APPENDIX L

GROUNDWATER

HAMPTONCLARKE·VERITECH

175 ROUTE 46 WEST, UNIT D · FAIRFIELD, NJ 07004
2 MADISON ROAD, FAIRFIELD, NJ 07004
800-426-9992 973-244-9770
FAX: 973-244-9787
WWW.HCVLAB.COM

Project: Jonas 002

Client PO: Not Available

Report To: First Environment
91 Fulton Street
Boonton, NJ 07005

Attn: N. Conrey

Received Date: 9/23/2011

Report Date: 10/24/2011

Deliverables: NYDOH-CatB

Lab ID: AC61718

Lab Project No: 1092601

This report is a true report of results obtained from our tests of this material. The report relates only to those samples received and analyzed by the laboratory. All results meet the requirements of the NELAC Institute standards. Laboratory reports may not be reproduced, except in full, without the written approval of the laboratory.

In lieu of a formal contract document, the total aggregate liability of Veritech to all parties shall not exceed Veritech's total fee for analytical services rendered.

Jeri Rossi - Quality Assurance Director OR Stanley Gilewicz - Laboratory Director

NJ	(07071 and 07069)	NY	(ELAP11408 and 11939)	CT	(PH-0671)	USACE
PA	(68-00463 and 68-04409)	KY	(90124)	WV	(353)	

HC·V
HAMPTONCLARKE·VERITECH

TABLE OF CONTENTS

HC·V LABORATORY RESULTS	PAGE NOS.
SDG Narrative	1-2
Reporting Limit Definitions	3-4
Data Package Summary Forms	5-27
Chain of Custody Forms	28-32
GC/MS Volatile Data	33-188

SDG Narrative

HCV Case Narrative/Conformance Summary

Client: First Environment
Project: Jonas 002

HCV Project: 1092601

Hampton-Clarke/Veritech (HC·V) received the following samples on September 23 2011:

Client ID	HCV Sample ID	Matrix	Analysis
MW-4	AC61718-001	Aqueous	VO (8260B)
MW-2	AC61718-002	Aqueous	VO (8260B)
MW-3	AC61718-003	Aqueous	VO (8260B)
MW-4 MS	AC61718-004	Aqueous	VO (8260B)
MW-4 MSD	AC61718-005	Aqueous	VO (8260B)
Dup	AC61718-006	Aqueous	VO (8260B)
FB	AC61718-007	Aqueous	VO (8260B)
Trip Blank	AC61718-008	Aqueous	VO (8260B)

Volatile Organic Analysis:

Data conforms to method requirements.

Jeri Rossi
Jeri Rossi
Quality Assurance Director

Or

Stanley Gilewicz
Laboratory Director

10/25/11
Date

Reporting Limit Definitions

HCV Reporting Limit Definitions/Data Qualifiers

REPORTING DEFINITIONS

DF = Dilution Factor

MDL = Method Detection Limit

RL = Reporting Limit *

RT = Retention Time

NA = Not Applicable

ND = Not Detected

DATA QUALIFIERS

B- Indicates analyte was present in the Method Blank and sample.

d- For Pesticide and PCB analysis, the concentration between primary and secondary columns is greater than 40%. The lower concentration is generally reported.

E- Indicates the concentration exceeded the upper calibration range of the instrument.

J- Indicates the concentration is below the Reporting Limit (RL) but above the MDL (Method Detection Limit). The concentration reported is an estimate.

*For Clean Water Act and SW846 Organic Methods and Metals Methods, the Reporting Limit is determined by the concentration of the lowest standard in the calibration curve.

*For Clean Water Act and SW846 Wet Chemistry methods, the Reporting Limit is determined by the concentration of the lowest standard in the calibration curve. For most gravimetric methods the Reporting Limit is defined as a value 3 to 5 times the MDL.

Data Package Summary Forms

HCV Report Of Analysis

Client: First Environment **HCV Project #:** 1092601

Project: Jonas 002

Sample ID: MW-4 **Collection Date:** 9/22/2011
Lab#: AC61718-001 **Receipt Date:** 9/23/2011
Matrix: Aqueous

Volatile Organics + 10 (8260)

Analyte	DF	Units	RL	Result
1,1,1-Trichloroethane	1	ug/l	1.0	ND
1,1,2,2-Tetrachloroethane	1	ug/l	1.0	ND
1,1,2-Trichloro-1,2,2-trifluoroethane	1	ug/l	1.0	ND
1,1,2-Trichloroethane	1	ug/l	1.0	ND
1,1-Dichloroethane	1	ug/l	1.0	ND
1,1-Dichloroethene	1	ug/l	1.0	ND
1,2,3-Trichlorobenzene	1	ug/l	1.0	ND
1,2,4-Trichlorobenzene	1	ug/l	1.0	ND
1,2-Dibromo-3-chloropropane	1	ug/l	1.0	ND
1,2-Dibromoethane	1	ug/l	1.0	ND
1,2-Dichlorobenzene	1	ug/l	1.0	ND
1,2-Dichloroethane	1	ug/l	0.50	ND
1,2-Dichloropropane	1	ug/l	1.0	ND
1,3-Dichlorobenzene	1	ug/l	1.0	ND
1,4-Dichlorobenzene	1	ug/l	1.0	ND
1,4-Dioxane	1	ug/l	50	ND
2-Butanone	1	ug/l	1.0	ND
2-Hexanone	1	ug/l	1.0	ND
4-Methyl-2-pentanone	1	ug/l	1.0	ND
Acetone	1	ug/l	5.9	ND
Benzene	1	ug/l	0.50	ND
Bromochloromethane	1	ug/l	1.0	ND
Bromodichloromethane	1	ug/l	0.61	ND
Bromoform	1	ug/l	1.0	ND
Bromomethane	1	ug/l	1.0	ND
Carbon disulfide	1	ug/l	1.0	ND
Carbon tetrachloride	1	ug/l	1.0	ND
Chlorobenzene	1	ug/l	1.0	ND
Chloroethane	1	ug/l	1.0	ND
Chloroform	1	ug/l	1.0	ND
Chloromethane	1	ug/l	1.0	ND
cis-1,2-Dichloroethene	1	ug/l	1.0	ND
cis-1,3-Dichloropropene	1	ug/l	1.0	ND
Cyclohexane	1	ug/l	1.0	ND
Dibromochloromethane	1	ug/l	1.0	ND
Dichlorodifluoromethane	1	ug/l	1.0	ND
Ethylbenzene	1	ug/l	1.0	ND
Isopropylbenzene	1	ug/l	1.0	ND
m&p-Xylenes	1	ug/l	1.0	ND
Methyl Acetate	1	ug/l	1.0	ND
Methylcyclohexane	1	ug/l	1.0	ND
Methylene chloride	1	ug/l	1.0	ND
Methyl-t-butyl ether	1	ug/l	0.50	ND
o-Xylene	1	ug/l	1.0	ND
Styrene	1	ug/l	1.0	ND
Tetrachloroethene	**1**	**ug/l**	**1.0**	**3.0**
Toluene	1	ug/l	1.0	ND
trans-1,2-Dichloroethene	1	ug/l	1.0	ND
trans-1,3-Dichloropropene	1	ug/l	1.0	ND
Trichloroethene	1	ug/l	1.0	ND
Trichlorofluoromethane	1	ug/l	1.0	ND
Vinyl chloride	1	ug/l	1.0	ND
Xylenes (Total)	1	ug/l	1.0	ND

Volatile Organics + 10 (8260) Library Searches

Analyte	DF	Units	RT	Result
No Unknown Compounds Detected	1	ug/l	NA	ND
TotalVolatileTic	1	ug/l	NA	ND

Sample ID: MW-2
Lab#: AC61718-002
Matrix: Aqueous

Collection Date: 9/22/2011
Receipt Date: 9/23/2011

Volatile Organics + 10 (8260)

Analyte	DF	Units	RL	Result
1,1,1-Trichloroethane	1	ug/l	1.0	ND
1,1,2,2-Tetrachloroethane	1	ug/l	1.0	ND
1,1,2-Trichloro-1,2,2-trifluoroethane	1	ug/l	1.0	ND
1,1,2-Trichloroethane	1	ug/l	1.0	ND
1,1-Dichloroethane	1	ug/l	1.0	ND
1,1-Dichloroethene	1	ug/l	1.0	ND
1,2,3-Trichlorobenzene	1	ug/l	1.0	ND
1,2,4-Trichlorobenzene	1	ug/l	1.0	ND
1,2-Dibromo-3-chloropropane	1	ug/l	1.0	ND
1,2-Dibromoethane	1	ug/l	1.0	ND
1,2-Dichlorobenzene	1	ug/l	1.0	ND
1,2-Dichloroethane	1	ug/l	0.50	ND
1,2-Dichloropropane	1	ug/l	1.0	ND
1,3-Dichlorobenzene	1	ug/l	1.0	ND
1,4-Dichlorobenzene	1	ug/l	1.0	ND
1,4-Dioxane	1	ug/l	50	ND
2-Butanone	1	ug/l	1.0	ND
2-Hexanone	1	ug/l	1.0	ND
4-Methyl-2-pentanone	1	ug/l	1.0	ND
Acetone	1	ug/l	5.9	ND
Benzene	1	ug/l	0.50	ND
Bromochloromethane	1	ug/l	1.0	ND
Bromodichloromethane	1	ug/l	0.61	ND
Bromoform	1	ug/l	1.0	ND
Bromomethane	1	ug/l	1.0	ND
Carbon disulfide	1	ug/l	1.0	ND
Carbon tetrachloride	1	ug/l	1.0	ND
Chlorobenzene	1	ug/l	1.0	ND
Chloroethane	1	ug/l	1.0	ND
Chloroform	1	ug/l	1.0	ND
Chloromethane	1	ug/l	1.0	ND
cis-1,2-Dichloroethene	1	ug/l	1.0	ND
cis-1,3-Dichloropropene	1	ug/l	1.0	ND
Cyclohexane	1	ug/l	1.0	ND
Dibromochloromethane	1	ug/l	1.0	ND
Dichlorodifluoromethane	1	ug/l	1.0	ND
Ethylbenzene	1	ug/l	1.0	ND
Isopropylbenzene	1	ug/l	1.0	ND
m&p-Xylenes	1	ug/l	1.0	ND
Methyl Acetate	1	ug/l	1.0	ND
Methylcyclohexane	1	ug/l	1.0	ND
Methylene chloride	1	ug/l	1.0	ND
Methyl-t-butyl ether	1	ug/l	0.50	ND
o-Xylene	1	ug/l	1.0	ND
Styrene	1	ug/l	1.0	ND
Tetrachloroethene	**1**	**ug/l**	**1.0**	**2.2**
Toluene	1	ug/l	1.0	ND
trans-1,2-Dichloroethene	1	ug/l	1.0	ND
trans-1,3-Dichloropropene	1	ug/l	1.0	ND
Trichloroethene	1	ug/l	1.0	ND
Trichlorofluoromethane	1	ug/l	1.0	ND
Vinyl chloride	1	ug/l	1.0	ND
Xylenes (Total)	1	ug/l	1.0	ND

Volatile Organics + 10 (8260) Library Searches

Analyte	DF	Units	RT	Result
No Unknown Compounds Detected	1	ug/l	NA	ND
TotalVolatileTic	1	ug/l	NA	ND

Sample ID: MW-3
Lab#: AC61718-003
Matrix: Aqueous

Collection Date: 9/22/2011
Receipt Date: 9/23/2011

Volatile Organics + 10 (8260)

Analyte	DF	Units	RL	Result
1,1,1-Trichloroethane	1	ug/l	1.0	ND
1,1,2,2-Tetrachloroethane	1	ug/l	1.0	ND
1,1,2-Trichloro-1,2,2-trifluoroethane	1	ug/l	1.0	ND
1,1,2-Trichloroethane	1	ug/l	1.0	ND
1,1-Dichloroethane	1	ug/l	1.0	ND
1,1-Dichloroethene	1	ug/l	1.0	ND
1,2,3-Trichlorobenzene	1	ug/l	1.0	ND
1,2,4-Trichlorobenzene	1	ug/l	1.0	ND
1,2-Dibromo-3-chloropropane	1	ug/l	1.0	ND
1,2-Dibromoethane	1	ug/l	1.0	ND
1,2-Dichlorobenzene	1	ug/l	1.0	ND
1,2-Dichloroethane	1	ug/l	0.50	ND
1,2-Dichloropropane	1	ug/l	1.0	ND
1,3-Dichlorobenzene	1	ug/l	1.0	ND
1,4-Dichlorobenzene	1	ug/l	1.0	ND
1,4-Dioxane	1	ug/l	50	ND
2-Butanone	1	ug/l	1.0	ND
2-Hexanone	1	ug/l	1.0	ND
4-Methyl-2-pentanone	1	ug/l	1.0	ND
Acetone	1	ug/l	5.9	ND
Benzene	1	ug/l	0.50	ND
Bromochloromethane	1	ug/l	1.0	ND
Bromodichloromethane	1	ug/l	0.61	ND
Bromoform	1	ug/l	1.0	ND
Bromomethane	1	ug/l	1.0	ND
Carbon disulfide	1	ug/l	1.0	ND
Carbon tetrachloride	1	ug/l	1.0	ND
Chlorobenzene	1	ug/l	1.0	ND
Chloroethane	1	ug/l	1.0	ND
Chloroform	1	ug/l	1.0	ND
Chloromethane	1	ug/l	1.0	ND
cis-1,2-Dichloroethene	1	ug/l	1.0	ND
cis-1,3-Dichloropropene	1	ug/l	1.0	ND
Cyclohexane	1	ug/l	1.0	ND
Dibromochloromethane	1	ug/l	1.0	ND
Dichlorodifluoromethane	1	ug/l	1.0	ND
Ethylbenzene	1	ug/l	1.0	ND
Isopropylbenzene	1	ug/l	1.0	ND
m&p-Xylenes	1	ug/l	1.0	ND
Methyl Acetate	1	ug/l	1.0	ND
Methylcyclohexane	1	ug/l	1.0	ND
Methylene chloride	1	ug/l	1.0	ND
Methyl-t-butyl ether	1	ug/l	0.50	ND
o-Xylene	1	ug/l	1.0	ND
Styrene	1	ug/l	1.0	ND
Tetrachloroethene	1	ug/l	1.0	ND
Toluene	1	ug/l	1.0	ND
trans-1,2-Dichloroethene	1	ug/l	1.0	ND
trans-1,3-Dichloropropene	1	ug/l	1.0	ND
Trichloroethene	1	ug/l	1.0	ND
Trichlorofluoromethane	1	ug/l	1.0	ND
Vinyl chloride	1	ug/l	1.0	ND
Xylenes (Total)	1	ug/l	1.0	ND

Volatile Organics + 10 (8260) Library Searches

Analyte	DF	Units	RT	Result
No Unknown Compounds Detected	1	ug/l	NA	ND
TotalVolatileTic	1	ug/l	NA	ND

Sample ID: MW-4 MS
Lab#: AC61718-004
Matrix: Aqueous

Collection Date: 9/22/2011
Receipt Date: 9/23/2011

Volatile Organics + 10 (8260)

Analyte	DF	Units	RL	Result
1,1,1-Trichloroethane	1	ug/l	1.0	19
1,1,2,2-Tetrachloroethane	1	ug/l	1.0	15
1,1,2-Trichloro-1,2,2-trifluoroethane	1	ug/l	1.0	17
1,1,2-Trichloroethane	1	ug/l	1.0	18
1,1-Dichloroethane	1	ug/l	1.0	18
1,1-Dichloroethene	1	ug/l	1.0	17
1,2,3-Trichlorobenzene	1	ug/l	1.0	15
1,2,4-Trichlorobenzene	1	ug/l	1.0	16
1,2-Dibromo-3-chloropropane	1	ug/l	1.0	13
1,2-Dibromoethane	1	ug/l	1.0	18
1,2-Dichlorobenzene	1	ug/l	1.0	17
1,2-Dichloroethane	1	ug/l	0.50	19
1,2-Dichloropropane	1	ug/l	1.0	18
1,3-Dichlorobenzene	1	ug/l	1.0	18
1,4-Dichlorobenzene	1	ug/l	1.0	17
1,4-Dioxane	1	ug/l	50	810
2-Butanone	1	ug/l	1.0	14
2-Hexanone	1	ug/l	1.0	17
4-Methyl-2-pentanone	1	ug/l	1.0	15
Acetone	1	ug/l	5.9	69
Benzene	1	ug/l	0.50	19
Bromochloromethane	1	ug/l	1.0	20
Bromodichloromethane	1	ug/l	0.61	18
Bromoform	1	ug/l	1.0	17
Bromomethane	1	ug/l	1.0	13
Carbon disulfide	1	ug/l	1.0	14
Carbon tetrachloride	1	ug/l	1.0	20
Chlorobenzene	1	ug/l	1.0	18
Chloroethane	1	ug/l	1.0	19
Chloroform	1	ug/l	1.0	19
Chloromethane	1	ug/l	1.0	16
cis-1,2-Dichloroethene	1	ug/l	1.0	17
cis-1,3-Dichloropropene	1	ug/l	1.0	15
Cyclohexane	1	ug/l	1.0	16
Dibromochloromethane	1	ug/l	1.0	18
Dichlorodifluoromethane	1	ug/l	1.0	14
Ethylbenzene	1	ug/l	1.0	20
Isopropylbenzene	1	ug/l	1.0	16
m&p-Xylenes	1	ug/l	1.0	40
Methyl Acetate	1	ug/l	1.0	20
Methylcyclohexane	1	ug/l	1.0	18
Methylene chloride	1	ug/l	1.0	17
Methyl-t-butyl ether	1	ug/l	0.50	18
o-Xylene	1	ug/l	1.0	20
Styrene	1	ug/l	1.0	18
Tetrachloroethene	1	ug/l	1.0	25
Toluene	1	ug/l	1.0	19
trans-1,2-Dichloroethene	1	ug/l	1.0	19
trans-1,3-Dichloropropene	1	ug/l	1.0	17
Trichloroethene	1	ug/l	1.0	18
Trichlorofluoromethane	1	ug/l	1.0	17
Vinyl chloride	1	ug/l	1.0	16
Xylenes (Total)	1	ug/l	1.0	60

Volatile Organics + 10 (8260) Library Searches

Analyte	DF	Units	RT	Result
No Unknown Compounds Detected	1	ug/l	NA	ND
TotalVolatileTic	1	ug/l	NA	ND

Sample ID: MW-4 MSD
Lab#: AC61718-005
Matrix: Aqueous

Collection Date: 9/22/2011
Receipt Date: 9/23/2011

Volatile Organics + 10 (8260)

Analyte	DF	Units	RL	Result
1,1,1-Trichloroethane	1	ug/l	1.0	19
1,1,2,2-Tetrachloroethane	1	ug/l	1.0	16
1,1,2-Trichloro-1,2,2-trifluoroethane	1	ug/l	1.0	15
1,1,2-Trichloroethane	1	ug/l	1.0	18
1,1-Dichloroethane	1	ug/l	1.0	17
1,1-Dichloroethene	1	ug/l	1.0	16
1,2,3-Trichlorobenzene	1	ug/l	1.0	15
1,2,4-Trichlorobenzene	1	ug/l	1.0	17
1,2-Dibromo-3-chloropropane	1	ug/l	1.0	14
1,2-Dibromoethane	1	ug/l	1.0	17
1,2-Dichlorobenzene	1	ug/l	1.0	18
1,2-Dichloroethane	1	ug/l	0.50	19
1,2-Dichloropropane	1	ug/l	1.0	18
1,3-Dichlorobenzene	1	ug/l	1.0	18
1,4-Dichlorobenzene	1	ug/l	1.0	17
1,4-Dioxane	1	ug/l	50	820
2-Butanone	1	ug/l	1.0	13
2-Hexanone	1	ug/l	1.0	16
4-Methyl-2-pentanone	1	ug/l	1.0	14
Acetone	1	ug/l	5.9	65
Benzene	1	ug/l	0.50	19
Bromochloromethane	1	ug/l	1.0	19
Bromodichloromethane	1	ug/l	0.61	18
Bromoform	1	ug/l	1.0	17
Bromomethane	1	ug/l	1.0	12
Carbon disulfide	1	ug/l	1.0	15
Carbon tetrachloride	1	ug/l	1.0	19
Chlorobenzene	1	ug/l	1.0	19
Chloroethane	1	ug/l	1.0	18
Chloroform	1	ug/l	1.0	19
Chloromethane	1	ug/l	1.0	15
cis-1,2-Dichloroethene	1	ug/l	1.0	17
cis-1,3-Dichloropropene	1	ug/l	1.0	15
Cyclohexane	1	ug/l	1.0	17
Dibromochloromethane	1	ug/l	1.0	18
Dichlorodifluoromethane	1	ug/l	1.0	13
Ethylbenzene	1	ug/l	1.0	20
Isopropylbenzene	1	ug/l	1.0	17
m&p-Xylenes	1	ug/l	1.0	41
Methyl Acetate	1	ug/l	1.0	19
Methylcyclohexane	1	ug/l	1.0	17
Methylene chloride	1	ug/l	1.0	17
Methyl-t-butyl ether	1	ug/l	0.50	18
o-Xylene	1	ug/l	1.0	20
Styrene	1	ug/l	1.0	18
Tetrachloroethene	1	ug/l	1.0	23
Toluene	1	ug/l	1.0	19
trans-1,2-Dichloroethene	1	ug/l	1.0	18
trans-1,3-Dichloropropene	1	ug/l	1.0	17
Trichloroethene	1	ug/l	1.0	18
Trichlorofluoromethane	1	ug/l	1.0	18
Vinyl chloride	1	ug/l	1.0	15
Xylenes (Total)	1	ug/l	1.0	61

Volatile Organics + 10 (8260) Library Searches

Analyte	DF	Units	RT	Result
No Unknown Compounds Detected	1	ug/l	NA	ND
TotalVolatileTic	1	ug/l	NA	ND

Sample ID: Dup
Lab#: AC61718-006
Matrix: Aqueous

Collection Date: 9/22/2011
Receipt Date: 9/23/2011

Volatile Organics + 10 (8260)

Analyte	DF	Units	RL	Result
1,1,1-Trichloroethane	1	ug/l	1.0	ND
1,1,2,2-Tetrachloroethane	1	ug/l	1.0	ND
1,1,2-Trichloro-1,2,2-trifluoroethane	1	ug/l	1.0	ND
1,1,2-Trichloroethane	1	ug/l	1.0	ND
1,1-Dichloroethane	1	ug/l	1.0	ND
1,1-Dichloroethene	1	ug/l	1.0	ND
1,2,3-Trichlorobenzene	1	ug/l	1.0	ND
1,2,4-Trichlorobenzene	1	ug/l	1.0	ND
1,2-Dibromo-3-chloropropane	1	ug/l	1.0	ND
1,2-Dibromoethane	1	ug/l	1.0	ND
1,2-Dichlorobenzene	1	ug/l	1.0	ND
1,2-Dichloroethane	1	ug/l	0.50	ND
1,2-Dichloropropane	1	ug/l	1.0	ND
1,3-Dichlorobenzene	1	ug/l	1.0	ND
1,4-Dichlorobenzene	1	ug/l	1.0	ND
1,4-Dioxane	1	ug/l	50	ND
2-Butanone	1	ug/l	1.0	ND
2-Hexanone	1	ug/l	1.0	ND
4-Methyl-2-pentanone	1	ug/l	1.0	ND
Acetone	1	ug/l	5.9	ND
Benzene	1	ug/l	0.50	ND
Bromochloromethane	1	ug/l	1.0	ND
Bromodichloromethane	1	ug/l	0.61	ND
Bromoform	1	ug/l	1.0	ND
Bromomethane	1	ug/l	1.0	ND
Carbon disulfide	1	ug/l	1.0	ND
Carbon tetrachloride	1	ug/l	1.0	ND
Chlorobenzene	1	ug/l	1.0	ND
Chloroethane	1	ug/l	1.0	ND
Chloroform	1	ug/l	1.0	ND
Chloromethane	1	ug/l	1.0	ND
cis-1,2-Dichloroethene	1	ug/l	1.0	ND
cis-1,3-Dichloropropene	1	ug/l	1.0	ND
Cyclohexane	1	ug/l	1.0	ND
Dibromochloromethane	1	ug/l	1.0	ND
Dichlorodifluoromethane	1	ug/l	1.0	ND
Ethylbenzene	1	ug/l	1.0	ND
Isopropylbenzene	1	ug/l	1.0	ND
m&p-Xylenes	1	ug/l	1.0	ND
Methyl Acetate	1	ug/l	1.0	ND
Methylcyclohexane	1	ug/l	1.0	ND
Methylene chloride	1	ug/l	1.0	ND
Methyl-t-butyl ether	1	ug/l	0.50	ND
o-Xylene	1	ug/l	1.0	ND
Styrene	1	ug/l	1.0	ND
Tetrachloroethene	**1**	**ug/l**	**1.0**	**3.1**
Toluene	1	ug/l	1.0	ND
trans-1,2-Dichloroethene	1	ug/l	1.0	ND
trans-1,3-Dichloropropene	1	ug/l	1.0	ND
Trichloroethene	1	ug/l	1.0	ND
Trichlorofluoromethane	1	ug/l	1.0	ND
Vinyl chloride	1	ug/l	1.0	ND
Xylenes (Total)	1	ug/l	1.0	ND

Volatile Organics + 10 (8260) Library Searches

Analyte	DF	Units	RT	Result
No Unknown Compounds Detected	1	ug/l	NA	ND
TotalVolatileTic	1	ug/l	NA	ND

Sample ID: FB
Lab#: AC61718-007
Matrix: Aqueous

Collection Date: 9/22/2011
Receipt Date: 9/23/2011

Volatile Organics + 10 (8260)

Analyte	DF	Units	RL	Result
1,1,1-Trichloroethane	1	ug/l	1.0	ND
1,1,2,2-Tetrachloroethane	1	ug/l	1.0	ND
1,1,2-Trichloro-1,2,2-trifluoroethane	1	ug/l	1.0	ND
1,1,2-Trichloroethane	1	ug/l	1.0	ND
1,1-Dichloroethane	1	ug/l	1.0	ND
1,1-Dichloroethene	1	ug/l	1.0	ND
1,2,3-Trichlorobenzene	1	ug/l	1.0	ND
1,2,4-Trichlorobenzene	1	ug/l	1.0	ND
1,2-Dibromo-3-chloropropane	1	ug/l	1.0	ND
1,2-Dibromoethane	1	ug/l	1.0	ND
1,2-Dichlorobenzene	1	ug/l	1.0	ND
1,2-Dichloroethane	1	ug/l	0.50	ND
1,2-Dichloropropane	1	ug/l	1.0	ND
1,3-Dichlorobenzene	1	ug/l	1.0	ND
1,4-Dichlorobenzene	1	ug/l	1.0	ND
1,4-Dioxane	1	ug/l	50	ND
2-Butanone	1	ug/l	1.0	ND
2-Hexanone	1	ug/l	1.0	ND
4-Methyl-2-pentanone	1	ug/l	1.0	ND
Acetone	1	ug/l	5.9	ND
Benzene	1	ug/l	0.50	ND
Bromochloromethane	1	ug/l	1.0	ND
Bromodichloromethane	1	ug/l	0.61	ND
Bromoform	1	ug/l	1.0	ND
Bromomethane	1	ug/l	1.0	ND
Carbon disulfide	1	ug/l	1.0	ND
Carbon tetrachloride	1	ug/l	1.0	ND
Chlorobenzene	1	ug/l	1.0	ND
Chloroethane	1	ug/l	1.0	ND
Chloroform	1	ug/l	1.0	ND
Chloromethane	1	ug/l	1.0	ND
cis-1,2-Dichloroethene	1	ug/l	1.0	ND
cis-1,3-Dichloropropene	1	ug/l	1.0	ND
Cyclohexane	1	ug/l	1.0	ND
Dibromochloromethane	1	ug/l	1.0	ND
Dichlorodifluoromethane	1	ug/l	1.0	ND
Ethylbenzene	1	ug/l	1.0	ND
Isopropylbenzene	1	ug/l	1.0	ND
m&p-Xylenes	1	ug/l	1.0	ND
Methyl Acetate	1	ug/l	1.0	ND
Methylcyclohexane	1	ug/l	1.0	ND
Methylene chloride	1	ug/l	1.0	ND
Methyl-t-butyl ether	1	ug/l	0.50	ND
o-Xylene	1	ug/l	1.0	ND
Styrene	1	ug/l	1.0	ND
Tetrachloroethene	1	ug/l	1.0	ND
Toluene	1	ug/l	1.0	ND
trans-1,2-Dichloroethene	1	ug/l	1.0	ND
trans-1,3-Dichloropropene	1	ug/l	1.0	ND
Trichloroethene	1	ug/l	1.0	ND
Trichlorofluoromethane	1	ug/l	1.0	ND
Vinyl chloride	1	ug/l	1.0	ND
Xylenes (Total)	1	ug/l	1.0	ND

Volatile Organics + 10 (8260) Library Searches

Analyte	DF	Units	RT	Result
No Unknown Compounds Detected	1	ug/l	NA	ND
TotalVolatileTic	1	ug/l	NA	ND

Sample ID: Trip Blank
Lab#: AC61718-008
Matrix: Aqueous

Collection Date: 9/21/2011
Receipt Date: 9/23/2011

Volatile Organics + 10 (8260)

Analyte	DF	Units	RL	Result
1,1,1-Trichloroethane	1	ug/l	1.0	ND
1,1,2,2-Tetrachloroethane	1	ug/l	1.0	ND
1,1,2-Trichloro-1,2,2-trifluoroethane	1	ug/l	1.0	ND
1,1,2-Trichloroethane	1	ug/l	1.0	ND
1,1-Dichloroethane	1	ug/l	1.0	ND
1,1-Dichloroethene	1	ug/l	1.0	ND
1,2,3-Trichlorobenzene	1	ug/l	1.0	ND
1,2,4-Trichlorobenzene	1	ug/l	1.0	ND
1,2-Dibromo-3-chloropropane	1	ug/l	1.0	ND
1,2-Dibromoethane	1	ug/l	1.0	ND
1,2-Dichlorobenzene	1	ug/l	1.0	ND
1,2-Dichloroethane	1	ug/l	0.50	ND
1,2-Dichloropropane	1	ug/l	1.0	ND
1,3-Dichlorobenzene	1	ug/l	1.0	ND
1,4-Dichlorobenzene	1	ug/l	1.0	ND
1,4-Dioxane	1	ug/l	50	ND
2-Butanone	1	ug/l	1.0	ND
2-Hexanone	1	ug/l	1.0	ND
4-Methyl-2-pentanone	1	ug/l	1.0	ND
Acetone	1	ug/l	5.9	ND
Benzene	1	ug/l	0.50	ND
Bromochloromethane	1	ug/l	1.0	ND
Bromodichloromethane	1	ug/l	0.61	ND
Bromoform	1	ug/l	1.0	ND
Bromomethane	1	ug/l	1.0	ND
Carbon disulfide	1	ug/l	1.0	ND
Carbon tetrachloride	1	ug/l	1.0	ND
Chlorobenzene	1	ug/l	1.0	ND
Chloroethane	1	ug/l	1.0	ND
Chloroform	1	ug/l	1.0	ND
Chloromethane	1	ug/l	1.0	ND
cis-1,2-Dichloroethene	1	ug/l	1.0	ND
cis-1,3-Dichloropropene	1	ug/l	1.0	ND
Cyclohexane	1	ug/l	1.0	ND
Dibromochloromethane	1	ug/l	1.0	ND
Dichlorodifluoromethane	1	ug/l	1.0	ND
Ethylbenzene	1	ug/l	1.0	ND
Isopropylbenzene	1	ug/l	1.0	ND
m&p-Xylenes	1	ug/l	1.0	ND
Methyl Acetate	1	ug/l	1.0	ND
Methylcyclohexane	1	ug/l	1.0	ND
Methylene chloride	1	ug/l	1.0	ND
Methyl-t-butyl ether	1	ug/l	0.50	ND
o-Xylene	1	ug/l	1.0	ND
Styrene	1	ug/l	1.0	ND
Tetrachloroethene	1	ug/l	1.0	ND
Toluene	1	ug/l	1.0	ND
trans-1,2-Dichloroethene	1	ug/l	1.0	ND
trans-1,3-Dichloropropene	1	ug/l	1.0	ND
Trichloroethene	1	ug/l	1.0	ND
Trichlorofluoromethane	1	ug/l	1.0	ND
Vinyl chloride	1	ug/l	1.0	ND
Xylenes (Total)	1	ug/l	1.0	ND

Volatile Organics + 10 (8260) Library Searches

Analyte	DF	Units	RT	Result
No Unknown Compounds Detected	1	ug/l	NA	ND
TotalVolatileTic	1	ug/l	NA	ND

Form1

ORGANICS VOLATILE REPORT

Sample Number: AC61718-001
Client Id: MW-4
Data File: 6M73911.D
Analysis Date: 09/27/11 17:35
Date Rec/Extracted: 09/23/11-NA
Column: DB-624 25M 0.200mm ID 1.12um film

Method: EPA 8260B
Matrix: Aqueous
Initial Vol: 5ml
Final Vol: NA
Dilution: 1.00
Solids: 0

Units: ug/L

Cas #	Compound	RL	Conc	Cas #	Compound	RL	Conc
71-55-6	1,1,1-Trichloroethane	1.0	U	56-23-5	Carbon Tetrachloride	1.0	U
79-34-5	1,1,2,2-Tetrachloroethane	1.0	U	108-90-7	Chlorobenzene	1.0	U
76-13-1	1,1,2-Trichloro-1,2,2-trifluor	1.0	U	75-00-3	Chloroethane	1.0	U
79-00-5	1,1,2-Trichloroethane	1.0	U	67-66-3	Chloroform	1.0	U
75-34-3	1,1-Dichloroethane	1.0	U	74-87-3	Chloromethane	1.0	U
75-35-4	1,1-Dichloroethene	1.0	U	156-59-2	cis-1,2-Dichloroethene	1.0	U
87-61-6	1,2,3-Trichlorobenzene	1.0	U	10061-01-5	cis-1,3-Dichloropropene	1.0	U
120-82-1	1,2,4-Trichlorobenzene	1.0	U	110-82-7	Cyclohexane	1.0	U
96-12-8	1,2-Dibromo-3-Chloropropa	1.0	U	124-48-1	Dibromochloromethane	1.0	U
106-93-4	1,2-Dibromoethane	1.0	U	75-71-8	Dichlorodifluoromethane	1.0	U
95-50-1	1,2-Dichlorobenzene	1.0	U	100-41-4	Ethylbenzene	1.0	U
107-06-2	1,2-Dichloroethane	0.50	U	98-82-8	Isopropylbenzene	1.0	U
78-87-5	1,2-Dichloropropane	1.0	U	136777612	m&p-Xylenes	1.0	U
541-73-1	1,3-Dichlorobenzene	1.0	U	79-20-9	Methyl Acetate	1.0	U
106-46-7	1,4-Dichlorobenzene	1.0	U	108-87-2	Methylcyclohexane	1.0	U
123-91-1	1,4-Dioxane	50	U	75-09-2	Methylene Chloride	1.0	U
78-93-3	2-Butanone	1.0	U	1634-04-4	Methyl-t-butyl ether	0.50	U
591-78-6	2-Hexanone	1.0	U	95-47-6	o-Xylene	1.0	U
108-10-1	4-Methyl-2-Pentanone	1.0	U	100-42-5	Styrene	1.0	U
67-64-1	Acetone	5.9	U	**127-18-4**	**Tetrachloroethene**	**1.0**	**3.0**
71-43-2	Benzene	0.50	U	108-88-3	Toluene	1.0	U
74-97-5	Bromochloromethane	1.0	U	156-60-5	trans-1,2-Dichloroethene	1.0	U
75-27-4	Bromodichloromethane	0.61	U	10061-02-6	trans-1,3-Dichloropropene	1.0	U
75-25-2	Bromoform	1.0	U	79-01-6	Trichloroethene	1.0	U
74-83-9	Bromomethane	1.0	U	75-69-4	Trichlorofluoromethane	1.0	U
75-15-0	Carbon Disulfide	1.0	U	75-01-4	Vinyl Chloride	1.0	U
1330-20-7	Xylenes (Total)	1.0	U				

U - Indicates the compound was analyzed but not detected.
B - Indicates the analyte was found in the blank as well as in the sample.
E - Indicates the analyte concentration exceeds the calibration range of the instrument.
R - Retention Time Out
J - Indicates an estimated value when a compound is detected at less than the specified detection limit.
d - Pesticide %Diff>40% between columns due to coelution. Lower concentration used

Form1e

ORGANICS VOLATILE REPORT
Tentatively Identified Compounds

Sample Number: AC61718-001
Client Id: MW-4
Data File: 6M73911.D
Analysis Date: 09/27/11 17:35
Date Rec/Extracted: 09/23/11-NA

Matrix: Aqueous
Initial Vol: 5ml
Final Vol: NA
Dilution: 1.00
Solids:
Method: EPA 8260B

Units: ug/L

	Cas #	Compound	RT	Conc
1		No Unknown Compounds Detected	0.00	0 J

Worksheet #: 204988

Total Tentatively Identified Concentration 0

A - Indicates an aldol condensate.
J - Indicates an estimated value.
B - Indicates the analyte was found in the blank as well as in the sample.
Y - Indicates the analyte was found in the blank at <10% of the concentration of the sample.
<10% - Indicates the analyte was found in the blank at < 10% of nearest Internal Standard

Form1

ORGANICS VOLATILE REPORT

Sample Number: AC61718-002
Client Id: MW-2
Data File: 6M73912.D
Analysis Date: 09/27/11 17:51
Date Rec/Extracted: 09/23/11-NA
Column: DB-624 25M 0.200mm ID 1.12um film

Method: EPA 8260B
Matrix: Aqueous
Initial Vol: 5ml
Final Vol: NA
Dilution: 1.00
Solids: 0

Units: ug/L

Cas #	Compound	RL	Conc	Cas #	Compound	RL	Conc
71-55-6	1,1,1-Trichloroethane	1.0	U	56-23-5	Carbon Tetrachloride	1.0	U
79-34-5	1,1,2,2-Tetrachloroethane	1.0	U	108-90-7	Chlorobenzene	1.0	U
76-13-1	1,1,2-Trichloro-1,2,2-trifluor	1.0	U	75-00-3	Chloroethane	1.0	U
79-00-5	1,1,2-Trichloroethane	1.0	U	67-66-3	Chloroform	1.0	U
75-34-3	1,1-Dichloroethane	1.0	U	74-87-3	Chloromethane	1.0	U
75-35-4	1,1-Dichloroethene	1.0	U	156-59-2	cis-1,2-Dichloroethene	1.0	U
87-61-6	1,2,3-Trichlorobenzene	1.0	U	10061-01-5	cis-1,3-Dichloropropene	1.0	U
120-82-1	1,2,4-Trichlorobenzene	1.0	U	110-82-7	Cyclohexane	1.0	U
96-12-8	1,2-Dibromo-3-Chloropropa	1.0	U	124-48-1	Dibromochloromethane	1.0	U
106-93-4	1,2-Dibromoethane	1.0	U	75-71-8	Dichlorodifluoromethane	1.0	U
95-50-1	1,2-Dichlorobenzene	1.0	U	100-41-4	Ethylbenzene	1.0	U
107-06-2	1,2-Dichloroethane	0.50	U	98-82-8	Isopropylbenzene	1.0	U
78-87-5	1,2-Dichloropropane	1.0	U	136777612	m&p-Xylenes	1.0	U
541-73-1	1,3-Dichlorobenzene	1.0	U	79-20-9	Methyl Acetate	1.0	U
106-46-7	1,4-Dichlorobenzene	1.0	U	108-87-2	Methylcyclohexane	1.0	U
123-91-1	1,4-Dioxane	50	U	75-09-2	Methylene Chloride	1.0	U
78-93-3	2-Butanone	1.0	U	1634-04-4	Methyl-t-butyl ether	0.50	U
591-78-6	2-Hexanone	1.0	U	95-47-6	o-Xylene	1.0	U
108-10-1	4-Methyl-2-Pentanone	1.0	U	100-42-5	Styrene	1.0	U
67-64-1	Acetone	5.9	U	**127-18-4**	**Tetrachloroethene**	**1.0**	**2.2**
71-43-2	Benzene	0.50	U	108-88-3	Toluene	1.0	U
74-97-5	Bromochloromethane	1.0	U	156-60-5	trans-1,2-Dichloroethene	1.0	U
75-27-4	Bromodichloromethane	0.61	U	10061-02-6	trans-1,3-Dichloropropene	1.0	U
75-25-2	Bromoform	1.0	U	79-01-6	Trichloroethene	1.0	U
74-83-9	Bromomethane	1.0	U	75-69-4	Trichlorofluoromethane	1.0	U
75-15-0	Carbon Disulfide	1.0	U	75-01-4	Vinyl Chloride	1.0	U
1330-20-7	Xylenes (Total)	1.0	U				

Worksheet #: 204988

Total Target Concentration 2.2

ColumnID: (^) Indicates results from 2nd column

U - Indicates the compound was analyzed but not detected.
B - Indicates the analyte was found in the blank as well as in the sample.
E - Indicates the analyte concentration exceeds the calibration range of the instrument.
R - Retention Time Out
J - Indicates an estimated value when a compound is detected at less than the specified detection limit.
d - Pesticide %Diff>40% between columns due to coelution. Lower concentration used

Form1e

ORGANICS VOLATILE REPORT
Tentatively Identified Compounds

Sample Number: AC61718-002
Client Id: MW-2
Data File: 6M73912.D
Analysis Date: 09/27/11 17:51
Date Rec/Extracted: 09/23/11-NA

Matrix: Aqueous
Initial Vol: 5ml
Final Vol: NA
Dilution: 1.00
Solids:
Method: EPA 8260B

Units: ug/L

	Cas #	Compound	RT	Conc
1		No Unknown Compounds Detected	0.00	0 J

Worksheet #: 204988

Total Tentatively Identified Concentration 0

A - Indicates an aldol condensate.
J - Indicates an estimated value.
B - Indicates the analyte was found in the blank as well as in the sample.
Y - Indicates the analyte was found in the blank at <10% of the concentration of the sample.
<10% - Indicates the analyte was found in the blank at < 10% of nearest Internal Standard

Form1

ORGANICS VOLATILE REPORT

Sample Number: AC61718-003
Client Id: MW-3
Data File: 6M73913.D
Analysis Date: 09/27/11 18:06
Date Rec/Extracted: 09/23/11-NA
Column: DB-624 25M 0.200mm ID 1.12um film

Method: EPA 8260B
Matrix: Aqueous
Initial Vol: 5ml
Final Vol: NA
Dilution: 1.00
Solids: 0

Units: ug/L

Cas #	Compound	RL	Conc	Cas #	Compound	RL	Conc
71-55-6	1,1,1-Trichloroethane	1.0	U	56-23-5	Carbon Tetrachloride	1.0	U
79-34-5	1,1,2,2-Tetrachloroethane	1.0	U	108-90-7	Chlorobenzene	1.0	U
76-13-1	1,1,2-Trichloro-1,2,2-trifluor	1.0	U	75-00-3	Chloroethane	1.0	U
79-00-5	1,1,2-Trichloroethane	1.0	U	67-66-3	Chloroform	1.0	U
75-34-3	1,1-Dichloroethane	1.0	U	74-87-3	Chloromethane	1.0	U
75-35-4	1,1-Dichloroethene	1.0	U	156-59-2	cis-1,2-Dichloroethene	1.0	U
87-61-6	1,2,3-Trichlorobenzene	1.0	U	10061-01-5	cis-1,3-Dichloropropene	1.0	U
120-82-1	1,2,4-Trichlorobenzene	1.0	U	110-82-7	Cyclohexane	1.0	U
96-12-8	1,2-Dibromo-3-Chloropropa	1.0	U	124-48-1	Dibromochloromethane	1.0	U
106-93-4	1,2-Dibromoethane	1.0	U	75-71-8	Dichlorodifluoromethane	1.0	U
95-50-1	1,2-Dichlorobenzene	1.0	U	100-41-4	Ethylbenzene	1.0	U
107-06-2	1,2-Dichloroethane	0.50	U	98-82-8	Isopropylbenzene	1.0	U
78-87-5	1,2-Dichloropropane	1.0	U	136777612	m&p-Xylenes	1.0	U
541-73-1	1,3-Dichlorobenzene	1.0	U	79-20-9	Methyl Acetate	1.0	U
106-46-7	1,4-Dichlorobenzene	1.0	U	108-87-2	Methylcyclohexane	1.0	U
123-91-1	1,4-Dioxane	50	U	75-09-2	Methylene Chloride	1.0	U
78-93-3	2-Butanone	1.0	U	1634-04-4	Methyl-t-butyl ether	0.50	U
591-78-6	2-Hexanone	1.0	U	95-47-6	o-Xylene	1.0	U
108-10-1	4-Methyl-2-Pentanone	1.0	U	100-42-5	Styrene	1.0	U
67-64-1	Acetone	5.9	U	127-18-4	Tetrachloroethene	1.0	U
71-43-2	Benzene	0.50	U	108-88-3	Toluene	1.0	U
74-97-5	Bromochloromethane	1.0	U	156-60-5	trans-1,2-Dichloroethene	1.0	U
75-27-4	Bromodichloromethane	0.61	U	10061-02-6	trans-1,3-Dichloropropene	1.0	U
75-25-2	Bromoform	1.0	U	79-01-6	Trichloroethene	1.0	U
74-83-9	Bromomethane	1.0	U	75-69-4	Trichlorofluoromethane	1.0	U
75-15-0	Carbon Disulfide	1.0	U	75-01-4	Vinyl Chloride	1.0	U
1330-20-7	Xylenes (Total)	1.0	U				

Worksheet #: 204988

Total Target Concentration 0

ColumnID: (^) Indicates results from 2nd column

U - Indicates the compound was analyzed but not detected.
B - Indicates the analyte was found in the blank as well as in the sample.
E - Indicates the analyte concentration exceeds the calibration range of the instrument.
R - Retention Time Out
J - Indicates an estimated value when a compound is detected at less than the specified detection limit.
d - Pesticide %Diff>40% between columns due to coelution. Lower concentration used

Form1e

ORGANICS VOLATILE REPORT
Tentatively Identified Compounds

Sample Number: AC61718-003
Client Id: MW-3
Data File: 6M73913.D
Analysis Date: 09/27/11 18:06
Date Rec/Extracted: 09/23/11-NA

Matrix: Aqueous
Initial Vol: 5ml
Final Vol: NA
Dilution: 1.00
Solids:
Method: EPA 8260B

Units: ug/L

	Cas #	Compound	RT	Conc
1		No Unknown Compounds Detected	0.00	0 J

Worksheet #: 204988

Total Tentatively Identified Concentration 0

A - Indicates an aldol condensate.
J - Indicates an estimated value.
B - Indicates the analyte was found in the blank as well as in the sample.
Y - Indicates the analyte was found in the blank at <10% of the concentration of the sample.
<10% - Indicates the analyte was found in the blank at < 10% of nearest Internal Standard

Form1

ORGANICS VOLATILE REPORT

Sample Number: AC61718-004(MS:AC61
Client Id: MW-4 MS
Data File: 6M73914.D
Analysis Date: 09/27/11 18:22
Date Rec/Extracted: 09/23/11-NA
Column: DB-624 25M 0.200mm ID 1.12um film

Method: EPA 8260B
Matrix: Aqueous
Initial Vol: 5ml
Final Vol: NA
Dilution: 1.00
Solids: 0

Units: ug/L

Cas #	Compound	RL	Conc	Cas #	Compound	RL	Conc
71-55-6	1,1,1-Trichloroethane	1.0	19	56-23-5	Carbon Tetrachloride	1.0	20
79-34-5	1,1,2,2-Tetrachloroethane	1.0	15	108-90-7	Chlorobenzene	1.0	18
76-13-1	1,1,2-Trichloro-1,2,2-triflu	1.0	17	75-00-3	Chloroethane	1.0	19
79-00-5	1,1,2-Trichloroethane	1.0	18	67-66-3	Chloroform	1.0	19
75-34-3	1,1-Dichloroethane	1.0	18	74-87-3	Chloromethane	1.0	16
75-35-4	1,1-Dichloroethene	1.0	17	156-59-2	cis-1,2-Dichloroethene	1.0	17
87-61-6	1,2,3-Trichlorobenzene	1.0	15	10061-01-5	cis-1,3-Dichloropropene	1.0	15
120-82-1	1,2,4-Trichlorobenzene	1.0	16	110-82-7	Cyclohexane	1.0	16
96-12-8	1,2-Dibromo-3-Chloroprop	1.0	13	124-48-1	Dibromochloromethane	1.0	18
106-93-4	1,2-Dibromoethane	1.0	18	75-71-8	Dichlorodifluoromethane	1.0	14
95-50-1	1,2-Dichlorobenzene	1.0	17	100-41-4	Ethylbenzene	1.0	20
107-06-2	1,2-Dichloroethane	0.50	19	98-82-8	Isopropylbenzene	1.0	16
78-87-5	1,2-Dichloropropane	1.0	18	136777612	m&p-Xylenes	1.0	40
541-73-1	1,3-Dichlorobenzene	1.0	18	79-20-9	Methyl Acetate	1.0	20
106-46-7	1,4-Dichlorobenzene	1.0	17	108-87-2	Methylcyclohexane	1.0	18
123-91-1	1,4-Dioxane	50	810	75-09-2	Methylene Chloride	1.0	17
78-93-3	2-Butanone	1.0	14	1634-04-4	Methyl-t-butyl ether	0.50	18
591-78-6	2-Hexanone	1.0	17	95-47-6	o-Xylene	1.0	20
108-10-1	4-Methyl-2-Pentanone	1.0	15	100-42-5	Styrene	1.0	18
67-64-1	Acetone	5.9	69	127-18-4	Tetrachloroethene	1.0	25
71-43-2	Benzene	0.50	19	108-88-3	Toluene	1.0	19
74-97-5	Bromochloromethane	1.0	20	156-60-5	trans-1,2-Dichloroethene	1.0	19
75-27-4	Bromodichloromethane	0.61	18	10061-02-6	trans-1,3-Dichloropropene	1.0	17
75-25-2	Bromoform	1.0	17	79-01-6	Trichloroethene	1.0	18
74-83-9	Bromomethane	1.0	13	75-69-4	Trichlorofluoromethane	1.0	17
75-15-0	Carbon Disulfide	1.0	14	75-01-4	Vinyl Chloride	1.0	16
1330-20-7	Xylenes (Total)	1.0	60				

Worksheet #: 204988

Total Target Concentration 1800

ColumnID: (^) Indicates results from 2nd column

U - Indicates the compound was analyzed but not detected.
B - Indicates the analyte was found in the blank as well as in the sample.
E - Indicates the analyte concentration exceeds the calibration range of the instrument.
R - Retention Time Out
J - Indicates an estimated value when a compound is detected at less than the specified detection limit.
d - Pesticide %Diff>40% between columns due to coelution. Lower concentration used

Form1

ORGANICS VOLATILE REPORT

Sample Number: AC61718-005(MSD:AC
Client Id: MW-4 MSD
Data File: 6M73915.D
Analysis Date: 09/27/11 18:38
Date Rec/Extracted: 09/23/11-NA
Column: DB-624 25M 0.200mm ID 1.12um film

Method: EPA 8260B
Matrix: Aqueous
Initial Vol: 5ml
Final Vol: NA
Dilution: 1.00
Solids: 0

Units: ug/L

Cas #	Compound	RL	Conc	Cas #	Compound	RL	Conc
71-55-6	1,1,1-Trichloroethane	1.0	19	56-23-5	Carbon Tetrachloride	1.0	19
79-34-5	1,1,2,2-Tetrachloroethane	1.0	16	108-90-7	Chlorobenzene	1.0	19
76-13-1	1,1,2-Trichloro-1,2,2-triflu	1.0	15	75-00-3	Chloroethane	1.0	18
79-00-5	1,1,2-Trichloroethane	1.0	18	67-66-3	Chloroform	1.0	19
75-34-3	1,1-Dichloroethane	1.0	17	74-87-3	Chloromethane	1.0	15
75-35-4	1,1-Dichloroethene	1.0	16	156-59-2	cis-1,2-Dichloroethene	1.0	17
87-61-6	1,2,3-Trichlorobenzene	1.0	15	10061-01-5	cis-1,3-Dichloropropene	1.0	15
120-82-1	1,2,4-Trichlorobenzene	1.0	17	110-82-7	Cyclohexane	1.0	17
96-12-8	1,2-Dibromo-3-Chloroprop	1.0	14	124-48-1	Dibromochloromethane	1.0	18
106-93-4	1,2-Dibromoethane	1.0	17	75-71-8	Dichlorodifluoromethane	1.0	13
95-50-1	1,2-Dichlorobenzene	1.0	18	100-41-4	Ethylbenzene	1.0	20
107-06-2	1,2-Dichloroethane	0.50	19	98-82-8	Isopropylbenzene	1.0	17
78-87-5	1,2-Dichloropropane	1.0	18	136777612	m&p-Xylenes	1.0	41
541-73-1	1,3-Dichlorobenzene	1.0	18	79-20-9	Methyl Acetate	1.0	19
106-46-7	1,4-Dichlorobenzene	1.0	17	108-87-2	Methylcyclohexane	1.0	17
123-91-1	1,4-Dioxane	50	820	75-09-2	Methylene Chloride	1.0	17
78-93-3	2-Butanone	1.0	13	1634-04-4	Methyl-t-butyl ether	0.50	18
591-78-6	2-Hexanone	1.0	16	95-47-6	o-Xylene	1.0	20
108-10-1	4-Methyl-2-Pentanone	1.0	14	100-42-5	Styrene	1.0	18
67-64-1	Acetone	5.9	65	127-18-4	Tetrachloroethene	1.0	23
71-43-2	Benzene	0.50	19	108-88-3	Toluene	1.0	19
74-97-5	Bromochloromethane	1.0	19	156-60-5	trans-1,2-Dichloroethene	1.0	18
75-27-4	Bromodichloromethane	0.61	18	10061-02-6	trans-1,3-Dichloropropene	1.0	17
75-25-2	Bromoform	1.0	17	79-01-6	Trichloroethene	1.0	18
74-83-9	Bromomethane	1.0	12	75-69-4	Trichlorofluoromethane	1.0	18
75-15-0	Carbon Disulfide	1.0	15	75-01-4	Vinyl Chloride	1.0	15
1330-20-7	Xylenes (Total)	1.0	61				

Worksheet #: 204988

Total Target Concentration 1800

ColumnID: (^) Indicates results from 2nd column

U - Indicates the compound was analyzed but not detected.
B - Indicates the analyte was found in the blank as well as in the sample.
E - Indicates the analyte concentration exceeds the calibration range of the instrument.
R - Retention Time Out
J - Indicates an estimated value when a compound is detected at less than the specified detection limit.
d - Pesticide %Diff>40% between columns due to coelution. Lower concentration used

Form1

ORGANICS VOLATILE REPORT

Sample Number: AC61718-006
Client Id: Dup
Data File: 6M73916.D
Analysis Date: 09/27/11 18:54
Date Rec/Extracted: 09/23/11-NA
Column: DB-624 25M 0.200mm ID 1.12um film

Method: EPA 8260B
Matrix: Aqueous
Initial Vol: 5ml
Final Vol: NA
Dilution: 1.00
Solids: 0

Units: ug/L

Cas #	Compound	RL	Conc	Cas #	Compound	RL	Conc
71-55-6	1,1,1-Trichloroethane	1.0	U	56-23-5	Carbon Tetrachloride	1.0	U
79-34-5	1,1,2,2-Tetrachloroethane	1.0	U	108-90-7	Chlorobenzene	1.0	U
76-13-1	1,1,2-Trichloro-1,2,2-trifluor	1.0	U	75-00-3	Chloroethane	1.0	U
79-00-5	1,1,2-Trichloroethane	1.0	U	67-66-3	Chloroform	1.0	U
75-34-3	1,1-Dichloroethane	1.0	U	74-87-3	Chloromethane	1.0	U
75-35-4	1,1-Dichloroethene	1.0	U	156-59-2	cis-1,2-Dichloroethene	1.0	U
87-61-6	1,2,3-Trichlorobenzene	1.0	U	10061-01-5	cis-1,3-Dichloropropene	1.0	U
120-82-1	1,2,4-Trichlorobenzene	1.0	U	110-82-7	Cyclohexane	1.0	U
96-12-8	1,2-Dibromo-3-Chloropropa	1.0	U	124-48-1	Dibromochloromethane	1.0	U
106-93-4	1,2-Dibromoethane	1.0	U	75-71-8	Dichlorodifluoromethane	1.0	U
95-50-1	1,2-Dichlorobenzene	1.0	U	100-41-4	Ethylbenzene	1.0	U
107-06-2	1,2-Dichloroethane	0.50	U	98-82-8	Isopropylbenzene	1.0	U
78-87-5	1,2-Dichloropropane	1.0	U	136777612	m&p-Xylenes	1.0	U
541-73-1	1,3-Dichlorobenzene	1.0	U	79-20-9	Methyl Acetate	1.0	U
106-46-7	1,4-Dichlorobenzene	1.0	U	108-87-2	Methylcyclohexane	1.0	U
123-91-1	1,4-Dioxane	50	U	75-09-2	Methylene Chloride	1.0	U
78-93-3	2-Butanone	1.0	U	1634-04-4	Methyl-t-butyl ether	0.50	U
591-78-6	2-Hexanone	1.0	U	95-47-6	o-Xylene	1.0	U
108-10-1	4-Methyl-2-Pentanone	1.0	U	100-42-5	Styrene	1.0	U
67-64-1	Acetone	5.9	U	**127-18-4**	**Tetrachloroethene**	**1.0**	**3.1**
71-43-2	Benzene	0.50	U	108-88-3	Toluene	1.0	U
74-97-5	Bromochloromethane	1.0	U	156-60-5	trans-1,2-Dichloroethene	1.0	U
75-27-4	Bromodichloromethane	0.61	U	10061-02-6	trans-1,3-Dichloropropene	1.0	U
75-25-2	Bromoform	1.0	U	79-01-6	Trichloroethene	1.0	U
74-83-9	Bromomethane	1.0	U	75-69-4	Trichlorofluoromethane	1.0	U
75-15-0	Carbon Disulfide	1.0	U	75-01-4	Vinyl Chloride	1.0	U
1330-20-7	Xylenes (Total)	1.0	U				

Worksheet #: 204988

Total Target Concentration 3.1

ColumnID: (^) Indicates results from 2nd column

U - Indicates the compound was analyzed but not detected.
B - Indicates the analyte was found in the blank as well as in the sample.
E - Indicates the analyte concentration exceeds the calibration range of the instrument.
R - Retention Time Out
J - Indicates an estimated value when a compound is detected at less than the specified detection limit.
d - Pesticide %Diff>40% between columns due to coelution. Lower concentration usea

Form1e

ORGANICS VOLATILE REPORT
Tentatively Identified Compounds

Sample Number: AC61718-006
Client Id: Dup
Data File: 6M73916.D
Analysis Date: 09/27/11 18:54
Date Rec/Extracted: 09/23/11-NA

Matrix: Aqueous
Initial Vol: 5ml
Final Vol: NA
Dilution: 1.00
Solids:
Method: EPA 8260B

Units: ug/L

	Cas #	Compound	RT	Conc
1		No Unknown Compounds Detected	0.00	0 J

Worksheet #: 204988

Total Tentatively Identified Concentration 0

A - Indicates an aldol condensate.
J - Indicates an estimated value.
B - Indicates the analyte was found in the blank as well as in the sample.
Y - Indicates the analyte was found in the blank at <10% of the concentration of the sample.
<10% - Indicates the analyte was found in the blank at < 10% of nearest Internal Standard

Form1

ORGANICS VOLATILE REPORT

Sample Number: AC61718-007
Client Id: FB
Data File: 6M73897.D
Analysis Date: 09/27/11 13:44
Date Rec/Extracted: 09/23/11-NA
Column: DB-624 25M 0.200mm ID 1.12um film

Method: EPA 8260B
Matrix: Aqueous
Initial Vol: 5ml
Final Vol: NA
Dilution: 1.00
Solids: 0

Units: ug/L

Cas #	Compound	RL	Conc	Cas #	Compound	RL	Conc
71-55-6	1,1,1-Trichloroethane	1.0	U	56-23-5	Carbon Tetrachloride	1.0	U
79-34-5	1,1,2,2-Tetrachloroethane	1.0	U	108-90-7	Chlorobenzene	1.0	U
76-13-1	1,1,2-Trichloro-1,2,2-trifluor	1.0	U	75-00-3	Chloroethane	1.0	U
79-00-5	1,1,2-Trichloroethane	1.0	U	67-66-3	Chloroform	1.0	U
75-34-3	1,1-Dichloroethane	1.0	U	74-87-3	Chloromethane	1.0	U
75-35-4	1,1-Dichloroethene	1.0	U	156-59-2	cis-1,2-Dichloroethene	1.0	U
87-61-6	1,2,3-Trichlorobenzene	1.0	U	10061-01-5	cis-1,3-Dichloropropene	1.0	U
120-82-1	1,2,4-Trichlorobenzene	1.0	U	110-82-7	Cyclohexane	1.0	U
96-12-8	1,2-Dibromo-3-Chloropropa	1.0	U	124-48-1	Dibromochloromethane	1.0	U
106-93-4	1,2-Dibromoethane	1.0	U	75-71-8	Dichlorodifluoromethane	1.0	U
95-50-1	1,2-Dichlorobenzene	1.0	U	100-41-4	Ethylbenzene	1.0	U
107-06-2	1,2-Dichloroethane	0.50	U	98-82-8	Isopropylbenzene	1.0	U
78-87-5	1,2-Dichloropropane	1.0	U	136777612	m&p-Xylenes	1.0	U
541-73-1	1,3-Dichlorobenzene	1.0	U	79-20-9	Methyl Acetate	1.0	U
106-46-7	1,4-Dichlorobenzene	1.0	U	108-87-2	Methylcyclohexane	1.0	U
123-91-1	1,4-Dioxane	50	U	75-09-2	Methylene Chloride	1.0	U
78-93-3	2-Butanone	1.0	U	1634-04-4	Methyl-t-butyl ether	0.50	U
591-78-6	2-Hexanone	1.0	U	95-47-6	o-Xylene	1.0	U
108-10-1	4-Methyl-2-Pentanone	1.0	U	100-42-5	Styrene	1.0	U
67-64-1	Acetone	5.9	U	127-18-4	Tetrachloroethene	1.0	U
71-43-2	Benzene	0.50	U	108-88-3	Toluene	1.0	U
74-97-5	Bromochloromethane	1.0	U	156-60-5	trans-1,2-Dichloroethene	1.0	U
75-27-4	Bromodichloromethane	0.61	U	10061-02-6	trans-1,3-Dichloropropene	1.0	U
75-25-2	Bromoform	1.0	U	79-01-6	Trichloroethene	1.0	U
74-83-9	Bromomethane	1.0	U	75-69-4	Trichlorofluoromethane	1.0	U
75-15-0	Carbon Disulfide	1.0	U	75-01-4	Vinyl Chloride	1.0	U
1330-20-7	Xylenes (Total)	1.0	U				

Worksheet #: 204988

Total Target Concentration 0

ColumnID: (^) Indicates results from 2nd column

U - Indicates the compound was analyzed but not detected.
B - Indicates the analyte was found in the blank as well as in the sample.
E - Indicates the analyte concentration exceeds the calibration range of the instrument.
R - Retention Time Out
J - Indicates an estimated value when a compound is detected at less than the specified detection limit.
d - Pesticide %Diff>40% between columns due to coelution. Lower concentration usea

Form1e

ORGANICS VOLATILE REPORT
Tentatively Identified Compounds

Sample Number: AC61718-007
Client Id: FB
Data File: 6M73897.D
Analysis Date: 09/27/11 13:44
Date Rec/Extracted: 09/23/11-NA

Matrix: Aqueous
Initial Vol: 5ml
Final Vol: NA
Dilution: 1.00
Solids:
Method: EPA 8260B

Units: ug/L

	Cas #	Compound	RT	Conc
1		No Unknown Compounds Detected	0.00	0 J

Worksheet #: 204988

Total Tentatively Identified Concentration 0

A - Indicates an aldol condensate.
J - Indicates an estimated value.
B - Indicates the analyte was found in the blank as well as in the sample.
Y - Indicates the analyte was found in the blank at <10% of the concentration of the sample.
<10% - Indicates the analyte was found in the blank at < 10% of nearest Internal Standard

Form1

ORGANICS VOLATILE REPORT

Sample Number: AC61718-008
Client Id: Trip Blank
Data File: 6M73898.D
Analysis Date: 09/27/11 14:00
Date Rec/Extracted: 09/23/11-NA
Column: DB-624 25M 0.200mm ID 1.12um film

Method: EPA 8260B
Matrix: Aqueous
Initial Vol: 5ml
Final Vol: NA
Dilution: 1.00
Solids: 0

Units: ug/L

Cas #	Compound	RL	Conc	Cas #	Compound	RL	Conc
71-55-6	1,1,1-Trichloroethane	1.0	U	56-23-5	Carbon Tetrachloride	1.0	U
79-34-5	1,1,2,2-Tetrachloroethane	1.0	U	108-90-7	Chlorobenzene	1.0	U
76-13-1	1,1,2-Trichloro-1,2,2-trifluor	1.0	U	75-00-3	Chloroethane	1.0	U
79-00-5	1,1,2-Trichloroethane	1.0	U	67-66-3	Chloroform	1.0	U
75-34-3	1,1-Dichloroethane	1.0	U	74-87-3	Chloromethane	1.0	U
75-35-4	1,1-Dichloroethene	1.0	U	156-59-2	cis-1,2-Dichloroethene	1.0	U
87-61-6	1,2,3-Trichlorobenzene	1.0	U	10061-01-5	cis-1,3-Dichloropropene	1.0	U
120-82-1	1,2,4-Trichlorobenzene	1.0	U	110-82-7	Cyclohexane	1.0	U
96-12-8	1,2-Dibromo-3-Chloropropa	1.0	U	124-48-1	Dibromochloromethane	1.0	U
106-93-4	1,2-Dibromoethane	1.0	U	75-71-8	Dichlorodifluoromethane	1.0	U
95-50-1	1,2-Dichlorobenzene	1.0	U	100-41-4	Ethylbenzene	1.0	U
107-06-2	1,2-Dichloroethane	0.50	U	98-82-8	Isopropylbenzene	1.0	U
78-87-5	1,2-Dichloropropane	1.0	U	136777612	m&p-Xylenes	1.0	U
541-73-1	1,3-Dichlorobenzene	1.0	U	79-20-9	Methyl Acetate	1.0	U
106-46-7	1,4-Dichlorobenzene	1.0	U	108-87-2	Methylcyclohexane	1.0	U
123-91-1	1,4-Dioxane	50	U	75-09-2	Methylene Chloride	1.0	U
78-93-3	2-Butanone	1.0	U	1634-04-4	Methyl-t-butyl ether	0.50	U
591-78-6	2-Hexanone	1.0	U	95-47-6	o-Xylene	1.0	U
108-10-1	4-Methyl-2-Pentanone	1.0	U	100-42-5	Styrene	1.0	U
67-64-1	Acetone	5.9	U	127-18-4	Tetrachloroethene	1.0	U
71-43-2	Benzene	0.50	U	108-88-3	Toluene	1.0	U
74-97-5	Bromochloromethane	1.0	U	156-60-5	trans-1,2-Dichloroethene	1.0	U
75-27-4	Bromodichloromethane	0.61	U	10061-02-6	trans-1,3-Dichloropropene	1.0	U
75-25-2	Bromoform	1.0	U	79-01-6	Trichloroethene	1.0	U
74-83-9	Bromomethane	1.0	U	75-69-4	Trichlorofluoromethane	1.0	U
75-15-0	Carbon Disulfide	1.0	U	75-01-4	Vinyl Chloride	1.0	U
1330-20-7	Xylenes (Total)	1.0	U				

Worksheet #: 204988

Total Target Concentration 0

ColumnID: (^) Indicates results from 2nd column

U - Indicates the compound was analyzed but not detected.
B - Indicates the analyte was found in the blank as well as in the sample.
E - Indicates the analyte concentration exceeds the calibration range of the instrument.
R - Retention Time Out
J - Indicates an estimated value when a compound is detected at less than the specified detection limit.
d - Pesticide %Diff>40% between columns due to coelution. Lower concentration used

Form1e

ORGANICS VOLATILE REPORT
Tentatively Identified Compounds

Sample Number: AC61718-008
Client Id: Trip Blank
Data File: 6M73898.D
Analysis Date: 09/27/11 14:00
Date Rec/Extracted: 09/23/11-NA

Matrix: Aqueous
Initial Vol: 5ml
Final Vol: NA
Dilution: 1.00
Solids:
Method: EPA 8260B

Units: ug/L

	Cas #	Compound	RT	Conc
1		No Unknown Compounds Detected	0.00	0 J

Worksheet #: 204988

Total Tentatively Identified Concentration 0

A - Indicates an aldol condensate.
J - Indicates an estimated value.
B - Indicates the analyte was found in the blank as well as in the sample.
Y - Indicates the analyte was found in the blank at <10% of the concentration of the sample.
<10% - Indicates the analyte was found in the blank at < 10% of nearest Internal Standard

Chain of Custody Forms

Ventech/Division of Hampton-Clarke
175 Route 46 West, Fairfield, New Jersey 07004
2 Madison Road, Fairfield, New Jersey 07004
Ph: 800-426-9992 | 973-244-9770 Fax: 973-244-9787 | 973-439-1458

HC-V HAMPTON CLARKE · VERITECH

CHAIN OF CUSTODY RECORD

Project # (Lab Use Only): 1092601

Page _____ of _____

NELAC/NJ #07071 & 07069 | CT #PH-0671 | NY #11408 & 11939 | PA #68-00463 & 68-04409 | WV #353 | KY #90124

Customer Information

1a) Customer: FIRST ENVIRONMENT
Address: 91 FULTON STREET
BOONTON, N. J.
1b) Email/Cell/Fax/Ph: NMC@FIRSTENVIRONMENT.COM
1c) Send Invoice to: NMC
1d) Send Report to: Nanette M. Corsey

Project Information

2a) Project: JONAS 662
2b) Project Mgr:
2c) Project Location (City/State):
2d) Quote/PO # (If Applicable):

3) Reporting Requirements (Please Circle)

Turnaround	Report Type	Electronic Deliv.
24 Hours (100%)	Data Summary	(Hazsite/CSV)
48 Hours (75%)	Waste	EQuIS 4-File
72 Hours (50%)	Red - NJ / NY / PA	EQuIS EZ
4 Days (35%; TPH)	CLP	Excel - NJCC
1 Week (25%; EPH)	(Full / Category B)	Excel - NY TAGM
10 Days (10%)	Category A	Excel - PA Act 2
(2 Weeks)	Other:	PDF
Other:		Other:

Expedited TAT Not Always Available (Please Check with Lab)!

FOR LAB USE ONLY

Batch # AC61748

Check If Contingent ===>

Matrix Codes
DW - Drinking Water; GW - Ground Water; WW - Waste Water; S - Soil; SL - Sludge; OL - Oil; A - Air; OT - Other

7) Analysis Request

Lab Sample #	4) Customer Sample ID	5) Matrix	6) Sample Date	6) Sample Time	Sample Type: Composite (C)	Sample Type: Grab (G)	VOC 1,10	For EPH Analysis: EPH Cat 1	EPH Cat 2 Screen/Total	EPH Cat 2 Fractionation	8) # of Bottles: None	MeOH	En Core	NaOH	HCl	H2SO4	HNO3	Other:
-001	MW-4	A	9/22/11	1440		✓	3								3			
-002	MW-2	A	"	1430		✓	3								3			
-003	MW-3	A	"	1435		✓	3								3			
-004	Matrix Spike	A	"	1440	C	✓	3	(MW-4)							3			
-005	Matrix Spike Dup	A	"	1440	9/26/11	✓	3	(MW-4)							3			
-006	Dup	A	"	—		✓	3								3			
-007	FB	A	"	1500		✓	3								3			
-008	Trip Blank	A	9/21/11 #9/26/11	—			3								3			

9a) Methanol Bottle Numbers (If Applicable)

9b) Comments: Category B NYSDEC

10) Relinquished by:	Accepted by:	Date	Time
Nanette M. Corsey		9/23/11	12:00
		9/23/11	1945

Comments, Notes, Special Requirements, HAZARDS

Note: Check if low-level groundwater methods required to meet current standards in NJ or PA:
- ☐ BN or BNA (8270C SIM)
- ☐ VOC (8260B SIM or 8011)
- ☐ Metals (ICP-MS 200.8 or 6020)

Note: Check if applicable:
- ☐ Project-Specific Reporting Limits
- ☐ High Contaminant Concentrations

Cooler Temperature: 2.7°C

11) Sampler (print name): Date:

Please circle required parameter list (refer to HC-V summary): i) NJ 2008 SRS; ii) Current TCL; iii) HC-V 2010 Merged; iv) PA; v) NY; vi) Project-Specific

Please note NUMBERED items. If not completed your analytical work may be delayed.
A fee of $5/sample will be assessed for storage should sample not be activated for any analysis.

CONDITION UPON RECEIPT

Batch Number AC61718 Entered By: Frantz

Date Entered 9/26/2011 9:48:00 AM

1	Yes	Is there a corresponding COC included with the samples?
2	Yes	Are the samples in a container such as a cooler or Ice chest?
3	Yes	Are the COC seals intact?
4	Yes	Please specify the Temperature inside the container (in degC) 2.7
5	Yes	Are the samples refrigerated (where required)/have they arrived on ice?
6	Yes	Are the samples within the holding times for the parameters listed on the COC? IF no, list parameters and samples:
7	Yes	Are all of the sample bottles intact? If no, specify sample numbers broken/leaking
8	Yes	Are all of the sample labels or numbers legible? If no specify:
9	Yes	Do the contents match the COC? If no, specify
10	Yes	Is there enough sample sent for the analyses listed on the COC? If no, specify:
11	Yes	Are samples preserved correctly?
12	Yes	Was temperature blank present (Place comment below if not)? If not was temperature of samples verified?
13	NA	Other comments ...Specify
14	NA	Corrective actions (Specify item number and corrective action taken).

PRESERVATION DOCUMENT

Batch Number AC61718 Entered By: Frantz

Date Entered 9/26/2011 9:48:00 AM

Lab#:	Container Siz	Container Typ	Parameter	Preservative	PH
AC61718-001	40ml	G	VO+10	HCL	1
AC61718-002	40ml	G	VO+10	HCL	1
AC61718-003	40ml	G	VO+10	HCL	1
AC61718-004	40ml	G	VO+10	HCL	1
AC61718-005	40ml	G	VO+10	HCL	1
AC61718-006	40ml	G	VO+10	HCL	1
AC61718-007	40ml	G	VO+10	HCL	1
AC61718-008	40ml	G	VO+10	HCL	1

Internal Chain of Custody

Lab#:	DateTime:	Loc or User	Bot Nu	A/M	Analysis
AC61718-001	09/23/11 19:45	FRAN	0	M	Received
AC61718-001	09/26/11 09:48	FRAN	0	M	Login
AC61718-001	09/26/11 13:09	R22	1	A	NONE
AC61718-001	09/26/11 13:09	R22	2	A	NONE
AC61718-001	09/27/11 11:50	WP	2	A	VOA
AC61718-001	09/26/11 13:09	R22	3	A	NONE
AC61718-002	09/23/11 19:45	FRAN	0	M	Received
AC61718-002	09/26/11 09:48	FRAN	0	M	Login
AC61718-002	09/26/11 13:09	R22	1	A	NONE
AC61718-002	09/26/11 13:09	R22	2	A	NONE
AC61718-002	09/27/11 11:50	WP	2	A	VOA
AC61718-002	09/26/11 13:09	R22	3	A	NONE
AC61718-003	09/23/11 19:45	FRAN	0	M	Received
AC61718-003	09/26/11 09:48	FRAN	0	M	Login
AC61718-003	09/26/11 13:09	R22	1	A	NONE
AC61718-003	09/26/11 13:09	R22	2	A	NONE
AC61718-003	09/27/11 11:50	WP	2	A	VOA
AC61718-003	09/26/11 13:09	R22	3	A	NONE
AC61718-004	09/23/11 19:45	FRAN	0	M	Received
AC61718-004	09/26/11 09:48	FRAN	0	M	Login
AC61718-004	09/26/11 13:09	R22	1	A	NONE
AC61718-004	09/26/11 13:09	R22	2	A	NONE
AC61718-004	09/27/11 11:50	WP	2	A	VOA
AC61718-004	09/26/11 13:09	R22	3	A	NONE
AC61718-005	09/23/11 19:45	FRAN	0	M	Received
AC61718-005	09/26/11 09:48	FRAN	0	M	Login
AC61718-005	09/26/11 13:09	R22	1	A	NONE
AC61718-005	09/26/11 13:09	R22	2	A	NONE
AC61718-005	09/27/11 11:50	WP	2	A	VOA
AC61718-005	09/26/11 13:09	R22	3	A	NONE
AC61718-006	09/23/11 19:45	FRAN	0	M	Received
AC61718-006	09/26/11 09:48	FRAN	0	M	Login
AC61718-006	09/26/11 13:09	R22	1	A	NONE
AC61718-006	09/26/11 13:09	R22	2	A	NONE
AC61718-006	09/27/11 11:50	WP	2	A	VOA
AC61718-006	09/26/11 13:09	R22	3	A	NONE
AC61718-007	09/23/11 19:45	FRAN	0	M	Received
AC61718-007	09/26/11 09:48	FRAN	0	M	Login
AC61718-007	09/26/11 13:09	R22	1	A	NONE
AC61718-007	09/26/11 13:09	R22	2	A	NONE
AC61718-007	09/27/11 11:50	WP	2	A	VOA
AC61718-007	09/26/11 13:09	R22	3	A	NONE
AC61718-008	09/23/11 19:45	FRAN	0	M	Received
AC61718-008	09/26/11 09:48	FRAN	0	M	Login
AC61718-008	09/26/11 13:09	R22	1	A	NONE
AC61718-008	09/26/11 13:09	R22	2	A	NONE
AC61718-008	09/27/11 11:50	WP	2	A	VOA
AC61718-008	09/26/11 13:09	R22	3	A	NONE

Lab#:	DateTime:	Loc or User	Bot Nu	A/M	Analysis

Samples marked as received are stored in coolers or refrigerator R12, or R24 at 4 deg C until Login

GC/MS Volatile Data

GC/MS Volatile Data
QC Summary

FORM2

Surrogate Recovery

Method: EPA 8260B

Dfile	Sample#	Matrix	Date/Time	Surr Dil	Dilute Out Flag	Column1 S1 Recov	Column1 S2 Recov	Column1 S3 Recov	Column1 S4 Recov	Column0 S5 Recov	Column0 S6 Recov
6M73879.D	DAILY BLANK	Aqueous	09/27/11 08:57	1		107	108	98	99		
6M73911.D	AC61718-001	Aqueous	09/27/11 17:35	1		104	108	99	96		
6M73912.D	AC61718-002	Aqueous	09/27/11 17:51	1		108	108	97	100		
6M73913.D	AC61718-003	Aqueous	09/27/11 18:06	1		107	105	98	94		
6M73914.D	AC61718-004(	Aqueous	09/27/11 18:22	1		104	104	103	96		
6M73915.D	AC61718-005(	Aqueous	09/27/11 18:38	1		102	100	103	101		
6M73916.D	AC61718-006	Aqueous	09/27/11 18:54	1		106	105	98	98		
6M73897.D	AC61718-007	Aqueous	09/27/11 13:44	1		99	104	97	100		
6M73898.D	AC61718-008	Aqueous	09/27/11 14:00	1		99	99	100	97		
6M73881.D	MBS11787	Aqueous	09/27/11 09:28	1		100	99	103	102		
6M73902.D	MBS11791	Aqueous	09/27/11 15:03	1		100	101	102	99		
6M73917.D	MBS11799	Aqueous	09/27/11 19:10	1		103	99	105	102		

Flags: SD=Surrogate diluted out

*=Surrogate out

Method: EPA 8260B

Aqueous Limits

Compound	Spike Amt	Limits
S1=Dibromofluoromethane	30	73-131
S2=1,2-Dichloroethane-d4	30	78-128
S3=Toluene-d8	30	79-111
S4=Bromofluorobenzene	30	82-112

Form3
Recovery Data
QC Batch: MBS11787

	Data File	Sample ID:	Analysis Date
Spike or Dup:	6M73881.D	MBS11787	9/27/2011 9:28:00 AM
Non Spike(If applicable):			
Inst Blank(If applicable):			

Method: 8260 | Matrix: Aqueous | QC Type: MBS

Analyte:	Col	Spike Conc	Sample Conc	Expected Conc	Recovery	Lower Limit	Upper Limit
Vinyl Chloride	1	14.4766	0	20	72	20	130
1,1-Dichloroethene	1	14.4006	0	20	72	50	130
1,1-Dichloroethane	1	16.1586	0	20	81	50	130
Chloroform	1	16.2488	0	20	81	50	130
1,2-Dichloroethane	1	17.577	0	20	88	50	130
2-Butanone	1	12.7649	0	20	64	20	130
Carbon Tetrachloride	1	17.7574	0	20	89	50	130
Trichloroethene	1	16.4091	0	20	82	50	130
Benzene	1	17.4974	0	20	87	50	130
Tetrachloroethene	1	18.9285	0	20	95	50	130
Toluene	1	17.529	0	20	88	50	130
Chlorobenzene	1	17.1751	0	20	86	50	130
1,4-Dichlorobenzene	1	16.5548	0	20	83	50	130
1,2-Dichlorobenzene	1	16.4243	0	20	82	50	130
n-Propylbenzene	1	17.2811	0	20	86	50	130
sec-Butylbenzene	1	16.7527	0	20	84	50	130

* - Indicates outside of limits # - Indicates outside of standard limits but within method exceedance limits

Form3
Recovery Data
QC Batch: MBS11799

	Data File	Sample ID:	Analysis Date
Spike or Dup:	6M73917.D	MBS11799	9/27/2011 7:10:00 PM
Non Spike(If applicable):			
Inst Blank(If applicable):			

Method: 8260 | Matrix: Aqueous | QC Type: MBS

Analyte:	Col	Spike Conc	Sample Conc	Expected Conc	Recovery	Lower Limit	Upper Limit
Vinyl Chloride	1	15.765	0	20	79	20	130
1,1-Dichloroethene	1	16.363	0	20	82	50	130
1,1-Dichloroethane	1	18.1977	0	20	91	50	130
Chloroform	1	18.5417	0	20	93	50	130
1,2-Dichloroethane	1	18.7211	0	20	94	50	130
2-Butanone	1	13.6342	0	20	68	20	130
Carbon Tetrachloride	1	19.1912	0	20	96	50	130
Trichloroethene	1	18.3069	0	20	92	50	130
Benzene	1	19.0891	0	20	95	50	130
Tetrachloroethene	1	20.8965	0	20	104	50	130
Toluene	1	19.4064	0	20	97	50	130
Chlorobenzene	1	18.7893	0	20	94	50	130
1,4-Dichlorobenzene	1	17.3255	0	20	87	50	130
1,2-Dichlorobenzene	1	17.5631	0	20	88	50	130
n-Propylbenzene	1	18.9453	0	20	95	50	130
sec-Butylbenzene	1	18.3414	0	20	92	50	130

* - Indicates outside of limits # - Indicates outside of standard limits but within method exceedance limits

Form3
Recovery Data
QC Batch: MBS11791

	Data File	Sample ID:	Analysis Date
Spike or Dup:	6M73902.D	MBS11791	9/27/2011 3:03:00 PM
Non Spike(If applicable):			
Inst Blank(If applicable):			

Method: 8260 | Matrix: Aqueous | QC Type: MBS

Analyte:	Col	Spike Conc	Sample Conc	Expected Conc	Recovery	Lower Limit	Upper Limit
Vinyl Chloride	1	14.671	0	20	73	20	130
1,1-Dichloroethene	1	16.1363	0	20	81	50	130
1,1-Dichloroethane	1	17.5964	0	20	88	50	130
Chloroform	1	18.3334	0	20	92	50	130
1,2-Dichloroethane	1	18.6022	0	20	93	50	130
2-Butanone	1	13.3069	0	20	67	20	130
Carbon Tetrachloride	1	19.6474	0	20	98	50	130
Trichloroethene	1	18.6931	0	20	93	50	130
Benzene	1	19.5396	0	20	98	50	130
Tetrachloroethene	1	20.9327	0	20	105	50	130
Toluene	1	18.706	0	20	94	50	130
Chlorobenzene	1	19.0361	0	20	95	50	130
1,4-Dichlorobenzene	1	17.6217	0	20	88	50	130
1,2-Dichlorobenzene	1	17.7986	0	20	89	50	130
n-Propylbenzene	1	18.4661	0	20	92	50	130
sec-Butylbenzene	1	17.9002	0	20	90	50	130

* - Indicates outside of limits # - Indicates outside of standard limits but within method exceedance limits

Form3
Recovery Data
QC Batch: MBS11791

	Data File	Sample ID:	Analysis Date
Spike or Dup:	6M73914.D	AC61718-004(MS:AC61718-00	9/27/2011 6:22:00 PM
Non Spike(If applicable):	6M73911.D	AC61718-001	9/27/2011 5:35:00 PM
Inst Blank(If applicable):			

Method: 8260 Matrix: Aqueous QC Type: MS

Analyte:	Col	Spike Conc	Sample Conc	Expected Conc	Recovery	Lower Limit	Upper Limit
Vinyl Chloride	1	16.0763	0	20	80	20	130
1,1-Dichloroethene	1	16.979	0	20	85	50	130
1,1-Dichloroethane	1	17.807	0	20	89	50	130
Chloroform	1	19.4559	0	20	97	50	130
1,2-Dichloroethane	1	18.5157	0	20	93	50	130
2-Butanone	1	13.5405	0	20	68	20	130
Carbon Tetrachloride	1	19.6529	0	20	98	50	130
Trichloroethene	1	18.003	0	20	90	50	130
Benzene	1	18.9573	0	20	95	50	130
Tetrachloroethene	1	24.8572	2.9934	20	109	50	130
Toluene	1	19.0333	0	20	95	50	130
Chlorobenzene	1	18.1467	0	20	91	50	130
1,4-Dichlorobenzene	1	17.1857	0	20	86	50	130
1,2-Dichlorobenzene	1	16.6679	0	20	83	50	130
n-Propylbenzene	1	17.5604	0	20	88	50	130
sec-Butylbenzene	1	16.9581	0	20	85	50	130

	Data File	Sample ID:	Analysis Date
Spike or Dup:	6M73915.D	AC61718-005(MSD:AC61718-0	9/27/2011 6:38:00 PM
Non Spike(If applicable):	6M73911.D	AC61718-001	9/27/2011 5:35:00 PM
Inst Blank(If applicable):			

Method: 8260 Matrix: Aqueous QC Type: MSD

Analyte:	Col	Spike Conc	Sample Conc	Expected Conc	Recovery	Lower Limit	Upper Limit
Vinyl Chloride	1	15.229	0	20	76	20	130
1,1-Dichloroethene	1	15.9136	0	20	80	50	130
1,1-Dichloroethane	1	16.957	0	20	85	50	130
Chloroform	1	18.8353	0	20	94	50	130
1,2-Dichloroethane	1	18.8129	0	20	94	50	130
2-Butanone	1	13.3548	0	20	67	20	130
Carbon Tetrachloride	1	19.4116	0	20	97	50	130
Trichloroethene	1	17.978	0	20	90	50	130
Benzene	1	19.0796	0	20	95	50	130
Tetrachloroethene	1	22.9092	2.9934	20	100	50	130
Toluene	1	18.8641	0	20	94	50	130
Chlorobenzene	1	18.6008	0	20	93	50	130
1,4-Dichlorobenzene	1	17.0288	0	20	85	50	130
1,2-Dichlorobenzene	1	17.5886	0	20	88	50	130
n-Propylbenzene	1	18.1744	0	20	91	50	130
sec-Butylbenzene	1	17.3018	0	20	87	50	130

* - Indicates outside of limits # - Indicates outside of standard limits but within method exceedance limits

Form3
RPD DATA
QC Batch: MBS11791

	Data File	Sample ID:	Analysis Date
Spike or Dup:	6M73915.D	AC61718-005(MSD:AC61718-0	9/27/2011 6:38:00 PM
Duplicate(If applicable):	6M73914.D	AC61718-004(MS:AC61718-00	9/27/2011 6:22:00 PM
Inst Blank(If applicable):			

Method: 8260 Matrix: Aqueous QC Type: MSD

Analyte:	Column	Dup/MSD/MBSD Conc	Sample/MS/MBS Conc	RPD	Limit
Vinyl Chloride	1	15.229	16.0763	5.4	40
1,1-Dichloroethene	1	15.9136	16.979	6.5	40
1,1-Dichloroethane	1	16.957	17.807	4.9	40
Chloroform	1	18.8353	19.4559	3.2	40
1,2-Dichloroethane	1	18.8129	18.5157	1.6	40
2-Butanone	1	13.3548	13.5405	1.4	40
Carbon Tetrachloride	1	19.4116	19.6529	1.2	40
Trichloroethene	1	17.978	18.003	0.14	40
Benzene	1	19.0796	18.9573	0.64	40
Tetrachloroethene	1	22.9092	24.8572	8.2	40
Toluene	1	18.8641	19.0333	0.89	40
Chlorobenzene	1	18.6008	18.1467	2.5	40
1,4-Dichlorobenzene	1	17.0288	17.1857	0.92	40
1,2-Dichlorobenzene	1	17.5886	16.6679	5.4	40
n-Propylbenzene	1	18.1744	17.5604	3.4	40
sec-Butylbenzene	1	17.3018	16.9581	2	40

* - Indicates outside of limits NA - Both concentrations=0... no result can be calculated

FORM 4
Blank Summary

Blank Number: DAILY BLANK
Blank Data File: 6M73879.D
Matrix: Aqueous

Blank Analysis Date: 09/27/11 08:57
Blank Extraction Date: NA
(If Applicable)
Method: EPA 8260B

Sample Number	Data File	Analysis Date
AC61718-001	6M73911.D	09/27/11 17:35
AC61718-002	6M73912.D	09/27/11 17:51
AC61718-003	6M73913.D	09/27/11 18:06
AC61718-004(MS:	6M73914.D	09/27/11 18:22
AC61718-005(MSD	6M73915.D	09/27/11 18:38
AC61718-006	6M73916.D	09/27/11 18:54
AC61718-007	6M73897.D	09/27/11 13:44
AC61718-008	6M73898.D	09/27/11 14:00
MBS11787	6M73881.D	09/27/11 09:28
MBS11799	6M73917.D	09/27/11 19:10
MBS11791	6M73902.D	09/27/11 15:03

Form 5

Tune Name: BFB TUNE
Instrument: GCMS 6
Data File: 6M73599.D
Analysis Date: 09/16/11 12:31
Method: EPA 8260B

Tune Scan/Time Range: Average of 4.089 to 4.109 min

Tgt Mass	Rel Mass	Lo Lim	Hi Lim	Rel Abund	Raw Abund	Pass/ Fail
50	95	15	40	19.7	3866	PASS
75	95	30	60	43.4	8508	PASS
95	95	100	100	100.0	19588	PASS
96	95	5	9	6.3	1231	PASS
173	174	0.00	2	0.0	0	PASS
174	95	50	100	96.5	18893	PASS
175	174	5	9	7.4	1389	PASS
176	174	95	101	98.3	18571	PASS
177	176	5	9	6.0	1118	PASS

Data File	Sample Number	Analysis Date:
6M73600.D	20 PPB	09/16/11 12:42
6M73601.D	BLK	09/16/11 13:02
6M73602.D	CAL @ 1 PPB	09/16/11 13:21
6M73603.D	CAL @ 0.5 PPB	09/16/11 13:37
6M73604.D	CAL @ 5 PPB	09/16/11 13:54
6M73605.D	CAL @ 500 PPB	09/16/11 14:10
6M73606.D	CAL @ 250 PPB	09/16/11 14:27
6M73607.D	CAL @ 100 PPB	09/16/11 14:43
6M73608.D	CAL @ 50 PPB	09/16/11 14:59
6M73609.D	CAL @ 20 PPB	09/16/11 15:15
6M73610.D	CAL @ 10 PPB	09/16/11 15:42
6M73611.D	STDTEST	09/16/11 15:58
6M73612.D	ICV	09/16/11 16:14
6M73613.D	BLK	09/16/11 16:35
6M73614.D	DAILY BLANK	09/16/11 16:51
6M73615.D	DAILY BLANK	09/16/11 17:06
6M73616.D	AC61539-001	09/16/11 17:22
6M73617.D	MBS11360	09/16/11 17:39
6M73618.D	MBS11361	09/16/11 17:59
6M73619.D	AC61509-019	09/16/11 18:16
6M73620.D	AC61513-001(100	09/16/11 18:35
6M73621.D	AC61513-002(100	09/16/11 18:56
6M73622.D	AC61513-003(100	09/16/11 19:18
6M73623.D	AC61508-005	09/16/11 19:37
6M73624.D	AC61508-007	09/16/11 19:53
6M73625.D	AC61508-010	09/16/11 20:09
6M73626.D	AC61508-013	09/16/11 20:25
6M73627.D	AC61508-015	09/16/11 20:42
6M73628.D	AC61530-012	09/16/11 20:58
6M73629.D	AC61530-014	09/16/11 21:15
6M73630.D	AC61530-015	09/16/11 21:31
6M73631.D	AC61530-016	09/16/11 21:47
6M73632.D	AC61530-010	09/16/11 22:03
6M73633.D	AC61530-011	09/16/11 22:20
6M73634.D	AC61530-013	09/16/11 22:36
6M73635.D	AC61530-016(MS)	09/16/11 22:52
6M73636.D	AC61530-016(MSD	09/16/11 23:09
6M73637.D	AC61509-014(100	09/16/11 23:28
6M73638.D	AC61509-015(100	09/16/11 23:50
6M73639.D	AC61509-018(100	09/17/11 00:11
6M73640.D	MBS11368	09/17/11 00:30
6M73641.D	STD	09/17/11 00:46
6M73642.D	STD	09/17/11 01:02
6M73643.D	AC61513-002(200	09/17/11 01:18
6M73644.D	BLK	09/17/11 01:35
6M73645.D	BLK	09/17/11 01:51
6M73646.D	MBS11369	09/17/11 02:07
6M73647.D	BLK	09/17/11 02:23
6M73648.D	BLK	09/19/11 06:27

Form 5

Tune Name: BFB TUNE
Instrument: GCMS 6
Data File: 6M73876.D
Analysis Date: 09/27/11 08:15
Method: EPA 8260B
Tune Scan/Time Range: Average of 4.074 to 4.093 min

Tgt Mass	Rel Mass	Lo Lim	Hi Lim	Rel Abund	Raw Abund	Pass/ Fail
50	95	15	40	22.8	3208	PASS
75	95	30	60	46.9	6591	PASS
95	95	100	100	100.0	14063	PASS
96	95	5	9	5.1	711	PASS
173	174	0.00	2	0.0	0	PASS
174	95	50	100	71.7	10086	PASS
175	174	5	9	6.9	695	PASS
176	174	95	101	98.3	9910	PASS
177	176	5	9	6.3	621	PASS

Data File	Sample Number	Analysis Date:
6M73877.D	BLK	09/27/11 08:25
6M73878.D	CAL @ 20 PPB	09/27/11 08:41
6M73879.D	DAILY BLANK	09/27/11 08:57
6M73880.D	DAILY BLANK	09/27/11 09:13
6M73881.D	MBS11787	09/27/11 09:28
6M73882.D	MBS11790	09/27/11 09:44
6M73883.D	AC61558-003	09/27/11 10:00
6M73884.D	AC61558-004	09/27/11 10:16
6M73885.D	AC61715-001	09/27/11 10:34
6M73886.D	AC61715-004	09/27/11 10:49
6M73887.D	AC61699-016	09/27/11 11:05
6M73888.D	AC61715-005	09/27/11 11:21
6M73889.D	AC61715-006	09/27/11 11:37
6M73890.D	AC61715-009	09/27/11 11:53
6M73891.D	AC61715-015	09/27/11 12:09
6M73892.D	AC61715-016	09/27/11 12:25
6M73893.D	AC61715-017	09/27/11 12:41
6M73894.D	AC61715-001(MS)	09/27/11 12:56
6M73895.D	AC61715-001(MSD	09/27/11 13:12
6M73896.D	AC61710-012	09/27/11 13:28
6M73897.D	AC61718-007	09/27/11 13:44
6M73898.D	AC61718-008	09/27/11 14:00
6M73899.D	AC61710-008	09/27/11 14:16
6M73900.D	AC61710-009(MS:	09/27/11 14:32
6M73901.D	AC61710-010(MSD	09/27/11 14:48
6M73902.D	MBS11791	09/27/11 15:03
6M73903.D	AC61710-002	09/27/11 15:19
6M73904.D	AC61710-003	09/27/11 15:35
6M73905.D	AC61710-004	09/27/11 15:54
6M73906.D	AC61710-005	09/27/11 16:10
6M73907.D	AC61710-006	09/27/11 16:29
6M73908.D	AC61710-007	09/27/11 16:44
6M73909.D	AC61710-011	09/27/11 17:03
6M73910.D	BLK	09/27/11 17:19
6M73911.D	AC61718-001	09/27/11 17:35
6M73912.D	AC61718-002	09/27/11 17:51
6M73913.D	AC61718-003	09/27/11 18:06
6M73914.D	AC61718-004(MS:	09/27/11 18:22
6M73915.D	AC61718-005(MSD	09/27/11 18:38
6M73916.D	AC61718-006	09/27/11 18:54
6M73917.D	MBS11799	09/27/11 19:10
6M73918.D	AC61574-003(MS)	09/27/11 19:25
6M73919.D	AC61574-003(MSD	09/27/11 19:41
6M73920.D	MBS11800	09/27/11 19:58
6M73921.D	BLK	09/27/11 20:14
6M73922.D	BLK	09/27/11 20:30
6M73923.D	BLK	09/27/11 20:46
6M73924.D	MBS11801	09/27/11 21:03
6M73925.D	BLK	09/27/11 21:19
6M73926.D	AC61696-007	09/27/11 21:35
6M73927.D	AC61696-006	09/27/11 21:51
6M73928.D	AC61720-006	09/27/11 22:08
6M73929.D	AC61696-010	09/27/11 22:24
6M73930.D	AC61696-011	09/27/11 22:40
6M73931.D	AC61696-013	09/27/11 22:56
6M73932.D	AC61696-008	09/27/11 23:13
6M73933.D	AC61696-014	09/27/11 23:29
6M73934.D	AC61696-001	09/27/11 23:46
6M73935.D	AC61696-003	09/28/11 00:02
6M73936.D	AC61696-004	09/28/11 00:18
6M73937.D	AC61696-005	09/28/11 00:35
6M73938.D	AC61696-002	09/28/11 00:51
6M73939.D	AC61696-012	09/28/11 01:07
6M73940.D	AC61696-009	09/28/11 01:24
6M73941.D	MBS11802	09/28/11 01:40

Form 5

Tune Name: BFB TUNE
Instrument: GCMS 6
Data File: 6M73876.D
Analysis Date: 09/27/11 08:15
Method: EPA 8260B

Tune Scan/Time Range: Average of 4.074 to 4.093 min

Tgt Mass	Rel Mass	Lo Lim	Hi Lim	Rel Abund	Raw Abund	Pass/ Fail
50	95	15	40	22.8	3208	PASS
75	95	30	60	46.9	6591	PASS
95	95	100	100	100.0	14063	PASS
96	95	5	9	5.1	711	PASS
173	174	0.00	2	0.0	0	PASS
174	95	50	100	71.7	10086	PASS
175	174	5	9	6.9	695	PASS
176	174	95	101	98.3	9910	PASS
177	176	5	9	6.3	621	PASS

6M73942.D	AC61587-002(MS)	09/28/11 01:56
6M73943.D	AC61587-002(MSD	09/28/11 02:13
6M73944.D	BLK	09/28/11 02:29
6M73945.D	AC61720-001	09/28/11 02:46
6M73946.D	AC61720-002	09/28/11 03:02
6M73947.D	AC61720-003	09/28/11 03:18
6M73948.D	AC61720-005	09/28/11 03:34
6M73949.D	AC61720-004(5X)	09/28/11 03:51
6M73950.D	BLK	09/28/11 04:07
6M73951.D	BLK	09/28/11 04:23
6M73952.D	BLK	09/28/11 04:39
6M73953.D	BLK	09/28/11 04:54
6M73954.D	BLK	09/28/11 05:10
6M73955.D	BLK	09/28/11 05:25
6M73956.D	BLK	09/28/11 05:41
6M73957.D	BLK	09/28/11 05:56
6M73958.D	BLK	09/28/11 06:13

FORM8

Internal Standard Areas

Evaluation Std Data File: 6M73609.D Method: EPA 8260B

Analysis Date/Time: 09/16/11 15:15

Lab File ID: CAL @ 20 PPB

	I1		I2		I3		I4		I5		I6	
	Area	RT	Area	RT	Area	RT	Area	RT	Area	RT	Area	RT
Eval File Area/RT:	116836	4.61	77633	6.17	38047	7.40						
Eval File Area Limit:	58418-233672		38816-155266		19024-76094							
Eval File Rt Limit:	4.11-5.11		5.67-6.67		6.9-7.9							

Data File	Sample											
6M73600.D	20 PPB	148352	4.60	90523	6.16	39850	7.39					
6M73601.D	BLK	134733	4.60	84342	6.16	36545	7.39					
6M73602.D	CAL @ 1 PPB	137542	4.61	91146	6.16	40563	7.39					
6M73603.D	CAL @ 0.5 P	135919	4.61	89290	6.16	37929	7.40					
6M73604.D	CAL @ 5 PPB	136665	4.61	84292	6.16	40490	7.39					
6M73605.D	CAL @ 500 P	115148	4.61	75222	6.17	37683	7.40					
6M73606.D	CAL @ 250 P	116386	4.61	77756	6.16	39299	7.40					
6M73607.D	CAL @ 100 P	119405	4.61	77262	6.16	36539	7.39					
6M73608.D	CAL @ 50 PP	112391	4.61	73312	6.16	36474	7.39					
6M73609.D	CAL @ 20 PP	116836	4.61	77633	6.17	38047	7.40					
6M73610.D	CAL @ 10 PP	138242	4.60	89524	6.16	43222	7.39					
6M73611.D	STDTEST	126994	4.61	83190	6.16	39837	7.39					
6M73612.D	ICV	121864	4.61	81503	6.16	38780	7.39					
6M73613.D	BLK	133120	4.61	87209	6.16	41331	7.40					
6M73614.D	DAILY BLANK	134475	4.60	88797	6.16	40641	7.40					
6M73615.D	DAILY BLANK	135431	4.62	88855	6.17	41942	7.41					
6M73616.D	AC61539-001	110469	4.61	73807	6.16	34481	7.40					
6M73617.D	MBS11360	126327	4.60	80910	6.16	40288	7.39					
6M73618.D	MBS11361	121853	4.60	80658	6.16	40849	7.40					
6M73623.D	AC61508-005	131780	4.60	86347	6.16	41795	7.39					
6M73624.D	AC61508-007	131131	4.61	83363	6.16	39044	7.39					
6M73625.D	AC61508-010	135416	4.60	86595	6.16	41253	7.39					
6M73626.D	AC61508-013	123114	4.61	82731	6.16	37881	7.39					
6M73627.D	AC61508-015	122435	4.60	82433	6.16	37259	7.39					
6M73628.D	AC61530-012	118623	4.61	84739	6.16	39608	7.40					
6M73629.D	AC61530-014	125694	4.60	83384	6.16	37771	7.39					
6M73630.D	AC61530-015	123373	4.60	82430	6.16	39440	7.39					
6M73631.D	AC61530-016	122193	4.60	84164	6.16	40198	7.39					
6M73632.D	AC61530-010	125668	4.61	84186	6.16	38856	7.39					
6M73633.D	AC61530-011	122040	4.60	84901	6.16	40303	7.39					
6M73634.D	AC61530-013	128556	4.60	81497	6.16	40953	7.39					
6M73635.D	AC61530-016(	121279	4.60	78859	6.16	39462	7.39					
6M73636.D	AC61530-016(	114817	4.60	73952	6.16	38393	7.39					
6M73640.D	MBS11368	124361	4.60	77677	6.16	39488	7.39					
6M73641.D	STD	116882	4.60	75119	6.16	38426	7.39					
6M73642.D	STD	111872	4.61	74715	6.17	37613	7.40					
6M73644.D	BLK	122112	4.61	82270	6.16	37350	7.40					
6M73645.D	BLK	125695	4.60	82331	6.16	37361	7.39					
6M73646.D	MBS11369	126450	4.60	80796	6.16	41152	7.39					
6M73647.D	BLK	120091	4.61	79677	6.17	37511	7.40					
6M73648.D	BLK	195646	4.60	112532	6.16	48120	7.39					

I1 =	Fluorobenzene	I4 =	625/8270 Internal Standard concentration = 40 me/L (in final extract)
I2 =	Chlorobenzene-d5	I5 =	624/8260 Internal Standard concentration = 30ug/L
I3 =	1.4-Dichlorobenzene-d4	I6 =	524 Internal Standard concentration =5ug/L

QC Limits:

Internal Standard Areas

Upper Limit = + 100% of internal standard area from daily cal or mid pt.

Lower Limit = - 50% of internal standard area from daily cal or mid pt.

Flags:

A - Indicates the compound failed the internal standard area criteria

R - Indicates the compound failed the internal standard retention time criteria.

Retention Times: Limit = within +/- 0.5 min of internal standard retention time from the daily cal or mid pt.

FORM8

Internal Standard Areas

Evaluation Std Data File: 6M73878.D Method: EPA 8260B

Analysis Date/Time: 09/27/11 08:41

Lab File ID: CAL @ 20 PPB

	I1		I2		I3		I4		I5		I6	
	Area	RT	Area	RT	Area	RT	Area	RT	Area	RT	Area	RT
Eval File Area/RT:	123312	4.62	75127	6.17	36660	7.41						
Eval File Area Limit:	61656-246624		37564-150254		18330-73320							
Eval File Rt Limit:	4.12-5.12		5.67-6.67		6.91-7.91							

Data File	Sample											
6M73877.D	BLK	150938	4.62	88819	6.17	39538	7.40					
6M73879.D	DAILY BLANK	110245	4.61	69492	6.17	32213	7.40					
6M73880.D	DAILY BLANK	116418	4.62	72263	6.17	33335	7.40					
6M73881.D	MBS11787	117298	4.62	72498	6.17	35671	7.41					
6M73882.D	MBS11790	107036	4.62	65947	6.17	35149	7.40					
6M73883.D	AC61558-003	108195	4.62	71272	6.17	37084	7.40					
6M73884.D	AC61558-004	108907	4.61	68241	6.17	33596	7.41					
6M73885.D	AC61715-001	110757	4.61	69854	6.17	34269	7.41					
6M73886.D	AC61715-004	109709	4.61	71016	6.17	34136	7.40					
6M73887.D	AC61699-016	113367	4.62	73776	6.17	36576	7.40					
6M73888.D	AC61715-005	113148	4.62	72279	6.18	35108	7.41					
6M73889.D	AC61715-006	113434	4.62	72213	6.17	35940	7.40					
6M73890.D	AC61715-009	91879	4.62	59171	6.17	27891	7.40					
6M73891.D	AC61715-015	115377	4.62	74217	6.17	35704	7.41					
6M73892.D	AC61715-016	112699	4.62	73616	6.17	34680	7.40					
6M73893.D	AC61715-017	112251	4.62	70814	6.17	35411	7.40					
6M73894.D	AC61715-001(	108765	4.62	67519	6.17	34067	7.41					
6M73895.D	AC61715-001(	99158	4.62	62592	6.17	31913	7.40					
6M73896.D	AC61710-012	100734	4.62	67818	6.17	33839	7.41					
6M73897.D	AC61718-007	105501	4.62	71392	6.17	34462	7.40					
6M73898.D	AC61718-008	110281	4.62	71038	6.17	35202	7.40					
6M73899.D	AC61710-008	108825	4.62	72056	6.17	34173	7.41					
6M73900.D	AC61710-009(	117987	4.62	74533	6.17	36962	7.40					
6M73901.D	AC61710-010(	109842	4.62	69953	6.17	36679	7.40					
6M73902.D	MBS11791	108438	4.62	70920	6.17	36038	7.41					
6M73903.D	AC61710-002	105279	4.62	69560	6.17	34056	7.41					
6M73904.D	AC61710-003	104845	4.62	68906	6.17	34289	7.40					
6M73905.D	AC61710-004	116768	4.62	76894	6.17	38217	7.40					
6M73906.D	AC61710-005	112697	4.62	73294	6.17	36100	7.41					
6M73907.D	AC61710-006	117687	4.61	77970	6.17	35191	7.40					
6M73908.D	AC61710-007	114448	4.62	74398	6.17	35499	7.40					
6M73909.D	AC61710-011	119050	4.61	77538	6.17	36800	7.40					
6M73910.D	BLK	115546	4.62	75746	6.17	34820	7.40					
6M73911.D	AC61718-001	113838	4.62	73116	6.17	35100	7.40					
6M73912.D	AC61718-002	116483	4.62	76968	6.17	35957	7.40					
6M73913.D	AC61718-003	112916	4.62	75423	6.17	36716	7.40					
6M73914.D	AC61718-004(	114018	4.62	70908	6.17	36617	7.40					
6M73915.D	AC61718-005(	108167	4.62	68746	6.17	34005	7.40					
6M73916.D	AC61718-006	105337	4.62	68734	6.17	33275	7.40					
6M73917.D	MBS11799	111527	4.62	67867	6.17	34083	7.41					
6M73918.D	AC61574-003(	105916	4.62	67052	6.17	33759	7.41					
6M73919.D	AC61574-003(	102954	4.62	65876	6.17	32197	7.41					
6M73920.D	MBS11800	104372	4.62	65880	6.17	34141	7.40					
6M73921.D	BLK	104220	4.61	69320	6.17	32790	7.40					
6M73922.D	BLK	109454	4.61	71399	6.17	33850	7.40					
6M73923.D	BLK	113800	4.62	74142	6.18	35159	7.41					
6M73924.D	MBS11801	115526	4.62	73456	6.17	36516	7.41					
6M73925.D	BLK	106751	4.62	70352	6.17	33691	7.41					
6M73941.D	MBS11802	115600	4.62	69275	6.17	34281	7.41					
6M73942.D	AC61587-002(	109587	4.62	71457	6.17	34849	7.40					
6M73943.D	AC61587-002(	107356	4.62	67947	6.17	34986	7.41					
6M73944.D	BLK	108564	4.61	68536	6.17	32907	7.40					
6M73950.D	BLK	116094	4.62	74700	6.17	35699	7.40					

I1 =	Fluorobenzene	I4 =	625/8270 Internal Standard concentration = 40 mg/L (in final extract)
I2 =	Chlorobenzene-d5	I5 =	624/8260 Internal Standard concentration = 30ug/L
I3 =	1.4-Dichlorobenzene-d4	I6 =	524 Internal Standard concentration =5ug/L

QC Limits:

Internal Standard Areas

Upper Limit = + 100% of internal standard area from daily cal or mid pt.

Lower Limit = - 50% of internal standard area from daily cal or mid pt.

Flags:

A - Indicates the compound failed the internal standard area criteria

R - Indicates the compound failed the internal standard retention time criteria.

Retention Times: Limit = within +/- 0.5 min of internal standard retention time from the daily cal or mid pt.

FORM8

Internal Standard Areas

Evaluation Std Data File: 6M73878.D Method: EPA 8260B

Analysis Date/Time: 09/27/11 08:41

Lab File ID: CAL @ 20 PPB

	I1		I2		I3		I4		I5		I6	
	Area	RT	Area	RT	Area	RT	Area	RT	Area	RT	Area	RT
Eval File Area/RT:	123312	4.62	75127	6.17	36660	7.41						
Eval File Area Limit:	61656-246624		37564-150254		18330-73320							
Eval File Rt Limit:	4.12-5.12		5.67-6.67		6.91-7.91							

Data File	Sample											
6M73951.D	BLK	110932	4.62	73255	6.17	34525	7.40					
6M73952.D	BLK	116346	4.62	70982	6.17	33268	7.40					
6M73953.D	BLK	93795	4.62	60785	6.17	26812	7.40					
6M73954.D	BLK	117028	4.62	74808	6.17	33397	7.41					
6M73955.D	BLK	113310	4.62	72644	6.17	33108	7.41					
6M73956.D	BLK	113780	4.62	73256	6.17	32044	7.40					
6M73957.D	BLK	116560	4.62	75099	6.17	33396	7.40					
6M73958.D	BLK	123096	4.62	77982	6.17	35217	7.41					

I1 =	Fluorobenzene	I4 =	625/8270 Internal Standard concentration = 40 mg/L (in final extract)
I2 =	Chlorobenzene-d5	I5 =	624/8260 Internal Standard concentration = 30ug/L
I3 =	1,4-Dichlorobenzene-d4	I6 =	524 Internal Standard concentration =5ug/L

QC Limits:

Internal Standard Areas

Upper Limit = + 100% of internal standard area from daily cal or mid pt.

Lower Limit = - 50% of internal standard area from daily cal or mid pt.

Flags:

A - Indicates the compound failed the internal standard area criteria

R - Indicates the compound failed the internal standard retention time criteria.

Retention Times: Limit = within +/- 0.5 min of internal standard retention time from the daily cal or mid pt.

GC/MS Volatile Data
Sample Data

Form1

ORGANICS VOLATILE REPORT

Sample Number: AC61718-001
Client Id: MW-4
Data File: 6M73911.D
Analysis Date: 09/27/11 17:35
Date Rec/Extracted: 09/23/11-NA
Column: DB-624 25M 0.200mm ID 1.12um film

Method: EPA 8260B
Matrix: Aqueous
Initial Vol: 5ml
Final Vol: NA
Dilution: 1.00
Solids: 0

Units: ug/L

Cas #	Compound	RL	Conc	Cas #	Compound	RL	Conc
71-55-6	1,1,1-Trichloroethane	1.0	U	56-23-5	Carbon Tetrachloride	1.0	U
79-34-5	1,1,2,2-Tetrachloroethane	1.0	U	108-90-7	Chlorobenzene	1.0	U
76-13-1	1,1,2-Trichloro-1,2,2-trifluor	1.0	U	75-00-3	Chloroethane	1.0	U
79-00-5	1,1,2-Trichloroethane	1.0	U	67-66-3	Chloroform	1.0	U
75-34-3	1,1-Dichloroethane	1.0	U	74-87-3	Chloromethane	1.0	U
75-35-4	1,1-Dichloroethene	1.0	U	156-59-2	cis-1,2-Dichloroethene	1.0	U
87-61-6	1,2,3-Trichlorobenzene	1.0	U	10061-01-5	cis-1,3-Dichloropropene	1.0	U
120-82-1	1,2,4-Trichlorobenzene	1.0	U	110-82-7	Cyclohexane	1.0	U
96-12-8	1,2-Dibromo-3-Chloropropa	1.0	U	124-48-1	Dibromochloromethane	1.0	U
106-93-4	1,2-Dibromoethane	1.0	U	75-71-8	Dichlorodifluoromethane	1.0	U
95-50-1	1,2-Dichlorobenzene	1.0	U	100-41-4	Ethylbenzene	1.0	U
107-06-2	1,2-Dichloroethane	0.50	U	98-82-8	Isopropylbenzene	1.0	U
78-87-5	1,2-Dichloropropane	1.0	U	136777612	m&p-Xylenes	1.0	U
541-73-1	1,3-Dichlorobenzene	1.0	U	79-20-9	Methyl Acetate	1.0	U
106-46-7	1,4-Dichlorobenzene	1.0	U	108-87-2	Methylcyclohexane	1.0	U
123-91-1	1,4-Dioxane	50	U	75-09-2	Methylene Chloride	1.0	U
78-93-3	2-Butanone	1.0	U	1634-04-4	Methyl-t-butyl ether	0.50	U
591-78-6	2-Hexanone	1.0	U	95-47-6	o-Xylene	1.0	U
108-10-1	4-Methyl-2-Pentanone	1.0	U	100-42-5	Styrene	1.0	U
67-64-1	Acetone	5.9	U	**127-18-4**	**Tetrachloroethene**	**1.0**	**3.0**
71-43-2	Benzene	0.50	U	108-88-3	Toluene	1.0	U
74-97-5	Bromochloromethane	1.0	U	156-60-5	trans-1,2-Dichloroethene	1.0	U
75-27-4	Bromodichloromethane	0.61	U	10061-02-6	trans-1,3-Dichloropropene	1.0	U
75-25-2	Bromoform	1.0	U	79-01-6	Trichloroethene	1.0	U
74-83-9	Bromomethane	1.0	U	75-69-4	Trichlorofluoromethane	1.0	U
75-15-0	Carbon Disulfide	1.0	U	75-01-4	Vinyl Chloride	1.0	U
1330-20-7	Xylenes (Total)	1.0	U				

U - Indicates the compound was analyzed but not detected.
B - Indicates the analyte was found in the blank as well as in the sample.
E - Indicates the analyte concentration exceeds the calibration range of the instrument.
R - Retention Time Out
J - Indicates an estimated value when a compound is detected at less than the specified detection limit.
d - Pesticide %Diff>40% between columns due to coelution. Lower concentration usea

Form1e

ORGANICS VOLATILE REPORT
Tentatively Identified Compounds

Sample Number: AC61718-001
Client Id: MW-4
Data File: 6M73911.D
Analysis Date: 09/27/11 17:35
Date Rec/Extracted: 09/23/11-NA

Matrix: Aqueous
Initial Vol: 5ml
Final Vol: NA
Dilution: 1.00
Solids:
Method: EPA 8260B

Units: ug/L

	Cas #	Compound	RT	Conc
1		No Unknown Compounds Detected	0.00	0 J

Worksheet #: 204988

Total Tentatively Identified Concentration 0

A - Indicates an aldol condensate.
J - Indicates an estimated value.
B - Indicates the analyte was found in the blank as well as in the sample.
Y - Indicates the analyte was found in the blank at <10% of the concentration of the sample.
<10% - Indicates the analyte was found in the blank at < 10% of nearest Internal Standard

Quantitation Report (QT Reviewed)

SampleID : AC61718-001 Operator : WP Qt Meth : 6M_A0916.M
Data File: 6M73911.D Sam Mult : 1 Vial# : 36 Qt On : 09/28/11 07:21
Acq On : 09/27/11 17:35 Misc : A,5ML!2 Qt Upd On: 09/22/11 07:43

Data Path : G:\GcMsData\2011\GCMS_6\Data\09-27-11\
Qt Path : G:\GcMsData\2011\GCMS_6\MethodQt\
Qt Resp Via : Initial Calibration

Compound	R.T.	QIon	Response	Conc	Units	Dev(Min)
Internal Standards						
4) Fluorobenzene	4.615	96	113838	30.00	ug/l	0.00
51) Chlorobenzene-d5	6.172	117	73116	30.00	ug/l	0.00
69) 1,4-Dichlorobenzene-d4	7.404	152	35100	30.00	ug/l	0.00
System Monitoring Compounds						
36) Dibromofluoromethane	4.224	111	35651	31.32	ug/l	0.01
Spiked Amount 30.000			Recovery = 104.40%			
38) 1,2-Dichloroethane-d4	4.423	67	22090	32.39	ug/l	0.00
Spiked Amount 30.000			Recovery = 107.97%			
65) Toluene-d8	5.433	98	100836	29.83	ug/l	0.00
Spiked Amount 30.000			Recovery = 99.43%			
75) Bromofluorobenzene	6.773	174	32900	28.75	ug/l	0.00
Spiked Amount 30.000			Recovery = 95.83%			
Target Compounds						Qvalue
64) Tetrachloroethene	5.757	164	2279	2.9934	ug/l	90

No Library Search Compounds Found

(#) = qualifier out of range (m) = manual integration (+) = signals summed


Abundance
TIC: 6M73911.D\data.ms
Quant QT Reviewed
SampleID : AC61718-001
Data File: 6M73911.D
Acq On : 09/27/11 17:35
Operator : WP
Sam Mult : 1 Vial# : 36
Misc : A,5ML;2
Qt Meth : 6M_A0916.M
Qt On : 09/28/11 07:21
Qt Upd On: 09/22/11 07:43
Dibromofluoromethane ,S
1,2-Dichloroethane-d4,S
Fluorobenzene,I
Toluene-d8,S
Tetrachloroethene,T
Chlorobenzene-d5,I
Bromofluorobenzene,S
1,4-Dichlorobenzene-d4,I
Time-->

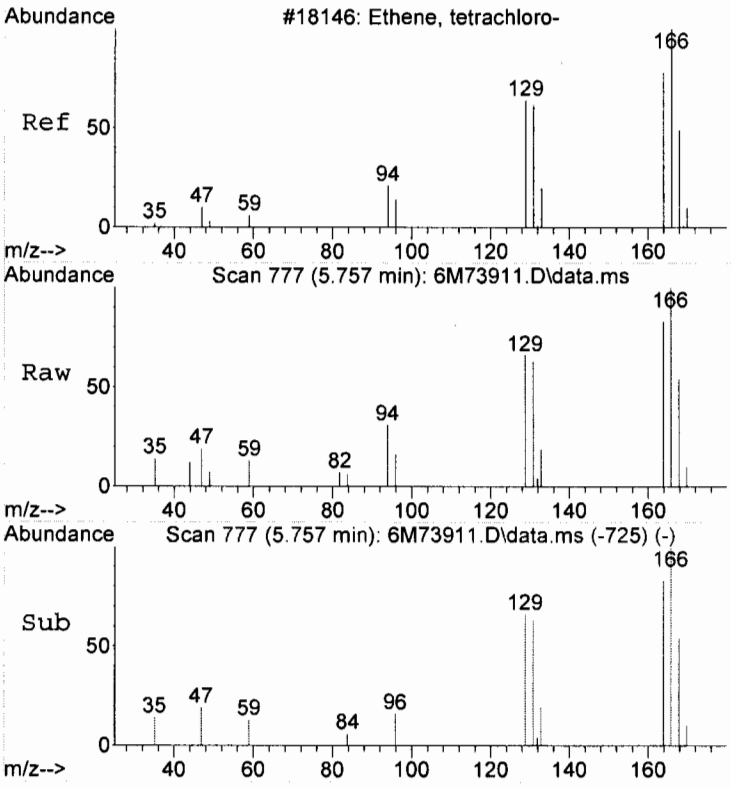

#64
Tetrachloroethene
Concen: 2.99 ug/l
RT: 5.757 min Scan# 777
Delta R.T. 0.013 min
Lab File: 6M73911.D
Acq: 27 Sep 2011 17:35

Tgt Ion:164 Resp: 2279

Ion	Ratio	Lower	Upper
164	100		
166	120.6	61.8	201.8

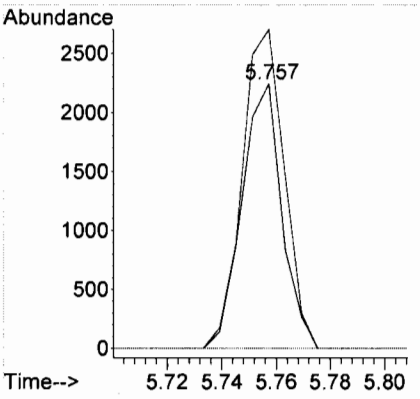

Data Path : G:\GcMsData\2011\GCMS_6\Data\09-27-11\
Data File : 6M73911.D
Acq On : 27 Sep 2011 17:35
Operator : WP
Sample : AC61718-001
Misc : A,5ML!2
ALS Vial : 36 Sample Multiplier: 1

Integration Parameters: RTEINT.P
Integrator: RTE
Smoothing : ON Filtering: 5
Sampling : 1 Min Area: 100 Area counts
Start Thrs: 0.2 Max Peaks: 100
Stop Thrs : 0 Peak Location: TOP

If leading or trailing edge < 100 prefer < Baseline drop else tangent >
Peak separation: 5

Method : G:\GcMsData\2011\GCMS_6\MethodQt\6M_A0916.M
Title : @GCMS_6,ug,624,8260

Signal : TIC: 6M73911.D\data.ms

peak #	R.T. min	first scan	max scan	last scan	PK TY	peak height	corr. area	corr. % max.	% of total
1	4.224	517	522	527	rBV	87506	112299	40.47%	8.014%
2	4.423	551	555	561	rBV	97018	113277	40.82%	8.084%
3	4.615	581	587	593	rBV	250046	260944	94.03%	18.623%
4	5.433	719	723	729	rBV	283405	277504	100.00%	19.805%
5	5.751	773	776	781	rBV	14512	15713	5.66%	1.121%
6	6.172	841	846	851	rBV	243401	239638	86.35%	17.102%
7	6.773	941	946	951	rBV	177555	177353	63.91%	12.657%
8	7.404	1045	1051	1057	rBV	208363	204473	73.68%	14.593%

Sum of corrected areas: 1401201

Data Path : G:\GcMsData\2011\GCMS_6\Data\09-27-11\
Data File : 6M73911.D
Acq On : 27 Sep 2011 17:35
Operator : WP
Sample : AC61718-001
Misc : A,5ML!2
ALS Vial : 36 Sample Multiplier: 1

Quant Method : G:\GcMsData\2011\GCMS_6\MethodQt\6M_A0916.M
Quant Title : @GCMS_6,ug,624,8260

TIC Library : G:\GCMSDATA\WILEY138.L
TIC Integration Parameters: LSCINT.P

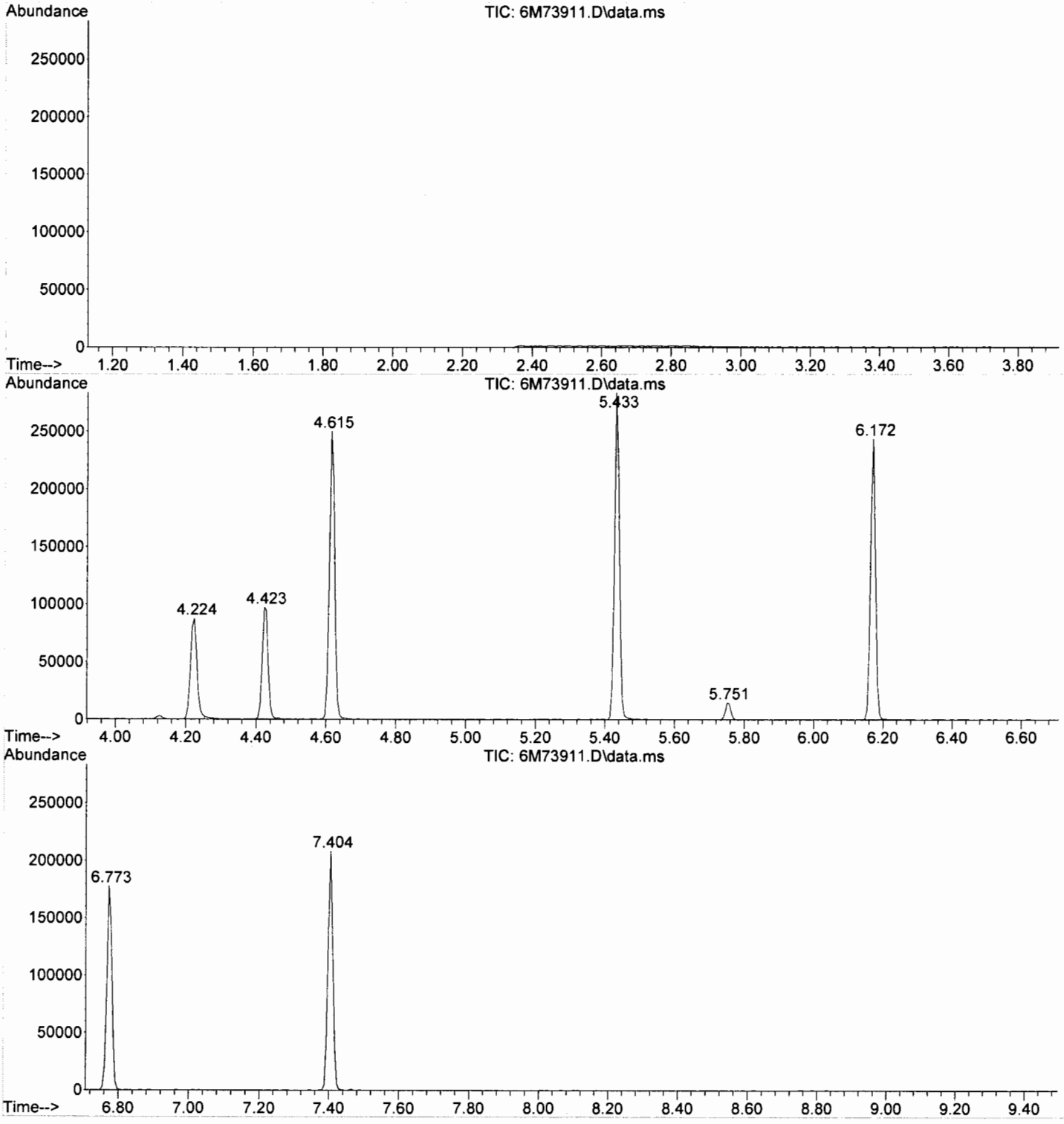

Tentatively Identified Compound (LSC) summary

Data Path : G:\GcMsData\2011\GCMS_6\Data\09-27-11\
Data File : 6M73911.D
Acq On : 27 Sep 2011 17:35
Operator : WP
Sample : AC61718-001
Misc : A,5ML!2
ALS Vial : 36 Sample Multiplier: 1

Quant Method : G:\GcMsData\2011\GCMS_6\MethodQt\6M_A0916.M
Quant Title : @GCMS_6,ug,624,8260

TIC Library : G:\GCMSDATA\WILEY138.L
TIC Integration Parameters: LSCINT.P

					-----Internal Standard------			
TIC Top Hit name	RT	EstConc	Units	Response	# ExpRT	ActRt	Resp	Conc

No Library Search Compounds Detected
****

Form1

ORGANICS VOLATILE REPORT

Sample Number: AC61718-002
Client Id: MW-2
Data File: 6M73912.D
Analysis Date: 09/27/11 17:51
Date Rec/Extracted: 09/23/11-NA
Column: DB-624 25M 0.200mm ID 1.12um film

Method: EPA 8260B
Matrix: Aqueous
Initial Vol: 5ml
Final Vol: NA
Dilution: 1.00
Solids: 0

Units: ug/L

Cas #	Compound	RL	Conc	Cas #	Compound	RL	Conc
71-55-6	1,1,1-Trichloroethane	1.0	U	56-23-5	Carbon Tetrachloride	1.0	U
79-34-5	1,1,2,2-Tetrachloroethane	1.0	U	108-90-7	Chlorobenzene	1.0	U
76-13-1	1,1,2-Trichloro-1,2,2-trifluor	1.0	U	75-00-3	Chloroethane	1.0	U
79-00-5	1,1,2-Trichloroethane	1.0	U	67-66-3	Chloroform	1.0	U
75-34-3	1,1-Dichloroethane	1.0	U	74-87-3	Chloromethane	1.0	U
75-35-4	1,1-Dichloroethene	1.0	U	156-59-2	cis-1,2-Dichloroethene	1.0	U
87-61-6	1,2,3-Trichlorobenzene	1.0	U	10061-01-5	cis-1,3-Dichloropropene	1.0	U
120-82-1	1,2,4-Trichlorobenzene	1.0	U	110-82-7	Cyclohexane	1.0	U
96-12-8	1,2-Dibromo-3-Chloropropa	1.0	U	124-48-1	Dibromochloromethane	1.0	U
106-93-4	1,2-Dibromoethane	1.0	U	75-71-8	Dichlorodifluoromethane	1.0	U
95-50-1	1,2-Dichlorobenzene	1.0	U	100-41-4	Ethylbenzene	1.0	U
107-06-2	1,2-Dichloroethane	0.50	U	98-82-8	Isopropylbenzene	1.0	U
78-87-5	1,2-Dichloropropane	1.0	U	136777612	m&p-Xylenes	1.0	U
541-73-1	1,3-Dichlorobenzene	1.0	U	79-20-9	Methyl Acetate	1.0	U
106-46-7	1,4-Dichlorobenzene	1.0	U	108-87-2	Methylcyclohexane	1.0	U
123-91-1	1,4-Dioxane	50	U	75-09-2	Methylene Chloride	1.0	U
78-93-3	2-Butanone	1.0	U	1634-04-4	Methyl-t-butyl ether	0.50	U
591-78-6	2-Hexanone	1.0	U	95-47-6	o-Xylene	1.0	U
108-10-1	4-Methyl-2-Pentanone	1.0	U	100-42-5	Styrene	1.0	U
67-64-1	Acetone	5.9	U	**127-18-4**	**Tetrachloroethene**	**1.0**	**2.2**
71-43-2	Benzene	0.50	U	108-88-3	Toluene	1.0	U
74-97-5	Bromochloromethane	1.0	U	156-60-5	trans-1,2-Dichloroethene	1.0	U
75-27-4	Bromodichloromethane	0.61	U	10061-02-6	trans-1,3-Dichloropropene	1.0	U
75-25-2	Bromoform	1.0	U	79-01-6	Trichloroethene	1.0	U
74-83-9	Bromomethane	1.0	U	75-69-4	Trichlorofluoromethane	1.0	U
75-15-0	Carbon Disulfide	1.0	U	75-01-4	Vinyl Chloride	1.0	U
1330-20-7	Xylenes (Total)	1.0	U				

Worksheet #: 204988

Total Target Concentration 2.2

ColumnID: (^) Indicates results from 2nd column

U - Indicates the compound was analyzed but not detected.
B - Indicates the analyte was found in the blank as well as in the sample.
E - Indicates the analyte concentration exceeds the calibration range of the instrument.
R - Retention Time Out
J - Indicates an estimated value when a compound is detected at less than the specified detection limit.
d - Pesticide %Diff>40% between columns due to coelution. Lower concentration used

Form1e

ORGANICS VOLATILE REPORT
Tentatively Identified Compounds

Sample Number: AC61718-002
Client Id: MW-2
Data File: 6M73912.D
Analysis Date: 09/27/11 17:51
Date Rec/Extracted: 09/23/11-NA

Matrix: Aqueous
Initial Vol: 5ml
Final Vol: NA
Dilution: 1.00
Solids:
Method: EPA 8260B

Units: ug/L

	Cas #	Compound	RT	Conc
1		No Unknown Compounds Detected	0.00	0 J

Worksheet #: 204988

Total Tentatively Identified Concentration 0

A - Indicates an aldol condensate.
J - Indicates an estimated value.
B - Indicates the analyte was found in the blank as well as in the sample.
Y - Indicates the analyte was found in the blank at <10% of the concentration of the sample.
<10% - Indicates the analyte was found in the blank at < 10% of nearest Internal Standard

Quantitation Report (QT Reviewed)

SampleID : AC61718-002 Operator : WP Qt Meth : 6M_A0916.M
Data File: 6M73912.D Sam Mult : 1 Vial# : 37 Qt On : 09/28/11 07:21
Acq On : 09/27/11 17:51 Misc : A,5ML!2 Qt Upd On: 09/22/11 07:43

Data Path : G:\GcMsData\2011\GCMS_6\Data\09-27-11\
Qt Path : G:\GcMsData\2011\GCMS_6\MethodQt\
Qt Resp Via : Initial Calibration

Compound	R.T.	QIon	Response	Conc	Units	Dev(Min)
Internal Standards						
4) Fluorobenzene	4.616	96	116483	30.00	ug/l	0.00
51) Chlorobenzene-d5	6.172	117	76968	30.00	ug/l	0.00
69) 1,4-Dichlorobenzene-d4	7.405	152	35957	30.00	ug/l	0.00
System Monitoring Compounds						
36) Dibromofluoromethane	4.225	111	37620	32.30	ug/l	0.01
Spiked Amount 30.000			Recovery = 107.67%			
38) 1,2-Dichloroethane-d4	4.423	67	22545	32.30	ug/l	0.00
Spiked Amount 30.000			Recovery = 107.67%			
65) Toluene-d8	5.433	98	103187	28.99	ug/l	0.00
Spiked Amount 30.000			Recovery = 96.63%			
75) Bromofluorobenzene	6.780	174	35097	29.94	ug/l	0.01
Spiked Amount 30.000			Recovery = 99.80%			
Target Compounds						Qvalue
64) Tetrachloroethene	5.758	164	1750	2.1836	ug/l	90

No Library Search Compounds Found

(#) = qualifier out of range (m) = manual integration (+) = signals summed


Abundance
TIC: 6M73912.D\data.ms
Quant QT Reviewed
SampleID : AC61718-002
Data File: 6M73912.D
Acq On : 09/27/11 17:51
Operator : WP
Sam Mult : 1 Vial# : 37
Misc : A,5ML;2
Qt Meth : 6M_A0916.M
Qt On : 09/28/11 07:21
Qt Upd On: 09/22/11 07:43
Dibromofluoromethane,S
1,2-Dichloroethane-d4,S
Fluorobenzene,I
Toluene-d8,S
Tetrachloroethene,T
Chlorobenzene-d5,I
Bromofluorobenzene,S
1,4-Dichlorobenzene-d4,I
Time-->

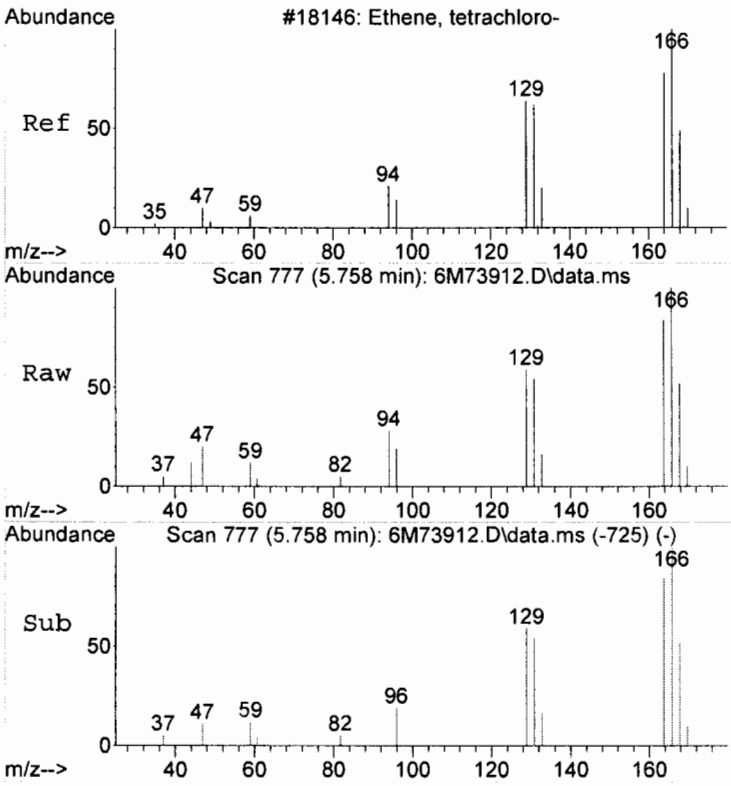

#64
Tetrachloroethene
Concen: 2.18 ug/l
RT: 5.758 min Scan# 777
Delta R.T. 0.013 min
Lab File: 6M73912.D
Acq: 27 Sep 2011 17:51

Tgt Ion:164 Resp: 1750

Ion	Ratio	Lower	Upper
164	100		
166	119.6	61.8	201.8

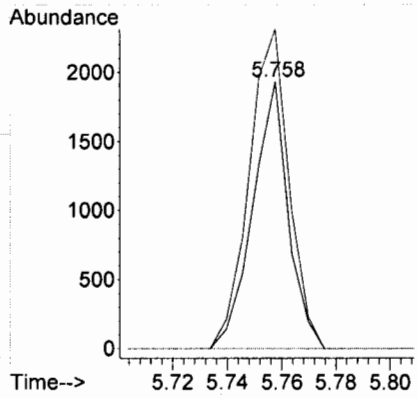

LSC Area Percent Report

Data Path : G:\GcMsData\2011\GCMS_6\Data\09-27-11\
Data File : 6M73912.D
Acq On : 27 Sep 2011 17:51
Operator : WP
Sample : AC61718-002
Misc : A,5ML!2
ALS Vial : 37 Sample Multiplier: 1

Integration Parameters: RTEINT.P
Integrator: RTE
Smoothing : ON Filtering: 5
Sampling : 1 Min Area: 100 Area counts
Start Thrs: 0.2 Max Peaks: 100
Stop Thrs : 0 Peak Location: TOP

If leading or trailing edge < 100 prefer < Baseline drop else tangent >
Peak separation: 5

Method : G:\GcMsData\2011\GCMS_6\MethodQt\6M_A0916.M
Title : @GCMS_6,ug,624,8260

Signal : TIC: 6M73912.D\data.ms

peak #	R.T. min	first scan	max scan	last scan	PK TY	peak height	corr. area	corr. % max.	% of total
1	4.225	515	522	527	rBV	91653	116301	40.71%	8.040%
2	4.423	549	555	561	rBV	105574	117888	41.26%	8.150%
3	4.616	581	587	593	rBV	262800	267742	93.72%	18.510%
4	5.433	719	723	729	rBV	287141	285697	100.00%	19.752%
5	5.752	773	776	781	rBV	11162	11875	4.16%	0.821%
6	6.172	841	846	851	rBV	245815	254724	89.16%	17.610%
7	6.774	941	946	951	rBV	183454	184570	64.60%	12.760%
8	7.405	1045	1051	1057	rBV	210296	207646	72.68%	14.356%

Sum of corrected areas: 1446443

Data Path : G:\GcMsData\2011\GCMS_6\Data\09-27-11\
Data File : 6M73912.D
Acq On : 27 Sep 2011 17:51
Operator : WP
Sample : AC61718-002
Misc : A,5ML!2
ALS Vial : 37 Sample Multiplier: 1

Quant Method : G:\GcMsData\2011\GCMS_6\MethodQt\6M_A0916.M
Quant Title : @GCMS_6,ug,624,8260

TIC Library : G:\GCMSDATA\WILEY138.L
TIC Integration Parameters: LSCINT.P

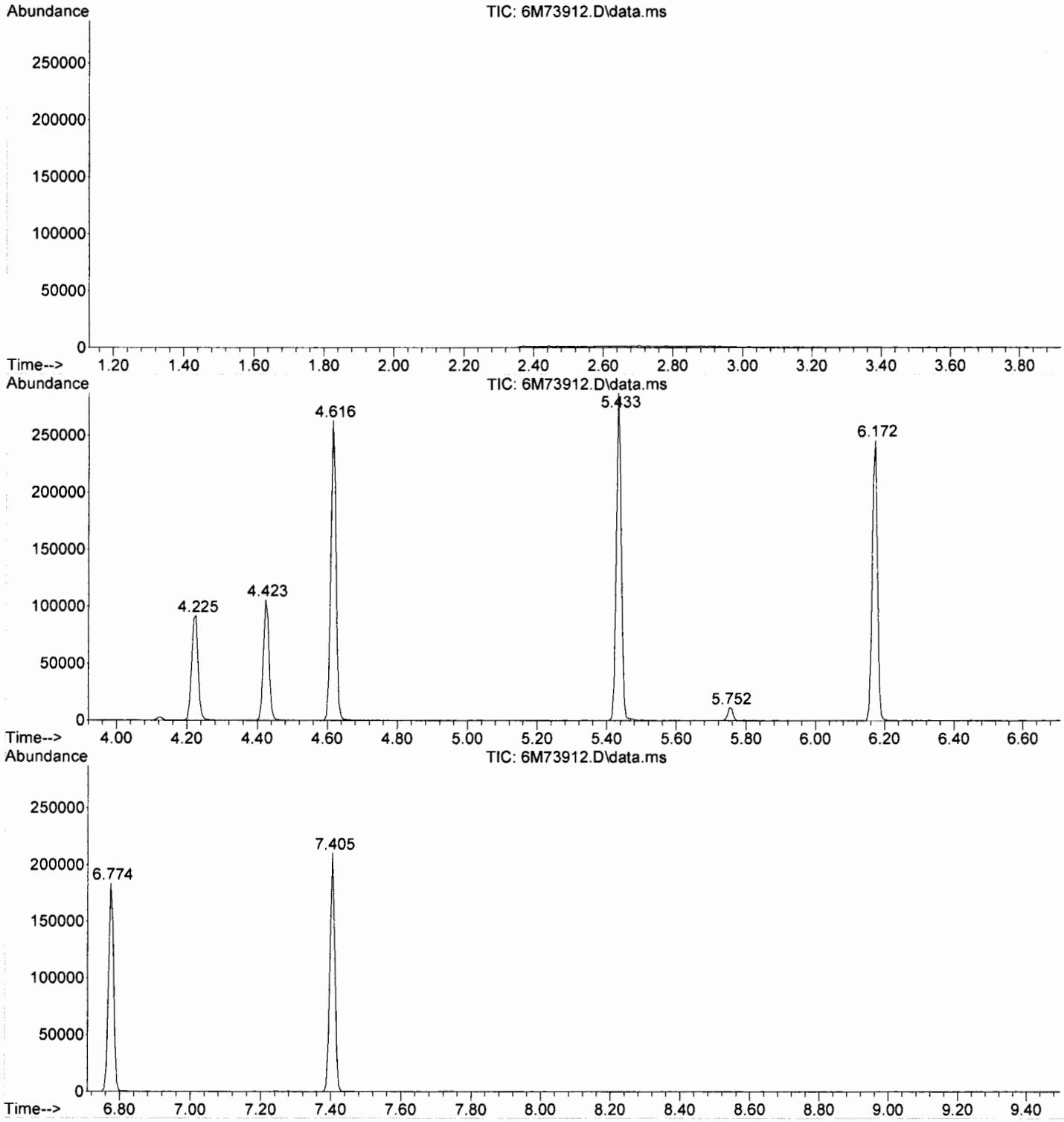

Tentatively Identified Compound (LSC) summary

Data Path : G:\GcMsData\2011\GCMS_6\Data\09-27-11\
Data File : 6M73912.D
Acq On : 27 Sep 2011 17:51
Operator : WP
Sample : AC61718-002
Misc : A,5ML!2
ALS Vial : 37 Sample Multiplier: 1

Quant Method : G:\GcMsData\2011\GCMS_6\MethodQt\6M_A0916.M
Quant Title : @GCMS_6,ug,624,8260

TIC Library : G:\GCMSDATA\WILEY138.L
TIC Integration Parameters: LSCINT.P

TIC Top Hit name	RT	EstConc	Units	Response	Internal Standard #	Internal Standard ExpRT	Internal Standard ActRt	Internal Standard Resp	Internal Standard Conc

No Library Search Compounds Detected
****

Form1

ORGANICS VOLATILE REPORT

Sample Number: AC61718-003
Client Id: MW-3
Data File: 6M73913.D
Analysis Date: 09/27/11 18:06
Date Rec/Extracted: 09/23/11-NA
Column: DB-624 25M 0.200mm ID 1.12um film

Method: EPA 8260B
Matrix: Aqueous
Initial Vol: 5ml
Final Vol: NA
Dilution: 1.00
Solids: 0

Units: ug/L

Cas #	Compound	RL	Conc	Cas #	Compound	RL	Conc
71-55-6	1,1,1-Trichloroethane	1.0	U	56-23-5	Carbon Tetrachloride	1.0	U
79-34-5	1,1,2,2-Tetrachloroethane	1.0	U	108-90-7	Chlorobenzene	1.0	U
76-13-1	1,1,2-Trichloro-1,2,2-trifluor	1.0	U	75-00-3	Chloroethane	1.0	U
79-00-5	1,1,2-Trichloroethane	1.0	U	67-66-3	Chloroform	1.0	U
75-34-3	1,1-Dichloroethane	1.0	U	74-87-3	Chloromethane	1.0	U
75-35-4	1,1-Dichloroethene	1.0	U	156-59-2	cis-1,2-Dichloroethene	1.0	U
87-61-6	1,2,3-Trichlorobenzene	1.0	U	10061-01-5	cis-1,3-Dichloropropene	1.0	U
120-82-1	1,2,4-Trichlorobenzene	1.0	U	110-82-7	Cyclohexane	1.0	U
96-12-8	1,2-Dibromo-3-Chloropropa	1.0	U	124-48-1	Dibromochloromethane	1.0	U
106-93-4	1,2-Dibromoethane	1.0	U	75-71-8	Dichlorodifluoromethane	1.0	U
95-50-1	1,2-Dichlorobenzene	1.0	U	100-41-4	Ethylbenzene	1.0	U
107-06-2	1,2-Dichloroethane	0.50	U	98-82-8	Isopropylbenzene	1.0	U
78-87-5	1,2-Dichloropropane	1.0	U	136777612	m&p-Xylenes	1.0	U
541-73-1	1,3-Dichlorobenzene	1.0	U	79-20-9	Methyl Acetate	1.0	U
106-46-7	1,4-Dichlorobenzene	1.0	U	108-87-2	Methylcyclohexane	1.0	U
123-91-1	1,4-Dioxane	50	U	75-09-2	Methylene Chloride	1.0	U
78-93-3	2-Butanone	1.0	U	1634-04-4	Methyl-t-butyl ether	0.50	U
591-78-6	2-Hexanone	1.0	U	95-47-6	o-Xylene	1.0	U
108-10-1	4-Methyl-2-Pentanone	1.0	U	100-42-5	Styrene	1.0	U
67-64-1	Acetone	5.9	U	127-18-4	Tetrachloroethene	1.0	U
71-43-2	Benzene	0.50	U	108-88-3	Toluene	1.0	U
74-97-5	Bromochloromethane	1.0	U	156-60-5	trans-1,2-Dichloroethene	1.0	U
75-27-4	Bromodichloromethane	0.61	U	10061-02-6	trans-1,3-Dichloropropene	1.0	U
75-25-2	Bromoform	1.0	U	79-01-6	Trichloroethene	1.0	U
74-83-9	Bromomethane	1.0	U	75-69-4	Trichlorofluoromethane	1.0	U
75-15-0	Carbon Disulfide	1.0	U	75-01-4	Vinyl Chloride	1.0	U
1330-20-7	Xylenes (Total)	1.0	U				

Worksheet #: 204988

Total Target Concentration 0

ColumnID: (^) Indicates results from 2nd column

U - Indicates the compound was analyzed but not detected.
B - Indicates the analyte was found in the blank as well as in the sample.
E - Indicates the analyte concentration exceeds the calibration range of the instrument.
R - Retention Time Out
J - Indicates an estimated value when a compound is detected at less than the specified detection limit.
d - Pesticide %Diff>40% between columns due to coelution. Lower concentration used

Form1e

ORGANICS VOLATILE REPORT
Tentatively Identified Compounds

Sample Number: AC61718-003
Client Id: MW-3
Data File: 6M73913.D
Analysis Date: 09/27/11 18:06
Date Rec/Extracted: 09/23/11-NA

Matrix: Aqueous
Initial Vol: 5ml
Final Vol: NA
Dilution: 1.00
Solids:
Method: EPA 8260B

Units: ug/L

	Cas #	Compound	RT	Conc
1		No Unknown Compounds Detected	0.00	0 J

Worksheet #: 204988

Total Tentatively Identified Concentration 0

A - Indicates an aldol condensate.
J - Indicates an estimated value.
B - Indicates the analyte was found in the blank as well as in the sample.
Y - Indicates the analyte was found in the blank at <10% of the concentration of the sample.
<10% - Indicates the analyte was found in the blank at < 10% of nearest Internal Standard

Quantitation Report (QT Reviewed)

SampleID : AC61718-003 Operator : WP Qt Meth : 6M_A0916.M
Data File: 6M73913.D Sam Mult : 1 Vial# : 38 Qt On : 09/28/11 07:22
Acq On : 09/27/11 18:06 Misc : A,5ML!2 Qt Upd On: 09/22/11 07:43

Data Path : G:\GcMsData\2011\GCMS_6\Data\09-27-11\
Qt Path : G:\GcMsData\2011\GCMS_6\MethodQt\
Qt Resp Via : Initial Calibration

Compound	R.T.	QIon	Response	Conc	Units	Dev(Min)
Internal Standards						
4) Fluorobenzene	4.616	96	112916	30.00	ug/l	0.00
51) Chlorobenzene-d5	6.173	117	75423	30.00	ug/l	0.00
69) 1,4-Dichlorobenzene-d4	7.405	152	36716	30.00	ug/l	0.00
System Monitoring Compounds						
36) Dibromofluoromethane	4.225	111	36377	32.22	ug/l	0.01
Spiked Amount 30.000			Recovery = 107.40%			
38) 1,2-Dichloroethane-d4	4.423	67	21389	31.62	ug/l	0.00
Spiked Amount 30.000			Recovery = 105.40%			
65) Toluene-d8	5.433	98	102396	29.36	ug/l	0.00
Spiked Amount 30.000			Recovery = 97.87%			
75) Bromofluorobenzene	6.774	174	33673	28.13	ug/l	0.00
Spiked Amount 30.000			Recovery = 93.77%			
Target Compounds						Qvalue
No Library Search Compounds Found						

(#) = qualifier out of range (m) = manual integration (+) = signals summed


Abundance
TIC: 6M73913.D\data.ms
Quant QT Reviewed
SampleID : AC61718-003
Data File: 6M73913.D
Acq On : 09/27/11 18:06
Operator : WP
Sam Mult : 1 Vial# : 38
Misc : A,5ML!2
Qt Meth : 6M_A0916.M
Qt On : 09/28/11 07:22
Qt Upd On: 09/22/11 07:43
Dibromofluoromethane ,S
1,2-Dichloroethane-d4,S
Fluorobenzene,I
Toluene-d8,S
Chlorobenzene-d5,I
Bromofluorobenzene,S
1,4-Dichlorobenzene-d4,I
Time-->

LSC Area Percent Report

Data Path : G:\GcMsData\2011\GCMS_6\Data\09-27-11\
Data File : 6M73913.D
Acq On : 27 Sep 2011 18:06
Operator : WP
Sample : AC61718-003
Misc : A,5ML!2
ALS Vial : 38 Sample Multiplier: 1

Integration Parameters: RTEINT.P
Integrator: RTE
Smoothing : ON Filtering: 5
Sampling : 1 Min Area: 100 Area counts
Start Thrs: 0.2 Max Peaks: 100
Stop Thrs : 0 Peak Location: TOP

If leading or trailing edge < 100 prefer < Baseline drop else tangent >
Peak separation: 5

Method : G:\GcMsData\2011\GCMS_6\MethodQt\6M_A0916.M
Title : @GCMS_6,ug,624,8260

Signal : TIC: 6M73913.D\data.ms

peak #	R.T. min	first scan	max scan	last scan	PK TY	peak height	corr. area	corr. % max.	% of total
1	4.225	517	523	535	rBV	88573	112867	39.69%	7.982%
2	4.423	551	556	563	rBV	98101	115759	40.71%	8.187%
3	4.616	583	588	593	rBV	239478	256374	90.17%	18.131%
4	5.433	719	724	729	rBV	279348	284336	100.00%	20.108%
5	5.758	773	778	781	rBV	5133	5411	1.90%	0.383%
6	6.173	841	847	851	rBV	245507	249191	87.64%	17.623%
7	6.774	943	947	953	rBV	181756	180937	63.63%	12.796%
8	7.405	1047	1052	1057	rBV	212461	209147	73.56%	14.791%

Sum of corrected areas: 1414022

Data Path : G:\GcMsData\2011\GCMS_6\Data\09-27-11\
Data File : 6M73913.D
Acq On : 27 Sep 2011 18:06
Operator : WP
Sample : AC61718-003
Misc : A,5ML!2
ALS Vial : 38 Sample Multiplier: 1

Quant Method : G:\GcMsData\2011\GCMS_6\MethodQt\6M_A0916.M
Quant Title : @GCMS_6,ug,624,8260

TIC Library : G:\GCMSDATA\WILEY138.L
TIC Integration Parameters: LSCINT.P

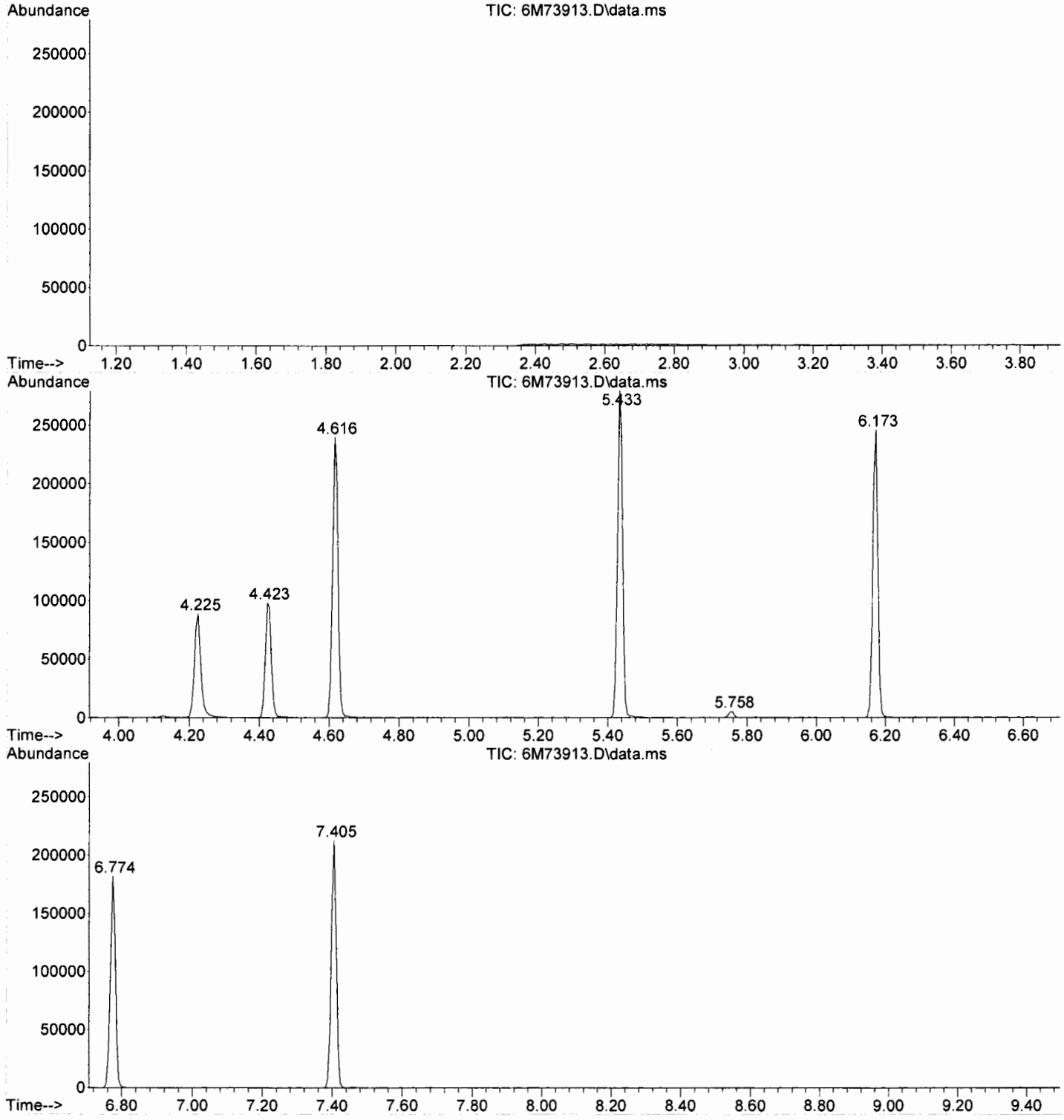

Tentatively Identified Compound (LSC) summary

Data Path : G:\GcMsData\2011\GCMS_6\Data\09-27-11\
Data File : 6M73913.D
Acq On : 27 Sep 2011 18:06
Operator : WP
Sample : AC61718-003
Misc : A,5ML!2
ALS Vial : 38 Sample Multiplier: 1

Quant Method : G:\GcMsData\2011\GCMS_6\MethodQt\6M_A0916.M
Quant Title : @GCMS_6,ug,624,8260

TIC Library : G:\GCMSDATA\WILEY138.L
TIC Integration Parameters: LSCINT.P

					Internal Standard			
TIC Top Hit name	RT	EstConc	Units	Response	# ExpRT	ActRt	Resp	Conc

No Library Search Compounds Detected
****

Form1

ORGANICS VOLATILE REPORT

Sample Number: AC61718-004(MS:AC61
Client Id: MW-4 MS
Data File: 6M73914.D
Analysis Date: 09/27/11 18:22
Date Rec/Extracted: 09/23/11-NA
Column: DB-624 25M 0.200mm ID 1.12um film

Method: EPA 8260B
Matrix: Aqueous
Initial Vol: 5ml
Final Vol: NA
Dilution: 1.00
Solids: 0

Units: ug/L

Cas #	Compound	RL	Conc	Cas #	Compound	RL	Conc
71-55-6	1,1,1-Trichloroethane	1.0	19	56-23-5	Carbon Tetrachloride	1.0	20
79-34-5	1,1,2,2-Tetrachloroethane	1.0	15	108-90-7	Chlorobenzene	1.0	18
76-13-1	1,1,2-Trichloro-1,2,2-triflu	1.0	17	75-00-3	Chloroethane	1.0	19
79-00-5	1,1,2-Trichloroethane	1.0	18	67-66-3	Chloroform	1.0	19
75-34-3	1,1-Dichloroethane	1.0	18	74-87-3	Chloromethane	1.0	16
75-35-4	1,1-Dichloroethene	1.0	17	156-59-2	cis-1,2-Dichloroethene	1.0	17
87-61-6	1,2,3-Trichlorobenzene	1.0	15	10061-01-5	cis-1,3-Dichloropropene	1.0	15
120-82-1	1,2,4-Trichlorobenzene	1.0	16	110-82-7	Cyclohexane	1.0	16
96-12-8	1,2-Dibromo-3-Chloroprop	1.0	13	124-48-1	Dibromochloromethane	1.0	18
106-93-4	1,2-Dibromoethane	1.0	18	75-71-8	Dichlorodifluoromethane	1.0	14
95-50-1	1,2-Dichlorobenzene	1.0	17	100-41-4	Ethylbenzene	1.0	20
107-06-2	1,2-Dichloroethane	0.50	19	98-82-8	Isopropylbenzene	1.0	16
78-87-5	1,2-Dichloropropane	1.0	18	136777612	m&p-Xylenes	1.0	40
541-73-1	1,3-Dichlorobenzene	1.0	18	79-20-9	Methyl Acetate	1.0	20
106-46-7	1,4-Dichlorobenzene	1.0	17	108-87-2	Methylcyclohexane	1.0	18
123-91-1	1,4-Dioxane	50	810	75-09-2	Methylene Chloride	1.0	17
78-93-3	2-Butanone	1.0	14	1634-04-4	Methyl-t-butyl ether	0.50	18
591-78-6	2-Hexanone	1.0	17	95-47-6	o-Xylene	1.0	20
108-10-1	4-Methyl-2-Pentanone	1.0	15	100-42-5	Styrene	1.0	18
67-64-1	Acetone	5.9	69	127-18-4	Tetrachloroethene	1.0	25
71-43-2	Benzene	0.50	19	108-88-3	Toluene	1.0	19
74-97-5	Bromochloromethane	1.0	20	156-60-5	trans-1,2-Dichloroethene	1.0	19
75-27-4	Bromodichloromethane	0.61	18	10061-02-6	trans-1,3-Dichloropropene	1.0	17
75-25-2	Bromoform	1.0	17	79-01-6	Trichloroethene	1.0	18
74-83-9	Bromomethane	1.0	13	75-69-4	Trichlorofluoromethane	1.0	17
75-15-0	Carbon Disulfide	1.0	14	75-01-4	Vinyl Chloride	1.0	16
1330-20-7	Xylenes (Total)	1.0	60				

Worksheet #: 204988

Total Target Concentration 1800

ColumnID: (^) Indicates results from 2nd column

U - Indicates the compound was analyzed but not detected.
B - Indicates the analyte was found in the blank as well as in the sample.
E - Indicates the analyte concentration exceeds the calibration range of the instrument.
R - Retention Time Out
J - Indicates an estimated value when a compound is detected at less than the specified detection limit.
d - Pesticide %Diff>40% between columns due to coelution. Lower concentration used

Quantitation Report (QT Reviewed)

SampleID : AC61718-004(MS:AC61 Operator : WP Qt Meth : 6M_A0916.M
Data File: 6M73914.D Sam Mult : 1 Vial# : 39 Qt On : 09/28/11 07:46
Acq On : 09/27/11 18:22 Misc : A,5ML!2 Qt Upd On: 09/28/11 07:45

Data Path : G:\GcMsData\2011\GCMS_6\Data\09-27-11\
Qt Path : G:\GcMsData\2011\GCMS_6\MethodQt\
Qt Resp Via : Initial Calibration

Compound	R.T.	QIon	Response	Conc	Units	Dev(Min)
Internal Standards						
4) Fluorobenzene	4.616	96	114018	30.00	ug/l	0.00
51) Chlorobenzene-d5	6.172	117	70908	30.00	ug/l	0.00
69) 1,4-Dichlorobenzene-d4	7.405	152	36617	30.00	ug/l	0.00
System Monitoring Compounds						
36) Dibromofluoromethane	4.225	111	35443	31.09	ug/l	0.01
Spiked Amount 30.000			Recovery = 103.63%			
38) 1,2-Dichloroethane-d4	4.423	67	21311	31.20	ug/l	0.00
Spiked Amount 30.000			Recovery = 104.00%			
65) Toluene-d8	5.433	98	101630	31.00	ug/l	0.00
Spiked Amount 30.000			Recovery = 103.33%			
75) Bromofluorobenzene	6.774	174	34536	28.93	ug/l	0.00
Spiked Amount 30.000			Recovery = 96.43%			
Target Compounds						Qvalue
5) Chlorodifluoromethane	1.458	51	58509	22.0155	ug/l	65
6) Dichlorodifluoromethane	1.435	85	19570	13.6303	ug/l	85
7) Chloromethane	1.591	50	29961	15.5810	ug/l	78
8) Bromomethane	1.919	94	12586	12.8599	ug/l	88
9) Vinyl Chloride	1.660	62	24320	16.0763	ug/l	93
10) Chloroethane	1.994	64	14240	18.8205	ug/l	90
11) Trichlorofluoromethane	2.201	101	26742	17.3706	ug/l	78
12) Ethyl ether	2.403	59	17413	15.2626	ug/l	93
13) Furan	2.433	39	55622	15.3921	ug/l	82
14) 1,1,2-Trichloro-1,2,2-...	2.584	101	13918	17.2757	ug/l	98
15) Methylene Chloride	2.938	84	21960	17.3036	ug/l	74
16) Acrolein	2.488	56	8233	73.9639	ug/l	94
17) Acrylonitrile	3.113	53	6892	13.2798	ug/l	100
18) Iodomethane	2.704	142	16616	11.2011	ug/l	89
19) Acetone	2.602	43	29416	69.3453	ug/l	99
20) Carbon Disulfide	2.770	76	43322	13.9439	ug/l	100
21) t-Butyl Alcohol	3.005	59	7686	70.7860	ug/l	97
22) n-Hexane	3.383	57	17327	14.3893	ug/l	92
23) Di-isopropyl-ether	3.540	45	92487	16.3991	ug/l	84
24) 1,1-Dichloroethene	2.590	61	28707	16.9790	ug/l	98
25) Methyl Acetate	2.854	43	29534	19.6849	ug/l	100
26) Methyl-t-butyl ether	3.161	73	49255	18.1276	ug/l	76
27) 1,1-Dichloroethane	3.485	63	41251	17.8070	ug/l	96
28) trans-1,2-Dichloroethene	3.161	96	20340	19.0134	ug/l	96
29) cis-1,2-Dichloroethene	3.918	61	39869	17.3441	ug/l	95
30) Bromochloromethane	4.081	49	22493	19.6534	ug/l	94
31) 2,2-Dichloropropane	3.930	77	23535	16.0951	ug/l	94
32) Ethyl acetate	3.960	43	26099	15.3684	ug/l	86
33) 1,4-Dioxane	4.988	88	7630	809.1554	ug/l	44
34) 1,1-Dichloropropene	4.351	75	27395	19.2737	ug/l	99
35) Chloroform	4.123	83	38725	19.4559	ug/l	85
37) Cyclohexane	4.303	56	30900	16.1909	ug/l	99
39) 1,2-Dichloroethane	4.465	62	29374	18.5157	ug/l	91
40) 2-Butanone	3.918	43	9747	13.5405	ug/l	85
41) 1,1,1-Trichloroethane	4.255	97	29785	19.1883	ug/l	92
42) Carbon Tetrachloride	4.363	117	22823	19.6529	ug/l	91
43) Vinyl Acetate	3.540	43	59682	16.7070	ug/l	100
44) Bromodichloromethane	5.060	83	22972	17.5740	ug/l	94
45) Methylcyclohexane	4.928	83	17340	18.1536	ug/l	99
46) Dibromomethane	4.988	174	15024	20.1412	ug/l	92
47) 1,2-Dichloropropane	4.928	63	20768	17.8624	ug/l	93
48) Trichloroethene	4.814	130	18181	18.0030	ug/l	93
49) Benzene	4.471	78	77353	18.9573	ug/l	100
50) tert-Amyl methyl ether	4.525	73	44911	16.6617	ug/l	94
52) Iso-propylacetate	4.483	43	43343	15.8497	ug/l	86
53) Methyl methacrylate	4.964	41	22760	16.5490	ug/l	88
54) Dibromochloromethane	5.866	129	16626	17.9528	ug/l	94
56) cis-1,3-Dichloropropene	5.289	75	24925	15.4696	ug/l	91
57) trans-1,3-Dichloropropene	5.559	75	22024	17.2130	ug/l	95
58) Ethyl methacrylate	5.589	41	23411	14.4623	ug/l	94
59) 1,1,2-Trichloroethane	5.655	97	13894	18.2884	ug/l	91
60) 1,2-Dibromoethane	5.938	107	14710	17.9163	ug/l	92
61) 1,3-Dichloropropane	5.746	76	26015	18.5186	ug/l	97
62) 4-Methyl-2-Pentanone	5.355	43	22395	14.5889	ug/l	94
63) 2-Hexanone	5.770	43	15423	16.7849	ug/l	96
64) Tetrachloroethene	5.758	164	18353	24.8572	ug/l	97
66) Toluene	5.469	92	41040	19.0333	ug/l	87
67) 1,1,1,2-Tetrachloroethane	6.221	133	14953	19.0180	ug/l	95
68) Chlorobenzene	6.184	112	41248	18.1467	ug/l	99

Quantitation Report (QT Reviewed)

SampleID : AC61718-004(MS:AC61 Operator : WP Qt Meth : 6M_A0916.M
Data File: 6M73914.D Sam Mult : 1 Vial# : 39 Qt On : 09/28/11 07:46
Acq On : 09/27/11 18:22 Misc : A,5ML!2 Qt Upd On: 09/28/11 07:45

Data Path : G:\GcMsData\2011\GCMS_6\Data\09-27-11\
Qt Path : G:\GcMsData\2011\GCMS_6\MethodQt\
Qt Resp Via : Initial Calibration

	Compound	R.T.	QIon	Response	Conc	Units	Dev(Min)
70)	n-Butyl acrylate	6.437	55	31273	12.2839	ug/l	93
71)	n-Amyl acetate	6.551	43	36128	13.2590	ug/l	92
72)	Bromoform	6.611	173	11419	16.6279	ug/l	98
73)	Ethylbenzene	6.233	106	21088	19.6786	ug/l	94
74)	1,1,2,2-Tetrachloroethane	6.822	83	16223	15.2942	ug/l	94
76)	Styrene	6.503	104	39908	18.2059	ug/l	99
77)	m&p-Xylenes	6.293	106	50346	39.5520	ug/l	96
78)	o-Xylene	6.503	106	24851	19.9503	ug/l	76
79)	trans-1,4-Dichloro-2-b...	6.852	53	6001	12.1764	ug/l	75
80)	1,3-Dichlorobenzene	7.375	146	29462	17.9586	ug/l	87
81)	1,4-Dichlorobenzene	7.417	146	29921	17.1857	ug/l	91
82)	1,2-Dichlorobenzene	7.633	146	26652	16.6679	ug/l	90
83)	Isopropylbenzene	6.689	105	50736	16.1303	ug/l	96
84)	Cyclohexanone	6.737	55	2357	51.5929	ug/l	85
85)	Camphene	6.852	93	2492	3.2315	ug/l	100
86)	1,2,3-Trichloropropane	6.858	75	21172	16.9501	ug/l	82
87)	2-Chlorotoluene	6.966	91	53896	18.9218	ug/l	94
88)	p-Ethyltoluene	6.960	105	66879	19.1851	ug/l	82
89)	4-Chlorotoluene	7.020	91	51088	18.9019	ug/l	90
90)	n-Propylbenzene	6.906	91	67294	17.5604	ug/l	99
91)	Bromobenzene	6.870	77	38518	16.4094	ug/l	93
92)	1,3,5-Trimethylbenzene	6.990	105	47285	18.7691	ug/l	94
93)	Butyl methacrylate	7.002	41	34956	16.8475	ug/l	89
94)	t-Butylbenzene	7.176	119	38063	17.0508	ug/l	87
95)	1,2,4-Trimethylbenzene	7.200	105	48571	18.3649	ug/l	94
96)	sec-Butylbenzene	7.297	105	45362	16.9581	ug/l	99
97)	4-Isopropyltoluene	7.369	119	37168	16.7819	ug/l	92
98)	n-Butylbenzene	7.597	91	41597	16.8931	ug/l	82
99)	p-Diethylbenzene	7.579	119	19544	16.1063	ug/l	93
100)	1,2,4,5-Tetramethylben...	8.024	119	35320	12.7394	ug/l	98
101)	1,2-Dibromo-3-Chloropr...	8.060	157	2670	13.2511	ug/l	66
102)	Camphor	8.487	95	8158	86.8212	ug/l	96
103)	Hexachlorobutadiene	8.637	225	5916	13.8286	ug/l	100
104)	1,2,4-Trichlorobenzene	8.547	180	15339	16.2652	ug/l	93
105)	1,2,3-Trichlorobenzene	8.835	180	12478	14.5617	ug/l	96
106)	Naphthalene	8.697	128	26661	13.0085	ug/l	100

(#) = qualifier out of range (m) = manual integration (+) = signals summed

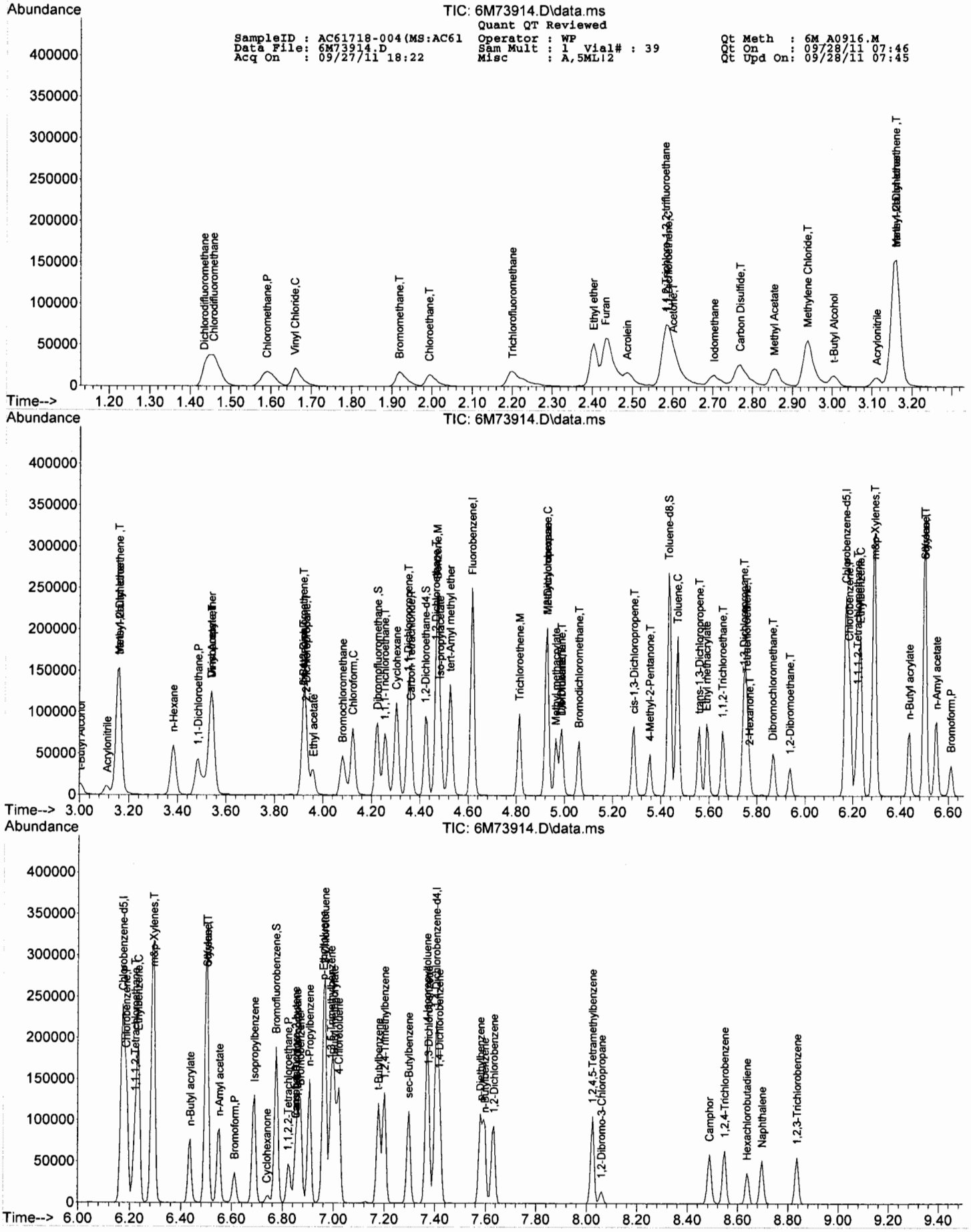
Abundance
TIC: 6M73914.D\data.ms
Quant QT Reviewed
SampleID : AC61718-004(MS:AC61
Data File: 6M73914.D
Acq On : 09/27/11 18:22
Operator : WP
Sam Mult : 1 Vial# : 39
Misc : A,5ML;2
Qt Meth : 6M_A0916.M
Qt On : 09/28/11 07:46
Qt Upd On: 09/28/11 07:45
Time-->

Form1

ORGANICS VOLATILE REPORT

Sample Number: AC61718-005(MSD:AC
Client Id: MW-4 MSD
Data File: 6M73915.D
Analysis Date: 09/27/11 18:38
Date Rec/Extracted: 09/23/11-NA
Column: DB-624 25M 0.200mm ID 1.12um film

Method: EPA 8260B
Matrix: Aqueous
Initial Vol: 5ml
Final Vol: NA
Dilution: 1.00
Solids: 0

Units: ug/L

Cas #	Compound	RL	Conc	Cas #	Compound	RL	Conc
71-55-6	1,1,1-Trichloroethane	1.0	19	56-23-5	Carbon Tetrachloride	1.0	19
79-34-5	1,1,2,2-Tetrachloroethane	1.0	16	108-90-7	Chlorobenzene	1.0	19
76-13-1	1,1,2-Trichloro-1,2,2-triflu	1.0	15	75-00-3	Chloroethane	1.0	18
79-00-5	1,1,2-Trichloroethane	1.0	18	67-66-3	Chloroform	1.0	19
75-34-3	1,1-Dichloroethane	1.0	17	74-87-3	Chloromethane	1.0	15
75-35-4	1,1-Dichloroethene	1.0	16	156-59-2	cis-1,2-Dichloroethene	1.0	17
87-61-6	1,2,3-Trichlorobenzene	1.0	15	10061-01-5	cis-1,3-Dichloropropene	1.0	15
120-82-1	1,2,4-Trichlorobenzene	1.0	17	110-82-7	Cyclohexane	1.0	17
96-12-8	1,2-Dibromo-3-Chloroprop	1.0	14	124-48-1	Dibromochloromethane	1.0	18
106-93-4	1,2-Dibromoethane	1.0	17	75-71-8	Dichlorodifluoromethane	1.0	13
95-50-1	1,2-Dichlorobenzene	1.0	18	100-41-4	Ethylbenzene	1.0	20
107-06-2	1,2-Dichloroethane	0.50	19	98-82-8	Isopropylbenzene	1.0	17
78-87-5	1,2-Dichloropropane	1.0	18	136777612	m&p-Xylenes	1.0	41
541-73-1	1,3-Dichlorobenzene	1.0	18	79-20-9	Methyl Acetate	1.0	19
106-46-7	1,4-Dichlorobenzene	1.0	17	108-87-2	Methylcyclohexane	1.0	17
123-91-1	1,4-Dioxane	50	820	75-09-2	Methylene Chloride	1.0	17
78-93-3	2-Butanone	1.0	13	1634-04-4	Methyl-t-butyl ether	0.50	18
591-78-6	2-Hexanone	1.0	16	95-47-6	o-Xylene	1.0	20
108-10-1	4-Methyl-2-Pentanone	1.0	14	100-42-5	Styrene	1.0	18
67-64-1	Acetone	5.9	65	127-18-4	Tetrachloroethene	1.0	23
71-43-2	Benzene	0.50	19	108-88-3	Toluene	1.0	19
74-97-5	Bromochloromethane	1.0	19	156-60-5	trans-1,2-Dichloroethene	1.0	18
75-27-4	Bromodichloromethane	0.61	18	10061-02-6	trans-1,3-Dichloropropene	1.0	17
75-25-2	Bromoform	1.0	17	79-01-6	Trichloroethene	1.0	18
74-83-9	Bromomethane	1.0	12	75-69-4	Trichlorofluoromethane	1.0	18
75-15-0	Carbon Disulfide	1.0	15	75-01-4	Vinyl Chloride	1.0	15
1330-20-7	Xylenes (Total)	1.0	61				

Worksheet #: 204988

Total Target Concentration 1800

ColumnID: (^) Indicates results from 2nd column

U - Indicates the compound was analyzed but not detected.
B - Indicates the analyte was found in the blank as well as in the sample.
E - Indicates the analyte concentration exceeds the calibration range of the instrument.
R - Retention Time Out
J - Indicates an estimated value when a compound is detected at less than the specified detection limit.
d - Pesticide %Diff>40% between columns due to coelution. Lower concentration used

Quantitation Report (QT Reviewed)

SampleID : AC61718-005(MSD:AC6 Operator : WP Qt Meth : 6M_A0916.M
Data File: 6M73915.D Sam Mult : 1 Vial# : 40 Qt On : 09/28/11 07:46
Acq On : 09/27/11 18:38 Misc : A,5ML!2 Qt Upd On: 09/28/11 07:45

Data Path : G:\GcMsData\2011\GCMS_6\Data\09-27-11\
Qt Path : G:\GcMsData\2011\GCMS_6\MethodQt\
Qt Resp Via : Initial Calibration

Compound	R.T.	QIon	Response	Conc	Units	Dev(Min)
Internal Standards						
4) Fluorobenzene	4.615	96	108167	30.00	ug/l	0.00
51) Chlorobenzene-d5	6.172	117	68746	30.00	ug/l	0.00
69) 1,4-Dichlorobenzene-d4	7.405	152	34005	30.00	ug/l	0.00
System Monitoring Compounds						
36) Dibromofluoromethane	4.225	111	32967	30.48	ug/l	0.01
Spiked Amount 30.000			Recovery = 101.60%			
38) 1,2-Dichloroethane-d4	4.423	67	19503	30.09	ug/l	0.00
Spiked Amount 30.000			Recovery = 100.30%			
65) Toluene-d8	5.433	98	98355	30.94	ug/l	0.00
Spiked Amount 30.000			Recovery = 103.13%			
75) Bromofluorobenzene	6.774	174	33559	30.27	ug/l	0.00
Spiked Amount 30.000			Recovery = 100.90%			
Target Compounds						Qvalue
5) Chlorodifluoromethane	1.454	51	52524	20.8326	ug/l	64
6) Dichlorodifluoromethane	1.437	85	17341	12.7311	ug/l	93
7) Chloromethane	1.598	50	26750	14.6636	ug/l	80
8) Bromomethane	1.921	94	11426	12.3062	ug/l	82
9) Vinyl Chloride	1.661	62	21856	15.2290	ug/l	95
10) Chloroethane	1.995	64	12993	18.1012	ug/l	97
11) Trichlorofluoromethane	2.203	101	26232	17.9611	ug/l	88
12) Ethyl ether	2.403	59	15847	14.6413	ug/l	94
13) Furan	2.439	39	51500	15.0223	ug/l	77
14) 1,1,2-Trichloro-1,2,2-...	2.584	101	11604	15.1826	ug/l	89
15) Methylene Chloride	2.938	84	20131	16.7204	ug/l	81
16) Acrolein	2.494	56	7351	69.6125	ug/l	96
17) Acrylonitrile	3.113	53	7120	14.4612	ug/l	95
18) Iodomethane	2.704	142	14367	10.2089	ug/l	86
19) Acetone	2.602	43	26136	64.9458	ug/l	96
20) Carbon Disulfide	2.770	76	43087	14.6184	ug/l	100
21) t-Butyl Alcohol	3.005	59	7258	70.4600	ug/l	98
22) n-Hexane	3.383	57	16229	14.2065	ug/l	93
23) Di-isopropyl-ether	3.539	45	86761	16.2160	ug/l	81
24) 1,1-Dichloroethene	2.590	61	25525	15.9136	ug/l	91
25) Methyl Acetate	2.854	43	27242	19.1394	ug/l	100
26) Methyl-t-butyl ether	3.161	73	45181	17.5277	ug/l	76
27) 1,1-Dichloroethane	3.485	63	37266	16.9570	ug/l	94
28) trans-1,2-Dichloroethene	3.161	96	18132	17.8662	ug/l	77
29) cis-1,2-Dichloroethene	3.918	61	37290	17.0997	ug/l	97
30) Bromochloromethane	4.080	49	20447	18.8321	ug/l	87
31) 2,2-Dichloropropane	3.930	77	22280	16.0610	ug/l	94
32) Ethyl acetate	3.960	43	24328	15.1005	ug/l	89
33) 1,4-Dioxane	4.988	88	7346	821.1774	ug/l	56
34) 1,1-Dichloropropene	4.357	75	25407	18.8419	ug/l	96
35) Chloroform	4.123	83	35566	18.8353	ug/l	84
37) Cyclohexane	4.303	56	30036	16.5895	ug/l	97
39) 1,2-Dichloroethane	4.465	62	28314	18.8129	ug/l	90
40) 2-Butanone	3.918	43	9120	13.3548	ug/l	80
41) 1,1,1-Trichloroethane	4.255	97	27922	18.9611	ug/l	94
42) Carbon Tetrachloride	4.363	117	21386	19.4116	ug/l	91
43) Vinyl Acetate	3.539	43	54019	15.9397	ug/l	100
44) Bromodichloromethane	5.060	83	22692	18.2989	ug/l	90
45) Methylcyclohexane	4.928	83	15796	17.4317	ug/l	93
46) Dibromomethane	4.988	174	14328	20.2472	ug/l	90
47) 1,2-Dichloropropane	4.928	63	20214	18.3264	ug/l	93
48) Trichloroethene	4.814	130	17224	17.9780	ug/l	98
49) Benzene	4.471	78	73857	19.0796	ug/l	100
50) tert-Amyl methyl ether	4.525	73	42724	16.7077	ug/l	93
52) Iso-propylacetate	4.483	43	40990	15.4607	ug/l	86
53) Methyl methacrylate	4.964	41	21701	16.2752	ug/l	88
54) Dibromochloromethane	5.866	129	15863	17.6676	ug/l	94
56) cis-1,3-Dichloropropene	5.289	75	23241	14.8781	ug/l	90
57) trans-1,3-Dichloropropene	5.559	75	21302	17.1723	ug/l	99
58) Ethyl methacrylate	5.589	41	22250	14.1773	ug/l	97
59) 1,1,2-Trichloroethane	5.655	97	13385	18.1725	ug/l	92
60) 1,2-Dibromoethane	5.938	107	13788	17.3214	ug/l	93
61) 1,3-Dichloropropane	5.746	76	24696	18.1325	ug/l	98
62) 4-Methyl-2-Pentanone	5.355	43	20518	13.7865	ug/l	97
63) 2-Hexanone	5.770	43	14509	16.2868	ug/l	96
64) Tetrachloroethene	5.758	164	16399	22.9092	ug/l	97
66) Toluene	5.469	92	39435	18.8641	ug/l	84
67) 1,1,1,2-Tetrachloroethane	6.220	133	13924	18.2662	ug/l	88
68) Chlorobenzene	6.184	112	40991	18.6008	ug/l	96

Quantitation Report (QT Reviewed)

SampleID : AC61718-005(MSD:AC6 Operator : WP Qt Meth : 6M_A0916.M
Data File: 6M73915.D Sam Mult : 1 Vial# : 40 Qt On : 09/28/11 07:46
Acq On : 09/27/11 18:38 Misc : A,5ML!2 Qt Upd On: 09/28/11 07:45

Data Path : G:\GcMsData\2011\GCMS_6\Data\09-27-11\
Qt Path : G:\GcMsData\2011\GCMS_6\MethodQt\
Qt Resp Via : Initial Calibration

	Compound	R.T.	QIon	Response	Conc	Units	Dev(Min)
70)	n-Butyl acrylate	6.437	55	30660	12.9682	ug/l	90
71)	n-Amyl acetate	6.545	43	36483	14.4178	ug/l	95
72)	Bromoform	6.611	173	10794	16.9251	ug/l	100
73)	Ethylbenzene	6.232	106	19520	19.6146	ug/l	96
74)	1,1,2,2-Tetrachloroethane	6.822	83	16043	16.2863	ug/l	91
76)	Styrene	6.503	104	37584	18.4627	ug/l	95
77)	m&p-Xylenes	6.293	106	48646	41.1519	ug/l	94
78)	o-Xylene	6.497	106	23475	20.2933	ug/l	80
79)	trans-1,4-Dichloro-2-b...	6.852	53	5547	12.1197	ug/l	67
80)	1,3-Dichlorobenzene	7.375	146	28154	18.4795	ug/l	86
81)	1,4-Dichlorobenzene	7.417	146	27533	17.0288	ug/l	92
82)	1,2-Dichlorobenzene	7.633	146	26118	17.5886	ug/l	89
83)	Isopropylbenzene	6.689	105	49111	16.8130	ug/l	96
84)	Cyclohexanone	6.743	55	2544	59.9636	ug/l	92
85)	Camphene	6.852	93	2384	3.3289	ug/l	99
86)	1,2,3-Trichloropropane	6.858	75	20442	17.6227	ug/l	80
87)	2-Chlorotoluene	6.966	91	50944	19.2593	ug/l	95
88)	p-Ethyltoluene	6.960	105	65955	20.3734	ug/l	79
89)	4-Chlorotoluene	7.020	91	48568	19.3498	ug/l	92
90)	n-Propylbenzene	6.906	91	64679	18.1744	ug/l	100
91)	Bromobenzene	6.870	77	36870	16.9138	ug/l	94
92)	1,3,5-Trimethylbenzene	6.990	105	43615	18.6421	ug/l	90
93)	Butyl methacrylate	7.002	41	33556	17.4151	ug/l	89
94)	t-Butylbenzene	7.176	119	37066	17.8795	ug/l	88
95)	1,2,4-Trimethylbenzene	7.200	105	46519	18.9401	ug/l	92
96)	sec-Butylbenzene	7.296	105	42980	17.3018	ug/l	99
97)	4-Isopropyltoluene	7.369	119	35336	17.1802	ug/l	93
98)	n-Butylbenzene	7.597	91	40015	17.4989	ug/l	83
99)	p-Diethylbenzene	7.579	119	18734	16.6247	ug/l	92
100)	1,2,4,5-Tetramethylben...	8.024	119	33294	12.9325	ug/l	96
101)	1,2-Dibromo-3-Chloropr...	8.060	157	2537	13.5582	ug/l	74
102)	Camphor	8.487	95	8043	92.1995	ug/l	97
103)	Hexachlorobutadiene	8.637	225	5856	14.7398	ug/l	96
104)	1,2,4-Trichlorobenzene	8.547	180	14720	16.8078	ug/l	93
105)	1,2,3-Trichlorobenzene	8.835	180	11897	14.9501	ug/l	96
106)	Naphthalene	8.697	128	26735	14.0466	ug/l	100

(#) = qualifier out of range (m) = manual integration (+) = signals summed

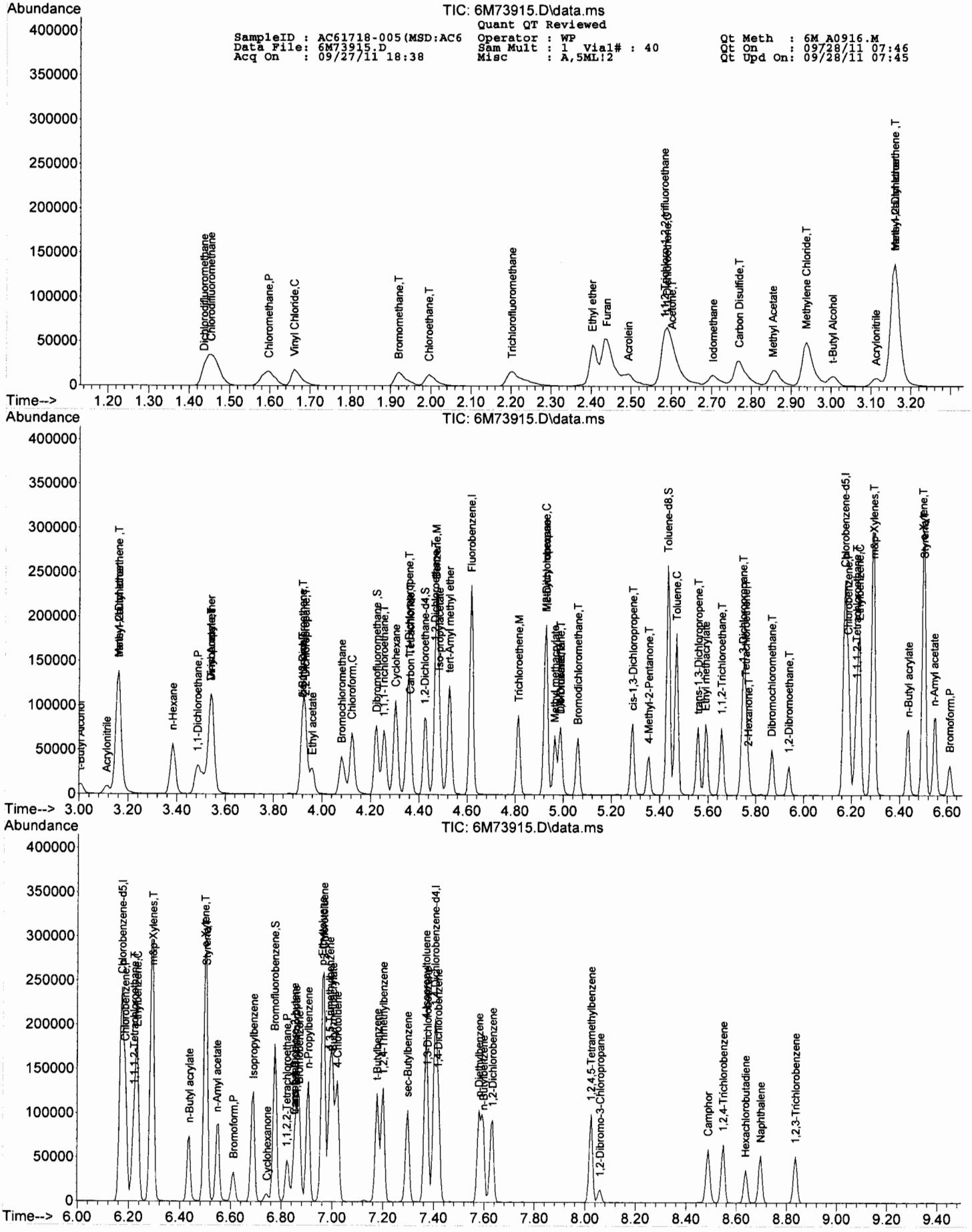
Abundance
TIC: 6M73915.D\data.ms
Quant QT Reviewed
SampleID : AC61718-005(MSD:AC6
Data File: 6M73915.D
Acq On : 09/27/11 18:38
Operator : WP
Sam Mult : 1 Vial# : 40
Misc : A,5ML!2
Qt Meth : 6M_A0916.M
Qt On : 09728/11 07:46
Qt Upd On: 09/28/11 07:45
Time-->
Dichlorodifluoromethane
Chloromethane,P
Vinyl Chloride,C
Bromomethane,T
Chloroethane,T
Trichlorofluoromethane
Ethyl ether
Furan
Acrolein
Acetone,T
Iodomethane
Carbon Disulfide,T
Methyl Acetate
Methylene Chloride,T
t-Butyl Alcohol
Acrylonitrile
n-Hexane
1,1-Dichloroethane,P
Ethyl acetate
Bromochloromethane
Chloroform,C
Cyclohexane
1,2-Dichloroethane-d4,S
Fluorobenzene,I
Trichloroethene,M
Bromodichloromethane,T
cis-1,3-Dichloropropene,T
4-Methyl-2-Pentanone,T
Toluene-d8,S
Toluene,C
trans-1,3-Dichloropropene,T
Ethyl methacrylate
1,1,2-Trichloroethane,T
2-Hexanone,T
Dibromochloromethane,T
1,2-Dibromoethane,T
n-Butyl acrylate
n-Amyl acetate
Bromoform,P
Chlorobenzene-d5,I
m&p-Xylenes,T
Styrene,T
Isopropylbenzene
Bromofluorobenzene,S
Cyclohexanone
n-Propylbenzene
t-Butylbenzene
1,2,4-Trimethylbenzene
sec-Butylbenzene
1,3-Dichlorobenzene-d4,I
n-Butylbenzene
1,2-Dichlorobenzene
1,2,4,5-Tetramethylbenzene
1,2-Dibromo-3-Chloropropane
Camphor
1,2,4-Trichlorobenzene
Hexachlorobutadiene
Naphthalene
1,2,3-Trichlorobenzene

Form1

ORGANICS VOLATILE REPORT

Sample Number: AC61718-006
Client Id: Dup
Data File: 6M73916.D
Analysis Date: 09/27/11 18:54
Date Rec/Extracted: 09/23/11-NA
Column: DB-624 25M 0.200mm ID 1.12um film

Method: EPA 8260B
Matrix: Aqueous
Initial Vol: 5ml
Final Vol: NA
Dilution: 1.00
Solids: 0

Units: ug/L

Cas #	Compound	RL	Conc	Cas #	Compound	RL	Conc
71-55-6	1,1,1-Trichloroethane	1.0	U	56-23-5	Carbon Tetrachloride	1.0	U
79-34-5	1,1,2,2-Tetrachloroethane	1.0	U	108-90-7	Chlorobenzene	1.0	U
76-13-1	1,1,2-Trichloro-1,2,2-trifluor	1.0	U	75-00-3	Chloroethane	1.0	U
79-00-5	1,1,2-Trichloroethane	1.0	U	67-66-3	Chloroform	1.0	U
75-34-3	1,1-Dichloroethane	1.0	U	74-87-3	Chloromethane	1.0	U
75-35-4	1,1-Dichloroethene	1.0	U	156-59-2	cis-1,2-Dichloroethene	1.0	U
87-61-6	1,2,3-Trichlorobenzene	1.0	U	10061-01-5	cis-1,3-Dichloropropene	1.0	U
120-82-1	1,2,4-Trichlorobenzene	1.0	U	110-82-7	Cyclohexane	1.0	U
96-12-8	1,2-Dibromo-3-Chloropropa	1.0	U	124-48-1	Dibromochloromethane	1.0	U
106-93-4	1,2-Dibromoethane	1.0	U	75-71-8	Dichlorodifluoromethane	1.0	U
95-50-1	1,2-Dichlorobenzene	1.0	U	100-41-4	Ethylbenzene	1.0	U
107-06-2	1,2-Dichloroethane	0.50	U	98-82-8	Isopropylbenzene	1.0	U
78-87-5	1,2-Dichloropropane	1.0	U	136777612	m&p-Xylenes	1.0	U
541-73-1	1,3-Dichlorobenzene	1.0	U	79-20-9	Methyl Acetate	1.0	U
106-46-7	1,4-Dichlorobenzene	1.0	U	108-87-2	Methylcyclohexane	1.0	U
123-91-1	1,4-Dioxane	50	U	75-09-2	Methylene Chloride	1.0	U
78-93-3	2-Butanone	1.0	U	1634-04-4	Methyl-t-butyl ether	0.50	U
591-78-6	2-Hexanone	1.0	U	95-47-6	o-Xylene	1.0	U
108-10-1	4-Methyl-2-Pentanone	1.0	U	100-42-5	Styrene	1.0	U
67-64-1	Acetone	5.9	U	**127-18-4**	**Tetrachloroethene**	**1.0**	**3.1**
71-43-2	Benzene	0.50	U	108-88-3	Toluene	1.0	U
74-97-5	Bromochloromethane	1.0	U	156-60-5	trans-1,2-Dichloroethene	1.0	U
75-27-4	Bromodichloromethane	0.61	U	10061-02-6	trans-1,3-Dichloropropene	1.0	U
75-25-2	Bromoform	1.0	U	79-01-6	Trichloroethene	1.0	U
74-83-9	Bromomethane	1.0	U	75-69-4	Trichlorofluoromethane	1.0	U
75-15-0	Carbon Disulfide	1.0	U	75-01-4	Vinyl Chloride	1.0	U
1330-20-7	Xylenes (Total)	1.0	U				

Worksheet #: 204988

Total Target Concentration 3.1

ColumnID: (^) Indicates results from 2nd column

U - Indicates the compound was analyzed but not detected.
B - Indicates the analyte was found in the blank as well as in the sample.
E - Indicates the analyte concentration exceeds the calibration range of the instrument.
R - Retention Time Out
J - Indicates an estimated value when a compound is detected at less than the specified detection limit.
d - Pesticide %Diff>40% between columns due to coelution. Lower concentration used

Form1e

ORGANICS VOLATILE REPORT
Tentatively Identified Compounds

Sample Number: AC61718-006
Client Id: Dup
Data File: 6M73916.D
Analysis Date: 09/27/11 18:54
Date Rec/Extracted: 09/23/11-NA

Matrix: Aqueous
Initial Vol: 5ml
Final Vol: NA
Dilution: 1.00
Solids:
Method: EPA 8260B

Units: ug/L

	Cas #	Compound	RT	Conc
1		No Unknown Compounds Detected	0.00	0 J

Worksheet #: 204988

Total Tentatively Identified Concentration 0

A - Indicates an aldol condensate.
J - Indicates an estimated value.
B - Indicates the analyte was found in the blank as well as in the sample.
Y - Indicates the analyte was found in the blank at <10% of the concentration of the sample.
<10% - Indicates the analyte was found in the blank at < 10% of nearest Internal Standard

Quantitation Report (QT Reviewed)

SampleID : AC61718-006 Operator : WP Qt Meth : 6M_A0916.M
Data File: 6M73916.D Sam Mult : 1 Vial# : 41 Qt On : 09/28/11 07:22
Acq On : 09/27/11 18:54 Misc : A,5ML!2 Qt Upd On: 09/22/11 07:43

Data Path : G:\GcMsData\2011\GCMS_6\Data\09-27-11\
Qt Path : G:\GcMsData\2011\GCMS_6\MethodQt\
Qt Resp Via : Initial Calibration

Compound	R.T.	QIon	Response	Conc	Units	Dev(Min)
Internal Standards						
4) Fluorobenzene	4.621	96	105337	30.00	ug/l	0.01
51) Chlorobenzene-d5	6.172	117	68734	30.00	ug/l	0.00
69) 1,4-Dichlorobenzene-d4	7.404	152	33275	30.00	ug/l	0.00
System Monitoring Compounds						
36) Dibromofluoromethane	4.224	111	33522	31.83	ug/l	0.01
Spiked Amount 30.000			Recovery = 106.10%			
38) 1,2-Dichloroethane-d4	4.429	67	19828	31.42	ug/l	0.01
Spiked Amount 30.000			Recovery = 104.73%			
65) Toluene-d8	5.439	98	93574	29.44	ug/l	0.01
Spiked Amount 30.000			Recovery = 98.13%			
75) Bromofluorobenzene	6.779	174	31833	29.35	ug/l	0.01
Spiked Amount 30.000			Recovery = 97.83%			
Target Compounds						Qvalue
64) Tetrachloroethene	5.757	164	2237	3.1256	ug/l	98

No Library Search Compounds Found

(#) = qualifier out of range (m) = manual integration (+) = signals summed


Abundance
TIC: 6M73916.D\data.ms
Quant QT Reviewed
SampleID : AC61718-006
Data File: 6M73916.D
Acq On : 09/27/11 18:54
Operator : WP
Sam Mult : 1 Vial# : 41
Misc : A,5ML!2
Qt Meth : 6M_A0916.M
Qt On : 09/28/11 07:22
Qt Upd On: 09/22/11 07:43
Dibromofluoromethane,S
1,2-Dichloroethane-d4,S
Fluorobenzene,I
Toluene-d8,S
Tetrachloroethene,T
Chlorobenzene-d5,I
Bromofluorobenzene,S
1,4-Dichlorobenzene-d4,I
Time-->

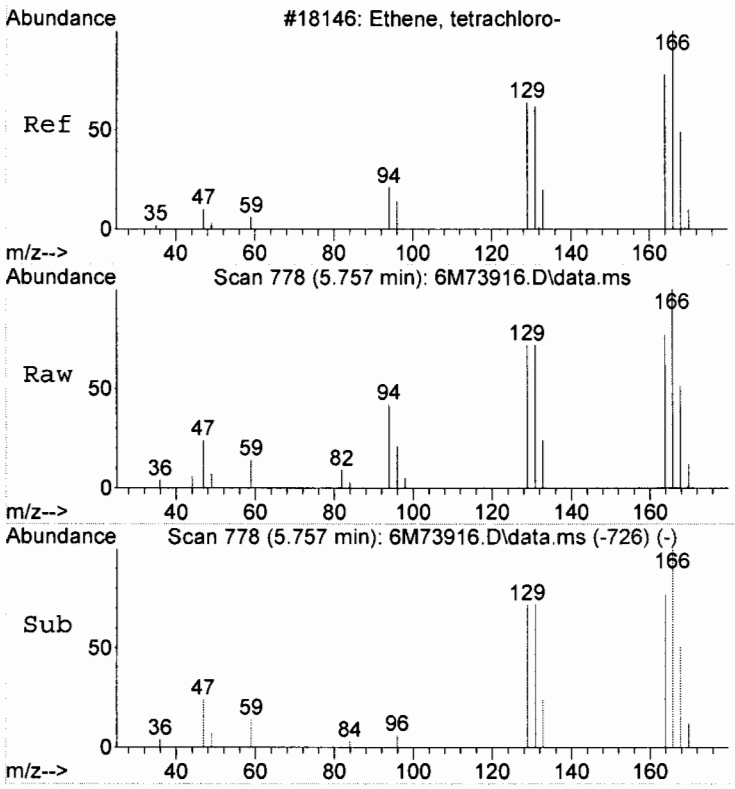

#64
Tetrachloroethene
Concen: 3.13 ug/l
RT: 5.757 min Scan# 778
Delta R.T. 0.013 min
Lab File: 6M73916.D
Acq: 27 Sep 2011 18:54

Tgt Ion:164 Resp: 2237

Ion	Ratio	Lower	Upper
164	100		
166	129.8	61.8	201.8

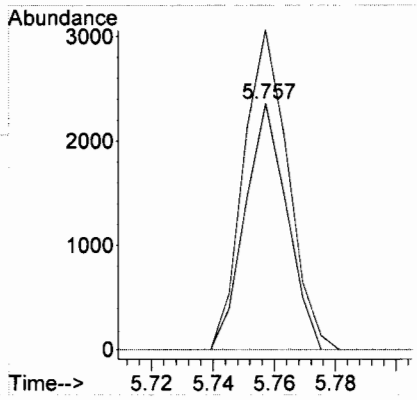

LSC Area Percent Report

Data Path : G:\GcMsData\2011\GCMS_6\Data\09-27-11\
Data File : 6M73916.D
Acq On : 27 Sep 2011 18:54
Operator : WP
Sample : AC61718-006
Misc : A,5ML!2
ALS Vial : 41 Sample Multiplier: 1

Integration Parameters: RTEINT.P
Integrator: RTE
Smoothing : ON Filtering: 5
Sampling : 1 Min Area: 100 Area counts
Start Thrs: 0.2 Max Peaks: 100
Stop Thrs : 0 Peak Location: TOP

If leading or trailing edge < 100 prefer < Baseline drop else tangent >
Peak separation: 5

Method : G:\GcMsData\2011\GCMS_6\MethodQt\6M_A0916.M
Title : @GCMS_6,ug,624,8260

Signal : TIC: 6M73916.D\data.ms

peak #	R.T. min	first scan	max scan	last scan	PK TY	peak height	corr. area	corr. % max.	% of total
1	4.224	517	523	529	rBV	84623	102543	39.16%	7.807%
2	4.429	551	557	563	rBV	89920	103570	39.55%	7.885%
3	4.621	583	589	593	rBV	216584	239838	91.59%	18.260%
4	5.439	719	725	729	rBV	252290	261849	100.00%	19.936%
5	5.757	773	778	783	rVB	16466	15982	6.10%	1.217%
6	6.172	841	847	853	rBV	231884	227778	86.99%	17.342%
7	6.779	943	948	953	rBV	162822	169427	64.70%	12.900%
8	7.404	1047	1052	1057	rBV	183973	192443	73.49%	14.652%

Sum of corrected areas: 1313430

Data Path : G:\GcMsData\2011\GCMS_6\Data\09-27-11\
Data File : 6M73916.D
Acq On : 27 Sep 2011 18:54
Operator : WP
Sample : AC61718-006
Misc : A,5ML!2
ALS Vial : 41 Sample Multiplier: 1

Quant Method : G:\GcMsData\2011\GCMS_6\MethodQt\6M_A0916.M
Quant Title : @GCMS_6,ug,624,8260

TIC Library : G:\GCMSDATA\WILEY138.L
TIC Integration Parameters: LSCINT.P

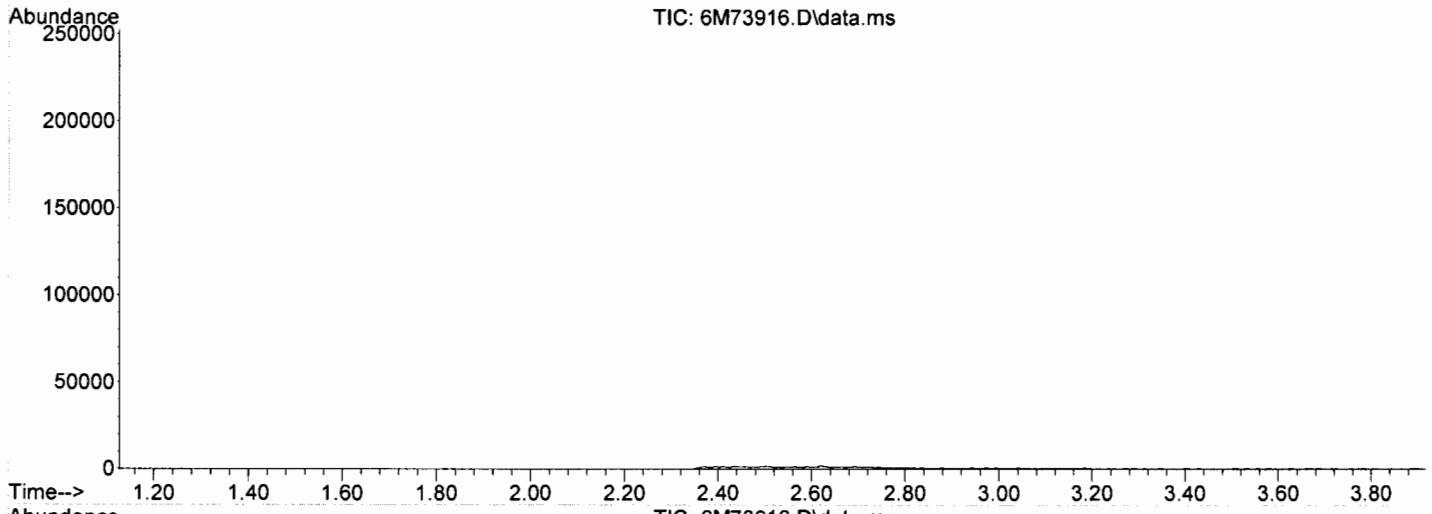

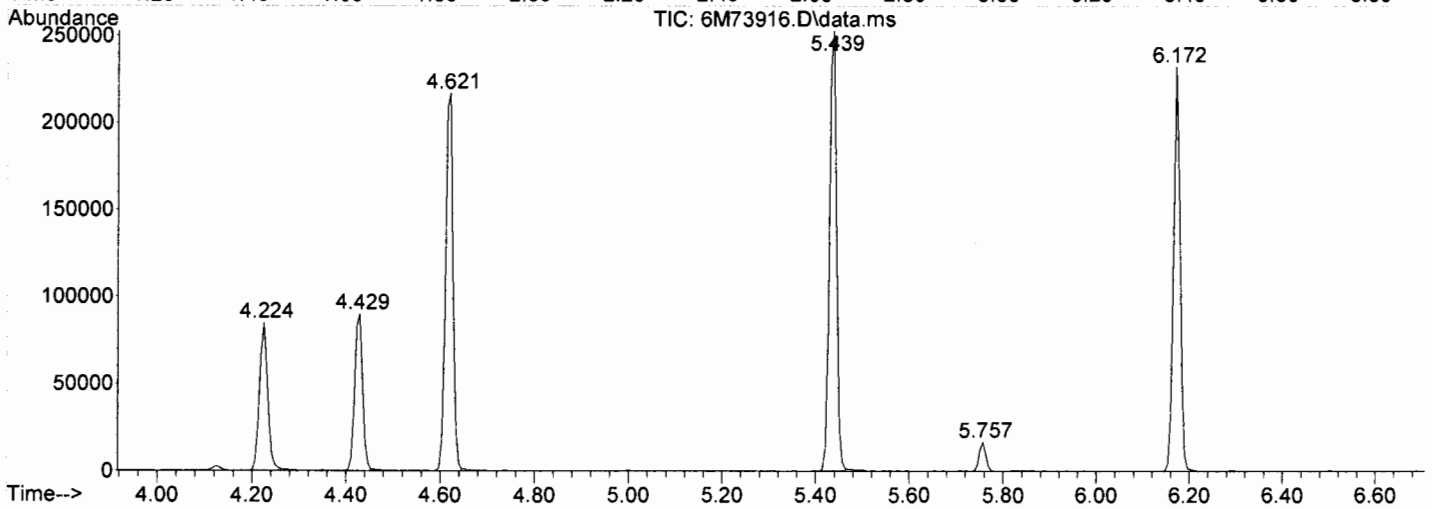

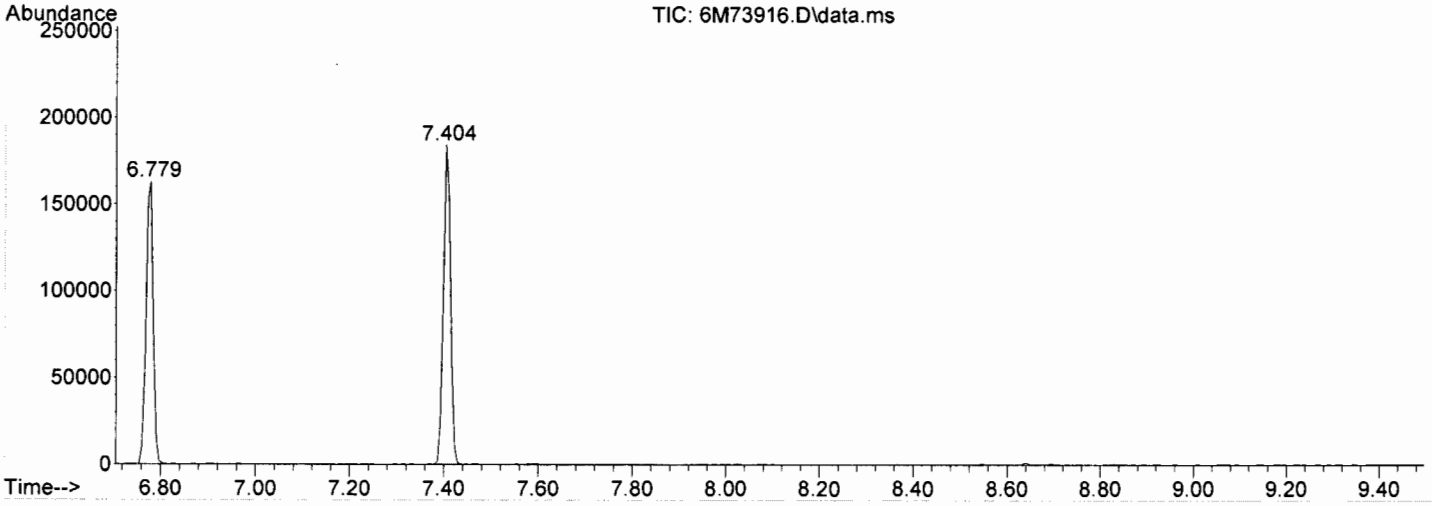

Tentatively Identified Compound (LSC) summary

Data Path : G:\GcMsData\2011\GCMS_6\Data\09-27-11\
Data File : 6M73916.D
Acq On : 27 Sep 2011 18:54
Operator : WP
Sample : AC61718-006
Misc : A,5ML!2
ALS Vial : 41 Sample Multiplier: 1

Quant Method : G:\GcMsData\2011\GCMS_6\MethodQt\6M_A0916.M
Quant Title : @GCMS_6,ug,624,8260

TIC Library : G:\GCMSDATA\WILEY138.L
TIC Integration Parameters: LSCINT.P

					Internal Standard			
TIC Top Hit name	RT	EstConc	Units	Response	# ExpRT	ActRt	Resp	Conc

No Library Search Compounds Detected
****

Form1

ORGANICS VOLATILE REPORT

Sample Number: AC61718-007
Client Id: FB
Data File: 6M73897.D
Analysis Date: 09/27/11 13:44
Date Rec/Extracted: 09/23/11-NA
Column: DB-624 25M 0.200mm ID 1.12um film

Method: EPA 8260B
Matrix: Aqueous
Initial Vol: 5ml
Final Vol: NA
Dilution: 1.00
Solids: 0

Units: ug/L

Cas #	Compound	RL	Conc	Cas #	Compound	RL	Conc
71-55-6	1,1,1-Trichloroethane	1.0	U	56-23-5	Carbon Tetrachloride	1.0	U
79-34-5	1,1,2,2-Tetrachloroethane	1.0	U	108-90-7	Chlorobenzene	1.0	U
76-13-1	1,1,2-Trichloro-1,2,2-trifluor	1.0	U	75-00-3	Chloroethane	1.0	U
79-00-5	1,1,2-Trichloroethane	1.0	U	67-66-3	Chloroform	1.0	U
75-34-3	1,1-Dichloroethane	1.0	U	74-87-3	Chloromethane	1.0	U
75-35-4	1,1-Dichloroethene	1.0	U	156-59-2	cis-1,2-Dichloroethene	1.0	U
87-61-6	1,2,3-Trichlorobenzene	1.0	U	10061-01-5	cis-1,3-Dichloropropene	1.0	U
120-82-1	1,2,4-Trichlorobenzene	1.0	U	110-82-7	Cyclohexane	1.0	U
96-12-8	1,2-Dibromo-3-Chloropropa	1.0	U	124-48-1	Dibromochloromethane	1.0	U
106-93-4	1,2-Dibromoethane	1.0	U	75-71-8	Dichlorodifluoromethane	1.0	U
95-50-1	1,2-Dichlorobenzene	1.0	U	100-41-4	Ethylbenzene	1.0	U
107-06-2	1,2-Dichloroethane	0.50	U	98-82-8	Isopropylbenzene	1.0	U
78-87-5	1,2-Dichloropropane	1.0	U	136777612	m&p-Xylenes	1.0	U
541-73-1	1,3-Dichlorobenzene	1.0	U	79-20-9	Methyl Acetate	1.0	U
106-46-7	1,4-Dichlorobenzene	1.0	U	108-87-2	Methylcyclohexane	1.0	U
123-91-1	1,4-Dioxane	50	U	75-09-2	Methylene Chloride	1.0	U
78-93-3	2-Butanone	1.0	U	1634-04-4	Methyl-t-butyl ether	0.50	U
591-78-6	2-Hexanone	1.0	U	95-47-6	o-Xylene	1.0	U
108-10-1	4-Methyl-2-Pentanone	1.0	U	100-42-5	Styrene	1.0	U
67-64-1	Acetone	5.9	U	127-18-4	Tetrachloroethene	1.0	U
71-43-2	Benzene	0.50	U	108-88-3	Toluene	1.0	U
74-97-5	Bromochloromethane	1.0	U	156-60-5	trans-1,2-Dichloroethene	1.0	U
75-27-4	Bromodichloromethane	0.61	U	10061-02-6	trans-1,3-Dichloropropene	1.0	U
75-25-2	Bromoform	1.0	U	79-01-6	Trichloroethene	1.0	U
74-83-9	Bromomethane	1.0	U	75-69-4	Trichlorofluoromethane	1.0	U
75-15-0	Carbon Disulfide	1.0	U	75-01-4	Vinyl Chloride	1.0	U
1330-20-7	Xylenes (Total)	1.0	U				

Worksheet #: 204988

Total Target Concentration 0

ColumnID: (^) Indicates results from 2nd column

U - Indicates the compound was analyzed but not detected.
B - Indicates the analyte was found in the blank as well as in the sample.
E - Indicates the analyte concentration exceeds the calibration range of the instrument.
R - Retention Time Out
J - Indicates an estimated value when a compound is detected at less than the specified detection limit.
d - Pesticide %Diff>40% between columns due to coelution. Lower concentration used

Form1e

ORGANICS VOLATILE REPORT
Tentatively Identified Compounds

Sample Number: AC61718-007
Client Id: FB
Data File: 6M73897.D
Analysis Date: 09/27/11 13:44
Date Rec/Extracted: 09/23/11-NA

Matrix: Aqueous
Initial Vol: 5ml
Final Vol: NA
Dilution: 1.00
Solids:
Method: EPA 8260B

Units: ug/L

	Cas #	Compound	RT	Conc
1		No Unknown Compounds Detected	0.00	0 J

Worksheet #: 204988

Total Tentatively Identified Concentration 0

A - Indicates an aldol condensate.
J - Indicates an estimated value.
B - Indicates the analyte was found in the blank as well as in the sample.
Y - Indicates the analyte was found in the blank at <10% of the concentration of the sample.
<10% - Indicates the analyte was found in the blank at < 10% of nearest Internal Standard

Quantitation Report (QT Reviewed)

SampleID : AC61718-007 Operator : WP Qt Meth : 6M_A0916.M
Data File: 6M73897.D Sam Mult : 1 Vial# : 51 Qt On : 09/27/11 16:30
Acq On : 09/27/11 13:44 Misc : A,5ML!2 Qt Upd On: 09/22/11 07:43

Data Path : G:\GcMsData\2011\GCMS_6\Data\09-27-11\
Qt Path : G:\GcMsData\2011\GCMS_6\MethodQt\
Qt Resp Via : Initial Calibration

Compound	R.T.	QIon	Response	Conc	Units	Dev(Min)
Internal Standards						
4) Fluorobenzene	4.615	96	105501	30.00	ug/l	0.00
51) Chlorobenzene-d5	6.172	117	71392	30.00	ug/l	0.00
69) 1,4-Dichlorobenzene-d4	7.404	152	34462	30.00	ug/l	0.00
System Monitoring Compounds						
36) Dibromofluoromethane	4.224	111	31444	29.81	ug/l	0.01
Spiked Amount 30.000			Recovery = 99.37%			
38) 1,2-Dichloroethane-d4	4.429	67	19783	31.30	ug/l	0.01
Spiked Amount 30.000			Recovery = 104.33%			
65) Toluene-d8	5.433	98	96048	29.10	ug/l	0.00
Spiked Amount 30.000			Recovery = 97.00%			
75) Bromofluorobenzene	6.773	174	33567	29.88	ug/l	0.00
Spiked Amount 30.000			Recovery = 99.60%			
Target Compounds						Qvalue
No Library Search Compounds Found						

(#) = qualifier out of range (m) = manual integration (+) = signals summed


Abundance
TIC: 6M73897.D\data.ms
Quant QT Reviewed
SampleID : AC61718-007
Data File: 6M73897.D
Acq On : 09/27/11 13:44
Operator : WP
Sam Mult : 1 Vial# : 51
Misc : A,5ML;2
Qt Meth : 6M_A0916.M
Qt On : 09/27/11 16:30
Qt Upd On: 09/22/11 07:43
Dibromofluoromethane,S
1,2-Dichloroethane-d4,S
Fluorobenzene,I
Toluene-d8,S
Chlorobenzene-d5,I
Bromofluorobenzene,S
1,4-Dichlorobenzene-d4,I
Time-->

LSC Area Percent Report

Data Path : G:\GcMsData\2011\GCMS_6\Data\09-27-11\
Data File : 6M73897.D
Acq On : 27 Sep 2011 13:44
Operator : WP
Sample : AC61718-007
Misc : A,5ML!2
ALS Vial : 51 Sample Multiplier: 1

Integration Parameters: RTEINT.P
Integrator: RTE
Smoothing : ON Filtering: 5
Sampling : 1 Min Area: 100 Area counts
Start Thrs: 0.2 Max Peaks: 100
Stop Thrs : 0 Peak Location: TOP

If leading or trailing edge < 100 prefer < Baseline drop else tangent >
Peak separation: 5

Method : G:\GcMsData\2011\GCMS_6\MethodQt\6M_A0916.M
Title : @GCMS_6,ug,624,8260

Signal : TIC: 6M73897.D\data.ms

peak #	R.T. min	first scan	max scan	last scan	PK TY	peak height	corr. area	corr. % max.	% of total
1	4.224	517	523	545	rBV	67771	101140	37.53%	7.637%
2	4.429	551	557	563	rBV	85736	102642	38.09%	7.750%
3	4.615	583	588	593	rBV	221742	240835	89.37%	18.184%
4	5.433	719	724	729	rBV	261396	269488	100.00%	20.348%
5	6.172	841	847	853	rBV	233435	234148	86.89%	17.679%
6	6.773	943	947	953	rBV	175538	176931	65.65%	13.359%
7	7.404	1047	1052	1057	rBV	200973	199237	73.93%	15.043%

Sum of corrected areas: 1324421

Data Path : G:\GcMsData\2011\GCMS_6\Data\09-27-11\
Data File : 6M73897.D
Acq On : 27 Sep 2011 13:44
Operator : WP
Sample : AC61718-007
Misc : A,5ML!2
ALS Vial : 51 Sample Multiplier: 1

Quant Method : G:\GcMsData\2011\GCMS_6\MethodQt\6M_A0916.M
Quant Title : @GCMS_6,ug,624,8260

TIC Library : G:\GCMSDATA\WILEY138.L
TIC Integration Parameters: LSCINT.P

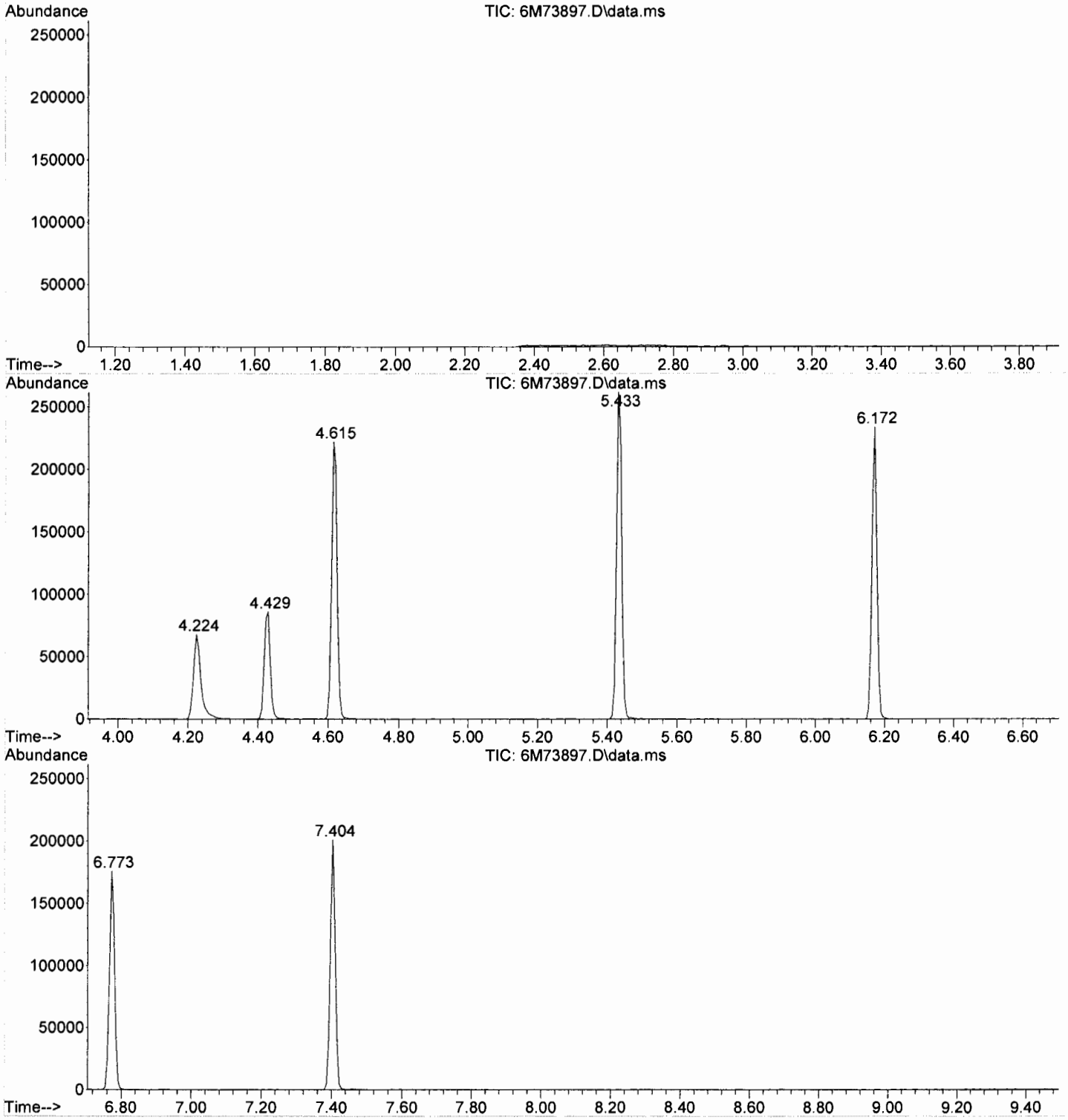

Tentatively Identified Compound (LSC) summary

Data Path : G:\GcMsData\2011\GCMS_6\Data\09-27-11\
Data File : 6M73897.D
Acq On : 27 Sep 2011 13:44
Operator : WP
Sample : AC61718-007
Misc : A,5ML!2
ALS Vial : 51 Sample Multiplier: 1

Quant Method : G:\GcMsData\2011\GCMS_6\MethodQt\6M_A0916.M
Quant Title : @GCMS_6,ug,624,8260

TIC Library : G:\GCMSDATA\WILEY138.L
TIC Integration Parameters: LSCINT.P

TIC Top Hit name	RT	EstConc	Units	Response	Internal Standard #	Internal Standard ExpRT	Internal Standard ActRt	Internal Standard Resp	Internal Standard Conc

No Library Search Compounds Detected
****

Form1

ORGANICS VOLATILE REPORT

Sample Number: AC61718-008
Client Id: Trip Blank
Data File: 6M73898.D
Analysis Date: 09/27/11 14:00
Date Rec/Extracted: 09/23/11-NA
Column: DB-624 25M 0.200mm ID 1.12um film

Method: EPA 8260B
Matrix: Aqueous
Initial Vol: 5ml
Final Vol: NA
Dilution: 1.00
Solids: 0

Units: ug/L

Cas #	Compound	RL	Conc	Cas #	Compound	RL	Conc
71-55-6	1,1,1-Trichloroethane	1.0	U	56-23-5	Carbon Tetrachloride	1.0	U
79-34-5	1,1,2,2-Tetrachloroethane	1.0	U	108-90-7	Chlorobenzene	1.0	U
76-13-1	1,1,2-Trichloro-1,2,2-trifluor	1.0	U	75-00-3	Chloroethane	1.0	U
79-00-5	1,1,2-Trichloroethane	1.0	U	67-66-3	Chloroform	1.0	U
75-34-3	1,1-Dichloroethane	1.0	U	74-87-3	Chloromethane	1.0	U
75-35-4	1,1-Dichloroethene	1.0	U	156-59-2	cis-1,2-Dichloroethene	1.0	U
87-61-6	1,2,3-Trichlorobenzene	1.0	U	10061-01-5	cis-1,3-Dichloropropene	1.0	U
120-82-1	1,2,4-Trichlorobenzene	1.0	U	110-82-7	Cyclohexane	1.0	U
96-12-8	1,2-Dibromo-3-Chloropropa	1.0	U	124-48-1	Dibromochloromethane	1.0	U
106-93-4	1,2-Dibromoethane	1.0	U	75-71-8	Dichlorodifluoromethane	1.0	U
95-50-1	1,2-Dichlorobenzene	1.0	U	100-41-4	Ethylbenzene	1.0	U
107-06-2	1,2-Dichloroethane	0.50	U	98-82-8	Isopropylbenzene	1.0	U
78-87-5	1,2-Dichloropropane	1.0	U	136777612	m&p-Xylenes	1.0	U
541-73-1	1,3-Dichlorobenzene	1.0	U	79-20-9	Methyl Acetate	1.0	U
106-46-7	1,4-Dichlorobenzene	1.0	U	108-87-2	Methylcyclohexane	1.0	U
123-91-1	1,4-Dioxane	50	U	75-09-2	Methylene Chloride	1.0	U
78-93-3	2-Butanone	1.0	U	1634-04-4	Methyl-t-butyl ether	0.50	U
591-78-6	2-Hexanone	1.0	U	95-47-6	o-Xylene	1.0	U
108-10-1	4-Methyl-2-Pentanone	1.0	U	100-42-5	Styrene	1.0	U
67-64-1	Acetone	5.9	U	127-18-4	Tetrachloroethene	1.0	U
71-43-2	Benzene	0.50	U	108-88-3	Toluene	1.0	U
74-97-5	Bromochloromethane	1.0	U	156-60-5	trans-1,2-Dichloroethene	1.0	U
75-27-4	Bromodichloromethane	0.61	U	10061-02-6	trans-1,3-Dichloropropene	1.0	U
75-25-2	Bromoform	1.0	U	79-01-6	Trichloroethene	1.0	U
74-83-9	Bromomethane	1.0	U	75-69-4	Trichlorofluoromethane	1.0	U
75-15-0	Carbon Disulfide	1.0	U	75-01-4	Vinyl Chloride	1.0	U
1330-20-7	Xylenes (Total)	1.0	U				

Worksheet #: 204988

Total Target Concentration 0

ColumnID: (^) Indicates results from 2nd column

U - Indicates the compound was analyzed but not detected.
B - Indicates the analyte was found in the blank as well as in the sample.
E - Indicates the analyte concentration exceeds the calibration range of the instrument.
R - Retention Time Out
J - Indicates an estimated value when a compound is detected at less than the specified detection limit.
d - Pesticide %Diff>40% between columns due to coelution. Lower concentration usea

Form1e

ORGANICS VOLATILE REPORT
Tentatively Identified Compounds

Sample Number: AC61718-008
Client Id: Trip Blank
Data File: 6M73898.D
Analysis Date: 09/27/11 14:00
Date Rec/Extracted: 09/23/11-NA

Matrix: Aqueous
Initial Vol: 5ml
Final Vol: NA
Dilution: 1.00
Solids:
Method: EPA 8260B

Units: ug/L

	Cas #	Compound	RT	Conc
1		No Unknown Compounds Detected	0.00	0 J

Worksheet #: 204988

Total Tentatively Identified Concentration 0

A - Indicates an aldol condensate.
J - Indicates an estimated value.
B - Indicates the analyte was found in the blank as well as in the sample.
Y - Indicates the analyte was found in the blank at <10% of the concentration of the sample.
<10% - Indicates the analyte was found in the blank at < 10% of nearest Internal Standard

Quantitation Report (QT Reviewed)

SampleID : AC61718-008 Operator : WP Qt Meth : 6M_A0916.M
Data File: 6M73898.D Sam Mult : 1 Vial# : 52 Qt On : 09/27/11 16:30
Acq On : 09/27/11 14:00 Misc : A,5ML!2 Qt Upd On: 09/22/11 07:43

Data Path : G:\GcMsData\2011\GCMS_6\Data\09-27-11\
Qt Path : G:\GcMsData\2011\GCMS_6\MethodQt\
Qt Resp Via : Initial Calibration

Compound	R.T.	QIon	Response	Conc	Units	Dev(Min)
Internal Standards						
4) Fluorobenzene	4.615	96	110281	30.00	ug/l	0.00
51) Chlorobenzene-d5	6.172	117	71038	30.00	ug/l	0.00
69) 1,4-Dichlorobenzene-d4	7.405	152	35202	30.00	ug/l	0.00
System Monitoring Compounds						
36) Dibromofluoromethane	4.225	111	32900	29.84	ug/l	0.01
Spiked Amount 30.000			Recovery = 99.47%			
38) 1,2-Dichloroethane-d4	4.429	67	19674	29.78	ug/l	0.01
Spiked Amount 30.000			Recovery = 99.27%			
65) Toluene-d8	5.433	98	98921	30.12	ug/l	0.00
Spiked Amount 30.000			Recovery = 100.40%			
75) Bromofluorobenzene	6.773	174	33338	29.05	ug/l	0.00
Spiked Amount 30.000			Recovery = 96.83%			
Target Compounds						Qvalue
No Library Search Compounds Found						

(#) = qualifier out of range (m) = manual integration (+) = signals summed


Abundance
TIC: 6M73898.D\data.ms
Quant QT Reviewed
SampleID : AC61718-008
Data File: 6M73898.D
Acq On : 09/27/11 14:00
Operator : WP
Sam Mult : 1 Vial# : 52
Misc : A,5ML12
Qt Meth : 6M_A0916.M
Qt On : 09/27/11 16:30
Qt Upd On: 09/22/11 07:43
Dibromofluoromethane,S
1,2-Dichloroethane-d4,S
Fluorobenzene,I
Toluene-d8,S
Chlorobenzene-d5,I
Bromofluorobenzene,S
1,4-Dichlorobenzene-d4,I
Time-->

LSC Area Percent Report

Data Path : G:\GcMsData\2011\GCMS_6\Data\09-27-11\
Data File : 6M73898.D
Acq On : 27 Sep 2011 14:00
Operator : WP
Sample : AC61718-008
Misc : A,5ML!2
ALS Vial : 52 Sample Multiplier: 1

Integration Parameters: RTEINT.P
Integrator: RTE
Smoothing : ON Filtering: 5
Sampling : 1 Min Area: 100 Area counts
Start Thrs: 0.2 Max Peaks: 100
Stop Thrs : 0 Peak Location: TOP

If leading or trailing edge < 100 prefer < Baseline drop else tangent >
Peak separation: 5

Method : G:\GcMsData\2011\GCMS_6\MethodQt\6M_A0916.M
Title : @GCMS_6,ug,624,8260

Signal : TIC: 6M73898.D\data.ms

peak #	R.T. min	first scan	max scan	last scan	PK TY	peak height	corr. area	corr. % max.	% of total
1	4.225	517	522	539	rVB	71453	104106	38.99%	7.782%
2	4.429	551	556	561	rBV	88027	104325	39.07%	7.798%
3	4.615	583	587	593	rBV	236983	251946	94.35%	18.833%
4	5.433	719	723	729	rBV	267324	267020	100.00%	19.960%
5	6.172	841	846	851	rBV	223681	236168	88.45%	17.653%
6	6.773	941	946	951	rBV	181542	176735	66.19%	13.211%
7	7.405	1045	1051	1057	rBV	195314	197498	73.96%	14.763%

Sum of corrected areas: 1337798

Data Path : G:\GcMsData\2011\GCMS_6\Data\09-27-11\
Data File : 6M73898.D
Acq On : 27 Sep 2011 14:00
Operator : WP
Sample : AC61718-008
Misc : A,5ML!2
ALS Vial : 52 Sample Multiplier: 1

Quant Method : G:\GcMsData\2011\GCMS_6\MethodQt\6M_A0916.M
Quant Title : @GCMS_6,ug,624,8260

TIC Library : G:\GCMSDATA\WILEY138.L
TIC Integration Parameters: LSCINT.P

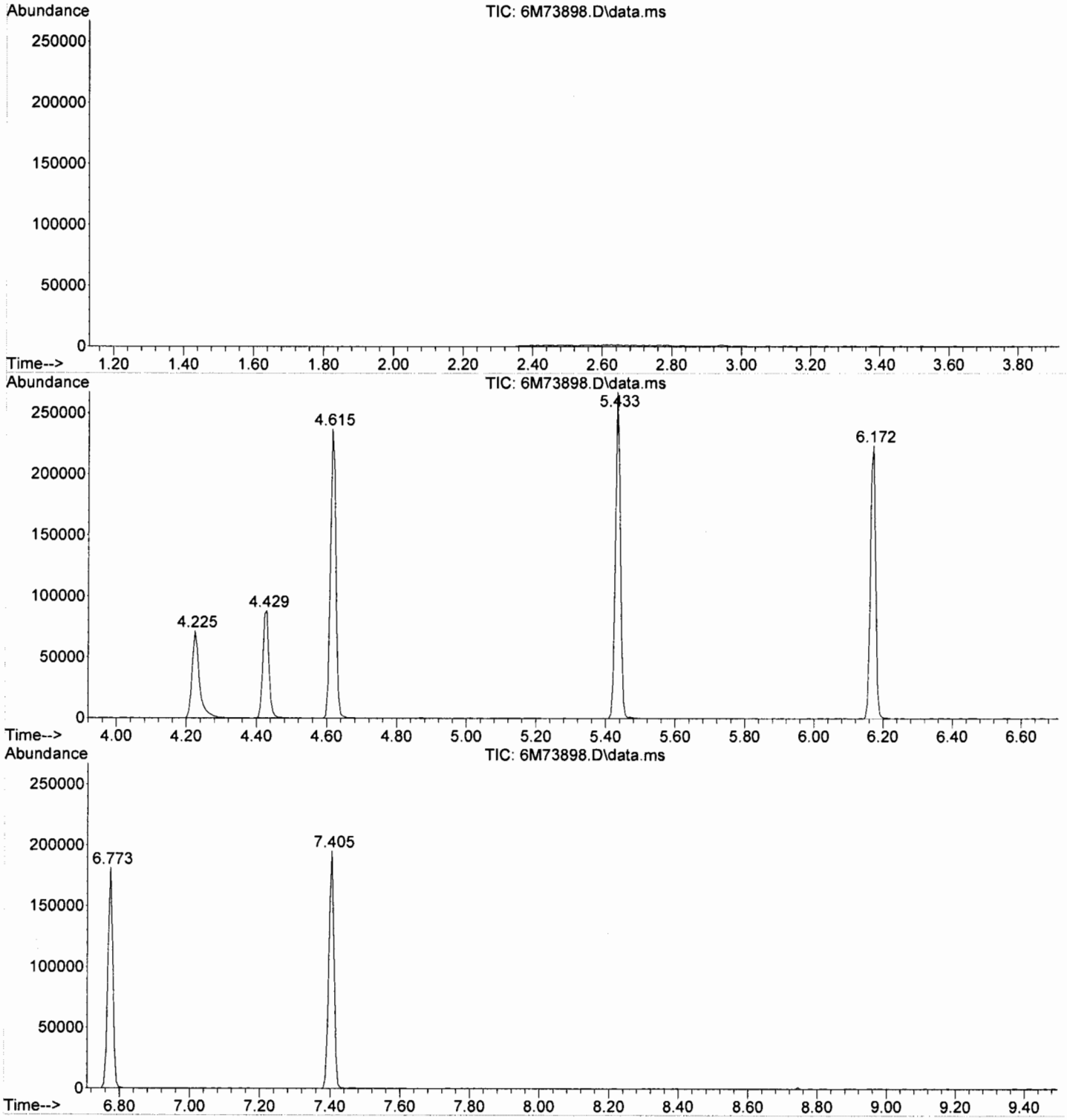

Tentatively Identified Compound (LSC) summary

Data Path : G:\GcMsData\2011\GCMS_6\Data\09-27-11\
Data File : 6M73898.D
Acq On : 27 Sep 2011 14:00
Operator : WP
Sample : AC61718-008
Misc : A,5ML!2
ALS Vial : 52 Sample Multiplier: 1

Quant Method : G:\GcMsData\2011\GCMS_6\MethodQt\6M_A0916.M
Quant Title : @GCMS_6,ug,624,8260

TIC Library : G:\GCMSDATA\WILEY138.L
TIC Integration Parameters: LSCINT.P

					Internal Standard			
TIC Top Hit name	RT	EstConc	Units	Response	# ExpRT	ActRt	Resp	Conc

No Library Search Compounds Detected
****

GC/MS Volatile Data
Standards Data

Form 6
Initial Calibration

Method: EPA 8260B

Instrument: GCMS_6

0103

Level #:	Data File:	Cal Identifier:	Analysis Date/Time	Level #:	Data File:	Cal Identifier:	Analysis Date/Time
1	6M73609.	CAL @ 20 PPB	09/16/11 15:15	2	6M73604.	CAL @ 5 PPB	09/16/11 13:54
3	6M73610.	CAL @ 10 PPB	09/16/11 15:42	4	6M73608.	CAL @ 50 PPB	09/16/11 14:59
5	6M73607.	CAL @ 100 PPB	09/16/11 14:43	6	6M73606.	CAL @ 250 PPB	09/16/11 14:27
7	6M73605.	CAL @ 500 PPB	09/16/11 14:10	8	6M73602.	CAL @ 1 PPB	09/16/11 13:21
9	6M73603.	CAL @ 0.5 PPB	09/16/11 13:37				

Compound	Col	Mr	Fit:	RF1	RF2	RF3	RF4	RF5	RF6	RF7	RF8	RF9	AvgRf	RT	Corr1	Corr2	%Rsd		Calibration Level Concentrations Lvl1	Lvl2	Lvl3	Lvl4	Lvl5	Lvl6	Lvl7	Lvl8	Lvl9
Chlorodifluoromethane	1	0	Avg	0.7766	0.6767	0.6336	0.7715	0.7474	0.7740	0.8069	0.5952	0.5111	0.699	1.45	1.00	1.00	14		20.00	5.00	10.00	50.00	100.0	250.0	500.0	1.00	0.50
Dichlorodifluoromethan	1	0	LinF	0.3414	0.2966	0.2704	0.3399	0.3331	0.3479	0.3875	0.2301	-----	0.318	1.43	0.997	1.00	16		20.00	5.00	10.00	50.00	100.0	250.0	500.0	1.00	
Chloromethane	1	0	LinF	0.4624	0.3813	0.3349	0.4476	0.4405	0.4604	0.5206	0.3356	-----	0.423	1.59	0.997	1.00	16	**(0.100)	20.00	5.00	10.00	50.00	100.0	250.0	500.0	1.00	
Bromomethane	1	0	LinF	0.2359	0.1241	0.1281	0.2567	0.2713	0.2557	-----	0.1073	-----	0.197	1.91	0.999	1.00	37		20.00	5.00	10.00	50.00	100.0	250.0		1.00	
Vinyl Chloride	1	0	Avg	0.4657	0.3774	0.3385	0.4536	0.4274	0.4046	0.4185	0.2983	-----	0.398	1.66	1.00	1.00	14	*(30)	20.00	5.00	10.00	50.00	100.0	250.0	500.0	1.00	
Chloroethane	1	0	Avg	0.2366	0.1889	0.1701	0.2252	0.2183	0.1949	0.1978	0.1607	-----	0.199	2.00	0.999	0.999	13		20.00	5.00	10.00	50.00	100.0	250.0	500.0	1.00	
Trichlorofluoromethane	1	0	LinF	0.4002	0.3248	0.3138	0.4129	0.4163	0.3992	0.4060	0.2445	-----	0.365	2.20	1.00	1.00	17		20.00	5.00	10.00	50.00	100.0	250.0	500.0	1.00	
Ethyl ether	1	0	Avg	0.3219	0.2646	0.3764	0.3225	0.3120	0.2844	0.2726	0.2469	-----	0.300	2.40	0.999	1.00	14		20.00	5.00	10.00	50.00	100.0	250.0	500.0	1.00	
Furan	1	0	Avg	1.0941	0.8205	1.0136	0.9595	0.9915	0.9195	0.8841	0.9232	-----	0.951	2.43	0.999	1.00	8.8		20.00	5.00	10.00	50.00	100.0	250.0	500.0	1.00	
1.1.2-Trichloro-1.2.2-tri	1	0	Avg	0.2219	0.1923	0.2422	0.2139	0.2031	0.1889	0.2250	0.2080	-----	0.212	2.58	0.994	0.999	8.4		20.00	5.00	10.00	50.00	100.0	250.0	500.0	1.00	
Methylene Chloride	1	0	Avg	0.3707	0.3242	0.3056	0.3467	0.3282	0.3231	0.3112	0.3614	-----	0.334	2.93	1.00	1.00	7.0		20.00	5.00	10.00	50.00	100.0	250.0	500.0	1.00	
Acrolein	1	0	Avg	0.0299	0.0260	0.0350	0.0309	0.0302	0.0267	0.0310	0.0243	-----	0.0293	2.49	0.996	0.999	12		100.0	25.00	50.00	250.0	500.0	1250.	2500.	5.00	
Acrylonitrile	1	0	Avg	0.1493	0.1280	0.1357	0.1489	0.1423	0.1435	0.1378	0.1066	-----	0.137	3.11	1.00	1.00	10		20.00	5.00	10.00	50.00	100.0	250.0	500.0	1.00	
Iodomethane	1	0	LinF	0.4808	0.3057	0.4669	0.4042	0.3603	0.4125	0.3856	0.1529	-----	0.371	2.70	0.999	0.999	28		20.00	5.00	10.00	50.00	100.0	250.0	500.0	1.00	
Acetone	1	0	Avg	0.1096	0.1004	0.1257	0.1045	0.1003	0.1083	0.1050	0.1387	-----	0.112	2.59	1.00	1.00	12		100.0	25.00	50.00	250.0	500.0	1250.	2500.	5.00	
Carbon Disulfide	1	0	Avg	0.7824	0.8401	0.8156	0.7370	0.7380	0.9514	0.9268	0.7481	-----	0.817	2.76	0.998	0.998	10		20.00	5.00	10.00	50.00	100.0	250.0	500.0	1.00	
t-Butyl Alcohol	1	0	Avg	0.0304	0.0227	0.0304	0.0304	0.0322	0.0310	0.0293	0.0219	-----	0.0286	3.00	0.999	1.00	14		100.0	25.00	50.00	250.0	500.0	1250.	2500.	5.00	
n-Hexane	1	0	Avg	0.3738	0.2402	0.2934	0.3562	0.3411	0.3405	0.3222	0.2669	-----	0.317	3.38	0.999	1.00	15		20.00	5.00	10.00	50.00	100.0	250.0	500.0	1.00	
Di-isopropyl-ether	1	0	Avg	1.7438	1.2775	1.4143	1.6680	1.6272	1.5531	1.3812	1.2059	-----	1.48	3.53	0.996	1.00	13		20.00	5.00	10.00	50.00	100.0	250.0	500.0	1.00	
1.1-Dichloroethene	1	0	Avg	0.4762	0.3891	0.4713	0.4420	0.4327	0.4555	0.4823	0.4096	-----	0.445	2.58	0.999	1.00	7.5	*(30)	20.00	5.00	10.00	50.00	100.0	250.0	500.0	1.00	
Methyl Acetate	1	0	Avg	0.4069	0.3690	0.4054	0.3821	0.4098	0.4050	----	0.3847	-----	0.395	2.85	1.00	1.00	4.0		20.00	5.00	10.00	50.00	100.0	250.0		1.00	
Methyl-t-butyl ether	1	0	LinF	0.9045	0.6190	0.7260	0.8689	0.8357	0.7915	0.6890	0.5821	0.5884	0.734	3.15	0.995	1.00	17		20.00	5.00	10.00	50.00	100.0	250.0	500.0	1.00	0.50
1.1-Dichloroethane	1	0	Avg	0.7036	0.5905	0.5583	0.6465	0.6234	0.6240	0.5783	0.5511	-----	0.610	3.47	0.999	1.00	8.3	**(0.100)	20.00	5.00	10.00	50.00	100.0	250.0	500.0	1.00	
trans-1.2-Dichloroether	1	0	Avg	0.3285	0.2626	0.2738	0.3006	0.2900	0.2835	0.2552	0.2571	-----	0.281	3.15	0.997	1.00	8.9		20.00	5.00	10.00	50.00	100.0	250.0	500.0	1.00	
cis-1.2-Dichloroethene	1	0	Avg	0.6910	0.5318	0.5655	0.6329	0.6553	0.6391	0.5821	0.5407	-----	0.605	3.91	0.998	1.00	9.6		20.00	5.00	10.00	50.00	100.0	250.0	500.0	1.00	
Bromochloromethane	1	0	Avg	0.3184	0.3157	0.2620	0.2701	0.2890	0.2907	0.3583	0.3047	-----	0.301	4.07	0.992	1.00	10		20.00	5.00	10.00	50.00	100.0	250.0	500.0	1.00	
2.2-Dichloropropane	1	0	Avg	0.4200	0.3637	0.3203	0.3843	0.4110	0.4079	0.3697	0.4006	-----	0.385	3.92	0.997	1.00	8.5		20.00	5.00	10.00	50.00	100.0	250.0	500.0	1.00	
Ethyl acetate	1	0	Avg	0.4896	0.4048	0.4231	0.4595	0.4837	0.4763	0.4443	0.3930	-----	0.447	3.95	0.999	1.00	8.2		20.00	5.00	10.00	50.00	100.0	250.0	500.0	1.00	
1.4-Dioxane	1	0	Avg	0.0027	0.0021	0.0025	0.0027	0.0028	0.0026	0.0023	0.0018	-----	0.00248	4.98	0.994	1.00	14		1000.	250.0	500.0	2500.	5000.	1250	2500	50.00	
1.1-Dichloropropene	1	0	Avg	0.4315	0.3446	0.3366	0.3991	0.4191	0.4027	0.3469	0.3110	-----	0.374	4.34	0.994	1.00	12		20.00	5.00	10.00	50.00	100.0	250.0	500.0	1.00	
Chloroform	1	0	Avg	0.5703	0.4928	0.4640	0.5241	0.5464	0.5404	0.5186	0.5328	-----	0.524	4.12	1.00	1.00	6.3	*(30)	20.00	5.00	10.00	50.00	100.0	250.0	500.0	1.00	
Dibromofluoromethane	1	0	Avg	0.3101	0.3051	0.3028	0.2930	0.2964	0.2904	0.2803	0.3161	0.3050	0.300	4.21	-1	-1	3.7		30.00	30.00	30.00	30.00	30.00	30.00	30.00	30.00	30.00
Cyclohexane	1	0	LinF	0.5345	0.3589	0.3760	0.4996	0.5357	0.5374	0.4920	0.3692	-----	0.463	4.30	0.998	1.00	17		20.00	5.00	10.00	50.00	100.0	250.0	500.0	1.00	
1.2-Dichloroethane-d4	1	0	Avg	0.1768	0.1852	0.1873	0.1725	0.1774	0.1746	0.1656	0.1857	0.1922	0.180	4.42	-1	-1	4.7		30.00	30.00	30.00	30.00	30.00	30.00	30.00	30.00	30.00
1.2-Dichloroethane	1	0	Avg	0.4365	0.4411	0.3949	0.4130	0.4290	0.4091	0.3572	0.4554	0.4202	0.417	4.46	0.995	1.00	6.9		20.00	5.00	10.00	50.00	100.0	250.0	500.0	1.00	0.50
2-Butanone	1	0	Avg	0.2094	0.1643	0.1894	0.1956	0.1970	0.1956	0.1729	0.1906	-----	0.189	3.91	0.996	1.00	7.6		20.00	5.00	10.00	50.00	100.0	250.0	500.0	1.00	
1.1.1-Trichloroethane	1	0	Avg	0.4367	0.4070	0.3579	0.4130	0.4306	0.4368	0.4118	0.3732	-----	0.408	4.25	0.999	1.00	7.1		20.00	5.00	10.00	50.00	100.0	250.0	500.0	1.00	
Carbon Tetrachloride	1	0	Avg	0.3215	0.3060	0.2662	0.3018	0.3250	0.3264	0.2985	0.2988	-----	0.306	4.35	0.998	1.00	6.5		20.00	5.00	10.00	50.00	100.0	250.0	500.0	1.00	
Vinyl Acetate	1	0	LinF	0.8985	0.6503	0.6853	0.8973	0.9484	0.9124	0.9470	0.6432	-----	0.823	3.50	1.00	1.00	17		20.00	5.00	10.00	50.00	100.0	250.0	500.0	1.00	
Bromodichloromethane	1	0	Avg	0.3696	0.3295	0.2956	0.3485	0.3794	0.3883	0.3725	0.3001	0.3116	0.344	5.05	1.00	1.00	10		20.00	5.00	10.00	50.00	100.0	250.0	500.0	1.00	0.50
Methylcyclohexane	1	0	Avg	0.2946	0.2217	0.2180	0.2794	0.2912	0.2753	0.2381	0.1919	----	0.251	4.92	0.994	1.00	15		20.00	5.00	10.00	50.00	100.0	250.0	500.0	1.00	

Flags

a - failed the spcc criteria ** - ccc compound*

b - failed the ccc criteria *** - spcc compound*

c - failed the minimum correlation coeff criteria(if applicable)

Note: Avg Rsd: 12.6

Corr 1 = Correlation Coefficient for linear Eq.

Corr 2 = Correlation Coefficient for quad Eq.

Fit = Indicates whether Avg RF, Linear, or Quadratic Curve was used for compound.

Method: EPA 8260B

Form 6
Initial Calibration

Instrument: GCMS_6

0104

Level #:	Data File:	Cal Identifier:	Analysis Date/Time	Level #:	Data File:	Cal Identifier:	Analysis Date/Time
1	6M73609.	CAL @ 20 PPB	09/16/11 15:15	2	6M73604.	CAL @ 5 PPB	09/16/11 13:54
3	6M73610.	CAL @ 10 PPB	09/16/11 15:42	4	6M73608.	CAL @ 50 PPB	09/16/11 14:59
5	6M73607.	CAL @ 100 PPB	09/16/11 14:43	6	6M73606.	CAL @ 250 PPB	09/16/11 14:27
7	6M73605.	CAL @ 500 PPB	09/16/11 14:10	8	6M73602.	CAL @ 1 PPB	09/16/11 13:21
9	6M73603.	CAL @ 0.5 PPB	09/16/11 13:37				

Compound	Col	Mr	Fit:	RF1	RF2	RF3	RF4	RF5	RF6	RF7	RF8	RF9	AvgRf	RT	Corr1	Corr2	%Rsd		Calibration Level Concentrations Lvl1	Lvl2	Lvl3	Lvl4	Lvl5	Lvl6	Lvl7	Lvl8	Lvl9
Dibromomethane	1	0	Avg	0.2180	0.2099	0.1799	0.1923	0.2030	0.1988	0.1830	0.1849	-----	0.196	4.98	0.998	1.00	6.9		20.00	5.00	10.00	50.00	100.0	250.0	500.0	1.00	
1.2-Dichloropropane	1	0	Avg	0.3385	0.3102	0.2780	0.3212	0.3264	0.3123	0.2642	0.2962	-----	0.306	4.92	0.992	1.00	8.2	*(30)	20.00	5.00	10.00	50.00	100.0	250.0	500.0	1.00	
Trichloroethene	1	0	Avg	0.2895	0.2620	0.2326	0.2633	0.2850	0.2832	0.2582	0.2514	-----	0.266	4.81	0.998	1.00	7.3		20.00	5.00	10.00	50.00	100.0	250.0	500.0	1.00	
Benzene	1	0	Avg	1.1881	1.1460	1.0025	1.1059	1.1466	1.0475	0.8740	1.1632	0.9883	1.07	4.46	0.990	1.00	9.6		20.00	5.00	10.00	50.00	100.0	250.0	500.0	1.00	0.50
tert-Amyl methyl ether	1	0	Avg	0.7831	0.6529	0.6428	0.7433	0.8087	0.7814	0.7012	0.5601	-----	0.709	4.52	0.997	1.00	12		20.00	5.00	10.00	50.00	100.0	250.0	500.0	1.00	
Iso-propylacetate	1	0	Avg	1.2377	1.0781	1.1169	1.2029	1.3041	1.1929	1.0989	1.0239	-----	1.16	4.48	0.998	1.00	8.0		20.00	5.00	10.00	50.00	100.0	250.0	500.0	1.00	
Methyl methacrylate	1	0	Avg	0.6173	0.5355	0.5309	0.6160	0.6700	0.6493	0.6271	0.4084	-----	0.582	4.96	1.00	1.00	15		20.00	5.00	10.00	50.00	100.0	250.0	500.0	1.00	
Dibromochloromethane	1	0	Avg	0.4062	0.3724	0.3207	0.3959	0.4336	0.4458	0.4402	0.3192	-----	0.392	5.86	1.00	1.00	13		20.00	5.00	10.00	50.00	100.0	250.0	500.0	1.00	
2-Chloroethylvinylether	1	0	LinF	0.2742	0.2248	0.2302	0.2804	0.3113	0.3120	0.3037	0.1550	-----	0.262	5.19	1.00	1.00	21		20.00	5.00	10.00	50.00	100.0	250.0	500.0	1.00	
cis-1.3-Dichloropropen	1	0	LinF	0.6516	0.5877	0.5102	0.6327	0.7019	0.7046	0.6757	0.4394	-----	0.613	5.28	0.999	1.00	16		20.00	5.00	10.00	50.00	100.0	250.0	500.0	1.00	
trans-1.3-Dichloroprope	1	0	Avg	0.5616	0.4942	0.4564	0.5473	0.6087	0.6184	0.6040	0.4397	-----	0.541	5.55	1.00	1.00	13		20.00	5.00	10.00	50.00	100.0	250.0	500.0	1.00	
Ethyl methacrylate	1	0	LinF	0.6630	0.4828	0.5318	0.6541	0.7370	0.6963	0.6803	0.4552	-----	0.613	5.58	1.00	1.00	17		20.00	5.00	10.00	50.00	100.0	250.0	500.0	1.00	
1.1.2-Trichloroethane	1	0	Avg	0.3360	0.3569	0.2908	0.3191	0.3392	0.3312	0.3201	0.2778	-----	0.321	5.65	1.00	1.00	8.1		20.00	5.00	10.00	50.00	100.0	250.0	500.0	1.00	
1.2-Dibromoethane	1	0	Avg	0.3606	0.3482	0.2999	0.3449	0.3735	0.3814	0.3765	0.2935	-----	0.347	5.93	1.00	1.00	9.7		20.00	5.00	10.00	50.00	100.0	250.0	500.0	1.00	
1.3-Dichloropropane	1	0	Avg	0.6433	0.6523	0.5509	0.6016	0.6299	0.5857	0.5229	0.5677	-----	0.594	5.74	0.996	1.00	7.7		20.00	5.00	10.00	50.00	100.0	250.0	500.0	1.00	
4-Methyl-2-Pentanone	1	0	LinF	0.5629	0.4947	0.5254	0.5902	0.6594	0.6557	0.6482	0.3683	-----	0.563	5.34	1.00	1.00	18		20.00	5.00	10.00	50.00	100.0	250.0	500.0	1.00	
2-Hexanone	1	0	Avg	0.4109	0.3280	0.3563	0.4038	0.4543	0.4369	0.4289	0.2906	-----	0.389	5.76	1.00	1.00	15		20.00	5.00	10.00	50.00	100.0	250.0	500.0	1.00	
Tetrachloroethene	1	0	Avg	0.3358	0.3296	0.2760	0.3233	0.3287	0.3114	0.2815	0.3123	-----	0.312	5.74	0.997	1.00	7.2		20.00	5.00	10.00	50.00	100.0	250.0	500.0	1.00	
Toluene-d8	1	0	Avg	1.3841	1.4441	1.3732	1.3869	1.3943	1.3613	1.4428	1.3560	1.3414	1.39	5.43	-1	-1	2.6		30.00	30.00	30.00	30.00	30.00	30.00	30.00	30.00	30.00
Toluene	1	0	Avg	0.9675	1.0089	0.7972	0.9265	0.9689	0.9040	0.8117	0.9130	-----	0.912	5.46	0.997	1.00	8.2	*(30)	20.00	5.00	10.00	50.00	100.0	250.0	500.0	1.00	
1.1.1.2-Tetrachloroetha	1	0	Avg	0.3503	0.3556	0.2815	0.3349	0.3462	0.3429	0.3141	0.3354	-----	0.333	6.21	0.998	1.00	7.3		20.00	5.00	10.00	50.00	100.0	250.0	500.0	1.00	
Chlorobenzene	1	0	Avg	1.0287	1.0123	0.8671	0.9692	1.0059	0.9794	0.8991	0.9314	-----	0.962	6.18	0.998	1.00	6.0	**(0.300)	20.00	5.00	10.00	50.00	100.0	250.0	500.0	1.00	
n-Butyl acrylate	1	0	LinF	1.8840	1.2659	1.4852	1.9253	2.1966	2.1301	2.0725	1.0332	-----	1.75	6.42	1.00	1.00	25		20.00	5.00	10.00	50.00	100.0	250.0	500.0	1.00	
n-Amyl acetate	1	0	LinF	2.1971	1.7125	1.8748	2.1531	2.4350	2.2478	2.2214	1.3771	-----	2.03	6.54	1.00	1.00	17		20.00	5.00	10.00	50.00	100.0	250.0	500.0	1.00	
Bromoform	1	0	Avg	0.5508	0.5063	0.4642	0.5505	0.6364	0.6462	0.6627	0.4836	-----	0.563	6.60	1.00	1.00	14	**(0.100)	20.00	5.00	10.00	50.00	100.0	250.0	500.0	1.00	
Ethylbenzene	1	0	LinF	1.0209	0.7887	0.7510	0.8860	0.9750	0.8614	-----	0.8224	-----	0.872	6.23	0.997	0.999	11	*(30)	20.00	5.00	10.00	50.00	100.0	250.0		1.00	
1.1.2.2-Tetrachloroetha	1	0	Avg	0.9315	0.8184	0.8202	0.8202	0.8605	0.8908	0.8394	0.9710	-----	0.869	6.81	0.999	1.00	6.6	**(0.300)	20.00	5.00	10.00	50.00	100.0	250.0	500.0	1.00	
Bromofluorobenzene	1	0	Avg	0.9578	0.9332	0.9610	0.9564	0.9745	0.9952	1.0288	1.0067	0.9879	0.978	6.77	-1	-1	3.0		30.00	30.00	30.00	30.00	30.00	30.00	30.00	30.00	30.00
Styrene	1	0	Avg	2.1730	1.7739	1.7670	1.9663	1.9788	1.7490	1.4354	1.5235	-----	1.80	6.50	0.987	1.00	14		20.00	5.00	10.00	50.00	100.0	250.0	500.0	1.00	
m&p-Xylenes	1	0	Avg	1.2567	1.1245	1.0520	1.1314	1.1869	0.9854	0.8012	1.0287	0.8186	1.04	6.28	0.984	1.00	15		40.00	10.00	20.00	100.0	200.0	500.0	1000.	2.00	1.00
o-Xylene	1	0	Avg	1.2157	0.9950	0.9808	1.0846	1.1195	0.9854	0.7987	0.9843	-----	1.02	6.49	0.986	1.00	12		20.00	5.00	10.00	50.00	100.0	250.0	500.0	1.00	
trans-1.4-Dichloro-2-bu	1	0	Avg	0.4433	0.3842	0.3696	0.4334	0.4592	0.4125	0.3660	0.3616	-----	0.404	6.84	0.995	1.00	9.5		20.00	5.00	10.00	50.00	100.0	250.0	500.0	1.00	
1.3-Dichlorobenzene	1	0	Avg	1.5120	1.4059	1.3136	1.3843	1.4571	1.2861	1.0474	1.3460	-----	1.34	7.36	0.987	1.00	10		20.00	5.00	10.00	50.00	100.0	250.0	500.0	1.00	
1.4-Dichlorobenzene	1	0	Avg	1.5490	1.4593	1.2864	1.3916	1.5158	1.4466	1.2766	1.4858	-----	1.43	7.41	0.996	1.00	7.1		20.00	5.00	10.00	50.00	100.0	250.0	500.0	1.00	
1.2-Dichlorobenzene	1	0	Avg	1.4260	1.3450	1.1868	1.3092	1.4462	1.3680	1.2289	1.1700	-----	1.31	7.62	0.997	1.00	8.1		20.00	5.00	10.00	50.00	100.0	250.0	500.0	1.00	
Isopropylbenzene	1	0	Avg	2.9286	2.2753	2.3254	2.7381	3.0971	2.7691	2.5138	1.9680	-----	2.58	6.68	0.996	1.00	15		20.00	5.00	10.00	50.00	100.0	250.0	500.0	1.00	
Cyclohexanone	1	0	LinF	0.0368	0.0266	0.0304	0.0351	0.0414	0.0371	0.0373	0.0181	-----	0.0329	6.73	0.999	0.999	23		100.0	25.00	50.00	250.0	500.0	1250.	2500.	5.00	
Camphene	1	0	Avg	0.7628	0.5216	0.5942	0.7015	0.7153	0.6721	0.5786	0.5081	-----	0.632	6.84	0.993	1.00	15		20.00	5.00	10.00	50.00	100.0	250.0	500.0	1.00	
1.2.3-Trichloropropane	1	0	Avg	1.1134	1.0079	0.9541	1.0339	1.0981	0.9829	0.8409	1.1552	-----	1.02	6.85	0.992	1.00	9.9		20.00	5.00	10.00	50.00	100.0	250.0	500.0	1.00	
2-Chlorotoluene	1	0	Avg	2.4601	2.3992	2.2938	2.4045	2.4735	1.9256	-----	2.3785	-----	2.33	6.95	0.987	0.999	8.1		20.00	5.00	10.00	50.00	100.0	250.0		1.00	
p-Ethyltoluene	1	0	Avg	3.5481	2.6757	2.7549	3.0174	3.2091	2.8975	2.2611	2.4842	-----	2.86	6.95	0.981	1.00	14		20.00	5.00	10.00	50.00	100.0	250.0	500.0	1.00	

Flags

a - failed the spcc criteria ** - ccc compound*
b - failed the ccc criteria *** - spcc compound*
c - failed the minimum correlation coeff criteria(if applicable)

Note: Avg Rsd: 12.6

Corr 1 = Correlation Coefficient for linear Eq.
Corr 2 = Correlation Coefficient for quad Eq.
Fit = Indicates whether Avg RF, Linear, or Quadratic Curve was used for compound.

Form 6
Initial Calibration

Method: EPA 8260B

Instrument: GCMS_6

0105

Level #:	Data File:	Cal Identifier:	Analysis Date/Time	Level #:	Data File:	Cal Identifier:	Analysis Date/Time
1	6M73609.	CAL @ 20 PPB	09/16/11 15:15	2	6M73604.	CAL @ 5 PPB	09/16/11 13:54
3	6M73610.	CAL @ 10 PPB	09/16/11 15:42	4	6M73608.	CAL @ 50 PPB	09/16/11 14:59
5	6M73607.	CAL @ 100 PPB	09/16/11 14:43	6	6M73606.	CAL @ 250 PPB	09/16/11 14:27
7	6M73605.	CAL @ 500 PPB	09/16/11 14:10	8	6M73602.	CAL @ 1 PPB	09/16/11 13:21
9	6M73603.	CAL @ 0.5 PPB	09/16/11 13:37				

Compound	Col	Mr	Fit:	RF1	RF2	RF3	RF4	RF5	RF6	RF7	RF8	RF9	AvgRf	RT	Corr1	Corr2	%Rsd	Calibration Level Concentrations Lvl1	Lvl2	Lvl3	Lvl4	Lvl5	Lvl6	Lvl7	Lvl8	Lvl9
4-Chlorotoluene	1	0	Avg	2.4771	2.3328	2.1283	2.2839	2.3146	2.2238	1.9432	2.0109	----	2.21	7.01	0.995	1.00	8.0	20.00	5.00	10.00	50.00	100.0	250.0	500.0	1.00	
n-Propylbenzene	1	0	Avg	3.5807	2.9478	2.9069	3.2706	3.5181	3.2510	2.9593	2.6824	----	3.14	6.89	0.997	1.00	10	20.00	5.00	10.00	50.00	100.0	250.0	500.0	1.00	
Bromobenzene	1	0	Avg	2.1497	1.8992	1.8469	1.9645	2.0335	1.8890	1.7079	1.8940	----	1.92	6.86	0.997	1.00	6.8	20.00	5.00	10.00	50.00	100.0	250.0	500.0	1.00	
1.3.5-Trimethylbenzene	1	0	Avg	2.3086	2.0757	2.0363	2.2290	2.3880	1.9692	1.7687	1.7365	----	2.06	6.98	0.994	0.999	12	20.00	5.00	10.00	50.00	100.0	250.0	500.0	1.00	
Butyl methacrylate	1	0	Avg	1.9337	1.5553	1.6242	1.8214	1.9683	1.7772	1.5972	1.3216	----	1.70	7.00	0.996	1.00	13	20.00	5.00	10.00	50.00	100.0	250.0	500.0	1.00	
t-Butylbenzene	1	0	LinF	2.0430	1.4507	1.5958	1.9255	2.1114	1.9665	1.7820	1.0731	----	1.74	7.17	0.997	1.00	20	20.00	5.00	10.00	50.00	100.0	250.0	500.0	1.00	
1.2.4-Trimethylbenzene	1	0	LinF	2.5560	1.9764	2.0450	2.3664	2.5834	2.3650	2.0980	1.5664	----	2.19	7.19	0.995	1.00	16	20.00	5.00	10.00	50.00	100.0	250.0	500.0	1.00	
sec-Butylbenzene	1	0	LinF	2.5221	1.9111	1.9774	2.3524	2.4689	2.3959	2.1273	1.5228	----	2.16	7.29	0.996	1.00	16	20.00	5.00	10.00	50.00	100.0	250.0	500.0	1.00	
4-Isopropyltoluene	1	0	LinF	2.0501	1.4630	1.6453	1.8973	2.0266	1.7762	----	1.1042	----	1.71	7.36	0.997	1.00	20	20.00	5.00	10.00	50.00	100.0	250.0		1.00	
n-Butylbenzene	1	0	Avg	2.4229	1.7540	1.8850	2.1838	2.2815	2.1896	1.9413	1.4806	----	2.02	7.58	0.996	1.00	15	20.00	5.00	10.00	50.00	100.0	250.0	500.0	1.00	
p-Diethylbenzene	1	0	LinF	1.1168	0.7350	0.7966	1.0372	1.1271	1.0902	0.9643	0.6567	----	0.941	7.57	0.996	1.00	20	20.00	5.00	10.00	50.00	100.0	250.0	500.0	1.00	
1.2.4.5-Tetramethylber	1	0	Qua	1.8096	1.0432	1.2549	1.8550	2.0385	2.0430	1.6552	0.8342	----	1.57	8.02	0.988	0.999	30	20.00	5.00	10.00	50.00	100.0	250.0	500.0	1.00	
1.2-Dibromo-3-Chloropr	1	0	LinF	0.1496	0.1099	0.1356	0.1516	0.1636	0.1783	0.1620	0.0436	----	0.137	8.05	0.998	0.999	31	20.00	5.00	10.00	50.00	100.0	250.0	500.0	1.00	
Camphor	1	0	Qua	0.0578	0.0283	0.0440	0.0585	0.0685	0.0695	0.0559	0.0230	0.0061	0.0458	8.48	0.987	0.999	48	200.0	50.00	100.0	500.0	1000.	2500.	5000.	10.00	5.00
Hexachlorobutadiene	1	0	Avg	0.4190	0.2839	0.3389	0.3602	0.3648	0.3723	0.2940	0.3705	----	0.350	8.63	0.985	0.999	13	20.00	5.00	10.00	50.00	100.0	250.0	500.0	1.00	
1.2.4-Trichlorobenzene	1	0	LinF	0.9341	0.6265	0.7151	0.8328	0.8822	0.8768	0.7413	0.4873	----	0.762	8.53	0.993	1.00	20	20.00	5.00	10.00	50.00	100.0	250.0	500.0	1.00	
1.2.3-Trichlorobenzene	1	0	LinF	0.7881	0.5925	0.6020	0.7418	0.8043	0.7969	0.6737	0.5103	----	0.689	8.83	0.992	1.00	16	20.00	5.00	10.00	50.00	100.0	250.0	500.0	1.00	
Naphthalene	1	0	LinF	1.7468	1.1348	1.4193	1.7716	1.9615	1.8970	1.6125	0.8712	----	1.55	8.68	0.992	1.00	25	20.00	5.00	10.00	50.00	100.0	250.0	500.0	1.00	

Flags

a - failed the spcc criteria ** - ccc compound*

b - failed the ccc criteria *** - spcc compound*

c - failed the minimum correlation coeff criteria(if applicable)

Note: Avg Rsd: 12.6

Corr 1 = Correlation Coefficient for linear Eq.

Corr 2 = Correlation Coefficient for quad Eq.

Fit = Indicates whether Avg RF, Linear, or Quadratic Curve was used for compound.

Quantitation Report (QT Reviewed)

SampleID : CAL @ 20 PPB Operator : WP Qt Meth : 6M_A0916.M
Data File: 6M73609.D Sam Mult : 1 Vial# : 13 Qt On : 09/16/11 15:46
Acq On : 09/16/11 15:15 Misc : A,5ML Qt Upd On: 09/16/11 13:38

Data Path : G:\GcMsData\2011\GCMS_6\Data\09-16-11\
Qt Path : G:\GcMsData\2011\GCMS_6\MethodQt\
Qt Resp Via : Initial Calibration

Compound	R.T.	QIon	Response	Conc	Units	Dev(Min)
Internal Standards						
4) Fluorobenzene	4.609	96	116836	30.00	ug/l	0.00
51) Chlorobenzene-d5	6.165	117	77633	30.00	ug/l	0.00
69) 1,4-Dichlorobenzene-d4	7.398	152	38047	30.00	ug/l	0.00
System Monitoring Compounds						
36) Dibromofluoromethane	4.212	111	36234	32.17	ug/l	-0.01
Spiked Amount 30.000			Recovery = 107.23%			
38) 1,2-Dichloroethane-d4	4.416	67	20658	30.28	ug/l	0.00
Spiked Amount 30.000			Recovery = 100.93%			
65) Toluene-d8	5.426	98	107456	29.59	ug/l	0.00
Spiked Amount 30.000			Recovery = 98.63%			
75) Bromofluorobenzene	6.767	174	36443	29.91	ug/l	0.00
Spiked Amount 30.000			Recovery = 99.70%			
Target Compounds						Qvalue
5) Chlorodifluoromethane	1.448	51	60491	20.2161	ug/l	79
6) Dichlorodifluoromethane	1.431	85	26595	16.2319	ug/l	81
7) Chloromethane	1.592	50	36018	24.8327	ug/l	76
8) Bromomethane	1.914	94	18377	31.7158	ug/l	73
9) Vinyl Chloride	1.661	62	36280	25.2241	ug/l	96
10) Chloroethane	1.995	64	18431	26.8265	ug/l	91
11) Trichlorofluoromethane	2.197	101	31173	24.1528	ug/l	86
12) Ethyl ether	2.396	59	25075	16.9713	ug/l	89
13) Furan	2.433	39	85226	18.4814	ug/l	76
14) 1,1,2-Trichloro-1,2,2-...	2.583	101	17291	15.7499	ug/l	95
15) Methylene Chloride	2.931	84	28877	20.8922	ug/l	78
16) Acrolein	2.487	56	11655	69.4388	ug/l	99
17) Acrylonitrile	3.106	53	11629	20.0020	ug/l	93
18) Iodomethane	2.697	142	37455	26.2411	ug/l	86
19) Acetone	2.595	43	42694	64.6880	ug/l	95
20) Carbon Disulfide	2.763	76	60949	16.2700	ug/l	100
21) t-Butyl Alcohol	2.998	59	11840	104.9626	ug/l	92
22) n-Hexane	3.376	57	29117	21.8144	ug/l	88
23) Di-isopropyl-ether	3.533	45	135826	21.9503	ug/l	80
24) 1,1-Dichloroethene	2.583	61	37095	17.0632	ug/l	95
25) Methyl Acetate	2.847	43	31698	18.1277	ug/l	100
26) Methyl-t-butyl ether	3.154	73	70458	23.1620	ug/l	75
27) 1,1-Dichloroethane	3.472	63	54807	22.8421	ug/l	96
28) trans-1,2-Dichloroethene	3.154	96	25594	23.8630	ug/l	87
29) cis-1,2-Dichloroethene	3.911	61	53826	22.4756	ug/l	97
30) Bromochloromethane	4.074	49	24803	19.5653	ug/l	84
31) 2,2-Dichloropropane	3.923	77	32716	23.1660	ug/l	96
32) Ethyl acetate	3.947	43	38138	20.2269	ug/l	88
33) 1,4-Dioxane	4.981	88	10759	1074.0251	ug/l	51
34) 1,1-Dichloropropene	4.344	75	33617	23.3702	ug/l	97
35) Chloroform	4.116	83	44425	22.5327	ug/l	81
37) Cyclohexane	4.296	56	41635	21.2436	ug/l	97
39) 1,2-Dichloroethane	4.458	62	34001	20.8782	ug/l	92
40) 2-Butanone	3.911	43	16317	20.4994	ug/l	85
41) 1,1,1-Trichloroethane	4.248	97	34018	22.8179	ug/l	98
42) Carbon Tetrachloride	4.350	117	25044	22.2365	ug/l	90
43) Vinyl Acetate	3.503	43	69991	20.7353	ug/l	100
44) Bromodichloromethane	5.053	83	28792	20.5999	ug/l	92
45) Methylcyclohexane	4.921	83	22950	21.8383	ug/l	98
46) Dibromomethane	4.981	174	16980	24.0869	ug/l	91
47) 1,2-Dichloropropane	4.915	63	26373	21.9538	ug/l	96
48) Trichloroethene	4.807	130	22553	22.2174	ug/l	97
49) Benzene	4.464	78	92548	22.6257	ug/l	100
50) tert-Amyl methyl ether	4.518	73	60997	21.1322	ug/l	94
52) Iso-propylacetate	4.476	43	64062	21.2534	ug/l	90
53) Methyl methacrylate	4.957	41	31950	20.0515	ug/l	85
54) Dibromochloromethane	5.859	129	21026	20.7210	ug/l	94
55) 2-Chloroethylvinylether	5.192	63	14195	20.3975	ug/l	82
56) cis-1,3-Dichloropropene	5.276	75	33727	20.9984	ug/l	92
57) trans-1,3-Dichloropropene	5.552	75	29069	20.5827	ug/l	99
58) Ethyl methacrylate	5.582	41	34317	20.1651	ug/l	98
59) 1,1,2-Trichloroethane	5.649	97	17394	20.0870	ug/l	92
60) 1,2-Dibromoethane	5.931	107	18666	20.6091	ug/l	99
61) 1,3-Dichloropropane	5.739	76	33296	21.8956	ug/l	95
62) 4-Methyl-2-Pentanone	5.342	43	29137	18.8550	ug/l	94
63) 2-Hexanone	5.757	43	21268	20.9114	ug/l	89
64) Tetrachloroethene	5.745	164	17382	21.6666	ug/l	98
66) Toluene	5.462	92	50074	21.2118	ug/l	93
67) 1,1,1,2-Tetrachloroethane	6.214	133	18132	22.3664	ug/l	88

Quantitation Report (QT Reviewed)

SampleID : CAL @ 20 PPB Operator : WP Qt Meth : 6M_A0916.M
Data File: 6M73609.D Sam Mult : 1 Vial# : 13 Qt On : 09/16/11 15:46
Acq On : 09/16/11 15:15 Misc : A,5ML Qt Upd On: 09/16/11 13:38

Data Path : G:\GcMsData\2011\GCMS_6\Data\09-16-11\
Qt Path : G:\GcMsData\2011\GCMS_6\MethodQt\
Qt Resp Via : Initial Calibration

	Compound	R.T.	QIon	Response	Conc	Units	Dev(Min)
68)	Chlorobenzene	6.178	112	53244	21.1066	ug/l	98
70)	n-Butyl acrylate	6.424	55	47788	19.6031	ug/l	93
71)	n-Amyl acetate	6.538	43	55729	19.8838	ug/l	96
72)	Bromoform	6.604	173	13973	19.7985	ug/l	97
73)	Ethylbenzene	6.226	106	25896	23.0338	ug/l	96
74)	1,1,2,2-Tetrachloroethane	6.815	83	23628	22.4725	ug/l	82
76)	Styrene	6.496	104	55119	23.3332	ug/l	96
77)	m&p-Xylenes	6.280	106	63756	47.0324	ug/l	98
78)	o-Xylene	6.490	106	30837	22.6633	ug/l	93
79)	trans-1,4-Dichloro-2-b...	6.839	53	11246	19.9806	ug/l	77
80)	1,3-Dichlorobenzene	7.362	146	38352	23.1351	ug/l	88
81)	1,4-Dichlorobenzene	7.410	146	39291	22.1594	ug/l	93
82)	1,2-Dichlorobenzene	7.620	146	36170	22.5632	ug/l	89
83)	Isopropylbenzene	6.676	105	74284	22.5389	ug/l	95
84)	Cyclohexanone	6.731	55	4677	102.9476	ug/l	89
85)	Camphene	6.845	93	19349	20.6530	ug/l	95
86)	1,2,3-Trichloropropane	6.851	75	28243	21.2573	ug/l	81
87)	2-Chlorotoluene	6.953	91	62400	21.1678	ug/l	96
88)	p-Ethyltoluene	6.953	105	89998	24.0254	ug/l	78
89)	4-Chlorotoluene	7.013	91	62832	22.4115	ug/l	91
90)	n-Propylbenzene	6.893	91	90824	21.7864	ug/l	100
91)	Bromobenzene	6.857	77	54528	21.7772	ug/l	92
92)	1,3,5-Trimethylbenzene	6.983	105	58557	21.4455	ug/l	89
93)	Butyl methacrylate	6.995	41	49048	21.2718	ug/l	86
94)	t-Butylbenzene	7.169	119	51821	22.6057	ug/l	86
95)	1,2,4-Trimethylbenzene	7.193	105	64832	23.6110	ug/l	93
96)	sec-Butylbenzene	7.290	105	63973	22.7677	ug/l	98
97)	4-Isopropyltoluene	7.356	119	52000	24.2415	ug/l	92
98)	n-Butylbenzene	7.584	91	61457	24.2268	ug/l	85
99)	p-Diethylbenzene	7.572	119	28329	22.5937	ug/l	94
100)	1,2,4,5-Tetramethylben...	8.017	119	45900	21.4441	ug/l	90
101)	1,2-Dibromo-3-Chloropr...	8.053	157	3795	21.9372	ug/l	67
102)	Camphor	8.480	95	14668	204.9720	ug/l	93
103)	Hexachlorobutadiene	8.630	225	10629	26.6046	ug/l	98
104)	1,2,4-Trichlorobenzene	8.534	180	23694	24.8574	ug/l	93
105)	1,2,3-Trichlorobenzene	8.828	180	19992	23.5289	ug/l	95
106)	Naphthalene	8.684	128	44309	22.2542	ug/l	100

(#) = qualifier out of range (m) = manual integration (+) = signals summed

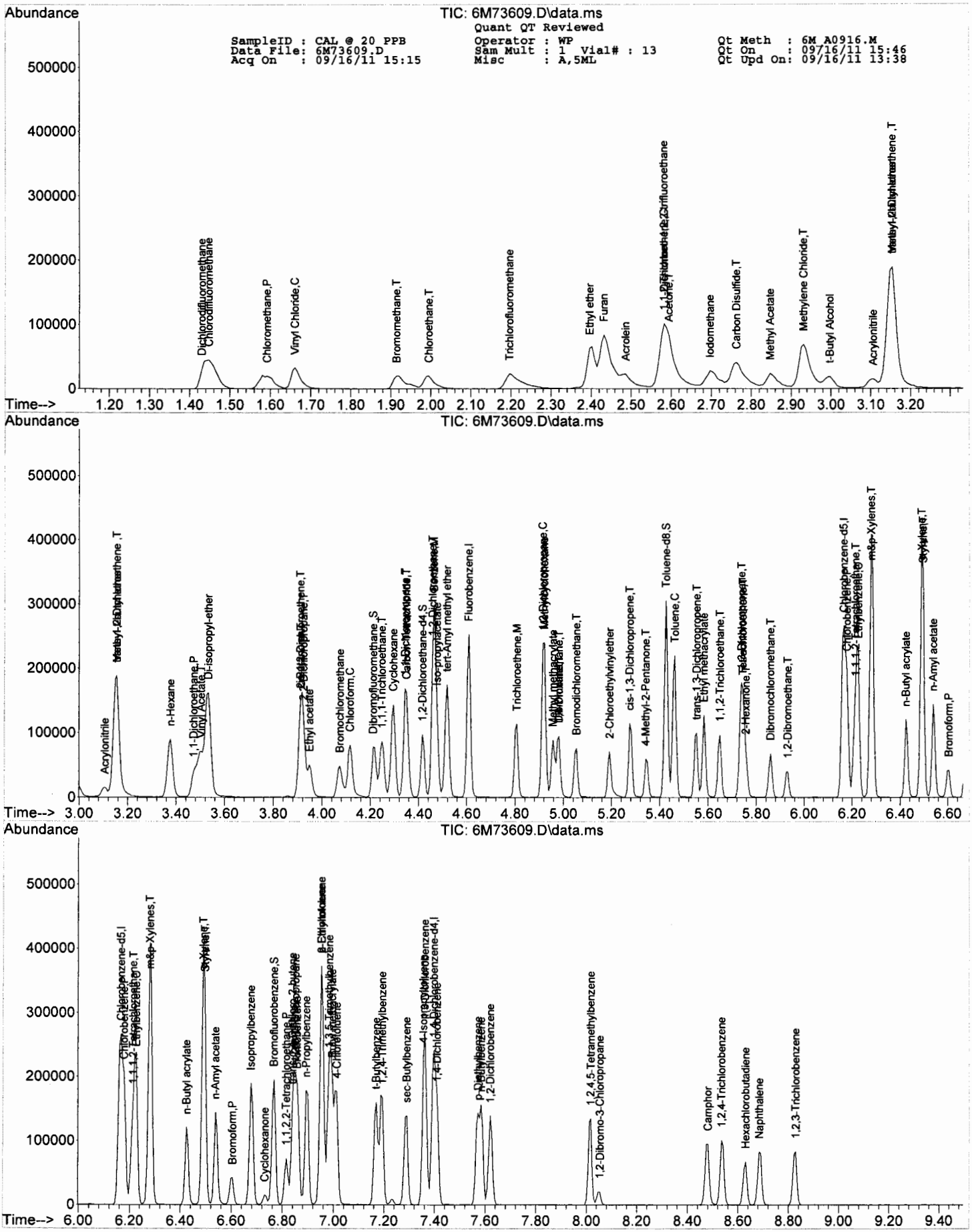
Abundance
TIC: 6M73609.D\data.ms
Quant QT Reviewed
SampleID : CAL @ 20 PPB
Data File: 6M73609.D
Acq On : 09/16/11 15:15
Operator : WP
Sam Mult : 1 Vial# : 13
Misc : A,5ML
Qt Meth : 6M_A0916.M
Qt On : 09/16/11 15:46
Qt Upd On: 09/16/11 13:38
Time-->

Quantitation Report (QT Reviewed)

SampleID : CAL @ 5 PPB Operator : WP Qt Meth : 6M_A0916.M
Data File: 6M73604.D Sam Mult : 1 Vial# : 8 Qt On : 09/16/11 15:55
Acq On : 09/16/11 13:54 Misc : A,5ML Qt Upd On: 09/16/11 13:38

Data Path : G:\GcMsData\2011\GCMS_6\Data\09-16-11\
Qt Path : G:\GcMsData\2011\GCMS_6\MethodQt\
Qt Resp Via : Initial Calibration

Compound	R.T.	QIon	Response	Conc	Units	Dev(Min)
Internal Standards						
4) Fluorobenzene	4.610	96	136665	30.00	ug/l	0.00
51) Chlorobenzene-d5	6.161	117	84292	30.00	ug/l	0.00
69) 1,4-Dichlorobenzene-d4	7.393	152	40490	30.00	ug/l	0.00
System Monitoring Compounds						
36) Dibromofluoromethane	4.213	111	41706	31.66	ug/l	-0.01
Spiked Amount 30.000			Recovery = 105.53%			
38) 1,2-Dichloroethane-d4	4.418	67	25322	31.73	ug/l	0.00
Spiked Amount 30.000			Recovery = 105.77%			
65) Toluene-d8	5.428	98	121730	30.88	ug/l	0.00
Spiked Amount 30.000			Recovery = 102.93%			
75) Bromofluorobenzene	6.768	174	37787	29.14	ug/l	0.00
Spiked Amount 30.000			Recovery = 97.13%			
Target Compounds						Qvalue
5) Chlorodifluoromethane	1.459	51	15415	4.4042	ug/l	79
6) Dichlorodifluoromethane	1.442	85	6757	3.5257	ug/l	85
7) Chloromethane	1.603	50	8687	5.1203	ug/l	82
8) Bromomethane	1.914	94	2827	4.1711	ug/l	66
9) Vinyl Chloride	1.661	62	8597	5.1099	ug/l	98
10) Chloroethane	1.995	64	4303	5.3543	ug/l	91
11) Trichlorofluoromethane	2.196	101	7399	4.9010	ug/l	93
12) Ethyl ether	2.398	59	6027	3.4874	ug/l	87
13) Furan	2.428	39	18691	3.4651	ug/l	77
14) 1,1,2-Trichloro-1,2,2-...	2.578	101	4381	3.4115	ug/l	95
15) Methylene Chloride	2.927	84	7386	4.5684	ug/l	92
16) Acrolein	2.488	56	2966	15.1071	ug/l	91
17) Acrylonitrile	3.101	53	2917	4.2893	ug/l	98
18) Iodomethane	2.693	142	6963	4.1705	ug/l	84
19) Acetone	2.602	43	11442	14.8210	ug/l	95
20) Carbon Disulfide	2.759	76	19137	4.3673	ug/l	100
21) t-Butyl Alcohol	2.999	59	2587	19.6064	ug/l	100
22) n-Hexane	3.378	57	5472	3.5048	ug/l	92
23) Di-isopropyl-ether	3.528	45	29099	4.0203	ug/l	77
24) 1,1-Dichloroethene	2.584	61	8863	3.4853	ug/l	89
25) Methyl Acetate	2.849	43	8407	4.1103	ug/l	100
26) Methyl-t-butyl ether	3.149	73	14101	3.9629	ug/l	84
27) 1,1-Dichloroethane	3.474	63	13452	4.7930	ug/l	95
28) trans-1,2-Dichloroethene	3.149	96	5983	4.7690	ug/l	90
29) cis-1,2-Dichloroethene	3.913	61	12113	4.3240	ug/l	94
30) Bromochloromethane	4.069	49	7191	4.8494	ug/l	71
31) 2,2-Dichloropropane	3.919	77	8285	5.0154	ug/l	95
32) Ethyl acetate	3.949	43	9221m	4.1809	ug/l	
33) 1,4-Dioxane	4.983	88	2418	206.3565	ug/l	61
34) 1,1-Dichloropropene	4.346	75	7851	4.6660	ug/l	95
35) Chloroform	4.117	83	11225	4.8673	ug/l	100
37) Cyclohexane	4.292	56	8176	3.5664	ug/l	95
39) 1,2-Dichloroethane	4.460	62	10048	5.2747	ug/l	97
40) 2-Butanone	3.907	43	3743	4.0201	ug/l	90
41) 1,1,1-Trichloroethane	4.243	97	9272	5.3169	ug/l	91
42) Carbon Tetrachloride	4.352	117	6972	5.2922	ug/l	97
43) Vinyl Acetate	3.504	43	14813	3.7517	ug/l	100
44) Bromodichloromethane	5.049	83	7507	4.5918	ug/l	93
45) Methylcyclohexane	4.917	83	5050	4.1082	ug/l	96
46) Dibromomethane	4.977	174	4782	5.7993	ug/l	90
47) 1,2-Dichloropropane	4.917	63	7067	5.0293	ug/l	87
48) Trichloroethene	4.802	130	5969	5.0270	ug/l	88
49) Benzene	4.466	78	26105	5.4561	ug/l	100
50) tert-Amyl methyl ether	4.520	73	14873	4.4051	ug/l	90
52) Iso-propylacetate	4.478	43	15147	4.6282	ug/l	87
53) Methyl methacrylate	4.959	41	7524	4.3489	ug/l	84
54) Dibromochloromethane	5.860	129	5233	4.7497	ug/l	99
55) 2-Chloroethylvinylether	5.187	63	3159	4.1807	ug/l	76
56) cis-1,3-Dichloropropene	5.277	75	8257	4.7347	ug/l	91
57) trans-1,3-Dichloropropene	5.548	75	6944	4.5284	ug/l	100
58) Ethyl methacrylate	5.584	41	6783	3.6709	ug/l	93
59) 1,1,2-Trichloroethane	5.650	97	5015	5.3339	ug/l	90
60) 1,2-Dibromoethane	5.927	107	4893	4.9756	ug/l	89
61) 1,3-Dichloropropane	5.734	76	9165	5.5508	ug/l	97
62) 4-Methyl-2-Pentanone	5.343	43	6951	4.1427	ug/l	97
63) 2-Hexanone	5.758	43	4608	4.1728	ug/l	92
64) Tetrachloroethene	5.746	164	4631	5.3165	ug/l	90
66) Toluene	5.458	92	14175	5.5303	ug/l	89
67) 1,1,1,2-Tetrachloroethane	6.209	133	4997	5.6770	ug/l	83

Quantitation Report (QT Reviewed)

SampleID : CAL @ 5 PPB Operator : WP Qt Meth : 6M_A0916.M
Data File: 6M73604.D Sam Mult : 1 Vial# : 8 Qt On : 09/16/11 15:55
Acq On : 09/16/11 13:54 Misc : A,5ML Qt Upd On: 09/16/11 13:38

Data Path : G:\GcMsData\2011\GCMS_6\Data\09-16-11\
Qt Path : G:\GcMsData\2011\GCMS_6\MethodQt\
Qt Resp Via : Initial Calibration

Compound	R.T.	QIon	Response	Conc	Units	Dev(Min)
68) Chlorobenzene	6.179	112	14222	5.1924	ug/l	98
70) n-Butyl acrylate	6.425	55	8543	3.2930	ug/l	91
71) n-Amyl acetate	6.540	43	11557	3.8747	ug/l	93
72) Bromoform	6.600	173	3417	4.5495	ug/l	93
73) Ethylbenzene	6.221	106	5323	4.4490	ug/l	95
74) 1,1,2,2-Tetrachloroethane	6.816	83	5523	4.9360	ug/l	89
76) Styrene	6.492	104	11971	4.7619	ug/l	90
77) m&p-Xylenes	6.281	106	15178	10.5211	ug/l	100
78) o-Xylene	6.492	106	6715	4.6374	ug/l	92
79) trans-1,4-Dichloro-2-b...	6.840	53	2593	4.3290	ug/l	82
80) 1,3-Dichlorobenzene	7.363	146	9488	5.3781	ug/l	89
81) 1,4-Dichlorobenzene	7.411	146	9848	5.2190	ug/l	96
82) 1,2-Dichlorobenzene	7.622	146	9077	5.3207	ug/l	90
83) Isopropylbenzene	6.678	105	15355	4.3778	ug/l	96
84) Cyclohexanone	6.732	55	900	18.6150	ug/l	89
85) Camphene	6.840	93	3520	3.5305	ug/l	97
86) 1,2,3-Trichloropropane	6.846	75	6802	4.8107	ug/l	82
87) 2-Chlorotoluene	6.954	91	16191	5.1610	ug/l	95
88) p-Ethyltoluene	6.954	105	18057	4.5296	ug/l	82
89) 4-Chlorotoluene	7.009	91	15743	5.2765	ug/l	93
90) n-Propylbenzene	6.894	91	19893	4.4839	ug/l	98
91) Bromobenzene	6.858	77	12817	4.8100	ug/l	94
92) 1,3,5-Trimethylbenzene	6.985	105	14008	4.8207	ug/l	94
93) Butyl methacrylate	6.997	41	10496	4.2774	ug/l	92
94) t-Butylbenzene	7.171	119	9790	4.0130	ug/l	89
95) 1,2,4-Trimethylbenzene	7.189	105	13338	4.5644	ug/l	93
96) sec-Butylbenzene	7.285	105	12897	4.3130	ug/l	96
97) 4-Isopropyltoluene	7.357	119	9873	4.3249	ug/l	92
98) n-Butylbenzene	7.586	91	11837	4.3847	ug/l	86
99) p-Diethylbenzene	7.568	119	4960	3.7172	ug/l	95
100) 1,2,4,5-Tetramethylben...	8.012	119	7040	3.0906	ug/l	93
101) 1,2-Dibromo-3-Chloropr...	8.049	157	742	4.0304	ug/l	83
102) Camphor	8.475	95	1915	25.1458	ug/l	90
103) Hexachlorobutadiene	8.632	225	1916	4.5064	ug/l	97
104) 1,2,4-Trichlorobenzene	8.535	180	4228	4.1680	ug/l	96
105) 1,2,3-Trichlorobenzene	8.824	180	3999	4.4225	ug/l	95
106) Naphthalene	8.686	128	7658	3.6142	ug/l	100

(#) = qualifier out of range (m) = manual integration (+) = signals summed

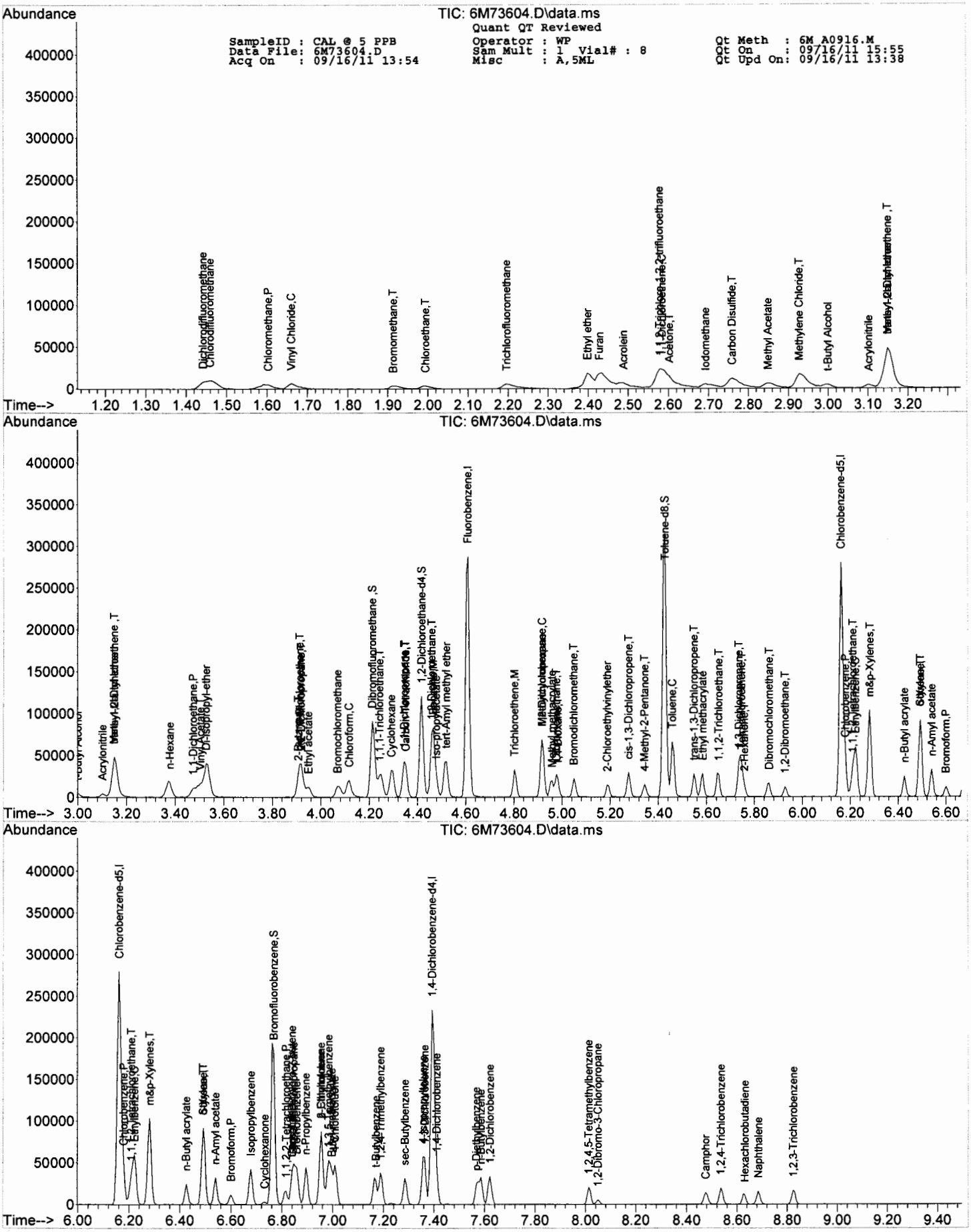
Abundance
TIC: 6M73604.D\data.ms
Quant QT Reviewed
SampleID : CAL @ 5 PPB
Data File: 6M73604.D
Acq On : 09/16/11 13:54
Operator : WP
Sam Mult : 1 Vial# : 8
Misc : A,5ML
Qt Meth : 6M_A0916.M
Qt On : 09/16/11 15:55
Qt Upd On: 09/16/11 13:38
Time-->
Dichlorodifluoromethane
Chloromethane,P
Vinyl Chloride,C
Bromomethane,T
Chloroethane,T
Trichlorofluoromethane
Ethyl ether
Furan
Acrolein
Acetone,T
Iodomethane
Carbon Disulfide,T
Methyl Acetate
Methylene Chloride,T
t-Butyl Alcohol
Acrylonitrile
Abundance
TIC: 6M73604.D\data.ms
Time-->
Acrylonitrile
n-Hexane
1,1-Dichloroethane,P
Diisopropyl ether
Ethyl acetate
Bromochloromethane
Chloroform,C
Dibromofluoromethane,S
1,1,1-Trichloroethane,T
Cyclohexane
Carbon tetrachloride,T
1,2-Dichloroethane-d4,S
Isopropyl acetate
tert-Amyl methyl ether
Fluorobenzene,I
Trichloroethene,M
Bromodichloromethane,T
2-Chloroethylvinylether
cis-1,3-Dichloropropene,T
4-Methyl-2-Pentanone,T
Toluene-d8,S
Toluene,C
trans-1,3-Dichloropropene,T
Ethyl methacrylate
1,1,2-Trichloroethane,T
Dibromochloromethane,T
1,2-Dibromoethane,T
Chlorobenzene-d5,I
Chlorobenzene,P
Ethylbenzene,C
m&p-Xylenes,T
n-Butyl acrylate
n-Amyl acetate
Bromoform,P
Abundance
TIC: 6M73604.D\data.ms
Time-->
Chlorobenzene-d5,I
Chlorobenzene,P
1,1,1,2-Tetrachloroethane,T
Ethylbenzene,C
m&p-Xylenes,T
n-Butyl acrylate
n-Amyl acetate
Bromoform,P
Isopropylbenzene
Cyclohexanone
Bromofluorobenzene,S
n-Propylbenzene
1,4-Dichlorobenzene-d4,I
sec-Butylbenzene
1,4-Dichlorobenzene
1,2-Dichlorobenzene
1,2,4,5-Tetramethylbenzene
1,2-Dibromo-3-Chloropropane
Camphor
1,2,4-Trichlorobenzene
Hexachlorobutadiene
Naphthalene
1,2,3-Trichlorobenzene

Quantitation Report (QT Reviewed)

SampleID : CAL @ 10 PPB Operator : WP Qt Meth : 6M_A0916.M
Data File: 6M73610.D Sam Mult : 1 Vial# : 14 Qt On : 09/16/11 15:58
Acq On : 09/16/11 15:42 Misc : A,5ML Qt Upd On: 09/16/11 13:38

Data Path : G:\GcMsData\2011\GCMS_6\Data\09-16-11\
Qt Path : G:\GcMsData\2011\GCMS_6\MethodQt\
Qt Resp Via : Initial Calibration

Compound	R.T.	QIon	Response	Conc	Units	Dev(Min)
Internal Standards						
4) Fluorobenzene	4.603	96	138242	30.00	ug/l	-0.01
51) Chlorobenzene-d5	6.160	117	89524	30.00	ug/l	0.00
69) 1,4-Dichlorobenzene-d4	7.392	152	43222	30.00	ug/l	0.00
System Monitoring Compounds						
36) Dibromofluoromethane	4.212	111	41866	31.42	ug/l	-0.01
Spiked Amount 30.000			Recovery = 104.73%			
38) 1,2-Dichloroethane-d4	4.411	67	25900	32.08	ug/l	-0.01
Spiked Amount 30.000			Recovery = 106.93%			
65) Toluene-d8	5.421	98	122934	29.36	ug/l	0.00
Spiked Amount 30.000			Recovery = 97.87%			
75) Bromofluorobenzene	6.767	174	41540	30.01	ug/l	0.00
Spiked Amount 30.000			Recovery = 100.03%			
Target Compounds						Qvalue
5) Chlorodifluoromethane	1.463	51	29197	8.2467	ug/l	77
6) Dichlorodifluoromethane	1.451	85	12462	6.4283	ug/l	79
7) Chloromethane	1.601	50	15435	8.9939	ug/l	70
8) Bromomethane	1.912	94	5906m	8.6145	ug/l	
9) Vinyl Chloride	1.664	62	15600	9.1666	ug/l	97
10) Chloroethane	1.987	64	7839	9.6430	ug/l	94
11) Trichlorofluoromethane	2.194	101	14461	9.4694	ug/l	86
12) Ethyl ether	2.397	59	17347	9.9228	ug/l	98
13) Furan	2.427	39	46708	8.5603	ug/l	83
14) 1,1,2-Trichloro-1,2,2-...	2.571	101	11163	8.5936	ug/l	99
15) Methylene Chloride	2.926	84	14084	8.6118	ug/l	74
16) Acrolein	2.487	56	8069	40.6299	ug/l	94
17) Acrylonitrile	3.106	53	6254	9.0913	ug/l	100
18) Iodomethane	2.692	142	21516	12.7400	ug/l	85
19) Acetone	2.601	43	28975	37.1037	ug/l	99
20) Carbon Disulfide	2.758	76	37585	8.4795	ug/l	100
21) t-Butyl Alcohol	2.992	59	7024	52.6264	ug/l	87
22) n-Hexane	3.371	57	13523	8.5626	ug/l	87
23) Di-isopropyl-ether	3.527	45	65174	8.9016	ug/l	79
24) 1,1-Dichloroethene	2.577	61	21718	8.4431	ug/l	95
25) Methyl Acetate	2.848	43	18682	9.0296	ug/l	100
26) Methyl-t-butyl ether	3.148	73	33457	9.2954	ug/l	78
27) 1,1-Dichloroethane	3.473	63	25728	9.0624	ug/l	98
28) trans-1,2-Dichloroethene	3.148	96	12619	9.9437	ug/l	83
29) cis-1,2-Dichloroethene	3.912	61	26060	9.1967	ug/l	98
30) Bromochloromethane	4.068	49	12074	8.0495	ug/l	85
31) 2,2-Dichloropropane	3.918	77	14764	8.8355	ug/l	96
32) Ethyl acetate	3.948	43	19497	8.7393	ug/l	89
33) 1,4-Dioxane	4.976	88	5821	491.1077	ug/l	47
34) 1,1-Dichloropropene	4.339	75	15514	9.1151	ug/l	98
35) Chloroform	4.110	83	21383	9.1662	ug/l	86
37) Cyclohexane	4.290	56	17327	7.4719	ug/l	97
39) 1,2-Dichloroethane	4.459	62	18201	9.4457	ug/l	96
40) 2-Butanone	3.906	43	8731	9.2705	ug/l	86
41) 1,1,1-Trichloroethane	4.248	97	16493	9.3498	ug/l	94
42) Carbon Tetrachloride	4.351	117	12268	9.2060	ug/l	98
43) Vinyl Acetate	3.497	43	31580	7.9071	ug/l	100
44) Bromodichloromethane	5.048	83	13622	8.2370	ug/l	90
45) Methylcyclohexane	4.916	83	10046	8.0792	ug/l	93
46) Dibromomethane	4.976	174	8290	9.9388	ug/l	92
47) 1,2-Dichloropropane	4.916	63	12811	9.0130	ug/l	99
48) Trichloroethene	4.801	130	10720	8.9253	ug/l	97
49) Benzene	4.459	78	46196	9.5450	ug/l	100
50) tert-Amyl methyl ether	4.513	73	29624	8.6739	ug/l	94
52) Iso-propylacetate	4.471	43	33332	9.5895	ug/l	88
53) Methyl methacrylate	4.952	41	15845	8.6233	ug/l	87
54) Dibromochloromethane	5.859	129	9572	8.1802	ug/l	100
55) 2-Chloroethylvinylether	5.186	63	6870	8.5606	ug/l	76
56) cis-1,3-Dichloropropene	5.276	75	15225	8.2200	ug/l	91
57) trans-1,3-Dichloropropene	5.547	75	13620	8.3629	ug/l	98
58) Ethyl methacrylate	5.577	41	15872	8.0878	ug/l	98
59) 1,1,2-Trichloroethane	5.643	97	8678	8.6904	ug/l	91
60) 1,2-Dibromoethane	5.926	107	8950	8.5691	ug/l	88
61) 1,3-Dichloropropane	5.733	76	16441	9.3756	ug/l	97
62) 4-Methyl-2-Pentanone	5.342	43	15681	8.7996	ug/l	90
63) 2-Hexanone	5.757	43	10635	9.0678	ug/l	96
64) Tetrachloroethene	5.745	164	8239	8.9058	ug/l	97
66) Toluene	5.457	92	23791	8.7395	ug/l	89
67) 1,1,1,2-Tetrachloroethane	6.208	133	8403	8.9886	ug/l	93

Quantitation Report (QT Reviewed)

SampleID : CAL @ 10 PPB Operator : WP Qt Meth : 6M_A0916.M
Data File: 6M73610.D Sam Mult : 1 Vial# : 14 Qt On : 09/16/11 15:58
Acq On : 09/16/11 15:42 Misc : A,5ML Qt Upd On: 09/16/11 13:38

Data Path : G:\GcMsData\2011\GCMS_6\Data\09-16-11\
Qt Path : G:\GcMsData\2011\GCMS_6\MethodQt\
Qt Resp Via : Initial Calibration

	Compound	R.T.	QIon	Response	Conc	Units	Dev(Min)
68)	Chlorobenzene	6.178	112	25876	8.8951	ug/l	98
70)	n-Butyl acrylate	6.424	55	21399	7.7271	ug/l	94
71)	n-Amyl acetate	6.539	43	27012	8.4838	ug/l	96
72)	Bromoform	6.599	173	6689	8.3429	ug/l	95
73)	Ethylbenzene	6.220	106	10821	8.4726	ug/l	97
74)	1,1,2,2-Tetrachloroethane	6.815	83	11817	9.8934	ug/l	83
76)	Styrene	6.491	104	25459	9.4870	ug/l	98
77)	m&p-Xylenes	6.280	106	30315	19.6856	ug/l	97
78)	o-Xylene	6.491	106	14131	9.1420	ug/l	84
79)	trans-1,4-Dichloro-2-b...	6.839	53	5326	8.3296	ug/l	80
80)	1,3-Dichlorobenzene	7.362	146	18926	10.0498	ug/l	89
81)	1,4-Dichlorobenzene	7.410	146	18534	9.2013	ug/l	96
82)	1,2-Dichlorobenzene	7.621	146	17099	9.3894	ug/l	90
83)	Isopropylbenzene	6.677	105	33504	8.9485	ug/l	96
84)	Cyclohexanone	6.731	55	2195	42.5303	ug/l	81
85)	Camphene	6.839	93	8561	8.0439	ug/l	96
86)	1,2,3-Trichloropropane	6.845	75	13747	9.1080	ug/l	87
87)	2-Chlorotoluene	6.953	91	33048	9.8685	ug/l	96
88)	p-Ethyltoluene	6.953	105	39691	9.3271	ug/l	78
89)	4-Chlorotoluene	7.008	91	30664	9.6280	ug/l	93
90)	n-Propylbenzene	6.893	91	41882	8.8436	ug/l	100
91)	Bromobenzene	6.857	77	26609	9.3546	ug/l	90
92)	1,3,5-Trimethylbenzene	6.984	105	29338	9.4581	ug/l	94
93)	Butyl methacrylate	6.990	41	23401	8.9337	ug/l	91
94)	t-Butylbenzene	7.170	119	22992	8.8289	ug/l	85
95)	1,2,4-Trimethylbenzene	7.188	105	29463	9.4453	ug/l	94
96)	sec-Butylbenzene	7.284	105	28490	8.9255	ug/l	95
97)	4-Isopropyltoluene	7.356	119	23705	9.7277	ug/l	91
98)	n-Butylbenzene	7.585	91	27158	9.4241	ug/l	86
99)	p-Diethylbenzene	7.573	119	11478	8.0582	ug/l	91
100)	1,2,4,5-Tetramethylben...	8.017	119	18080	7.4355	ug/l	96
101)	1,2-Dibromo-3-Chloropr...	8.053	157	1955	9.9479	ug/l	66
102)	Camphor	8.474	95	6348	78.0865	ug/l	91
103)	Hexachlorobutadiene	8.631	225	4883	10.7589	ug/l	95
104)	1,2,4-Trichlorobenzene	8.540	180	10303	9.5147	ug/l	96
105)	1,2,3-Trichlorobenzene	8.829	180	8674	8.9863	ug/l	94
106)	Naphthalene	8.685	128	20449	9.0408	ug/l	100

(#) = qualifier out of range (m) = manual integration (+) = signals summed

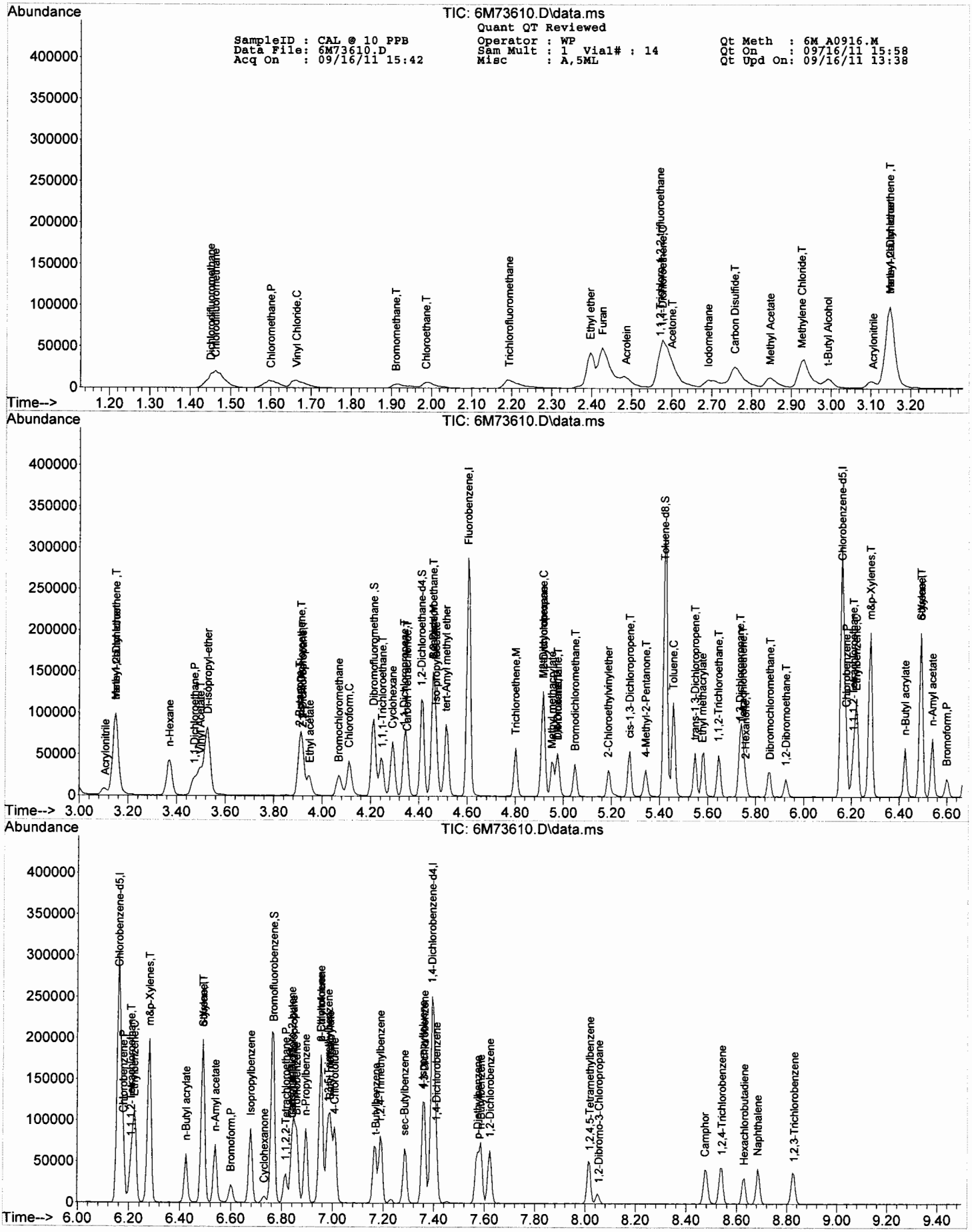
Abundance
TIC: 6M73610.D\data.ms
Quant QT Reviewed
SampleID : CAL @ 10 PPB
Data File: 6M73610.D
Acq On : 09/16/11 15:42
Operator : WP
Sam Mult : 1 Vial# : 14
Misc : A,5ML
Qt Meth : 6M_A0916.M
Qt On : 09/16/11 15:58
Qt Upd On: 09/16/11 13:38
Time-->

Quantitation Report (QT Reviewed)

SampleID : CAL @ 50 PPB Operator : WP Qt Meth : 6M_A0916.M
Data File: 6M73608.D Sam Mult : 1 Vial# : 12 Qt On : 09/16/11 15:54
Acq On : 09/16/11 14:59 Misc : A,5ML Qt Upd On: 09/16/11 13:38

Data Path : G:\GcMsData\2011\GCMS_6\Data\09-16-11\
Qt Path : G:\GcMsData\2011\GCMS_6\MethodQt\
Qt Resp Via : Initial Calibration

Compound	R.T.	QIon	Response	Conc	Units	Dev(Min)
Internal Standards						
4) Fluorobenzene	4.610	96	112391	30.00	ug/l	0.00
51) Chlorobenzene-d5	6.161	117	73312	30.00	ug/l	0.00
69) 1,4-Dichlorobenzene-d4	7.393	152	36474	30.00	ug/l	0.00
System Monitoring Compounds						
36) Dibromofluoromethane	4.219	111	32932	30.40	ug/l	0.00
Spiked Amount 30.000			Recovery = 101.33%			
38) 1,2-Dichloroethane-d4	4.418	67	19391	29.54	ug/l	0.00
Spiked Amount 30.000			Recovery = 98.47%			
65) Toluene-d8	5.428	98	101681	29.65	ug/l	0.00
Spiked Amount 30.000			Recovery = 98.83%			
75) Bromofluorobenzene	6.768	174	34884	29.87	ug/l	0.00
Spiked Amount 30.000			Recovery = 99.57%			
Target Compounds						Qvalue
5) Chlorodifluoromethane	1.459	51	144528	50.2115	ug/l	79
6) Dichlorodifluoromethane	1.436	85	63683	40.4053	ug/l	91
7) Chloromethane	1.597	50	83849	60.0963	ug/l	81
8) Bromomethane	1.914	94	48086	86.2709	ug/l	89
9) Vinyl Chloride	1.660	62	84972	61.4143	ug/l	98
10) Chloroethane	1.994	64	42185	63.8290	ug/l	97
11) Trichlorofluoromethane	2.196	101	77352	62.3024	ug/l	81
12) Ethyl ether	2.404	59	60414	42.5068	ug/l	95
13) Furan	2.434	39	179746	40.5197	ug/l	80
14) 1,1,2-Trichloro-1,2,2-...	2.584	101	40084	37.9555	ug/l	97
15) Methylene Chloride	2.933	84	64945	48.8454	ug/l	82
16) Acrolein	2.488	56	29014	179.6977	ug/l	96
17) Acrylonitrile	3.107	53	27900	49.8861	ug/l	99
18) Iodomethane	2.699	142	75722	55.1492	ug/l	82
19) Acetone	2.602	43	97911	154.2175	ug/l	100
20) Carbon Disulfide	2.765	76	138061	38.3122	ug/l	100
21) t-Butyl Alcohol	2.999	59	28505	262.6933	ug/l	84
22) n-Hexane	3.378	57	66728	51.9696	ug/l	88
23) Di-isopropyl-ether	3.534	45	312456	52.4919	ug/l	82
24) 1,1-Dichloroethene	2.584	61	82808	39.5971	ug/l	99
25) Methyl Acetate	2.855	43	71590	42.5606	ug/l	100
26) Methyl-t-butyl ether	3.155	73	162762	55.6216	ug/l	74
27) 1,1-Dichloroethane	3.480	63	121116	52.4743	ug/l	99
28) trans-1,2-Dichloroethene	3.155	96	56322	54.5895	ug/l	84
29) cis-1,2-Dichloroethene	3.919	61	118553	51.4609	ug/l	98
30) Bromochloromethane	4.075	49	50599	41.4925	ug/l	78
31) 2,2-Dichloropropane	3.919	77	71995	52.9955	ug/l	91
32) Ethyl acetate	3.949	43	86089	47.4640	ug/l	89
33) 1,4-Dioxane	4.983	88	25348	2630.4579	ug/l	59
34) 1,1-Dichloropropene	4.346	75	74760	54.0278	ug/l	99
35) Chloroform	4.117	83	98173	51.7635	ug/l	86
37) Cyclohexane	4.298	56	93602	49.6478	ug/l	97
39) 1,2-Dichloroethane	4.460	62	77365	49.3847	ug/l	91
40) 2-Butanone	3.907	43	36640	47.8522	ug/l	85
41) 1,1,1-Trichloroethane	4.249	97	77374	53.9518	ug/l	96
42) Carbon Tetrachloride	4.352	117	56537	52.1844	ug/l	96
43) Vinyl Acetate	3.504	43	168085	51.7656	ug/l	100
44) Bromodichloromethane	5.049	83	65281	48.5540	ug/l	95
45) Methylcyclohexane	4.923	83	52344	51.7785	ug/l	99
46) Dibromomethane	4.977	174	36036	53.1404	ug/l	94
47) 1,2-Dichloropropane	4.917	63	60174	52.0720	ug/l	96
48) Trichloroethene	4.808	130	49336	50.5241	ug/l	96
49) Benzene	4.466	78	207159	52.6483	ug/l	100
50) tert-Amyl methyl ether	4.520	73	139233	50.1444	ug/l	97
52) Iso-propylacetate	4.478	43	146979	51.6363	ug/l	87
53) Methyl methacrylate	4.959	41	75275	50.0262	ug/l	87
54) Dibromochloromethane	5.860	129	48385	50.4935	ug/l	97
55) 2-Chloroethylvinylether	5.193	63	34272	52.1497	ug/l	78
56) cis-1,3-Dichloropropene	5.277	75	77312	50.9713	ug/l	91
57) trans-1,3-Dichloropropene	5.548	75	66879	50.1457	ug/l	98
58) Ethyl methacrylate	5.584	41	79932	49.7375	ug/l	98
59) 1,1,2-Trichloroethane	5.650	97	38994	47.6852	ug/l	89
60) 1,2-Dibromoethane	5.927	107	42148	49.2783	ug/l	91
61) 1,3-Dichloropropane	5.734	76	73519	51.1960	ug/l	100
62) 4-Methyl-2-Pentanone	5.343	43	72125	49.4240	ug/l	100
63) 2-Hexanone	5.758	43	49341	51.3731	ug/l	94
64) Tetrachloroethene	5.746	164	39514	52.1572	ug/l	98
66) Toluene	5.458	92	113212	50.7843	ug/l	95
67) 1,1,1,2-Tetrachloroethane	6.209	133	40931	53.4656	ug/l	90

Quantitation Report (QT Reviewed)

SampleID : CAL @ 50 PPB Operator : WP Qt Meth : 6M_A0916.M
Data File: 6M73608.D Sam Mult : 1 Vial# : 12 Qt On : 09/16/11 15:54
Acq On : 09/16/11 14:59 Misc : A,5ML Qt Upd On: 09/16/11 13:38

Data Path : G:\GcMsData\2011\GCMS_6\Data\09-16-11\
Qt Path : G:\GcMsData\2011\GCMS_6\MethodQt\
Qt Resp Via : Initial Calibration

	Compound	R.T.	QIon	Response	Conc	Units	Dev(Min)
68)	Chlorobenzene	6.179	112	118426	49.7126	ug/l	100
70)	n-Butyl acrylate	6.425	55	117040	50.0815	ug/l	92
71)	n-Amyl acetate	6.540	43	130891	48.7151	ug/l	97
72)	Bromoform	6.600	173	33465	49.4618	ug/l	95
73)	Ethylbenzene	6.221	106	53864	49.9768	ug/l	97
74)	1,1,2,2-Tetrachloroethane	6.816	83	49863	49.4697	ug/l	93
76)	Styrene	6.492	104	119532	52.7831	ug/l	95
77)	m&p-Xylenes	6.281	106	137560	105.8534	ug/l	95
78)	o-Xylene	6.492	106	65937	50.5496	ug/l	90
79)	trans-1,4-Dichloro-2-b...	6.840	53	26352	48.8383	ug/l	71
80)	1,3-Dichlorobenzene	7.363	146	84152	52.9522	ug/l	89
81)	1,4-Dichlorobenzene	7.411	146	84596	49.7682	ug/l	94
82)	1,2-Dichlorobenzene	7.622	146	79589	51.7897	ug/l	91
83)	Isopropylbenzene	6.678	105	166454	52.6829	ug/l	96
84)	Cyclohexanone	6.732	55	10671	245.0140	ug/l	92
85)	Camphene	6.840	93	42649	47.4865	ug/l	97
86)	1,2,3-Trichloropropane	6.846	75	62854	49.3478	ug/l	81
87)	2-Chlorotoluene	6.954	91	146172	51.7239	ug/l	93
88)	p-Ethyltoluene	6.954	105	183429	51.0791	ug/l	81
89)	4-Chlorotoluene	7.009	91	138844	51.6599	ug/l	94
90)	n-Propylbenzene	6.894	91	198825	49.7500	ug/l	100
91)	Bromobenzene	6.858	77	119424	49.7520	ug/l	92
92)	1,3,5-Trimethylbenzene	6.985	105	135501	51.7651	ug/l	94
93)	Butyl methacrylate	6.991	41	110726	50.0921	ug/l	87
94)	t-Butylbenzene	7.165	119	117051	53.2629	ug/l	87
95)	1,2,4-Trimethylbenzene	7.189	105	143857	54.6503	ug/l	92
96)	sec-Butylbenzene	7.285	105	143003	53.0890	ug/l	98
97)	4-Isopropyltoluene	7.357	119	115342	56.0893	ug/l	91
98)	n-Butylbenzene	7.586	91	132758	54.5912	ug/l	83
99)	p-Diethylbenzene	7.568	119	63053	52.4565	ug/l	93
100)	1,2,4,5-Tetramethylben...	8.012	119	112771	54.9578	ug/l	94
101)	1,2-Dibromo-3-Chloropr...	8.049	157	9221	55.6012	ug/l	69
102)	Camphor	8.475	95	35560	518.3492	ug/l	96
103)	Hexachlorobutadiene	8.632	225	21898	57.1750	ug/l	98
104)	1,2,4-Trichlorobenzene	8.535	180	50630	55.4067	ug/l	95
105)	1,2,3-Trichlorobenzene	8.830	180	45099	55.3668	ug/l	96
106)	Naphthalene	8.686	128	107696	56.4232	ug/l	100

(#) = qualifier out of range (m) = manual integration (+) = signals summed

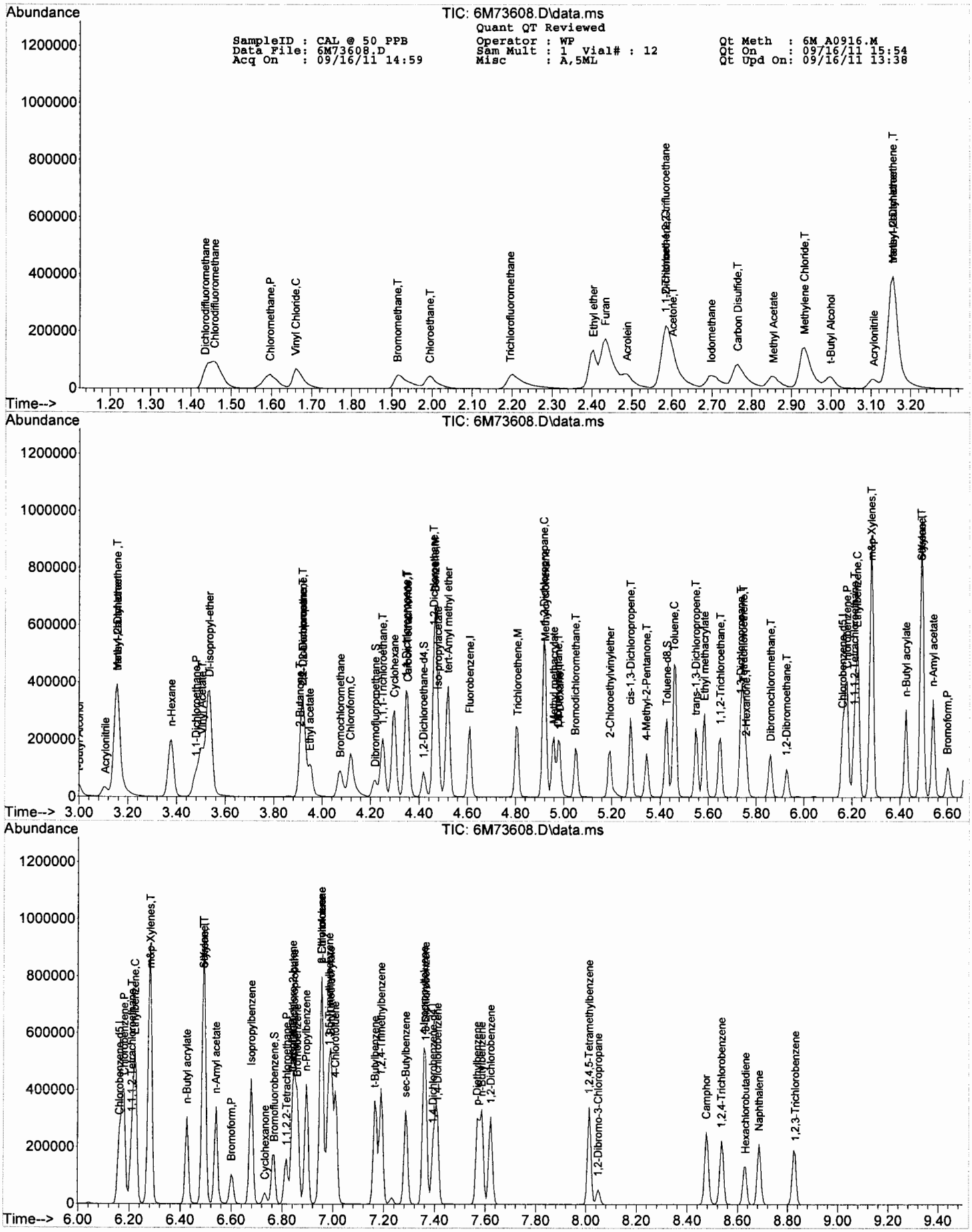
Abundance
TIC: 6M73608.D\data.ms
Quant QT Reviewed
SampleID : CAL @ 50 PPB
Data File: 6M73608.D
Acq On : 09/16/11 14:59
Operator : WP
Sam Mult : 1 Vial# : 12
Misc : A,5ML
Qt Meth : 6M_A0916.M
Qt On : 09/16/11 15:54
Qt Upd On: 09/16/11 13:38
Time-->

Quantitation Report (QT Reviewed)

SampleID : CAL @ 100 PPB Operator : WP Qt Meth : 6M_A0916.M
Data File: 6M73607.D Sam Mult : 1 Vial# : 11 Qt On : 09/16/11 15:52
Acq On : 09/16/11 14:43 Misc : A,5ML Qt Upd On: 09/16/11 13:38

Data Path : G:\GcMsData\2011\GCMS_6\Data\09-16-11\
Qt Path : G:\GcMsData\2011\GCMS_6\MethodQt\
Qt Resp Via : Initial Calibration

Compound	R.T.	QIon	Response	Conc	Units	Dev(Min)
Internal Standards						
4) Fluorobenzene	4.611	96	119405	30.00	ug/l	0.00
51) Chlorobenzene-d5	6.161	117	77262	30.00	ug/l	0.00
69) 1,4-Dichlorobenzene-d4	7.394	152	36539	30.00	ug/l	0.00
System Monitoring Compounds						
36) Dibromofluoromethane	4.214	111	35394	30.75	ug/l	-0.01
Spiked Amount 30.000			Recovery = 102.50%			
38) 1,2-Dichloroethane-d4	4.418	67	21183	30.38	ug/l	0.00
Spiked Amount 30.000			Recovery = 101.27%			
65) Toluene-d8	5.428	98	107733	29.81	ug/l	0.00
Spiked Amount 30.000			Recovery = 99.37%			
75) Bromofluorobenzene	6.769	174	35609	30.43	ug/l	0.00
Spiked Amount 30.000			Recovery = 101.43%			
Target Compounds						Qvalue
5) Chlorodifluoromethane	1.459	51	297491	97.2824	ug/l	80
6) Dichlorodifluoromethane	1.441	85	132585	79.1805	ug/l	88
7) Chloromethane	1.603	50	175341	118.2885	ug/l	77
8) Bromomethane	1.914	94	107980	182.3467	ug/l	76
9) Vinyl Chloride	1.660	62	170127	115.7380	ug/l	97
10) Chloroethane	1.994	64	86887	123.7440	ug/l	93
11) Trichlorofluoromethane	2.196	101	165717	125.6347	ug/l	88
12) Ethyl ether	2.398	59	124200	82.2529	ug/l	93
13) Furan	2.434	39	394645	83.7380	ug/l	77
14) 1,1,2-Trichloro-1,2,2-...	2.579	101	80866	72.0740	ug/l	96
15) Methylene Chloride	2.927	84	130633	92.4783	ug/l	75
16) Acrolein	2.489	56	60159	350.7071	ug/l	98
17) Acrylonitrile	3.102	53	56667	95.3706	ug/l	95
18) Iodomethane	2.699	142	143412	98.3132	ug/l	87
19) Acetone	2.597	43	199711	296.0829	ug/l	98
20) Carbon Disulfide	2.765	76	293773	76.7339	ug/l	100
21) t-Butyl Alcohol	3.000	59	64072	555.7831	ug/l	85
22) n-Hexane	3.372	57	135774	99.5329	ug/l	88
23) Di-isopropyl-ether	3.529	45	647667	102.4152	ug/l	79
24) 1,1-Dichloroethene	2.585	61	172220	77.5146	ug/l	98
25) Methyl Acetate	2.849	43	163141	91.2909	ug/l	100
26) Methyl-t-butyl ether	3.150	73	332643	106.9985	ug/l	73
27) 1,1-Dichloroethane	3.480	63	248152	101.1979	ug/l	99
28) trans-1,2-Dichloroethene	3.156	96	115438	105.3147	ug/l	88
29) cis-1,2-Dichloroethene	3.913	61	260834	106.5707	ug/l	97
30) Bromochloromethane	4.070	49	115025	88.7828	ug/l	84
31) 2,2-Dichloropropane	3.919	77	163611	113.3596	ug/l	95
32) Ethyl acetate	3.949	43	192543	99.9203	ug/l	90
33) 1,4-Dioxane	4.983	88	56853	5553.2862	ug/l	61
34) 1,1-Dichloropropene	4.346	75	166807	113.4674	ug/l	99
35) Chloroform	4.118	83	217477	107.9329	ug/l	85
37) Cyclohexane	4.292	56	213226	106.4544	ug/l	98
39) 1,2-Dichloroethane	4.460	62	170754	102.5953	ug/l	92
40) 2-Butanone	3.907	43	78439	96.4245	ug/l	88
41) 1,1,1-Trichloroethane	4.250	97	171406	112.4984	ug/l	98
42) Carbon Tetrachloride	4.352	117	129359	112.3863	ug/l	96
43) Vinyl Acetate	3.498	43	377506	109.4323	ug/l	100
44) Bromodichloromethane	5.049	83	151024	105.7289	ug/l	92
45) Methylcyclohexane	4.917	83	115936	107.9467	ug/l	97
46) Dibromomethane	4.977	174	80815	112.1732	ug/l	92
47) 1,2-Dichloropropane	4.917	63	129938	105.8378	ug/l	95
48) Trichloroethene	4.803	130	113470	109.3766	ug/l	92
49) Benzene	4.466	78	456389	109.1754	ug/l	100
50) tert-Amyl methyl ether	4.520	73	321906	109.1236	ug/l	96
52) Iso-propylacetate	4.478	43	335870	111.9645	ug/l	91
53) Methyl methacrylate	4.953	41	172575	108.8262	ug/l	89
54) Dibromochloromethane	5.861	129	111680	110.5883	ug/l	98
55) 2-Chloroethylvinylether	5.188	63	80184	115.7734	ug/l	76
56) cis-1,3-Dichloropropene	5.278	75	180791	113.1006	ug/l	90
57) trans-1,3-Dichloropropene	5.548	75	156786	111.5477	ug/l	98
58) Ethyl methacrylate	5.584	41	189827	112.0805	ug/l	98
59) 1,1,2-Trichloroethane	5.650	97	87359	101.3685	ug/l	90
60) 1,2-Dibromoethane	5.927	107	96196	106.7197	ug/l	92
61) 1,3-Dichloropropane	5.735	76	162248	107.2074	ug/l	94
62) 4-Methyl-2-Pentanone	5.344	43	169830	110.4272	ug/l	97
63) 2-Hexanone	5.759	43	117004	115.5947	ug/l	94
64) Tetrachloroethene	5.747	164	84654	106.0278	ug/l	99
66) Toluene	5.458	92	249554	106.2211	ug/l	90
67) 1,1,1,2-Tetrachloroethane	6.210	133	89160	110.5099	ug/l	89

Quantitation Report (QT Reviewed)

SampleID : CAL @ 100 PPB Operator : WP Qt Meth : 6M_A0916.M
Data File: 6M73607.D Sam Mult : 1 Vial# : 11 Qt On : 09/16/11 15:52
Acq On : 09/16/11 14:43 Misc : A,5ML Qt Upd On: 09/16/11 13:38

Data Path : G:\GcMsData\2011\GCMS_6\Data\09-16-11\
Qt Path : G:\GcMsData\2011\GCMS_6\MethodQt\
Qt Resp Via : Initial Calibration

	Compound	R.T.	QIon	Response	Conc	Units	Dev(Min)
68)	Chlorobenzene	6.179	112	259082	103.1966	ug/l	99
70)	n-Butyl acrylate	6.426	55	267544	114.2785	ug/l	93
71)	n-Amyl acetate	6.540	43	296583	110.1862	ug/l	97
72)	Bromoform	6.600	173	77512	114.3602	ug/l	97
73)	Ethylbenzene	6.222	106	118760	109.9934	ug/l	99
74)	1,1,2,2-Tetrachloroethane	6.817	83	104815	103.8033	ug/l	91
76)	Styrene	6.492	104	241018	106.2397	ug/l	95
77)	m&p-Xylenes	6.282	106	289140	222.0995	ug/l	98
78)	o-Xylene	6.492	106	136351	104.3455	ug/l	84
79)	trans-1,4-Dichloro-2-b...	6.841	53	55933	103.4765	ug/l	72
80)	1,3-Dichlorobenzene	7.364	146	177470	111.4735	ug/l	89
81)	1,4-Dichlorobenzene	7.412	146	184619	108.4190	ug/l	92
82)	1,2-Dichlorobenzene	7.622	146	176149	114.4187	ug/l	90
83)	Isopropylbenzene	6.678	105	377227	119.1804	ug/l	96
84)	Cyclohexanone	6.732	55	25231	578.2918	ug/l	93
85)	Camphene	6.841	93	87126	96.8358	ug/l	96
86)	1,2,3-Trichloropropane	6.847	75	133752	104.8244	ug/l	80
87)	2-Chlorotoluene	6.955	91	301265	106.4150	ug/l	94
88)	p-Ethyltoluene	6.955	105	390859	108.6481	ug/l	80
89)	4-Chlorotoluene	7.009	91	281920	104.7079	ug/l	94
90)	n-Propylbenzene	6.895	91	428495	107.0272	ug/l	100
91)	Bromobenzene	6.859	77	247675	102.9978	ug/l	92
92)	1,3,5-Trimethylbenzene	6.985	105	290860	110.9189	ug/l	94
93)	Butyl methacrylate	6.991	41	239735	108.2625	ug/l	87
94)	t-Butylbenzene	7.165	119	257168	116.8136	ug/l	87
95)	1,2,4-Trimethylbenzene	7.189	105	314655	119.3226	ug/l	92
96)	sec-Butylbenzene	7.286	105	300708	111.4374	ug/l	99
97)	4-Isopropyltoluene	7.358	119	246834	119.8186	ug/l	92
98)	n-Butylbenzene	7.586	91	277886	114.0657	ug/l	83
99)	p-Diethylbenzene	7.568	119	137287	114.0117	ug/l	93
100)	1,2,4,5-Tetramethylben...	8.013	119	248290	120.7863	ug/l	92
101)	1,2-Dibromo-3-Chloropr...	8.049	157	19932	119.9731	ug/l	69
102)	Camphor	8.476	95	83534	1215.4880	ug/l	95
103)	Hexachlorobutadiene	8.626	225	44441	115.8277	ug/l	97
104)	1,2,4-Trichlorobenzene	8.536	180	107460	117.3892	ug/l	95
105)	1,2,3-Trichlorobenzene	8.824	180	97968	120.0586	ug/l	96
106)	Naphthalene	8.686	128	238914	124.9471	ug/l	100

(#) = qualifier out of range (m) = manual integration (+) = signals summed

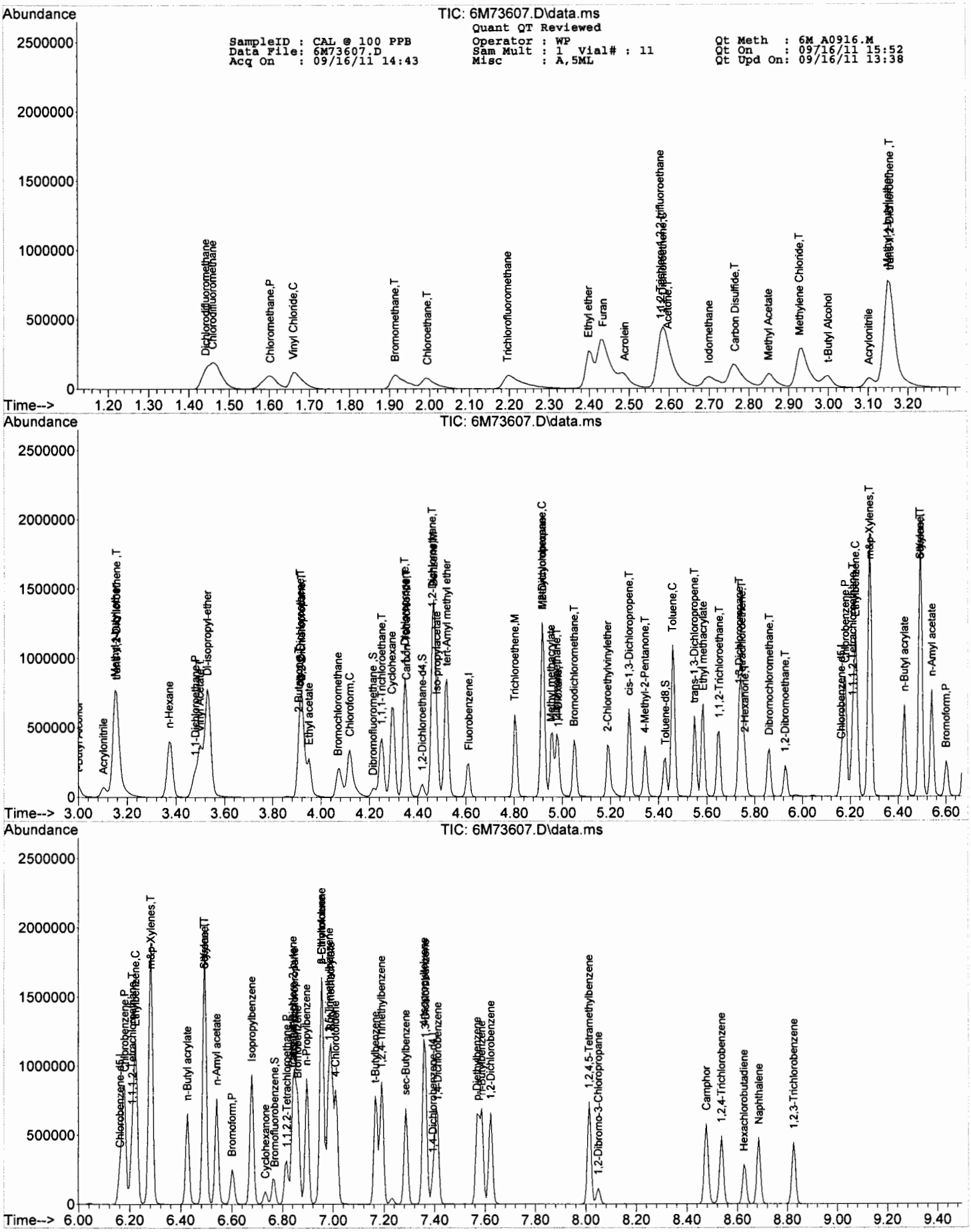
Abundance
TIC: 6M73607.D\data.ms
Quant QT Reviewed
SampleID : CAL @ 100 PPB
Data File: 6M73607.D
Acq On : 09/16/11 14:43
Operator : WP
Sam Mult : 1 Vial# : 11
Misc : A,5ML
Qt Meth : 6M_A0916.M
Qt On : 09/16/11 15:52
Qt Upd On: 09/16/11 13:38
Time-->

Quantitation Report (QT Reviewed)

SampleID : CAL @ 250 PPB Operator : WP Qt Meth : 6M_A0916.M
Data File: 6M73606.D Sam Mult : 1 Vial# : 10 Qt On : 09/16/11 15:50
Acq On : 09/16/11 14:27 Misc : A,5ML Qt Upd On: 09/16/11 13:38

Data Path : G:\GcMsData\2011\GCMS_6\Data\09-16-11\
Qt Path : G:\GcMsData\2011\GCMS_6\MethodQt\
Qt Resp Via : Initial Calibration

Compound	R.T.	QIon	Response	Conc	Units	Dev(Min)
Internal Standards						
4) Fluorobenzene	4.610	96	116386	30.00	ug/l	0.00
51) Chlorobenzene-d5	6.161	117	77756	30.00	ug/l	0.00
69) 1,4-Dichlorobenzene-d4	7.399	152	39299	30.00	ug/l	0.00
System Monitoring Compounds						
36) Dibromofluoromethane	4.219	111	33804	30.13	ug/l	0.00
Spiked Amount 30.000			Recovery = 100.43%			
38) 1,2-Dichloroethane-d4	4.417	67	20324	29.90	ug/l	0.00
Spiked Amount 30.000			Recovery = 99.67%			
65) Toluene-d8	5.427	98	105856	29.11	ug/l	0.00
Spiked Amount 30.000			Recovery = 97.03%			
75) Bromofluorobenzene	6.768	174	39111	31.08	ug/l	0.00
Spiked Amount 30.000			Recovery = 103.60%			
Target Compounds						Qvalue
5) Chlorodifluoromethane	1.460	51	750753	251.8717	ug/l	80
6) Dichlorodifluoromethane	1.437	85	337500	206.7852	ug/l	86
7) Chloromethane	1.598	50	446592	309.0949	ug/l	78
8) Bromomethane	1.903	94	248037	429.7272	ug/l	84
9) Vinyl Chloride	1.662	62	392412	273.8840	ug/l	99
10) Chloroethane	1.984	64	189062	276.2456	ug/l	92
11) Trichlorofluoromethane	2.191	101	387183	301.1484	ug/l	88
12) Ethyl ether	2.398	59	275868	187.4358	ug/l	96
13) Furan	2.428	39	891891	194.1554	ug/l	75
14) 1,1,2-Trichloro-1,2,2-...	2.578	101	183230	167.5449	ug/l	95
15) Methylene Chloride	2.933	84	313418	227.6317	ug/l	81
16) Acrolein	2.488	56	129771	776.1459	ug/l	97
17) Acrylonitrile	3.101	53	139236	240.4128	ug/l	95
18) Iodomethane	2.698	142	400112	281.4037	ug/l	83
19) Acetone	2.602	43	525479	799.2607	ug/l	98
20) Carbon Disulfide	2.758	76	922754	247.2767	ug/l	100
21) t-Butyl Alcohol	3.005	59	150676	1340.9200	ug/l	83
22) n-Hexane	3.371	57	330270	248.3938	ug/l	86
23) Di-isopropyl-ether	3.534	45	1506349	244.3767	ug/l	81
24) 1,1-Dichloroethene	2.578	61	441802	204.0089	ug/l	94
25) Methyl Acetate	2.848	43	392858	225.5390	ug/l	100
26) Methyl-t-butyl ether	3.149	73	767714	253.3498	ug/l	74
27) 1,1-Dichloroethane	3.480	63	605278	253.2390	ug/l	100
28) trans-1,2-Dichloroethene	3.155	96	275030	257.4199	ug/l	87
29) cis-1,2-Dichloroethene	3.912	61	619878	259.8373	ug/l	98
30) Bromochloromethane	4.069	49	281998	223.3081	ug/l	83
31) 2,2-Dichloropropane	3.918	77	395683	281.2645	ug/l	98
32) Ethyl acetate	3.948	43	462027	245.9888	ug/l	90
33) 1,4-Dioxane	4.982	88	130372	13064.8001	ug/l	59
34) 1,1-Dichloropropene	4.345	75	390587	272.5816	ug/l	98
35) Chloroform	4.117	83	524197	266.9050	ug/l	86
37) Cyclohexane	4.297	56	521234	266.9795	ug/l	98
39) 1,2-Dichloroethane	4.459	62	396835	244.6179	ug/l	91
40) 2-Butanone	3.906	43	189750	239.3089	ug/l	88
41) 1,1,1-Trichloroethane	4.249	97	423730	285.3193	ug/l	100
42) Carbon Tetrachloride	4.351	117	316597	282.1923	ug/l	94
43) Vinyl Acetate	3.498	43	885004	263.2016	ug/l	100
44) Bromodichloromethane	5.048	83	376623	270.5056	ug/l	91
45) Methylcyclohexane	4.922	83	267095	255.1401	ug/l	98
46) Dibromomethane	4.976	174	192832	274.5985	ug/l	93
47) 1,2-Dichloropropane	4.916	63	302904	253.1228	ug/l	96
48) Trichloroethene	4.802	130	274728	271.6865	ug/l	92
49) Benzene	4.465	78	1015993	249.3458	ug/l	100
50) tert-Amyl methyl ether	4.519	73	757875	263.5779	ug/l	96
52) Iso-propylacetate	4.477	43	772962	256.0349	ug/l	90
53) Methyl methacrylate	4.958	41	420758	263.6454	ug/l	88
54) Dibromochloromethane	5.860	129	288897	284.2555	ug/l	98
55) 2-Chloroethylvinylether	5.193	63	202195	290.0839	ug/l	77
56) cis-1,3-Dichloropropene	5.277	75	456560	283.8038	ug/l	88
57) trans-1,3-Dichloropropene	5.547	75	400721	283.2875	ug/l	100
58) Ethyl methacrylate	5.583	41	451240	264.7353	ug/l	97
59) 1,1,2-Trichloroethane	5.650	97	214661	247.5030	ug/l	91
60) 1,2-Dibromoethane	5.926	107	247183	272.4822	ug/l	90
61) 1,3-Dichloropropane	5.734	76	379533	249.1880	ug/l	95
62) 4-Methyl-2-Pentanone	5.343	43	424910	274.5305	ug/l	98
63) 2-Hexanone	5.758	43	283154	277.9662	ug/l	95
64) Tetrachloroethene	5.746	164	201818	251.1679	ug/l	97
66) Toluene	5.463	92	585783	247.7508	ug/l	91
67) 1,1,1,2-Tetrachloroethane	6.209	133	222192	273.6475	ug/l	90

Quantitation Report (QT Reviewed)

SampleID : CAL @ 250 PPB Operator : WP Qt Meth : 6M_A0916.M
Data File: 6M73606.D Sam Mult : 1 Vial# : 10 Qt On : 09/16/11 15:50
Acq On : 09/16/11 14:27 Misc : A,5ML Qt Upd On: 09/16/11 13:38

Data Path : G:\GcMsData\2011\GCMS_6\Data\09-16-11\
Qt Path : G:\GcMsData\2011\GCMS_6\MethodQt\
Qt Resp Via : Initial Calibration

	Compound	R.T.	QIon	Response	Conc	Units	Dev(Min)
68)	Chlorobenzene	6.179	112	634617	251.1725	ug/l	99
70)	n-Butyl acrylate	6.425	55	697618	277.0526	ug/l	93
71)	n-Amyl acetate	6.539	43	736147	254.2849	ug/l	96
72)	Bromoform	6.599	173	211648	290.3324	ug/l	98
73)	Ethylbenzene	6.227	106	282112	242.9366	ug/l	91
74)	1,1,2,2-Tetrachloroethane	6.816	83	291758	268.6493	ug/l	89
76)	Styrene	6.497	104	572798	234.7546	ug/l	97
77)	m&p-Xylenes	6.281	106	645439	460.9670	ug/l	99
78)	o-Xylene	6.491	106	322718	229.6222	ug/l	87
79)	trans-1,4-Dichloro-2-b...	6.846	53	135095	232.3742	ug/l	72
80)	1,3-Dichlorobenzene	7.369	146	421207	245.9899	ug/l	88
81)	1,4-Dichlorobenzene	7.411	146	473780	258.6908	ug/l	92
82)	1,2-Dichlorobenzene	7.621	146	448028	270.5809	ug/l	90
83)	Isopropylbenzene	6.677	105	906883	266.3964	ug/l	96
84)	Cyclohexanone	6.732	55	60879	1297.3443	ug/l	93
85)	Camphene	6.840	93	220123	227.4725	ug/l	94
86)	1,2,3-Trichloropropane	6.852	75	321912	234.5710	ug/l	81
87)	2-Chlorotoluene	6.960	91	630628	207.1107	ug/l	97
88)	p-Ethyltoluene	6.954	105	948914	245.2472	ug/l	76
89)	4-Chlorotoluene	7.014	91	728286	251.4958	ug/l	91
90)	n-Propylbenzene	6.900	91	1064694	247.2570	ug/l	99
91)	Bromobenzene	6.858	77	618655	239.2047	ug/l	93
92)	1,3,5-Trimethylbenzene	6.984	105	644922	228.6672	ug/l	86
93)	Butyl methacrylate	6.996	41	582022	244.3776	ug/l	87
94)	t-Butylbenzene	7.170	119	644040	271.9972	ug/l	87
95)	1,2,4-Trimethylbenzene	7.194	105	774529	273.0869	ug/l	93
96)	sec-Butylbenzene	7.291	105	784641	270.3536	ug/l	99
97)	4-Isopropyltoluene	7.357	119	581694	262.5362	ug/l	92
98)	n-Butylbenzene	7.585	91	717096	273.6787	ug/l	83
99)	p-Diethylbenzene	7.573	119	357044	275.6873	ug/l	93
100)	1,2,4,5-Tetramethylben...	8.012	119	669064	302.6226	ug/l	94
101)	1,2-Dibromo-3-Chloropr...	8.054	157	58412	326.8964	ug/l	66
102)	Camphor	8.475	95	227695	3080.4635	ug/l	96
103)	Hexachlorobutadiene	8.631	225	121955	295.5313	ug/l	97
104)	1,2,4-Trichlorobenzene	8.541	180	287165	291.6674	ug/l	95
105)	1,2,3-Trichlorobenzene	8.829	180	260977	297.3628	ug/l	96
106)	Naphthalene	8.685	128	621253	302.0844	ug/l	100

(#) = qualifier out of range (m) = manual integration (+) = signals summed

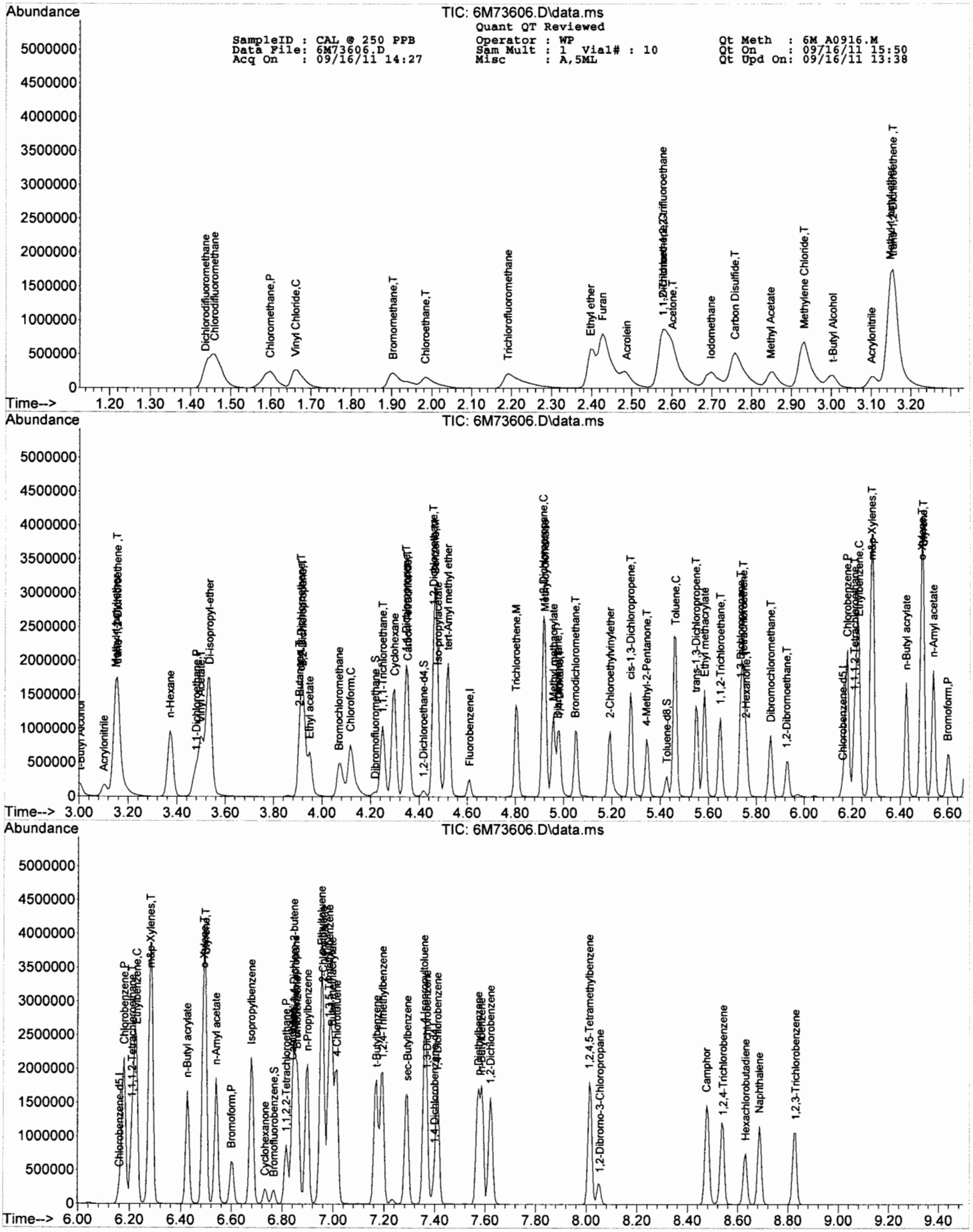
Abundance
TIC: 6M73606.D\data.ms
Quant QT Reviewed
SampleID : CAL @ 250 PPB
Data File: 6M73606.D
Acq On : 09/16/11 14:27
Operator : WP
Sam Mult : 1 Vial# : 10
Misc : A,5ML
Qt Meth : 6M_A0916.M
Qt On : 09/16/11 15:50
Qt Upd On: 09/16/11 13:38
Time-->

Quantitation Report (QT Reviewed)

SampleID : CAL @ 500 PPB Operator : WP Qt Meth : 6M_A0916.M
Data File: 6M73605.D Sam Mult : 1 Vial# : 9 Qt On : 09/16/11 15:48
Acq On : 09/16/11 14:10 Misc : A,5ML Qt Upd On: 09/16/11 13:38

Data Path : G:\GcMsData\2011\GCMS_6\Data\09-16-11\
Qt Path : G:\GcMsData\2011\GCMS_6\MethodQt\
Qt Resp Via : Initial Calibration

Compound	R.T.	QIon	Response	Conc	Units	Dev(Min)
Internal Standards						
4) Fluorobenzene	4.609	96	115148	30.00	ug/l	0.00
51) Chlorobenzene-d5	6.166	117	75222	30.00	ug/l	0.00
69) 1,4-Dichlorobenzene-d4	7.398	152	37683	30.00	ug/l	0.00
System Monitoring Compounds						
36) Dibromofluoromethane	4.218	111	32286	29.09	ug/l	0.00
Spiked Amount 30.000			Recovery = 96.97%			
38) 1,2-Dichloroethane-d4	4.416	67	19074	28.36	ug/l	0.00
Spiked Amount 30.000			Recovery = 94.53%			
65) Toluene-d8	5.426	98	108536	30.85	ug/l	0.00
Spiked Amount 30.000			Recovery = 102.83%			
75) Bromofluorobenzene	6.767	174	38770	32.13	ug/l	0.00
Spiked Amount 30.000			Recovery = 107.10%			
Target Compounds						Qvalue
5) Chlorodifluoromethane	1.459	51	1548555	525.1135	ug/l	84
6) Dichlorodifluoromethane	1.436	85	743662	460.5381	ug/l	85
7) Chloromethane	1.598	50	999247	699.0336	ug/l	78
8) Bromomethane	1.903	94	261518	457.9544	ug/l	80
9) Vinyl Chloride	1.661	62	803205	566.6242	ug/l	99
10) Chloroethane	1.978	64	379597	560.6066	ug/l	96
11) Trichlorofluoromethane	2.185	101	779271	612.6285	ug/l	84
12) Ethyl ether	2.397	59	523190	359.2982	ug/l	96
13) Furan	2.427	39	1696866	373.3615	ug/l	76
14) 1,1,2-Trichloro-1,2,2-...	2.577	101	431950	399.2201	ug/l	94
15) Methylene Chloride	2.932	84	597316	438.4875	ug/l	82
16) Acrolein	2.487	56	297480	1798.3234	ug/l	97
17) Acrylonitrile	3.106	53	264468	461.5551	ug/l	96
18) Iodomethane	2.697	142	740117	526.1298	ug/l	84
19) Acetone	2.601	43	1007889	1549.4948	ug/l	95
20) Carbon Disulfide	2.757	76	1778646	481.7604	ug/l	100
21) t-Butyl Alcohol	3.004	59	281654	2533.4892	ug/l	80
22) n-Hexane	3.370	57	618520	470.1861	ug/l	86
23) Di-isopropyl-ether	3.533	45	2650778	434.6623	ug/l	80
24) 1,1-Dichloroethene	2.577	61	925620	432.0148	ug/l	97
25) Methyl Acetate	2.853	43	746230	433.0151	ug/l	100
26) Methyl-t-butyl ether	3.154	73	1322456	441.1098	ug/l	75
27) 1,1-Dichloroethane	3.479	63	1109911	469.3623	ug/l	99
28) trans-1,2-Dichloroethene	3.154	96	489872	463.4353	ug/l	85
29) cis-1,2-Dichloroethene	3.911	61	1117274	473.3685	ug/l	99
30) Bromochloromethane	4.068	49	687665	550.4016	ug/l	85
31) 2,2-Dichloropropane	3.923	77	709535	509.7835	ug/l	97
32) Ethyl acetate	3.948	43	852697	458.8672	ug/l	89
33) 1,4-Dioxane	4.987	88	224078	22696.6628	ug/l	60
34) 1,1-Dichloropropene	4.344	75	665922	469.7280	ug/l	99
35) Chloroform	4.122	83	995316	512.2330	ug/l	84
37) Cyclohexane	4.296	56	944274	488.8635	ug/l	98
39) 1,2-Dichloroethane	4.464	62	685638	427.1865	ug/l	94
40) 2-Butanone	3.911	43	331953	423.1537	ug/l	91
41) 1,1,1-Trichloroethane	4.248	97	790402	537.9407	ug/l	99
42) Carbon Tetrachloride	4.356	117	572948	516.1762	ug/l	94
43) Vinyl Acetate	3.503	43	1817551	546.3542	ug/l	100
44) Bromodichloromethane	5.054	83	714921	519.0053	ug/l	91
45) Methylcyclohexane	4.921	83	457100	441.3352	ug/l	96
46) Dibromomethane	4.981	174	351372	505.7437	ug/l	93
47) 1,2-Dichloropropane	4.915	63	507130	428.3413	ug/l	95
48) Trichloroethene	4.807	130	495683	495.4655	ug/l	95
49) Benzene	4.464	78	1677409	416.0970	ug/l	100
50) tert-Amyl methyl ether	4.519	73	1345749	473.0639	ug/l	97
52) Iso-propylacetate	4.476	43	1377717	471.7262	ug/l	90
53) Methyl methacrylate	4.957	41	786231	509.2453	ug/l	88
54) Dibromochloromethane	5.859	129	551945	561.3719	ug/l	100
55) 2-Chloroethylvinylether	5.192	63	380776	564.6923	ug/l	79
56) cis-1,3-Dichloropropene	5.282	75	847194	544.3675	ug/l	90
57) trans-1,3-Dichloropropene	5.553	75	757277	553.3872	ug/l	97
58) Ethyl methacrylate	5.583	41	852928	517.2562	ug/l	98
59) 1,1,2-Trichloroethane	5.649	97	401326	478.3145	ug/l	91
60) 1,2-Dibromoethane	5.931	107	472079	537.9269	ug/l	90
61) 1,3-Dichloropropane	5.739	76	655636	444.9687	ug/l	95
62) 4-Methyl-2-Pentanone	5.342	43	812760	542.8064	ug/l	96
63) 2-Hexanone	5.763	43	537793	545.7245	ug/l	95
64) Tetrachloroethene	5.751	164	352959	454.0644	ug/l	98
66) Toluene	5.462	92	1017655	444.9056	ug/l	93
67) 1,1,1,2-Tetrachloroethane	6.214	133	393783	501.3132	ug/l	91

Quantitation Report (QT Reviewed)

SampleID : CAL @ 500 PPB Operator : WP Qt Meth : 6M_A0916.M
Data File: 6M73605.D Sam Mult : 1 Vial# : 9 Qt On : 09/16/11 15:48
Acq On : 09/16/11 14:10 Misc : A,5ML Qt Upd On: 09/16/11 13:38

Data Path : G:\GcMsData\2011\GCMS_6\Data\09-16-11\
Qt Path : G:\GcMsData\2011\GCMS_6\MethodQt\
Qt Resp Via : Initial Calibration

	Compound	R.T.	QIon	Response	Conc	Units	Dev(Min)
68)	Chlorobenzene	6.178	112	1127258	461.1823	ug/l	99
70)	n-Butyl acrylate	6.424	55	1301644	539.1043	ug/l	93
71)	n-Amyl acetate	6.538	43	1395196	502.6055	ug/l	97
72)	Bromoform	6.604	173	416229	595.4560	ug/l	94
73)	Ethylbenzene	6.226	106	456547	410.0086	ug/l	97
74)	1,1,2,2-Tetrachloroethane	6.815	83	527185	506.2465	ug/l	92
76)	Styrene	6.496	104	901561	385.3396	ug/l	93
77)	m&p-Xylenes	6.286	106	1006472	749.6394	ug/l	97
78)	o-Xylene	6.490	106	501655	372.2475	ug/l	89
79)	trans-1,4-Dichloro-2-b...	6.845	53	229897	412.3994	ug/l	68
80)	1,3-Dichlorobenzene	7.368	146	657844	400.6643	ug/l	90
81)	1,4-Dichlorobenzene	7.410	146	801793	456.5649	ug/l	93
82)	1,2-Dichlorobenzene	7.626	146	771812	486.1156	ug/l	91
83)	Isopropylbenzene	6.683	105	1578797	483.6592	ug/l	96
84)	Cyclohexanone	6.737	55	117318	2607.2846	ug/l	93
85)	Camphene	6.845	93	363440	391.6808	ug/l	94
86)	1,2,3-Trichloropropane	6.851	75	528172	401.3733	ug/l	80
87)	2-Chlorotoluene	6.959	91	939386	321.7433	ug/l	94
88)	p-Ethyltoluene	6.953	105	1420082	382.7602	ug/l	80
89)	4-Chlorotoluene	7.013	91	1220428	439.5183	ug/l	93
90)	n-Propylbenzene	6.899	91	1858589	450.1354	ug/l	99
91)	Bromobenzene	6.863	77	1072655	432.5310	ug/l	93
92)	1,3,5-Trimethylbenzene	6.983	105	1110866	410.7658	ug/l	94
93)	Butyl methacrylate	6.995	41	1003168	439.2701	ug/l	92
94)	t-Butylbenzene	7.170	119	1119213	492.9471	ug/l	88
95)	1,2,4-Trimethylbenzene	7.194	105	1317698	484.5238	ug/l	92
96)	sec-Butylbenzene	7.290	105	1336090	480.1014	ug/l	99
97)	4-Isopropyltoluene	7.356	119	905294	426.1085	ug/l	94
98)	n-Butylbenzene	7.590	91	1219277	485.2908	ug/l	82
99)	p-Diethylbenzene	7.572	119	605626	487.6807	ug/l	94
100)	1,2,4,5-Tetramethylben...	8.017	119	1039570	490.3696	ug/l	93
101)	1,2-Dibromo-3-Chloropr...	8.053	157	101741	593.7999	ug/l	67
102)	Camphor	8.480	95	351292	4956.4058	ug/l	97
103)	Hexachlorobutadiene	8.630	225	184695	466.7615	ug/l	95
104)	1,2,4-Trichlorobenzene	8.540	180	465620	493.2012	ug/l	95
105)	1,2,3-Trichlorobenzene	8.829	180	423160	502.8344	ug/l	96
106)	Naphthalene	8.690	128	1012737	513.5615	ug/l	100

(#) = qualifier out of range (m) = manual integration (+) = signals summed

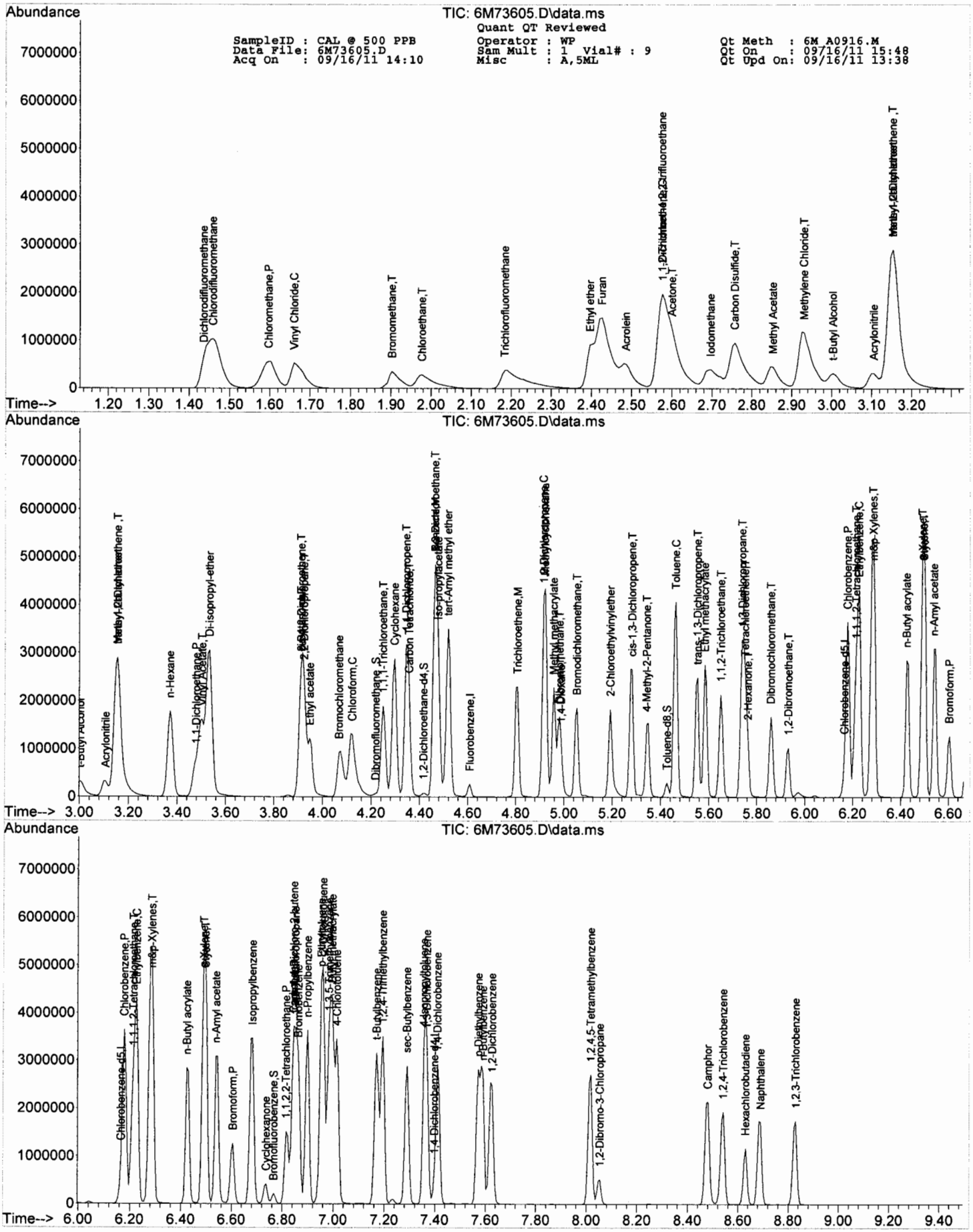
Abundance
TIC: 6M73605.D\data.ms
Quant QT Reviewed
SampleID : CAL @ 500 PPB
Data File: 6M73605.D
Acq On : 09/16/11 14:10
Operator : WP
Sam Mult : 1 Vial# : 9
Misc : A,5ML
Qt Meth : 6M_A0916.M
Qt On : 09/16/11 15:48
Qt Upd On: 09/16/11 13:38
Time-->

Quantitation Report (QT Reviewed)

SampleID : CAL @ 1 PPB Operator : WP Qt Meth : 6M_A0916.M
Data File: 6M73602.D Sam Mult : 1 Vial# : 6 Qt On : 09/16/11 13:38
Acq On : 09/16/11 13:21 Misc : A,5ML Qt Upd On: 09/16/11 13:38

Data Path : G:\GcMsData\2011\GCMS_6\Data\09-16-11\
Qt Path : G:\GcMsData\2011\GCMS_6\MethodQt\
Qt Resp Via : Initial Calibration

Compound	R.T.	QIon	Response	Conc	Units	Dev(Min)
Internal Standards						
4) Fluorobenzene	4.610	96	137542	30.00	ug/l	0.00
51) Chlorobenzene-d5	6.161	117	91146	30.00	ug/l	0.00
69) 1,4-Dichlorobenzene-d4	7.393	152	40563	30.00	ug/l	0.00
System Monitoring Compounds						
36) Dibromofluoromethane	4.213	111	43479	32.80	ug/l	-0.01
Spiked Amount 30.000			Recovery = 109.33%			
38) 1,2-Dichloroethane-d4	4.418	67	25549	31.81	ug/l	0.00
Spiked Amount 30.000			Recovery = 106.03%			
65) Toluene-d8	5.428	98	123595	28.99	ug/l	0.00
Spiked Amount 30.000			Recovery = 96.63%			
75) Bromofluorobenzene	6.768	174	40837	31.44	ug/l	0.00
Spiked Amount 30.000			Recovery = 104.80%			
Target Compounds						Qvalue
5) Chlorodifluoromethane	1.475	51	2729	0.7747	ug/l	72
6) Dichlorodifluoromethane	1.458	85	1055m	0.5470	ug/l	
7) Chloromethane	1.608	50	1539	0.9013	ug/l	76
8) Bromomethane	1.913	94	492m	0.7213	ug/l	
9) Vinyl Chloride	1.660	62	1368	0.8079	ug/l	90
10) Chloroethane	1.988	64	737	0.9112	ug/l	46
11) Trichlorofluoromethane	2.190	101	1121	0.7378	ug/l	67
12) Ethyl ether	2.398	59	1132	0.6508	ug/l	76
13) Furan	2.434	39	4233	0.7797	ug/l	63
14) 1,1,2-Trichloro-1,2,2-...	2.572	101	954	0.7382	ug/l	82
15) Methylene Chloride	2.927	84	1657	1.0183	ug/l	88
16) Acrolein	2.482	56	558	2.8240	ug/l	81
17) Acrylonitrile	3.107	53	489	0.7145	ug/l	87
18) Iodomethane	2.692	142	701m	0.4172	ug/l	
19) Acetone	2.602	43	3181	4.0941	ug/l	97
20) Carbon Disulfide	2.759	76	3430	0.7778	ug/l	100
21) t-Butyl Alcohol	2.987	59	502	3.7803	ug/l	65
22) n-Hexane	3.372	57	1224	0.7790	ug/l	94
23) Di-isopropyl-ether	3.528	45	5529	0.7590	ug/l	76
24) 1,1-Dichloroethene	2.584	61	1878	0.7338	ug/l	71
25) Methyl Acetate	2.855	43	1764	0.8569	ug/l	100
26) Methyl-t-butyl ether	3.149	73	2669	0.7453	ug/l	80
27) 1,1-Dichloroethane	3.474	63	2527	0.8946	ug/l	77
28) trans-1,2-Dichloroethene	3.155	96	1179	0.9338	ug/l	89
29) cis-1,2-Dichloroethene	3.913	61	2479	0.8793	ug/l	89
30) Bromochloromethane	4.069	49	1397	0.9361	ug/l	82
31) 2,2-Dichloropropane	3.919	77	1837	1.1049	ug/l	93
32) Ethyl acetate	3.955	43	1802m	0.8118	ug/l	
33) 1,4-Dioxane	4.983	88	424	35.9542	ug/l	50
34) 1,1-Dichloropropene	4.345	75	1426	0.8421	ug/l	73
35) Chloroform	4.111	83	2443	1.0526	ug/l	85
37) Cyclohexane	4.297	56	1693	0.7338	ug/l	91
39) 1,2-Dichloroethane	4.460	62	2088	1.0891	ug/l	92
40) 2-Butanone	3.907	43	874	0.9327	ug/l	97
41) 1,1,1-Trichloroethane	4.243	97	1711	0.9749	ug/l	88
42) Carbon Tetrachloride	4.351	117	1370	1.0333	ug/l	89
43) Vinyl Acetate	3.498	43	2949	0.7421	ug/l	100
44) Bromodichloromethane	5.049	83	1376	0.8363	ug/l	89
45) Methylcyclohexane	4.923	83	880	0.7113	ug/l	100
46) Dibromomethane	4.977	174	848	1.0218	ug/l	90
47) 1,2-Dichloropropane	4.917	63	1358	0.9603	ug/l	84
48) Trichloroethene	4.802	130	1153	0.9648	ug/l	97
49) Benzene	4.460	78	5333	1.1075	ug/l	100
50) tert-Amyl methyl ether	4.520	73	2568	0.7557	ug/l	79
52) Iso-propylacetate	4.478	43	3111	0.8791	ug/l	85
53) Methyl methacrylate	4.959	41	1241	0.6634	ug/l	78
54) Dibromochloromethane	5.860	129	970	0.8142	ug/l	94
55) 2-Chloroethylvinylether	5.193	63	471	0.5765	ug/l	55
56) cis-1,3-Dichloropropene	5.277	75	1335	0.7079	ug/l	99
57) trans-1,3-Dichloropropene	5.548	75	1336	0.8057	ug/l	73
58) Ethyl methacrylate	5.578	41	1383	0.6922	ug/l	87
59) 1,1,2-Trichloroethane	5.644	97	844	0.8302	ug/l	94
60) 1,2-Dibromoethane	5.926	107	892	0.8388	ug/l	98
61) 1,3-Dichloropropane	5.734	76	1725	0.9662	ug/l	89
62) 4-Methyl-2-Pentanone	5.343	43	1119	0.6168	ug/l	86
63) 2-Hexanone	5.758	43	883	0.7395	ug/l	78
64) Tetrachloroethene	5.746	164	949	1.0076	ug/l	88
66) Toluene	5.458	92	2774	1.0009	ug/l	87
67) 1,1,1,2-Tetrachloroethane	6.209	133	1019	1.0706	ug/l	86

Quantitation Report (QT Reviewed)

SampleID : CAL @ 1 PPB Operator : WP Qt Meth : 6M_A0916.M
Data File: 6M73602.D Sam Mult : 1 Vial# : 6 Qt On : 09/16/11 13:38
Acq On : 09/16/11 13:21 Misc : A,5ML Qt Upd On: 09/16/11 13:38

Data Path : G:\GcMsData\2011\GCMS_6\Data\09-16-11\
Qt Path : G:\GcMsData\2011\GCMS_6\MethodQt\
Qt Resp Via : Initial Calibration

Compound	R.T.	QIon	Response	Conc	Units	Dev(Min)
68) Chlorobenzene	6.179	112	2830	0.9555	ug/l	94
70) n-Butyl acrylate	6.425	55	1397	0.5375	ug/l	93
71) n-Amyl acetate	6.540	43	1862	0.6231	ug/l	91
72) Bromoform	6.606	173	654	0.8692	ug/l	78
73) Ethylbenzene	6.221	106	1112	0.9277	ug/l	93
74) 1,1,2,2-Tetrachloroethane	6.816	83	1313	1.1713	ug/l	94
76) Styrene	6.491	104	2060	0.8180	ug/l	91
77) m&p-Xylenes	6.281	106	2782	1.9250	ug/l	92
78) o-Xylene	6.491	106	1331	0.9175	ug/l	80
79) trans-1,4-Dichloro-2-b...	6.834	53	489m	0.8149	ug/l	
80) 1,3-Dichlorobenzene	7.363	146	1820	1.0298	ug/l	86
81) 1,4-Dichlorobenzene	7.411	146	2009	1.0628	ug/l	96
82) 1,2-Dichlorobenzene	7.628	146	1582	0.9257	ug/l	90
83) Isopropylbenzene	6.678	105	2661	0.7573	ug/l	93
84) Cyclohexanone	6.732	55	123m	2.5395	ug/l	
85) Camphene	6.840	93	687	0.6878	ug/l	98
86) 1,2,3-Trichloropropane	6.846	75	1562	1.1027	ug/l	76
87) 2-Chlorotoluene	6.954	91	3216	1.0233	ug/l	96
88) p-Ethyltoluene	6.954	105	3359	0.8411	ug/l	81
89) 4-Chlorotoluene	7.014	91	2719	0.9097	ug/l	92
90) n-Propylbenzene	6.894	91	3627	0.8161	ug/l	99
91) Bromobenzene	6.858	77	2561	0.9594	ug/l	92
92) 1,3,5-Trimethylbenzene	6.978	105	2348	0.8066	ug/l	94
93) Butyl methacrylate	6.996	41	1787	0.7269	ug/l	93
94) t-Butylbenzene	7.171	119	1451	0.5937	ug/l	92
95) 1,2,4-Trimethylbenzene	7.189	105	2118	0.7235	ug/l	97
96) sec-Butylbenzene	7.285	105	2059	0.6873	ug/l	98
97) 4-Isopropyltoluene	7.357	119	1493	0.6528	ug/l	93
98) n-Butylbenzene	7.586	91	2002	0.7403	ug/l	84
99) p-Diethylbenzene	7.567	119	888	0.6643	ug/l	83
100) 1,2,4,5-Tetramethylben...	8.012	119	1128	0.4943	ug/l	94
101) 1,2-Dibromo-3-Chloropr...	8.048	157	59m	0.3199	ug/l	
102) Camphor	8.475	95	312	4.0895	ug/l	85
103) Hexachlorobutadiene	8.631	225	501	1.1762	ug/l	87
104) 1,2,4-Trichlorobenzene	8.535	180	659	0.6485	ug/l	85
105) 1,2,3-Trichlorobenzene	8.830	180	690	0.7617	ug/l	96
106) Naphthalene	8.686	128	1178	0.5550	ug/l	100

(#) = qualifier out of range (m) = manual integration (+) = signals summed

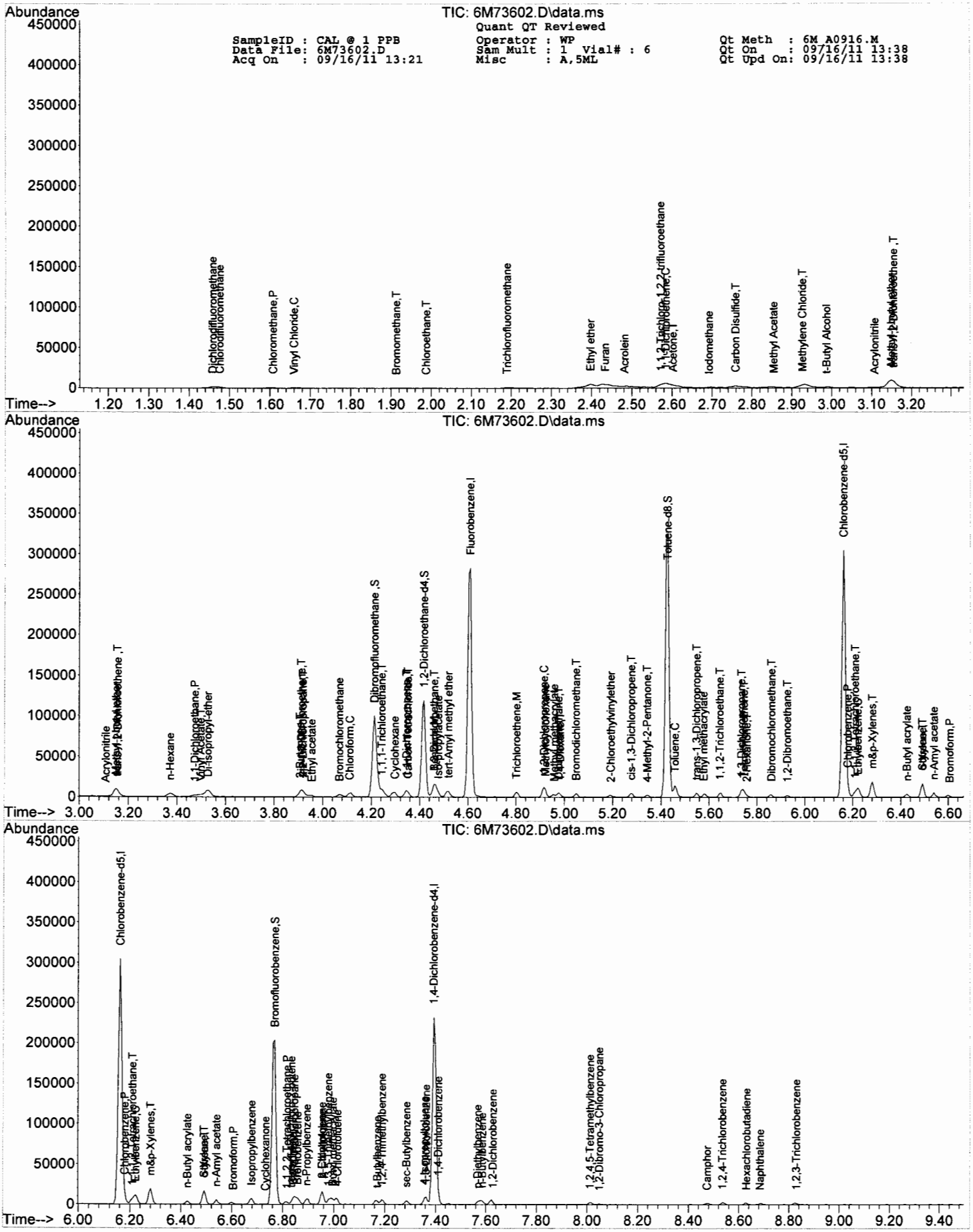
Abundance
TIC: 6M73602.D\data.ms
Quant QT Reviewed
SampleID : CAL @ 1 PPB
Data File: 6M73602.D
Acq On : 09/16/11 13:21
Operator : WP
Sam Mult : 1 Vial# : 6
Misc : A,5ML
Qt Meth : 6M_A0916.M
Qt On : 09/16/11 13:38
Qt Upd On: 09/16/11 13:38
Dichlorodifluoromethane
Chloromethane,P
Vinyl Chloride,C
Bromomethane,T
Chloroethane,T
Trichlorofluoromethane
Ethyl ether
Furan
Acrolein
Acetone,I
Iodomethane
Carbon Disulfide,T
Methyl Acetate
Methylene Chloride,T
t-Butyl Alcohol
Acrylonitrile
Time-->

Abundance
TIC: 6M73602.D\data.ms
Acrylonitrile
n-Hexane
Ethyl acetate
Bromochloromethane
Chloroform,C
Dibromofluoromethane,S
1,1,1-Trichloroethane,I
Cyclohexane
1,2-Dichloroethane-d4,S
Isopropyl acetate
tert-Amyl methyl ether
Fluorobenzene,I
Trichloroethene,M
Bromodichloromethane,T
2-Chloroethylvinylether
cis-1,3-Dichloropropene,T
4-Methyl-2-Pentanone,T
Toluene-d8,S
Toluene,C
Ethyl methacrylate
1,1,2-Trichloroethane,T
Dibromochloromethane,T
1,2-Dibromoethane,T
Chlorobenzene-d5,I
Chlorobenzene,P
Ethylbenzene,C
m&p-Xylenes,T
n-Butyl acrylate
n-Amyl acetate
Bromoform,P
Time-->

Abundance
TIC: 6M73602.D\data.ms
Chlorobenzene-d5,I
Chlorobenzene,P
Ethylbenzene,C
m&p-Xylenes,T
n-Butyl acrylate
n-Amyl acetate
Bromoform,P
Isopropylbenzene
Cyclohexanone
Bromofluorobenzene,S
n-Propylbenzene
1,4-Dichlorobenzene-d4,I
1,4-Dichlorobenzene
sec-Butylbenzene
1,2-Dichlorobenzene
1,2,4,5-Tetramethylbenzene
1,2-Dibromo-3-Chloropropane
Camphor
1,2,4-Trichlorobenzene
Hexachlorobutadiene
Naphthalene
1,2,3-Trichlorobenzene
Time-->

Quantitation Report (QT Reviewed)

SampleID : CAL @ 0.5 PPB Operator : WP Qt Meth : 6M_A0916.M
Data File: 6M73603.D Sam Mult : 1 Vial# : 7 Qt On : 09/16/11 15:59
Acq On : 09/16/11 13:37 Misc : A,5ML Qt Upd On: 09/16/11 13:38

Data Path : G:\GcMsData\2011\GCMS_6\Data\09-16-11\
Qt Path : G:\GcMsData\2011\GCMS_6\MethodQt\
Qt Resp Via : Initial Calibration

Compound	R.T.	QIon	Response	Conc	Units	Dev(Min)
Internal Standards						
4) Fluorobenzene	4.608	96	135919	30.00	ug/l	0.00
51) Chlorobenzene-d5	6.159	117	89290	30.00	ug/l	0.00
69) 1,4-Dichlorobenzene-d4	7.398	152	37929	30.00	ug/l	0.00
System Monitoring Compounds						
36) Dibromofluoromethane	4.218	111	41460	31.65	ug/l	0.00
Spiked Amount 30.000			Recovery = 105.50%			
38) 1,2-Dichloroethane-d4	4.416	67	26128	32.92	ug/l	0.00
Spiked Amount 30.000			Recovery = 109.73%			
65) Toluene-d8	5.426	98	119781	28.68	ug/l	0.00
Spiked Amount 30.000			Recovery = 95.60%			
75) Bromofluorobenzene	6.766	174	37473	30.85	ug/l	0.00
Spiked Amount 30.000			Recovery = 102.83%			
Target Compounds						Qvalue
5) Chlorodifluoromethane	1.468	51	1158	0.3327	ug/l	51
6) Dichlorodifluoromethane	0.000		0	N.D. d		
7) Chloromethane	0.000		0	N.D. d		
8) Bromomethane	0.000		0	N.D.		
9) Vinyl Chloride	0.000		0	N.D. d		
10) Chloroethane	0.000		0	N.D.		
11) Trichlorofluoromethane	0.000		0	N.D. d		
12) Ethyl ether	0.000		0	N.D. d		
13) Furan	0.000		0	N.D. d		
14) 1,1,2-Trichloro-1,2,2-...	0.000		0	N.D. d		
15) Methylene Chloride	0.000		0	N.D. d		
16) Acrolein	0.000		0	N.D. d		
17) Acrylonitrile	0.000		0	N.D. d		
18) Iodomethane	0.000		0	N.D.		
19) Acetone	0.000		0	N.D. d		
20) Carbon Disulfide	0.000		0	N.D. d		
21) t-Butyl Alcohol	0.000		0	N.D. d		
22) n-Hexane	0.000		0	N.D. d		
23) Di-isopropyl-ether	0.000		0	N.D. d		
24) 1,1-Dichloroethene	0.000		0	N.D. d		
25) Methyl Acetate	0.000		0	N.D. d		
26) Methyl-t-butyl ether	3.148	73	1333	0.3767	ug/l	80
27) 1,1-Dichloroethane	0.000		0	N.D. d		
28) trans-1,2-Dichloroethene	0.000		0	N.D. d		
29) cis-1,2-Dichloroethene	0.000		0	N.D. d		
30) Bromochloromethane	0.000		0	N.D. d		
31) 2,2-Dichloropropane	0.000		0	N.D. d		
32) Ethyl acetate	0.000		0	N.D. d		
33) 1,4-Dioxane	0.000		0	N.D. d		
34) 1,1-Dichloropropene	0.000		0	N.D. d		
35) Chloroform	0.000		0	N.D. d		
37) Cyclohexane	0.000		0	N.D. d		
39) 1,2-Dichloroethane	4.464	62	952	0.5025	ug/l	80
40) 2-Butanone	0.000		0	N.D. d		
41) 1,1,1-Trichloroethane	0.000		0	N.D. d		
42) Carbon Tetrachloride	0.000		0	N.D. d		
43) Vinyl Acetate	0.000		0	N.D. d		
44) Bromodichloromethane	5.047	83	706m	0.4342	ug/l	
45) Methylcyclohexane	0.000		0	N.D. d		
46) Dibromomethane	0.000		0	N.D. d		
47) 1,2-Dichloropropane	0.000		0	N.D. d		
48) Trichloroethene	0.000		0	N.D. d		
49) Benzene	4.464	78	2239	0.4705	ug/l	100
50) tert-Amyl methyl ether	0.000		0	N.D. d		
52) Iso-propylacetate	0.000		0	N.D. d		
53) Methyl methacrylate	0.000		0	N.D. d		
54) Dibromochloromethane	0.000		0	N.D. d		
55) 2-Chloroethylvinylether	0.000		0	N.D. d		
56) cis-1,3-Dichloropropene	0.000		0	N.D. d		
57) trans-1,3-Dichloropropene	0.000		0	N.D. d		
58) Ethyl methacrylate	0.000		0	N.D. d		
59) 1,1,2-Trichloroethane	0.000		0	N.D. d		
60) 1,2-Dibromoethane	0.000		0	N.D. d		
61) 1,3-Dichloropropane	0.000		0	N.D. d		
62) 4-Methyl-2-Pentanone	0.000		0	N.D. d		
63) 2-Hexanone	0.000		0	N.D. d		
64) Tetrachloroethene	0.000		0	N.D. d		
66) Toluene	0.000		0	N.D. d		
67) 1,1,1,2-Tetrachloroethane	0.000		0	N.D. d		

Quantitation Report (QT Reviewed)

SampleID : CAL @ 0.5 PPB Operator : WP Qt Meth : 6M_A0916.M
Data File: 6M73603.D Sam Mult : 1 Vial# : 7 Qt On : 09/16/11 15:59
Acq On : 09/16/11 13:37 Misc : A,5ML Qt Upd On: 09/16/11 13:38

Data Path : G:\GcMsData\2011\GCMS_6\Data\09-16-11\
Qt Path : G:\GcMsData\2011\GCMS_6\MethodQt\
Qt Resp Via : Initial Calibration

Compound	R.T.	QIon	Response	Conc	Units	Dev(Min)
68) Chlorobenzene	0.000		0	N.D. d		
70) n-Butyl acrylate	0.000		0	N.D. d		
71) n-Amyl acetate	0.000		0	N.D. d		
72) Bromoform	0.000		0	N.D. d		
73) Ethylbenzene	0.000		0	N.D. d		
74) 1,1,2,2-Tetrachloroethane	0.000		0	N.D. d		
76) Styrene	0.000		0	N.D. d		
77) m&p-Xylenes	6.280	106	1035	0.7659	ug/l	94
78) o-Xylene	0.000		0	N.D. d		
79) trans-1,4-Dichloro-2-b...	0.000		0	N.D. d		
80) 1,3-Dichlorobenzene	0.000		0	N.D. d		
81) 1,4-Dichlorobenzene	0.000		0	N.D. d		
82) 1,2-Dichlorobenzene	0.000		0	N.D. d		
83) Isopropylbenzene	0.000		0	N.D. d		
84) Cyclohexanone	0.000		0	N.D. d		
85) Camphene	0.000		0	N.D. d		
86) 1,2,3-Trichloropropane	0.000		0	N.D. d		
87) 2-Chlorotoluene	0.000		0	N.D. d		
88) p-Ethyltoluene	0.000		0	N.D. d		
89) 4-Chlorotoluene	0.000		0	N.D. d		
90) n-Propylbenzene	0.000		0	N.D. d		
91) Bromobenzene	0.000		0	N.D. d		
92) 1,3,5-Trimethylbenzene	0.000		0	N.D. d		
93) Butyl methacrylate	0.000		0	N.D. d		
94) t-Butylbenzene	0.000		0	N.D. d		
95) 1,2,4-Trimethylbenzene	0.000		0	N.D. d		
96) sec-Butylbenzene	0.000		0	N.D. d		
97) 4-Isopropyltoluene	0.000		0	N.D. d		
98) n-Butylbenzene	0.000		0	N.D. d		
99) p-Diethylbenzene	0.000		0	N.D. d		
100) 1,2,4,5-Tetramethylben...	0.000		0	N.D. d		
101) 1,2-Dibromo-3-Chloropr...	0.000		0	N.D.		
102) Camphor	8.474	95	39m	0.5467	ug/l	
103) Hexachlorobutadiene	0.000		0	N.D. d		
104) 1,2,4-Trichlorobenzene	0.000		0	N.D. d		
105) 1,2,3-Trichlorobenzene	0.000		0	N.D. d		
106) Naphthalene	0.000		0	N.D. d		

(#) = qualifier out of range (m) = manual integration (+) = signals summed


Abundance
TIC: 6M73603.D\data.ms
Quant QT Reviewed
SampleID : CAL @ 0.5 PPB
Data File: 6M73603.D
Acq On : 09/16/11 13:37
Operator : WP
Sam Mult : 1 Vial# : 7
Misc : A,5ML
Qt Meth : 6M_A0916.M
Qt On : 09/16/11 15:59
Qt Upd On: 09/16/11 13:38
Chlorodifluoromethane
Methyl-t-butyl ether
Dibromofluoromethane,S
1,2-Dichloroethane-d4,S
Fluorobenzene,I
Bromodichloromethane,T
Toluene-d8,S
Chlorobenzene-d5,I
m&p-Xylenes,T
Bromofluorobenzene,S
1,4-Dichlorobenzene-d4,I
Camphor
Time-->

Form7

Continuing Calibration

Calibration Name: CAL @ 20 PPB **Data File:** 6M73878.D **Instrument:** GCMS 6

Cont Calibration Date/Time 9/27/2011 8:41:00 A Method: EPA 8260B

TxtCompd:	Col#	Multi Num	Type	RT	Conc	Conc Exp	Lo Lim	Hi Lim	Initial RF	RF	%Diff	Flag
Fluorobenzene	1	0	I	4.62	30.00	30				0.000	0.00	
Chlorodifluoromethane	1	0		1.46	17.67				0.699			
Dichlorodifluoromethane	1	0		1.44	11.57	20			0.318	0.219	42.15	
Chloromethane	1	0	CP	1.60	15.72	20	0.1		0.423	0.398	21.40	
Bromomethane	1	0		1.92	12.00	20			0.197	0.155	39.98	
Vinyl Chloride	1	0	CC	1.66	18.79	20	20		0.398	0.374	6.04	
Chloroethane	1	0		1.99	20.09	20			0.199	0.200	0.45	
Trichlorofluoromethane	1	0		2.20	17.71	20			0.365	0.359	11.46	
Ethyl ether	1	0		2.41	20.23	20			0.300	0.304	1.15	
Furan	1	0		2.44	19.64	20			0.951	0.934	1.80	
1.1.2-Trichloro-1.2.2-trifluoroetha	1	0		2.58	18.08	20			0.212	0.192	9.58	
Methylene Chloride	1	0		2.94	20.91	20			0.334	0.349	4.57	
Acrolein	1	0		2.49	88.87	100			0.029	0.026	11.13	
Acrylonitrile	1	0		3.12	19.95	20			0.137	0.136	0.23	
Iodomethane	1	0		2.70	14.76	20			0.371	0.288	26.18	
Acetone	1	0		2.61	91.49	100			0.112	0.102	8.51	
Carbon Disulfide	1	0		2.77	21.25	20			0.817	0.868	6.23	
t-Butyl Alcohol	1	0		3.01	96.64	100			0.029	0.028	3.36	
n-Hexane	1	0		3.38	17.47	20			0.317	0.277	12.67	
Di-isopropyl-ether	1	0		3.55	20.29	20			1.484	1.505	1.45	
1.1-Dichloroethene	1	0	CC	2.59	17.96	20	20		0.445	0.400	10.18	
Methyl Acetate	1	0		2.86	20.35	20			0.395	0.402	1.73	
Methyl-t-butyl ether	1	0		3.16	21.98	20			0.734	0.786	9.89	
1.1-Dichloroethane	1	0	CP	3.49	20.18	20	0.1		0.610	0.615	0.92	
trans-1.2-Dichloroethene	1	0		3.16	20.62	20			0.281	0.290	3.08	
cis-1.2-Dichloroethene	1	0		3.93	20.07	20			0.605	0.607	0.34	
Bromochloromethane	1	0		4.08	21.58	20			0.301	0.325	7.88	
2.2-Dichloropropane	1	0		3.93	19.62	20			0.385	0.377	1.91	
Ethyl acetate	1	0		3.96	18.71				0.447			
1.4-Dioxane	1	0		5.00	1072.44	1000			0.002	0.003	7.24	
1.1-Dichloropropene	1	0		4.36	21.35	20			0.374	0.399	6.76	
Chloroform	1	0	CC	4.13	21.17	20	20		0.524	0.554	5.87	
Dibromofluoromethane	1	0	S	4.23	31.04	30			0.300	0.310	3.45	
Cyclohexane	1	0		4.30	17.05	20			0.463	0.428	14.77	
1.2-Dichloroethane-d4	1	0	S	4.43	31.52	30			0.180	0.189	5.06	
1.2-Dichloroethane	1	0		4.47	22.64	20			0.417	0.473	13.22	
2-Butanone	1	0		3.93	18.69	20			0.189	0.177	6.53	
1.1.1-Trichloroethane	1	0		4.26	20.42	20			0.408	0.417	2.12	
Carbon Tetrachloride	1	0		4.36	21.63	20			0.306	0.330	8.15	
Vinyl Acetate	1	0		3.51	16.77	20			0.823	0.788	16.14	
Bromodichloromethane	1	0		5.06	21.76	20			0.344	0.374	8.81	
Methylcyclohexane	1	0		4.93	19.79	20			0.251	0.249	1.05	
Dibromomethane	1	0		4.99	23.13	20			0.196	0.227	15.67	
1.2-Dichloropropane	1	0	CC	4.93	21.76	20	20		0.306	0.333	8.79	
Trichloroethene	1	0		4.81	19.47	20			0.266	0.259	2.63	
Benzene	1	0		4.48	21.63	20			1.074	1.161	8.15	
tert-Amyl methyl ether	1	0		4.53	20.68	20			0.709	0.733	3.39	
Chlorobenzene-d5	1	0	I	6.17	30.00	30				0.000	0.00	
Iso-propylacetate	1	0		4.49	20.99				1.157			
Methyl methacrylate	1	0		4.97	20.88				0.582			
Dibromochloromethane	1	0		5.87	22.35	20			0.392	0.438	11.77	
2-Chloroethylvinylether	1	0		5.21	17.16	20			0.262	0.262	14.19	
cis-1.3-Dichloropropene	1	0		5.29	19.68	20			0.613	0.671	1.62	
trans-1.3-Dichloropropene	1	0		5.56	22.10	20			0.541	0.598	10.50	
Ethyl methacrylate	1	0		5.60	18.69				0.613			
1.1.2-Trichloroethane	1	0		5.66	23.24	20			0.321	0.373	16.19	
1.2-Dibromoethane	1	0		5.94	21.13	20			0.347	0.367	5.64	
1.3-Dichloropropane	1	0		5.75	22.41	20			0.594	0.666	12.07	
4-Methyl-2-Pentanone	1	0		5.36	18.10	20			0.563	0.588	9.49	
2-Hexanone	1	0		5.77	19.89	20			0.389	0.387	0.53	
Tetrachloroethene	1	0		5.76	22.72	20			0.312	0.355	13.62	
Toluene-d8	1	0	S	5.44	31.18	30			1.387	1.442	3.93	
Toluene	1	0	CC	5.47	22.35	20	20		0.912	1.019	11.73	
1.1.1.2-Tetrachloroethane	1	0		6.22	22.87	20			0.333	0.380	14.37	
Chlorobenzene	1	0	CP	6.19	21.46	20	0.3		0.962	1.032	7.28	
1.4-Dichlorobenzene-d4	1	0	I	7.41	30.00	30				0.000	0.00	
n-Butyl acrylate	1	0		6.44	16.07				1.749			
n-Amyl acetate	1	0		6.55	18.45				2.027			
Bromoform	1	0	CP	6.61	21.63	20	0.1		0.563	0.608	8.14	

CC - Continuing Calibration Check Compound CP - System Performance Check Compound I - Internal Standard

N/O or N/O - Not applicable for this run * - Failed the C or P Criteria ** - No limit specified in method

Note:

8260/8270 limits are compared against the %DIFF/R.F. **625 limits are compared against the %DIFF.**

624 limits are compared against the concentration found. **524.2 limits are compared against the %DIFF**

Form7

Continuing Calibration

Calibration Name: CAL @ 20 PPB **Data File:** 6M73878.D **Instrument:** GCMS 6

Cont Calibration Date/Time 9/27/2011 8:41:00 A Method: EPA 8260B

TxtCompd:	Col#	Multi Num	Type	RT	Conc	Conc Exp	Lo Lim	Hi Lim	Initial RF	RF	%Diff	Flag
Ethylbenzene	1	0	CC	6.24	22.82	20	20		0.872	1.002	14.12	
1.1.2.2-Tetrachloroethane	1	0	CP	6.83	20.10	20	0.3		0.869	0.873	0.50	
Bromofluorobenzene	1	0	S	6.78	29.98	30			0.978	0.977	0.05	
Styrene	1	0		6.50	23.57	20			1.796	2.116	17.83	
m&p-Xylenes	1	0		6.29	49.16	40			1.043	1.282	22.90	
o-Xylene	1	0		6.50	23.36	20			1.021	1.192	16.81	
trans-1.4-Dichloro-2-butene	1	0		6.85	20.88	20			0.404	0.422	4.40	
1.3-Dichlorobenzene	1	0		7.38	21.85	20			1.344	1.468	9.24	
1.4-Dichlorobenzene	1	0		7.42	20.54	20			1.426	1.465	2.68	
1.2-Dichlorobenzene	1	0		7.63	21.12	20			1.310	1.383	5.60	
Isopropylbenzene	1	0		6.69	20.65	20			2.577	2.660	3.23	
Cyclohexanone	1	0		6.74	85.11				0.033			
Camphene	1	0		6.85	20.74	20			0.632	0.655	3.70	
1.2.3-Trichloropropane	1	0		6.86	22.37	20			1.023	1.145	11.86	
2-Chlorotoluene	1	0		6.97	22.33	20			2.334	2.606	11.65	
p-Ethyltoluene	1	0		6.97	22.16				2.856			
4-Chlorotoluene	1	0		7.02	21.41	20			2.214	2.371	7.07	
n-Propylbenzene	1	0		6.91	21.18	20			3.140	3.324	5.87	
Bromobenzene	1	0		6.87	22.47	20			1.923	2.160	12.33	
1.3.5-Trimethylbenzene	1	0		7.00	22.62	20			2.064	2.335	13.11	
Butyl methacrylate	1	0		7.00	20.83				1.700			
t-Butylbenzene	1	0		7.18	19.49	20			1.744	1.782	2.55	
1.2.4-Trimethylbenzene	1	0		7.20	22.24	20			2.195	2.409	11.19	
sec-Butylbenzene	1	0		7.30	20.33	20			2.160	2.228	1.67	
4-Isopropyltoluene	1	0		7.37	20.15	20			1.709	1.828	0.75	
n-Butylbenzene	1	0		7.60	20.55	20			2.017	2.072	2.73	
p-Diethylbenzene	1	0		7.58	19.35				0.941			
1.2.4.5-Tetramethylbenzene	1	0		8.02	13.65				1.567			
1.2-Dibromo-3-Chloropropane	1	0		8.06	18.27	20			0.137	0.151	8.64	
Camphor	1	0		8.49	122.96	200			0.046	0.047	38.52	
Hexachlorobutadiene	1	0		8.64	18.26	20			0.351	0.320	8.69	
1.2.4-Trichlorobenzene	1	0		8.55	20.94	20			0.762	0.809	4.70	
1.2.3-Trichlorobenzene	1	0		8.84	18.62	20			0.689	0.654	6.88	
Naphthalene	1	0		8.70	18.37	20			1.552	1.543	8.14	
Freon 113	1	100		0.00	0.00	20				0.000	100.00	
1.2-Dioxane	1	100		0.00	0.00	2000				0.000	100.00	

CC - Continuing Calibration Check Compound CP - System Performance Check Compound I - Internal Standard

N/O or N/O - Not applicable for this run * - Failed the C or P Criteria ** - No limit specified in method

Note:

8260/8270 limits are compared against the %DIFF/R.F. **625 limits are compared against the %DIFF.**

624 limits are compared against the concentration found. **524.2 limits are compared against the %DIFF**

Quantitation Report (QT Reviewed)

SampleID : CAL @ 20 PPB Operator : WP Qt Meth : 6M_A0916.M
Data File: 6M73878.D Sam Mult : 1 Vial# : 33 Qt On : 09/27/11 08:54
Acq On : 09/27/11 08:41 Misc : A,5ML Qt Upd On: 09/22/11 07:43

Data Path : G:\GcMsData\2011\GCMS_6\Data\09-27-11\
Qt Path : G:\GcMsData\2011\GCMS_6\MethodQt\
Qt Resp Via : Initial Calibration

Compound	R.T.	QIon	Response	Conc	Units	Dev(Min)
Internal Standards						
4) Fluorobenzene	4.622	96	123312	30.00	ug/l	0.01
51) Chlorobenzene-d5	6.173	117	75127	30.00	ug/l	0.00
69) 1,4-Dichlorobenzene-d4	7.406	152	36660	30.00	ug/l	0.00
System Monitoring Compounds						
36) Dibromofluoromethane	4.226	111	38264	31.04	ug/l	0.01
Spiked Amount 30.000			Recovery = 103.47%			
38) 1,2-Dichloroethane-d4	4.430	67	23285	31.52	ug/l	0.01
Spiked Amount 30.000			Recovery = 105.07%			
65) Toluene-d8	5.440	98	108314	31.18	ug/l	0.01
Spiked Amount 30.000			Recovery = 103.93%			
75) Bromofluorobenzene	6.780	174	35835	29.98	ug/l	0.01
Spiked Amount 30.000			Recovery = 99.93%			
Target Compounds						Qvalue
5) Chlorodifluoromethane	1.465	51	50799	17.6738	ug/l	67
6) Dichlorodifluoromethane	1.436	85	17967	11.5706	ug/l	84
7) Chloromethane	1.597	50	32693	15.7203	ug/l	81
8) Bromomethane	1.920	94	12706	12.0041	ug/l	100
9) Vinyl Chloride	1.660	62	30744	18.7910	ug/l	98
10) Chloroethane	1.994	64	16439	20.0892	ug/l	87
11) Trichlorofluoromethane	2.202	101	29482	17.7071	ug/l	85
12) Ethyl ether	2.410	59	24961	20.2295	ug/l	95
13) Furan	2.440	39	76757	19.6398	ug/l	77
14) 1,1,2-Trichloro-1,2,2-...	2.585	101	15756	18.0831	ug/l	94
15) Methylene Chloride	2.939	84	28706	20.9143	ug/l	78
16) Acrolein	2.494	56	10698	88.8654	ug/l	79
17) Acrylonitrile	3.120	53	11200	19.9541	ug/l	93
18) Iodomethane	2.705	142	23685	14.7631	ug/l	93
19) Acetone	2.609	43	41973	91.4895	ug/l	99
20) Carbon Disulfide	2.771	76	71386	21.2450	ug/l	100
21) t-Butyl Alcohol	3.005	59	11349	96.6435	ug/l	88
22) n-Hexane	3.384	57	22746	17.4659	ug/l	95
23) Di-isopropyl-ether	3.546	45	123760	20.2903	ug/l	83
24) 1,1-Dichloroethene	2.591	61	32848	17.9639	ug/l	92
25) Methyl Acetate	2.861	43	33013	20.3453	ug/l	100
26) Methyl-t-butyl ether	3.162	73	64582	21.9771	ug/l	78
27) 1,1-Dichloroethane	3.492	63	50571	20.1849	ug/l	97
28) trans-1,2-Dichloroethene	3.162	96	23852	20.6158	ug/l	81
29) cis-1,2-Dichloroethene	3.925	61	49892	20.0685	ug/l	100
30) Bromochloromethane	4.081	49	26706	21.5758	ug/l	85
31) 2,2-Dichloropropane	3.931	77	31026	19.6188	ug/l	94
32) Ethyl acetate	3.961	43	34370	18.7134	ug/l	90
33) 1,4-Dioxane	4.995	88	10937	1072.4417	ug/l	56
34) 1,1-Dichloropropene	4.358	75	32823	21.3520	ug/l	98
35) Chloroform	4.129	83	45581	21.1744	ug/l	84
37) Cyclohexane	4.304	56	35185	17.0466	ug/l	98
39) 1,2-Dichloroethane	4.472	62	38850	22.6431	ug/l	91
40) 2-Butanone	3.925	43	14554	18.6946	ug/l	93
41) 1,1,1-Trichloroethane	4.262	97	34287	20.4238	ug/l	93
42) Carbon Tetrachloride	4.364	117	27166	21.6295	ug/l	96
43) Vinyl Acetate	3.510	43	64800	16.7725	ug/l	100
44) Bromodichloromethane	5.061	83	30765	21.7619	ug/l	93
45) Methylcyclohexane	4.929	83	20444	19.7900	ug/l	94
46) Dibromomethane	4.989	174	18663	23.1340	ug/l	96
47) 1,2-Dichloropropane	4.929	63	27360	21.7585	ug/l	91
48) Trichloroethene	4.815	130	21270	19.4744	ug/l	95
49) Benzene	4.478	78	95451	21.6296	ug/l	100
50) tert-Amyl methyl ether	4.532	73	60280	20.6779	ug/l	93
52) Iso-propylacetate	4.490	43	60824	20.9931	ug/l	91
53) Methyl methacrylate	4.971	41	30426	20.8806	ug/l	92
54) Dibromochloromethane	5.873	129	21933	22.3533	ug/l	96
55) 2-Chloroethylvinylether	5.205	63	13122	17.1626	ug/l	80
56) cis-1,3-Dichloropropene	5.290	75	33590	19.6768	ug/l	91
57) trans-1,3-Dichloropropene	5.560	75	29960	22.1004	ug/l	97
58) Ethyl methacrylate	5.596	41	32047	18.6854	ug/l	99
59) 1,1,2-Trichloroethane	5.662	97	18705	23.2383	ug/l	87
60) 1,2-Dibromoethane	5.939	107	18379	21.1279	ug/l	90
61) 1,3-Dichloropropane	5.746	76	33362	22.4148	ug/l	98
62) 4-Methyl-2-Pentanone	5.356	43	29442	18.1024	ug/l	99
63) 2-Hexanone	5.770	43	19367	19.8935	ug/l	92
64) Tetrachloroethene	5.758	164	17777	22.7249	ug/l	94
66) Toluene	5.470	92	51048	22.3452	ug/l	89
67) 1,1,1,2-Tetrachloroethane	6.221	133	19054	22.8730	ug/l	93

Quantitation Report (QT Reviewed)

SampleID : CAL @ 20 PPB Operator : WP Qt Meth : 6M_A0916.M
Data File: 6M73878.D Sam Mult : 1 Vial# : 33 Qt On : 09/27/11 08:54
Acq On : 09/27/11 08:41 Misc : A,5ML Qt Upd On: 09/22/11 07:43

Data Path : G:\GcMsData\2011\GCMS_6\Data\09-27-11\
Qt Path : G:\GcMsData\2011\GCMS_6\MethodQt\
Qt Resp Via : Initial Calibration

Compound	R.T.	QIon	Response	Conc	Units	Dev(Min)
68) Chlorobenzene	6.191	112	51670	21.4552	ug/l	98
70) n-Butyl acrylate	6.438	55	40969	16.0736	ug/l	94
71) n-Amyl acetate	6.552	43	50335	18.4514	ug/l	96
72) Bromoform	6.612	173	14870	21.6277	ug/l	96
73) Ethylbenzene	6.239	106	24488	22.8246	ug/l	83
74) 1,1,2,2-Tetrachloroethane	6.828	83	21346	20.1003	ug/l	91
76) Styrene	6.504	104	51719	23.5664	ug/l	95
77) m&p-Xylenes	6.293	106	62649	49.1595	ug/l	97
78) o-Xylene	6.504	106	29134	23.3613	ug/l	86
79) trans-1,4-Dichloro-2-b...	6.852	53	10303	20.8809	ug/l	87
80) 1,3-Dichlorobenzene	7.375	146	35885	21.8481	ug/l	88
81) 1,4-Dichlorobenzene	7.424	146	35797	20.5366	ug/l	92
82) 1,2-Dichlorobenzene	7.634	146	33811	21.1203	ug/l	90
83) Isopropylbenzene	6.690	105	65017	20.6464	ug/l	97
84) Cyclohexanone	6.744	55	3893	85.1148	ug/l	91
85) Camphene	6.852	93	16013	20.7402	ug/l	96
86) 1,2,3-Trichloropropane	6.858	75	27977	22.3718	ug/l	82
87) 2-Chlorotoluene	6.967	91	63680	22.3306	ug/l	95
88) p-Ethyltoluene	6.967	105	77354	22.1640	ug/l	81
89) 4-Chlorotoluene	7.021	91	57944	21.4134	ug/l	93
90) n-Propylbenzene	6.907	91	81241	21.1750	ug/l	99
91) Bromobenzene	6.871	77	52797	22.4661	ug/l	92
92) 1,3,5-Trimethylbenzene	6.997	105	57061	22.6229	ug/l	92
93) Butyl methacrylate	7.003	41	43279	20.8345	ug/l	87
94) t-Butylbenzene	7.183	119	43558	19.4894	ug/l	88
95) 1,2,4-Trimethylbenzene	7.201	105	58886	22.2389	ug/l	92
96) sec-Butylbenzene	7.297	105	54455	20.3335	ug/l	99
97) 4-Isopropyltoluene	7.369	119	44678	20.1491	ug/l	91
98) n-Butylbenzene	7.598	91	50650	20.5456	ug/l	84
99) p-Diethylbenzene	7.580	119	23507	19.3495	ug/l	92
100) 1,2,4,5-Tetramethylben...	8.025	119	37862	13.6471	ug/l	94
101) 1,2-Dibromo-3-Chloropr...	8.061	157	3686	18.2720	ug/l	72
102) Camphor	8.488	95	11544	122.9564	ug/l	98
103) Hexachlorobutadiene	8.644	225	7822	18.2624	ug/l	93
104) 1,2,4-Trichlorobenzene	8.548	180	19771	20.9402	ug/l	95
105) 1,2,3-Trichlorobenzene	8.836	180	15977	18.6231	ug/l	94
106) Naphthalene	8.698	128	37699	18.3726	ug/l	100

(#) = qualifier out of range (m) = manual integration (+) = signals summed

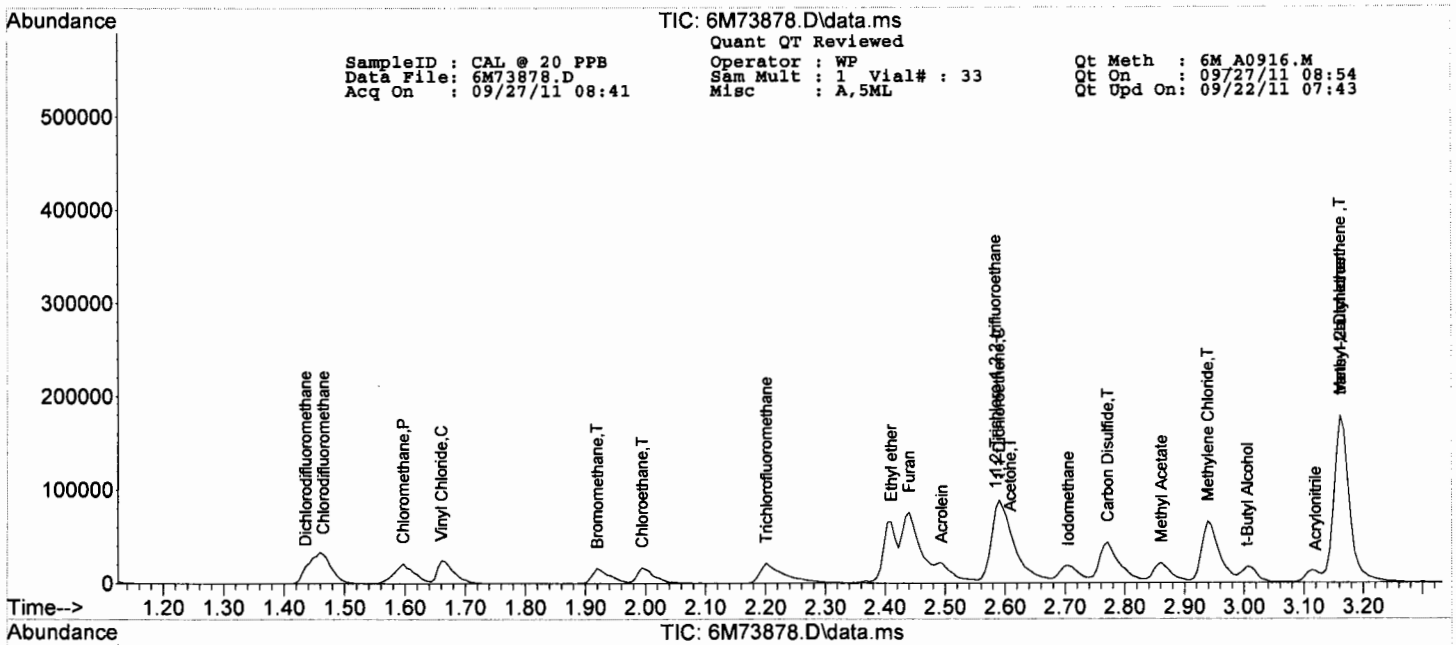
Abundance
TIC: 6M73878.D\data.ms
SampleID : CAL @ 20 PPB
Data File: 6M73878.D
Acq On : 09/27/11 08:41
Quant QT Reviewed
Operator : WP
Sam Mult : 1 Vial# : 33
Misc : A,5ML
Qt Meth : 6M_A0916.M
Qt On : 09727/11 08:54
Qt Upd On: 09/22/11 07:43
Dichlorodifluoromethane
Chlorodifluoromethane
Chloromethane,P
Vinyl Chloride,C
Bromomethane,T
Chloroethane,T
Trichlorofluoromethane
Ethyl ether
Furan
Acrolein
Acetone,T
Iodomethane
Carbon Disulfide,T
Methyl Acetate
Methylene Chloride,T
t-Butyl Alcohol
Acrylonitrile
Time-->

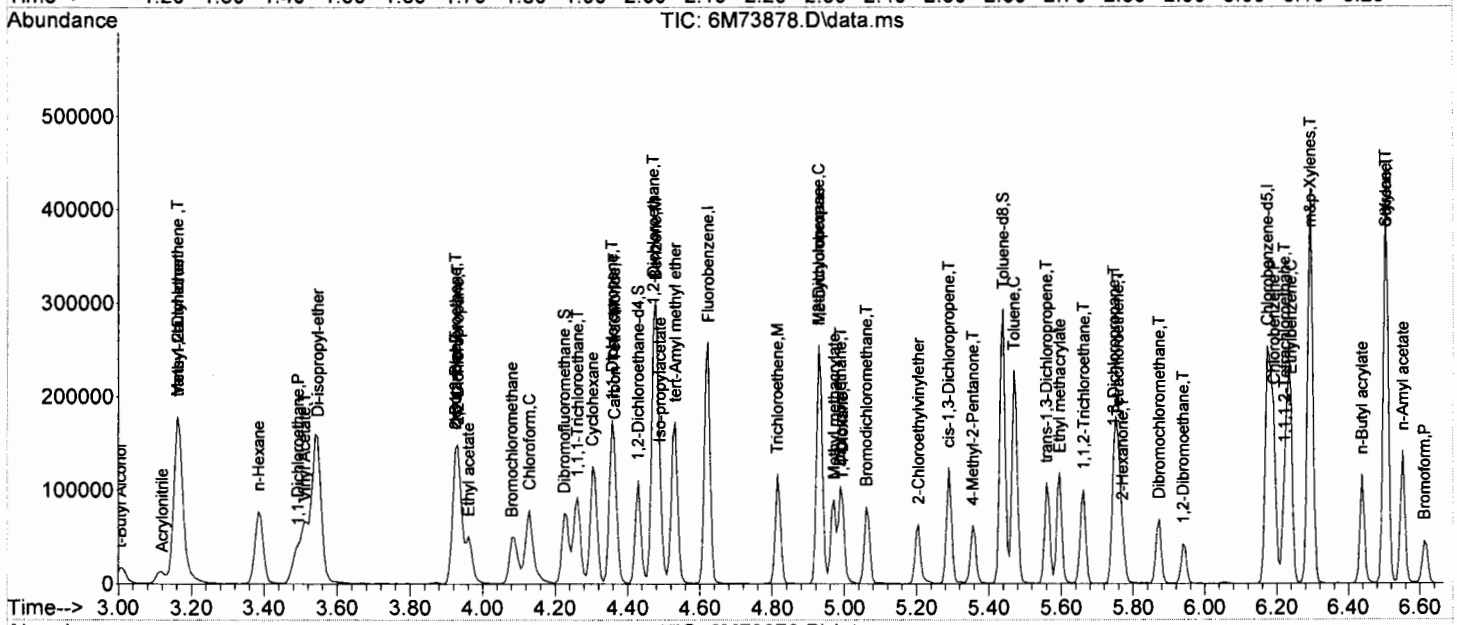
Abundance
TIC: 6M73878.D\data.ms
t-Butyl Alcohol
Acrylonitrile
n-Hexane
Di-isopropyl-ether
Ethyl acetate
Bromochloromethane
Chloroform,C
Cyclohexane
1,2-Dichloroethane-d4,S
Fluorobenzene,I
Trichloroethene,M
Bromodichloromethane,T
2-Chloroethylvinylether
cis-1,3-Dichloropropene,T
4-Methyl-2-Pentanone,T
Toluene-d8,S
Toluene,C
trans-1,3-Dichloropropene,T
Ethyl methacrylate
1,1,2-Trichloroethane,T
Dibromochloromethane,T
1,2-Dibromoethane,T
n-Butyl acrylate
n-Amyl acetate
Bromoform,P
Time-->

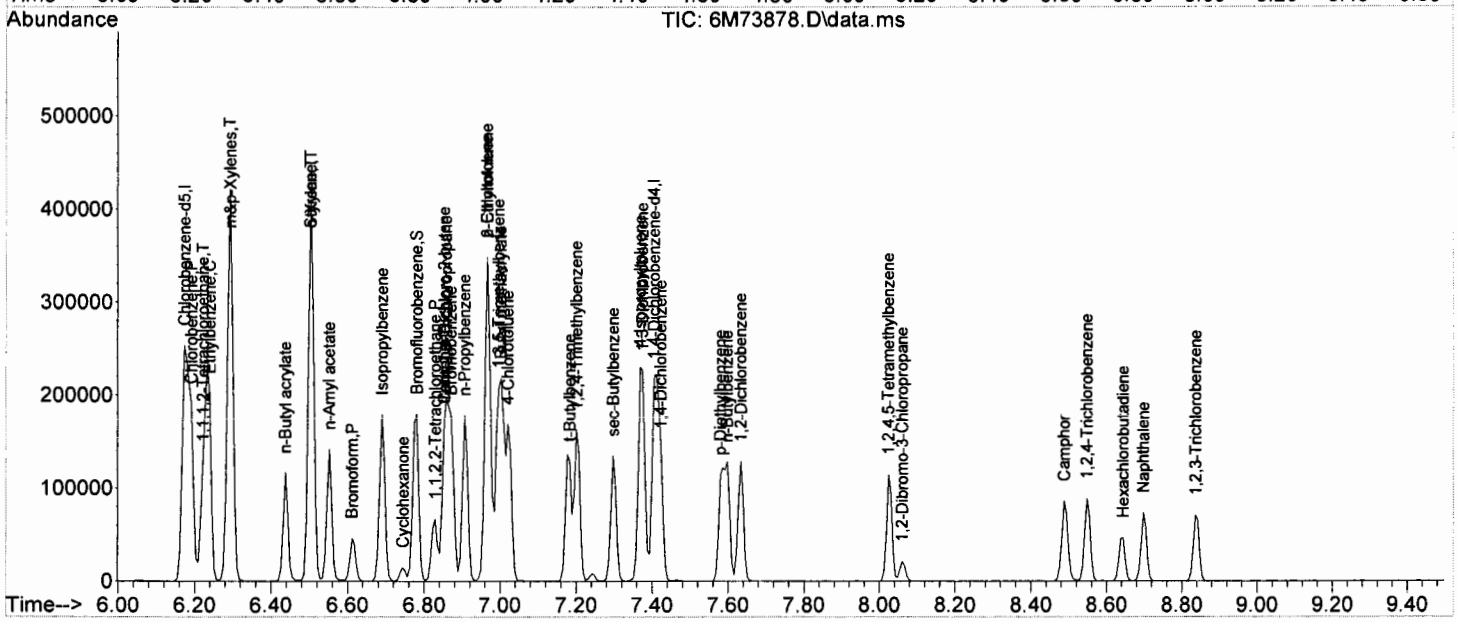
Abundance
TIC: 6M73878.D\data.ms
n-Butyl acrylate
n-Amyl acetate
Bromoform,P
Isopropylbenzene
Cyclohexanone
Bromofluorobenzene,S
n-Propylbenzene
sec-Butylbenzene
1,4-Dichlorobenzene-d4,I
1,2-Dichlorobenzene
1,2,4,5-Tetramethylbenzene
1,2-Dibromo-3-Chloropropane
Camphor
1,2,4-Trichlorobenzene
Hexachlorobutadiene
Naphthalene
1,2,3-Trichlorobenzene
Time-->

GC/MS Volatile Data
Raw QC Data

Form 5

Tune Name: BFB TUNE **Data File:** 6M73599.D
Instrument: GCMS 6 **Analysis Date:** 09/16/11 12:31
Method: EPA 8260B

Tune Scan/Time Range: Average of 4.089 to 4.109 min

Tgt Mass	Rel Mass	Lo Lim	Hi Lim	Rel Abund	Raw Abund	Pass/ Fail
50	95	15	40	19.7	3866	PASS
75	95	30	60	43.4	8508	PASS
95	95	100	100	100.0	19588	PASS
96	95	5	9	6.3	1231	PASS
173	174	0.00	2	0.0	0	PASS
174	95	50	100	96.5	18893	PASS
175	174	5	9	7.4	1389	PASS
176	174	95	101	98.3	18571	PASS
177	176	5	9	6.0	1118	PASS

Data File	Sample Number	Analysis Date:
6M73600.D	20 PPB	09/16/11 12:42
6M73601.D	BLK	09/16/11 13:02
6M73602.D	CAL @ 1 PPB	09/16/11 13:21
6M73603.D	CAL @ 0.5 PPB	09/16/11 13:37
6M73604.D	CAL @ 5 PPB	09/16/11 13:54
6M73605.D	CAL @ 500 PPB	09/16/11 14:10
6M73606.D	CAL @ 250 PPB	09/16/11 14:27
6M73607.D	CAL @ 100 PPB	09/16/11 14:43
6M73608.D	CAL @ 50 PPB	09/16/11 14:59
6M73609.D	CAL @ 20 PPB	09/16/11 15:15
6M73610.D	CAL @ 10 PPB	09/16/11 15:42
6M73611.D	STDTEST	09/16/11 15:58
6M73612.D	ICV	09/16/11 16:14
6M73613.D	BLK	09/16/11 16:35
6M73614.D	DAILY BLANK	09/16/11 16:51
6M73615.D	DAILY BLANK	09/16/11 17:06
6M73616.D	AC61539-001	09/16/11 17:22
6M73617.D	MBS11360	09/16/11 17:39
6M73618.D	MBS11361	09/16/11 17:59
6M73619.D	AC61509-019	09/16/11 18:16
6M73620.D	AC61513-001(100	09/16/11 18:35
6M73621.D	AC61513-002(100	09/16/11 18:56
6M73622.D	AC61513-003(100	09/16/11 19:18
6M73623.D	AC61508-005	09/16/11 19:37
6M73624.D	AC61508-007	09/16/11 19:53
6M73625.D	AC61508-010	09/16/11 20:09
6M73626.D	AC61508-013	09/16/11 20:25
6M73627.D	AC61508-015	09/16/11 20:42
6M73628.D	AC61530-012	09/16/11 20:58
6M73629.D	AC61530-014	09/16/11 21:15
6M73630.D	AC61530-015	09/16/11 21:31
6M73631.D	AC61530-016	09/16/11 21:47
6M73632.D	AC61530-010	09/16/11 22:03
6M73633.D	AC61530-011	09/16/11 22:20
6M73634.D	AC61530-013	09/16/11 22:36
6M73635.D	AC61530-016(MS)	09/16/11 22:52
6M73636.D	AC61530-016(MSD	09/16/11 23:09
6M73637.D	AC61509-014(100	09/16/11 23:28
6M73638.D	AC61509-015(100	09/16/11 23:50
6M73639.D	AC61509-018(100	09/17/11 00:11
6M73640.D	MBS11368	09/17/11 00:30
6M73641.D	STD	09/17/11 00:46
6M73642.D	STD	09/17/11 01:02
6M73643.D	AC61513-002(200	09/17/11 01:18
6M73644.D	BLK	09/17/11 01:35
6M73645.D	BLK	09/17/11 01:51
6M73646.D	MBS11369	09/17/11 02:07
6M73647.D	BLK	09/17/11 02:23
6M73648.D	BLK	09/19/11 06:27

Data Path : G:\GcMsData\2011\GCMS_6\Data\09-16-11\
Data File : 6M73599.D
Acq On : 16 Sep 2011 12:31
Operator : WP
Sample : BFB TUNE
Misc : A,5ML
ALS Vial : 2 Sample Multiplier: 1

Integration File: RTEINT.P

Method : G:\GcMsData\2011\GCMS_6\MethodQt\6M_A0908.M
Title : @GCMS_6,ug,624,8260
Last Update : Thu Sep 08 14:06:08 2011

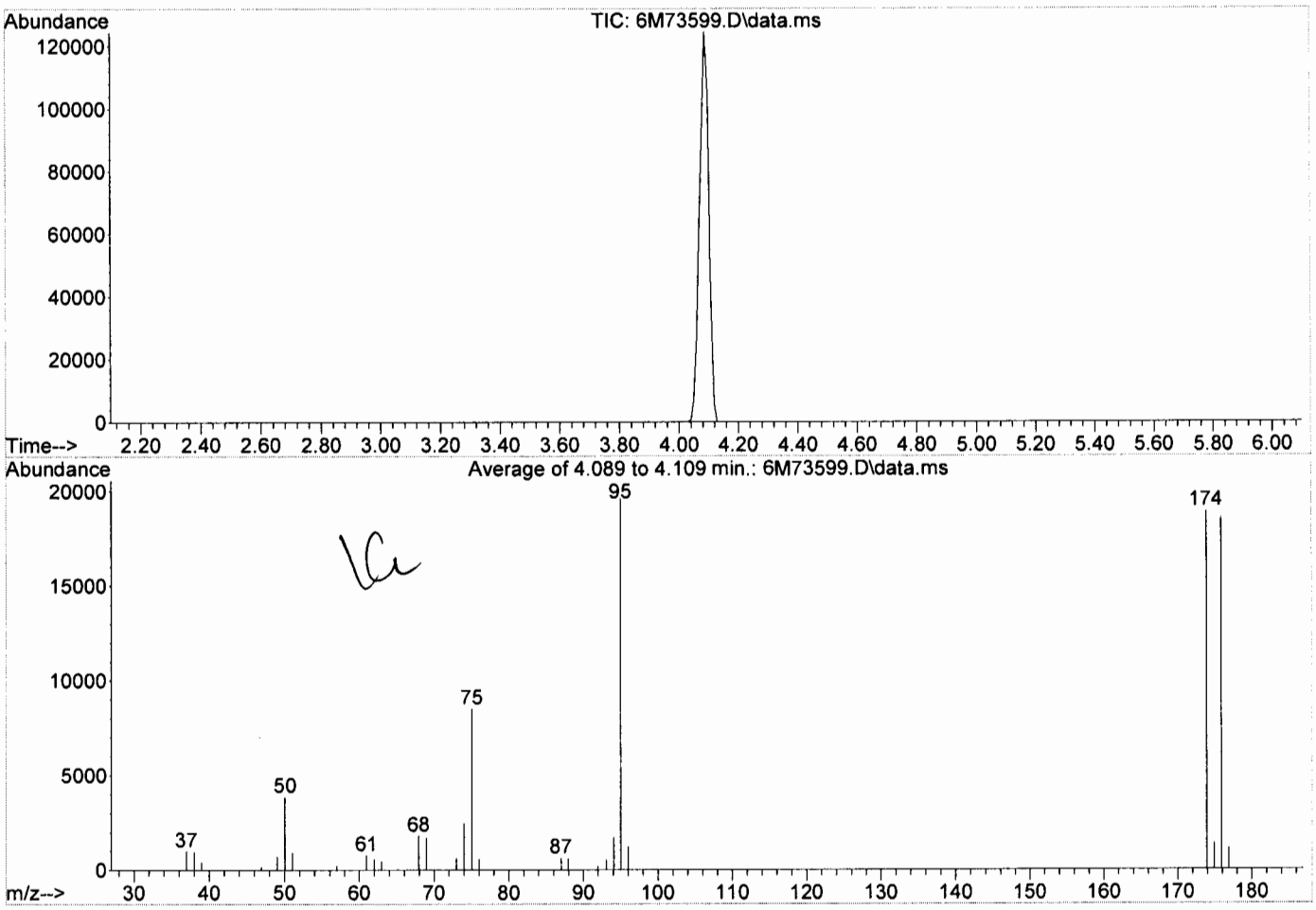

Spectrum Information: Average of 4.089 to 4.109 min.

Target Mass	Rel. to Mass	Lower Limit%	Upper Limit%	Rel. Abn%	Raw Abn	Result Pass/Fail
50	95	15	40	19.7	3866	PASS
75	95	30	60	43.4	8508	PASS
95	95	100	100	100.0	19588	PASS
96	95	5	9	6.3	1231	PASS
173	174	0.00	2	0.0	0	PASS
174	95	50	100	96.5	18893	PASS
175	174	5	9	7.4	1389	PASS
176	174	95	101	98.3	18571	PASS
177	176	5	9	6.0	1118	PASS

Form 5

Tune Name: BFB TUNE
Instrument: GCMS 6
Data File: 6M73876.D
Analysis Date: 09/27/11 08:15
Method: EPA 8260B

Tune Scan/Time Range: Average of 4.074 to 4.093 min

Tgt Mass	Rel Mass	Lo Lim	Hi Lim	Rel Abund	Raw Abund	Pass/ Fail
50	95	15	40	22.8	3208	PASS
75	95	30	60	46.9	6591	PASS
95	95	100	100	100.0	14063	PASS
96	95	5	9	5.1	711	PASS
173	174	0.00	2	0.0	0	PASS
174	95	50	100	71.7	10086	PASS
175	174	5	9	6.9	695	PASS
176	174	95	101	98.3	9910	PASS
177	176	5	9	6.3	621	PASS

Data File	Sample Number	Analysis Date:
6M73877.D	BLK	09/27/11 08:25
6M73878.D	CAL @ 20 PPB	09/27/11 08:41
6M73879.D	DAILY BLANK	09/27/11 08:57
6M73880.D	DAILY BLANK	09/27/11 09:13
6M73881.D	MBS11787	09/27/11 09:28
6M73882.D	MBS11790	09/27/11 09:44
6M73883.D	AC61558-003	09/27/11 10:00
6M73884.D	AC61558-004	09/27/11 10:16
6M73885.D	AC61715-001	09/27/11 10:34
6M73886.D	AC61715-004	09/27/11 10:49
6M73887.D	AC61699-016	09/27/11 11:05
6M73888.D	AC61715-005	09/27/11 11:21
6M73889.D	AC61715-006	09/27/11 11:37
6M73890.D	AC61715-009	09/27/11 11:53
6M73891.D	AC61715-015	09/27/11 12:09
6M73892.D	AC61715-016	09/27/11 12:25
6M73893.D	AC61715-017	09/27/11 12:41
6M73894.D	AC61715-001(MS)	09/27/11 12:56
6M73895.D	AC61715-001(MSD	09/27/11 13:12
6M73896.D	AC61710-012	09/27/11 13:28
6M73897.D	AC61718-007	09/27/11 13:44
6M73898.D	AC61718-008	09/27/11 14:00
6M73899.D	AC61710-008	09/27/11 14:16
6M73900.D	AC61710-009(MS:	09/27/11 14:32
6M73901.D	AC61710-010(MSD	09/27/11 14:48
6M73902.D	MBS11791	09/27/11 15:03
6M73903.D	AC61710-002	09/27/11 15:19
6M73904.D	AC61710-003	09/27/11 15:35
6M73905.D	AC61710-004	09/27/11 15:54
6M73906.D	AC61710-005	09/27/11 16:10
6M73907.D	AC61710-006	09/27/11 16:29
6M73908.D	AC61710-007	09/27/11 16:44
6M73909.D	AC61710-011	09/27/11 17:03
6M73910.D	BLK	09/27/11 17:19
6M73911.D	AC61718-001	09/27/11 17:35
6M73912.D	AC61718-002	09/27/11 17:51
6M73913.D	AC61718-003	09/27/11 18:06
6M73914.D	AC61718-004(MS:	09/27/11 18:22
6M73915.D	AC61718-005(MSD	09/27/11 18:38
6M73916.D	AC61718-006	09/27/11 18:54
6M73917.D	MBS11799	09/27/11 19:10
6M73918.D	AC61574-003(MS)	09/27/11 19:25
6M73919.D	AC61574-003(MSD	09/27/11 19:41
6M73920.D	MBS11800	09/27/11 19:58
6M73921.D	BLK	09/27/11 20:14
6M73922.D	BLK	09/27/11 20:30
6M73923.D	BLK	09/27/11 20:46
6M73924.D	MBS11801	09/27/11 21:03
6M73925.D	BLK	09/27/11 21:19
6M73926.D	AC61696-007	09/27/11 21:35
6M73927.D	AC61696-006	09/27/11 21:51
6M73928.D	AC61720-006	09/27/11 22:08
6M73929.D	AC61696-010	09/27/11 22:24
6M73930.D	AC61696-011	09/27/11 22:40
6M73931.D	AC61696-013	09/27/11 22:56
6M73932.D	AC61696-008	09/27/11 23:13
6M73933.D	AC61696-014	09/27/11 23:29
6M73934.D	AC61696-001	09/27/11 23:46
6M73935.D	AC61696-003	09/28/11 00:02
6M73936.D	AC61696-004	09/28/11 00:18
6M73937.D	AC61696-005	09/28/11 00:35
6M73938.D	AC61696-002	09/28/11 00:51
6M73939.D	AC61696-012	09/28/11 01:07
6M73940.D	AC61696-009	09/28/11 01:24
6M73941.D	MBS11802	09/28/11 01:40

Form 5

Tune Name: BFB TUNE **Data File:** 6M73876.D
Instrument: GCMS 6 **Analysis Date:** 09/27/11 08:15
Method: EPA 8260B
Tune Scan/Time Range: Average of 4.074 to 4.093 min

Tgt Mass	Rel Mass	Lo Lim	Hi Lim	Rel Abund	Raw Abund	Pass/ Fail
50	95	15	40	22.8	3208	PASS
75	95	30	60	46.9	6591	PASS
95	95	100	100	100.0	14063	PASS
96	95	5	9	5.1	711	PASS
173	174	0.00	2	0.0	0	PASS
174	95	50	100	71.7	10086	PASS
175	174	5	9	6.9	695	PASS
176	174	95	101	98.3	9910	PASS
177	176	5	9	6.3	621	PASS

6M73942.D	AC61587-002(MS)	09/28/11 01:56
6M73943.D	AC61587-002(MSD	09/28/11 02:13
6M73944.D	BLK	09/28/11 02:29
6M73945.D	AC61720-001	09/28/11 02:46
6M73946.D	AC61720-002	09/28/11 03:02
6M73947.D	AC61720-003	09/28/11 03:18
6M73948.D	AC61720-005	09/28/11 03:34
6M73949.D	AC61720-004(5X)	09/28/11 03:51
6M73950.D	BLK	09/28/11 04:07
6M73951.D	BLK	09/28/11 04:23
6M73952.D	BLK	09/28/11 04:39
6M73953.D	BLK	09/28/11 04:54
6M73954.D	BLK	09/28/11 05:10
6M73955.D	BLK	09/28/11 05:25
6M73956.D	BLK	09/28/11 05:41
6M73957.D	BLK	09/28/11 05:56
6M73958.D	BLK	09/28/11 06:13

Data Path : G:\GcMsData\2011\GCMS_6\Data\09-27-11\
Data File : 6M73876.D
Acq On : 27 Sep 2011 8:15
Operator : WP
Sample : BFB TUNE
Misc : A,5ML
ALS Vial : 1 Sample Multiplier: 1

Integration File: RTEINT.P

Method : G:\GcMsData\2011\GCMS_6\MethodQt\6M_A0916.M
Title : @GCMS_6,ug,624,8260
Last Update : Fri Sep 16 16:05:33 2011

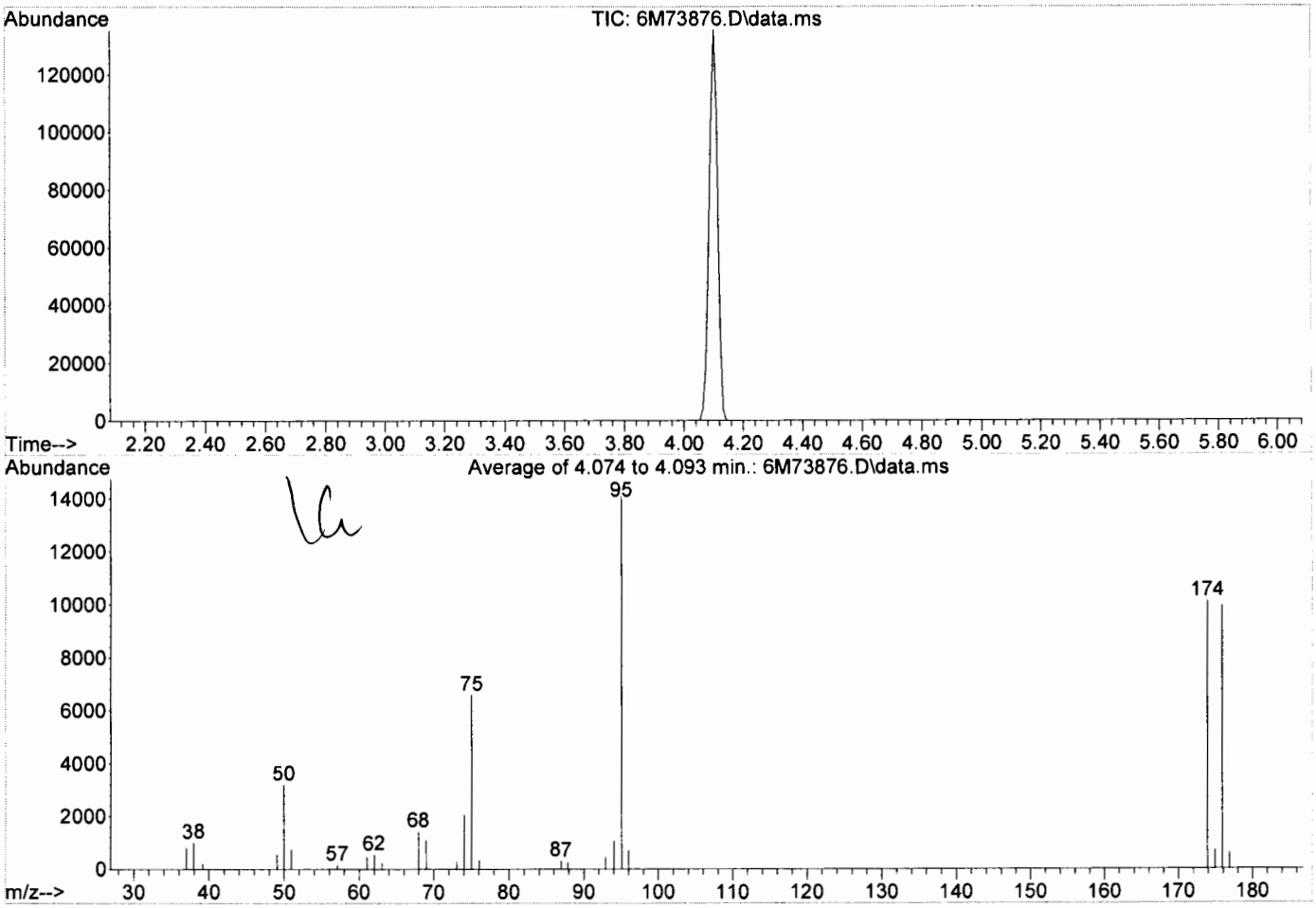

Spectrum Information: Average of 4.074 to 4.093 min.

Target Mass	Rel. to Mass	Lower Limit%	Upper Limit%	Rel. Abn%	Raw Abn	Result Pass/Fail
50	95	15	40	22.8	3208	PASS
75	95	30	60	46.9	6591	PASS
95	95	100	100	100.0	14063	PASS
96	95	5	9	5.1	711	PASS
173	174	0.00	2	0.0	0	PASS
174	95	50	100	71.7	10086	PASS
175	174	5	9	6.9	695	PASS
176	174	95	101	98.3	9910	PASS
177	176	5	9	6.3	621	PASS

Form1

ORGANICS VOLATILE REPORT

Sample Number: DAILY BLANK
Client Id:
Data File: 6M73879.D
Analysis Date: 09/27/11 08:57
Date Rec/Extracted:
Column: DB-624 25M 0.200mm ID 1.12um film

Method: EPA 8260B
Matrix: Aqueous
Initial Vol: 5ml
Final Vol: NA
Dilution: 1.00
Solids: 0

Units: ug/L

Cas #	Compound	RL	Conc	Cas #	Compound	RL	Conc
71-55-6	1,1,1-Trichloroethane	1.0	U	56-23-5	Carbon Tetrachloride	1.0	U
79-34-5	1,1,2,2-Tetrachloroethane	1.0	U	108-90-7	Chlorobenzene	1.0	U
76-13-1	1,1,2-Trichloro-1,2,2-trifluor	1.0	U	75-00-3	Chloroethane	1.0	U
79-00-5	1,1,2-Trichloroethane	1.0	U	67-66-3	Chloroform	1.0	U
75-34-3	1,1-Dichloroethane	1.0	U	74-87-3	Chloromethane	1.0	U
75-35-4	1,1-Dichloroethene	1.0	U	156-59-2	cis-1,2-Dichloroethene	1.0	U
87-61-6	1,2,3-Trichlorobenzene	1.0	U	10061-01-5	cis-1,3-Dichloropropene	1.0	U
120-82-1	1,2,4-Trichlorobenzene	1.0	U	110-82-7	Cyclohexane	1.0	U
96-12-8	1,2-Dibromo-3-Chloropropa	1.0	U	124-48-1	Dibromochloromethane	1.0	U
106-93-4	1,2-Dibromoethane	1.0	U	75-71-8	Dichlorodifluoromethane	1.0	U
95-50-1	1,2-Dichlorobenzene	1.0	U	100-41-4	Ethylbenzene	1.0	U
107-06-2	1,2-Dichloroethane	0.50	U	98-82-8	Isopropylbenzene	1.0	U
78-87-5	1,2-Dichloropropane	1.0	U	136777612	m&p-Xylenes	1.0	U
541-73-1	1,3-Dichlorobenzene	1.0	U	79-20-9	Methyl Acetate	1.0	U
106-46-7	1,4-Dichlorobenzene	1.0	U	108-87-2	Methylcyclohexane	1.0	U
123-91-1	1,4-Dioxane	50	U	75-09-2	Methylene Chloride	1.0	U
78-93-3	2-Butanone	1.0	U	1634-04-4	Methyl-t-butyl ether	0.50	U
591-78-6	2-Hexanone	1.0	U	95-47-6	o-Xylene	1.0	U
108-10-1	4-Methyl-2-Pentanone	1.0	U	100-42-5	Styrene	1.0	U
67-64-1	Acetone	5.9	U	127-18-4	Tetrachloroethene	1.0	U
71-43-2	Benzene	0.50	U	108-88-3	Toluene	1.0	U
74-97-5	Bromochloromethane	1.0	U	156-60-5	trans-1,2-Dichloroethene	1.0	U
75-27-4	Bromodichloromethane	0.61	U	10061-02-6	trans-1,3-Dichloropropene	1.0	U
75-25-2	Bromoform	1.0	U	79-01-6	Trichloroethene	1.0	U
74-83-9	Bromomethane	1.0	U	75-69-4	Trichlorofluoromethane	1.0	U
75-15-0	Carbon Disulfide	1.0	U	75-01-4	Vinyl Chloride	1.0	U

Worksheet #: 204988

Total Target Concentration 0

ColumnID: (^) Indicates results from 2nd column

U - Indicates the compound was analyzed but not detected.
B - Indicates the analyte was found in the blank as well as in the sample.
E - Indicates the analyte concentration exceeds the calibration range of the instrument.
R - Retention Time Out
J - Indicates an estimated value when a compound is detected at less than the specified detection limit.
d - Pesticide %Diff>40% between columns due to coelution. Lower concentration used

Form1e

ORGANICS VOLATILE REPORT
Tentatively Identified Compounds

Sample Number: DAILY BLANK
Client Id:
Data File: 6M73879.D
Analysis Date: 09/27/11 08:57
Date Rec/Extracted:

Matrix: Aqueous
Initial Vol: 5ml
Final Vol: NA
Dilution: 1.00
Solids:
Method: EPA 8260B

Units: ug/L

	Cas #	Compound	RT	Conc
1		No Unknown Compounds Detected	0.00	0 J

Worksheet #: 204988

Total Tentatively Identified Concentration 0

A - Indicates an aldol condensate.
J - Indicates an estimated value.
B - Indicates the analyte was found in the blank as well as in the sample.
Y - Indicates the analyte was found in the blank at <10% of the concentration of the sample.
<10% - Indicates the analyte was found in the blank at < 10% of nearest Internal Standard

Quantitation Report (QT Reviewed)

SampleID : DAILY BLANK Operator : WP Qt Meth : 6M_A0916.M
Data File: 6M73879.D Sam Mult : 1 Vial# : 34 Qt On : 09/27/11 09:12
Acq On : 09/27/11 08:57 Misc : A,5ML Qt Upd On: 09/22/11 07:43

Data Path : G:\GcMsData\2011\GCMS_6\Data\09-27-11\
Qt Path : G:\GcMsData\2011\GCMS_6\MethodQt\
Qt Resp Via : Initial Calibration

Compound	R.T.	QIon	Response	Conc	Units	Dev(Min)
Internal Standards						
4) Fluorobenzene	4.615	96	110245	30.00	ug/l	0.00
51) Chlorobenzene-d5	6.172	117	69492	30.00	ug/l	0.00
69) 1,4-Dichlorobenzene-d4	7.404	152	32213	30.00	ug/l	0.00
System Monitoring Compounds						
36) Dibromofluoromethane	4.224	111	35501	32.21	ug/l	0.01
Spiked Amount 30.000			Recovery = 107.37%			
38) 1,2-Dichloroethane-d4	4.428	67	21442	32.46	ug/l	0.01
Spiked Amount 30.000			Recovery = 108.20%			
65) Toluene-d8	5.432	98	94835	29.51	ug/l	0.00
Spiked Amount 30.000			Recovery = 98.37%			
75) Bromofluorobenzene	6.773	174	31287	29.79	ug/l	0.00
Spiked Amount 30.000			Recovery = 99.30%			
Target Compounds						Qvalue
No Library Search Compounds Found						

(#) = qualifier out of range (m) = manual integration (+) = signals summed


Abundance
TIC: 6M73879.D\data.ms
Quant QT Reviewed
SampleID : DAILY BLANK
Data File: 6M73879.D
Acq On : 09/27/11 08:57
Operator : WP
Sam Mult : 1 Vial# : 34
Misc : A,5ML
Qt Meth : 6M_A0916.M
Qt On : 09/27/11 09:12
Qt Upd On: 09/22/11 07:43
Dibromofluoromethane,S
1,2-Dichloroethane-d4,S
Fluorobenzene,I
Toluene-d8,S
Chlorobenzene-d5,I
Bromofluorobenzene,S
1,4-Dichlorobenzene-d4,I
Time-->

LSC Area Percent Report

Data Path : G:\GcMsData\2011\GCMS_6\Data\09-27-11\
Data File : 6M73879.D
Acq On : 27 Sep 2011 8:57
Operator : WP
Sample : DAILY BLANK
Misc : A,5ML
ALS Vial : 34 Sample Multiplier: 1

Integration Parameters: RTEINT.P
Integrator: RTE
Smoothing : ON Filtering: 5
Sampling : 1 Min Area: 100 Area counts
Start Thrs: 0.2 Max Peaks: 100
Stop Thrs : 0 Peak Location: TOP

If leading or trailing edge < 100 prefer < Baseline drop else tangent >
Peak separation: 5

Method : G:\GcMsData\2011\GCMS_6\MethodQt\6M_A0916.M
Title : @GCMS_6,ug,624,8260

Signal : TIC: 6M73879.D\data.ms

peak #	R.T. min	first scan	max scan	last scan	PK TY	peak height	corr. area	corr. % max.	% of total
1	4.224	517	522	537	rVB	79120	109927	40.87%	8.250%
2	4.422	551	555	561	rBV	95135	112783	41.93%	8.465%
3	4.615	583	587	593	rBV	239956	258354	96.05%	19.390%
4	5.432	719	723	729	rBV	265577	268990	100.00%	20.188%
5	6.172	841	846	851	rBV	220800	227171	84.45%	17.050%
6	6.773	941	946	951	rBV	166706	166374	61.85%	12.487%
7	7.404	1045	1051	1057	rBV	188405	188814	70.19%	14.171%

Sum of corrected areas: 1332413

Data Path : G:\GcMsData\2011\GCMS_6\Data\09-27-11\
Data File : 6M73879.D
Acq On : 27 Sep 2011 8:57
Operator : WP
Sample : DAILY BLANK
Misc : A,5ML
ALS Vial : 34 Sample Multiplier: 1

Quant Method : G:\GcMsData\2011\GCMS_6\MethodQt\6M_A0916.M
Quant Title : @GCMS_6,ug,624,8260

TIC Library : G:\GCMSDATA\WILEY138.L
TIC Integration Parameters: LSCINT.P

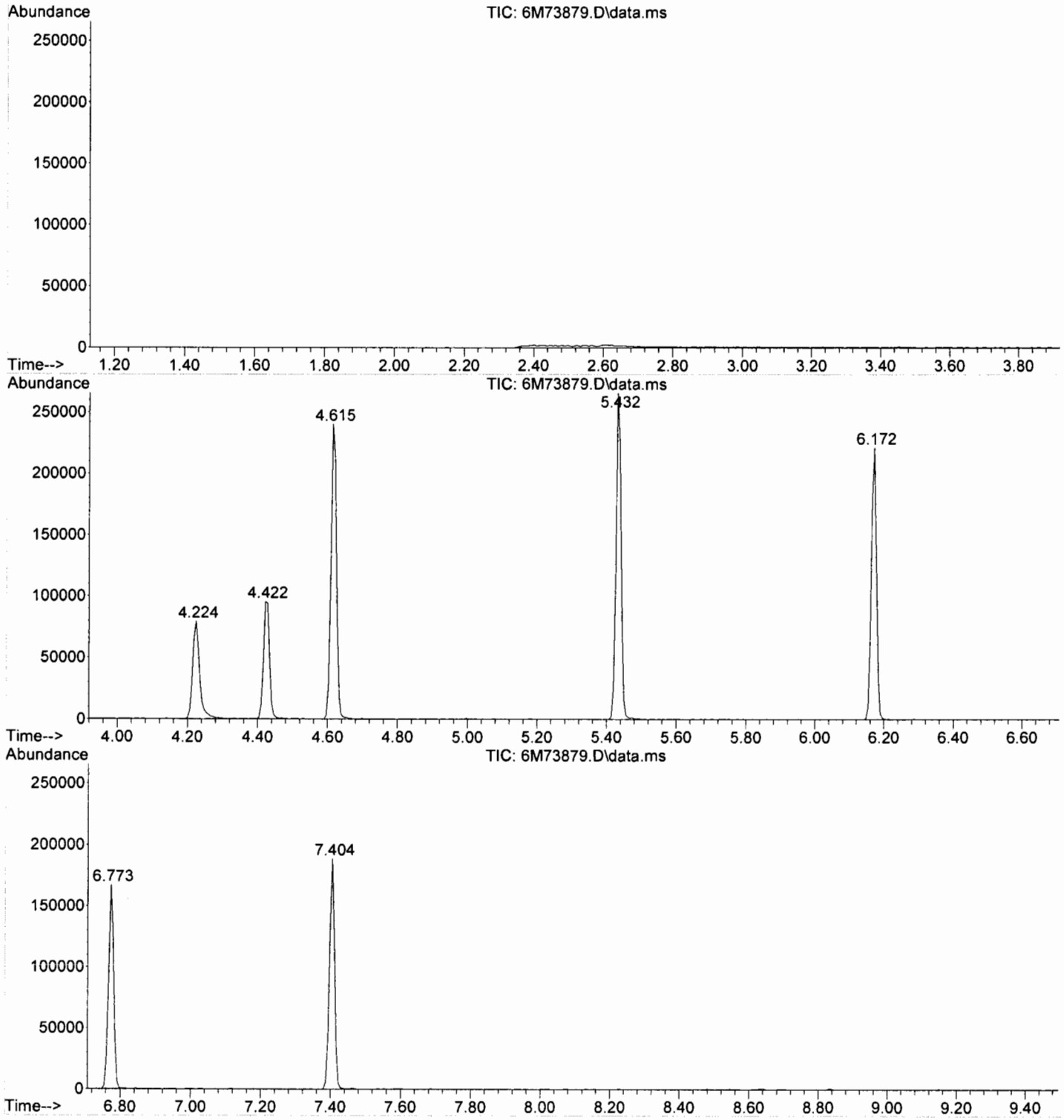

Tentatively Identified Compound (LSC) summary

Data Path : G:\GcMsData\2011\GCMS_6\Data\09-27-11\
Data File : 6M73879.D
Acq On : 27 Sep 2011 8:57
Operator : WP
Sample : DAILY BLANK
Misc : A,5ML
ALS Vial : 34 Sample Multiplier: 1

Quant Method : G:\GcMsData\2011\GCMS_6\MethodQt\6M_A0916.M
Quant Title : @GCMS_6,ug,624,8260

TIC Library : G:\GCMSDATA\WILEY138.L
TIC Integration Parameters: LSCINT.P

					Internal Standard			
TIC Top Hit name	RT	EstConc	Units	Response	# ExpRT	ActRt	Resp	Conc

No Library Search Compounds Detected
****

Form3
Recovery Data
QC Batch: MBS11787

	Data File	Sample ID:	Analysis Date
Spike or Dup:	6M73881.D	MBS11787	9/27/2011 9:28:00 AM
Non Spike(If applicable):			
Inst Blank(If applicable):			

Method: 8260 | Matrix: Aqueous | QC Type: MBS

Analyte:	Col	Spike Conc	Sample Conc	Expected Conc	Recovery	Lower Limit	Upper Limit
Vinyl Chloride	1	14.4766	0	20	72	20	130
1,1-Dichloroethene	1	14.4006	0	20	72	50	130
1,1-Dichloroethane	1	16.1586	0	20	81	50	130
Chloroform	1	16.2488	0	20	81	50	130
1,2-Dichloroethane	1	17.577	0	20	88	50	130
2-Butanone	1	12.7649	0	20	64	20	130
Carbon Tetrachloride	1	17.7574	0	20	89	50	130
Trichloroethene	1	16.4091	0	20	82	50	130
Benzene	1	17.4974	0	20	87	50	130
Tetrachloroethene	1	18.9285	0	20	95	50	130
Toluene	1	17.529	0	20	88	50	130
Chlorobenzene	1	17.1751	0	20	86	50	130
1,4-Dichlorobenzene	1	16.5548	0	20	83	50	130
1,2-Dichlorobenzene	1	16.4243	0	20	82	50	130
n-Propylbenzene	1	17.2811	0	20	86	50	130
sec-Butylbenzene	1	16.7527	0	20	84	50	130

* - Indicates outside of limits # - Indicates outside of standard limits but within method exceedance limits

Quantitation Report (Not Reviewed)

SampleID : MBS
Data File: 6M73881.D
Acq On : 09/27/11 09:28

Operator : WP
Sam Mult : 1 Vial# : 36
Misc : A,5ML

Qt Meth : 6M_A0916.M
Qt On : 09/28/11 07:45
Qt Upd On: 09/28/11 07:45

Data Path : G:\GcMsData\2011\GCMS_6\Data\09-27-11\
Qt Path : G:\GcMsData\2011\GCMS_6\MethodQt\
Qt Resp Via : Initial Calibration

Compound	R.T.	QIon	Response	Conc	Units	Dev(Min)
Internal Standards						
4) Fluorobenzene	4.616	96	117298	30.00	ug/l	0.00
51) Chlorobenzene-d5	6.167	117	72498	30.00	ug/l	0.00
69) 1,4-Dichlorobenzene-d4	7.405	152	35671	30.00	ug/l	0.00
System Monitoring Compounds						
36) Dibromofluoromethane	4.225	111	35097	29.93	ug/l	0.01
Spiked Amount 30.000			Recovery = 99.77%			
38) 1,2-Dichloroethane-d4	4.424	67	20973	29.84	ug/l	0.00
Spiked Amount 30.000			Recovery = 99.47%			
65) Toluene-d8	5.434	98	103977	31.02	ug/l	0.00
Spiked Amount 30.000			Recovery = 103.40%			
75) Bromofluorobenzene	6.774	174	35428	30.47	ug/l	0.00
Spiked Amount 30.000			Recovery = 101.57%			
Target Compounds						Qvalue
5) Chlorodifluoromethane	1.464	51	42114	15.4034	ug/l	79
6) Dichlorodifluoromethane	1.441	85	18616	12.6033	ug/l	91
7) Chloromethane	1.603	50	27879	14.0928	ug/l	80
8) Bromomethane	1.919	94	10125	10.0561	ug/l	76
9) Vinyl Chloride	1.660	62	22530	14.4766	ug/l	98
10) Chloroethane	2.000	64	13183	16.9362	ug/l	92
11) Trichlorofluoromethane	2.202	101	25787	16.2819	ug/l	94
12) Ethyl ether	2.410	59	16833	14.3416	ug/l	98
13) Furan	2.440	39	51782	13.9288	ug/l	79
14) 1,1,2-Trichloro-1,2,2-...	2.590	101	12476	15.0528	ug/l	91
15) Methylene Chloride	2.939	84	21247	16.2736	ug/l	78
16) Acrolein	2.494	56	7640	66.7172	ug/l	99
17) Acrylonitrile	3.113	53	7510	14.0660	ug/l	83
18) Iodomethane	2.711	142	12593	8.2518	ug/l	71
19) Acetone	2.608	43	28757	65.8961	ug/l	97
20) Carbon Disulfide	2.771	76	45441	14.2169	ug/l	100
21) t-Butyl Alcohol	3.005	59	8279	74.1153	ug/l	92
22) n-Hexane	3.384	57	18457	14.8991	ug/l	93
23) Di-isopropyl-ether	3.540	45	85978	14.8187	ug/l	82
24) 1,1-Dichloroethene	2.590	61	25048	14.4006	ug/l	99
25) Methyl Acetate	2.861	43	28843	18.6867	ug/l	100
26) Methyl-t-butyl ether	3.162	73	45120	16.1415	ug/l	78
27) 1,1-Dichloroethane	3.492	63	38509	16.1586	ug/l	99
28) trans-1,2-Dichloroethene	3.162	96	18073	16.4218	ug/l	83
29) cis-1,2-Dichloroethene	3.925	61	37083	15.6810	ug/l	98
30) Bromochloromethane	4.081	49	19933	16.9296	ug/l	87
31) 2,2-Dichloropropane	3.931	77	25014	16.6282	ug/l	96
32) Ethyl acetate	3.961	43	25534	14.6153	ug/l	88
33) 1,4-Dioxane	4.989	88	8269	852.3996	ug/l	58
34) 1,1-Dichloropropene	4.352	75	25779	17.6296	ug/l	98
35) Chloroform	4.123	83	33272	16.2488	ug/l	84
37) Cyclohexane	4.304	56	29453	15.0011	ug/l	98
39) 1,2-Dichloroethane	4.466	62	28687	17.5770	ug/l	91
40) 2-Butanone	3.919	43	9453	12.7649	ug/l	87
41) 1,1,1-Trichloroethane	4.256	97	27623	17.2979	ug/l	93
42) Carbon Tetrachloride	4.364	117	21215	17.7574	ug/l	96
43) Vinyl Acetate	3.540	43	56792	15.4534	ug/l	100
44) Bromodichloromethane	5.061	83	21907	16.2907	ug/l	91
45) Methylcyclohexane	4.929	83	17427	17.7345	ug/l	98
46) Dibromomethane	4.989	174	13600	17.7224	ug/l	89
47) 1,2-Dichloropropane	4.923	63	20125	16.8254	ug/l	95
48) Trichloroethene	4.815	130	17048	16.4091	ug/l	96
49) Benzene	4.472	78	73450	17.4974	ug/l	100
50) tert-Amyl methyl ether	4.526	73	43631	15.7342	ug/l	93
52) Iso-propylacetate	4.484	43	42510	15.2042	ug/l	86
53) Methyl methacrylate	4.965	41	22651	16.1085	ug/l	86
54) Dibromochloromethane	5.867	129	15609	16.4850	ug/l	98
55) 2-Chloroethylvinylether	5.199	63	9434	12.7864	ug/l	74
56) cis-1,3-Dichloropropene	5.283	75	24767	15.0344	ug/l	89
57) trans-1,3-Dichloropropene	5.560	75	21153	16.1696	ug/l	96
58) Ethyl methacrylate	5.590	41	21953	13.2641	ug/l	94
59) 1,1,2-Trichloroethane	5.656	97	13039	16.7865	ug/l	90
60) 1,2-Dibromoethane	5.939	107	14190	16.9039	ug/l	93
61) 1,3-Dichloropropane	5.740	76	25247	17.5777	ug/l	94
62) 4-Methyl-2-Pentanone	5.356	43	22155	14.1160	ug/l	94
63) 2-Hexanone	5.764	43	15604	16.6095	ug/l	96
64) Tetrachloroethene	5.752	164	14289	18.9285	ug/l	93
66) Toluene	5.470	92	38644	17.5290	ug/l	91
67) 1,1,1,2-Tetrachloroethane	6.221	133	13302	16.5472	ug/l	91

Quantitation Report (Not Reviewed)

SampleID : MBS
Data File: 6M73881.D
Acq On : 09/27/11 09:28
Operator : WP
Sam Mult : 1 Vial# : 36
Misc : A,5ML
Qt Meth : 6M_A0916.M
Qt On : 09/28/11 07:45
Qt Upd On: 09/28/11 07:45

Data Path : G:\GcMsData\2011\GCMS_6\Data\09-27-11\
Qt Path : G:\GcMsData\2011\GCMS_6\MethodQt\
Qt Resp Via : Initial Calibration

	Compound	R.T.	QIon	Response	Conc	Units	Dev(Min)
68)	Chlorobenzene	6.185	112	39915	17.1751	ug/l	100
70)	n-Butyl acrylate	6.432	55	29769	12.0032	ug/l	91
71)	n-Amyl acetate	6.546	43	35833	13.4995	ug/l	93
72)	Bromoform	6.612	173	10464	15.6413	ug/l	92
73)	Ethylbenzene	6.233	106	19232	18.4226	ug/l	88
74)	1,1,2,2-Tetrachloroethane	6.822	83	15888	15.3756	ug/l	92
76)	Styrene	6.498	104	38671	18.1095	ug/l	87
77)	m&p-Xylenes	6.287	106	47086	37.9719	ug/l	96
78)	o-Xylene	6.498	106	22760	18.7563	ug/l	82
79)	trans-1,4-Dichloro-2-b...	6.846	53	8297	17.2816	ug/l	77
80)	1,3-Dichlorobenzene	7.369	146	27665	17.3105	ug/l	88
81)	1,4-Dichlorobenzene	7.417	146	28078	16.5548	ug/l	92
82)	1,2-Dichlorobenzene	7.628	146	25584	16.4243	ug/l	90
83)	Isopropylbenzene	6.684	105	48023	15.6727	ug/l	97
84)	Cyclohexanone	6.738	55	3281	73.7232	ug/l	90
85)	Camphene	6.852	93	14231	18.9432	ug/l	93
86)	1,2,3-Trichloropropane	6.858	75	20930	17.2007	ug/l	82
87)	2-Chlorotoluene	6.967	91	47296	17.0451	ug/l	96
88)	p-Ethyltoluene	6.961	105	61626	18.1471	ug/l	80
89)	4-Chlorotoluene	7.021	91	44560	16.9239	ug/l	90
90)	n-Propylbenzene	6.900	91	64513	17.2811	ug/l	99
91)	Bromobenzene	6.864	77	39657	17.3427	ug/l	94
92)	1,3,5-Trimethylbenzene	6.991	105	46135	18.7982	ug/l	93
93)	Butyl methacrylate	7.003	41	32531	16.0946	ug/l	88
94)	t-Butylbenzene	7.177	119	36096	16.5984	ug/l	86
95)	1,2,4-Trimethylbenzene	7.201	105	46505	18.0501	ug/l	94
96)	sec-Butylbenzene	7.291	105	43655	16.7527	ug/l	98
97)	4-Isopropyltoluene	7.363	119	35509	16.4580	ug/l	93
98)	n-Butylbenzene	7.592	91	41378	17.2498	ug/l	83
99)	p-Diethylbenzene	7.580	119	19024	16.0936	ug/l	93
100)	1,2,4,5-Tetramethylben...	8.025	119	30918	11.4393	ug/l	93
101)	1,2-Dibromo-3-Chloropr...	8.061	157	2518	12.8281	ug/l	71
102)	Camphor	8.487	95	8656	94.6047	ug/l	99
103)	Hexachlorobutadiene	8.638	225	6084	14.5985	ug/l	93
104)	1,2,4-Trichlorobenzene	8.547	180	14172	15.4263	ug/l	94
105)	1,2,3-Trichlorobenzene	8.836	180	11973	14.3429	ug/l	96
106)	Naphthalene	8.698	128	26360	13.2027	ug/l	100

(#) = qualifier out of range (m) = manual integration (+) = signals summed

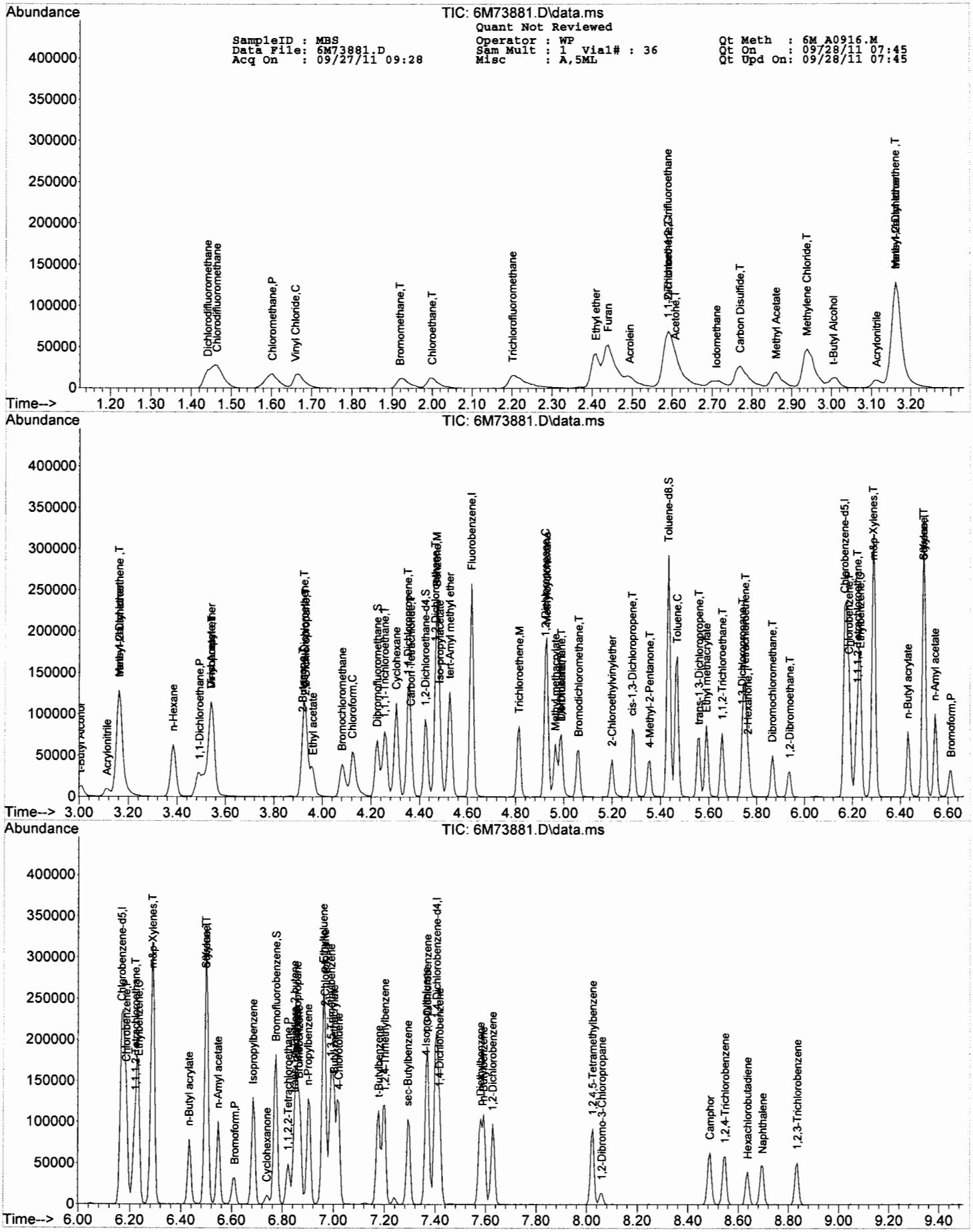
Abundance
TIC: 6M73881.D\data.ms
Quant Not Reviewed
SampleID : MBS
Data File: 6M73881.D
Acq On : 09/27/11 09:28
Operator : WP
Sam Mult : 1 Via1# : 36
Misc : A,5ML
Qt Meth : 6M_A0916.M
Qt On : 09/28/11 07:45
Qt Upd On: 09/28/11 07:45
Dichlorodifluoromethane
Chlorodifluoromethane
Chloromethane,P
Vinyl Chloride,C
Bromomethane,T
Chloroethane,T
Trichlorofluoromethane
Ethyl ether
Furan
Acrolein
Acetone,T
Iodomethane
Carbon Disulfide,T
Methyl Acetate
Methylene Chloride,T
t-Butyl Alcohol
Acrylonitrile
Time-->

Abundance
TIC: 6M73881.D\data.ms
t-Butyl Alcohol
Acrylonitrile
n-Hexane
1,1-Dichloroethane,P
Ethyl acetate
Bromochloromethane
Chloroform,C
Cyclohexane
1,2-Dichloroethane-d4,S
Fluorobenzene,I
Trichloroethene,M
Bromodichloromethane,T
2-Chloroethylvinylether
cis-1,3-Dichloropropene,T
4-Methyl-2-Pentanone,T
Toluene-d8,S
Toluene,C
trans-1,3-Dichloropropene,T
Ethyl methacrylate
1,1,2-Trichloroethane,T
2-Hexanone,T
Dibromochloromethane,T
1,2-Dibromoethane,T
Chlorobenzene-d5,I
n-Butyl acrylate
n-Amyl acetate
Bromoform,P
Time-->

Abundance
TIC: 6M73881.D\data.ms
Chlorobenzene-d5,I
Ethylbenzene,T
m&p-Xylenes,T
n-Butyl acrylate
n-Amyl acetate
Bromoform,P
Isopropylbenzene
Cyclohexanone
Bromofluorobenzene,S
1,1,2,2-Tetrachloroethane,P
n-Propylbenzene
4-Chlorotoluene
t-Butylbenzene
1,2,4-Trimethylbenzene
sec-Butylbenzene
4-Isopropyltoluene
1,4-Dichlorobenzene-d4,I
1,4-Dichlorobenzene
1,2-Dichlorobenzene
1,2,4,5-Tetramethylbenzene
1,2-Dibromo-3-Chloropropane
Camphor
1,2,4-Trichlorobenzene
Hexachlorobutadiene
Naphthalene
1,2,3-Trichlorobenzene
Time-->

Form3
Recovery Data
QC Batch: MBS11799

Data File	Sample ID:	Analysis Date
Spike or Dup: 6M73917.D	MBS11799	9/27/2011 7:10:00 PM
Non Spike(If applicable):		
Inst Blank(If applicable):		

Method: 8260 | Matrix: Aqueous | QC Type: MBS

Analyte:	Col	Spike Conc	Sample Conc	Expected Conc	Recovery	Lower Limit	Upper Limit
Vinyl Chloride	1	15.765	0	20	79	20	130
1,1-Dichloroethene	1	16.363	0	20	82	50	130
1,1-Dichloroethane	1	18.1977	0	20	91	50	130
Chloroform	1	18.5417	0	20	93	50	130
1,2-Dichloroethane	1	18.7211	0	20	94	50	130
2-Butanone	1	13.6342	0	20	68	20	130
Carbon Tetrachloride	1	19.1912	0	20	96	50	130
Trichloroethene	1	18.3069	0	20	92	50	130
Benzene	1	19.0891	0	20	95	50	130
Tetrachloroethene	1	20.8965	0	20	104	50	130
Toluene	1	19.4064	0	20	97	50	130
Chlorobenzene	1	18.7893	0	20	94	50	130
1,4-Dichlorobenzene	1	17.3255	0	20	87	50	130
1,2-Dichlorobenzene	1	17.5631	0	20	88	50	130
n-Propylbenzene	1	18.9453	0	20	95	50	130
sec-Butylbenzene	1	18.3414	0	20	92	50	130

* - Indicates outside of limits # - Indicates outside of standard limits but within method exceedance limits

Quantitation Report (Not Reviewed)

SampleID : MBS
Data File: 6M73917.D
Acq On : 09/27/11 19:10

Operator : WP
Sam Mult : 1 Vial# : 42
Misc : A,5ML

Qt Meth : 6M_A0916.M
Qt On : 09/28/11 07:46
Qt Upd On: 09/28/11 07:46

Data Path : G:\GcMsData\2011\GCMS_6\Data\09-27-11\
Qt Path : G:\GcMsData\2011\GCMS_6\MethodQt\
Qt Resp Via : Initial Calibration

Compound	R.T.	QIon	Response	Conc	Units	Dev(Min)
Internal Standards						
4) Fluorobenzene	4.616	96	111527	30.00	ug/l	0.00
51) Chlorobenzene-d5	6.173	117	67867	30.00	ug/l	0.00
69) 1,4-Dichlorobenzene-d4	7.405	152	34083	30.00	ug/l	0.00
System Monitoring Compounds						
36) Dibromofluoromethane	4.219	111	34435	30.88	ug/l	0.00
Spiked Amount 30.000			Recovery = 102.93%			
38) 1,2-Dichloroethane-d4	4.424	67	19881	29.75	ug/l	0.00
Spiked Amount 30.000			Recovery = 99.17%			
65) Toluene-d8	5.434	98	98436	31.37	ug/l	0.00
Spiked Amount 30.000			Recovery = 104.57%			
75) Bromofluorobenzene	6.774	174	33844	30.46	ug/l	0.00
Spiked Amount 30.000			Recovery = 101.53%			
Target Compounds						Qvalue
5) Chlorodifluoromethane	1.452	51	52797	20.3100	ug/l	66
6) Dichlorodifluoromethane	1.435	85	18170	12.9379	ug/l	85
7) Chloromethane	1.590	50	28263	15.0262	ug/l	76
8) Bromomethane	1.918	94	12401	12.9539	ug/l	91
9) Vinyl Chloride	1.659	62	23328	15.7650	ug/l	97
10) Chloroethane	1.999	64	13864	18.7328	ug/l	94
11) Trichlorofluoromethane	2.201	101	24833	16.4909	ug/l	91
12) Ethyl ether	2.404	59	16639	14.9099	ug/l	93
13) Furan	2.434	39	53790	15.2176	ug/l	80
14) 1,1,2-Trichloro-1,2,2-...	2.584	101	13336	16.9230	ug/l	93
15) Methylene Chloride	2.939	84	20730	16.6992	ug/l	86
16) Acrolein	2.494	56	6745	61.9494	ug/l	90
17) Acrylonitrile	3.113	53	6929	13.6493	ug/l	90
18) Iodomethane	2.705	142	15626	10.7690	ug/l	81
19) Acetone	2.602	43	27414	66.0692	ug/l	97
20) Carbon Disulfide	2.765	76	35263	11.6035	ug/l	100
21) t-Butyl Alcohol	3.005	59	7417	69.8343	ug/l	94
22) n-Hexane	3.384	57	17106	14.5231	ug/l	93
23) Di-isopropyl-ether	3.540	45	89164	16.1630	ug/l	80
24) 1,1-Dichloroethene	2.584	61	27061	16.3630	ug/l	96
25) Methyl Acetate	2.855	43	29923	20.3896	ug/l	100
26) Methyl-t-butyl ether	3.161	73	46649	17.5520	ug/l	75
27) 1,1-Dichloroethane	3.480	63	41235	18.1977	ug/l	96
28) trans-1,2-Dichloroethene	3.155	96	19475	18.6114	ug/l	86
29) cis-1,2-Dichloroethene	3.919	61	39774	17.6893	ug/l	100
30) Bromochloromethane	4.081	49	19647	17.5501	ug/l	91
31) 2,2-Dichloropropane	3.925	77	21696	15.1688	ug/l	95
32) Ethyl acetate	3.961	43	25078	15.0970	ug/l	89
33) 1,4-Dioxane	4.989	88	7165	776.8140	ug/l	47
34) 1,1-Dichloropropene	4.352	75	27126	19.5107	ug/l	97
35) Chloroform	4.123	83	36099	18.5417	ug/l	84
37) Cyclohexane	4.304	56	31433	16.8380	ug/l	98
39) 1,2-Dichloroethane	4.466	62	29051	18.7211	ug/l	93
40) 2-Butanone	3.919	43	9600	13.6342	ug/l	87
41) 1,1,1-Trichloroethane	4.255	97	28734	18.9247	ug/l	90
42) Carbon Tetrachloride	4.364	117	21800	19.1912	ug/l	98
43) Vinyl Acetate	3.540	43	56089	16.0519	ug/l	100
44) Bromodichloromethane	5.061	83	23270	18.1996	ug/l	92
45) Methylcyclohexane	4.929	83	17280	18.4948	ug/l	94
46) Dibromomethane	4.989	174	14076	19.2918	ug/l	93
47) 1,2-Dichloropropane	4.929	63	20314	17.8622	ug/l	96
48) Trichloroethene	4.814	130	18084	18.3069	ug/l	95
49) Benzene	4.472	78	76189	19.0891	ug/l	100
50) tert-Amyl methyl ether	4.526	73	46234	17.5356	ug/l	94
52) Iso-propylacetate	4.484	43	43757	16.7181	ug/l	86
53) Methyl methacrylate	4.965	41	22928	17.4181	ug/l	89
54) Dibromochloromethane	5.866	129	16138	18.2067	ug/l	100
55) 2-Chloroethylvinylether	5.199	63	9662	13.9890	ug/l	79
56) cis-1,3-Dichloropropene	5.289	75	25818	16.7419	ug/l	88
57) trans-1,3-Dichloropropene	5.560	75	22553	18.4162	ug/l	100
58) Ethyl methacrylate	5.590	41	22145	14.2932	ug/l	96
59) 1,1,2-Trichloroethane	5.656	97	13010	17.8921	ug/l	84
60) 1,2-Dibromoethane	5.939	107	13989	17.8016	ug/l	88
61) 1,3-Dichloropropane	5.746	76	25784	19.1765	ug/l	97
62) 4-Methyl-2-Pentanone	5.355	43	21358	14.5368	ug/l	97
63) 2-Hexanone	5.770	43	15183	17.2641	ug/l	93
64) Tetrachloroethene	5.752	164	14767	20.8965	ug/l	95
66) Toluene	5.470	92	40050	19.4064	ug/l	93
67) 1,1,1,2-Tetrachloroethane	6.221	133	14551	19.3360	ug/l	95

Quantitation Report (Not Reviewed)

SampleID : MBS Operator : WP Qt Meth : 6M_A0916.M
Data File: 6M73917.D Sam Mult : 1 Vial# : 42 Qt On : 09/28/11 07:46
Acq On : 09/27/11 19:10 Misc : A,5ML Qt Upd On: 09/28/11 07:46

Data Path : G:\GcMsData\2011\GCMS_6\Data\09-27-11\
Qt Path : G:\GcMsData\2011\GCMS_6\MethodQt\
Qt Resp Via : Initial Calibration

Compound	R.T.	QIon	Response	Conc	Units	Dev(Min)
68) Chlorobenzene	6.185	112	40877	18.7893	ug/l	97
70) n-Butyl acrylate	6.431	55	30286	12.7807	ug/l	92
71) n-Amyl acetate	6.546	43	34763	13.7066	ug/l	96
72) Bromoform	6.612	173	10696	16.7331	ug/l	99
73) Ethylbenzene	6.233	106	21904	21.9598	ug/l	82
74) 1,1,2,2-Tetrachloroethane	6.822	83	15529	15.7284	ug/l	86
76) Styrene	6.504	104	40415	19.8080	ug/l	98
77) m&p-Xylenes	6.287	106	48825	41.2088	ug/l	100
78) o-Xylene	6.498	106	24517	21.1455	ug/l	82
79) trans-1,4-Dichloro-2-b...	6.852	53	8005	17.4502	ug/l	80
80) 1,3-Dichlorobenzene	7.369	146	28189	18.4602	ug/l	88
81) 1,4-Dichlorobenzene	7.417	146	28077	17.3255	ug/l	94
82) 1,2-Dichlorobenzene	7.634	146	26140	17.5631	ug/l	90
83) Isopropylbenzene	6.690	105	50199	17.1461	ug/l	97
84) Cyclohexanone	6.744	55	2733	64.2710	ug/l	90
85) Camphene	6.852	93	14120	19.6712	ug/l	94
86) 1,2,3-Trichloropropane	6.858	75	20618	17.7338	ug/l	82
87) 2-Chlorotoluene	6.966	91	51528	19.4355	ug/l	94
88) p-Ethyltoluene	6.960	105	65479	20.1800	ug/l	81
89) 4-Chlorotoluene	7.021	91	49888	19.8302	ug/l	91
90) n-Propylbenzene	6.906	91	67577	18.9453	ug/l	99
91) Bromobenzene	6.870	77	40549	18.5590	ug/l	94
92) 1,3,5-Trimethylbenzene	6.991	105	44874	19.1363	ug/l	93
93) Butyl methacrylate	7.003	41	33039	17.1075	ug/l	87
94) t-Butylbenzene	7.177	119	38217	18.3926	ug/l	87
95) 1,2,4-Trimethylbenzene	7.201	105	48283	19.6133	ug/l	92
96) sec-Butylbenzene	7.297	105	45667	18.3414	ug/l	98
97) 4-Isopropyltoluene	7.369	119	36905	17.9020	ug/l	91
98) n-Butylbenzene	7.592	91	42614	18.5928	ug/l	84
99) p-Diethylbenzene	7.580	119	19460	17.2294	ug/l	93
100) 1,2,4,5-Tetramethylben...	8.024	119	34150	13.2368	ug/l	94
101) 1,2-Dibromo-3-Chloropr...	8.061	157	2785	14.8495	ug/l	69
102) Camphor	8.487	95	8319	95.1606	ug/l	95
103) Hexachlorobutadiene	8.638	225	6348	15.9416	ug/l	97
104) 1,2,4-Trichlorobenzene	8.547	180	14741	16.7932	ug/l	95
105) 1,2,3-Trichlorobenzene	8.836	180	12537	15.7183	ug/l	97
106) Naphthalene	8.698	128	26639	13.9641	ug/l	100

(#) = qualifier out of range (m) = manual integration (+) = signals summed

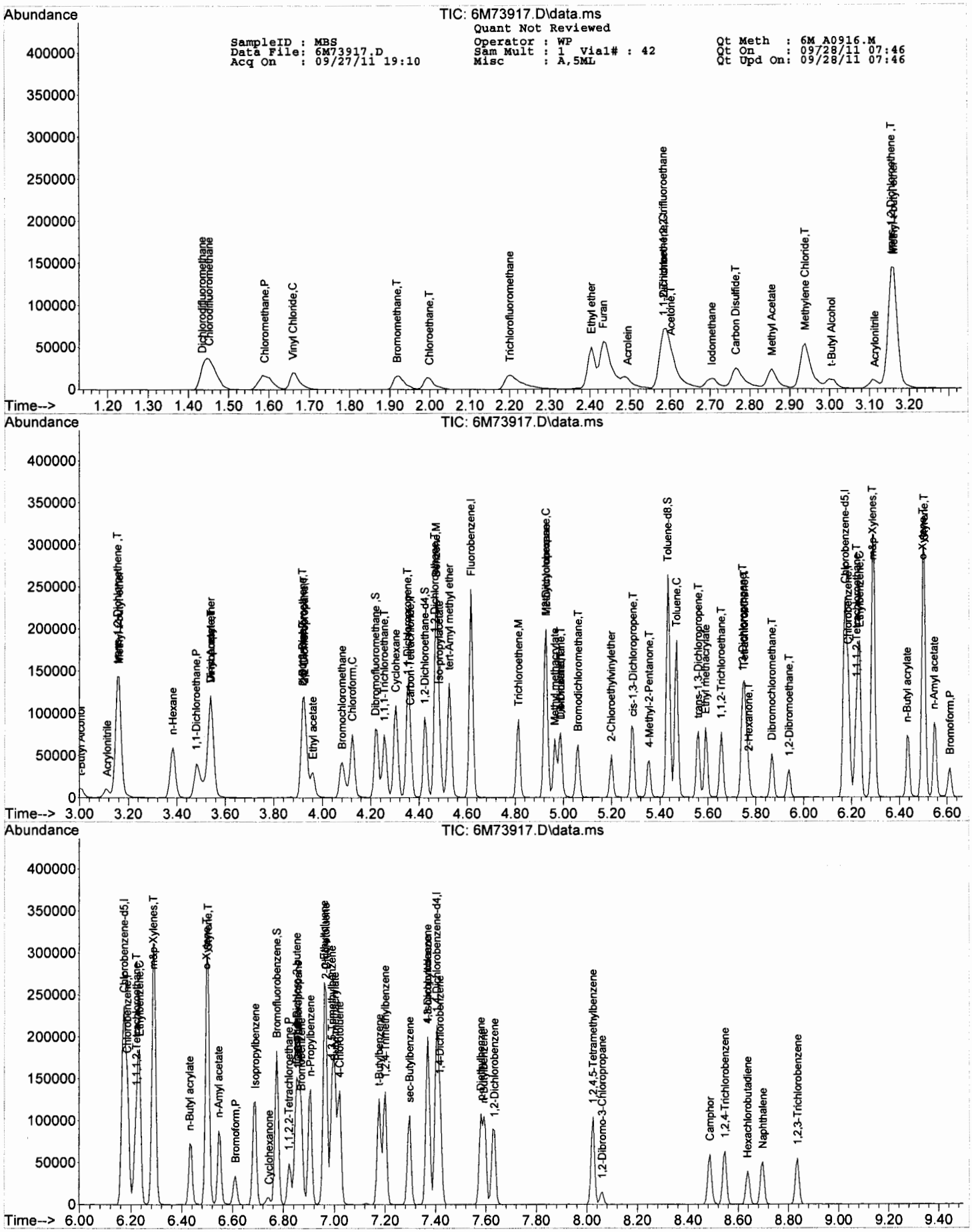
Abundance
TIC: 6M73917.D\data.ms
Quant Not Reviewed
SampleID : MBS
Data File: 6M73917.D
Acq On : 09/27/11 19:10
Operator : WP
Sam Mult : 1 Vial# : 42
Misc : A,5ML
Qt Meth : 6M_A0916.M
Qt On : 09728/11 07:46
Qt Upd On: 09/28/11 07:46
Time-->

Form3
Recovery Data
QC Batch: MBS11791

	Data File	Sample ID:	Analysis Date
Spike or Dup:	6M73902.D	MBS11791	9/27/2011 3:03:00 PM
Non Spike(If applicable):			
Inst Blank(If applicable):			

Method: 8260 | Matrix: Aqueous | QC Type: MBS

Analyte:	Col	Spike Conc	Sample Conc	Expected Conc	Recovery	Lower Limit	Upper Limit
Vinyl Chloride	1	14.671	0	20	73	20	130
1,1-Dichloroethene	1	16.1363	0	20	81	50	130
1,1-Dichloroethane	1	17.5964	0	20	88	50	130
Chloroform	1	18.3334	0	20	92	50	130
1,2-Dichloroethane	1	18.6022	0	20	93	50	130
2-Butanone	1	13.3069	0	20	67	20	130
Carbon Tetrachloride	1	19.6474	0	20	98	50	130
Trichloroethene	1	18.6931	0	20	93	50	130
Benzene	1	19.5396	0	20	98	50	130
Tetrachloroethene	1	20.9327	0	20	105	50	130
Toluene	1	18.706	0	20	94	50	130
Chlorobenzene	1	19.0361	0	20	95	50	130
1,4-Dichlorobenzene	1	17.6217	0	20	88	50	130
1,2-Dichlorobenzene	1	17.7986	0	20	89	50	130
n-Propylbenzene	1	18.4661	0	20	92	50	130
sec-Butylbenzene	1	17.9002	0	20	90	50	130

* - Indicates outside of limits # - Indicates outside of standard limits but within method exceedance limits

Quantitation Report (Not Reviewed)

SampleID : MBS
Data File: 6M73902.D
Acq On : 09/27/11 15:03

Operator : WP
Sam Mult : 1 Vial# : 56
Misc : A,5ML

Qt Meth : 6M_A0916.M
Qt On : 09/28/11 07:46
Qt Upd On: 09/28/11 07:45

Data Path : G:\GcMsData\2011\GCMS_6\Data\09-27-11\
Qt Path : G:\GcMsData\2011\GCMS_6\MethodQt\
Qt Resp Via : Initial Calibration

Compound	R.T.	QIon	Response	Conc	Units	Dev(Min)
Internal Standards						
4) Fluorobenzene	4.616	96	108438	30.00	ug/l	0.00
51) Chlorobenzene-d5	6.173	117	70920	30.00	ug/l	0.00
69) 1,4-Dichlorobenzene-d4	7.405	152	36038	30.00	ug/l	0.00
System Monitoring Compounds						
36) Dibromofluoromethane	4.225	111	32454	29.93	ug/l	0.01
Spiked Amount 30.000			Recovery = 99.77%			
38) 1,2-Dichloroethane-d4	4.424	67	19603	30.17	ug/l	0.00
Spiked Amount 30.000			Recovery = 100.57%			
65) Toluene-d8	5.433	98	100466	30.64	ug/l	0.00
Spiked Amount 30.000			Recovery = 102.13%			
75) Bromofluorobenzene	6.774	174	34832	29.65	ug/l	0.00
Spiked Amount 30.000			Recovery = 98.83%			
Target Compounds						Qvalue
5) Chlorodifluoromethane	1.459	51	52995	20.9669	ug/l	66
6) Dichlorodifluoromethane	1.436	85	18329	13.4228	ug/l	91
7) Chloromethane	1.603	50	26598	14.5439	ug/l	78
8) Bromomethane	1.919	94	11443	12.2937	ug/l	94
9) Vinyl Chloride	1.666	62	21108	14.6710	ug/l	97
10) Chloroethane	2.000	64	12387	17.2139	ug/l	91
11) Trichlorofluoromethane	2.207	101	25264	17.2550	ug/l	82
12) Ethyl ether	2.410	59	16007	14.7522	ug/l	99
13) Furan	2.440	39	52458	15.2635	ug/l	78
14) 1,1,2-Trichloro-1,2,2-...	2.584	101	12864	16.7891	ug/l	96
15) Methylene Chloride	2.945	84	20277	16.7996	ug/l	81
16) Acrolein	2.494	56	6858	64.7815	ug/l	99
17) Acrylonitrile	3.113	53	7617	15.4320	ug/l	97
18) Iodomethane	2.704	142	16076	11.3947	ug/l	84
19) Acetone	2.608	43	27018	66.9697	ug/l	98
20) Carbon Disulfide	2.771	76	43798	14.8225	ug/l	100
21) t-Butyl Alcohol	3.011	59	7060	68.3665	ug/l	88
22) n-Hexane	3.384	57	18419	16.0833	ug/l	94
23) Di-isopropyl-ether	3.540	45	89608	16.7062	ug/l	82
24) 1,1-Dichloroethene	2.590	61	25947	16.1363	ug/l	93
25) Methyl Acetate	2.861	43	28107	19.6978	ug/l	100
26) Methyl-t-butyl ether	3.161	73	47083	18.2199	ug/l	74
27) 1,1-Dichloroethane	3.486	63	38768	17.5964	ug/l	95
28) trans-1,2-Dichloroethene	3.161	96	18291	17.9778	ug/l	85
29) cis-1,2-Dichloroethene	3.925	61	38252	17.4970	ug/l	94
30) Bromochloromethane	4.081	49	23643	21.7213	ug/l	91
31) 2,2-Dichloropropane	3.931	77	23705	17.0455	ug/l	96
32) Ethyl acetate	3.961	43	23191	14.3587	ug/l	91
33) 1,4-Dioxane	4.989	88	7713	860.0480	ug/l	54
34) 1,1-Dichloropropene	4.357	75	25583	18.9250	ug/l	98
35) Chloroform	4.123	83	34705	18.3334	ug/l	84
37) Cyclohexane	4.303	56	31146	17.1596	ug/l	98
39) 1,2-Dichloroethane	4.472	62	28067	18.6022	ug/l	90
40) 2-Butanone	3.919	43	9110	13.3069	ug/l	89
41) 1,1,1-Trichloroethane	4.261	97	27542	18.6563	ug/l	98
42) Carbon Tetrachloride	4.363	117	21700	19.6474	ug/l	97
43) Vinyl Acetate	3.546	43	54158	15.9407	ug/l	100
44) Bromodichloromethane	5.061	83	22178	17.8397	ug/l	92
45) Methylcyclohexane	4.929	83	17745	19.5335	ug/l	95
46) Dibromomethane	4.989	174	14325	20.1924	ug/l	93
47) 1,2-Dichloropropane	4.929	63	20081	18.1603	ug/l	92
48) Trichloroethene	4.814	130	17954	18.6931	ug/l	94
49) Benzene	4.472	78	75827	19.5396	ug/l	100
50) tert-Amyl methyl ether	4.526	73	44151	17.2226	ug/l	93
52) Iso-propylacetate	4.484	43	42557	15.5597	ug/l	86
53) Methyl methacrylate	4.965	41	22892	16.6421	ug/l	89
54) Dibromochloromethane	5.866	129	16406	17.7123	ug/l	99
55) 2-Chloroethylvinylether	5.199	63	9861	13.6626	ug/l	79
56) cis-1,3-Dichloropropene	5.289	75	26360	16.3575	ug/l	89
57) trans-1,3-Dichloropropene	5.560	75	22220	17.3632	ug/l	100
58) Ethyl methacrylate	5.590	41	23073	14.2510	ug/l	95
59) 1,1,2-Trichloroethane	5.656	97	13379	17.6075	ug/l	91
60) 1,2-Dibromoethane	5.938	107	14420	17.5601	ug/l	90
61) 1,3-Dichloropropane	5.746	76	25366	18.0535	ug/l	98
62) 4-Methyl-2-Pentanone	5.355	43	22579	14.7062	ug/l	97
63) 2-Hexanone	5.770	43	15766	17.1553	ug/l	90
64) Tetrachloroethene	5.758	164	15458	20.9327	ug/l	99
66) Toluene	5.470	92	40341	18.7060	ug/l	86
67) 1,1,1,2-Tetrachloroethane	6.221	133	14652	18.6321	ug/l	93

Quantitation Report (Not Reviewed)

SampleID : MBS
Data File: 6M73902.D
Acq On : 09/27/11 15:03
Operator : WP
Sam Mult : 1 Vial# : 56
Misc : A,5ML
Qt Meth : 6M_A0916.M
Qt On : 09/28/11 07:46
Qt Upd On: 09/28/11 07:45

Data Path : G:\GcMsData\2011\GCMS_6\Data\09-27-11\
Qt Path : G:\GcMsData\2011\GCMS_6\MethodQt\
Qt Resp Via : Initial Calibration

	Compound	R.T.	QIon	Response	Conc	Units	Dev(Min)
68)	Chlorobenzene	6.185	112	43277	19.0361	ug/l	97
70)	n-Butyl acrylate	6.437	55	31891	12.7279	ug/l	91
71)	n-Amyl acetate	6.546	43	37502	13.9844	ug/l	94
72)	Bromoform	6.612	173	11256	16.6539	ug/l	94
73)	Ethylbenzene	6.233	106	22064	20.9202	ug/l	86
74)	1,1,2,2-Tetrachloroethane	6.822	83	16445	15.7526	ug/l	90
76)	Styrene	6.503	104	43358	20.0976	ug/l	96
77)	m&p-Xylenes	6.293	106	50386	40.2193	ug/l	99
78)	o-Xylene	6.497	106	24898	20.3092	ug/l	89
79)	trans-1,4-Dichloro-2-b...	6.852	53	8137	16.7757	ug/l	81
80)	1,3-Dichlorobenzene	7.375	146	29193	18.0806	ug/l	88
81)	1,4-Dichlorobenzene	7.417	146	30195	17.6217	ug/l	92
82)	1,2-Dichlorobenzene	7.634	146	28010	17.7986	ug/l	88
83)	Isopropylbenzene	6.690	105	53445	17.2646	ug/l	96
84)	Cyclohexanone	6.738	55	3026	67.3010	ug/l	87
85)	Camphene	6.852	93	14696	19.3629	ug/l	97
86)	1,2,3-Trichloropropane	6.858	75	21031	17.1077	ug/l	82
87)	2-Chlorotoluene	6.966	91	56584	20.1847	ug/l	92
88)	p-Ethyltoluene	6.960	105	70588	20.5744	ug/l	81
89)	4-Chlorotoluene	7.020	91	49528	18.6191	ug/l	90
90)	n-Propylbenzene	6.906	91	69646	18.4661	ug/l	99
91)	Bromobenzene	6.870	77	42958	18.5950	ug/l	92
92)	1,3,5-Trimethylbenzene	6.990	105	46762	18.8597	ug/l	95
93)	Butyl methacrylate	7.002	41	34453	16.8719	ug/l	87
94)	t-Butylbenzene	7.177	119	39143	17.8163	ug/l	87
95)	1,2,4-Trimethylbenzene	7.201	105	49812	19.1367	ug/l	91
96)	sec-Butylbenzene	7.297	105	47125	17.9002	ug/l	100
97)	4-Isopropyltoluene	7.369	119	38837	17.8172	ug/l	91
98)	n-Butylbenzene	7.591	91	45067	18.5964	ug/l	82
99)	p-Diethylbenzene	7.579	119	21606	18.0917	ug/l	92
100)	1,2,4,5-Tetramethylben...	8.024	119	36399	13.3440	ug/l	92
101)	1,2-Dibromo-3-Chloropr...	8.060	157	2587	13.0454	ug/l	73
102)	Camphor	8.487	95	9012	97.5080	ug/l	93
103)	Hexachlorobutadiene	8.637	225	6986	16.5921	ug/l	98
104)	1,2,4-Trichlorobenzene	8.547	180	15516	16.7172	ug/l	96
105)	1,2,3-Trichlorobenzene	8.836	180	13277	15.7431	ug/l	95
106)	Naphthalene	8.698	128	29967	14.8565	ug/l	100

(#) = qualifier out of range (m) = manual integration (+) = signals summed

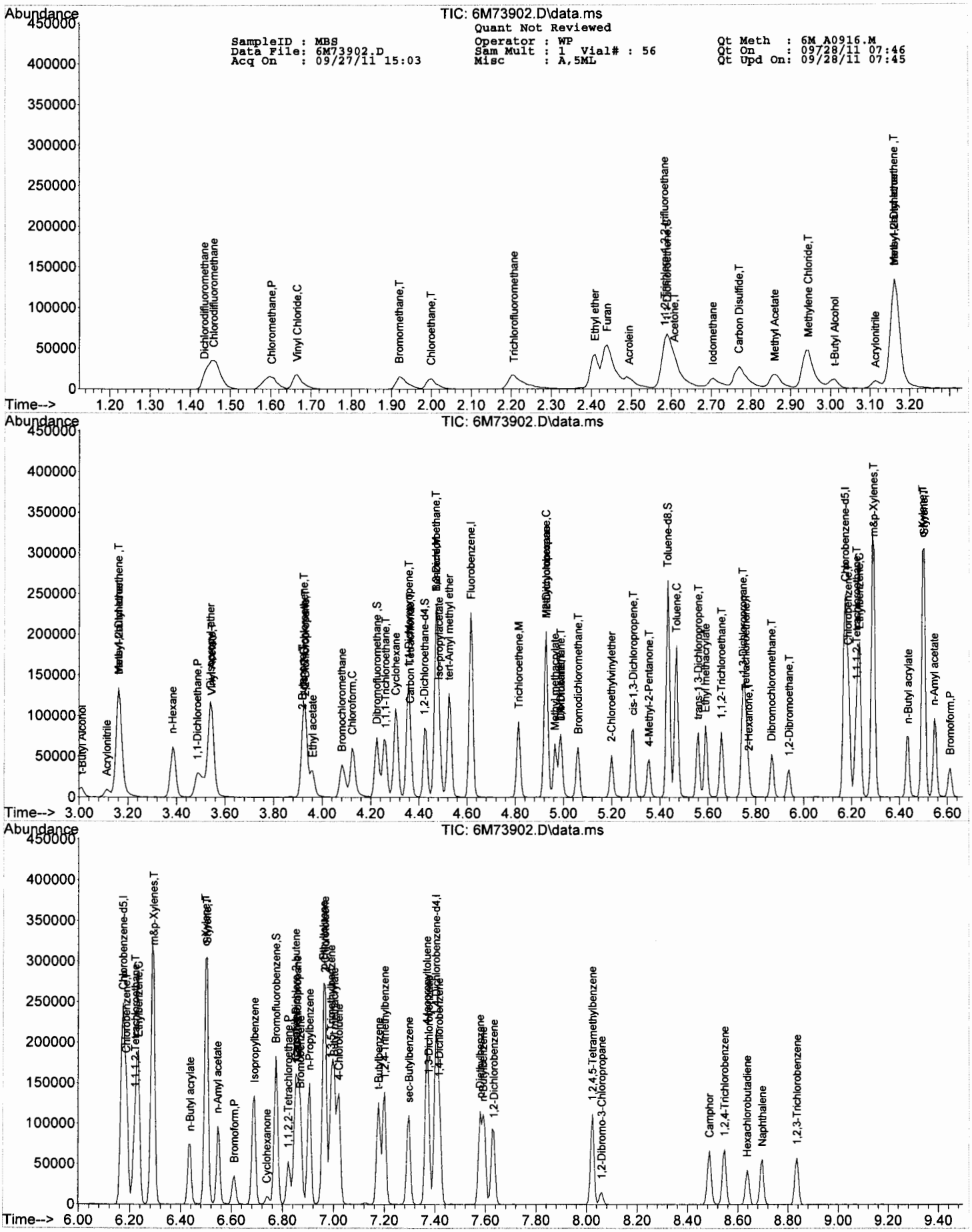
TIC: 6M73902.D\data.ms
Quant Not Reviewed
SampleID : MBS
Data File: 6M73902.D
Acq On : 09/27/11 15:03
Operator : WP
Sam Mult : 1 Vial# : 56
Misc : A,5ML
Qt Meth : 6M_A0916.M
Qt On : 09728/11 07:46
Qt Upd On: 09/28/11 07:45
Abundance
Time-->

Form3
Recovery Data
QC Batch: MBS11791

	Data File	Sample ID:	Analysis Date
Spike or Dup:	6M73914.D	AC61718-004(MS:AC61718-00	9/27/2011 6:22:00 PM
Non Spike(If applicable):	6M73911.D	AC61718-001	9/27/2011 5:35:00 PM
Inst Blank(If applicable):			

Method: 8260 Matrix: Aqueous QC Type: MS

Analyte:	Col	Spike Conc	Sample Conc	Expected Conc	Recovery	Lower Limit	Upper Limit
Vinyl Chloride	1	16.0763	0	20	80	20	130
1,1-Dichloroethene	1	16.979	0	20	85	50	130
1,1-Dichloroethane	1	17.807	0	20	89	50	130
Chloroform	1	19.4559	0	20	97	50	130
1,2-Dichloroethane	1	18.5157	0	20	93	50	130
2-Butanone	1	13.5405	0	20	68	20	130
Carbon Tetrachloride	1	19.6529	0	20	98	50	130
Trichloroethene	1	18.003	0	20	90	50	130
Benzene	1	18.9573	0	20	95	50	130
Tetrachloroethene	1	24.8572	2.9934	20	109	50	130
Toluene	1	19.0333	0	20	95	50	130
Chlorobenzene	1	18.1467	0	20	91	50	130
1,4-Dichlorobenzene	1	17.1857	0	20	86	50	130
1,2-Dichlorobenzene	1	16.6679	0	20	83	50	130
n-Propylbenzene	1	17.5604	0	20	88	50	130
sec-Butylbenzene	1	16.9581	0	20	85	50	130

	Data File	Sample ID:	Analysis Date
Spike or Dup:	6M73915.D	AC61718-005(MSD:AC61718-0	9/27/2011 6:38:00 PM
Non Spike(If applicable):	6M73911.D	AC61718-001	9/27/2011 5:35:00 PM
Inst Blank(If applicable):			

Method: 8260 Matrix: Aqueous QC Type: MSD

Analyte:	Col	Spike Conc	Sample Conc	Expected Conc	Recovery	Lower Limit	Upper Limit
Vinyl Chloride	1	15.229	0	20	76	20	130
1,1-Dichloroethene	1	15.9136	0	20	80	50	130
1,1-Dichloroethane	1	16.957	0	20	85	50	130
Chloroform	1	18.8353	0	20	94	50	130
1,2-Dichloroethane	1	18.8129	0	20	94	50	130
2-Butanone	1	13.3548	0	20	67	20	130
Carbon Tetrachloride	1	19.4116	0	20	97	50	130
Trichloroethene	1	17.978	0	20	90	50	130
Benzene	1	19.0796	0	20	95	50	130
Tetrachloroethene	1	22.9092	2.9934	20	100	50	130
Toluene	1	18.8641	0	20	94	50	130
Chlorobenzene	1	18.6008	0	20	93	50	130
1,4-Dichlorobenzene	1	17.0288	0	20	85	50	130
1,2-Dichlorobenzene	1	17.5886	0	20	88	50	130
n-Propylbenzene	1	18.1744	0	20	91	50	130
sec-Butylbenzene	1	17.3018	0	20	87	50	130

* - Indicates outside of limits # - Indicates outside of standard limits but within method exceedance limits

Form3
RPD DATA
QC Batch: MBS11791

	Data File	Sample ID:	Analysis Date
Spike or Dup:	6M73915.D	AC61718-005(MSD:AC61718-0	9/27/2011 6:38:00 PM
Duplicate(If applicable):	6M73914.D	AC61718-004(MS:AC61718-00	9/27/2011 6:22:00 PM
Inst Blank(If applicable):			

Method: 8260 Matrix: Aqueous QC Type: MSD

Analyte:	Column	Dup/MSD/MBSD Conc	Sample/MS/MBS Conc	RPD	Limit
Vinyl Chloride	1	15.229	16.0763	5.4	40
1,1-Dichloroethene	1	15.9136	16.979	6.5	40
1,1-Dichloroethane	1	16.957	17.807	4.9	40
Chloroform	1	18.8353	19.4559	3.2	40
1,2-Dichloroethane	1	18.8129	18.5157	1.6	40
2-Butanone	1	13.3548	13.5405	1.4	40
Carbon Tetrachloride	1	19.4116	19.6529	1.2	40
Trichloroethene	1	17.978	18.003	0.14	40
Benzene	1	19.0796	18.9573	0.64	40
Tetrachloroethene	1	22.9092	24.8572	8.2	40
Toluene	1	18.8641	19.0333	0.89	40
Chlorobenzene	1	18.6008	18.1467	2.5	40
1,4-Dichlorobenzene	1	17.0288	17.1857	0.92	40
1,2-Dichlorobenzene	1	17.5886	16.6679	5.4	40
n-Propylbenzene	1	18.1744	17.5604	3.4	40
sec-Butylbenzene	1	17.3018	16.9581	2	40

* - Indicates outside of limits NA - Both concentrations=0... no result can be calculated

Quantitation Report (QT Reviewed)

SampleID : AC61718-001 Operator : WP Qt Meth : 6M_A0916.M
Data File: 6M73911.D Sam Mult : 1 Vial# : 36 Qt On : 09/28/11 07:21
Acq On : 09/27/11 17:35 Misc : A,5ML!2 Qt Upd On: 09/22/11 07:43

Data Path : G:\GcMsData\2011\GCMS_6\Data\09-27-11\
Qt Path : G:\GcMsData\2011\GCMS_6\MethodQt\
Qt Resp Via : Initial Calibration

Compound	R.T.	QIon	Response	Conc	Units	Dev(Min)
Internal Standards						
4) Fluorobenzene	4.615	96	113838	30.00	ug/l	0.00
51) Chlorobenzene-d5	6.172	117	73116	30.00	ug/l	0.00
69) 1,4-Dichlorobenzene-d4	7.404	152	35100	30.00	ug/l	0.00
System Monitoring Compounds						
36) Dibromofluoromethane	4.224	111	35651	31.32	ug/l	0.01
Spiked Amount 30.000			Recovery = 104.40%			
38) 1,2-Dichloroethane-d4	4.423	67	22090	32.39	ug/l	0.00
Spiked Amount 30.000			Recovery = 107.97%			
65) Toluene-d8	5.433	98	100836	29.83	ug/l	0.00
Spiked Amount 30.000			Recovery = 99.43%			
75) Bromofluorobenzene	6.773	174	32900	28.75	ug/l	0.00
Spiked Amount 30.000			Recovery = 95.83%			
Target Compounds						Qvalue
64) Tetrachloroethene	5.757	164	2279	2.9934	ug/l	90

(#) = qualifier out of range (m) = manual integration (+) = signals summed


Abundance
TIC: 6M73911.D\data.ms
Quant QT Reviewed
SampleID : AC61718-001
Data File: 6M73911.D
Acq On : 09/27/11 17:35
Operator : WP
Sam Mult : 1 Vial# : 36
Misc : A,5ML!2
Qt Meth : 6M_A0916.M
Qt On : 09/28/11 07:21
Qt Upd On: 09/22/11 07:43
Dibromofluoromethane ,S
1,2-Dichloroethane-d4,S
Fluorobenzene,I
Toluene-d8,S
Tetrachloroethene,T
Chlorobenzene-d5,I
Bromofluorobenzene,S
1,4-Dichlorobenzene-d4,I
Time-->

Quantitation Report (QT Reviewed)

SampleID : AC61718-004(MS:AC61 Operator : WP Qt Meth : 6M_A0916.M
Data File: 6M73914.D Sam Mult : 1 Vial# : 39 Qt On : 09/28/11 07:46
Acq On : 09/27/11 18:22 Misc : A,5ML!2 Qt Upd On: 09/28/11 07:45

Data Path : G:\GcMsData\2011\GCMS_6\Data\09-27-11\
Qt Path : G:\GcMsData\2011\GCMS_6\MethodQt\
Qt Resp Via : Initial Calibration

Compound	R.T.	QIon	Response	Conc	Units	Dev(Min)
Internal Standards						
4) Fluorobenzene	4.616	96	114018	30.00	ug/l	0.00
51) Chlorobenzene-d5	6.172	117	70908	30.00	ug/l	0.00
69) 1,4-Dichlorobenzene-d4	7.405	152	36617	30.00	ug/l	0.00
System Monitoring Compounds						
36) Dibromofluoromethane	4.225	111	35443	31.09	ug/l	0.01
Spiked Amount 30.000			Recovery = 103.63%			
38) 1,2-Dichloroethane-d4	4.423	67	21311	31.20	ug/l	0.00
Spiked Amount 30.000			Recovery = 104.00%			
65) Toluene-d8	5.433	98	101630	31.00	ug/l	0.00
Spiked Amount 30.000			Recovery = 103.33%			
75) Bromofluorobenzene	6.774	174	34536	28.93	ug/l	0.00
Spiked Amount 30.000			Recovery = 96.43%			
Target Compounds						Qvalue
5) Chlorodifluoromethane	1.458	51	58509	22.0155	ug/l	65
6) Dichlorodifluoromethane	1.435	85	19570	13.6303	ug/l	85
7) Chloromethane	1.591	50	29961	15.5810	ug/l	78
8) Bromomethane	1.919	94	12586	12.8599	ug/l	88
9) Vinyl Chloride	1.660	62	24320	16.0763	ug/l	93
10) Chloroethane	1.994	64	14240	18.8205	ug/l	90
11) Trichlorofluoromethane	2.201	101	26742	17.3706	ug/l	78
12) Ethyl ether	2.403	59	17413	15.2626	ug/l	93
13) Furan	2.433	39	55622	15.3921	ug/l	82
14) 1,1,2-Trichloro-1,2,2-...	2.584	101	13918	17.2757	ug/l	98
15) Methylene Chloride	2.938	84	21960	17.3036	ug/l	74
16) Acrolein	2.488	56	8233	73.9639	ug/l	94
17) Acrylonitrile	3.113	53	6892	13.2798	ug/l	100
18) Iodomethane	2.704	142	16616	11.2011	ug/l	89
19) Acetone	2.602	43	29416	69.3453	ug/l	99
20) Carbon Disulfide	2.770	76	43322	13.9439	ug/l	100
21) t-Butyl Alcohol	3.005	59	7686	70.7860	ug/l	97
22) n-Hexane	3.383	57	17327	14.3893	ug/l	92
23) Di-isopropyl-ether	3.540	45	92487	16.3991	ug/l	84
24) 1,1-Dichloroethene	2.590	61	28707	16.9790	ug/l	98
25) Methyl Acetate	2.854	43	29534	19.6849	ug/l	100
26) Methyl-t-butyl ether	3.161	73	49255	18.1276	ug/l	76
27) 1,1-Dichloroethane	3.485	63	41251	17.8070	ug/l	96
28) trans-1,2-Dichloroethene	3.161	96	20340	19.0134	ug/l	96
29) cis-1,2-Dichloroethene	3.918	61	39869	17.3441	ug/l	95
30) Bromochloromethane	4.081	49	22493	19.6534	ug/l	94
31) 2,2-Dichloropropane	3.930	77	23535	16.0951	ug/l	94
32) Ethyl acetate	3.960	43	26099	15.3684	ug/l	86
33) 1,4-Dioxane	4.988	88	7630	809.1554	ug/l	44
34) 1,1-Dichloropropene	4.351	75	27395	19.2737	ug/l	99
35) Chloroform	4.123	83	38725	19.4559	ug/l	85
37) Cyclohexane	4.303	56	30900	16.1909	ug/l	99
39) 1,2-Dichloroethane	4.465	62	29374	18.5157	ug/l	91
40) 2-Butanone	3.918	43	9747	13.5405	ug/l	85
41) 1,1,1-Trichloroethane	4.255	97	29785	19.1883	ug/l	92
42) Carbon Tetrachloride	4.363	117	22823	19.6529	ug/l	91
43) Vinyl Acetate	3.540	43	59682	16.7070	ug/l	100
44) Bromodichloromethane	5.060	83	22972	17.5740	ug/l	94
45) Methylcyclohexane	4.928	83	17340	18.1536	ug/l	99
46) Dibromomethane	4.988	174	15024	20.1412	ug/l	92
47) 1,2-Dichloropropane	4.928	63	20768	17.8624	ug/l	93
48) Trichloroethene	4.814	130	18181	18.0030	ug/l	93
49) Benzene	4.471	78	77353	18.9573	ug/l	100
50) tert-Amyl methyl ether	4.525	73	44911	16.6617	ug/l	94
52) Iso-propylacetate	4.483	43	43343	15.8497	ug/l	86
53) Methyl methacrylate	4.964	41	22760	16.5490	ug/l	88
54) Dibromochloromethane	5.866	129	16626	17.9528	ug/l	94
56) cis-1,3-Dichloropropene	5.289	75	24925	15.4696	ug/l	91
57) trans-1,3-Dichloropropene	5.559	75	22024	17.2130	ug/l	95
58) Ethyl methacrylate	5.589	41	23411	14.4623	ug/l	94
59) 1,1,2-Trichloroethane	5.655	97	13894	18.2884	ug/l	91
60) 1,2-Dibromoethane	5.938	107	14710	17.9163	ug/l	92
61) 1,3-Dichloropropane	5.746	76	26015	18.5186	ug/l	97
62) 4-Methyl-2-Pentanone	5.355	43	22395	14.5889	ug/l	94
63) 2-Hexanone	5.770	43	15423	16.7849	ug/l	96
64) Tetrachloroethene	5.758	164	18353	24.8572	ug/l	97
66) Toluene	5.469	92	41040	19.0333	ug/l	87
67) 1,1,1,2-Tetrachloroethane	6.221	133	14953	19.0180	ug/l	95
68) Chlorobenzene	6.184	112	41248	18.1467	ug/l	99

Quantitation Report (QT Reviewed)

SampleID : AC61718-004(MS:AC61 Operator : WP Qt Meth : 6M_A0916.M
Data File: 6M73914.D Sam Mult : 1 Vial# : 39 Qt On : 09/28/11 07:46
Acq On : 09/27/11 18:22 Misc : A,5ML!2 Qt Upd On: 09/28/11 07:45

Data Path : G:\GcMsData\2011\GCMS_6\Data\09-27-11\
Qt Path : G:\GcMsData\2011\GCMS_6\MethodQt\
Qt Resp Via : Initial Calibration

	Compound	R.T.	QIon	Response	Conc	Units	Dev(Min)
70)	n-Butyl acrylate	6.437	55	31273	12.2839	ug/l	93
71)	n-Amyl acetate	6.551	43	36128	13.2590	ug/l	92
72)	Bromoform	6.611	173	11419	16.6279	ug/l	98
73)	Ethylbenzene	6.233	106	21088	19.6786	ug/l	94
74)	1,1,2,2-Tetrachloroethane	6.822	83	16223	15.2942	ug/l	94
76)	Styrene	6.503	104	39908	18.2059	ug/l	99
77)	m&p-Xylenes	6.293	106	50346	39.5520	ug/l	96
78)	o-Xylene	6.503	106	24851	19.9503	ug/l	76
79)	trans-1,4-Dichloro-2-b...	6.852	53	6001	12.1764	ug/l	75
80)	1,3-Dichlorobenzene	7.375	146	29462	17.9586	ug/l	87
81)	1,4-Dichlorobenzene	7.417	146	29921	17.1857	ug/l	91
82)	1,2-Dichlorobenzene	7.633	146	26652	16.6679	ug/l	90
83)	Isopropylbenzene	6.689	105	50736	16.1303	ug/l	96
84)	Cyclohexanone	6.737	55	2357	51.5929	ug/l	85
85)	Camphene	6.852	93	2492	3.2315	ug/l	100
86)	1,2,3-Trichloropropane	6.858	75	21172	16.9501	ug/l	82
87)	2-Chlorotoluene	6.966	91	53896	18.9218	ug/l	94
88)	p-Ethyltoluene	6.960	105	66879	19.1851	ug/l	82
89)	4-Chlorotoluene	7.020	91	51088	18.9019	ug/l	90
90)	n-Propylbenzene	6.906	91	67294	17.5604	ug/l	99
91)	Bromobenzene	6.870	77	38518	16.4094	ug/l	93
92)	1,3,5-Trimethylbenzene	6.990	105	47285	18.7691	ug/l	94
93)	Butyl methacrylate	7.002	41	34956	16.8475	ug/l	89
94)	t-Butylbenzene	7.176	119	38063	17.0508	ug/l	87
95)	1,2,4-Trimethylbenzene	7.200	105	48571	18.3649	ug/l	94
96)	sec-Butylbenzene	7.297	105	45362	16.9581	ug/l	99
97)	4-Isopropyltoluene	7.369	119	37168	16.7819	ug/l	92
98)	n-Butylbenzene	7.597	91	41597	16.8931	ug/l	82
99)	p-Diethylbenzene	7.579	119	19544	16.1063	ug/l	93
100)	1,2,4,5-Tetramethylben...	8.024	119	35320	12.7394	ug/l	98
101)	1,2-Dibromo-3-Chloropr...	8.060	157	2670	13.2511	ug/l	66
102)	Camphor	8.487	95	8158	86.8212	ug/l	96
103)	Hexachlorobutadiene	8.637	225	5916	13.8286	ug/l	100
104)	1,2,4-Trichlorobenzene	8.547	180	15339	16.2652	ug/l	93
105)	1,2,3-Trichlorobenzene	8.835	180	12478	14.5617	ug/l	96
106)	Naphthalene	8.697	128	26661	13.0085	ug/l	100

(#) = qualifier out of range (m) = manual integration (+) = signals summed

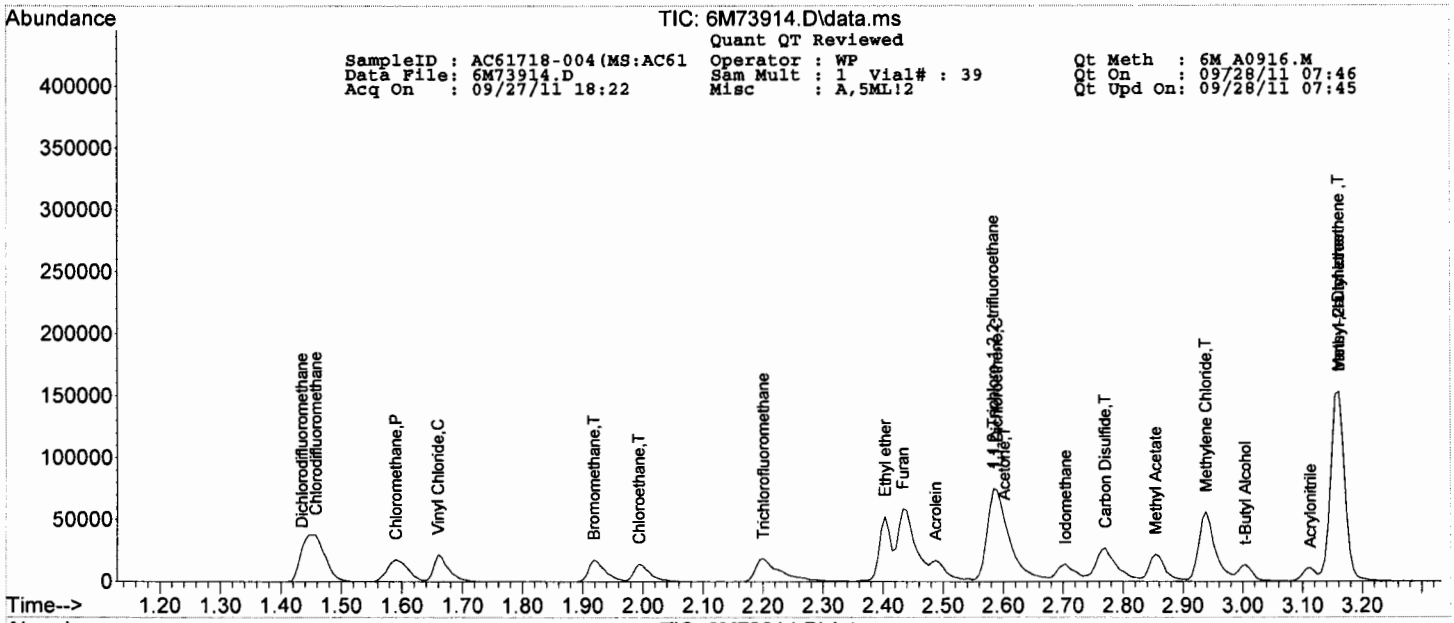
Abundance
TIC: 6M73914.D\data.ms
Quant QT Reviewed
SampleID : AC61718-004(MS:AC61
Data File: 6M73914.D
Acq On : 09/27/11 18:22
Operator : WP
Sam Mult : 1 Vial# : 39
Misc : A,5ML!2
Qt Meth : 6M_A0916.M
Qt On : 09/28/11 07:46
Qt Upd On: 09/28/11 07:45
Dichlorodifluoromethane
Chlorodifluoromethane
Chloromethane,P
Vinyl Chloride,C
Bromomethane,T
Chloroethane,T
Trichlorofluoromethane
Ethyl ether
Furan
Acrolein
Acetone,T
Iodomethane
Carbon Disulfide,T
Methyl Acetate
Methylene Chloride,T
t-Butyl Alcohol
Acrylonitrile
Time-->

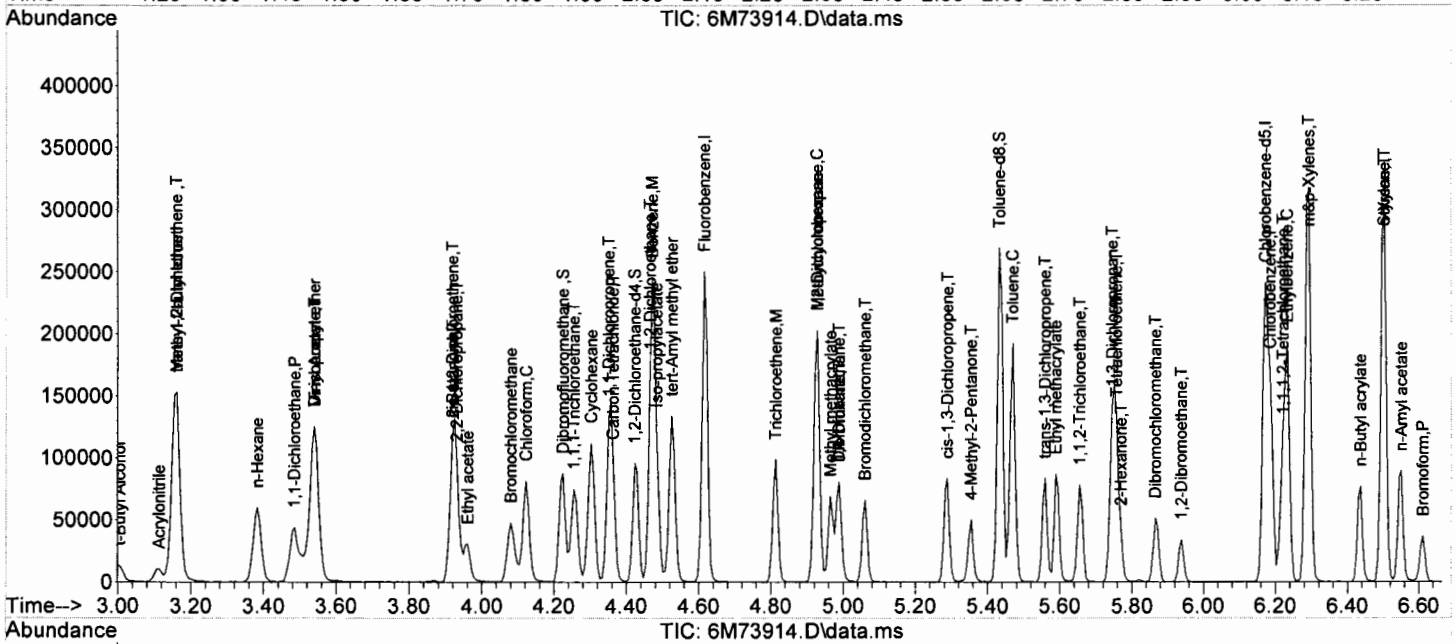
Abundance
TIC: 6M73914.D\data.ms
Acrylonitrile
n-Hexane
1,1-Dichloroethane,P
Ethyl acetate
Bromochloromethane
Chloroform,C
Cyclohexane
1,2-Dichloroethane-d4,S
Fluorobenzene,I
Trichloroethene,M
Bromodichloromethane,T
cis-1,3-Dichloropropene,T
4-Methyl-2-Pentanone,T
Toluene-d8,S
Toluene,C
trans-1,3-Dichloropropene,T
1,1,2-Trichloroethane,T
2-Hexanone,T
Dibromochloromethane,T
1,2-Dibromoethane,T
n-Butyl acrylate
n-Amyl acetate
Bromoform,P
Time-->

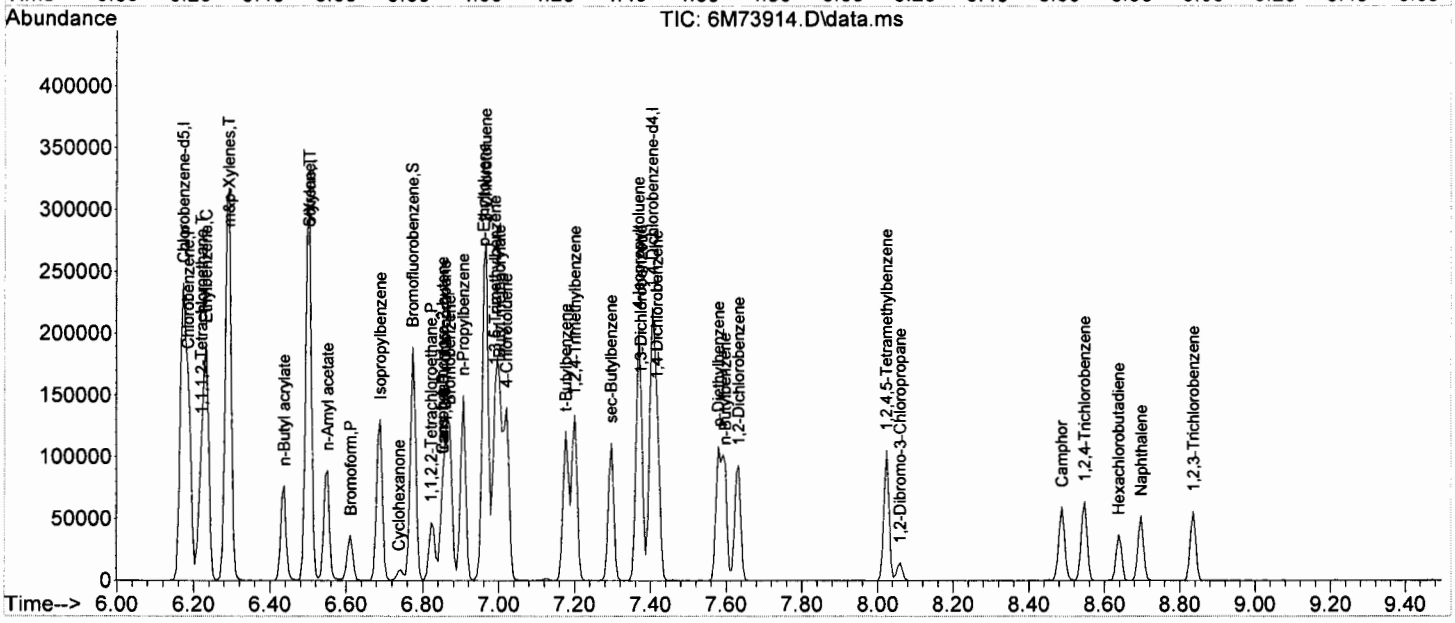
Abundance
TIC: 6M73914.D\data.ms
n-Butyl acrylate
n-Amyl acetate
Bromoform,P
Isopropylbenzene
Cyclohexanone
Bromofluorobenzene,S
n-Propylbenzene
4-Chlorotoluene
t-Butylbenzene
1,2,4-Trimethylbenzene
sec-Butylbenzene
1,2,4,5-Tetramethylbenzene
1,2-Dibromo-3-Chloropropane
Camphor
1,2,4-Trichlorobenzene
Hexachlorobutadiene
Naphthalene
1,2,3-Trichlorobenzene
Time-->

Quantitation Report (QT Reviewed)

SampleID : AC61718-005(MSD:AC6 Operator : WP Qt Meth : 6M_A0916.M
Data File: 6M73915.D Sam Mult : 1 Vial# : 40 Qt On : 09/28/11 07:46
Acq On : 09/27/11 18:38 Misc : A,5ML!2 Qt Upd On: 09/28/11 07:45

Data Path : G:\GcMsData\2011\GCMS_6\Data\09-27-11\
Qt Path : G:\GcMsData\2011\GCMS_6\MethodQt\
Qt Resp Via : Initial Calibration

Compound	R.T.	QIon	Response	Conc	Units	Dev(Min)
Internal Standards						
4) Fluorobenzene	4.615	96	108167	30.00	ug/l	0.00
51) Chlorobenzene-d5	6.172	117	68746	30.00	ug/l	0.00
69) 1,4-Dichlorobenzene-d4	7.405	152	34005	30.00	ug/l	0.00
System Monitoring Compounds						
36) Dibromofluoromethane	4.225	111	32967	30.48	ug/l	0.01
Spiked Amount 30.000			Recovery = 101.60%			
38) 1,2-Dichloroethane-d4	4.423	67	19503	30.09	ug/l	0.00
Spiked Amount 30.000			Recovery = 100.30%			
65) Toluene-d8	5.433	98	98355	30.94	ug/l	0.00
Spiked Amount 30.000			Recovery = 103.13%			
75) Bromofluorobenzene	6.774	174	33559	30.27	ug/l	0.00
Spiked Amount 30.000			Recovery = 100.90%			
Target Compounds						Qvalue
5) Chlorodifluoromethane	1.454	51	52524	20.8326	ug/l	64
6) Dichlorodifluoromethane	1.437	85	17341	12.7311	ug/l	93
7) Chloromethane	1.598	50	26750	14.6636	ug/l	80
8) Bromomethane	1.921	94	11426	12.3062	ug/l	82
9) Vinyl Chloride	1.661	62	21856	15.2290	ug/l	95
10) Chloroethane	1.995	64	12993	18.1012	ug/l	97
11) Trichlorofluoromethane	2.203	101	26232	17.9611	ug/l	88
12) Ethyl ether	2.403	59	15847	14.6413	ug/l	94
13) Furan	2.439	39	51500	15.0223	ug/l	77
14) 1,1,2-Trichloro-1,2,2-...	2.584	101	11604	15.1826	ug/l	89
15) Methylene Chloride	2.938	84	20131	16.7204	ug/l	81
16) Acrolein	2.494	56	7351	69.6125	ug/l	96
17) Acrylonitrile	3.113	53	7120	14.4612	ug/l	95
18) Iodomethane	2.704	142	14367	10.2089	ug/l	86
19) Acetone	2.602	43	26136	64.9458	ug/l	96
20) Carbon Disulfide	2.770	76	43087	14.6184	ug/l	100
21) t-Butyl Alcohol	3.005	59	7258	70.4600	ug/l	98
22) n-Hexane	3.383	57	16229	14.2065	ug/l	93
23) Di-isopropyl-ether	3.539	45	86761	16.2160	ug/l	81
24) 1,1-Dichloroethene	2.590	61	25525	15.9136	ug/l	91
25) Methyl Acetate	2.854	43	27242	19.1394	ug/l	100
26) Methyl-t-butyl ether	3.161	73	45181	17.5277	ug/l	76
27) 1,1-Dichloroethane	3.485	63	37266	16.9570	ug/l	94
28) trans-1,2-Dichloroethene	3.161	96	18132	17.8662	ug/l	77
29) cis-1,2-Dichloroethene	3.918	61	37290	17.0997	ug/l	97
30) Bromochloromethane	4.080	49	20447	18.8321	ug/l	87
31) 2,2-Dichloropropane	3.930	77	22280	16.0610	ug/l	94
32) Ethyl acetate	3.960	43	24328	15.1005	ug/l	89
33) 1,4-Dioxane	4.988	88	7346	821.1774	ug/l	56
34) 1,1-Dichloropropene	4.357	75	25407	18.8419	ug/l	96
35) Chloroform	4.123	83	35566	18.8353	ug/l	84
37) Cyclohexane	4.303	56	30036	16.5895	ug/l	97
39) 1,2-Dichloroethane	4.465	62	28314	18.8129	ug/l	90
40) 2-Butanone	3.918	43	9120	13.3548	ug/l	80
41) 1,1,1-Trichloroethane	4.255	97	27922	18.9611	ug/l	94
42) Carbon Tetrachloride	4.363	117	21386	19.4116	ug/l	91
43) Vinyl Acetate	3.539	43	54019	15.9397	ug/l	100
44) Bromodichloromethane	5.060	83	22692	18.2989	ug/l	90
45) Methylcyclohexane	4.928	83	15796	17.4317	ug/l	93
46) Dibromomethane	4.988	174	14328	20.2472	ug/l	90
47) 1,2-Dichloropropane	4.928	63	20214	18.3264	ug/l	93
48) Trichloroethene	4.814	130	17224	17.9780	ug/l	98
49) Benzene	4.471	78	73857	19.0796	ug/l	100
50) tert-Amyl methyl ether	4.525	73	42724	16.7077	ug/l	93
52) Iso-propylacetate	4.483	43	40990	15.4607	ug/l	86
53) Methyl methacrylate	4.964	41	21701	16.2752	ug/l	88
54) Dibromochloromethane	5.866	129	15863	17.6676	ug/l	94
56) cis-1,3-Dichloropropene	5.289	75	23241	14.8781	ug/l	90
57) trans-1,3-Dichloropropene	5.559	75	21302	17.1723	ug/l	99
58) Ethyl methacrylate	5.589	41	22250	14.1773	ug/l	97
59) 1,1,2-Trichloroethane	5.655	97	13385	18.1725	ug/l	92
60) 1,2-Dibromoethane	5.938	107	13788	17.3214	ug/l	93
61) 1,3-Dichloropropane	5.746	76	24696	18.1325	ug/l	98
62) 4-Methyl-2-Pentanone	5.355	43	20518	13.7865	ug/l	97
63) 2-Hexanone	5.770	43	14509	16.2868	ug/l	96
64) Tetrachloroethene	5.758	164	16399	22.9092	ug/l	97
66) Toluene	5.469	92	39435	18.8641	ug/l	84
67) 1,1,1,2-Tetrachloroethane	6.220	133	13924	18.2662	ug/l	88
68) Chlorobenzene	6.184	112	40991	18.6008	ug/l	96

Quantitation Report (QT Reviewed)

SampleID : AC61718-005(MSD:AC6 Operator : WP Qt Meth : 6M_A0916.M
Data File: 6M73915.D Sam Mult : 1 Vial# : 40 Qt On : 09/28/11 07:46
Acq On : 09/27/11 18:38 Misc : A,5ML!2 Qt Upd On: 09/28/11 07:45

Data Path : G:\GcMsData\2011\GCMS_6\Data\09-27-11\
Qt Path : G:\GcMsData\2011\GCMS_6\MethodQt\
Qt Resp Via : Initial Calibration

	Compound	R.T.	QIon	Response	Conc	Units	Dev(Min)
70)	n-Butyl acrylate	6.437	55	30660	12.9682	ug/l	90
71)	n-Amyl acetate	6.545	43	36483	14.4178	ug/l	95
72)	Bromoform	6.611	173	10794	16.9251	ug/l	100
73)	Ethylbenzene	6.232	106	19520	19.6146	ug/l	96
74)	1,1,2,2-Tetrachloroethane	6.822	83	16043	16.2863	ug/l	91
76)	Styrene	6.503	104	37584	18.4627	ug/l	95
77)	m&p-Xylenes	6.293	106	48646	41.1519	ug/l	94
78)	o-Xylene	6.497	106	23475	20.2933	ug/l	80
79)	trans-1,4-Dichloro-2-b...	6.852	53	5547	12.1197	ug/l	67
80)	1,3-Dichlorobenzene	7.375	146	28154	18.4795	ug/l	86
81)	1,4-Dichlorobenzene	7.417	146	27533	17.0288	ug/l	92
82)	1,2-Dichlorobenzene	7.633	146	26118	17.5886	ug/l	89
83)	Isopropylbenzene	6.689	105	49111	16.8130	ug/l	96
84)	Cyclohexanone	6.743	55	2544	59.9636	ug/l	92
85)	Camphene	6.852	93	2384	3.3289	ug/l	99
86)	1,2,3-Trichloropropane	6.858	75	20442	17.6227	ug/l	80
87)	2-Chlorotoluene	6.966	91	50944	19.2593	ug/l	95
88)	p-Ethyltoluene	6.960	105	65955	20.3734	ug/l	79
89)	4-Chlorotoluene	7.020	91	48568	19.3498	ug/l	92
90)	n-Propylbenzene	6.906	91	64679	18.1744	ug/l	100
91)	Bromobenzene	6.870	77	36870	16.9138	ug/l	94
92)	1,3,5-Trimethylbenzene	6.990	105	43615	18.6421	ug/l	90
93)	Butyl methacrylate	7.002	41	33556	17.4151	ug/l	89
94)	t-Butylbenzene	7.176	119	37066	17.8795	ug/l	88
95)	1,2,4-Trimethylbenzene	7.200	105	46519	18.9401	ug/l	92
96)	sec-Butylbenzene	7.296	105	42980	17.3018	ug/l	99
97)	4-Isopropyltoluene	7.369	119	35336	17.1802	ug/l	93
98)	n-Butylbenzene	7.597	91	40015	17.4989	ug/l	83
99)	p-Diethylbenzene	7.579	119	18734	16.6247	ug/l	92
100)	1,2,4,5-Tetramethylben...	8.024	119	33294	12.9325	ug/l	96
101)	1,2-Dibromo-3-Chloropr...	8.060	157	2537	13.5582	ug/l	74
102)	Camphor	8.487	95	8043	92.1995	ug/l	97
103)	Hexachlorobutadiene	8.637	225	5856	14.7398	ug/l	96
104)	1,2,4-Trichlorobenzene	8.547	180	14720	16.8078	ug/l	93
105)	1,2,3-Trichlorobenzene	8.835	180	11897	14.9501	ug/l	96
106)	Naphthalene	8.697	128	26735	14.0466	ug/l	100

(#) = qualifier out of range (m) = manual integration (+) = signals summed

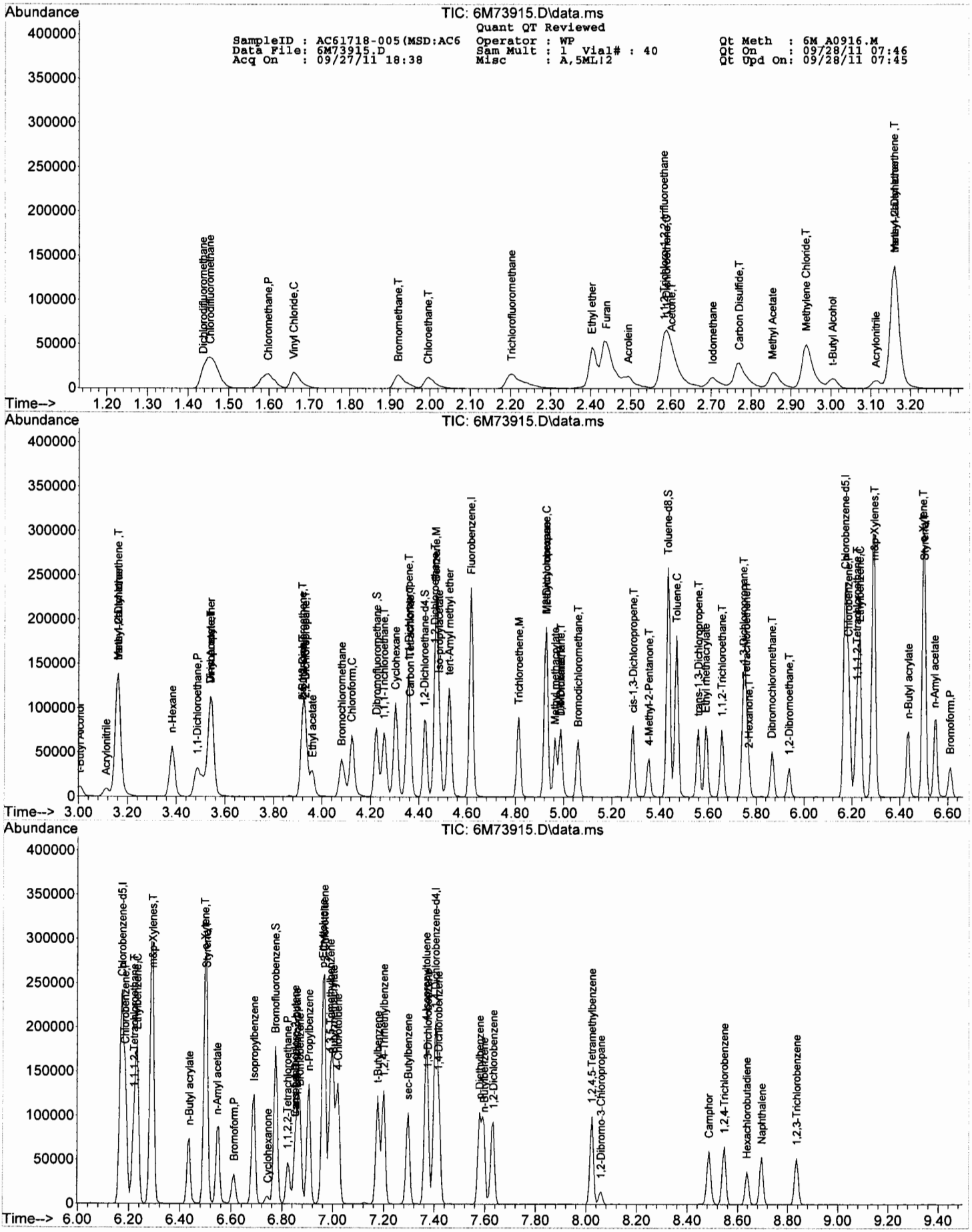
Abundance
TIC: 6M73915.D\data.ms
Quant QT Reviewed
SampleID : AC61718-005(MSD:AC6
Data File: 6M73915.D
Acq On : 09/27/11 18:38
Operator : WP
Sam Mult : 1 Vial# : 40
Misc : A,5ML;2
Qt Meth : 6M_A0916.M
Qt On : 09/28/11 07:46
Qt Upd On: 09/28/11 07:45
Time-->

GC/MS Volatile Data
Logbook Data

1-1-6M73599

RUN LOG

Instrument: GCMS_6 Year 0174
Analyst: WP

Data File	Sample Number	Flags	Comments	Reviewed By	Test Group	Matrix	Surr Dil	Sam Dil	Method(s)	Analysis Date
6M73599.D	BFB TUNE		V-122276,V-120198,V-123986	WP						09/16 12:31
6M73600.D	20 PPB	CnAnc	-	WP		Aqueous	1	1	624 8260	09/16 12:42
6M73601.D	BLK	CnAnc	-	WP		Aqueous	1	1	624 8260	09/16 13:02
6M73602.D	CAL @ 1 PPB		B-11030	WP		Aqueous	1	1	624 8260	09/16 13:21
6M73603.D	CAL @ 0.5 PPB		B-11030	WP		Aqueous	1	1	624 8260	09/16 13:37
6M73604.D	CAL @ 5 PPB		B-11030	WP		Aqueous	1	1	624 8260	09/16 13:54
6M73605.D	CAL @ 500 PPB	Oc	B-11030	WP		Aqueous	1	1	624 8260	09/16 14:10
6M73606.D	CAL @ 250 PPB	Oc	B-11030	WP		Aqueous	1	1	624 8260	09/16 14:27
6M73607.D	CAL @ 100 PPB	Oc	B-11030	WP		Aqueous	1	1	624 8260	09/16 14:43
6M73608.D	CAL @ 50 PPB		B-11030	WP		Aqueous	1	1	624 8260	09/16 14:59
6M73609.D	CAL @ 20 PPB		B-11030	WP		Aqueous	1	1	624 8260	09/16 15:15
6M73610.D	CAL @ 10 PPB		B-11030	WP		Aqueous	1	1	624 8260	09/16 15:42
6M73611.D	STDTEST		-	WP		Aqueous	1	1	624 8260	09/16 15:58
6M73612.D	ICV	Ivo	V-124561	WP		Aqueous	1	1	624 8260	09/16 16:14
6M73613.D	BLK		-	WP		Aqueous	1	1	624 8260	09/16 16:35
6M73614.D	DAILY BLANK		OK	WP		Methano	1	1	8260	09/16 16:51
6M73615.D	DAILY BLANK		OK	WP		Aqueous	1	1	624 8260	09/16 17:06
6M73616.D	AC61539-001		OK	WP	VO10-8260	Methano	1	1	8260	09/16 17:22
6M73617.D	MBS11360		OK MBS11360	WP		Aqueous	1	1	624 8260	09/16 17:39
6M73618.D	MBS11361		OK MBS11361	WP		Methano	1	1	8260	09/16 17:59
6M73619.D	AC61509-019		OK	WP	VOBTEX-624	Aqueous	1	1	624	09/16 18:16
6M73620.D	AC61513-001(100X)	S6	2ND RUN	WP	VO15-624	Aqueous	1	100	624	09/16 18:35
6M73621.D	AC61513-002(100X)	S6Oc	RR-200X, see below	WP	VO15-624	Aqueous	1	100	624	09/16 18:56
6M73622.D	AC61513-003(100X)	S6	2ND RUN	WP	VO15-624	Aqueous	1	100	624	09/16 19:18
6M73623.D	AC61508-005	Oc	RR-10X	WP	VO-8260	Aqueous	1	1	8260	09/16 19:37
6M73624.D	AC61508-007		RR-1X possible co	WP	VO-8260	Aqueous	1	1	8260	09/16 19:53
6M73625.D	AC61508-010		OK	WP	VO-8260	Aqueous	1	1	8260	09/16 20:09
6M73626.D	AC61508-013		OK	WP	VO-8260	Aqueous	1	1	8260	09/16 20:25
6M73627.D	AC61508-015		OK	WP	VO-8260	Aqueous	1	1	8260	09/16 20:42
6M73628.D	AC61530-012		OK	WP	VO-8260	Aqueous	1	1	8260	09/16 20:58
6M73629.D	AC61530-014		OK	WP	VO-8260	Aqueous	1	1	8260	09/16 21:15
6M73630.D	AC61530-015		OK	WP	VO-8260	Aqueous	1	1	8260	09/16 21:31
6M73631.D	AC61530-016		OK MBS11360	WP	VO-8260	Aqueous	1	1	8260	09/16 21:47
6M73632.D	AC61530-010		OK	WP	VO-8260	Aqueous	1	1	8260	09/16 22:03
6M73633.D	AC61530-011		OK	WP	VO-8260	Aqueous	1	1	8260	09/16 22:20
6M73634.D	AC61530-013		OK	WP	VO-8260	Aqueous	1	1	8260	09/16 22:36
6M73635.D	AC61530-016(MS)		OK MBS11360	WP	VO-8260	Aqueous	1	1	624 8260	09/16 22:52
6M73636.D	AC61530-016(MSD)		OK MBS11360	WP	VO-8260	Aqueous	1	1	624 8260	09/16 23:09
6M73637.D	AC61509-014(100X)	Oc	OK	WP	VOBTEX-624	Aqueous	1	100	624	09/16 23:28
6M73638.D	AC61509-015(100X)		RR-1X	WP	VOBTEX-624	Aqueous	1	100	624	09/16 23:50
6M73639.D	AC61509-018(100X)		RR-1X	WP	VOBTEX-624	Aqueous	1	100	624	09/17 00:11
6M73640.D	MBS11368		OK MBS11368	WP		Aqueous	1	1	624 8260	09/17 00:30
6M73641.D	STD	Ti8				Aqueous	1	1	624 8260	09/17 00:46
6M73642.D	STD	Ti8				Aqueous	1	1	624 8260	09/17 01:02
6M73643.D	AC61513-002(200X)		OK	WP	VO15-624	Aqueous	1	200	624	09/17 01:18
6M73644.D	BLK	Ti8	-	WP		Aqueous	1	1	624 8260	09/17 01:35
6M73645.D	BLK	Ti8	-	WP		Aqueous	1	1	624 8260	09/17 01:51
6M73646.D	MBS11369	Ti8	- MBS11369	WP		Aqueous	1	1	624 8260	09/17 02:07
6M73647.D	BLK	Ti8	-	WP		Aqueous	1	1	624 8260	09/17 02:23
6M73648.D	BLK	Ti6Ti8	-	WP		Aqueous	1	1	624 8260	09/19 06:27

Anc	Area Not Checked
Ao	Area Out
B6m	Blank 600 series missing
B8m	Blank 8000 series missing
Bnf	Blank Not Found/Assigned
C18	Calibration Column 1 Out (600 Series)
C18	Calibration Column 1 Out (8000 Series)
C28	Calibration Column 2 Out (600 Series)
C28	Calibration Column 2 Out (8000 Series)
C6f	600 series sample/blank did not have passing cal
C8f	8000 series sample/blank did not have passing cal
Cme	Endino Cal missing for sample (8000 series)
Cn	Calibration Not Checked for sample/blank/eval
D1o,D2o	Drift Out Column 1 or Column 2 Cals or Init Cals
Dnc	Drift Not Checked
Do	Drift Out
Eba	An Extraction Before Collection Date
Emo	Problem Checking Prep/rundates modcheckprepfound
En	Eval Time Not Checked

Eo	Extraction Performed Past Hold
Esm	Solvent Extraction Date Missing/Not check'd
Etn	Tzln/Solvent Extraction Date Missing/Not check'd
Eto	Tzln Extraction Performed Outside of Hold
Ev	Eval Time Exceeded
Hb	Analysis Before Collection Date
Ho	Sample Analyzed outside of hold time
I16,I26	Initial cal 600 series failed Column 1 and or 2
I18,I28	Initial cal 8000 series failed Column 1 and or 2
Is	Initial Cal Not Checked
Iv	Prob with calmd.csv for init calibration chek rfs
Iw	Initial cal warning. Ini cal file <> method.
Ix	Initial Cal Files Not Updated Properly for a samp
M16,M26	Spike Out Col 1 and or Col 2 600 series
M16a,M16b	Spike Out Col 1 600 series Acid and or BN
M18,M28	Spike Out Col 1 and or Col 2 8000 series
M18a,M18b	Spike Out Col 1 8000 series Acid and or BN
Mnc	Spike Not Checked for this ms/msd
Oc	Warning Compound(s) Over Calibration.

Co	Warning Possible Carry Over
CRN	Warning c30/c20... not checked
Cro	C30/C20 failed for eob
EvF	Eval Mix Failed
Evnc	Eval Mix Not Checked
Evro	Eval Mix missing drft or endrio
R16,R26	Rpd Out on MsMsd (col1 and or col2) 600 series
R18,R28	Rpd Out on MsMsd (col1 and or col2) 8000 series
Ro	Retention Time Out Or %Diff Out
Rtn	Can't Calculate Drift
S6	600 series surrogate out
S8	8000 series surrogate out
Sa6,Sb6	Acid and or BN Surrogate Out (600 series)
Sa8,Sb8	Acid and or BN Surrogate Out (8000 series)
Sd	Surrogate Diluted Out
Snc	Surrogate Not Checked
Ti5	Outside of 500 series Tune time
Ti6	Outside of 600 series Tune time/Cal Time
Ti8	Outside of 8000 series Tune time/Cal Time

RUN LOG

1-1-6M73876

Data File	Sample Number	Flags	Comments	Reviewed By	Test Group	Matrix	Surr Dil	Sam Dil	Method(s)	Analysis Date
6M73876.D	BFB TUNE		V-124754,V-125132,V-120198,V-12398	DB						09/27 08:15
6M73877.D	BLK	CnAnc	-	DB		Aqueous	1	1	624 8260	09/27 08:25
6M73878.D	CAL @ 20 PPB		OK	DB		Aqueous	1	1	624 8260	09/27 08:41
6M73879.D	DAILY BLANK		OK	DB		Aqueous	1	1	624 8260	09/27 08:57
6M73880.D	DAILY BLANK		OK	DB		Methano	1	1	8260	09/27 09:13
6M73881.D	MBS11787		OK MBS11787	DB		Aqueous	1	1	624 8260	09/27 09:28
6M73882.D	MBS11790		OK MBS11790	DB		Methano	1	1	8260	09/27 09:44
6M73883.D	AC61558-003		RR-5q - DIRTY	DB	VO15-8260	Methano	1	1	8260	09/27 10:00
6M73884.D	AC61558-004		RR-5q	DB	VO15-8260	Methano	1	1	8260	09/27 10:16
6M73885.D	AC61715-001		RR-5q MBS11790	DB	VO10-8260	Methano	1	1	8260	09/27 10:34
6M73886.D	AC61715-004		RR-5q	DB	VO10-8260	Methano	1	1	8260	09/27 10:49
6M73887.D	AC61699-016		RR-5q	DB	VO10-8260	Methano	1	1	8260	09/27 11:05
6M73888.D	AC61715-005		RR-5q	DB	VO10-8260	Methano	1	1	8260	09/27 11:21
6M73889.D	AC61715-006		RR-5q	DB	VO10-8260	Methano	1	1	8260	09/27 11:37
6M73890.D	AC61715-009		RR-5q	DB	VO10-8260	Methano	1	1	8260	09/27 11:53
6M73891.D	AC61715-015		RR-5q	DB	VO10-8260	Methano	1	1	8260	09/27 12:09
6M73892.D	AC61715-016		RR-5q	DB	VO10-8260	Methano	1	1	8260	09/27 12:25
6M73893.D	AC61715-017		RR-5q	DB	VO10-8260	Methano	1	1	8260	09/27 12:41
6M73894.D	AC61715-001(MS)		OK MBS11790	DB	VO10-8260	Methano	1	1	8260	09/27 12:56
6M73895.D	AC61715-001(MSD)		OK MBS11790	DB	VO10-8260	Methano	1	1	8260	09/27 13:12
6M73896.D	AC61710-012		OK	DB	VO-8260	Aqueous	1	1	8260	09/27 13:28
6M73897.D	AC61718-007		OK	DB	VO10-8260	Aqueous	1	1	8260	09/27 13:44
6M73898.D	AC61718-008		OK	DB	VO10-8260	Aqueous	1	1	8260	09/27 14:00
6M73899.D	AC61710-008		OK MBS11787	DB	VO-8260	Aqueous	1	1	8260	09/27 14:16
6M73900.D	AC61710-009(MS:A		OK MBS11787	DB	VO-8260	Aqueous	1	1	624 8260	09/27 14:32
6M73901.D	AC61710-010(MSD:		OK MBS11787	DB	VO-8260	Aqueous	1	1	624 8260	09/27 14:48
6M73902.D	MBS11791		OK MBS11791	DB		Aqueous	1	1	624 8260	09/27 15:03
6M73903.D	AC61710-002		OK	DB	VO-8260	Aqueous	1	1	8260	09/27 15:19
6M73904.D	AC61710-003		OK	DB	VO-8260	Aqueous	1	1	8260	09/27 15:35
6M73905.D	AC61710-004		OK	DB	VO-8260	Aqueous	1	1	8260	09/27 15:54
6M73906.D	AC61710-005		OK	DB	VO-8260	Aqueous	1	1	8260	09/27 16:10
6M73907.D	AC61710-006		OK	DB	VO-8260	Aqueous	1	1	8260	09/27 16:29
6M73908.D	AC61710-007		OK	DB	VO-8260	Aqueous	1	1	8260	09/27 16:44
6M73909.D	AC61710-011		OK	DB	VO-8260	Aqueous	1	1	8260	09/27 17:03
6M73910.D	BLK		-	DB		Aqueous	1	1	624 8260	09/27 17:19
6M73911.D	AC61718-001		OK MBS11791	DB	VO10-8260	Aqueous	1	1	8260	09/27 17:35
6M73912.D	AC61718-002		OK	DB	VO10-8260	Aqueous	1	1	8260	09/27 17:51
6M73913.D	AC61718-003		OK	DB	VO10-8260	Aqueous	1	1	8260	09/27 18:06
6M73914.D	AC61718-004(MS:AM16		OK MBS11791	DB	VO10-8260	Aqueous	1	1	624 8260	09/27 18:22
6M73915.D	AC61718-005(MSD:M16		OK MBS11791	DB	VO10-8260	Aqueous	1	1	624 8260	09/27 18:38
6M73916.D	AC61718-006		OK	DB	VO10-8260	Aqueous	1	1	8260	09/27 18:54
6M73917.D	MBS11799		OK MBS11799	DB		Aqueous	1	1	624 8260	09/27 19:10
6M73918.D	AC61574-003(MS)		OK MBS11799	DB	VO10-624	Aqueous	1	1	624 8260	09/27 19:25
6M73919.D	AC61574-003(MSD)		OK MBS11799	DB	VO10-624	Aqueous	1	1	624 8260	09/27 19:41
6M73920.D	MBS11800		- MBS11800	DB		Aqueous	1	1	624 8260	09/27 19:58
6M73921.D	BLK		-	DB		Aqueous	1	1	624 8260	09/27 20:14
6M73922.D	BLK	Ti8	-	DB		Aqueous	1	1	624 8260	09/27 20:30
6M73923.D	BLK	Ti8	OK	DB		Aqueous	1	1	624 8260	09/27 20:46
6M73924.D	MBS11801	Ti8	OK MBS11801	DB		Aqueous	1	1	624 8260	09/27 21:03
6M73925.D	BLK	Ti8	-	DB		Aqueous	1	1	624 8260	09/27 21:19
6M73926.D	AC61696-007		OK	DB	VO10-624	Aqueous	1	1	624	09/27 21:35
6M73927.D	AC61696-006		OK	DB	VO10-624	Aqueous	1	1	624	09/27 21:51
6M73928.D	AC61720-006		OK	DB	ERROR	Aqueous	1	1	624	09/27 22:08
6M73929.D	AC61696-010		OK	DB	VO10-624	Aqueous	1	1	624	09/27 22:24
6M73930.D	AC61696-011		OK	DB	VO10-624	Aqueous	1	1	624	09/27 22:40
6M73931.D	AC61696-013		OK	DB	VO10-624	Aqueous	1	1	624	09/27 22:56
6M73932.D	AC61696-008		OK	DB	VO10-624	Aqueous	1	1	624	09/27 23:13
6M73933.D	AC61696-014		OK	DB	VO10-624	Aqueous	1	1	624	09/27 23:29
6M73934.D	AC61696-001		OK	DB	VO10-624	Aqueous	1	1	624	09/27 23:46
6M73935.D	AC61696-003		OK	DB	VO10-624	Aqueous	1	1	624	09/28 00:02
6M73936.D	AC61696-004		OK	DB	VO10-624	Aqueous	1	1	624	09/28 00:18
6M73937.D	AC61696-005		OK	DB	VO10-624	Aqueous	1	1	624	09/28 00:35
6M73938.D	AC61696-002		OK	DB	VO10-624	Aqueous	1	1	624	09/28 00:51
6M73939.D	AC61696-012		OK	DB	VO10-624	Aqueous	1	1	624	09/28 01:07

Anc	Area Not Checked	Eo	Extraction Performed Past Hold	Co	Warning Possible Carry Over
Ao	Area Out	Esm	Solvent Extraction Date Missing/Not check'd	CRN	Warning c30/c20... not checked
B6m	Blank 600 series missing	Etn	Tech/Solvent Extraction Date Missing/Not check'd	Cro	C30/C20 failed for eoh
B8m	Blank 8000 series missing	Eto	Tech Extraction Performed Outside of Hold	EvF	Eval Mix Failed
Bnf	Blank Not Found/Assigned	Ev	Eval Time Exceeded	Evnc	Eval Mix Not Checked
C16	Calibration Column 1 Out (600 Series)	Hb	Analysis Before Collection Date	Evrc	Eval Mix missing ddt or eodoh
C18	Calibration Column 1 Out (8000 Series)	Ho	Sample Analyzed outside of hold time	R16,R26	Rpd Out on MsMsd (col1 and or col2) 600 series
C26	Calibration Column 2 Out (600 Series)	I16,I26	Initial cal 600 series failed Column 1 and or 2	R18,R28	Rpd Out on MsMsd (col1 and or col2) 8000 series
C28	Calibration Column 2 Out (8000 Series)	I18,I28	Initial cal 8000 series failed Column 1 and or 2	Ro	Retention Time Out Or %Diff Out
C6f	600 series sample/blank did not have oassino cal	Is	Initial Cal Not Checked	Rtn	Can't Calculate Drift
C8f	8000 series sample/blank did not have oassino cal	Iv	Prob with calmt.csv for init calibration chek rfs	S6	600 series surrogate out
Cme	Endino Cal missing for sample (8000 series)	Iw	Initial cal warning...Ini cal file <> method	S8	8000 series surrogate out
Cn	Calibration Not Checked for sample/blank/eval	Ix	Initial Cal Files Not Updated Property for a sampl	Sa6,Sb6	Acid and or BN Surrogate Out (600 series)
D1o,D2o	Drift Out Column 1 or Column 2 Cals or Init Cals	M16,M26	Spike Out Col 1 and or Col 2 600 series	Sa8,Sb8	Acid and or BN Surrogate Out (8000 series)
Dnc	Drift Not Checked	M16a,M18b	Spike Out Col 1 600 series Acid and or BN	Sd	Surrogate Diluted Out
Do	Drift Out	M18,M28	Spike Out Col 1 and or Col 2 8000 series	Snc	Surrogate Not Checked
Eba	An Extraction Before Collection Date	M18a,M18b	Spike Out Col 1 8000 series Acid and or BN	Ti5	Outside of 500 series Tune time
Emp	Problem Checking Prep/soindatas modcheckprepsoundata	Mnc	Spike Not Checked for this ms/msd	Ti6	Outside of 600 series Tune time/Cal Time
En	Eval Time Not Checked	Oc	Warning Compound(s) Over Calibration	Ti8	Outside of 8000 series Tune time/Cal Time

RUN LOG

1-1-6M73940

Instrument: GCMS_6 Year 0176
Analyst: WP

Data File	Sample Number	Flags	Comments	Reviewed By	Test Group	Matrix	Surr Dil	Sam Dil	Method(s)	Analysis Date
6M73940.D	AC61696-009		OK	DB	VO10-624	Aqueous	1	1	624	09/28 01:24
6M73941.D	MBS11802	Ti8	OK MBS11802	DB		Aqueous	1	1	624 8260	09/28 01:40
6M73942.D	AC61587-002(MS)	Ti8	OK MBS11802	DB	VO10-624	Aqueous	1	1	624 8260	09/28 01:56
6M73943.D	AC61587-002(MSD)	Ti8	OK MBS11802	DB	VO10-624	Aqueous	1	1	624 8260	09/28 02:13
6M73944.D	BLK	Ti8	-	DB		Aqueous	1	1	624 8260	09/28 02:29
6M73945.D	AC61720-001		OK	DB	VO10-624	Aqueous	1	1	624	09/28 02:46
6M73946.D	AC61720-002		RR-1X - TIC CO	DB	VO10-624	Aqueous	1	1	624	09/28 03:02
6M73947.D	AC61720-003		OK	DB	VO10-624	Aqueous	1	1	624	09/28 03:18
6M73948.D	AC61720-005		OK	DB	VO10-624	Aqueous	1	1	624	09/28 03:34
6M73949.D	AC61720-004(5X)		OK	DB	VO10-624	Aqueous	1	5	624	09/28 03:51
6M73950.D	BLK	Ti8	-	DB		Aqueous	1	1	624 8260	09/28 04:07
6M73951.D	BLK	Ti8	-	DB		Aqueous	1	1	624 8260	09/28 04:23
6M73952.D	BLK	Ti8	-	DB		Aqueous	1	1	624 8260	09/28 04:39
6M73953.D	BLK	Ti8	-	DB		Aqueous	1	1	624 8260	09/28 04:54
6M73954.D	BLK	Ti8	-	DB		Aqueous	1	1	624 8260	09/28 05:10
6M73955.D	BLK	Ti8	-	DB		Aqueous	1	1	624 8260	09/28 05:25
6M73956.D	BLK	Ti8	-	DB		Aqueous	1	1	624 8260	09/28 05:41
6M73957.D	BLK	Ti8	-	DB		Aqueous	1	1	624 8260	09/28 05:56
6M73958.D	BLK	Ti8	-	DB		Aqueous	1	1	624 8260	09/28 06:13

Anc	Area Not Checked
An	Area Out
B6m	Blank 600 series missing
B8m	Blank 8000 series missing
Bnf	Blank Not Found/Assigned
C16	Calibration Column 1 Out (600 Series)
C18	Calibration Column 1 Out (8000 Series)
C26	Calibration Column 2 Out (600 Series)
C28	Calibration Column 2 Out (8000 Series)
C6f	600 series sample/blank did not have passing cal
C8f	8000 series sample/blank did not have passing cal
Cme	Ending Cal missing for sample (8000 series)
Cn	Calibration Not Checked for sample/blank/eval
D1o.D2o	Drift Out Column 1 or Column 2 Cals or Init Cals
Dnc	Drift Not Checked
Do	Drift Out
Eba	An Extraction Before Collection Date
Emp	Problem Checking Prep/rundates modcheckprepcompounds
En	Eval Time Not Checked
Eo	Extraction Performed Past Hold
Esm	Solvent Extraction Date Missing/Not check'd
Etn	Tcln/Solvent Extraction Date Missing/Not check'd
Eto	Tcln Extraction Performed Outside of Hold
Ev	Eval Time Exceeded
Hb	Analysis Before Collection Date
Ho	Sample Analyzed outside of hold time
I16.I26	Initial cal 600 series failed Column 1 and or 2
I18.I28	Initial cal 8000 series failed Column 1 and or 2
Is	Initial Cal Not Checked
Iv	Prob with calrpt.csv for init calibration chek rfs
Iw	Initial cal warning. Ini cal file <> method
Ix	Initial Cal Files Not Updated Properly for a samol
M16.M26	Spike Out Col 1 and or Col 2 600 series
M16a.M16b	Spike Out Col 1 600 series Acid and or BN
M18.M28	Spike Out Col 1 and or Col 2 8000 series
M18a.M18b	Spike Out Col 1 8000 series Acid and or BN
Mnc	Spike Not Checked for this ms/msd
Oc	Warning Compound(s) Over Calibration
Co	Warning Possible Carry Over
CRN	Warning c30/c20 ... not checked
Crn	C30/C20 failed for eob
EvF	Eval Mix Failed
Evnc	Eval Mix Not Checked
Evm	Eval Mix missing ddt or endrin
R16.R26	Rnd Out on MsMsd (col1 and or col2) 600 series
R18.R28	Rnd Out on MsMsd (col1 and or col2) 8000 series
Ro	Retention Time Out Or %Diff Out
Rtn	Can't Calculate Drift
S6	600 series surrogate out
S8	8000 series surrogate out
Sa6.Sb6	Acid and or BN Surrogate Out (600 series)
Sa8.Sb8	Acid and or BN Surrogate Out (8000 series)
Sd	Surrogate Diluted Out
Snc	Surrogate Not Checked
Ti5	Outside of 500 series Tune time
Ti6	Outside of 600 series Tune time/Cal Time
Ti8	Outside of 8000 series Tune time/Cal Time

Veritech Internally Prepared Standard Log

Veritech Lot Number: V-105159

Prepared By: Batelli, Daniel | Department: Organics | ApprovedBy: DAN
Description: VOA ADD MIX | BatchNumber: | ApproveDate: 01/05/11
Prep Date: 1/4/2011 | Concentration: 5000 ppm | Checked: Yes
Expiration Date: 1/4/2012 | Final Volume: 10 ml

Veritech Lot# /Rec#	Lot Description	Amount Used	Conc of Std	Final Conc
2889	1,2,4,5-TETRAMETHYLBENZENE	50 mg	NEAT	5000 ppm
5532	p-Diethylbenzene	50 mg	Neat neat	5000 ppm
5533	p-Ethyltoluene	50 mg	Neat neat	5000 ppm
5531	Cyclohexanone	250 mg	Neat neat	25000 ppm
1230	METHANOL		NEAT	

Veritech Lot Number: V-105161

Prepared By: Batelli, Daniel | Department: Organics | ApprovedBy: DAN
Description: VOA ADD MIX(2nd Source) | BatchNumber: | ApproveDate: 01/05/11
Prep Date: 1/4/2011 | Concentration: 5000 ppm | Checked: Yes
Expiration Date: 1/4/2012 | Final Volume: 10 ml

Veritech Lot# /Rec#	Lot Description	Amount Used	Conc of Std	Final Conc
2889	1,2,4,5-TETRAMETHYLBENZENE	50 mg	NEAT	5000 ppm
5532	p-Diethylbenzene	50 mg	Neat neat	5000 ppm
5533	p-Ethyltoluene	50 mg	Neat neat	5000 ppm
5531	Cyclohexanone	250 mg	Neat neat	25000 ppm
1230	METHANOL		NEAT	

Veritech Lot Number: V-106417

Prepared By: Revolus, Jean | Department: Organics | ApprovedBy: jean
Description: Ethyl ether/Furan Mix | BatchNumber: | ApproveDate: 02/03/11
Prep Date: 1/19/2011 | Concentration: 5000 ppm | Checked: Yes
Expiration Date: 1/10/2012 | Final Volume: 10 ml

Veritech Lot# /Rec#	Lot Description	Amount Used	Conc of Std	Final Conc
5555	Ethyl ether	50 mg	NEAT	5000 ppm
5559	Furan	50 mg	NEAT	5000 ppm
5544	Methanol	10 ml	neat neat	

Veritech Lot Number: V-106418

Prepared By: Revolus, Jean | Department: Organics | ApprovedBy: jean
Description: Ethyl ether/Furan Mix(2nd Source) | BatchNumber: | ApproveDate: 02/03/11
Prep Date: 1/19/2011 | Concentration: 5000 ppm | Checked: Yes
Expiration Date: 1/10/2012 | Final Volume: 10 ml

Veritech Lot# /Rec#	Lot Description	Amount Used	Conc of Std	Final Conc
5555	Ethyl ether	50 mg	NEAT	5000 ppm
5559	Furan	50 mg	NEAT	5000 ppm
5544	Methanol	10 ml	neat neat	

Veritech Internally Prepared Standard Log

Veritech Lot Number: V-110205

Prepared By: Revolus, Jean
Description: VOA STOCK INT/SURR MIX
Prep Date: 3/9/2011
Expiration Date: 3/9/2012
Department: Organics
BatchNumber:
Concentration: 1500 ppm
Final Volume: 100 ml
ApprovedBy: jean
ApproveDate: 03/09/11
Checked: Yes

Veritech Lot# /Rec#	Lot Description	Amount Used	Conc of Std	Final Conc
3178	1,2-Dichloroethane-d4	150 mg	NEAT	1500 ppm
1297	TOLUENE-D8	150 mg	NEAT	1500 ppm
5746	4-BROMOFLUOROBENZENE(1-BROMO-4-FLUOROBEN	150 mg	NEAT	1500 ppm
5185	METHANOL	100 ml	neat neat	
4760	1,2-Dichloroethane-d4	150 mg	NEAT	1500 ppm
3661	Fluorobenzene	150 mg	NEAT	1500 ppm
4295	CHLOROBENZENE-D5	150 mg	NEAT	1500 ppm
3693	Dibromofluoromethane	150 mg	NEAT	1500 ppm

Veritech Lot Number: V-117779

Prepared By: Revolus, Jean
Description: Voa extra add mix
Prep Date: 6/7/2011
Expiration Date: 6/7/2012
Department: Organics
BatchNumber:
Concentration: 2000-20000 p
Final Volume: 10 ml
ApprovedBy: jean
ApproveDate: 06/07/11
Checked: Yes

Veritech Lot# /Rec#	Lot Description	Amount Used	Conc of Std	Final Conc
5013	d-Camphor	200 mg	NEAT	20000 ppm
5014	Camphene	20 mg	NEAT	2000 ppm
5185	METHANOL	10 ml	neat neat	

Veritech Lot Number: V-117780

Prepared By: Revolus, Jean
Description: Voa extra add mix(2nd Source)
Prep Date: 6/7/2011
Expiration Date: 6/7/2012
Department: Organics
BatchNumber:
Concentration: 2000-20000 p
Final Volume: 10 ml
ApprovedBy: jean
ApproveDate: 06/07/11
Checked: Yes

Veritech Lot# /Rec#	Lot Description	Amount Used	Conc of Std	Final Conc
5013	d-Camphor	200 mg	NEAT	20000 ppm
5014	Camphene	20 mg	NEAT	2000 ppm
5185	METHANOL	10 ml	neat neat	

Veritech Lot Number: V-120198

Prepared By: Previlon, Wilner
Description: VOA WORKING INT/SURR MIX
Prep Date: 7/12/2011
Expiration Date: 3/9/2012
Department: Organics
BatchNumber:
Concentration: 150 ppm
Final Volume: 200 ml
ApprovedBy: DAN
ApproveDate: 07/14/11
Checked: Yes

Veritech Lot# /Rec#	Lot Description	Amount Used	Conc of Std	Final Conc
1230	METHANOL	225 ml	NEAT	
V-110205	VOA STOCK INT/SURR MIX	25 ml	1500 ppm	150 ppm

Veritech Lot Number: V-122276

Prepared By: Previlon, Wilner
Description: BFB Tune Mix
Prep Date: 8/9/2011
Expiration Date: 3/9/2012
Department: Organics
BatchNumber:
Concentration: 50 ppm
Final Volume: 1.5 ml
ApprovedBy: dan
ApproveDate: 08/09/11
Checked: Yes

Veritech Lot# /Rec#	Lot Description	Amount Used	Conc of Std	Final Conc
V-120198	VOA WORKING INT/SURR MIX	500 ul	150 ppm	50 ppm
1230	METHANOL	1000 ul	NEAT	

Veritech Internally Prepared Standard Log

Veritech Lot Number: V-123401

Prepared By: Revolus, Jean
Description: Voa Extra Add mix 2(2nd Source)
Prep Date: 8/22/2011
Expiration Date: 8/22/2012
Department: Organics
BatchNumber:
Concentration: 5000 ppm
Final Volume: 10 ml
ApprovedBy: jean
ApproveDate: 08/22/11
Checked: Yes

Veritech Lot# /Rec#	Lot Description	Amount Used	Conc of Std	Final Conc
5101	Methyl methacrylate	50 mg	Neat	5000 ppm
5100	Ethyl Methacrylate	50 mg	Neat	5000 ppm
5099	Butyl methacrylate	50 mg	Neat	5000 ppm
5098	n-Butyl acrylate	50 mg	Neat	5000 ppm
5097	n-Amyl acetate	50 mg	Neat	5000 ppm
5096	Iso-propyl acetate	50 mg	Neat	5000 ppm
5095	Ethyl acetate	50 mg	Neat	5000 ppm
6243	Methanol	10 ml	neat neat	

Veritech Lot Number: V-123986

Prepared By: Goring, Shawn
Description: MBS
Prep Date: 9/8/2011
Expiration Date: 11/6/2011
Department: Organics
BatchNumber:
Concentration: 100 ppm
Final Volume: 1 ml
ApprovedBy: dan
ApproveDate: 09/08/11
Checked: Yes

Veritech Lot# /Rec#	Lot Description	Amount Used	Conc of Std	Final Conc
1230	METHANOL	640 ul	NEAT	neat neat
6127	Gases(502.2 Cal Mix#1)	50 ul	2000 ppm	100 ppm
5902	502/524 VOA CAL MIX	50 ul	2000 ppm	100 ppm
6133	8260 additions	50 ul	2000 ppm	100 ppm
5931	VOA CUSTOM MIX(2nd Source)	50 ul	VARIOUS	various ppm
5621	tert-Amyl Methyl Ether	50 ul	2000 ppm	100 ppm
V-105161	VOA ADD MIX(2nd Source)	20 ul	5000 ppm	various ppm
V-117780	Voa extra add mix(2nd Source)	50 ul	2000-20000 p	100-1000 pp
V-123401	Voa Extra Add mix 2(2nd Source)	20 ul	5000 ppm	100 ppm
V-106418	Ethyl ether/Furan Mix(2nd Source)	20 ul	5000 ppm	100 ppm

Veritech Lot Number: V-123987

Prepared By: Goring, Shawn
Description: 200ppm VOA Working Std
Prep Date: 9/8/2011
Expiration Date: 11/6/2011
Department: Organics
BatchNumber:
Concentration: VARIOUS pp
Final Volume: 1 ml
ApprovedBy: dan
ApproveDate: 09/08/11
Checked: Yes

Veritech Lot# /Rec#	Lot Description	Amount Used	Conc of Std	Final Conc
1230	METHANOL	280 ul	NEAT	neat
5927	GASES	100 ul	2000 ppm	200 ppm
5898	502/524 VOA CAL MIX	100 ul	2000 ppm	200 ppm
6149	8260 ADDITIONS MIX	100 ul	2000 ppm	200 ppm
5930	VOA CUSTOM MIX	100 ul	VARIOUS	various ppm
6134	tert-Amyl methyl ether	100 ul	2000 ppm	200 ppm
V-105159	VOA ADD MIX	40 ul	5000 ppm	various ppm
V-117779	Voa extra add mix	100 ul	2000-20000 p	200-2000 pp
V-123401	Voa Extra Add mix 2(2nd Source)	40 ul	5000 ppm	200 ppm
V-106417	Ethyl ether/Furan Mix	40 ul	5000 ppm	200 ppm

Veritech Internally Prepared Standard Log

Veritech Lot Number: V-124552

Prepared By: Previlon, Wilner | Department: Organics | ApprovedBy: dan
Description: 624/8260 CAL @ 250 PPB | BatchNumber: B-11030 | ApproveDate: 09/19/11
Prep Date: 9/16/2011 | Concentration: VARIOUS ppb | Checked: Yes
Expiration Date: 9/23/2011 | Final Volume: 100 ml

Veritech Lot# /Rec#	Lot Description	Amount Used	Conc of Std	Final Conc
V-123987	200ppm VOA Working Std	125 ul	VARIOUS pp	250 ppb
5381	P&T Water	100 ml	Neat neat	
6227	CHLORODIFLUOROMETHANE(FREON#22)	125 ul	200 ppm	250 ppb

Veritech Lot Number: V-124553

Prepared By: Previlon, Wilner | Department: Organics | ApprovedBy: dan
Description: 624/8260 CAL @ 100 PPB | BatchNumber: B-11030 | ApproveDate: 09/19/11
Prep Date: 9/16/2011 | Concentration: VARIOUS ppb | Checked: Yes
Expiration Date: 9/23/2011 | Final Volume: 100 ml

Veritech Lot# /Rec#	Lot Description	Amount Used	Conc of Std	Final Conc
V-123987	200ppm VOA Working Std	50 ul	VARIOUS pp	100 ppb
5381	P&T Water	100 ml	Neat neat	
6227	CHLORODIFLUOROMETHANE(FREON#22)	50 ul	200 ppm	100 ppb

Veritech Lot Number: V-124554

Prepared By: Previlon, Wilner | Department: Organics | ApprovedBy: dan
Description: 624/8260 CAL @ 50 PPB | BatchNumber: B-11030 | ApproveDate: 09/19/11
Prep Date: 9/16/2011 | Concentration: VARIOUS ppb | Checked: Yes
Expiration Date: 9/23/2011 | Final Volume: 100 ml

Veritech Lot# /Rec#	Lot Description	Amount Used	Conc of Std	Final Conc
V-123987	200ppm VOA Working Std	25 ul	VARIOUS pp	50 ppb
5381	P&T Water	100 ml	Neat neat	
6227	CHLORODIFLUOROMETHANE(FREON#22)	25 ul	200 ppm	50 ppb

Veritech Lot Number: V-124555

Prepared By: Previlon, Wilner | Department: Organics | ApprovedBy: dan
Description: 624/8260 CAL @ 20 PPB | BatchNumber: B-11030 | ApproveDate: 09/19/11
Prep Date: 9/16/2011 | Concentration: VARIOUS ppb | Checked: Yes
Expiration Date: 9/23/2011 | Final Volume: 100 ml

Veritech Lot# /Rec#	Lot Description	Amount Used	Conc of Std	Final Conc
V-123987	200ppm VOA Working Std	10 ul	VARIOUS pp	20 ppb
5381	P&T Water	100 ml	Neat neat	
6227	CHLORODIFLUOROMETHANE(FREON#22)	10 ul	200 ppm	20 ppb

Veritech Lot Number: V-124556

Prepared By: Previlon, Wilner | Department: Organics | ApprovedBy: dan
Description: 624/8260 CAL @ 10 PPB | BatchNumber: B-11030 | ApproveDate: 09/19/11
Prep Date: 9/16/2011 | Concentration: VARIOUS ppb | Checked: Yes
Expiration Date: 9/23/2011 | Final Volume: 100 ml

Veritech Lot# /Rec#	Lot Description	Amount Used	Conc of Std	Final Conc
V-123987	200ppm VOA Working Std	5 ul	VARIOUS pp	10 ppb
5381	P&T Water	100 ml	Neat neat	
6227	CHLORODIFLUOROMETHANE(FREON#22)	5 ul	200 ppm	10 ppb

Veritech Internally Prepared Standard Log

Veritech Lot Number: V-124557

Prepared By:	Previlon, Wilner	Department: Organics	ApprovedBy: dan
Description:	624/8260 CAL @ 5 PPB	BatchNumber: B-11030	ApproveDate: 09/19/11
Prep Date:	9/16/2011	Concentration: VARIOUS ppb	Checked: Yes
Expiration Date:	9/23/2011	Final Volume: 100 ml	

Veritech Lot# /Rec#	Lot Description	Amount Used	Conc of Std	Final Conc
V-123987	200ppm VOA Working Std	2.5 ul	VARIOUS pp	5 ppb
5381	P&T Water	100 ml	Neat neat	
6227	CHLORODIFLUOROMETHANE(FREON#22)	2.5 ul	200 ppm	5 ppb

Veritech Lot Number: V-124558

Prepared By:	Previlon, Wilner	Department: Organics	ApprovedBy: dan
Description:	624/8260 CAL @ 1 PPB	BatchNumber: B-11030	ApproveDate: 09/19/11
Prep Date:	9/16/2011	Concentration: VARIOUS ppb	Checked: Yes
Expiration Date:	9/23/2011	Final Volume: 100 ml	

Veritech Lot# /Rec#	Lot Description	Amount Used	Conc of Std	Final Conc
V-123987	200ppm VOA Working Std	.5 ul	VARIOUS pp	1 ppb
5381	P&T Water	100 ml	Neat neat	
6227	CHLORODIFLUOROMETHANE(FREON#22)	.5 ul	200 ppm	1 ppb

Veritech Lot Number: V-124559

Prepared By:	Previlon, Wilner	Department: Organics	ApprovedBy: dan
Description:	624/8260 CAL @ 0.5 PPB	BatchNumber: B-11030	ApproveDate: 09/19/11
Prep Date:	9/16/2011	Concentration: VARIOUS ppb	Checked: Yes
Expiration Date:	9/23/2011	Final Volume: 100 ml	

Veritech Lot# /Rec#	Lot Description	Amount Used	Conc of Std	Final Conc
V-123987	200ppm VOA Working Std	.25 ul	VARIOUS pp	0.5 ppb
5381	P&T Water	100 ml	Neat neat	
6227	CHLORODIFLUOROMETHANE(FREON#22)	.25 ul	200 ppm	0.5 ppb

Veritech Lot Number: V-124560

Prepared By:	Previlon, Wilner	Department: Organics	ApprovedBy: dan
Description:	624/8260 CAL @ 500 PPB	BatchNumber: B-11030	ApproveDate: 09/19/11
Prep Date:	9/16/2011	Concentration: VARIOUS ppb	Checked: Yes
Expiration Date:	9/23/2011	Final Volume: 100 ml	

Veritech Lot# /Rec#	Lot Description	Amount Used	Conc of Std	Final Conc
V-123987	200ppm VOA Working Std	250 ul	VARIOUS pp	500 ppb
5381	P&T Water	100 ml	Neat neat	
6227	CHLORODIFLUOROMETHANE(FREON#22)	250 ul	200 ppm	500 ppb

Veritech Lot Number: V-124561

Prepared By:	Previlon, Wilner	Department: Organics	ApprovedBy: dan
Description:	ICV CAL @ 20 PPB	BatchNumber:	ApproveDate: 09/19/11
Prep Date:	9/16/2011	Concentration: VARIOUS ppb	Checked: Yes
Expiration Date:	9/23/2011	Final Volume: 100 ml	

Veritech Lot# /Rec#	Lot Description	Amount Used	Conc of Std	Final Conc
V-123986	MBS	20 ul	100 ppm	20 ppb
5381	P&T Water	100 ml	Neat neat	neat
6227	CHLORODIFLUOROMETHANE(FREON#22)	10 ul	200 ppm	20 ppb

Veritech Internally Prepared Standard Log

Veritech Lot Number: V-124754

Prepared By:	Previlon, Wilner	Department: Organics	ApprovedBy: dan
Description:	BFB Tune Mix	BatchNumber:	ApproveDate: 09/23/11
Prep Date:	9/21/2011	Concentration: 50 ppm	Checked: Yes
Expiration Date:	3/9/2012	Final Volume: 1.5 ml	

Veritech Lot# /Rec#	Lot Description	Amount Used	Conc of Std	Final Conc
V-120198	VOA WORKING INT/SURR MIX	500 ul	150 ppm	50 ppm
1230	METHANOL	1000 ul	NEAT	

Veritech Lot Number: V-125132

Prepared By:	Previlon, Wilner	Department: Organics	ApprovedBy: DAN
Description:	CAL @ 20 PPB	BatchNumber:	ApproveDate: 09/28/11
Prep Date:	9/27/2011	Concentration: VARIOUS ppb	Checked: Yes
Expiration Date:	10/4/2011	Final Volume: 100 ml	

Veritech Lot# /Rec#	Lot Description	Amount Used	Conc of Std	Final Conc
V-123987	200ppm VOA Working Std	10 ul	VARIOUS pp	20 ppb
5381	P&T Water	100 ml	Neat neat	
6227	CHLORODIFLUOROMETHANE(FREON#22)	10 ul	200 ppm	20 ppb

Veritech Standard Receipt Log

Veritech Control/Receipt Number: 1230

Description
METHANOL

ApprovedBy: jean
ApproveDate: 07/30/09
Checked: Yes

Manufacturer	Catalog Num:	Lot Num:	Date Rec:	Exp Date:	Rec By:	Num of Cont	Volume /Cont	Conc:	Units:
FISHER	A453-1	045850	06/22/05	06/22/15	Revolus, Jean	36	1L	NEAT	

Veritech Control/Receipt Number: 1297

Description
TOLUENE-D8

ApprovedBy: jean
ApproveDate: 07/30/09
Checked: Yes

Manufacturer	Catalog Num:	Lot Num:	Date Rec:	Exp Date:	Rec By:	Num of Cont	Volume /Cont	Conc:	Units:
SIGMA-ALDRICH	434388-5G	02504HB	09/06/05	09/30/15	Revolus, Jean	1	5g	NEAT	

Veritech Control/Receipt Number: 2889

Description
1,2,4,5-TETRAMETHYLBENZENE

ApprovedBy: jean
ApproveDate: 07/30/09
Checked: Yes

Manufacturer	Catalog Num:	Lot Num:	Date Rec:	Exp Date:	Rec By:	Num of Cont	Volume /Cont	Conc:	Units:
ACROS ORGANI	409390050	A0214190	11/20/07	11/30/20	Revolus, Jean	1	1ML	NEAT	

Veritech Control/Receipt Number: 3178

Description
1,2-Dichloroethane-d4

ApprovedBy: jean
ApproveDate: 07/30/09
Checked: Yes

Manufacturer	Catalog Num:	Lot Num:	Date Rec:	Exp Date:	Rec By:	Num of Cont	Volume /Cont	Conc:	Units:
SIGMA-ALDRICH	396540-1G	EW0372	03/26/08	03/26/18	Revolus, Jean	1	1g	NEAT	

Veritech Control/Receipt Number: 3661

Description
Fluorobenzene

ApprovedBy: jean
ApproveDate: 07/30/09
Checked: Yes

Manufacturer	Catalog Num:	Lot Num:	Date Rec:	Exp Date:	Rec By:	Num of Cont	Volume /Cont	Conc:	Units:
CHEM SERVICE	F839	388-117B	10/06/08	09/30/13	Revolus, Jean	1	2g	NEAT	

Veritech Control/Receipt Number: 3693

Description
Dibromofluoromethane

ApprovedBy: jean
ApproveDate: 07/30/09
Checked: Yes

Manufacturer	Catalog Num:	Lot Num:	Date Rec:	Exp Date:	Rec By:	Num of Cont	Volume /Cont	Conc:	Units:
RESTEK	30634	A063048	10/22/08	09/30/13	Revolus, Jean	5	100m	NEAT	

Veritech Control/Receipt Number: 4295

Description
CHLOROBENZENE-D5

ApprovedBy: jean
ApproveDate: 08/04/09
Checked: Yes

Manufacturer	Catalog Num:	Lot Num:	Date Rec:	Exp Date:	Rec By:	Num of Cont	Volume /Cont	Conc:	Units:
CHEM SERVICE	F1088	414-45B	08/04/09	10/31/12	Revolus, Jean	2	100m	NEAT	

Veritech Standard Receipt Log

Veritech Control/Receipt Number: 4760

Description
1,2-Dichloroethane-d4

ApprovedBy: jean
ApproveDate: 03/17/10
Checked: Yes

Manufacturer	Catalog Num:	Lot Num:	Date Rec:	Exp Date:	Rec By:	Num of Cont	Volume /Cont	Conc:	Units:
ACCUSTANDAR	F836	435-90B	03/17/10	01/31/14	Revolus, Jean	2	100m	NEAT	

Veritech Control/Receipt Number: 5013

Description
d-Camphor

ApprovedBy: jean
ApproveDate: 06/29/10
Checked: Yes

Manufacturer	Catalog Num:	Lot Num:	Date Rec:	Exp Date:	Rec By:	Num of Cont	Volume /Cont	Conc:	Units:
CHEMSERVICE	F2404	402-140B	06/21/10	06/30/14	Revolus, Jean	1	2g	NEAT	

Veritech Control/Receipt Number: 5014

Description
Camphene

ApprovedBy: jean
ApproveDate: 06/29/10
Checked: Yes

Manufacturer	Catalog Num:	Lot Num:	Date Rec:	Exp Date:	Rec By:	Num of Cont	Volume /Cont	Conc:	Units:
CHEMSERVICE	O-747	419-138A	06/21/10	03/31/15	Revolus, Jean	1	2g	NEAT	

Veritech Control/Receipt Number: 5095

Description
Ethyl acetate

ApprovedBy: jean
ApproveDate: 07/26/10
Checked: Yes

Manufacturer	Catalog Num:	Lot Num:	Date Rec:	Exp Date:	Rec By:	Num of Cont	Volume /Cont	Conc:	Units:
CHEM SERVICE	O-412	433-138B	07/26/10	03/31/15	Revolus, Jean	1	1g	Neat	

Veritech Control/Receipt Number: 5096

Description
Iso-propyl acetate

ApprovedBy: jean
ApproveDate: 07/26/10
Checked: Yes

Manufacturer	Catalog Num:	Lot Num:	Date Rec:	Exp Date:	Rec By:	Num of Cont	Volume /Cont	Conc:	Units:
CHEM SERVICE	F2536	428-14A	07/26/10	07/31/14	Revolus, Jean	1	5g	Neat	

Veritech Control/Receipt Number: 5097

Description
n-Amyl acetate

ApprovedBy: jean
ApproveDate: 07/26/10
Checked: Yes

Manufacturer	Catalog Num:	Lot Num:	Date Rec:	Exp Date:	Rec By:	Num of Cont	Volume /Cont	Conc:	Units:
CHEM SERVICE	o-2003	414-70B	07/26/10	11/30/14	Revolus, Jean	1	5g	Neat	

Veritech Control/Receipt Number: 5098

Description
n-Butyl acrylate

ApprovedBy: jean
ApproveDate: 07/26/10
Checked: Yes

Manufacturer	Catalog Num:	Lot Num:	Date Rec:	Exp Date:	Rec By:	Num of Cont	Volume /Cont	Conc:	Units:
CHEM SERVICE	O-1004	409-80A	07/26/10	09/30/14	Revolus, Jean	1	10g	Neat	

Veritech Standard Receipt Log

Veritech Control/Receipt Number: 5099

Description
Butyl methacrylate

ApprovedBy: jean
ApproveDate: 07/26/10
Checked: Yes

Manufacturer	Catalog Num:	Lot Num:	Date Rec:	Exp Date:	Rec By:	Num of Cont	Volume /Cont	Conc:	Units:
CHEM SERVICE	O-1005	419-155B	07/26/10	03/31/13	Revolus, Jean	1	1g	Neat	

Veritech Control/Receipt Number: 5100

Description
Ethyl Methacrylate

ApprovedBy: jean
ApproveDate: 07/26/10
Checked: Yes

Manufacturer	Catalog Num:	Lot Num:	Date Rec:	Exp Date:	Rec By:	Num of Cont	Volume /Cont	Conc:	Units:
CHEM SERVICE	F984	433-132A	07/26/10	02/28/14	Revolus, Jean	1	5g	Neat	

Veritech Control/Receipt Number: 5101

Description
Methyl methacrylate

ApprovedBy: jean
ApproveDate: 07/26/10
Checked: Yes

Manufacturer	Catalog Num:	Lot Num:	Date Rec:	Exp Date:	Rec By:	Num of Cont	Volume /Cont	Conc:	Units:
CHEM SERVICE	F982	422-28B	07/26/10	04/30/15	Revolus, Jean	1	5g	Neat	

Veritech Control/Receipt Number: 5185

Description
METHANOL

ApprovedBy: jean
ApproveDate: 08/17/10
Checked: Yes

Manufacturer	Catalog Num:	Lot Num:	Date Rec:	Exp Date:	Rec By:	Num of Cont	Volume /Cont	Conc:	Units:
J T Baker	9077-02	H45E36	08/13/10	08/13/12	Okomeng, Maxwel	60	2.5LT	neat	neat

Veritech Control/Receipt Number: 5381

Description
P&T Water

ApprovedBy: DAN
ApproveDate: 10/27/10
Checked: Yes

Manufacturer	Catalog Num:	Lot Num:	Date Rec:	Exp Date:	Rec By:	Num of Cont	Volume /Cont	Conc:	Units:
Veritech	N/A	N/A	10/01/10	10/01/15	Batelli, Daniel	1	N/A	Neat	Neat

Veritech Control/Receipt Number: 5531

Description
Cyclohexanone

ApprovedBy: DAN
ApproveDate: 01/07/11
Checked: Yes

Manufacturer	Catalog Num:	Lot Num:	Date Rec:	Exp Date:	Rec By:	Num of Cont	Volume /Cont	Conc:	Units:
ChemService	F2326	428-78B	12/28/10	07/31/14	Batelli, Daniel	1	5g	Neat	Neat

Veritech Control/Receipt Number: 5532

Description
p-Diethylbenzene

ApprovedBy: DAN
ApproveDate: 01/07/11
Checked: Yes

Manufacturer	Catalog Num:	Lot Num:	Date Rec:	Exp Date:	Rec By:	Num of Cont	Volume /Cont	Conc:	Units:
ChemService	O-2296	451-130B	12/28/10	11/30/14	Batelli, Daniel	1	100m	Neat	Neat

Veritech Standard Receipt Log

Veritech Control/Receipt Number: 5533

Description
p-Ethyltoluene

ApprovedBy: DAN
ApproveDate: 01/07/11
Checked: Yes

Manufacturer	Catalog Num:	Lot Num:	Date Rec:	Exp Date:	Rec By:	Num of Cont	Volume /Cont	Conc:	Units:
ChemService	O-2413	453-143B	12/28/10	12/31/15	Batelli, Daniel	1	1g	Neat	Neat

Veritech Control/Receipt Number: 5544

Description
Methanol

ApprovedBy: jean
ApproveDate: 01/12/11
Checked: Yes

Manufacturer	Catalog Num:	Lot Num:	Date Rec:	Exp Date:	Rec By:	Num of Cont	Volume /Cont	Conc:	Units:
J.T.Baker	9077-02	H45E36	01/11/11	01/10/12	Lopez, Jose	18	1L	neat	neat

Veritech Control/Receipt Number: 5555

Description
Ethyl ether

ApprovedBy: jean
ApproveDate: 01/19/11
Checked: Yes

Manufacturer	Catalog Num:	Lot Num:	Date Rec:	Exp Date:	Rec By:	Num of Cont	Volume /Cont	Conc:	Units:
CHEMSERVICE	O-569	444-37B	01/18/11	03/31/15	Revolus, Jean	1	2g	NEAT	

Veritech Control/Receipt Number: 5559

Description
Furan

ApprovedBy: jean
ApproveDate: 01/19/11
Checked: Yes

Manufacturer	Catalog Num:	Lot Num:	Date Rec:	Exp Date:	Rec By:	Num of Cont	Volume /Cont	Conc:	Units:
CHEMSERVICE	O-2298	451-74A	01/18/11	09/30/13	Revolus, Jean	1	10g	NEAT	

Veritech Control/Receipt Number: 5621

Description
tert-Amyl Methyl Ether

ApprovedBy: jean
ApproveDate: 02/15/11
Checked: Yes

Manufacturer	Catalog Num:	Lot Num:	Date Rec:	Exp Date:	Rec By:	Num of Cont	Volume /Cont	Conc:	Units:
RESTEK	30629	A078931	02/15/11	01/31/16	Revolus, Jean	1	1ml	2000	PPM

Veritech Control/Receipt Number: 5746

Description
4-BROMOFLUOROBENZENE(1-BROMO-4-FLUOROBENE

ApprovedBy: jean
ApproveDate: 03/15/11
Checked: Yes

Manufacturer	Catalog Num:	Lot Num:	Date Rec:	Exp Date:	Rec By:	Num of Cont	Volume /Cont	Conc:	Units:
CHEM SERVICE	F833	426-67B	03/09/11	08/31/14	Revolus, Jean	1	5g	NEAT	

Veritech Control/Receipt Number: 5898

Description
502/524 VOA CAL MIX

ApprovedBy: jean
ApproveDate: 04/29/11
Checked: Yes

Manufacturer	Catalog Num:	Lot Num:	Date Rec:	Exp Date:	Rec By:	Num of Cont	Volume /Cont	Conc:	Units:
CHEMSERVICE	LVOC-1JM	457-9A	04/29/11	12/31/11	Revolus, Jean	3	1ml	2000	PPM

Veritech Standard Receipt Log

Veritech Control/Receipt Number: 5902

Description
502/524 VOA CAL MIX

ApprovedBy: jean
ApproveDate: 05/03/11
Checked: Yes

Manufacturer	Catalog Num:	Lot Num:	Date Rec:	Exp Date:	Rec By:	Num of Cont	Volume /Cont	Conc:	Units:
SUPELCO	5-02111	LB79202	05/03/11	10/31/12	Revolus, Jean	3	1ml	2000	PPM

Veritech Control/Receipt Number: 5927

Description
GASES

ApprovedBy: jean
ApproveDate: 05/11/11
Checked: Yes

Manufacturer	Catalog Num:	Lot Num:	Date Rec:	Exp Date:	Rec By:	Num of Cont	Volume /Cont	Conc:	Units:
ACCUSTANDAR	M-601B-10X-PAK	211031165	05/10/11	03/14/14	Revolus, Jean	5	1ml	2000	PPM

Veritech Control/Receipt Number: 5930

Description
VOA CUSTOM MIX

ApprovedBy: jean
ApproveDate: 05/11/11
Checked: Yes

Manufacturer	Catalog Num:	Lot Num:	Date Rec:	Exp Date:	Rec By:	Num of Cont	Volume /Cont	Conc:	Units:
ACCUSTANDAR	S-16418	211041602	05/10/11	11/06/11	Revolus, Jean	5	1ml	VARIOU	

Veritech Control/Receipt Number: 5931

Description
VOA CUSTOM MIX(2nd Source)

ApprovedBy: jean
ApproveDate: 05/11/11
Checked: Yes

Manufacturer	Catalog Num:	Lot Num:	Date Rec:	Exp Date:	Rec By:	Num of Cont	Volume /Cont	Conc:	Units:
ACCUSTANDAR	S-16418	211041598	05/10/11	11/06/11	Revolus, Jean	5	1ml	VARIOU	

Veritech Control/Receipt Number: 6127

Description
Gases(502.2 Cal Mix#1)

ApprovedBy: DAN
ApproveDate: 07/06/11
Checked: Yes

Manufacturer	Catalog Num:	Lot Num:	Date Rec:	Exp Date:	Rec By:	Num of Cont	Volume /Cont	Conc:	Units:
RESTEK	30042	A080585	07/01/11	11/30/17	Revolus, Jean	4	1ml	2000	PPM

Veritech Control/Receipt Number: 6133

Description
8260 additions

ApprovedBy: DAN
ApproveDate: 07/06/11
Checked: Yes

Manufacturer	Catalog Num:	Lot Num:	Date Rec:	Exp Date:	Rec By:	Num of Cont	Volume /Cont	Conc:	Units:
Supelco	46831-U	LB73020	07/06/11	11/30/12	Batelli, Daniel	2	1.5mL	2000	ppm

Veritech Control/Receipt Number: 6134

Description
tert-Amyl methyl ether

ApprovedBy: DAN
ApproveDate: 07/06/11
Checked: Yes

Manufacturer	Catalog Num:	Lot Num:	Date Rec:	Exp Date:	Rec By:	Num of Cont	Volume /Cont	Conc:	Units:
Supelco	5-06737	LB64951	07/06/11	02/29/12	Batelli, Daniel	2	1mL	2000	ppm

Veritech Standard Receipt Log

Veritech Control/Receipt Number: 6149

Description
8260 ADDITIONS MIX

ApprovedBy: jean
ApproveDate: 07/18/11
Checked: Yes

Manufacturer	Catalog Num:	Lot Num:	Date Rec:	Exp Date:	Rec By:	Num of Cont	Volume /Cont	Conc:	Units:
ACCUSTANDAR	M-8260-ADD-10X	211071036	07/15/11	11/11/11	Revolus, Jean	2	1ml	2000	PPM

Veritech Control/Receipt Number: 6227

Description
CHLORODIFLUOROMETHANE(FREON#22)

ApprovedBy: jean
ApproveDate: 08/16/11
Checked: Yes

Manufacturer	Catalog Num:	Lot Num:	Date Rec:	Exp Date:	Rec By:	Num of Cont	Volume /Cont	Conc:	Units:
ACCUSTANDAR	ALR-CFC-003S-2X	211061178	08/10/11	06/15/21	Revolus, Jean	20	1ml	200	PPM

Veritech Control/Receipt Number: 6243

Description
Methanol

ApprovedBy: jean
ApproveDate: 08/22/11
Checked: Yes

Manufacturer	Catalog Num:	Lot Num:	Date Rec:	Exp Date:	Rec By:	Num of Cont	Volume /Cont	Conc:	Units:
J.T.Baker	9077-02	H46E47	08/16/11	08/31/13	Lopez, Jose	36	1L	neat	neat

SOIL

Integrated Analytical Laboratories LLC

ANALYTICAL DATA REPORT

First Environment
91 Fulton St.
Boonton, NJ 07005

Project Name: **JONAS - JONAS002**
IAL Case Number: **E11-10485**

These data have been reviewed and accepted by:

Michael H. Leftin, Ph.D.
Laboratory Director

This report shall not be reproduced, except in its entirety, without the written consent of Integrated Analytical Laboratories, LLC. The test results included in this report relate only to the samples analyzed.

273 Franklin Road
Randolph, NJ 07869
Phone: 973 361 4252
Fax: 973 989 5288

IAL is a NELAC New Jersey Certified Lab (14751) and maintains certification in Connecticut (PH-0609), New York (11460), Rhode Island (00126), Pennsylvania (68-00746), and in the Department of Energy Laboratory Accreditation Program.

INTEGRATED ANALYTICAL LABORATORIES, LLC

Table of Contents

	Page
Cover Page	1
Table of Contents	2
Sample Summary	3
Case Narrative	4
Qualifiers	5
Conformance Summary	6
Metals Nonconformance Summary	7
Sample Tracking	8
Chain of Custody	
Project Information	
Sample Receipt Verification	
Laboratory Custody Chronicle	
Summary Report	13
Metals Data	19
Inorganic Analysis Data Sheet(s)	
Inorganic QC Data	
Raw Data & Digestion/Distillation Logs	
Last Page of Report	98

Sample Summary

IAL Case No.

E11-10485

Client First Environment

Project JONAS - JONAS002

Received On 10/21/2011@17:32

Lab ID	*Client Sample ID*	*Depth Top/Bottom*	*Sampling Time*	*Matrix*	*# of Container*
10485-001	PE-L-1	n/a	10/20/2011@09:45	Soil	1
10485-002	PE-L-2	n/a	10/20/2011@09:34	Soil	1
10485-003	PE-L-3	n/a	10/20/2011@09:20	Soil	1
10485-004	PE-L-4	n/a	10/20/2011@09:26	Soil	1
10485-005	FIELD BLANK	n/a	10/20/2011@09:50	Aqueous	1

Integrated Analytical Labs ~ 273 Franklin Road, Randolph, NJ 07869 ~ (973) 361-4252 ~ Fax (973) 989-5288

Integrated Analytical Laboratories LLC

SDG NARRATIVE

Client: First Environment **IAL Job No.: E11-10485**

Project: JONAS002

Sample Receipt:

Samples were received in good condition with documentation in order.

Cooler temperature was acceptable at 4°C.

Samples were received at IAL by: David Mansighn on 10/21/2011 @ 17:32

Client ID	IAL Lab ID	Sampling Date
PE-L-1	10485-001	10/20/11
PE-L-2	10485-002	10/20/11
PE-L-3	10485-003	10/20/11
PE-L-4	10485-004	10/20/11
FIELD BLANK	10485-005	10/20/11

Except as noted below, all method specified and QC criteria were acceptable.

Sample Analysis:

Metals by Method EPA 6020

273 Franklin Road
Randolph, NJ 07869
Phone: 973 361 4252
Fax: 973 989 5288

IAL is a NELAC New Jersey Certified Lab (14751) and maintains certification in Connecticut (Ph... Pennsylvania (68-0...) and in the Department of Navy in GIA Program.

INTEGRATED ANALYTICAL LABORATORIES, LLC.

MATRIX QUALIFIERS

A - Indicates the sample is an Aqueous matrix.

O - Indicates the sample is an Oil matrix.

S - Indicates the sample is a Soil, Sludge or Sediment matrix.

X - Indicates the sample is an Other matrix as indicated by Client Chain of Custody.

DATA QUALIFIERS

B - Indicates the analyte was found in the Blank and in the sample. It indicates possible sample contamination and warns the data user to use caution when applying the results of the analyte.

C - Common Laboratory Contaminant.

D - The compound was reported from the Diluted analysis.

D.F. - Dilution Factor.

E - Estimated concentration, reported results are outside the calibrated range of the instrument.

J - Indicates the concentration was reported below the RL but above the MDL. For GC/MS procedures, the mass spectral data meets the criteria required to identify the target compound.

RL - Reporting Limit.

MDL - Method Detection Limit.

MI - Indicates compound concentration could not be determined due to Matrix Interferences.

NA - Not Applicable.

ND - Indicates the compound was analyzed for but Not Detected at the MDL.

REPORT QUALIFIERS

All solid sample analyses are reported on a dry weight basis.

All solid sample values are corrected for original sample size and percent solids.

Q - Qualifier

INTEGRATED ANALYTICAL LABORATORIES, LLC.

CONFORMANCE / NONCONFORMANCE SUMMARY

Integrated Analytical Laboratories, LLC. received one (1) aqueous and four (4) soil sample(s) from First Environment (Project: JONAS - JONAS002) on October 21, 2011 for the analysis of:

(5) Metal - Arsenic
(5) Metal - Lead

A review of the QA/QC measures for the analysis of the sample(s) contained in this report has been performed by:

Reviewed by

11/15/11
Date

INTEGRATED ANALYTICAL LABORATORIES
CONFORMANCE/NONCONFORMANCE SUMMARY
METAL ANALYSIS

Lab Case Number: E11-10485

		No	Yes
1.	Calibration Summary Meet Criteria.		✓
2.	Interference Check Sample Results Meets Criteria (if applicable)		✓
3.	Serial Dilution/Post Spike Summary Submitted (if applicable) / Meets Criteria		✓
4.	Internal Standards Meet Criteria (if applicable)		✓
5.	Laboratory Control Sample Summary Submitted (if applicable) / Meets Criteria		✓
6.	Blank Contamination: If yes, list compounds and concentrations in each blank:	✓	
7.	Matrix Spike/Matrix Spike Duplicate Recoveries Meet Criteria. (If not, list those compounds and their recoveries which fall outside the acceptable range).		✓
8.	Extraction Holding Time Met. If not, list number of days exceeded for each sample:		✓
9.	Analysis Holding Time Met. If not, list number of days exceeded for each sample:		✓

Additional Comments:

Wei Cheng
Inorganic Manager

November 2, 2011
Date

FIRST ENVIRONMENT

91 Fulton Street, Boonton, NJ 07005 - (973) 334-0003

CHAIN OF CUSTODY

Page 1 of 1

PROJECT NUMBER	PROJECT NAME
JONAS002	Jonas

LABORATORY: IAL

SAMPLED BY: R. Tai

PROJECT MANAGER: N. Conrey

DATE	TIME	COMP	GRAB	SAMPLE IDENTIFICATION	MATRIX (A- AQUEOUS, S- SOIL, SL- SLUDGE, P- PRODUCT, X- OTHER)	CONCENTRATION EXPECTED (H = HIGH, M = MEDIUM, L = LOW, U = UNKNOWN)	Metals	FIELD CHECK	LAB CHECK	REMARKS
10/20/11	0945		✓	PE-L-1	S	U	✓	✓	1	
	0934		✓	PE-L-2	S	U	✓	✓	2	
	0920		✓	PE-L-3	S	U	✓	✓	3	
	0926		✓	PE-L-4	S	U	✓	✓	4	
↓	0950	-	-	Field Blank	A	L	✓	✓	5	

RELINQUISHED BY	DATE/TIME	RECEIVED BY	DATE/TIME	RELINQUISHED BY	DATE/TIME	RECEIVED BY	DATE/TIME
	10/21 1654		10/21 1637		10/21 1732		10/21 1732

REMARKS

REPORT FORMAT
- ☐ Reduced
- ☐ Reduced & Summary Table
- ☐ Reduced & Hazsite Compatible Disk
- ☐ NJPDES Forms
- ☒ Other NYSDEC

TURNAROUND TIME
- ☐ 24 Hr.
- ☐ 48 Hr.
- ☐ 1 Week
- ☐ Standard
- ☐ Other

10485

4°C

LABORATORY COPY

E11-10485 0008

PROJECT INFORMATION

** RUSH **

E11-10485

Case No. E11-10485 **Project** JONAS - JONAS002

Customer	First Environment		**P.O. #**
Contact	Nan Conrey		**Received** 10/21/2011 17:32
EMail	nmc@firstenvironment.com	☑ EMail EDDs	**Verbal Due** 10/31/2011
Phone	(973) 334-0003 **Fax**		**Report Due** 11/14/2011

Report To

91 Fulton St.

Boonton, NJ 07005

Attn: Nan Conrey

Bill To

91 Fulton St.

Boonton, NJ 07005

Attn: Laura - Accounts Payable

Report Format Regulatory

Additional Info ☐ State Form ☐ Field Sampling ☐ Conditional VOA

Lab ID	Client Sample ID	Depth Top / Bottom	Sampling Time	Matrix	Unit	# of Containers
10485-001	PE-L-1	n/a	10/20/2011@09:45	Soil	mg/Kg	1
10485-002	PE-L-2	n/a	10/20/2011@09:34	Soil	mg/Kg	1
10485-003	PE-L-3	n/a	10/20/2011@09:20	Soil	mg/Kg	1
10485-004	PE-L-4	n/a	10/20/2011@09:26	Soil	mg/Kg	1
10485-005	FIELD BLANK	n/a	10/20/2011@09:50	Aqueous	mg/L	1

Sample #	Tests	Status	QA Method
001	Arsenic - As	In Process	6020
"	Lead - Pb	In Process	6020
002	Arsenic - As	In Process	6020
"	Lead - Pb	In Process	6020
003	Arsenic - As	In Process	6020
"	Lead - Pb	In Process	6020
004	Arsenic - As	In Process	6020
"	Lead - Pb	In Process	6020
005	Arsenic - As	In Process	6020
"	Lead - Pb	In Process	6020

10/24/2011 10:20 by Ellen - NOTE 1

WAITING FOR CALL BACK FROM CLIENT W/ LIST OF REQUIRED METALS.

10/25/2011 15:58 by Ellen - REV 1

AS PER NAN C., ANALYZE SAMPLES FOR LEAD & ARSENIC. NYS CATEGORY B(REGULATORY) REQUIRED.

10/26/2011 13:05 by kim - REV 2

REV 02 DUE 10/31

PER NAN CONREY, CHANGE TURNAROUND TO 1 WEEK RUSH.

Integrated Analytical Labs ~ 273 Franklin Road, Randolph, NJ 07869 ~ (973) 361-4252 ~ Fax (973) 989-5288

October 26, 2011

PROJECT INFORMATION

** RUSH **

Case No. E11-10485 **Project** JONAS - JONAS002

Integrated Analytical Labs ~ 273 Franklin Road, Randolph, NJ 07869 ~ (973) 361-4252 ~ Fax (973) 989-5288

INTEGRATED ANALYTICAL LABORATORIES, LLC

SAMPLE RECEIPT VERIFICATION

CASE NO: **E 11** **10485** CLIENT: First Env

COOLER TEMPERATURE: 2° - 6°C: ✓ (See Chain of Custody)

Comments

COC: (COMPLETE) / INCOMPLETE

KEY

✓ = YES/NA
✗ = NO

✓	Bottles Intact	
✓	no-Missing Bottles	
✓	no-Extra Bottles	
✓	Sufficient Sample Volume	
✓	no-headspace/bubbles in VOs	
✓	Labels intact/correct	
✓	pH Check (exclude VOs)[1]	
✓	Correct bottles/preservative	
✓	Sufficient Holding/Prep Time[1]	
	Sample to be Subcontracted	
✓	**Chain of Custody is Clear**	

[1] All samples with "Analyze Immediately" holding times will be analyzed by this laboratory past the holding time. This includes but is not limited to the following tests: pH, Temperature, Free Residual Chlorine, Total Residual Chlorine, Dissolved Oxygen, Sulfite.

ADDITIONAL COMMENTS:

SAMPLE(S) VERIFIED BY: INITIAL [ ] DATE 10 21 11

CORRECTIVE ACTION REQUIRED: **YES** [ ] (SEE BELOW) **NO** [ ]

If COC is **NOT** clear, ***STOP*** until you get client to authorize/clarify work.

CLIENT NOTIFIED: YES [ ] Date/ Time: _____ NO [ ]

PROJECT CONTACT:

SUBCONTRACTED LAB:

DATE SHIPPED:

ADDITIONAL COMMENTS:

VERIFIED/TAKEN BY: INITIAL [ ] DATE 10/21/11

Laboratory Custody Chronicle

IAL Case No.

E11-10485

Client First Environment

Project JONAS - JONAS002

Received On 10/21/2011@17:32

Department: Metals			***Prep. Date***	***Analyst***	***Analysis Date***	***Analyst***
Arsenic - As	10485-001	Soil	10/26/11	Lisa	10/28/11	Wei
"	-002	"	10/26/11	Lisa	10/28/11	Wei
"	-003	"	10/26/11	Lisa	10/28/11	Wei
"	-004	"	10/26/11	Lisa	10/28/11	Wei
"	-005	Aqueous	10/26/11	Lisa	10/28/11	Wei
Lead - Pb	-001	Soil	10/26/11	Lisa	10/28/11	Wei
"	-002	"	10/26/11	Lisa	10/28/11	Wei
"	-003	"	10/26/11	Lisa	10/28/11	Wei
"	-004	"	10/26/11	Lisa	10/28/11	Wei
"	-005	Aqueous	10/26/11	Lisa	10/28/11	Wei

Integrated Analytical Labs ~ 273 Franklin Road, Randolph, NJ 07869 ~ (973) 361-4252 ~ Fax (973) 989-5288

INTEGRATED ANALYTICAL LABORATORIES, LLC.

SUMMARY REPORT
Client: First Environment
Project: JONAS - JONAS002
Lab Case No.: E11-10485

	Lab ID:	10485-005			10485-001			10485-002			10485-003			10485-004		
	Client ID:	FIELD BLANK			PE-L-1			PE-L-2			PE-L-3			PE-L-4		
	Matrix:	Aqueous			Soil			Soil			Soil			Soil		
	Sampled Date	10/20/11			10/20/11			10/20/11			10/20/11			10/20/11		
PARAMETER(Units)		Conc	Q	MDL	Conc	Q	MDL	Conc	Q	MDL	Conc	Q	MDL	Conc	Q	MDL
Metals (Units)		*(mg/L-ppm)*			*(mg/Kg-ppm)*			*(mg/Kg-ppm)*			*(mg/Kg-ppm)*			*(mg/Kg-ppm)*		
Arsenic		ND		0.250	4.74		0.327	3.27		0.326	6.22		0.314	3.75		0.323
Lead		ND		0.125	87.6		0.164	24.1		0.163	273		0.157	37.9		0.162

ND = Analyzed for but Not Detected at the MDL

INTEGRATED ANALYTICAL LABORATORIES, LLC.

METALS

Client/Project: FIRST/JONAS - JONAS002

Lab ID: E11-10485-001
Client ID: PE-L-1
Date Received: 10/21/2011
Matrix-Units: Soil-mg/Kg (ppm)
% Moisture: 18.0
Batch #: 434

Compound	Result	Q	DF	RL	MDL	Date Analyzed	Method
Arsenic	4.74		1	0.655	0.327	10/28/11	6020
Lead	87.6		1	0.655	0.164	10/28/11	6020

INTEGRATED ANALYTICAL LABORATORIES, LLC.

METALS

Client/Project: FIRST/JONAS - JONAS002

Lab ID: E11-10485-002
Client ID: PE-L-2
Date Received: 10/21/2011
Matrix-Units: Soil-mg/Kg (ppm)
% Moisture: 19.4
Batch #: 434

Compound	Result	Q	DF	RL	MDL	Date Analyzed	Method
Arsenic	3.27		1	0.651	0.326	10/28/11	6020
Lead	24.1		1	0.651	0.163	10/28/11	6020

INTEGRATED ANALYTICAL LABORATORIES, LLC.

METALS

Client/Project: FIRST/JONAS - JONAS002

Lab ID: E11-10485-003
Client ID: PE-L-3
Date Received: 10/21/2011
Matrix-Units: Soil-mg/Kg (ppm)
% Moisture: 17.4
Batch #: 434

Compound	Result	Q	DF	RL	MDL	Date Analyzed	Method
Arsenic	6.22		1	0.628	0.314	10/28/11	6020
Lead	273		1	0.628	0.157	10/28/11	6020

INTEGRATED ANALYTICAL LABORATORIES, LLC.

METALS

Client/Project: FIRST/JONAS - JONAS002

Lab ID: E11-10485-004
Client ID: PE-L-4
Date Received: 10/21/2011
Matrix-Units: Soil-mg/Kg (ppm)
% Moisture: 18.8
Batch #: 434

Compound	Result	Q	DF	RL	MDL	Date Analyzed	Method
Arsenic	3.75		1	0.646	0.323	10/28/11	6020
Lead	37.9		1	0.646	0.162	10/28/11	6020

INTEGRATED ANALYTICAL LABORATORIES, LLC.

METALS

Client/Project: FIRST/JONAS - JONAS002

Lab ID: E11-10485-005
Client ID: FIELD BLANK
Date Received: 10/21/2011
Matrix-Units: Aqueous-mg/L (ppm)
% Moisture: 100
Batch #: 434

Compound	Result	Q	DF	RL	MDL	Date Analyzed	Method
Arsenic	ND		1	0.500	0.250	10/28/11	6020
Lead	ND		1	0.500	0.125	10/28/11	6020

METALS QUALITY CONTROL

INITIAL & CONTINUING CALIBRATION VERIFICATION

Batch (Page) #: 434
Lab Case: 10485, 10543, 10485, 10586, 10626, 10584, 10555, 10570, 10589, 10328, 10635

Matrix: Soil Method: 6020 Units: ppb (ug/L)

ANALYTE	INST. MDL	ICV & CCV TRUE	ICV		CCV		CCV		CCV	
			FOUND	% R	FOUND	% R	FOUND	% R	FOUND	% R
Aluminum	5.00	50.0	48.6	97.2	51.5	103	50.6	101	51.2	102
Antimony	0.250	50.0	52.4	105	51.2	102	50.0	100	48.6	97.2
Arsenic	0.250	50.0	51.6	103	51.9	104	50.4	101	50.6	101
Barium	2.50	50.0	50.7	101	49.6	99.2	48.0	96.0	46.9	93.8
Beryllium	0.200	50.0	50.2	100	48.3	96.6	48.0	96.0	47.7	95.4
Cadmium	0.125	50.0	49.7	99.4	48.5	97.0	47.5	95.0	47.0	94.0
Calcium	25.0	500	459	91.8	476	95.2	451	90.2	452	90.4
Chromium	0.500	50.0	48.4	96.8	48.5	97.0	47.4	94.8	47.9	95.8
Cobalt	0.500	50.0	49.1	98.2	49.4	98.8	47.4	94.8	48.5	97.0
Copper	0.500	50.0	50.6	101	50.4	101	47.7	95.4	48.7	97.4
Iron	12.5	500	470	94.0	475	95.0	455	91.0	466	93.2
Lead	0.125	50.0	49.0	98.0	48.0	96.0	46.7	93.4	47.0	94.0
Magnesium	12.5	500	483	96.6	520	104	488	97.6	499	99.8
Manganese	0.250	50.0	49.8	99.6	51.4	103	48.3	96.6	48.4	96.8
Mercury	0.120	5.00	5.04	101	5.54	111	5.88	118		
Nickel	0.500	50.0	50.1	100	49.8	99.6	48.5	97.0	49.1	98.2
Potassium	12.5	500	478	95.6	502	100	464	92.8	480	96.0
Selenium	1.00	50.0	48.0	96.0	48.3	96.6	46.1	92.2	45.3	90.6
Silver	0.125	10.0	10.1	101	9.94	99.4	9.33	93.3	9.24	92.4
Sodium	25.0	500	480	96.0	517	103	472	94.4	488	97.6
Thallium	0.125	50.0	47.3	94.6	46.9	93.8	45.2	90.4	45.4	90.8
Vanadium	0.500	50.0	48.5	97.0	49.4	98.8	46.6	93.2	47.9	95.8
Zinc	2.00	50.0	50.4	101	50.9	102	49.9	99.8	50.0	100

(1) Control Limits: Mercury 80-120; Other Metals 90-110

METALS QUALITY CONTROL

INITIAL & CONTINUING CALIBRATION VERIFICATION

Batch (Page) #: 434
Lab Case: 10485, 10543, 10485, 10586, 10626, 10584, 10555, 10570, 10589, 10328, 10635

Matrix: Soil Method: 6020 Units: ppb (ug/L)

ANALYTE	INST. MDL	ICV & CCV TRUE	CCV FOUND	CCV % R	FOUND	% R	FOUND	% R	FOUND	% R
Aluminum	5.00	50.0	50.1	100						
Antimony	0.250	50.0	49.5	99.0						
Arsenic	0.250	50.0	52.3	105						
Barium	2.50	50.0	47.0	94.0						
Beryllium	0.200	50.0	47.7	95.4						
Cadmium	0.125	50.0	49.1	98.2						
Calcium	25.0	500	478	95.6						
Chromium	0.500	50.0	48.7	97.4						
Cobalt	0.500	50.0	49.2	98.4						
Copper	0.500	50.0	50.6	101						
Iron	12.5	500	475	95.0						
Lead	0.125	50.0	47.9	95.8						
Magnesium	12.5	500	512	102						
Manganese	0.250	50.0	50.1	100						
Nickel	0.500	50.0	50.9	102						
Potassium	12.5	500	505	101						
Selenium	1.00	50.0	46.7	93.4						
Silver	0.125	10.0	9.61	96.1						
Sodium	25.0	500	494	98.8						
Thallium	0.125	50.0	45.9	91.8						
Vanadium	0.500	50.0	49.3	98.6						
Zinc	2.00	50.0	52.2	104						

(1) Control Limits: Mercury 80-120; Other Metals 90-110

INTEGRATED ANALYTICAL LABORATORIES, LLC.

METALS QUALITY CONTROL

INITIAL & CONTINUING CALIBRATION VERIFICATION

Batch (Page) #: 434

Lab Case: 10485, 10543, 10485, 10586, 10626, 10584, 10555, 10570, 10589, 10328, 10635

Matrix: Aqueous Method: 6020 Units: ppb (ug/L)

ANALYTE	INST. MDL	ICV & CCV TRUE	ICV		CCV					
			FOUND	% R	FOUND	% R	FOUND	% R	FOUND	% R
Arsenic	0.250	50.0	51.6	103	51.9	104				
Lead	0.125	50.0	49.0	98.0	48.0	96.0				

(1) Control Limits: Mercury 80-120; Other Metals 90-110

METALS QUALITY CONTROL

BLANK 1 RESULTS SUMMARY

Batch (Page) #: 434

Associated Lab Case for Blank 1: 10328, 10485, 10543, 10555, 10570, 10584, 10586, 10589, 10626, 10635

Matrix: Soil Unit: ppm (mg/kg) Method: 6020

ANALYTE	SAMPLE MDL	REAGENT BLANK
Aluminum	5.00	ND
Antimony	0.250	ND
Arsenic	0.250	ND
Barium	2.50	ND
Beryllium	0.200	ND
Cadmium	0.125	ND
Calcium	25.0	ND
Chromium	0.500	ND
Cobalt	0.500	ND
Copper	0.500	ND
Iron	12.5	ND
Lead	0.125	ND
Magnesium	12.5	ND
Manganese	0.250	ND
Mercury	0.006	ND
Nickel	0.500	ND
Potassium	12.5	ND
Selenium	1.00	ND
Silver	0.125	ND
Sodium	25.0	ND
Thallium	0.125	ND
Vanadium	0.500	ND
Zinc	2.00	ND

Associated Sample for Blank 1:

10328-001,003; 10485-001~004; 10543-001; 10555-001
10570-001; 10584-001; 10586-001~002; 10589-001
10626-001~003; 10635-001~004

METALS QUALITY CONTROL

BLANK 1 RESULTS SUMMARY

Batch (Page) #: 434

Associated Lab Case for Blank 1: 10485

Matrix: Aqueous Unit: ppb (µg/L) Method: 6020

ANALYTE	SAMPLE MDL	REAGENT BLANK
Arsenic	1.00	ND
Lead	0.500	ND

Associated Sample for Blank 1:

10485-005

METALS QUALITY CONTROL

INITIAL & CONTINUING CALIBRATION BLANKS VERIFICATION

Batch (Page) #: 434
Lab Case: 10485, 10543, 10485, 10586, 10626, 10584, 10555, 10570, 10589, 10328, 10635

Matrix: Soil Method: 6020 Concentration/Units: ppm (mg/kg)

ANALYTE	INST. MDL	ICB	CCB	CCB	CCB	CCB	
Aluminum	0.005	ND	ND	ND	ND	ND	
Antimony	0.00025	ND	ND	ND	ND	ND	
Arsenic	0.00025	ND	ND	ND	ND	ND	
Barium	0.0025	ND	ND	ND	ND	ND	
Beryllium	0.0002	ND	ND	ND	ND	ND	
Cadmium	0.000125	ND	ND	ND	ND	ND	
Calcium	0.025	ND	ND	ND	ND	ND	
Chromium	0.0005	ND	ND	ND	ND	ND	
Cobalt	0.0005	ND	ND	ND	ND	ND	
Copper	0.0005	ND	ND	ND	ND	ND	
Iron	0.013	ND	ND	ND	ND	ND	
Lead	0.000125	ND	ND	ND	ND	ND	
Magnesium	0.013	ND	ND	ND	ND	ND	
Manganese	0.00025	ND	ND	ND	ND	ND	
Mercury	0.00012	ND	ND	ND			
Nickel	0.0005	ND	ND	ND	ND	ND	
Potassium	0.013	ND	ND	ND	ND	ND	
Selenium	0.001	ND	ND	ND	ND	ND	
Silver	0.000125	ND	ND	ND	ND	ND	
Sodium	0.025	ND	ND	ND	ND	ND	
Thallium	0.000125	ND	ND	ND	ND	ND	
Vanadium	0.0005	ND	ND	ND	ND	ND	
Zinc	0.002	ND	ND	ND	ND	ND	

METALS QUALITY CONTROL

INITIAL & CONTINUING CALIBRATION BLANKS VERIFICATION

Batch (Page) #: 434
Lab Case: 10485, 10543, 10485, 10586, 10626, 10584, 10555, 10570, 10589, 10328, 10635

Matrix: Aqueous Method: 6020 Concentration/Units: ppb (µg/L)

ANALYTE	INST. MDL	ICB	CCB	CCB			
Arsenic	0.250	ND	ND	ND			
Lead	0.125	ND	ND	ND			

METALS QUALITY CONTROL

ICP-MS ICSAB RESULTS SUMMARY

Batch (Page) #: 434
Lab Case: 10485, 10543, 10485, 10586, 10626, 10584, 10555, 10570, 10589, 10328, 10635

Matrix: Aqueous Concentration/Units: ppb (µg/L)

ANALYTE	TRUE		INITIAL FOUND			CONTROL
	SOL A	SOL B	SOL A	SOL A+B	%R	LIMIT %R
Chlorine	1000000	-	-	-	-	NA
Carbon	200000	-	-	-	-	NA
Aluminum	100000	-	> LRG	> LRG	NA	NA
Calcium	100000	-	107000	116000	116	NA
Iron	100000	-	95900	98300	98.3	NA
Potassium	100000	-	> LRG	> LRG	NA	NA
Magnesium	100000	-	> LRG	> LRG	NA	NA
Sodium	100000	-	> LRG	> LRG	NA	NA
Phosphorus	100000	-	-	-	-	NA
Sulfur	100000	-	-	-	-	NA
Molybdenum	2000	-	-	-	-	NA
Titanium	2000	-	2100	2160	108	NA
Silver	-	20.0	-	16.8	84.0	80-120
Arsenic	-	20.0	-	17.6	88.0	80-120
Cadmium	-	20.0	-	20.8	104	80-120
Cobalt	-	20.0	-	20.0	100	80-120
Chromium	-	20.0	-	20.1	101	80-120
Copper	-	20.0	-	20.8	104	80-120
Manganese	-	20.0	-	23.0	115	80-120
Nickel	-	20.0	-	20.2	101	80-120
Zinc	-	20.0	-	19.9	99.5	80-120

%R = Percent Recovery

METALS QUALITY CONTROL
SPIKE SAMPLE RECOVERY

Batch (Page) #: 434
Lab Case: 10328, 10485, 10543, 10555, 10570, 10584, 10586, 10589, 10626, 10635

Matrix: Soil Concentration/Units: ppm (mg/kg)

ANALYTE	SSR1	SR1	%R1	SA1	SSR2	SR2	%R2	SA2	CONTROL LIMIT %R
Aluminum	7070	8410	NC	220					75-125
Antimony	42.3	ND	96.1	44.0					75-125
Arsenic	41.9	0.708	93.6	44.0					75-125
Barium	71.5	37.4	77.5	44.0					75-125
Beryllium	43.4	0.413	97.7	44.0					75-125
Cadmium	41.4	ND	94.1	44.0					75-125
Calcium	1000	822	80.9	220					75-125
Chromium	49.5	9.14	91.7	44.0					75-125
Cobalt	46.0	6.13	90.6	44.0					75-125
Copper	44.5	2.23	96.1	44.0					75-125
Iron	9470	11200	NC	220					75-125
Lead	45.6	5.87	90.3	44.0					75-125
Magnesium	1850	1980	NC	220					75-125
Manganese	270	280	NC	44.0					75-125
Mercury	0.280	ND	102	0.275					75-125
Nickel	51.6	10.5	93.4	44.0					75-125
Potassium	1100	1090	NC	220					75-125
Selenium	39.6	ND	90.0	44.0					75-125
Silver	44.5	ND	101	44.0					75-125
Sodium	277	73.9	92.3	220					75-125
Thallium	41.3	ND	93.9	44.0					75-125
Vanadium	51.0	12.2	88.2	44.0					75-125
Zinc	57.7	19.1	87.7	44.0					75-125

SSR = Spike Sample Result
SA = Spike Added
SR = Sample Result
%R = Percent Recovery
NC = Non-calculable % R; Sample concentration > 4 x Spike Concentration.

QC Sample 1 10543-001
QC Sample 1 for following samples:
10328-001,003; 10485-001~004; 10543-001; 10555-001
10570-001; 10584-001; 10586-001~002; 10589-001
10626-001~003; 10635-001~004

QC Sample 2 _____
QC Sample 2 for following samples:

INTEGRATED ANALYTICAL LABORATORIES, LLC.

METALS QUALITY CONTROL
SPIKE SAMPLE RECOVERY

Batch (Page) #: 434
Lab Case: 10485

Matrix: Aqueous Concentration/Units: ppb (µg/L)

ANALYTE	SSR1	SR1	%R1	SA1	SSR2	SR2	%R2	SA2	CONTROL LIMIT %R
Arsenic	3850	ND	96.3	4000					75-125
Lead	3750	ND	93.8	4000					75-125

SSR = Spike Sample Result
SA = Spike Added
SR = Sample Result
%R = Percent Recovery
NC = Non-calculable % R; Sample concentration > 4 x Spike Concentration.

QC Sample 1 10485-005
QC Sample 1 for following samples:
10485-005

QC Sample 2 _____
QC Sample 2 for following samples:

METALS QUALITY CONTROL
DUPLICATE SAMPLE RECOVERY

Batch (Page) #: 434
Lab Case: 10328, 10485, 10543, 10555, 10570, 10584, 10586, 10589, 10626, 10635

Matrix: Soil Concentration/Units: ppm (mg/kg)

ANALYTE	CONTROL LIMIT 1	S1	D1	RPD1	CONTROL LIMIT 2	S2	D2	RPD2
Aluminum	20	8410	6970	18.7				
Antimony	NA	ND	ND	NC				
Arsenic	20	0.708	0.600	16.5				
Barium	20	37.4	30.7	19.7				
Beryllium	20	0.413	0.434	4.96				
Cadmium	NA	ND	ND	NC				
Calcium	20	822	818	0.488				
Chromium	20	9.14	7.49	19.8				
Cobalt	20	6.13	5.11	18.1				
Copper	20	2.23	2.26	1.34				
Iron	20	11200	9520	16.2				
Lead	20	5.87	4.82	19.6				
Magnesium	20	1980	1640	18.8				
Manganese	20	280	230	19.6				
Mercury	NA	ND	ND	NC				
Nickel	20	10.5	8.79	17.7				
Potassium	20	1090	926	16.3				
Selenium	NA	ND	ND	NC				
Silver	NA	ND	ND	NC				
Sodium	20	73.9	62.1	17.4				
Thallium	NA	ND	ND	NC				
Vanadium	20	12.2	10.1	18.8				
Zinc	20	19.1	15.8	18.9				

S1 = Sample 1
D1 = Duplicate 1
NA = Not Applicable
NC = Non-calculable RPD due to result (s) less than the detection limit.

S2 = Sample 2
D2 = Duplicate 2

QC Sample 1 10543-001
QC Sample 1 for following samples:
10328-001,003; 10485-001~004; 10543-001; 10555-001
10570-001; 10584-001; 10586-001~002; 10589-001
10626-001~003; 10635-001~004

QC Sample 2 _____
QC Sample 2 for following samples:

METALS QUALITY CONTROL
DUPLICATE SAMPLE RECOVERY

Batch (Page) #: 434
Lab Case: 10485

Matrix: Aqueous Concentration/Units: ppb (µg/L)

ANALYTE	CONTROL LIMIT 1	S1	D1	RPD1	CONTROL LIMIT 2	S2	D2	RPD2
Arsenic	NA	ND	ND	NC				
Lead	NA	ND	ND	NC				

S1 = Sample 1
D1 = Duplicate 1
NA = Not Applicable
NC = Non-calculable RPD due to result (s) less than the detection limit.

S2 = Sample 2
D2 = Duplicate 2

QC Sample 1 10485-005
QC Sample 1 for following samples:
10485-005

QC Sample 2 _____
QC Sample 2 for following samples:

METALS QUALITY CONTROL

LABORATORY CONTROL SAMPLE

Batch (Page) #: 434
Lab Case: 10328, 10485, 10543, 10555, 10570, 10584, 10586, 10589, 10626, 10635

Matrix: Soil Unit: ppm (mg/kg)

ANALYTE	BSS1			BSS2		
	TRUE	FOUND	%R(1)	TRUE	FOUND	%R(1)
Aluminum	200	193	96.5			
Antimony	40.0	40.2	101			
Arsenic	40.0	37.6	94.0			
Barium	40.0	39.2	98.0			
Beryllium	40.0	39.3	98.3			
Cadmium	40.0	38.0	95.0			
Calcium	200	170	85.0			
Chromium	40.0	37.3	93.3			
Cobalt	40.0	37.6	94.0			
Copper	40.0	38.9	97.3			
Iron	200	177	88.5			
Lead	40.0	37.0	92.5			
Magnesium	200	188	94.0			
Manganese	40.0	37.3	93.3			
Mercury	0.250	0.256	102			
Nickel	40.0	39.0	97.5			
Potassium	200	189	94.5			
Selenium	40.0	36.4	91.0			
Silver	40.0	41.0	103			
Sodium	200	191	95.5			
Thallium	40.0	37.9	94.8			
Vanadium	40.0	37.9	94.8			
Zinc	40.0	38.8	97.0			

(1) Control Limits % Recovery = 85-115%

BSS1

10328-001,003; 10485-001~004; 10543-001; 10555-001
10570-001; 10584-001; 10586-001~002; 10589-001
10626-001~003; 10635-001~004

BSS2

METALS QUALITY CONTROL

LABORATORY CONTROL SAMPLE

Batch (Page) #: 434
Lab Case: 10485

Matrix: Aqueous Unit: ppb (µg/L)

ANALYTE	BSW1			BSW2		
	TRUE	FOUND	%R(1)	TRUE	FOUND	%R(1)
Arsenic	4000	3830	95.8			
Lead	4000	3800	95.0			

(1) Control Limits % Recovery = 85-115%

BSW1	BSW2
10485-005	

METALS QUALITY CONTROL
SERIAL DILUTIONS & POST SPIKES 1

Batch (Page) #: 434
Lab Case: 10328, 10485, 10543, 10555, 10570, 10584, 10586, 10589, 10626, 10635

Matrix: Soil Concentration/Units: ppm (mg/kg)

ANALYTE	SERIAL DILUTION		%	POST SPIKE		%
	SR	SDR	Difference	SPR	SA	Recovery
Aluminum	8410			8640	220	105.0
Antimony	ND			44.7	44.0	102
Arsenic	0.708			43.3	44.0	96.8
Barium	37.4			83.8	44.0	105.0
Beryllium	0.413			44.9	44.0	101.0
Cadmium	ND			42.4	44.0	96.4
Calcium	822			1620	880	90.7
Chromium	9.14			53.3	44.0	100.0
Cobalt	6.13			49.6	44.0	98.8
Copper	2.23			46.8	44.0	101.0
Iron	11200	11800	5.22			
Lead	5.87			50.0	44.0	100.0
Magnesium	1980			2830	880	96.6
Manganese	280			325	44.0	102.0
Nickel	10.5			55.0	44.0	101.0
Potassium	1090			2070	880	111.0
Selenium	ND			41.1	44.0	93.4
Silver	ND			45.2	44.0	103
Sodium	73.9			1030	880	109.0
Thallium	ND			45.8	44.0	104
Vanadium	12.2			56.4	44.0	100.0
Zinc	19.1			63.4	44.0	101.0

SR = Sample Result
SDR = Sample Dilution Result

SPR = Sample Post Spike Result
SA = Spike Added

Control Limits: (+) or (-) 10% Difference or 75 - 125% Recovery

QC Sample1 : 10543-001
QC Sample 1 for following samples:
10328-001,003; 10485-001~004; 10543-001; 10555-001
10570-001; 10584-001; 10586-001~002; 10589-001
10626-001~003; 10635-001~004

Daily Performance Report

Sample ID: Daily Performance Check
Sample Date/Time: Friday, October 28, 2011 08:57:38
Sample Description:
Method File: C:\Elandata\Method\Daily Performance.mth
Dataset File: C:\Elandata\Dataset\Default\Daily Performance Check.4460
Tuning File: C:\Elandata\Tuning\default.tun
Optimization File: C:\Elandata\Optimize\Default.dac
Dual Detector Mode: Pulse
Acq. Dead Time(ns): 55
Current Dead Time (ns): 55

Summary

	Analyte	Mass	Meas. Intens. Mean	Net Intens. Mean	Net Intens. SD	Net Intens. RSD
	Mg	24.0	45672.6	45672.644	227.118	0.5
	In	114.9	404206.9	404206.883	2386.717	0.6
	U	238.1	417147.0	417147.039	1706.343	0.4
⌈>	Ce	139.9	357896.7	357896.679	1737.701	0.5
⌊	CeO	155.9	7784.3	0.022	0.000	1.4
⌈>	Ba	137.9	291440.9	291440.925	1646.840	0.6
⌊	Ba++	69.0	3529.6	0.012	0.000	1.0
	220	220.0	0.7	0.733	0.480	65.5
	8.5	8.5	4.8	4.800	0.628	13.1

Current Optimization File Data

Current Value	Description
0.91	Nebulizer Gas Flow [NEB]
1.70	Auxiliary Gas Flow
17.00	Plasma Gas Flow
6.50	Lens Voltage
1270.00	ICP RF Power
-1850.00	Analog Stage Voltage
900.00	Pulse Stage Voltage
0.00	Quadrupole Rod Offset Std [QRO]
-19.00	Cell Rod Offset Std [CRO]
18.00	Discriminator Threshold
-10.00	Cell Path Voltage Std [CPV]
0.00	RPa
0.25	RPq
0.83	DRC Mode NEB
2.00	DRC Mode QRO
-1.00	DRC Mode CRO
-10.00	DRC Mode CPV
0.00	Cell Gas A

Current Autolens Data

Analyte	Mass	Num of Pts	DAC Value	Maximum Intensity
Be	9	53	4.3	5877.9
Co	59	53	4.8	166372.6
In	115	53	5.0	536918.7
U	238	53	7.3	518358.6

E11-10485 0034

Run List

Sample File Name: 434.SAM

AS Loc.	Sample ID	Batch Index	Sample Type	Method
10	rinse	1	Sample	6020m_ial_20110623.mth
10	rinse	2	Sample	6020m_ial_20110623.mth
1	L1		Blank	6020m_ial_20110623.mth
2	L2		Standard	6020m_ial_20110623.mth
3	L3		Standard	6020m_ial_20110623.mth
4	L4		Standard	6020m_ial_20110623.mth
5	L5		Standard	6020m_ial_20110623.mth
10	Rinse		QC Std	6020m_ial_20110623.mth
10	Rinse		QC Std	6020m_ial_20110623.mth
10	Rinse		QC Std	6020m_ial_20110623.mth
6	ICV		QC Std	6020m_ial_20110623.mth
7	ICB		QC Std	6020m_ial_20110623.mth
8	ICSA		QC Std	6020m_ial_20110623.mth
9	ICSAB		QC Std	6020m_ial_20110623.mth
10	rinse	3	Sample	6020m_ial_20110623.mth
10	rinse	4	Sample	6020m_ial_20110623.mth
11	BMW	5	Sample	6020m_ial_20110623.mth
13	10485-005	6	Sample	6020m_ial_20110623.mth
14	10485-005R	7	Sample	6020m_ial_20110623.mth
12	BSW	8	Sample	6020m_ial_20110623.mth
15	10485-005RS	9	Sample	6020m_ial_20110623.mth
10	rinse	10	Sample	6020m_ial_20110623.mth
6	CCV		QC Std	6020m_ial_20110623.mth
7	CCB		QC Std	6020m_ial_20110623.mth
16	BMS	11	Sample	6020m_ial_20110623.mth
18	10543-001	12	Sample	6020m_ial_20110623.mth
19	10543-001R	13	Sample	6020m_ial_20110623.mth
20	10543-001SD	14	Sample	6020m_ial_20110623.mth
17	BSS	15	Sample	6020m_ial_20110623.mth
21	10543-001RS	16	Sample	6020m_ial_20110623.mth
22	10543-001PS	17	Sample	6020m_ial_20110623.mth
10	rinse	18	Sample	6020m_ial_20110623.mth
23	10485-001	19	Sample	6020m_ial_20110623.mth
24	10485-002	20	Sample	6020m_ial_20110623.mth
6	CCV		QC Std	6020m_ial_20110623.mth
7	CCB		QC Std	6020m_ial_20110623.mth
25	10485-003	21	Sample	6020m_ial_20110623.mth
26	10485-004	22	Sample	6020m_ial_20110623.mth
27	10586-001	23	Sample	6020m_ial_20110623.mth
28	10586-002	24	Sample	6020m_ial_20110623.mth
29	10626-001	25	Sample	6020m_ial_20110623.mth
30	10626-002	26	Sample	6020m_ial_20110623.mth
31	10626-003	27	Sample	6020m_ial_20110623.mth
32	10584-001	28	Sample	6020m_ial_20110623.mth

33	10555-001	29	Sample	6020m_ial_20110623.mth
34	10570-001	30	Sample	6020m_ial_20110623.mth
6	CCV		QC Std	6020m_ial_20110623.mth
7	CCB		QC Std	6020m_ial_20110623.mth
35	10589-001	31	Sample	6020m_ial_20110623.mth
36	10635-001	32	Sample	6020m_ial_20110623.mth
37	10635-002	33	Sample	6020m_ial_20110623.mth
38	10635-003	34	Sample	6020m_ial_20110623.mth
39	10635-004	35	Sample	6020m_ial_20110623.mth
10	rinse	36	Sample	6020m_ial_20110623.mth
6	CCV		QC Std	6020m_ial_20110623.mth
7	CCB		QC Std	6020m_ial_20110623.mth

Instrument Tuning Report

File Name: default.tun
File Path: C:\Elandata\Tuning\default.tun

Analyte	Exact Mass	Meas. Mass	Mass DAC	Res. DAC	Meas. Pk. Width	Custom Res.
Mg	23.985	23.978	5665	2074	0.705	
Ar2	75.930	75.979	18304	2129	0.699	
In	114.904	114.928	27773	2171	0.692	
Ce	139.905	139.928	33871	2202	0.696	
Pb	207.977	207.929	50436	2285	0.694	
U	238.050	238.026	57766	2330	0.692	

Integrated Analytical Laboratories, LLC.
273 Franklin Road, Randolph, NJ 07869

Method 6020

Sample ID: ICV

Analyzed Date/Time: Friday, October 28, 2011 10:18:49
Sample Type: Sample
Batch ID:
Dataset File: C:\Elandata\DataSet\PG434\ICV.143
ICP-MS S/N AH12420705
Initial Sample Quantity (mg):
Sample Prep Volume (mL):
Aliquot Volume (mL):
Diluted To Volume (mL):
Autosampler Position: 6

Concentration Results

	Analyte	Mass	Conc. Mean	Units	Conc. RSD	Meas. Intens. Mean	Meas. Intens. RSD
>	Li	6		ppb		164869.940	1.924
	Be	9	50.154	ppb	2.404	29994.401	0.545
	B	11	50.229	ppb	4.428	40903.521	2.563
	Na	23	0.480	ppm	3.562	3325689.953	2.037
	Mg	24	0.483	ppm	4.159	2244310.868	3.005
	Al	27	48.626	ppb	1.975	324312.401	0.893
	K	39	0.478	ppm	2.893	4883635.403	1.403
	Ca	44	0.459	ppm	2.815	159632.757	0.923
	Sc	45		ppb		751112.030	1.661
	Ti	47	208.169	ppb	0.437	159802.974	1.940
	V	51	48.544	ppb	5.144	493171.254	3.569
	Cr	52	48.433	ppb	3.205	447544.669	1.575
	Fe	54	0.470	ppm	1.091	384343.910	1.200
	Mn	55	49.779	ppb	4.909	718476.807	3.293
	Co	59	49.085	ppb	3.109	530579.032	1.812
	Ni	60	50.133	ppb	0.564	117156.556	1.712
	Cu	65	50.560	ppb	1.696	130183.892	0.944
	Zn	66	50.397	ppb	3.050	82158.298	1.459
>	Ge	72		ppb		189916.211	1.534
	As	75	51.638	ppb	1.260	92633.527	2.207
	Se	82	47.957	ppb	2.757	10649.568	1.236
	Y	89		ppb		1748509.856	1.526
	Cd	111	49.694	ppb	1.914	159709.109	1.079
	Mo	98	47.110	ppb	3.454	286428.913	1.901
>	Rh	103		ppb		1544764.791	1.550
	Ag	107	10.087	ppb	21.188	41558.927	21.067
	Sn	118	47.174	ppb	0.143	477629.870	1.412
	In	115		ppb		2647025.595	1.658
	Sb	121	52.351	ppb	1.869	528796.744	1.317
	Ba	137	50.678	ppb	3.395	236816.068	3.092
>	Tb	159		ppb		3352247.481	0.569
	Ho	165		ppb		3434196.446	1.851
	Tl	205	47.340	ppb	0.879	1709365.209	0.474
	Pb	208	49.028	ppb	1.075	2302239.987	0.350
>	Bi	209		ppb		2461221.202	1.206
	Kr	83		ppb		252.337	5.496

Integrated Analytical Laboratories, LLC.
273 Franklin Road, Randolph, NJ 07869

QC Calculated Values

	Analyte	Mass	QC Std % Recovery	Int Std % Recovery
>	Li	6		107.351
	Be	9	100.308	
	B	11	100.458	
	Na	23	96.035	
	Mg	24	96.639	
	Al	27	97.252	
	K	39	95.578	
	Ca	44	91.798	
	Sc	45		
	Ti	47	104.084	
	V	51	97.088	
	Cr	52	96.865	
	Fe	54	93.924	
	Mn	55	99.558	
	Co	59	98.171	
	Ni	60	100.266	
	Cu	65	101.119	
	Zn	66	100.794	
>	Ge	72		104.446
	As	75	103.277	
	Se	82	95.914	
	Y	89		
	Cd	111	99.388	
	Mo	98	94.220	
>	Rh	103		101.365
	Ag	107	100.867	
	Sn	118	94.349	
	In	115		
	Sb	121	104.703	
	Ba	137	101.356	
>	Tb	159		106.354
	Ho	165		
	Tl	205	94.679	
	Pb	208	98.056	
>	Bi	209		108.330
	Kr	83		

QC Out of Limits

Out of Limits Message	Analyte	Mass

RP

Integrated Analytical Laboratories, LLC.
273 Franklin Road, Randolph, NJ 07869

Method 6020

Sample ID: ICB

Analyzed Date/Time: Friday, October 28, 2011 10:24:23
Sample Type: Sample
Batch ID:
Dataset File: C:\Elandata\DataSet\PG434\ICB.144
ICP-MS S/N AH12420705
Initial Sample Quantity (mg):
Sample Prep Volume (mL):
Aliquot Volume (mL):
Diluted To Volume (mL):
Autosampler Position: 7

Concentration Results

	Analyte	Mass	Conc. Mean	Units	Conc. RSD	Meas. Intens. Mean	Meas. Intens. RSD
>	Li	6		ppb		166747.426	2.004
	Be	9	0.016	ppb	26.320	16.000	16.536
	B	11	0.565	ppb	10.854	880.043	7.503
	Na	23	0.000	ppm	59.589	45922.078	2.574
	Mg	24	0.000	ppm	3.338	2612.376	3.317
	Al	27	0.225	ppb	14.614	6119.730	5.479
	K	39	-0.000	ppm	196.706	329804.152	0.149
	Ca	44	-0.009	ppm	14.722	16636.542	0.315
	Sc	45		ppb		762269.098	0.952
	Ti	47	0.307	ppb	1.536	438.011	2.542
	V	51	-0.015	ppb	175.179	1493.600	19.658
	Cr	52	0.049	ppb	23.012	26068.672	2.464
	Fe	54	0.002	ppm	135.300	46724.133	2.581
	Mn	55	0.055	ppb	24.792	6716.814	1.480
	Co	59	0.021	ppb	7.652	522.682	1.778
	Ni	60	0.057	ppb	90.880	2937.142	5.062
	Cu	65	-0.127	ppb	10.263	656.357	2.731
	Zn	66	-0.015	ppb	210.755	1211.747	3.026
>	Ge	72		ppb		187333.076	2.207
	As	75	0.008	ppb	374.836	371.928	16.221
	Se	82	-0.050	ppb	106.215	171.335	8.839
	Y	89		ppb		1756999.419	1.440
	Cd	111	0.012	ppb	13.128	46.667	8.660
	Mo	98	0.156	ppb	31.696	1097.334	24.986
>	Rh	103		ppb		1533888.387	2.035
	Ag	107	0.099	ppb	51.365	749.742	25.142
	Sn	118	-0.087	ppb	142.631	1673.325	71.122
	In	115		ppb		2602751.842	1.322
	Sb	121	0.041	ppb	30.882	494.681	24.058
	Ba	137	0.022	ppb	34.198	245.670	12.939
>	Tb	159		ppb		3279288.014	1.331
	Ho	165		ppb		3450911.046	1.463
	Tl	205	0.034	ppb	23.771	1264.758	24.498
	Pb	208	0.021	ppb	15.509	1903.080	9.485
>	Bi	209		ppb		2424615.947	1.608
	Kr	83		ppb		253.337	4.998

Integrated Analytical Laboratories, LLC.
273 Franklin Road, Randolph, NJ 07869

QC Calculated Values

	Analyte	Mass	QC Std % Recovery	Int Std % Recovery
>	Li	6		108.573
	Be	9		
	B	11		
	Na	23		
	Mg	24		
	Al	27		
	K	39		
	Ca	44		
	Sc	45		
	Ti	47		
	V	51		
	Cr	52		
	Fe	54		
	Mn	55		
	Co	59		
	Ni	60		
	Cu	65		
	Zn	66		
>	Ge	72		103.026
	As	75		
	Se	82		
	Y	89		
	Cd	111		
	Mo	98		
>	Rh	103		100.652
	Ag	107		
	Sn	118		
	In	115		
	Sb	121		
	Ba	137		
>	Tb	159		104.039
	Ho	165		
	Tl	205		
	Pb	208		
>	Bi	209		106.719
	Kr	83		

QC Out of Limits

Out of Limits Message	Analyte	Mass

28

Integrated Analytical Laboratories, LLC.
273 Franklin Road, Randolph, NJ 07869

Method 6020

Sample ID: ICSA

Analyzed Date/Time: Friday, October 28, 2011 10:29:57
Sample Type: Sample
Batch ID:
Dataset File: C:\Elandata\DataSet\PG434\ICSA.145
ICP-MS S/N AH12420705
Initial Sample Quantity (mg):
Sample Prep Volume (mL):
Aliquot Volume (mL):
Diluted To Volume (mL):
Autosampler Position: 8

Concentration Results

	Analyte	Mass	Conc. Mean	Units	Conc. RSD	Meas. Intens. Mean	Meas. Intens. RSD
>	Li	6		ppb		124162.190	0.926
	Be	9	0.009	ppb	25.638	9.000	11.111
	B	11	0.908	ppb	10.134	862.708	5.790
	Na	23	S	ppm	S	S	S
	Mg	24	S	ppm	S	S	S
	Al	27	S	ppb	S	S	S
	K	39	S	ppm	S	S	S
	Ca	44	107.438	ppm	1.608	29696059.369	1.366
	Sc	45		ppb		619914.419	2.311
	Ti	47	2101.875	ppb	2.492	1459385.802	2.470
	V	51	0.122	ppb	85.186	2626.219	36.506
	Cr	52	0.813	ppb	10.452	29946.922	1.901
	Fe	54	95.904	ppm	2.972	62657886.166	3.163
	Mn	55	3.767	ppb	1.310	54306.061	0.843
	Co	59	1.520	ppb	1.495	15141.266	1.156
	Ni	60	2.291	ppb	4.026	7309.272	2.673
	Cu	65	3.774	ppb	2.379	9631.435	2.370
	Zn	66	9.845	ppb	2.389	15452.793	2.261
>	Ge	72		ppb		171983.917	0.334
	As	75	-0.003	ppb	4031.182	322.245	64.911
	Se	82	0.001	ppb	2478.050	167.335	3.602
	Y	89		ppb		1474499.693	1.698
	Cd	111	4.260	ppb	4.384	12406.471	4.417
	Mo	98	2529.447	ppb	2.694	11296680.003	0.231
>	Rh	103		ppb		1135485.853	2.719
	Ag	107	0.316	ppb	22.907	1206.415	16.268
	Sn	118	0.582	ppb	7.221	6199.781	2.773
	In	115		ppb		2369825.834	2.191
	Sb	121	0.144	ppb	2.493	1403.108	1.167
	Ba	137	0.451	ppb	5.609	2043.230	6.599
>	Tb	159		ppb		3037648.159	1.392
	Ho	165		ppb		3056597.806	0.997
	Tl	205	0.029	ppb	6.649	809.036	7.393
	Pb	208	0.944	ppb	2.905	32889.192	1.759
>	Bi	209		ppb		1787997.282	1.078
	Kr	83		ppb		313.339	3.260

Integrated Analytical Laboratories, LLC.
273 Franklin Road, Randolph, NJ 07869

QC Calculated Values

	Analyte	Mass	QC Std % Recovery	Int Std % Recovery
>	Li	6		80.845
	Be	9		
	B	11		
	Na	23		
	Mg	24		
	Al	27		
	K	39		
	Ca	44		
	Sc	45		
	Ti	47		
	V	51		
	Cr	52		
	Fe	54		
	Mn	55		
	Co	59		
	Ni	60		
	Cu	65		
	Zn	66		
>	Ge	72		94.584
	As	75		
	Se	82		
	Y	89		
	Cd	111		
	Mo	98		
>	Rh	103		74.509
	Ag	107		
	Sn	118		
	In	115		
	Sb	121		
	Ba	137		
>	Tb	159		96.373
	Ho	165		
	Tl	205		
	Pb	208		
>	Bi	209		78.698
	Kr	83		

QC Out of Limits

Out of Limits Message	Analyte	Mass
Fail	Mn	55
Fail	Ni	60
Fail	Cu	65
Fail	Zn	66
Fail	Cd	111
Fail Rh	Rh	103
Fail	Pb	208
Fail Bi	Bi	209

Integrated Analytical Laboratories, LLC.
273 Franklin Road, Randolph, NJ 07869

Method 6020

Sample ID: ICSAB

Analyzed Date/Time: Friday, October 28, 2011 10:35:31
Sample Type: Sample
Batch ID:
Dataset File: C:\Elandata\DataSet\PG434\ICSAB.146
ICP-MS S/N AH12420705
Initial Sample Quantity (mg):
Sample Prep Volume (mL):
Aliquot Volume (mL):
Diluted To Volume (mL):
Autosampler Position: 9

Concentration Results

	Analyte	Mass	Conc. Mean	Units	Conc. RSD	Meas. Intens. Mean	Meas. Intens. RSD
>	Li	6		ppb		130141.541	2.233
	Be	9	0.007	ppb	18.159	8.333	6.928
	B	11	0.738	ppb	12.580	795.368	5.301
	Na	23	S	ppm	S	S	S
	Mg	24	S	ppm	S	S	S
	Al	27	S	ppb	S	S	S
	K	39	S	ppm	S	S	S
	Ca	44	115.594	ppm	2.950	32303374.322	1.904
	Sc	45		ppb		660023.925	2.071
	Ti	47	2155.946	ppb	1.221	1513932.401	2.209
	V	51	-0.128	ppb	139.273	329.424	502.964
	Cr	52	20.050	ppb	1.514	183663.815	0.849
	Fe	54	98.274	ppm	2.626	64923010.812	2.447
	Mn	55	22.956	ppb	2.031	306514.245	0.916
	Co	59	19.994	ppb	1.187	198148.304	1.829
	Ni	60	20.157	ppb	1.045	44699.985	1.885
	Cu	65	20.843	ppb	0.913	49686.752	0.806
	Zn	66	19.912	ppb	0.544	30429.877	0.672
>	Ge	72		ppb		173924.090	1.085
	As	75	17.558	ppb	2.717	29067.076	3.522
	Se	82	0.005	ppb	1706.618	170.002	10.206
	Y	89		ppb		1490011.823	0.842
	Cd	111	20.764	ppb	2.470	61120.834	2.022
	Mo	98	2317.558	ppb	3.241	11293510.796	1.941
>	Rh	103		ppb		1238723.296	1.498
	Ag	107	16.799	ppb	23.794	55324.012	23.513
	Sn	118	-0.651	ppb	20.378	-3181.607	32.645
	In	115		ppb		2409610.937	2.022
	Sb	121	0.135	ppb	1.770	1344.433	2.920
	Ba	137	0.421	ppb	1.540	1949.542	2.485
>	Tb	159		ppb		3092789.299	1.935
	Ho	165		ppb		3102705.041	0.752
	Tl	205	0.029	ppb	4.472	858.041	6.654
	Pb	208	0.436	ppb	2.045	16556.906	1.124
>	Bi	209		ppb		1902052.951	2.353
	Kr	83		ppb		239.670	4.500

Integrated Analytical Laboratories, LLC.
273 Franklin Road, Randolph, NJ 07869

QC Calculated Values

	Analyte	Mass	QC Std % Recovery	Int Std % Recovery
>	Li	6		84.738
	Be	9		
	B	11		
	Na	23		
	Mg	24		
	Al	27		
	K	39		
	Ca	44		
	Sc	45		
	Ti	47		
	V	51		
	Cr	52	100.252	
	Fe	54		
	Mn	55	114.782	
	Co	59	99.970	
	Ni	60	100.786	
	Cu	65	104.216	
	Zn	66	99.559	
>	Ge	72		95.651
	As	75	87.792	
	Se	82		
	Y	89		
	Cd	111	103.820	
	Mo	98		
>	Rh	103		81.283
	Ag	107	83.995	
	Sn	118		
	In	115		
	Sb	121		
	Ba	137		
>	Tb	159		98.122
	Ho	165		
	Tl	205		
	Pb	208		
>	Bi	209		83.719
	Kr	83		

QC Out of Limits

Out of Limits Message	Analyte	Mass

Integrated Analytical Laboratories, LLC.
273 Franklin Road, Randolph, NJ 07869

Method 6020

Sample ID: rinse

Analyzed Date/Time: Friday, October 28, 2011 10:41:05
Sample Type: Sample
Batch ID: 434
Dataset File: C:\Elandata\DataSet\PG434\rinse.147
ICP-MS S/N AH12420705
Initial Sample Quantity (mg): 1000
Sample Prep Volume (mL): 1
Aliquot Volume (mL): 1
Diluted To Volume (mL): 1
Autosampler Position: 10
Analyst: ROB

Concentration Results

	Analyte	Mass	Conc. Mean	Units	Conc. RSD	Meas. Intens. Mean	Meas. Intens. RSD
>	Li	6		ppb		179247.750	1.317
	Be	9	0.004	ppb	203.766	9.333	50.634
	B	11	0.122	ppb	19.971	556.684	2.703
	Na	23	0.068	ppm	5.301	489003.580	4.954
	Mg	24	0.023	ppm	11.062	105397.760	11.510
	Al	27	25.558	ppb	12.001	166805.056	12.288
	K	39	0.050	ppm	6.236	784781.096	4.046
	Ca	44	0.097	ppm	5.664	47660.033	3.395
	Sc	45		ppb		786517.265	1.663
	Ti	47	0.917	ppb	27.397	881.044	21.740
	V	51	0.038	ppb	98.627	1981.223	19.308
	Cr	52	0.332	ppb	5.215	27883.029	0.406
	Fe	54	0.042	ppm	27.133	73366.688	11.344
	Mn	55	11.471	ppb	3.516	164329.320	2.752
	Co	59	0.011	ppb	14.279	406.009	4.795
	Ni	60	0.089	ppb	39.637	2944.811	3.348
	Cu	65	-0.039	ppb	50.850	858.374	5.352
	Zn	66	4.117	ppb	2.004	7591.169	1.663
>	Ge	72		ppb		183309.111	0.925
	As	75	0.000	ppb	367084.392	349.670	24.797
	Se	82	-0.066	ppb	150.170	164.335	13.502
	Y	89		ppb		1729147.924	0.857
	Cd	111	0.019	ppb	17.960	68.000	16.376
	Mo	98	2.577	ppb	36.603	15146.942	34.356
>	Rh	103		ppb		1483570.208	3.787
	Ag	107	0.987	ppb	22.726	4203.662	19.016
	Sn	118	0.207	ppb	7.480	4470.766	0.448
	In	115		ppb		2561522.763	1.726
	Sb	121	0.007	ppb	17.942	164.668	6.494
	Ba	137	0.015	ppb	10.641	212.002	6.132
>	Tb	159		ppb		3274131.148	2.705
	Ho	165		ppb		3436942.269	1.744
	Tl	205	0.009	ppb	3.097	364.674	4.356
	Pb	208	0.012	ppb	10.236	1482.381	2.856
>	Bi	209		ppb		2385856.354	1.649
	Kr	83		ppb		108.667	6.127

E11-10485 0046

Integrated Analytical Laboratories, LLC.
273 Franklin Road, Randolph, NJ 07869

QC Calculated Values

	Analyte	Mass	QC Std % Recovery	Int Std % Recovery
>	Li	6		116.712
	Be	9		
	B	11		
	Na	23		
	Mg	24		
	Al	27		
	K	39		
	Ca	44		
	Sc	45		
	Ti	47		
	V	51		
	Cr	52		
	Fe	54		
	Mn	55		
	Co	59		
	Ni	60		
	Cu	65		
	Zn	66		
>	Ge	72		100.813
	As	75		
	Se	82		
	Y	89		
	Cd	111		
	Mo	98		
>	Rh	103		97.350
	Ag	107		
	Sn	118		
	In	115		
	Sb	121		
	Ba	137		
>	Tb	159		103.875
	Ho	165		
	Tl	205		
	Pb	208		
>	Bi	209		105.013
	Kr	83		

QC Out of Limits

Out of Limits Message	Analyte	Mass

Integrated Analytical Laboratories, LLC.
273 Franklin Road, Randolph, NJ 07869

Method 6020

Sample ID: rinse

Analyzed Date/Time: Friday, October 28, 2011 10:46:00
Sample Type: Sample
Batch ID: 434
Dataset File: C:\Elandata\DataSet\PG434\rinse.148
ICP-MS S/N AH12420705
Initial Sample Quantity (mg): 1000
Sample Prep Volume (mL): 1
Aliquot Volume (mL): 1
Diluted To Volume (mL): 1
Autosampler Position: 10
Analyst: ROB

Concentration Results

	Analyte	Mass	Conc. Mean	Units	Conc. RSD	Meas. Intens. Mean	Meas. Intens. RSD
>	Li	6		ppb		179470.754	1.321
	Be	9	-0.001	ppb	554.184	6.333	55.451
	B	11	0.107	ppb	7.938	544.016	2.072
	Na	23	0.049	ppm	4.368	372577.670	2.585
	Mg	24	0.010	ppm	5.571	49463.297	3.329
	Al	27	12.016	ppb	9.863	82479.425	7.243
	K	39	0.032	ppm	7.771	630616.309	1.728
	Ca	44	0.078	ppm	1.791	42742.923	1.186
	Sc	45		ppb		813880.863	1.637
	Ti	47	0.237	ppb	21.620	385.008	9.621
	V	51	-0.009	ppb	353.131	1558.108	22.017
	Cr	52	0.230	ppb	29.168	27620.920	2.916
	Fe	54	0.014	ppm	22.094	55419.594	2.117
	Mn	55	11.106	ppb	1.811	162807.298	2.041
	Co	59	0.007	ppb	20.542	375.341	5.936
	Ni	60	0.043	ppb	153.446	2902.130	2.897
	Cu	65	-0.089	ppb	11.687	751.364	3.562
	Zn	66	3.984	ppb	1.256	7548.133	1.374
>	Ge	72		ppb		187360.948	2.156
	As	75	0.012	ppb	147.281	378.467	6.882
	Se	82	-0.095	ppb	42.203	161.668	5.404
	Y	89		ppb		1751950.198	1.016
	Cd	111	0.014	ppb	9.417	52.000	5.769
	Mo	98	0.759	ppb	7.652	4694.221	7.844
>	Rh	103		ppb		1519052.531	1.051
	Ag	107	0.587	ppb	1.633	2708.070	2.464
	Sn	118	0.172	ppb	6.772	4236.321	3.756
	In	115		ppb		2603744.575	2.270
	Sb	121	0.006	ppb	7.112	153.001	1.729
	Ba	137	0.014	ppb	20.744	209.002	6.220
>	Tb	159		ppb		3312122.319	1.163
	Ho	165		ppb		3443923.234	2.294
	Tl	205	0.007	ppb	7.384	301.672	5.020
	Pb	208	0.010	ppb	4.290	1416.709	2.448
>	Bi	209		ppb		2457030.776	1.692
	Kr	83		ppb		133.001	12.649

Integrated Analytical Laboratories, LLC.
273 Franklin Road, Randolph, NJ 07869

QC Calculated Values

	Analyte	Mass	QC Std % Recovery	Int Std % Recovery
>	Li	6		116.857
	Be	9		
	B	11		
	Na	23		
	Mg	24		
	Al	27		
	K	39		
	Ca	44		
	Sc	45		
	Ti	47		
	V	51		
	Cr	52		
	Fe	54		
	Mn	55		
	Co	59		
	Ni	60		
	Cu	65		
	Zn	66		
>	Ge	72		103.041
	As	75		
	Se	82		
	Y	89		
	Cd	111		
	Mo	98		
>	Rh	103		99.678
	Ag	107		
	Sn	118		
	In	115		
	Sb	121		
	Ba	137		
>	Tb	159		105.081
	Ho	165		
	Tl	205		
	Pb	208		
>	Bi	209		108.146
	Kr	83		

QC Out of Limits

Out of Limits Message	Analyte	Mass

Integrated Analytical Laboratories, LLC.
273 Franklin Road, Randolph, NJ 07869

Method 6020

Sample ID: BMW

Analyzed Date/Time: Friday, October 28, 2011 10:50:53
Sample Type: Sample
Batch ID: 434
Dataset File: C:\Elandata\DataSet\PG434\BMW.149
ICP-MS S/N AH12420705
Initial Sample Quantity (mg): 25000
Sample Prep Volume (mL): 50
Aliquot Volume (mL): 2
Diluted To Volume (mL): 100
Autosampler Position: 11
Analyst: ROB

Concentration Results

	Analyte	Mass	Conc. Mean	Units	Conc. RSD	Meas. Intens. Mean	Meas. Intens. RSD
[>	Li	6		ppb		176811.431	1.444
|	Be	9	-0.348	ppb	95.391	4.667	44.607
|	B	11	-19.577	ppb	11.807	274.337	7.684
[	Na	23	0.533	ppm	10.513	79129.730	2.759
|	Mg	24	0.193	ppm	11.956	10562.829	8.513
|	Al	27	200.148	ppb	8.434	17597.042	4.949
|	K	39	0.400	ppm	27.945	370668.618	1.054
|	Ca	44	-0.654	ppm	25.085	17390.285	0.785
|	Sc	45		ppb		780817.834	1.701
|	Ti	47	5.257	ppb	26.687	245.003	3.894
|	V	51	-0.960	ppb	253.025	1539.988	14.051
|	Cr	52	-66.059	ppb	4.740	19935.171	1.711
|	Fe	54	-1.600	ppm	11.470	33723.530	2.243
|	Mn	55	-15.204	ppb	5.550	3784.121	1.462
|	Co	59	-0.533	ppb	25.215	238.670	4.596
|	Ni	60	-2.603	ppb	86.035	2745.415	3.080
|	Cu	65	-8.025	ppb	17.765	772.366	2.736
|	Zn	66	-37.818	ppb	5.395	636.689	5.581
|>	Ge	72		ppb		187030.528	2.059
|	As	75	-2.076	ppb	235.935	318.588	24.910
|	Se	82	-11.985	ppb	93.253	155.668	13.617
|	Y	89		ppb		1741448.059	1.256
[	Cd	111	0.138	ppb	133.750	12.667	47.587
[	Mo	98	33.321	ppb	10.171	2145.337	9.501
|>	Rh	103		ppb		1515134.060	1.261
|	Ag	107	-0.918	ppb	1689.301	314.171	197.437
|	Sn	118	-15.100	ppb	2.237	1035.726	4.353
[	In	115		ppb		2630545.311	2.707
[	Sb	121	-0.250	ppb	29.701	68.334	8.821
|	Ba	137	-0.595	ppb	75.737	116.001	16.151
|>	Tb	159		ppb		3274327.643	2.480
[	Ho	165		ppb		3415812.663	1.927
[	Tl	205	0.479	ppb	3.259	223.336	3.177
|	Pb	208	-0.645	ppb	8.880	652.342	4.171
[>	Bi	209		ppb		2464708.161	1.061
	Kr	83		ppb		139.334	5.482

Integrated Analytical Laboratories, LLC.
273 Franklin Road, Randolph, NJ 07869

QC Calculated Values

	Analyte	Mass	QC Std % Recovery	Int Std % Recovery
>	Li	6		115.126
	Be	9		
	B	11		
	Na	23		
	Mg	24		
	Al	27		
	K	39		
	Ca	44		
	Sc	45		
	Ti	47		
	V	51		
	Cr	52		
	Fe	54		
	Mn	55		
	Co	59		
	Ni	60		
	Cu	65		
	Zn	66		
>	Ge	72		102.859
	As	75		
	Se	82		
	Y	89		
	Cd	111		
	Mo	98		
>	Rh	103		99.421
	Ag	107		
	Sn	118		
	In	115		
	Sb	121		
	Ba	137		
>	Tb	159		103.882
	Ho	165		
	Tl	205		
	Pb	208		
>	Bi	209		108.484
	Kr	83		

QC Out of Limits

Out of Limits Message	Analyte	Mass

Integrated Analytical Laboratories, LLC.
273 Franklin Road, Randolph, NJ 07869

Method 6020

Sample ID: 10485-005

Analyzed Date/Time: Friday, October 28, 2011 10:55:43
Sample Type: Sample
Batch ID: 434
Dataset File: C:\Elandata\DataSet\PG434\10485-005.150
ICP-MS S/N AH12420705
Initial Sample Quantity (mg): 25000
Sample Prep Volume (mL): 50
Aliquot Volume (mL): 2
Diluted To Volume (mL): 100
Autosampler Position: 13
Analyst: ROB

Concentration Results

	Analyte	Mass	Conc. Mean	Units	Conc. RSD	Meas. Intens. Mean	Meas. Intens. RSD
>	Li	6		ppb		173890.637	4.277
	Be	9	-0.177	ppb	416.514	5.667	81.508
	B	11	64.368	ppb	11.897	982.053	2.772
	Na	23	0.800	ppm	11.031	98086.669	4.450
	Mg	24	0.263	ppm	15.450	13886.724	13.380
	Al	27	240.057	ppb	15.856	20408.465	12.804
	K	39	0.373	ppm	24.938	371942.932	0.155
	Ca	44	-0.520	ppm	38.889	17974.420	1.279
	Sc	45		ppb		777490.110	3.318
	Ti	47	2.713	ppb	169.008	228.003	14.540
	V	51	-0.638	ppb	397.216	1586.965	13.919
	Cr	52	-104.886	ppb	4.858	16776.138	2.476
	Fe	54	-2.337	ppm	2.323	28793.186	1.725
	Mn	55	-16.027	ppb	5.408	3705.422	0.921
	Co	59	-0.631	ppb	39.456	230.336	9.633
	Ni	60	-27.280	ppb	13.206	2212.936	2.854
	Cu	65	-3.408	ppb	42.958	897.711	2.364
	Zn	66	37.631	ppb	9.717	1848.521	3.443
>	Ge	72		ppb		188965.188	2.498
	As	75	-2.532	ppb	134.367	313.902	17.043
	Se	82	-17.039	ppb	43.209	146.335	8.653
	Y	89		ppb		1748795.073	1.913
	Cd	111	0.032	ppb	302.624	9.333	32.733
	Mo	98	22.345	ppb	5.013	1499.352	2.927
>	Rh	103		ppb		1524381.439	1.667
	Ag	107	58.765	ppb	9.510	2716.740	6.674
	Sn	118	-16.837	ppb	2.725	868.708	3.608
	In	115		ppb		2593372.014	0.851
	Sb	121	-0.286	ppb	11.605	65.000	6.706
	Ba	137	0.642	ppb	26.106	172.668	3.856
>	Tb	159		ppb		3275735.884	1.660
	Ho	165		ppb		3397453.084	1.660
	Tl	205	0.268	ppb	4.295	143.334	5.419
	Pb	208	-0.460	ppb	11.514	719.345	4.023
>	Bi	209		ppb		2398353.727	2.790
	Kr	83		ppb		129.001	21.102

Integrated Analytical Laboratories, LLC.
273 Franklin Road, Randolph, NJ 07869

QC Calculated Values

	Analyte	Mass	QC Std % Recovery	Int Std % Recovery
>	Li	6		113.224
	Be	9		
	B	11		
	Na	23		
	Mg	24		
	Al	27		
	K	39		
	Ca	44		
	Sc	45		
	Ti	47		
	V	51		
	Cr	52		
	Fe	54		
	Mn	55		
	Co	59		
	Ni	60		
	Cu	65		
	Zn	66		
>	Ge	72		103.923
	As	75		
	Se	82		
	Y	89		
	Cd	111		
	Mo	98		
>	Rh	103		100.028
	Ag	107		
	Sn	118		
	In	115		
	Sb	121		
	Ba	137		
>	Tb	159		103.926
	Ho	165		
	Tl	205		
	Pb	208		
>	Bi	209		105.563
	Kr	83		

QC Out of Limits

Out of Limits Message	Analyte	Mass

Integrated Analytical Laboratories, LLC.
273 Franklin Road, Randolph, NJ 07869

Method 6020

Sample ID: 10485-005R

Analyzed Date/Time: Friday, October 28, 2011 11:00:33
Sample Type: Sample
Batch ID: 434
Dataset File: C:\Elandata\DataSet\PG434\10485-005R.151
ICP-MS S/N AH12420705
Initial Sample Quantity (mg): 25000
Sample Prep Volume (mL): 50
Aliquot Volume (mL): 2
Diluted To Volume (mL): 100
Autosampler Position: 14
Analyst: ROB

Concentration Results

	Analyte	Mass	Conc. Mean	Units	Conc. RSD	Meas. Intens. Mean	Meas. Intens. RSD
[>	Li	6		ppb		170860.179	1.268
|	Be	9	-0.222	ppb	296.150	5.333	78.062
|	B	11	62.996	ppb	7.929	955.050	3.780
[	Na	23	0.573	ppm	6.581	81469.488	1.659
|	Mg	24	0.150	ppm	8.548	8531.351	7.851
|	Al	27	150.517	ppb	10.139	14323.649	7.316
|	K	39	0.286	ppm	32.595	358261.359	0.521
|	Ca	44	-0.959	ppm	16.644	16392.101	1.485
|	Sc	45		ppb		775846.441	2.594
|	Ti	47	-0.495	ppb	299.100	200.669	6.310
|	V	51	0.384	ppb	441.235	1667.696	9.837
|	Cr	52	-89.560	ppb	3.772	17829.802	1.150
|	Fe	54	-2.243	ppm	4.143	29020.267	0.756
|	Mn	55	-9.177	ppb	23.225	4612.173	6.707
|	Co	59	-0.628	ppb	4.155	227.670	3.412
|	Ni	60	-23.387	ppb	11.712	2266.616	1.965
|	Cu	65	2.196	ppb	110.879	1024.391	4.876
|	Zn	66	-22.569	ppb	3.782	873.375	1.958
|>	Ge	72		ppb		186103.877	2.215
|	As	75	-0.218	ppb	971.908	351.196	12.696
|	Se	82	-9.270	ppb	25.335	161.001	4.073
|	Y	89		ppb		1748474.079	1.483
|	Cd	111	0.069	ppb	192.900	10.333	39.111
[	Mo	98	16.427	ppb	7.646	1139.373	5.162
|>	Rh	103		ppb		1517789.144	1.530
|	Ag	107	46.063	ppb	1.589	2197.266	0.356
|	Sn	118	-17.102	ppb	1.224	839.039	0.931
|	In	115		ppb		2568353.339	2.380
[	Sb	121	-0.329	ppb	11.706	60.000	7.638
|	Ba	137	0.309	ppb	68.749	155.668	6.593
|>	Tb	159		ppb		3236777.801	1.724
|	Ho	165		ppb		3351647.136	1.679
[	Tl	205	0.203	ppb	20.790	120.667	9.817
|	Pb	208	-0.567	ppb	12.492	673.677	6.738
|>	Bi	209		ppb		2408375.274	2.769
	Kr	83		ppb		128.334	2.950

Integrated Analytical Laboratories, LLC.
273 Franklin Road, Randolph, NJ 07869

QC Calculated Values

	Analyte	Mass	QC Std % Recovery	Int Std % Recovery
>	Li	6		111.251
	Be	9		
	B	11		
	Na	23		
	Mg	24		
	Al	27		
	K	39		
	Ca	44		
	Sc	45		
	Ti	47		
	V	51		
	Cr	52		
	Fe	54		
	Mn	55		
	Co	59		
	Ni	60		
	Cu	65		
	Zn	66		
>	Ge	72		102.350
	As	75		
	Se	82		
	Y	89		
	Cd	111		
	Mo	98		
>	Rh	103		99.595
	Ag	107		
	Sn	118		
	In	115		
	Sb	121		
	Ba	137		
>	Tb	159		102.690
	Ho	165		
	Tl	205		
	Pb	208		
>	Bi	209		106.004
	Kr	83		

QC Out of Limits

Out of Limits Message	Analyte	Mass

Integrated Analytical Laboratories, LLC.
273 Franklin Road, Randolph, NJ 07869

Method 6020

Sample ID: BSW

Analyzed Date/Time: Friday, October 28, 2011 11:05:24
Sample Type: Sample
Batch ID: 434
Dataset File: C:\Elandata\DataSet\PG434\BSW.152
ICP-MS S/N AH12420705
Initial Sample Quantity (mg): 25000
Sample Prep Volume (mL): 50
Aliquot Volume (mL): 2
Diluted To Volume (mL): 100
Autosampler Position: 12
Analyst: ROB

Concentration Results

	Analyte	Mass	Conc. Mean	Units	Conc. RSD	Meas. Intens. Mean	Meas. Intens. RSD
>	Li	6		ppb		176861.813	2.968
	Be	9	3850.096	ppb	3.203	24694.832	1.194
	B	11	-15.935	ppb	34.675	305.339	14.360
	Na	23	20.400	ppm	0.725	1479577.990	0.674
	Mg	24	20.111	ppm	0.211	962136.795	1.320
	Al	27	20452.698	ppb	2.787	1387402.693	2.005
	K	39	20.153	ppm	0.657	2319969.614	0.801
	Ca	44	18.029	ppm	2.042	76776.538	1.182
	Sc	45		ppb		814664.937	1.581
	Ti	47	3892.047	ppb	3.090	30894.755	1.982
	V	51	3874.912	ppb	2.977	405369.973	2.374
	Cr	52	3874.052	ppb	2.751	373678.598	3.316
	Fe	54	18.272	ppm	3.743	182545.026	1.804
	Mn	55	3929.812	ppb	2.724	584867.334	2.058
	Co	59	3856.773	ppb	1.186	428977.967	2.076
	Ni	60	4063.797	ppb	2.470	98212.426	1.670
	Cu	65	3959.028	ppb	1.735	105065.326	0.668
	Zn	66	3898.289	ppb	1.796	65671.746	2.008
>	Ge	72		ppb		195324.881	1.111
	As	75	3831.084	ppb	1.149	70771.698	0.672
	Se	82	3716.684	ppb	1.366	8534.339	2.454
	Y	89		ppb		1814869.042	0.874
	Cd	111	3787.317	ppb	0.824	125207.100	1.368
	Mo	98	3710.858	ppb	3.461	228848.685	1.473
>	Rh	103		ppb		1566849.856	2.224
	Ag	107	3761.596	ppb	7.152	156386.397	8.901
	Sn	118	-6.836	ppb	18.925	1915.202	7.397
	In	115		ppb		2709355.859	0.200
	Sb	121	3989.584	ppb	3.300	414630.713	2.261
	Ba	137	3928.137	ppb	1.520	188915.482	0.898
>	Tb	159		ppb		3449553.531	1.366
	Ho	165		ppb		3603165.592	1.162
	Tl	205	3282.454	ppb	0.952	1221980.778	1.838
	Pb	208	3795.111	ppb	3.212	1836840.947	0.960
>	Bi	209		ppb		2537559.444	2.346
	Kr	83		ppb		137.334	8.533

Integrated Analytical Laboratories, LLC.
273 Franklin Road, Randolph, NJ 07869

QC Calculated Values

	Analyte	Mass	QC Std % Recovery	Int Std % Recovery
>	Li	6		115.159
	Be	9		
	B	11		
	Na	23		
	Mg	24		
	Al	27		
	K	39		
	Ca	44		
	Sc	45		
	Ti	47		
	V	51		
	Cr	52		
	Fe	54		
	Mn	55		
	Co	59		
	Ni	60		
	Cu	65		
	Zn	66		
>	Ge	72		107.421
	As	75		
	Se	82		
	Y	89		
	Cd	111		
	Mo	98		
>	Rh	103		102.815
	Ag	107		
	Sn	118		
	In	115		
	Sb	121		
	Ba	137		
>	Tb	159		109.441
	Ho	165		
	Tl	205		
	Pb	208		
>	Bi	209		111.690
	Kr	83		

QC Out of Limits

Out of Limits Message	Analyte	Mass

Integrated Analytical Laboratories, LLC.
273 Franklin Road, Randolph, NJ 07869

Method 6020

Sample ID: 10485-005RS

Analyzed Date/Time: Friday, October 28, 2011 11:10:15
Sample Type: Sample
Batch ID: 434
Dataset File: C:\Elandata\DataSet\PG434\10485-005RS.153
ICP-MS S/N AH12420705
Initial Sample Quantity (mg): 25000
Sample Prep Volume (mL): 50
Aliquot Volume (mL): 2
Diluted To Volume (mL): 100
Autosampler Position: 15
Analyst: ROB

Concentration Results

	Analyte	Mass	Conc. Mean	Units	Conc. RSD	Meas. Intens. Mean	Meas. Intens. RSD
>	Li	6		ppb		177011.710	1.736
	Be	9	3865.206	ppb	1.122	24828.539	2.432
	B	11	-12.806	ppb	33.061	333.006	10.263
	Na	23	20.081	ppm	3.858	1441087.066	2.516
	Mg	24	19.896	ppm	2.490	941572.509	2.648
	Al	27	20048.797	ppb	2.481	1345481.009	1.759
	K	39	19.439	ppm	3.673	2225369.283	2.062
	Ca	44	18.027	ppm	3.341	75942.315	2.224
	Sc	45		ppb		806275.604	2.003
	Ti	47	3892.230	ppb	2.683	30563.295	1.232
	V	51	3874.164	ppb	3.988	400854.021	2.747
	Cr	52	3888.583	ppb	2.117	370942.248	2.900
	Fe	54	17.772	ppm	5.523	176886.101	2.698
	Mn	55	3933.114	ppb	3.042	579005.371	2.006
	Co	59	3881.119	ppb	1.420	426966.282	0.500
	Ni	60	4054.936	ppb	3.778	96936.295	2.548
	Cu	65	3962.245	ppb	3.223	104000.620	1.727
	Zn	66	3927.175	ppb	3.347	65433.807	3.252
>	Ge	72		ppb		193226.885	1.498
	As	75	3851.870	ppb	2.772	70378.367	1.729
	Se	82	3718.913	ppb	1.321	8445.922	0.908
	Y	89		ppb		1785344.854	0.821
	Cd	111	3853.899	ppb	1.761	126036.255	2.108
	Mo	98	3724.671	ppb	5.132	227013.059	3.200
>	Rh	103		ppb		1548838.485	2.300
	Ag	107	11515.888	ppb	3.337	471940.475	1.891
	Sn	118	-9.294	ppb	2.985	1645.149	3.914
	In	115		ppb		2656269.358	0.885
	Sb	121	4032.793	ppb	2.518	411550.606	0.989
	Ba	137	3978.586	ppb	1.904	187888.130	1.743
>	Tb	159		ppb		3387276.846	1.550
	Ho	165		ppb		3481772.457	1.096
	Tl	205	3562.969	ppb	2.787	1319256.448	3.227
	Pb	208	3754.962	ppb	1.719	1808003.205	0.152
>	Bi	209		ppb		2523667.418	1.762
	Kr	83		ppb		159.001	4.992

Integrated Analytical Laboratories, LLC.
273 Franklin Road, Randolph, NJ 07869

QC Calculated Values

	Analyte	Mass	QC Std % Recovery	Int Std % Recovery
>	Li	6		115.256
	Be	9		
	B	11		
	Na	23		
	Mg	24		
	Al	27		
	K	39		
	Ca	44		
	Sc	45		
	Ti	47		
	V	51		
	Cr	52		
	Fe	54		
	Mn	55		
	Co	59		
	Ni	60		
	Cu	65		
	Zn	66		
>	Ge	72		106.267
	As	75		
	Se	82		
	Y	89		
	Cd	111		
	Mo	98		
>	Rh	103		101.633
	Ag	107		
	Sn	118		
	In	115		
	Sb	121		
	Ba	137		
>	Tb	159		107.465
	Ho	165		
	Tl	205		
	Pb	208		
>	Bi	209		111.079
	Kr	83		

QC Out of Limits

Out of Limits Message	Analyte	Mass

Integrated Analytical Laboratories, LLC.
273 Franklin Road, Randolph, NJ 07869

Method 6020

Sample ID: rinse

Analyzed Date/Time: Friday, October 28, 2011 11:15:08
Sample Type: Sample
Batch ID: 434
Dataset File: C:\Elandata\DataSet\PG434\rinse.154
ICP-MS S/N AH12420705
Initial Sample Quantity (mg): 1000
Sample Prep Volume (mL): 1
Aliquot Volume (mL): 1
Diluted To Volume (mL): 1
Autosampler Position: 10
Analyst: ROB

Concentration Results

	Analyte	Mass	Conc. Mean	Units	Conc. RSD	Meas. Intens. Mean	Meas. Intens. RSD
⌈>	Li	6		ppb		174366.546	3.366
|	Be	9	0.012	ppb	39.860	14.333	17.558
⌊	B	11	0.062	ppb	66.938	490.347	6.902
⌈	Na	23	0.036	ppm	4.086	285744.218	1.838
|	Mg	24	0.002	ppm	4.036	11016.676	3.184
|	Al	27	3.438	ppb	5.301	26966.643	3.840
|	K	39	0.021	ppm	6.620	533141.385	0.758
|	Ca	44	0.060	ppm	2.636	37387.056	0.676
|	Sc	45		ppb		793138.811	0.872
|	Ti	47	0.211	ppb	17.972	365.341	6.392
|	V	51	0.010	ppb	193.020	1740.696	11.530
|	Cr	52	0.180	ppb	30.603	27214.704	3.320
|	Fe	54	0.004	ppm	29.191	48025.105	0.995
|	Mn	55	11.036	ppb	5.361	161857.493	3.763
|	Co	59	0.019	ppb	20.543	501.347	9.578
|	Ni	60	0.055	ppb	133.745	2933.140	4.735
|	Cu	65	-0.111	ppb	11.864	697.693	3.181
|	Zn	66	3.893	ppb	2.871	7408.018	1.452
|>	Ge	72		ppb		187478.501	1.820
|	As	75	0.001	ppb	1996.658	360.044	15.631
|	Se	82	-0.121	ppb	89.675	156.335	16.199
|	Y	89		ppb		1783156.065	0.571
⌊	Cd	111	0.020	ppb	36.325	70.667	31.653
⌈	Mo	98	0.263	ppb	11.694	1779.665	12.636
|>	Rh	103		ppb		1559816.218	2.751
|	Ag	107	0.886	ppb	20.939	4023.583	21.036
|	Sn	118	0.122	ppb	8.701	3842.479	0.680
⌊	In	115		ppb		2639929.203	2.519
⌈	Sb	121	0.060	ppb	26.844	692.361	24.099
|	Ba	137	0.026	ppb	14.507	266.337	7.698
|>	Tb	159		ppb		3300156.355	1.091
⌊	Ho	165		ppb		3435367.358	1.092
⌈	Tl	205	4.656	ppb	44.894	165838.757	45.750
|	Pb	208	0.023	ppb	24.652	2011.421	13.361
⌊>	Bi	209		ppb		2424076.439	1.834
	Kr	83		ppb		131.668	2.441

Integrated Analytical Laboratories, LLC.
273 Franklin Road, Randolph, NJ 07869

QC Calculated Values

	Analyte	Mass	QC Std % Recovery	Int Std % Recovery
>	Li	6		113.534
	Be	9		
	B	11		
	Na	23		
	Mg	24		
	Al	27		
	K	39		
	Ca	44		
	Sc	45		
	Ti	47		
	V	51		
	Cr	52		
	Fe	54		
	Mn	55		
	Co	59		
	Ni	60		
	Cu	65		
	Zn	66		
>	Ge	72		103.106
	As	75		
	Se	82		
	Y	89		
	Cd	111		
	Mo	98		
>	Rh	103		102.353
	Ag	107		
	Sn	118		
	In	115		
	Sb	121		
	Ba	137		
>	Tb	159		104.701
	Ho	165		
	Tl	205		
	Pb	208		
>	Bi	209		106.695
	Kr	83		

QC Out of Limits

Out of Limits Message	Analyte	Mass

Integrated Analytical Laboratories, LLC.
273 Franklin Road, Randolph, NJ 07869

Method 6020

Sample ID: CCV

Analyzed Date/Time: Friday, October 28, 2011 11:20:02
Sample Type: Sample
Batch ID:
Dataset File: C:\Elandata\DataSet\PG434\CCV.155
ICP-MS S/N AH12420705
Initial Sample Quantity (mg):
Sample Prep Volume (mL):
Aliquot Volume (mL):
Diluted To Volume (mL):
Autosampler Position: 6

Concentration Results

	Analyte	Mass	Conc. Mean	Units	Conc. RSD	Meas. Intens. Mean	Meas. Intens. RSD
>	Li	6		ppb		175147.696	1.487
	Be	9	48.348	ppb	1.958	30727.197	2.551
	B	11	47.717	ppb	1.375	41320.027	0.632
	Na	23	0.517	ppm	3.555	3565446.198	2.014
	Mg	24	0.520	ppm	2.906	2407648.593	2.072
	Al	27	51.474	ppb	3.403	342191.482	2.961
	K	39	0.502	ppm	5.891	5099257.899	4.087
	Ca	44	0.476	ppm	1.193	164331.609	1.797
	Sc	45		ppb		774831.059	3.615
	Ti	47	210.548	ppb	2.236	161183.731	0.682
	V	51	49.425	ppb	5.903	500825.238	4.470
	Cr	52	48.474	ppb	1.700	446864.576	0.881
	Fe	54	0.475	ppm	5.742	387403.900	3.463
	Mn	55	51.413	ppb	3.751	740159.322	2.590
	Co	59	49.396	ppb	0.551	532766.238	1.494
	Ni	60	49.824	ppb	3.433	116126.517	2.006
	Cu	65	50.415	ppb	2.914	129472.223	1.333
	Zn	66	50.927	ppb	2.212	82812.170	1.118
>	Ge	72		ppb		189447.258	1.574
	As	75	51.944	ppb	1.378	92940.431	1.577
	Se	82	48.270	ppb	2.062	10694.623	2.736
	Y	89		ppb		1777955.845	0.547
	Cd	111	48.511	ppb	2.124	155526.316	1.650
	Mo	98	46.504	ppb	3.374	281619.017	2.102
>	Rh	103		ppb		1538527.243	1.429
	Ag	107	9.944	ppb	7.646	40838.391	8.571
	Sn	118	46.167	ppb	1.077	465559.077	0.718
	In	115		ppb		2604590.487	1.551
	Sb	121	51.245	ppb	4.382	520837.655	2.307
	Ba	137	49.615	ppb	3.262	233335.571	1.340
>	Tb	159		ppb		3374941.081	2.148
	Ho	165		ppb		3508162.490	1.458
	Tl	205	46.871	ppb	2.715	1705600.824	1.920
	Pb	208	47.977	ppb	1.419	2270628.178	0.745
>	Bi	209		ppb		2480528.941	0.830
	Kr	83		ppb		167.335	8.114

Integrated Analytical Laboratories, LLC.
273 Franklin Road, Randolph, NJ 07869

QC Calculated Values

	Analyte	Mass	QC Std % Recovery	Int Std % Recovery
>	Li	6		114.043
	Be	9	96.697	
	B	11	95.435	
	Na	23	103.310	
	Mg	24	103.921	
	Al	27	102.949	
	K	39	100.406	
	Ca	44	95.120	
	Sc	45		
	Ti	47	105.274	
	V	51	98.850	
	Cr	52	96.947	
	Fe	54	95.089	
	Mn	55	102.826	
	Co	59	98.793	
	Ni	60	99.648	
	Cu	65	100.829	
	Zn	66	101.854	
>	Ge	72		104.189
	As	75	103.887	
	Se	82	96.540	
	Y	89		
	Cd	111	97.023	
	Mo	98	93.007	
>	Rh	103		100.956
	Ag	107	99.436	
	Sn	118	92.333	
	In	115		
	Sb	121	102.490	
	Ba	137	99.230	
>	Tb	159		107.074
	Ho	165		
	Tl	205	93.743	
	Pb	208	95.954	
>	Bi	209		109.180
	Kr	83		

QC Out of Limits

Out of Limits Message	Analyte	Mass

Integrated Analytical Laboratories, LLC.
273 Franklin Road, Randolph, NJ 07869

Method 6020

Sample ID: CCB

Analyzed Date/Time: Friday, October 28, 2011 11:25:34
Sample Type: Sample
Batch ID:
Dataset File: C:\Elandata\DataSet\PG434\CCB.156
ICP-MS S/N AH12420705
Initial Sample Quantity (mg):
Sample Prep Volume (mL):
Aliquot Volume (mL):
Diluted To Volume (mL):
Autosampler Position: 7

Concentration Results

	Analyte	Mass	Conc. Mean	Units	Conc. RSD	Meas. Intens. Mean	Meas. Intens. RSD
⌈>	Li	6		ppb		173102.717	1.401
|	Be	9	0.006	ppb	112.578	10.333	39.111
⌊	B	11	0.314	ppb	27.204	700.694	10.984
⌈	Na	23	0.001	ppm	15.787	51670.770	1.011
|	Mg	24	0.000	ppm	4.142	3673.409	3.327
|	Al	27	0.634	ppb	5.403	8797.928	4.567
|	K	39	0.002	ppm	40.513	355147.935	0.234
|	Ca	44	-0.012	ppm	6.146	15936.625	1.461
|	Sc	45		ppb		769575.220	2.806
|	Ti	47	0.288	ppb	21.512	425.010	10.754
|	V	51	0.009	ppb	633.825	1737.517	32.806
|	Cr	52	0.150	ppb	54.788	27015.097	2.483
|	Fe	54	0.001	ppm	219.372	45972.643	1.504
|	Mn	55	0.031	ppb	45.475	6390.246	1.621
|	Co	59	0.012	ppb	19.004	420.343	7.457
|	Ni	60	0.036	ppb	114.708	2898.462	3.856
|	Cu	65	-0.146	ppb	5.915	610.354	4.684
|	Zn	66	-0.102	ppb	4.825	1078.397	1.438
|>	Ge	72		ppb		187947.542	2.158
|	As	75	-0.033	ppb	61.421	300.242	13.894
|	Se	82	-0.145	ppb	20.042	151.335	5.697
|	Y	89		ppb		1788649.716	2.502
⌊	Cd	111	0.008	ppb	13.800	33.333	12.490
⌈	Mo	98	0.202	ppb	16.315	1385.669	14.493
|>	Rh	103		ppb		1541999.083	0.488
|	Ag	107	0.007	ppb	1442.658	380.786	102.038
|	Sn	118	0.458	ppb	28.785	7177.897	18.472
⌊	In	115		ppb		2599163.346	0.588
⌈	Sb	121	0.041	ppb	30.608	499.348	23.233
|	Ba	137	0.015	ppb	40.457	213.669	11.852
|>	Tb	159		ppb		3314938.238	1.665
⌊	Ho	165		ppb		3423319.288	2.055
⌈	Tl	205	0.021	ppb	791.448	866.307	667.784
|	Pb	208	0.013	ppb	15.686	1551.053	8.674
⌊>	Bi	209		ppb		2402751.087	2.595
	Kr	83		ppb		158.668	7.598

Integrated Analytical Laboratories, LLC.
273 Franklin Road, Randolph, NJ 07869

QC Calculated Values

	Analyte	Mass	QC Std % Recovery	Int Std % Recovery
>	Li	6		112.711
	Be	9		
	B	11		
	Na	23		
	Mg	24		
	Al	27		
	K	39		
	Ca	44		
	Sc	45		
	Ti	47		
	V	51		
	Cr	52		
	Fe	54		
	Mn	55		
	Co	59		
	Ni	60		
	Cu	65		
	Zn	66		
>	Ge	72		103.364
	As	75		
	Se	82		
	Y	89		
	Cd	111		
	Mo	98		
>	Rh	103		101.184
	Ag	107		
	Sn	118		
	In	115		
	Sb	121		
	Ba	137		
>	Tb	159		105.170
	Ho	165		
	Tl	205		
	Pb	208		
>	Bi	209		105.757
	Kr	83		

QC Out of Limits

Out of Limits Message	Analyte	Mass

Integrated Analytical Laboratories, LLC.
273 Franklin Road, Randolph, NJ 07869

Method 6020

Sample ID: BMS

Analyzed Date/Time: Friday, October 28, 2011 11:31:06
Sample Type: Sample
Batch ID: 434
Dataset File: C:\Elandata\DataSet\PG434\BMS.157
ICP-MS S/N AH12420705
Initial Sample Quantity (mg): 2500
Sample Prep Volume (mL): 50
Aliquot Volume (mL): 2
Diluted To Volume (mL): 100
Autosampler Position: 16
Analyst: ROB

Concentration Results

	Analyte	Mass	Conc. Mean	Units	Conc. RSD	Meas. Intens. Mean	Meas. Intens. RSD
>	Li	6		ppb		173471.044	2.394
	Be	9	-3.874	ppb	48.496	4.333	26.647
	B	11	-135.812	ppb	9.827	320.006	4.408
	Na	23	2.643	ppm	12.111	62924.464	2.764
	Mg	24	0.191	ppm	17.760	2677.062	6.932
	Al	27	368.208	ppb	16.836	7246.563	6.826
	K	39	1.006	ppm	50.834	352989.724	1.850
	Ca	44	-17.128	ppm	5.053	14636.441	1.203
	Sc	45		ppb		792968.324	3.464
	Ti	47	53.614	ppb	58.395	253.004	8.615
	V	51	-17.378	ppb	242.203	1505.240	27.525
	Cr	52	-642.497	ppb	13.523	20683.513	2.544
	Fe	54	-15.842	ppm	2.675	34856.149	2.008
	Mn	55	116.743	ppb	16.135	7799.012	2.407
	Co	59	1.727	ppb	51.426	323.339	4.176
	Ni	60	-38.458	ppb	99.658	2798.431	3.932
	Cu	65	-76.648	ppb	14.225	805.036	3.150
	Zn	66	-343.587	ppb	5.476	711.695	3.248
>	Ge	72		ppb		192587.750	1.165
	As	75	-49.804	ppb	37.318	276.778	13.133
	Se	82	-206.791	ppb	7.235	141.334	2.043
	Y	89		ppb		1795893.501	1.616
	Cd	111	3.424	ppb	42.577	19.667	25.082
	Mo	98	81.631	ppb	10.259	662.992	6.193
>	Rh	103		ppb		1557702.254	1.689
	Ag	107	-0.035	ppb	40672.049	356.781	15.307
	Sn	118	37.972	ppb	61.039	2983.492	7.960
	In	115		ppb		2636754.055	0.857
	Sb	121	11.880	ppb	4.146	216.003	3.956
	Ba	137	14.561	ppb	16.567	215.336	5.115
>	Tb	159		ppb		3361550.195	1.739
	Ho	165		ppb		3469566.896	1.066
	Tl	205	51.714	ppb	5.622	1910.201	2.914
	Pb	208	1.873	ppb	17.927	1039.023	1.262
>	Bi	209		ppb		2453993.272	2.571
	Kr	83		ppb		157.335	3.884

E11-10485 0066

Integrated Analytical Laboratories, LLC.
273 Franklin Road, Randolph, NJ 07869

QC Calculated Values

	Analyte	Mass	QC Std % Recovery	Int Std % Recovery
>	Li	6		112.951
	Be	9		
	B	11		
	Na	23		
	Mg	24		
	Al	27		
	K	39		
	Ca	44		
	Sc	45		
	Ti	47		
	V	51		
	Cr	52		
	Fe	54		
	Mn	55		
	Co	59		
	Ni	60		
	Cu	65		
	Zn	66		
>	Ge	72		105.916
	As	75		
	Se	82		
	Y	89		
	Cd	111		
	Mo	98		
>	Rh	103		102.214
	Ag	107		
	Sn	118		
	In	115		
	Sb	121		
	Ba	137		
>	Tb	159		106.649
	Ho	165		
	Tl	205		
	Pb	208		
>	Bi	209		108.012
	Kr	83		

QC Out of Limits

Out of Limits Message	Analyte	Mass

Integrated Analytical Laboratories, LLC.
273 Franklin Road, Randolph, NJ 07869

Method 6020

Sample ID: 10543-001

Analyzed Date/Time: Friday, October 28, 2011 11:35:58
Sample Type: Sample
Batch ID: 434
Dataset File: C:\Elandata\DataSet\PG434\10543-001.158
ICP-MS S/N AH12420705
Initial Sample Quantity (mg): 2500
Sample Prep Volume (mL): 50
Aliquot Volume (mL): 2
Diluted To Volume (mL): 110
Autosampler Position: 18
Analyst: ROB

Concentration Results

	Analyte	Mass	Conc. Mean	Units	Conc. RSD	Meas. Intens. Mean	Meas. Intens. RSD
>	Li	6		ppb		177755.494	2.074
	Be	9	412.569	ppb	29.673	248.802	28.672
	B	11	5367.692	ppb	4.118	4687.208	2.106
	Na	23	73.914	ppm	3.818	519415.695	0.708
	Mg	24	1980.772	ppm	4.346	8630499.236	3.811
	Al	27	8413254.707	ppb	5.225	51878251.783	3.446
	K	39	1085.431	ppm	4.803	10034167.873	2.274
	Ca	44	821.790	ppm	6.196	255320.535	2.747
	Sc	45		ppb		827250.210	2.136
	Ti	47	58095.896	ppb	4.914	42014.701	5.150
	V	51	12239.044	ppb	5.298	117979.567	2.426
	Cr	52	9136.051	ppb	3.689	101454.990	0.509
	Fe	54	11205.676	ppm	4.820	7624259.200	2.471
	Mn	55	279950.407	ppb	3.424	3766753.259	1.129
	Co	59	6130.814	ppb	2.374	62507.753	4.271
	Ni	60	10517.936	ppb	3.388	25441.230	2.396
	Cu	65	2228.678	ppb	4.502	6364.088	1.398
	Zn	66	19064.602	ppb	3.481	30013.802	1.264
>	Ge	72		ppb		196101.779	3.054
	As	75	708.322	ppb	5.760	1562.923	7.429
	Se	82	79.844	ppb	135.920	207.336	13.848
	Y	89		ppb		2050750.438	4.567
	Cd	111	31.125	ppb	11.543	102.334	7.899
	Mo	98	152.812	ppb	1.861	996.251	1.639
>	Rh	103		ppb		1529475.765	1.533
	Ag	107	136.844	ppb	7.604	854.040	3.949
	Sn	118	-74.452	ppb	21.874	1875.527	7.431
	In	115		ppb		2711290.897	0.403
	Sb	121	14.630	ppb	9.563	242.003	5.466
	Ba	137	37393.532	ppb	2.142	167428.317	1.667
>	Tb	159		ppb		3532130.480	0.657
	Ho	165		ppb		3671569.791	2.959
	Tl	205	120.075	ppb	6.007	4065.243	4.084
	Pb	208	5865.252	ppb	2.706	255975.351	0.713
>	Bi	209		ppb		2508690.525	2.787
	Kr	83		ppb		170.002	4.815

Integrated Analytical Laboratories, LLC.
273 Franklin Road, Randolph, NJ 07869

QC Calculated Values

	Analyte	Mass	QC Std % Recovery	Int Std % Recovery
>	Li	6		115.741
	Be	9		
	B	11		
	Na	23		
	Mg	24		
	Al	27		
	K	39		
	Ca	44		
	Sc	45		
	Ti	47		
	V	51		
	Cr	52		
	Fe	54		
	Mn	55		
	Co	59		
	Ni	60		
	Cu	65		
	Zn	66		
>	Ge	72		107.848
	As	75		
	Se	82		
	Y	89		
	Cd	111		
	Mo	98		
>	Rh	103		100.362
	Ag	107		
	Sn	118		
	In	115		
	Sb	121		
	Ba	137		
>	Tb	159		112.061
	Ho	165		
	Tl	205		
	Pb	208		
>	Bi	209		110.420
	Kr	83		

QC Out of Limits

Out of Limits Message	Analyte	Mass

Integrated Analytical Laboratories, LLC.
273 Franklin Road, Randolph, NJ 07869

Method 6020

Sample ID: 10543-001R

Analyzed Date/Time: Friday, October 28, 2011 11:40:49
Sample Type: Sample
Batch ID: 434
Dataset File: C:\Elandata\DataSet\PG434\10543-001R.159
ICP-MS S/N AH12420705
Initial Sample Quantity (mg): 2500
Sample Prep Volume (mL): 50
Aliquot Volume (mL): 2
Diluted To Volume (mL): 110
Autosampler Position: 19
Analyst: ROB

Concentration Results

	Analyte	Mass	Conc. Mean	Units	Conc. RSD	Meas. Intens. Mean	Meas. Intens. RSD
⌈>	Li	6		ppb		180467.795	1.040
|	Be	9	434.034	ppb	2.249	265.337	1.324
⌊	B	11	4395.872	ppb	5.381	3979.872	4.024
⌈	Na	23	62.103	ppm	3.415	443526.181	1.919
|	Mg	24	1643.920	ppm	0.357	7161006.191	1.826
|	Al	27	6966033.155	ppb	4.318	42942053.193	3.193
|	K	39	926.015	ppm	3.810	8609677.335	2.431
|	Ca	44	817.538	ppm	1.140	254207.316	1.893
|	Sc	45		ppb		832812.214	1.591
|	Ti	47	47160.071	ppb	2.311	34119.578	0.924
|	V	51	10087.739	ppb	4.767	97524.698	3.197
|	Cr	52	7494.065	ppb	1.596	88014.690	0.711
|	Fe	54	9517.491	ppm	4.270	6480946.790	2.932
|	Mn	55	229656.803	ppb	3.166	3090200.476	2.485
|	Co	59	5113.680	ppb	0.300	52144.150	1.786
|	Ni	60	8786.705	ppb	5.138	21720.600	3.055
|	Cu	65	2255.442	ppb	5.615	6424.938	3.209
|	Zn	66	15837.471	ppb	1.509	25150.088	2.425
|>	Ge	72		ppb		195951.972	1.511
|	As	75	599.711	ppb	11.534	1377.832	7.913
|	Se	82	109.760	ppb	78.882	213.003	9.495
|	Y	89		ppb		2002932.349	1.176
⌊	Cd	111	27.016	ppb	19.336	90.000	16.814
⌈	Mo	98	128.474	ppb	5.253	866.197	6.106
|>	Rh	103		ppb		1534098.043	2.033
|	Ag	107	104.287	ppb	12.659	737.363	8.557
|	Sn	118	-113.040	ppb	0.650	1530.796	1.606
⌊	In	115		ppb		2731101.719	1.747
⌈	Sb	121	9.071	ppb	25.410	188.335	11.167
|	Ba	137	30698.385	ppb	4.101	137583.477	1.672
|>	Tb	159		ppb		3536995.576	2.585
⌊	Ho	165		ppb		3650664.558	1.600
⌈	Tl	205	88.953	ppb	4.007	3068.518	3.574
|	Pb	208	4819.307	ppb	1.600	213470.527	1.523
⌊>	Bi	209		ppb		2542886.470	0.406
	Kr	83		ppb		171.335	1.215

Integrated Analytical Laboratories, LLC.
273 Franklin Road, Randolph, NJ 07869

QC Calculated Values

	Analyte	Mass	QC Std % Recovery	Int Std % Recovery
>	Li	6		117.507
	Be	9		
	B	11		
	Na	23		
	Mg	24		
	Al	27		
	K	39		
	Ca	44		
	Sc	45		
	Ti	47		
	V	51		
	Cr	52		
	Fe	54		
	Mn	55		
	Co	59		
	Ni	60		
	Cu	65		
	Zn	66		
>	Ge	72		107.766
	As	75		
	Se	82		
	Y	89		
	Cd	111		
	Mo	98		
>	Rh	103		100.665
	Ag	107		
	Sn	118		
	In	115		
	Sb	121		
	Ba	137		
>	Tb	159		112.215
	Ho	165		
	Tl	205		
	Pb	208		
>	Bi	209		111.925
	Kr	83		

QC Out of Limits

Out of Limits Message	Analyte	Mass

Integrated Analytical Laboratories, LLC.
273 Franklin Road, Randolph, NJ 07869

Method 6020

Sample ID: 10543-001SD

Analyzed Date/Time: Friday, October 28, 2011 11:45:41
Sample Type: Sample
Batch ID: 434
Dataset File: C:\Elandata\DataSet\PG434\10543-001SD.160
ICP-MS S/N AH12420705
Initial Sample Quantity (mg): 2500
Sample Prep Volume (mL): 50
Aliquot Volume (mL): 2
Diluted To Volume (mL): 550
Autosampler Position: 20
Analyst: ROB

Concentration Results

	Analyte	Mass	Conc. Mean	Units	Conc. RSD	Meas. Intens. Mean	Meas. Intens. RSD
⌈>	Li	6		ppb		176937.719	40.876
|	Be	9	-6.147	ppb	491.755	5.333	47.186
⌊	B	11	-2129.778	ppb	10.180	99.667	14.095
⌈	Na	23	-26.770	ppm	11.426	10894.191	1.487
|	Mg	24	1.058	ppm	146.852	2606.044	12.579
|	Al	27	7546.476	ppb	72.414	13593.567	10.754
|	K	39	-74.448	ppm	62.345	211871.169	1.500
|	Ca	44	-192.869	ppm	30.890	9081.534	0.682
|	Sc	45		ppb		1402566.084	19.775
|	Ti	47	-569.393	ppb	76.547	128.001	9.472
|	V	51	55.396	ppb	744.090	1765.504	5.772
|	Cr	52	-12420.248	ppb	12.032	6411.594	2.087
|	Fe	54	11753.998	ppm	38.502	1605663.235	1.277
|	Mn	55	-598.066	ppb	136.048	4429.757	12.554
|	Co	59	-111.094	ppb	17.742	81.000	10.105
|	Ni	60	-6331.019	ppb	2.580	229.003	10.232
|	Cu	65	-1880.777	ppb	2.271	122.668	17.529
|	Zn	66	-3393.923	ppb	4.729	277.671	16.732
|>	Ge	72		ppb		208133.806	30.753
|	As	75	710.287	ppb	100.086	597.439	4.486
|	Se	82	23091.605	ppb	44.805	1114.402	1.718
|	Y	89		ppb		2666155.594	8.531
⌊	Cd	111	-4.253	ppb	103.716	6.000	33.333
⌈	Mo	98	-62.645	ppb	29.862	104.046	11.972
|>	Rh	103		ppb		1802601.138	28.085
|	Ag	107	-379.162	ppb	2.015	83.667	20.331
|	Sn	118	-1175.554	ppb	5.296	470.346	9.719
⌊	In	115		ppb		3900144.983	9.042
⌈	Sb	121	-41.631	ppb	10.882	16.333	12.745
|	Ba	137	-65.141	ppb	72.313	78.667	6.271
|>	Tb	159		ppb		3184345.908	32.399
⌊	Ho	165		ppb		6203663.985	19.967
⌈	Tl	205	10.436	ppb	54.856	111.667	13.679
|	Pb	208	-64.064	ppb	20.002	387.337	9.096
⌊>	Bi	209		ppb		2435190.712	23.618
	Kr	83		ppb		1105.734	1.703

Integrated Analytical Laboratories, LLC.
273 Franklin Road, Randolph, NJ 07869

QC Calculated Values

	Analyte	Mass	QC Std % Recovery	Int Std % Recovery
>	Li	6		115.208
	Be	9		
	B	11		
	Na	23		
	Mg	24		
	Al	27		
	K	39		
	Ca	44		
	Sc	45		
	Ti	47		
	V	51		
	Cr	52		
	Fe	54		
	Mn	55		
	Co	59		
	Ni	60		
	Cu	65		
	Zn	66		
>	Ge	72		114.465
	As	75		
	Se	82		
	Y	89		
	Cd	111		
	Mo	98		
>	Rh	103		118.284
	Ag	107		
	Sn	118		
	In	115		
	Sb	121		
	Ba	137		
>	Tb	159		101.027
	Ho	165		
	Tl	205		
	Pb	208		
>	Bi	209		107.185
	Kr	83		

QC Out of Limits

Out of Limits Message	Analyte	Mass

Integrated Analytical Laboratories, LLC.
273 Franklin Road, Randolph, NJ 07869

Method 6020

Sample ID: BSS

Analyzed Date/Time: Friday, October 28, 2011 11:50:33
Sample Type: Sample
Batch ID: 434
Dataset File: C:\Elandata\DataSet\PG434\BSS.161
ICP-MS S/N AH12420705
Initial Sample Quantity (mg): 2500
Sample Prep Volume (mL): 50
Aliquot Volume (mL): 2
Diluted To Volume (mL): 100
Autosampler Position: 17
Analyst: ROB

Concentration Results

	Analyte	Mass	Conc. Mean	Units	Conc. RSD	Meas. Intens. Mean	Meas. Intens. RSD
>	Li	6		ppb		161324.350	2.398
	Be	9	39256.017	ppb	4.441	22964.646	2.271
	B	11	-173.351	ppb	20.420	267.671	9.123
	Na	23	190.775	ppm	2.506	1294309.430	2.746
	Mg	24	188.052	ppm	1.901	839755.219	1.774
	Al	27	192826.229	ppb	1.956	1221239.390	1.580
	K	39	189.064	ppm	2.423	2051597.847	2.371
	Ca	44	169.740	ppm	1.414	68576.375	1.343
	Sc	45		ppb		744713.084	2.444
	Ti	47	37956.514	ppb	3.169	28130.814	2.887
	V	51	37866.790	ppb	2.559	369842.053	2.874
	Cr	52	37303.693	ppb	3.756	336748.607	3.810
	Fe	54	177.212	ppm	5.801	166601.111	4.334
	Mn	55	37339.878	ppb	3.612	519069.793	3.823
	Co	59	37594.371	ppb	0.889	390271.626	1.266
	Ni	60	39039.539	ppb	1.091	88180.649	1.236
	Cu	65	38946.890	ppb	2.753	96501.467	3.064
	Zn	66	38810.700	ppb	2.722	61031.968	2.943
>	Ge	72		ppb		182304.458	0.383
	As	75	37640.831	ppb	3.770	64907.110	3.633
	Se	82	36442.953	ppb	2.510	7813.358	2.758
	Y	89		ppb		1690824.985	2.929
	Cd	111	38014.462	ppb	2.284	117303.641	2.663
	Mo	98	36377.962	ppb	2.246	211863.322	0.988
>	Rh	103		ppb		1479454.650	2.538
	Ag	107	40991.450	ppb	1.425	160712.263	1.144
	Sn	118	-64.748	ppb	21.496	1843.521	8.346
	In	115		ppb		2537711.469	1.063
	Sb	121	40245.749	ppb	1.070	391653.953	1.317
	Ba	137	39241.672	ppb	2.357	176675.284	1.801
>	Tb	159		ppb		3229254.781	0.733
	Ho	165		ppb		3369539.496	1.851
	Tl	205	37879.922	ppb	1.571	1332052.090	1.660
	Pb	208	36984.111	ppb	2.831	1691149.862	0.971
>	Bi	209		ppb		2397497.388	3.109
	Kr	83		ppb		149.668	9.736

Integrated Analytical Laboratories, LLC.
273 Franklin Road, Randolph, NJ 07869

QC Calculated Values

	Analyte	Mass	QC Std % Recovery	Int Std % Recovery
>	Li	6		105.042
	Be	9		
	B	11		
	Na	23		
	Mg	24		
	Al	27		
	K	39		
	Ca	44		
	Sc	45		
	Ti	47		
	V	51		
	Cr	52		
	Fe	54		
	Mn	55		
	Co	59		
	Ni	60		
	Cu	65		
	Zn	66		
>	Ge	72		100.260
	As	75		
	Se	82		
	Y	89		
	Cd	111		
	Mo	98		
>	Rh	103		97.080
	Ag	107		
	Sn	118		
	In	115		
	Sb	121		
	Ba	137		
>	Tb	159		102.452
	Ho	165		
	Tl	205		
	Pb	208		
>	Bi	209		105.525
	Kr	83		

QC Out of Limits

Out of Limits Message	Analyte	Mass

Integrated Analytical Laboratories, LLC.
273 Franklin Road, Randolph, NJ 07869

Method 6020

Sample ID: 10543-001RS

Analyzed Date/Time: Friday, October 28, 2011 11:55:25
Sample Type: Sample
Batch ID: 434
Dataset File: C:\Elandata\DataSet\PG434\10543-001RS.162
ICP-MS S/N AH12420705
Initial Sample Quantity (mg): 2500
Sample Prep Volume (mL): 50
Aliquot Volume (mL): 2
Diluted To Volume (mL): 110
Autosampler Position: 21
Analyst: ROB

Concentration Results

	Analyte	Mass	Conc. Mean	Units	Conc. RSD	Meas. Intens. Mean	Meas. Intens. RSD
>	Li	6		ppb		161850.656	3.173
	Be	9	43432.475	ppb	3.526	23172.497	0.926
	B	11	4262.077	ppb	5.385	3470.663	2.076
	Na	23	276.998	ppm	5.644	1671438.190	4.025
	Mg	24	1851.384	ppm	2.611	7402995.689	2.899
	Al	27	7072665.618	ppb	1.673	40032264.769	0.144
	K	39	1096.224	ppm	4.299	9297518.849	3.012
	Ca	44	1003.632	ppm	4.221	282159.915	2.924
	Sc	45		ppb		742978.451	0.906
	Ti	47	87682.670	ppb	2.553	58077.010	2.691
	V	51	50958.142	ppb	4.670	445883.754	3.268
	Cr	52	49453.401	ppb	2.879	395298.980	1.841
	Fe	54	9467.376	ppm	2.475	5919318.218	0.952
	Mn	55	270133.335	ppb	4.529	3335027.047	3.054
	Co	59	46044.252	ppb	1.856	428704.725	1.892
	Ni	60	51599.085	ppb	0.720	104000.220	1.175
	Cu	65	44497.129	ppb	4.356	98822.225	3.111
	Zn	66	57674.292	ppb	2.714	80919.610	1.682
>	Ge	72		ppb		179888.296	1.551
	As	75	41869.889	ppb	2.962	64750.512	2.130
	Se	82	39626.405	ppb	1.307	7622.528	1.704
	Y	89		ppb		1838080.128	1.110
	Cd	111	41380.317	ppb	2.661	114513.888	1.860
	Mo	98	41778.606	ppb	4.022	210123.453	2.403
>	Rh	103		ppb		1405581.336	1.774
	Ag	107	44471.110	ppb	5.578	150594.453	5.235
	Sn	118	-32.402	ppb	24.328	2074.570	4.018
	In	115		ppb		2520914.511	2.456
	Sb	121	42291.308	ppb	2.454	383858.697	1.501
	Ba	137	71486.782	ppb	0.887	300182.636	1.872
>	Tb	159		ppb		3313581.448	0.998
	Ho	165		ppb		3384970.797	0.978
	Tl	205	41325.494	ppb	2.803	1293451.006	1.160
	Pb	208	45554.509	ppb	3.012	1854299.715	1.073
>	Bi	209		ppb		2347369.088	1.915
	Kr	83		ppb		172.002	3.537

Integrated Analytical Laboratories, LLC.
273 Franklin Road, Randolph, NJ 07869

QC Calculated Values

	Analyte	Mass	QC Std % Recovery	Int Std % Recovery
>	Li	6		105.385
	Be	9		
	B	11		
	Na	23		
	Mg	24		
	Al	27		
	K	39		
	Ca	44		
	Sc	45		
	Ti	47		
	V	51		
	Cr	52		
	Fe	54		
	Mn	55		
	Co	59		
	Ni	60		
	Cu	65		
	Zn	66		
>	Ge	72		98.931
	As	75		
	Se	82		
	Y	89		
	Cd	111		
	Mo	98		
>	Rh	103		92.232
	Ag	107		
	Sn	118		
	In	115		
	Sb	121		
	Ba	137		
>	Tb	159		105.127
	Ho	165		
	Tl	205		
	Pb	208		
>	Bi	209		103.319
	Kr	83		

QC Out of Limits

Out of Limits Message	Analyte	Mass

Integrated Analytical Laboratories, LLC.
273 Franklin Road, Randolph, NJ 07869

Method 6020

Sample ID: 10543-001PS

Analyzed Date/Time: Friday, October 28, 2011 12:00:17
Sample Type: Sample
Batch ID: 434
Dataset File: C:\Elandata\DataSet\PG434\10543-001PS.163
ICP-MS S/N AH12420705
Initial Sample Quantity (mg): 2500
Sample Prep Volume (mL): 50
Aliquot Volume (mL): 2
Diluted To Volume (mL): 88
Autosampler Position: 22
Analyst: ROB

Concentration Results

	Analyte	Mass	Conc. Mean	Units	Conc. RSD	Meas. Intens. Mean	Meas. Intens. RSD
⌈>	Li	6		ppb		170737.329	2.390
|	Be	9	44929.735	ppb	2.441	31618.558	0.724
⌊	B	11	5703.074	ppb	2.128	5842.879	4.087
⌈	Na	23	1030.946	ppm	1.675	8172118.495	1.886
|	Mg	24	2830.295	ppm	2.598	15151803.915	1.790
|	Al	27	8635381.229	ppb	4.748	65419570.851	2.073
|	K	39	2074.922	ppm	1.914	23103347.939	1.342
|	Ca	44	1623.080	ppm	4.839	591086.107	5.750
|	Sc	45		ppb		800981.928	1.932
|	Ti	47	60811.862	ppb	3.099	53951.288	0.592
|	V	51	56360.012	ppb	2.991	660298.148	4.600
|	Cr	52	53323.633	ppb	3.708	561534.380	1.769
|	Fe	54	12921.921	ppm	2.277	10787294.286	1.134
|	Mn	55	324992.642	ppb	3.550	5371206.656	2.604
|	Co	59	49629.645	ppb	2.930	618582.779	1.478
|	Ni	60	54980.730	ppb	4.323	147357.791	1.162
|	Cu	65	46782.067	ppb	1.722	138862.698	1.613
|	Zn	66	63402.877	ppb	3.070	118654.560	2.183
|>	Ge	72		ppb		192772.064	3.155
|	As	75	43337.865	ppb	3.964	89622.073	1.882
|	Se	82	41144.980	ppb	4.489	10538.107	2.358
|	Y	89		ppb		2074430.938	4.108
⌊	Cd	111	42422.072	ppb	4.483	157151.066	2.130
⌈	Mo	98	44907.869	ppb	3.970	292322.487	2.502
|>	Rh	103		ppb		1455969.576	3.436
|	Ag	107	45180.104	ppb	1.280	198109.409	4.601
|	Sn	118	-79.460	ppb	11.344	1569.135	2.971
⌊	In	115		ppb		2663965.662	1.660
⌈	Sb	121	44706.502	ppb	5.258	526791.111	1.952
|	Ba	137	83752.048	ppb	5.862	456358.797	2.409
|>	Tb	159		ppb		3445125.341	3.405
⌊	Ho	165		ppb		3611127.441	3.356
⌈	Tl	205	45786.996	ppb	4.176	1868261.264	3.185
|	Pb	208	50004.700	ppb	2.671	2653336.320	0.590
⌊>	Bi	209		ppb		2448771.868	3.280
	Kr	83		ppb		204.336	4.547

Integrated Analytical Laboratories, LLC.
273 Franklin Road, Randolph, NJ 07869

QC Calculated Values

	Analyte	Mass	QC Std % Recovery	Int Std % Recovery
>	Li	6		111.171
	Be	9		
	B	11		
	Na	23		
	Mg	24		
	Al	27		
	K	39		
	Ca	44		
	Sc	45		
	Ti	47		
	V	51		
	Cr	52		
	Fe	54		
	Mn	55		
	Co	59		
	Ni	60		
	Cu	65		
	Zn	66		
>	Ge	72		106.017
	As	75		
	Se	82		
	Y	89		
	Cd	111		
	Mo	98		
>	Rh	103		95.539
	Ag	107		
	Sn	118		
	In	115		
	Sb	121		
	Ba	137		
>	Tb	159		109.300
	Ho	165		
	Tl	205		
	Pb	208		
>	Bi	209		107.782
	Kr	83		

QC Out of Limits

Out of Limits Message	Analyte	Mass

Integrated Analytical Laboratories, LLC.
273 Franklin Road, Randolph, NJ 07869

Method 6020

Sample ID: rinse

Analyzed Date/Time: Friday, October 28, 2011 12:05:12
Sample Type: Sample
Batch ID: 434
Dataset File: C:\Elandata\DataSet\PG434\rinse.164
ICP-MS S/N AH12420705
Initial Sample Quantity (mg): 1000
Sample Prep Volume (mL): 1
Aliquot Volume (mL): 1
Diluted To Volume (mL): 1
Autosampler Position: 10
Analyst: ROB

Concentration Results

	Analyte	Mass	Conc. Mean	Units	Conc. RSD	Meas. Intens. Mean	Meas. Intens. RSD
⌈>	Li	6		ppb		170623.213	1.574
|	Be	9	0.014	ppb	45.390	15.333	26.357
⌊	B	11	0.071	ppb	63.258	487.346	6.635
⌈	Na	23	0.034	ppm	3.389	269433.675	1.928
|	Mg	24	0.002	ppm	5.467	10720.664	5.504
|	Al	27	5.495	ppb	13.253	40288.344	12.571
|	K	39	0.021	ppm	7.684	526139.667	1.965
|	Ca	44	0.052	ppm	5.796	34881.470	1.671
|	Sc	45		ppb		770840.004	2.018
|	Ti	47	0.070	ppb	47.761	258.670	10.158
|	V	51	0.009	ppb	279.171	1726.521	14.615
|	Cr	52	0.063	ppb	62.259	26164.937	1.419
|	Fe	54	0.007	ppm	34.624	49910.995	4.137
|	Mn	55	10.661	ppb	2.253	156410.868	1.255
|	Co	59	0.024	ppb	6.136	548.350	3.739
|	Ni	60	0.040	ppb	34.667	2896.128	0.451
|	Cu	65	-0.107	ppb	2.181	707.361	1.704
|	Zn	66	3.777	ppb	1.081	7214.862	1.099
|>	Ge	72		ppb		187218.587	0.929
|	As	75	0.002	ppb	1971.082	359.917	17.382
|	Se	82	-0.161	ppb	57.777	147.335	14.563
|	Y	89		ppb		1728351.766	1.728
⌊	Cd	111	0.018	ppb	2.475	65.667	2.326
⌈	Mo	98	0.215	ppb	23.189	1451.389	23.232
|>	Rh	103		ppb		1521698.452	2.673
|	Ag	107	0.736	ppb	12.060	3317.279	13.418
|	Sn	118	0.118	ppb	10.441	3711.091	3.404
⌊	In	115		ppb		2579492.171	1.605
⌈	Sb	121	0.087	ppb	24.437	952.385	23.215
|	Ba	137	0.041	ppb	12.144	327.673	8.088
|>	Tb	159		ppb		3261608.787	1.221
⌊	Ho	165		ppb		3398285.048	2.107
⌈	Tl	205	0.890	ppb	37.685	30820.620	38.478
|	Pb	208	0.028	ppb	19.841	2163.769	11.007
⌊>	Bi	209		ppb		2355566.299	3.168
	Kr	83		ppb		155.335	5.164

Integrated Analytical Laboratories, LLC.
273 Franklin Road, Randolph, NJ 07869

QC Calculated Values

	Analyte	Mass	QC Std % Recovery	Int Std % Recovery
>	Li	6		111.097
	Be	9		
	B	11		
	Na	23		
	Mg	24		
	Al	27		
	K	39		
	Ca	44		
	Sc	45		
	Ti	47		
	V	51		
	Cr	52		
	Fe	54		
	Mn	55		
	Co	59		
	Ni	60		
	Cu	65		
	Zn	66		
>	Ge	72		102.963
	As	75		
	Se	82		
	Y	89		
	Cd	111		
	Mo	98		
>	Rh	103		99.852
	Ag	107		
	Sn	118		
	In	115		
	Sb	121		
	Ba	137		
>	Tb	159		103.478
	Ho	165		
	Tl	205		
	Pb	208		
>	Bi	209		103.680
	Kr	83		

QC Out of Limits

Out of Limits Message	Analyte	Mass

Integrated Analytical Laboratories, LLC.
273 Franklin Road, Randolph, NJ 07869

Method 6020

Sample ID: 10485-001

Analyzed Date/Time: Friday, October 28, 2011 12:10:04
Sample Type: Sample
Batch ID: 434
Dataset File: C:\Elandata\DataSet\PG434\10485-001.165
ICP-MS S/N AH12420705
Initial Sample Quantity (mg): 2330
Sample Prep Volume (mL): 50
Aliquot Volume (mL): 2
Diluted To Volume (mL): 122
Autosampler Position: 23
Analyst: ROB

Concentration Results

	Analyte	Mass	Conc. Mean	Units	Conc. RSD	Meas. Intens. Mean	Meas. Intens. RSD
[>	Li	6		ppb		170454.405	2.349
|	Be	9	666.195	ppb	7.214	321.006	4.652
|	B	11	3284.127	ppb	5.348	2518.349	2.917
[	Na	23	145.418	ppm	1.746	794078.133	0.980
|	Mg	24	3455.078	ppm	2.841	12111383.305	1.858
|	Al	27	14597729.942	ppb	1.301	72466462.459	2.314
|	K	39	991.647	ppm	3.949	7458082.928	4.040
|	Ca	44	1950.014	ppm	4.966	468446.149	3.956
|	Sc	45		ppb		772138.813	3.405
|	Ti	47	46836.317	ppb	2.293	27315.990	2.176
|	V	51	21334.036	ppb	3.770	164790.043	2.891
|	Cr	52	13620.825	ppb	4.486	115211.777	2.579
|	Fe	54	16604.326	ppm	4.172	9084279.351	4.323
|	Mn	55	273428.214	ppb	3.624	2961689.023	2.861
|	Co	59	6977.019	ppb	4.137	57209.228	3.133
|	Ni	60	16984.819	ppb	1.222	32053.411	0.711
|	Cu	65	33194.155	ppb	5.300	65021.390	4.825
|	Zn	66	84894.552	ppb	3.491	104156.928	2.844
|>	Ge	72		ppb		187709.577	1.008
|	As	75	4737.909	ppb	4.070	6748.286	3.077
|	Se	82	608.703	ppb	6.911	282.671	1.948
|	Y	89		ppb		1898321.772	2.358
|	Cd	111	222.938	ppb	9.254	549.017	8.302
[	Mo	98	741.339	ppb	10.735	3391.567	8.493
|>	Rh	103		ppb		1455295.499	2.002
|	Ag	107	552.616	ppb	13.333	1956.212	9.160
|	Sn	118	330.319	ppb	9.467	4819.278	3.746
|	In	115		ppb		2585337.373	1.969
[	Sb	121	71.049	ppb	8.012	643.690	6.076
|	Ba	137	90041.600	ppb	3.392	321581.390	3.512
|>	Tb	159		ppb		3354133.808	1.101
|	Ho	165		ppb		3534008.151	2.068
[	Tl	205	302.555	ppb	8.105	8166.684	8.356
|	Pb	208	87639.562	ppb	2.765	3056621.616	1.589
|>	Bi	209		ppb		2393660.745	1.829
	Kr	83		ppb		157.001	6.650

Integrated Analytical Laboratories, LLC.
273 Franklin Road, Randolph, NJ 07869

QC Calculated Values

	Analyte	Mass	QC Std % Recovery	Int Std % Recovery
>	Li	6		110.987
	Be	9		
	B	11		
	Na	23		
	Mg	24		
	Al	27		
	K	39		
	Ca	44		
	Sc	45		
	Ti	47		
	V	51		
	Cr	52		
	Fe	54		
	Mn	55		
	Co	59		
	Ni	60		
	Cu	65		
	Zn	66		
>	Ge	72		103.233
	As	75		
	Se	82		
	Y	89		
	Cd	111		
	Mo	98		
>	Rh	103		95.494
	Ag	107		
	Sn	118		
	In	115		
	Sb	121		
	Ba	137		
>	Tb	159		106.414
	Ho	165		
	Tl	205		
	Pb	208		
>	Bi	209		105.357
	Kr	83		

QC Out of Limits

Out of Limits Message	Analyte	Mass
>LRS Al	Al	27

Integrated Analytical Laboratories, LLC.
273 Franklin Road, Randolph, NJ 07869

Method 6020

Sample ID: 10485-002

Analyzed Date/Time: Friday, October 28, 2011 12:14:54
Sample Type: Sample
Batch ID: 434
Dataset File: C:\Elandata\DataSet\PG434\10485-002.166
ICP-MS S/N AH12420705
Initial Sample Quantity (mg): 2380
Sample Prep Volume (mL): 50
Aliquot Volume (mL): 2
Diluted To Volume (mL): 124
Autosampler Position: 24
Analyst: ROB

Concentration Results

	Analyte	Mass	Conc. Mean	Units	Conc. RSD	Meas. Intens. Mean	Meas. Intens. RSD
>	Li	6		ppb		170500.751	3.199
	Be	9	734.005	ppb	4.399	355.007	3.321
	B	11	1927.243	ppb	5.646	1660.485	1.137
	Na	23	120.803	ppm	3.530	671206.299	2.753
	Mg	24	4284.260	ppm	2.935	15118022.531	2.323
	Al	27	20643464.165	ppb	1.842	103152330.393	2.357
	K	39	913.852	ppm	1.267	6942918.356	1.295
	Ca	44	1609.752	ppm	3.021	392642.780	2.282
	Sc	45		ppb		768771.695	0.650
	Ti	47	38466.121	ppb	10.871	22612.955	10.323
	V	51	23385.196	ppb	2.823	181682.382	2.213
	Cr	52	16689.515	ppb	5.940	136150.111	4.180
	Fe	54	21879.339	ppm	2.665	12035138.741	2.978
	Mn	55	1625566.070	ppb	2.045	17697311.334	1.814
	Co	59	8237.972	ppb	1.431	67955.049	0.790
	Ni	60	18143.298	ppb	2.102	34263.474	2.493
	Cu	65	15572.745	ppb	1.178	31227.878	0.747
	Zn	66	74047.306	ppb	2.872	91606.714	2.193
>	Ge	72		ppb		188015.393	0.654
	As	75	3270.204	ppb	0.472	4799.453	1.072
	Se	82	384.291	ppb	34.450	246.337	8.293
	Y	89		ppb		2010531.952	2.611
	Cd	111	93.498	ppb	1.683	236.670	1.063
	Mo	98	599.253	ppb	3.041	2704.781	1.647
>	Rh	103		ppb		1412643.922	1.289
	Ag	107	419.828	ppb	3.830	1528.128	1.856
	Sn	118	-82.712	ppb	10.355	1770.839	2.498
	In	115		ppb		2586863.702	1.376
	Sb	121	29.961	ppb	8.804	332.673	7.378
	Ba	137	85410.276	ppb	2.695	310922.442	3.067
>	Tb	159		ppb		3401841.598	1.745
	Ho	165		ppb		3469546.353	1.794
	Tl	205	240.995	ppb	3.509	6474.307	4.058
	Pb	208	24098.653	ppb	1.808	836063.641	0.483
>	Bi	209		ppb		2367147.247	1.677
	Kr	83		ppb		163.668	4.159

Integrated Analytical Laboratories, LLC.
273 Franklin Road, Randolph, NJ 07869

QC Calculated Values

	Analyte	Mass	QC Std % Recovery	Int Std % Recovery
>	Li	6		111.017
	Be	9		
	B	11		
	Na	23		
	Mg	24		
	Al	27		
	K	39		
	Ca	44		
	Sc	45		
	Ti	47		
	V	51		
	Cr	52		
	Fe	54		
	Mn	55		
	Co	59		
	Ni	60		
	Cu	65		
	Zn	66		
>	Ge	72		103.401
	As	75		
	Se	82		
	Y	89		
	Cd	111		
	Mo	98		
>	Rh	103		92.696
	Ag	107		
	Sn	118		
	In	115		
	Sb	121		
	Ba	137		
>	Tb	159		107.927
	Ho	165		
	Tl	205		
	Pb	208		
>	Bi	209		104.190
	Kr	83		

QC Out of Limits

Out of Limits Message	Analyte	Mass
>LRS Al	Al	27

Integrated Analytical Laboratories, LLC.
273 Franklin Road, Randolph, NJ 07869

Method 6020

Sample ID: CCV

Analyzed Date/Time: Friday, October 28, 2011 12:19:44
Sample Type: Sample
Batch ID:
Dataset File: C:\Elandata\DataSet\PG434\CCV.167
ICP-MS S/N AH12420705
Initial Sample Quantity (mg):
Sample Prep Volume (mL):
Aliquot Volume (mL):
Diluted To Volume (mL):
Autosampler Position: 6

Concentration Results

	Analyte	Mass	Conc. Mean	Units	Conc. RSD	Meas. Intens. Mean	Meas. Intens. RSD
⌈>	Li	6		ppb		166398.661	4.029
|	Be	9	47.992	ppb	2.932	28953.704	1.069
⌊	B	11	46.825	ppb	6.302	38484.032	3.878
⌈	Na	23	0.472	ppm	5.735	3159393.346	3.088
|	Mg	24	0.488	ppm	2.134	2194550.803	3.400
|	Al	27	50.552	ppb	5.428	325877.786	5.119
|	K	39	0.464	ppm	4.861	4593511.497	2.046
|	Ca	44	0.451	ppm	4.273	151927.883	2.594
|	Sc	45		ppb		728679.136	2.902
|	Ti	47	198.049	ppb	4.025	146957.158	1.659
|	V	51	46.620	ppb	5.017	458019.762	2.569
|	Cr	52	47.403	ppb	1.889	424273.548	2.395
|	Fe	54	0.455	ppm	3.035	361614.562	0.088
|	Mn	55	48.336	ppb	2.519	674991.188	0.291
|	Co	59	47.389	ppb	1.228	495560.628	2.392
|	Ni	60	48.493	ppb	1.913	109663.830	0.746
|	Cu	65	47.706	ppb	3.326	118813.737	0.706
|	Zn	66	49.872	ppb	2.204	78666.764	2.976
|>	Ge	72		ppb		183690.731	2.583
|	As	75	50.389	ppb	1.936	87408.133	1.022
|	Se	82	46.069	ppb	1.863	9907.736	4.383
|	Y	89		ppb		1694689.432	1.149
⌊	Cd	111	47.460	ppb	1.581	147540.135	2.602
⌈	Mo	98	48.062	ppb	4.912	264303.509	3.587
|>	Rh	103		ppb		1397339.759	1.344
|	Ag	107	9.327	ppb	15.889	34783.351	15.521
|	Sn	118	47.465	ppb	3.315	434604.346	2.515
⌊	In	115		ppb		2568498.177	1.327
⌈	Sb	121	50.031	ppb	3.312	494011.859	2.531
|	Ba	137	47.987	ppb	2.092	219233.779	1.629
|>	Tb	159		ppb		3277408.472	1.244
⌊	Ho	165		ppb		3387674.940	1.564
⌈	Tl	205	45.166	ppb	1.487	1569286.218	2.508
|	Pb	208	46.678	ppb	2.739	2108482.359	1.141
⌊>	Bi	209		ppb		2368074.758	1.941
	Kr	83		ppb		150.335	11.157

Integrated Analytical Laboratories, LLC.
273 Franklin Road, Randolph, NJ 07869

QC Calculated Values

	Analyte	Mass	QC Std % Recovery	Int Std % Recovery
>	Li	6		108.346
	Be	9	95.983	
	B	11	93.650	
	Na	23	94.360	
	Mg	24	97.664	
	Al	27	101.104	
	K	39	92.801	
	Ca	44	90.144	
	Sc	45		
	Ti	47	99.025	
	V	51	93.240	
	Cr	52	94.806	
	Fe	54	91.059	
	Mn	55	96.671	
	Co	59	94.778	
	Ni	60	96.986	
	Cu	65	95.412	
	Zn	66	99.744	
>	Ge	72		101.023
	As	75	100.778	
	Se	82	92.138	
	Y	89		
	Cd	111	94.919	
	Mo	98	96.124	
>	Rh	103		91.691
	Ag	107	93.270	
	Sn	118	94.929	
	In	115		
	Sb	121	100.062	
	Ba	137	95.973	
>	Tb	159		103.979
	Ho	165		
	Tl	205	90.333	
	Pb	208	93.357	
>	Bi	209		104.230
	Kr	83		

QC Out of Limits

Out of Limits Message	Analyte	Mass

Integrated Analytical Laboratories, LLC.
273 Franklin Road, Randolph, NJ 07869

Method 6020

Sample ID: CCB

Analyzed Date/Time: Friday, October 28, 2011 12:25:17
Sample Type: Sample
Batch ID:
Dataset File: C:\Elandata\DataSet\PG434\CCB.168
ICP-MS S/N AH12420705
Initial Sample Quantity (mg):
Sample Prep Volume (mL):
Aliquot Volume (mL):
Diluted To Volume (mL):
Autosampler Position: 7

Concentration Results

	Analyte	Mass	Conc. Mean	Units	Conc. RSD	Meas. Intens. Mean	Meas. Intens. RSD
>	Li	6		ppb		167110.073	1.199
	Be	9	0.008	ppb	39.200	11.667	17.843
	B	11	0.207	ppb	28.085	588.352	8.787
	Na	23	0.001	ppm	32.815	47446.839	1.193
	Mg	24	0.001	ppm	2.537	4636.182	2.615
	Al	27	2.071	ppb	5.465	17836.849	5.446
	K	39	0.003	ppm	37.924	355292.396	1.236
	Ca	44	-0.015	ppm	5.927	14720.575	0.401
	Sc	45		ppb		751538.998	4.008
	Ti	47	0.080	ppb	84.169	263.337	21.193
	V	51	0.001	ppb	2039.308	1631.906	17.268
	Cr	52	0.040	ppb	273.668	25613.047	2.604
	Fe	54	0.001	ppm	119.687	45438.003	2.819
	Mn	55	0.148	ppb	2.132	7914.445	2.516
	Co	59	0.014	ppb	17.927	439.344	8.132
	Ni	60	0.009	ppb	487.443	2789.428	3.686
	Cu	65	-0.145	ppb	4.899	601.020	3.278
	Zn	66	-0.123	ppb	23.057	1026.725	2.347
>	Ge	72		ppb		184705.029	2.075
	As	75	-0.007	ppb	304.036	340.300	12.438
	Se	82	-0.121	ppb	45.317	153.668	7.314
	Y	89		ppb		1712482.370	3.242
	Cd	111	0.010	ppb	27.085	38.667	23.467
	Mo	98	0.136	ppb	23.893	954.170	21.277
>	Rh	103		ppb		1488172.932	1.398
	Ag	107	-0.090	ppb	60.373	-11.073	1940.290
	Sn	118	0.428	ppb	37.015	6649.528	24.452
	In	115		ppb		2528449.238	1.661
	Sb	121	0.034	ppb	14.168	422.343	11.122
	Ba	137	0.024	ppb	9.759	245.003	4.300
>	Tb	159		ppb		3194230.269	0.826
	Ho	165		ppb		3296381.450	1.439
	Tl	205	0.073	ppb	20.244	2527.693	19.316
	Pb	208	0.022	ppb	26.184	1863.409	12.756
>	Bi	209		ppb		2331646.875	1.500
	Kr	83		ppb		133.001	4.574

Integrated Analytical Laboratories, LLC.
273 Franklin Road, Randolph, NJ 07869

QC Calculated Values

	Analyte	Mass	QC Std % Recovery	Int Std % Recovery
>	Li	6		108.809
	Be	9		
	B	11		
	Na	23		
	Mg	24		
	Al	27		
	K	39		
	Ca	44		
	Sc	45		
	Ti	47		
	V	51		
	Cr	52		
	Fe	54		
	Mn	55		
	Co	59		
	Ni	60		
	Cu	65		
	Zn	66		
>	Ge	72		101.580
	As	75		
	Se	82		
	Y	89		
	Cd	111		
	Mo	98		
>	Rh	103		97.652
	Ag	107		
	Sn	118		
	In	115		
	Sb	121		
	Ba	137		
>	Tb	159		101.340
	Ho	165		
	Tl	205		
	Pb	208		
>	Bi	209		102.627
	Kr	83		

QC Out of Limits

Out of Limits Message	Analyte	Mass

Integrated Analytical Laboratories, LLC.
273 Franklin Road, Randolph, NJ 07869

Method 6020

Sample ID: 10485-003

Analyzed Date/Time: Friday, October 28, 2011 12:30:48
Sample Type: Sample
Batch ID: 434
Dataset File: C:\Elandata\DataSet\PG434\10485-003.169
ICP-MS S/N AH12420705
Initial Sample Quantity (mg): 2410
Sample Prep Volume (mL): 50
Aliquot Volume (mL): 2
Diluted To Volume (mL): 121
Autosampler Position: 25
Analyst: ROB

Concentration Results

	Analyte	Mass	Conc. Mean	Units	Conc. RSD	Meas. Intens. Mean	Meas. Intens. RSD
[>	Li	6		ppb		166010.096	2.692
|	Be	9	629.040	ppb	6.630	308.339	7.291
|	B	11	2242.801	ppb	8.265	1865.525	3.700
[	Na	23	134.216	ppm	0.729	769708.527	1.615
|	Mg	24	4648.037	ppm	2.332	17076468.421	2.951
|	Al	27	17345527.408	ppb	0.714	90217121.146	1.164
|	K	39	1021.707	ppm	2.416	8024930.826	0.921
|	Ca	44	2225.591	ppm	2.687	556569.044	1.639
|	Sc	45		ppb		767426.758	1.873
|	Ti	47	31176.498	ppb	2.191	19116.418	2.222
|	V	51	22761.055	ppb	3.985	184047.254	3.416
|	Cr	52	19233.406	ppb	3.744	158293.692	2.972
|	Fe	54	26014.202	ppm	3.000	14882429.020	2.532
|	Mn	55	622160.546	ppb	3.125	7053668.696	2.590
|	Co	59	9415.527	ppb	0.562	80803.593	1.778
|	Ni	60	22326.728	ppb	1.997	43113.060	3.240
|	Cu	65	33029.979	ppb	3.583	67748.916	2.110
|	Zn	66	273509.253	ppb	3.207	348701.108	2.828
|>	Ge	72		ppb		188608.007	1.398
|	As	75	6223.986	ppb	1.972	9157.989	2.044
|	Se	82	286.489	ppb	17.758	232.670	2.926
|	Y	89		ppb		1944955.558	1.634
|	Cd	111	492.899	ppb	1.331	1261.754	1.723
[	Mo	98	877.908	ppb	4.222	4014.708	1.327
|>	Rh	103		ppb		1406324.802	3.010
|	Ag	107	447.966	ppb	3.781	1649.483	1.961
|	Sn	118	863.795	ppb	9.776	8646.786	5.611
|	In	115		ppb		2557077.345	2.079
[	Sb	121	41.687	ppb	1.575	428.677	3.036
|	Ba	137	163099.697	ppb	2.253	603871.702	2.110
|>	Tb	159		ppb		3335273.930	1.809
|	Ho	165		ppb		3452229.178	1.236
[	Tl	205	166.666	ppb	5.301	4612.505	4.674
|	Pb	208	272717.023	ppb	2.139	9711478.667	1.137
|>	Bi	209		ppb		2343992.742	2.384
	Kr	83		ppb		154.335	1.349

Integrated Analytical Laboratories, LLC.
273 Franklin Road, Randolph, NJ 07869

QC Calculated Values

	Analyte	Mass	QC Std % Recovery	Int Std % Recovery
>	Li	6		108.093
	Be	9		
	B	11		
	Na	23		
	Mg	24		
	Al	27		
	K	39		
	Ca	44		
	Sc	45		
	Ti	47		
	V	51		
	Cr	52		
	Fe	54		
	Mn	55		
	Co	59		
	Ni	60		
	Cu	65		
	Zn	66		
>	Ge	72		103.727
	As	75		
	Se	82		
	Y	89		
	Cd	111		
	Mo	98		
>	Rh	103		92.281
	Ag	107		
	Sn	118		
	In	115		
	Sb	121		
	Ba	137		
>	Tb	159		105.815
	Ho	165		
	Tl	205		
	Pb	208		
>	Bi	209		103.170
	Kr	83		

QC Out of Limits

Out of Limits Message	Analyte	Mass
>LRS Al	Al	27

Integrated Analytical Laboratories, LLC.
273 Franklin Road, Randolph, NJ 07869

Method 6020

Sample ID: 10485-004

Analyzed Date/Time: Friday, October 28, 2011 12:35:38
Sample Type: Sample
Batch ID: 434
Dataset File: C:\Elandata\DataSet\PG434\10485-004.170
ICP-MS S/N AH12420705
Initial Sample Quantity (mg): 2380
Sample Prep Volume (mL): 50
Aliquot Volume (mL): 2
Diluted To Volume (mL): 123
Autosampler Position: 26
Analyst: ROB

Concentration Results

	Analyte	Mass	Conc. Mean	Units	Conc. RSD	Meas. Intens. Mean	Meas. Intens. RSD
[>	Li	6		ppb		168133.393	1.358
|	Be	9	733.418	ppb	7.159	352.674	6.381
|	B	11	3510.611	ppb	6.524	2655.722	4.511
[	Na	23	150.826	ppm	5.985	841461.137	4.509
|	Mg	24	4170.360	ppm	2.501	14981256.269	2.053
|	Al	27	20394596.039	ppb	1.170	103752266.728	2.636
|	K	39	1055.721	ppm	1.710	8109331.294	1.823
|	Ca	44	1968.541	ppm	2.979	484199.268	2.069
|	Sc	45		ppb		775034.605	5.257
|	Ti	47	42276.757	ppb	2.510	25289.487	3.405
|	V	51	22703.768	ppb	4.047	179563.113	2.831
|	Cr	52	16551.483	ppb	1.693	137482.217	1.279
|	Fe	54	21521.451	ppm	2.224	12049563.294	1.432
|	Mn	55	590276.762	ppb	2.954	6544827.137	2.087
|	Co	59	8241.510	ppb	3.125	69209.296	3.245
|	Ni	60	18343.241	ppb	3.766	35194.336	1.423
|	Cu	65	16910.383	ppb	5.219	34407.026	2.968
|	Zn	66	80035.357	ppb	2.791	100672.407	1.229
|>	Ge	72		ppb		189879.447	2.212
|	As	75	3751.082	ppb	3.886	5545.615	1.881
|	Se	82	330.458	ppb	36.993	240.003	6.509
|	Y	89		ppb		1960429.234	1.589
[	Cd	111	121.629	ppb	10.635	310.672	9.583
[	Mo	98	542.080	ppb	5.447	2506.798	4.093
|>	Rh	103		ppb		1428351.881	1.733
|	Ag	107	331.991	ppb	5.684	1298.093	3.236
|	Sn	118	66.188	ppb	49.338	2861.120	9.559
[	In	115		ppb		2597890.360	2.837
[	Sb	121	24.645	ppb	13.279	289.671	7.375
|	Ba	137	99049.590	ppb	2.419	360499.266	0.999
|>	Tb	159		ppb		3374737.521	1.828
[	Ho	165		ppb		3492348.328	0.703
[	Tl	205	163.765	ppb	2.870	4439.084	1.142
|	Pb	208	37873.561	ppb	1.659	1321202.638	0.336
[>	Bi	209		ppb		2361984.968	1.902
	Kr	83		ppb		194.669	5.068

Integrated Analytical Laboratories, LLC.
273 Franklin Road, Randolph, NJ 07869

QC Calculated Values

	Analyte	Mass	QC Std % Recovery	Int Std % Recovery
>	Li	6		109.475
	Be	9		
	B	11		
	Na	23		
	Mg	24		
	Al	27		
	K	39		
	Ca	44		
	Sc	45		
	Ti	47		
	V	51		
	Cr	52		
	Fe	54		
	Mn	55		
	Co	59		
	Ni	60		
	Cu	65		
	Zn	66		
>	Ge	72		104.426
	As	75		
	Se	82		
	Y	89		
	Cd	111		
	Mo	98		
>	Rh	103		93.726
	Ag	107		
	Sn	118		
	In	115		
	Sb	121		
	Ba	137		
>	Tb	159		107.067
	Ho	165		
	Tl	205		
	Pb	208		
>	Bi	209		103.962
	Kr	83		

QC Out of Limits

Out of Limits Message	Analyte	Mass
>LRS Al	Al	27

Integrated Analytical Laboratories, LLC.
273 Franklin Road, Randolph, NJ 07869

Method 6020

Sample ID: CCV

Analyzed Date/Time: Friday, October 28, 2011 13:19:05
Sample Type: Sample
Batch ID:
Dataset File: C:\Elandata\DataSet\PG434\CCV.179
ICP-MS S/N AH12420705
Initial Sample Quantity (mg):
Sample Prep Volume (mL):
Aliquot Volume (mL):
Diluted To Volume (mL):
Autosampler Position: 6

Concentration Results

	Analyte	Mass	Conc. Mean	Units	Conc. RSD	Meas. Intens. Mean	Meas. Intens. RSD
>	Li	6		ppb		168403.099	3.095
	Be	9	47.677	ppb	4.534	29106.194	1.598
	B	11	45.727	ppb	5.411	38052.839	2.421
	Na	23	0.488	ppm	3.705	3241930.534	2.336
	Mg	24	0.499	ppm	1.387	2226324.000	2.267
	Al	27	51.196	ppb	4.909	327626.692	4.766
	K	39	0.480	ppm	4.519	4707873.627	2.864
	Ca	44	0.452	ppm	2.339	151318.338	2.167
	Sc	45		ppb		765973.659	1.696
	Ti	47	199.832	ppb	2.012	147273.584	1.779
	V	51	47.882	ppb	4.509	467083.542	2.785
	Cr	52	47.862	ppb	1.482	425016.073	1.196
	Fe	54	0.466	ppm	4.054	366276.013	1.911
	Mn	55	48.429	ppb	4.414	671336.581	2.941
	Co	59	48.533	ppb	0.781	503864.163	2.069
	Ni	60	49.109	ppb	0.818	110240.467	1.374
	Cu	65	48.689	ppb	3.377	120378.564	1.605
	Zn	66	50.009	ppb	2.937	78291.105	2.067
>	Ge	72		ppb		182350.200	1.803
	As	75	50.616	ppb	1.692	87174.955	1.387
	Se	82	45.335	ppb	1.149	9677.816	1.445
	Y	89		ppb		1761107.286	2.437
	Cd	111	47.016	ppb	2.611	145079.830	2.143
	Mo	98	47.041	ppb	3.161	263888.000	1.606
>	Rh	103		ppb		1425238.296	1.531
	Ag	107	9.239	ppb	6.888	35136.584	5.487
	Sn	118	46.468	ppb	1.493	434053.276	0.379
	In	115		ppb		2610507.486	0.675
	Sb	121	48.628	ppb	3.536	489472.075	0.986
	Ba	137	46.929	ppb	2.001	218611.745	1.656
>	Tb	159		ppb		3342300.159	2.671
	Ho	165		ppb		3425924.739	2.545
	Tl	205	45.438	ppb	0.751	1540233.999	2.578
	Pb	208	47.027	ppb	2.979	2072137.375	0.452
>	Bi	209		ppb		2310392.639	2.505
	Kr	83		ppb		161.001	6.485

Integrated Analytical Laboratories, LLC.
273 Franklin Road, Randolph, NJ 07869

QC Calculated Values

	Analyte	Mass	QC Std % Recovery	Int Std % Recovery
>	Li	6		109.651
	Be	9	95.354	
	B	11	91.455	
	Na	23	97.522	
	Mg	24	99.809	
	Al	27	102.392	
	K	39	96.006	
	Ca	44	90.446	
	Sc	45		
	Ti	47	99.916	
	V	51	95.763	
	Cr	52	95.723	
	Fe	54	93.165	
	Mn	55	96.859	
	Co	59	97.066	
	Ni	60	98.219	
	Cu	65	97.379	
	Zn	66	100.017	
>	Ge	72		100.285
	As	75	101.233	
	Se	82	90.671	
	Y	89		
	Cd	111	94.032	
	Mo	98	94.082	
>	Rh	103		93.522
	Ag	107	92.393	
	Sn	118	92.936	
	In	115		
	Sb	121	97.257	
	Ba	137	93.857	
>	Tb	159		106.038
	Ho	165		
	Tl	205	90.875	
	Pb	208	94.054	
>	Bi	209		101.692
	Kr	83		

QC Out of Limits

Out of Limits Message	Analyte	Mass

Integrated Analytical Laboratories, LLC.
273 Franklin Road, Randolph, NJ 07869

Method 6020

Sample ID: CCB

Analyzed Date/Time: Friday, October 28, 2011 13:24:37
Sample Type: Sample
Batch ID:
Dataset File: C:\Elandata\DataSet\PG434\CCB.180
ICP-MS S/N AH12420705
Initial Sample Quantity (mg):
Sample Prep Volume (mL):
Aliquot Volume (mL):
Diluted To Volume (mL):
Autosampler Position: 7

Concentration Results

	Analyte	Mass	Conc. Mean	Units	Conc. RSD	Meas. Intens. Mean	Meas. Intens. RSD
>	Li	6		ppb		167824.451	2.950
	Be	9	0.010	ppb	23.940	12.667	9.116
	B	11	0.244	ppb	26.264	620.688	5.973
	Na	23	0.000	ppm	259.741	45013.262	3.614
	Mg	24	0.000	ppm	3.926	4025.225	2.798
	Al	27	1.544	ppb	11.057	14853.145	5.054
	K	39	0.002	ppm	46.457	360992.269	1.005
	Ca	44	-0.016	ppm	9.233	14751.960	0.587
	Sc	45		ppb		766531.917	1.478
	Ti	47	0.145	ppb	18.381	320.006	8.817
	V	51	-0.015	ppb	157.426	1513.204	15.702
	Cr	52	-0.074	ppb	15.137	25352.319	2.760
	Fe	54	0.000	ppm	853.384	45978.710	1.860
	Mn	55	0.049	ppb	29.932	6721.818	0.791
	Co	59	0.013	ppb	12.015	443.344	2.643
	Ni	60	-0.177	ppb	28.120	2442.036	3.873
	Cu	65	-0.107	ppb	8.605	716.695	1.676
	Zn	66	-0.130	ppb	17.080	1044.727	3.490
>	Ge	72		ppb		189881.678	2.517
	As	75	-0.014	ppb	91.816	337.131	4.125
	Se	82	-0.141	ppb	43.489	153.668	7.709
	Y	89		ppb		1732989.600	2.577
	Cd	111	0.009	ppb	11.406	36.000	11.111
	Mo	98	0.118	ppb	18.961	866.010	17.343
>	Rh	103		ppb		1522102.527	2.469
	Ag	107	0.093	ppb	23.546	726.363	13.956
	Sn	118	0.476	ppb	30.712	7280.673	21.785
	In	115		ppb		2569165.793	2.964
	Sb	121	0.028	ppb	27.480	365.341	22.513
	Ba	137	0.040	ppb	5.629	320.672	5.012
>	Tb	159		ppb		3210304.761	1.824
	Ho	165		ppb		3347768.061	3.152
	Tl	205	0.020	ppb	13.084	749.698	13.136
	Pb	208	0.055	ppb	7.131	3379.249	5.334
>	Bi	209		ppb		2342769.611	1.574
	Kr	83		ppb		148.335	13.690

Integrated Analytical Laboratories, LLC.
273 Franklin Road, Randolph, NJ 07869

QC Calculated Values

	Analyte	Mass	QC Std % Recovery	Int Std % Recovery
>	Li	6		109.274
	Be	9		
	B	11		
	Na	23		
	Mg	24		
	Al	27		
	K	39		
	Ca	44		
	Sc	45		
	Ti	47		
	V	51		
	Cr	52		
	Fe	54		
	Mn	55		
	Co	59		
	Ni	60		
	Cu	65		
	Zn	66		
>	Ge	72		104.427
	As	75		
	Se	82		
	Y	89		
	Cd	111		
	Mo	98		
>	Rh	103		99.878
	Ag	107		
	Sn	118		
	In	115		
	Sb	121		
	Ba	137		
>	Tb	159		101.850
	Ho	165		
	Tl	205		
	Pb	208		
>	Bi	209		103.117
	Kr	83		

QC Out of Limits

Out of Limits Message	Analyte	Mass

2011 PG: 434 METALS'S DIGESTION LOG

Date: 10/26/11 08:00

MATRIX: SOIL
DIGESTION METHOD: 3050B
SPIKES: 1.0ml M359, M382
Hg DIGESTION METHOD: 7471A
Hg SPIKE: 2.50 PPB M326-7
Hg ICV: 2.50 PPB M344-1

PREP. SOLUTION	DATE	LOT #
NaCl:	9/14/11	096144
Hydroxylamine:	9/14/11	108224
KMnO4:	8/17/11	104702
1:1 HNO3:	10/20/11	
AQUAREGIA:	10/26/11	

ANALYSIS METHOD: 6020
Hg ANAL. METHOD: 7471A
LOT# HNO3: 112601
LOT# H2SO4: 104256
LOT# HCL: 111441
Hg DIG. DATE: 10/26/11
ICPMS ICV: M331
ICPMS Cal. Stds.: M327,M361

TEST REQUESTED	SAMPLE #	pH < 2	QC Y/N	MDL MOIST FACT	BASE (g)	BASE final vol ml	Hg (g)	Hg final vol ml	JAR #	Due Date	COMMENTS	SILT (%)	*N
Hg	STD1 0.25 PPB						1.00	50			M326-7		
Hg	STD2 2.50 PPB						1.00	50			M326-7		
Hg	STD3 5.00 PPB						1.00	50			M326-7		
Hg	STD4 7.50 PPB						1.00	50			M326-7		
Hg	STD5 10.0 PPB						1.00	50			M326-7		
Hg	ICV 5.00 PPB						1.00	50			M344-1		
	BMW				25	50							
	BSW				25	50							
As Pb	10485-005 fb	*	R		25	50			N1	10/28	R-1WK; Aqueous-mg/L		
	10485-005R	*	R		25	50			N1				
	10485-005RS	*	R		25	50			N1				
	BMS			1	2.50	50	1.00	50					
	BSS			1	2.50	50	1.00	50					
PPM	10543-001		Y	1.10	2.50	50	1.00	50	U1	10/31	R-1WK		
	10543-001R		Y	1.10	2.50	50	1.00	50	U1				
	10543-001RS		Y	1.10	2.50	50	1.00	50	U1				
As Pb	10485-001		R	1.22	2.33	50			U1	10/28	R-1WK		
As Pb	10485-002		R	1.24	2.38	50			U1		R-1WK		
As Pb	10485-003		R	1.21	2.41	50			U1		R-1WK		
As Pb	10485-004		R	1.23	2.38	50			U1		R-1WK		
TAL	10586-001	Screen		1.45	2.27	50	0.960	50	U1	11/4			
TAL	10586-002	Screen		1.16	2.43	50	1.05	50	U1				
TAL	10626-001		Y	1.16	2.49	50	1.00	50	U1	11/7			
TAL	10626-002		Y	1.11	2.25	50	1.02	50	U1				
TAL	10626-003		Y	1.20	2.29	50	0.990	50	U1				
SRS	10584-001		Y	1.27	2.28	50	1.04	50	U1	11/4	see Cr-VI		*
RCRA	10555-001		Y	1.21	2.27	50	0.970	50	U1	10/28	R-1WK		
As Ba Be Cd Cu Pb Mn Hg Ni Se Ag Zn	10570-001		N	1.32	2.32	50	0.990	50	U1	11/1	SEE ATTACH FOR METAL LIMIT		*
As Ba Be Cd Cu Pb Mn Hg Ni Se Ag Zn	10589-001		N	1.07	2.54	50	0.990	50	U1	10/31	R-1WK; SEE ATTACH FOR METAL LIMIT		*
Hg	10328-001		Y	1.23			0.980	50	U1	10/31	R-72(10/24 16:00)		
Hg	10328-003		Y	1.29			0.970	50	U1		R-72(10/24 16:00)		
AS	10635-001		Y	1.09	2.32	50			U1	10/27	R-24(10/27 11:00)		
AS	10635-002		Y	1.09	2.47	50			U1		R-24(10/27 11:00)		
AS	10635-003		Y	1.10	2.33	50			U1		R-24(10/27 11:00)		
AS	10635-004		Y	1.08	2.40	50			U1		R-24(10/27 11:00)		

E11-10485 0098

IAL
Integrated Analytical Laboratories LLC

ANALYTICAL DATA REPORT

First Environment
91 Fulton St.
Boonton, NJ 07005

Project Name: **JONAS002**
IAL Case Number: **E11-11055**

These data have been reviewed and accepted by:

Michael H. Leffin, Ph.D.
Laboratory Director

This report shall not be reproduced, except in its entirety, without the written consent of Integrated Analytical Laboratories, LLC. The test results included in this report relate only to the samples analyzed.

273 Franklin Road
Randolph, NJ 07869
Phone: 973 361 4252
Fax: 973 989 5288

IAL is a NELAC New Jersey Certified Lab (14751) and maintains certification in Connecticut (PH-0775) and in the Department of Navy in DoD Program

INTEGRATED ANALYTICAL LABORATORIES, LLC

Table of Contents

	Page
Cover Page	1
Table of Contents	2
Sample Summary	3
Case Narrative	4
Qualifiers	5
Conformance Summary	6
Metals Nonconformance Summary	7
Sample Tracking	8
Chain of Custody	
Project Information	
Sample Receipt Verification	
Laboratory Custody Chronicle	
Summary Report	13
Metals Data	15
Inorganic Analysis Data Sheet(s)	
Inorganic QC Data	
Raw Data & Digestion/Distillation Logs	
Last Page of Report	46

Sample Summary

IAL Case No.

E11-11055

Client First Environment

Project JONAS002

Received On 11/ 4/2011@18:15

Lab ID	*Client Sample ID*	*Depth Top/Bottom*	*Sampling Time*	*Matrix*	*# of Container*
11055-001	PE-1	1.5/2	11/ 3/2011@09:20	Soil	1
11055-002	PE-2	1.5/2	11/ 3/2011@09:25	Soil	1
11055-003	PE-3	1.5/2	11/ 3/2011@11:00	Soil	1
11055-004	PE-8	1.5/2	11/ 3/2011@11:38	Soil	1
11055-005	PE-9	1.5/2	11/ 3/2011@11:40	Soil	1
11055-006	PE-4	1.5/2	11/ 3/2011@13:10	Soil	1
11055-007	PE-5	2/2.5	11/ 3/2011@14:43	Soil	1
11055-008	PE-10	2/2.5	11/ 3/2011@14:50	Soil	1
11055-009	PE-6	n/a	11/ 3/2011@16:55	Soil	1
11055-010	PE-7	n/a	11/ 3/2011@16:45	Soil	1
11055-011	PE-11	n/a	11/ 3/2011@16:51	Soil	1
11055-012	DUP #1	1.5/2	11/ 3/2011@13:15	Soil	1
11055-013	DUP #2	2/2.5	11/ 3/2011@14:50	Soil	1
11055-014	FIELD BLANK	n/a	11/ 3/2011@09:11	Aqueous	1

Integrated Analytical Labs ~ 273 Franklin Road, Randolph, NJ 07869 ~ (973) 361-4252 ~ Fax (973) 989-5288

Integrated Analytical Laboratories LLC

SDG NARRATIVE

Client: First Environment **IAL Job No.: E11-11055**

Project: JONAS002

Sample Receipt:

Samples were received in good condition with documentation in order.

Cooler temperature was acceptable at 4°C.

Samples were received at IAL by: David Mansighn on 11/4/2011 @ 18:15

Client ID	IAL Lab ID	Sampling Date
PE-1	11055-001	11/03/11
PE-2	11055-002	11/03/11
PE-3	11055-003	11/03/11
PE-8	11055-004	11/03/11
PE-9	11055-005	11/03/11
PE-4	11055-006	11/03/11
PE-5	11055-007	11/03/11
PE-10	11055-008	11/03/11
PE-6	11055-009	11/03/11
PE-7	11055-010	11/03/11
PE-11	11055-011	11/03/11
DUP #1	11055-012	11/03/11
DUP #2	11055-013	11/03/11
FIELD BLANK	11055-014	11/03/11

Except as noted below, all method specified and QC criteria were acceptable.

Sample Analysis:

Metals by Method EPA 6020/ 7471A

Mercury by Method SW846 7471A

273 Franklin Road
Randolph, NJ 07869
Phone: 973 361 4252
Fax: 973 989 5288

IAL is a NELAC New Jersey Certified Lab (14751) and maintains certification in Connecticut (PH-0773) and in the Department of Navy IR QA Program.

INTEGRATED ANALYTICAL LABORATORIES, LLC.

MATRIX QUALIFIERS

A - Indicates the sample is an Aqueous matrix.

O - Indicates the sample is an Oil matrix.

S - Indicates the sample is a Soil, Sludge or Sediment matrix.

X - Indicates the sample is an Other matrix as indicated by Client Chain of Custody.

DATA QUALIFIERS

B - Indicates the analyte was found in the Blank and in the sample. It indicates possible sample contamination and warns the data user to use caution when applying the results of the analyte.

C - Common Laboratory Contaminant.

D - The compound was reported from the Diluted analysis.

D.F. - Dilution Factor.

E - Estimated concentration, reported results are outside the calibrated range of the instrument.

J - Indicates the concentration was reported below the RL but above the MDL. For GC/MS procedures, the mass spectral data meets the criteria required to identify the target compound.

RL - Reporting Limit.

MDL - Method Detection Limit.

MI - Indicates compound concentration could not be determined due to Matrix Interferences.

NA - Not Applicable.

ND - Indicates the compound was analyzed for but Not Detected at the MDL.

REPORT QUALIFIERS

All solid sample analyses are reported on a dry weight basis.

All solid sample values are corrected for original sample size and percent solids.

Q - Qualifier

INTEGRATED ANALYTICAL LABORATORIES, LLC.

CONFORMANCE / NONCONFORMANCE SUMMARY

Integrated Analytical Laboratories, LLC. received one (1) aqueous and thirteen (13) soil sample(s) from First Environment (Project: JONAS002) on November 4, 2011 for the analysis of:

(14) Metal - Mercury

A review of the QA/QC measures for the analysis of the sample(s) contained in this report has been performed by:

Reviewed by

11/9/11
Date

INTEGRATED ANALYTICAL LABORATORIES
CONFORMANCE/NONCONFORMANCE SUMMARY
METAL ANALYSIS

Lab Case Number: E11-11055

		No	Yes
1.	Calibration Summary Meet Criteria.		✓
2.	Interference Check Sample Results Meets Criteria (if applicable)		NA
3.	Serial Dilution/Post Spike Summary Submitted (if applicable) / Meets Criteria		NA
4.	Internal Standards Meet Criteria (if applicable)		NA
5.	Laboratory Control Sample Summary Submitted (if applicable) / Meets Criteria		✓
6.	Blank Contamination: If yes, list compounds and concentrations in each blank:	✓	
7.	Matrix Spike/Matrix Spike Duplicate Recoveries Meet Criteria. (If not, list those compounds and their recoveries which fall outside the acceptable range).		✓
8.	Extraction Holding Time Met. If not, list number of days exceeded for each sample:		✓
9.	Analysis Holding Time Met. If not, list number of days exceeded for each sample:		✓

Additional Comments:

Wei Cheng
Inorganic Manager

November 8, 2011
Date

FIRST ENVIRONMENT

91 Fulton Street, Boonton, NJ 07005 · (973) 334-0003

CHAIN OF CUSTODY

Page 1 of 1

PROJECT NUMBER	PROJECT NAME
JONAS002	JONAS002

LABORATORY: IAL

SAMPLED BY: NAM

PROJECT MANAGER: NMC

DATE	TIME	COMP	GRAB	SAMPLE IDENTIFICATION	MATRIX (A - AQUEOUS, S - SOIL, SL - SLUDGE, P - PRODUCT, X - OTHER)	CONCENTRATION EXPECTED (H = HIGH, M = MEDIUM, L = LOW, U = UNKNOWN)	mercury (Hg)	metals (various)	FIELD CHECK	LAB CHECK	REMARKS
11/3	0920		X	PE-1 (1.5-2.0')	S	M			X	1	NYSDEC Cat. B deliverables
	0925			PE-2 (1.5-2.0')					X	2	
	1100			PE-3 (1.5-2.0')					X	3	
	1138			PE-8 (1.5-2.0')					X	4	
	1140			PE-9 (1.5-2.0')					X	5	
	1310			PE-4 (1.5-2.0')					X	6	
	1443			PE-5 (2.0-2.5')					X	7	
	1450			PE-10 (2.0-2.5')					X	8	
	1655			PE-6					X	9	
	1645			PE-7					X	10	
	1651			PE-11					X	11	
	1315			Dup#1 (1.5-2.0')					X	12	
	1450			Dup#2 (2.0-2.5')					X	13	
V	911			Field Bank	A			X	X	14	

RELINQUISHED BY	DATE/TIME	RECEIVED BY	DATE/TIME	RELINQUISHED BY	DATE/TIME	RECEIVED BY	DATE/TIME
Steve	11/4/11 1600		11/4/11		11/4/11 1815		11/4 1815

REMARKS

REPORT FORMAT
- ☐ Reduced
- ☐ Reduced & Summary Table
- ☐ Reduced & Hazsite Compatible Disk
- ☐ NJPDES Forms
- ☐ Other

TURNAROUND TIME
- ☐ 24 Hr.
- ☒ 48 Hr.
- ☐ 1 Week
- ☐ Standard
- ☐ Other

11055

42

LABORATORY COPY

E11-11055 0008

PROJECT INFORMATION

** RUSH **

Case No. E11-11055 **Project** JONAS002

Customer	**First Environment**		**P.O. #**
Contact	Nan Conrey		**Received** 11/4/2011 18:15
EMail	nmc@firstenvironment.com	☑ EMail EDDs	**Verbal Due** 11/9/2011
Phone	(973) 334-0003 **Fax**		**Report Due** 11/30/2011

Report To

91 Fulton St.

Boonton, NJ 07005

Attn: Nan Conrey

Bill To

91 Fulton St.

Boonton, NJ 07005

Attn: Laura - Accounts Payable

Report Format **Regulatory**

Additional Info ☐ State Form ☐ Field Sampling ☐ Conditional VOA

Lab ID	Client Sample ID	Depth Top / Bottom	Sampling Time	Matrix	Unit	# of Containers
11055-001	PE-1	1.5 / 2	11/3/2011@09:20	Soil	mg/Kg	1
11055-002	PE-2	1.5 / 2	11/3/2011@09:25	Soil	mg/Kg	1
11055-003	PE-3	1.5 / 2	11/3/2011@11:00	Soil	mg/Kg	1
11055-004	PE-8	1.5 / 2	11/3/2011@11:38	Soil	mg/Kg	1
11055-005	PE-9	1.5 / 2	11/3/2011@11:40	Soil	mg/Kg	1
11055-006	PE-4	1.5 / 2	11/3/2011@13:10	Soil	mg/Kg	1
11055-007	PE-5	2 / 2.5	11/3/2011@14:43	Soil	mg/Kg	1
11055-008	PE-10	2 / 2.5	11/3/2011@14:50	Soil	mg/Kg	1
11055-009	PE-6	n/a	11/3/2011@16:55	Soil	mg/Kg	1
11055-010	PE-7	n/a	11/3/2011@16:45	Soil	mg/Kg	1
11055-011	PE-11	n/a	11/3/2011@16:51	Soil	mg/Kg	1
11055-012	DUP #1	1.5 / 2	11/3/2011@13:15	Soil	mg/Kg	1
11055-013	DUP #2	2 / 2.5	11/3/2011@14:50	Soil	mg/Kg	1
11055-014	FIELD BLANK	n/a	11/3/2011@09:11	Aqueous	mg/L	1

Sample #	Tests	Status	QA Method
001	Mercury - Hg	In Process	7471A
002	Mercury - Hg	In Process	7471A
003	Mercury - Hg	In Process	7471A
004	Mercury - Hg	In Process	7471A
005	Mercury - Hg	In Process	7471A
006	Mercury - Hg	In Process	7471A
007	Mercury - Hg	In Process	7471A
008	Mercury - Hg	In Process	7471A
009	Mercury - Hg	In Process	7471A
010	Mercury - Hg	In Process	7471A
011	Mercury - Hg	In Process	7471A
012	Mercury - Hg	In Process	7471A
013	Mercury - Hg	In Process	7471A
014	Mercury - Hg	In Process	7471A

PROJECT INFORMATION

** RUSH **

Case No. E11-11055 Project JONAS002

11/07/2011 12:34 by kim - NOTE 1

NY CAT B DELIVERABLES AND NYSDEC EDD REQUIRED PER NAN CONREY.

Integrated Analytical Labs ~ 273 Franklin Road, Randolph, NJ 07869 ~ (973) 361-4252 ~ Fax (973) 989-5288

INTEGRATED ANALYTICAL LABORATORIES, LLC

SAMPLE RECEIPT VERIFICATION

CASE NO: **E 11** **11055** CLIENT: First Em

COOLER TEMPERATURE: 2° - 6°C: ✓ (See Chain of Custody)

Comments

COC: (COMPLETE) / INCOMPLETE

KEY

✓ = YES/NA
✗ = NO

✓	Bottles Intact	
✓	no-Missing Bottles	
✓	no-Extra Bottles	
✓	Sufficient Sample Volume	
✓	no-headspace/bubbles in VOs	
✓	Labels intact/correct	
✓	pH Check (exclude VOs)[1]	
✓	Correct bottles/preservative	
✓	Sufficient Holding/Prep Time[1]	
	Sample to be Subcontracted	
✓	**Chain of Custody is Clear**	

[1] All samples with "Analyze Immediately" holding times will be analyzed by this laboratory past the holding time. This includes but is not limited to the following tests: pH, Temperature, Free Residual Chlorine, Total Residual Chlorine, Dissolved Oxygen, Sulfite.

ADDITIONAL COMMENTS:

SAMPLE(S) VERIFIED BY: INITIAL [initials] DATE 11/4/11

CORRECTIVE ACTION REQUIRED: **YES** [ ] (SEE BELOW) **NO** [ ]

If COC is **NOT** clear, ***STOP*** until you get client to authorize/clarify work.

CLIENT NOTIFIED: YES [ ] Date/ Time: _____ NO [ ]

PROJECT CONTACT:

SUBCONTRACTED LAB:

DATE SHIPPED:

ADDITIONAL COMMENTS:

VERIFIED/TAKEN BY: INITIAL [initials] DATE 11/E11-11055 0011

REV 03/2009

Laboratory Custody Chronicle

IAL Case No.

E11-11055

Client First Environment

Project JONAS002

Received On 11/ 4/2011@18:15

Department: Metals			***Prep. Date***	***Analyst***	***Analysis Date***	***Analyst***
Mercury - Hg	11055-001	Soil	11/ 7/11	Lisa	11/ 7/11	Wei
"	-002	"	11/ 7/11	Lisa	11/ 7/11	Wei
"	-003	"	11/ 7/11	Lisa	11/ 7/11	Wei
"	-004	"	11/ 7/11	Lisa	11/ 7/11	Wei
"	-005	"	11/ 7/11	Lisa	11/ 7/11	Wei
"	-006	"	11/ 7/11	Lisa	11/ 7/11	Wei
"	-007	"	11/ 7/11	Lisa	11/ 7/11	Wei
"	-008	"	11/ 7/11	Lisa	11/ 7/11	Wei
"	-009	"	11/ 7/11	Lisa	11/ 7/11	Wei
"	-010	"	11/ 7/11	Lisa	11/ 7/11	Wei
"	-011	"	11/ 7/11	Lisa	11/ 7/11	Wei
"	-012	"	11/ 7/11	Lisa	11/ 7/11	Wei
"	-013	"	11/ 7/11	Lisa	11/ 7/11	Wei
"	-014	Aqueous	11/ 7/11	Lisa	11/ 7/11	Wei

Integrated Analytical Labs ~ 273 Franklin Road, Randolph, NJ 07869 ~ (973) 361-4252 ~ Fax (973) 989-5288

INTEGRATED ANALYTICAL LABORATORIES, LLC.

SUMMARY REPORT
Client: First Environment
Project: JONAS002
Lab Case No.: E11-11055

Lab ID:	**11055-014**		
Client ID:	**FIELD BLANK**		
Matrix:	**Aqueous**		
Sampled Date	**11/3/11**		
PARAMETER(Units)	Conc Q MDL		
Metals (Units)	*(mg/L-ppm)*		
Mercury	ND 0.006		

Lab ID:	**11055-001**	**11055-002**	**11055-003**	**11055-004**
Client ID:	**PE-1**	**PE-2**	**PE-3**	**PE-8**
Depth:	**1.5/2**	**1.5/2**	**1.5/2**	**1.5/2**
Matrix:	**Soil**	**Soil**	**Soil**	**Soil**
Sampled Date	**11/3/11**	**11/3/11**	**11/3/11**	**11/3/11**
PARAMETER(Units)	Conc Q MDL	Conc Q MDL	Conc Q MDL	Conc Q MDL
Metals (Units)	*(mg/Kg-ppm)*	*(mg/Kg-ppm)*	*(mg/Kg-ppm)*	*(mg/Kg-ppm)*
Mercury	0.182 0.00642	0.060 0.00635	0.090 0.00617	0.032 0.00662

Lab ID:	**11055-005**	**11055-006**	**11055-007**	**11055-008**
Client ID:	**PE-9**	**PE-4**	**PE-5**	**PE-10**
Depth:	**1.5/2**	**1.5/2**	**2/2.5**	**2/2.5**
Matrix:	**Soil**	**Soil**	**Soil**	**Soil**
Sampled Date	**11/3/11**	**11/3/11**	**11/3/11**	**11/3/11**
PARAMETER(Units)	Conc Q MDL	Conc Q MDL	Conc Q MDL	Conc Q MDL
Metals (Units)	*(mg/Kg-ppm)*	*(mg/Kg-ppm)*	*(mg/Kg-ppm)*	*(mg/Kg-ppm)*
Mercury	0.033 0.00594	1.01 0.00667	0.035 0.00584	0.269 0.00648

Lab ID:	**11055-009**	**11055-010**	**11055-011**	**11055-012**
Client ID:	**PE-6**	**PE-7**	**PE-11**	**DUP #1**
Depth:				**1.5/2**
Matrix:	**Soil**	**Soil**	**Soil**	**Soil**
Sampled Date	**11/3/11**	**11/3/11**	**11/3/11**	**11/3/11**
PARAMETER(Units)	Conc Q MDL	Conc Q MDL	Conc Q MDL	Conc Q MDL
Metals (Units)	*(mg/Kg-ppm)*	*(mg/Kg-ppm)*	*(mg/Kg-ppm)*	*(mg/Kg-ppm)*
Mercury	0.357 0.00606	0.123 0.00655	0.076 0.00594	0.934 0.00641

Lab ID:	**11055-013**
Client ID:	**DUP #2**
Depth:	**2/2.5**
Matrix:	**Soil**
Sampled Date	**11/3/11**
PARAMETER(Units)	Conc Q MDL
Metals (Units)	*(mg/Kg-ppm)*
Mercury	0.250 0.00642

ND = Analyzed for but Not Detected at the MDL

INTEGRATED ANALYTICAL LABORATORIES, LLC.

Mercury

Client/Project: FIRSTJONAS002

Batch #: 451
Date Received: 11/04/2011
Method: 7471A

Lab ID	Client ID	Result	Q	DF	Matrix-Unit	RL	MDL	% Moist	Date Analyzed
11055-001	PE-1	0.182		1	Soil-mg/Kg	0.013	0.00642	7.70	11/7/11
11055-002	PE-2	0.060		1	Soil-mg/Kg	0.013	0.00635	9.30	11/7/11
11055-003	PE-3	0.090		1	Soil-mg/Kg	0.013	0.00617	8.90	11/7/11
11055-004	PE-8	0.032		1	Soil-mg/Kg	0.014	0.00662	6.60	11/7/11
11055-005	PE-9	0.033		1	Soil-mg/Kg	0.012	0.00594	7.20	11/7/11
11055-006	PE-4	1.01		1	Soil-mg/Kg	0.014	0.00667	9.30	11/7/11
11055-007	PE-5	0.035		1	Soil-mg/Kg	0.012	0.00584	7.70	11/7/11
11055-008	PE-10	0.269		1	Soil-mg/Kg	0.014	0.00648	7.00	11/7/11
11055-009	PE-6	0.357		1	Soil-mg/Kg	0.013	0.00606	7.10	11/7/11
11055-010	PE-7	0.123		1	Soil-mg/Kg	0.014	0.00655	6.60	11/7/11
11055-011	PE-11	0.076		1	Soil-mg/Kg	0.012	0.00594	6.40	11/7/11
11055-012	DUP #1	0.934		1	Soil-mg/Kg	0.013	0.00641	8.10	11/7/11
11055-013	DUP #2	0.250		1	Soil-mg/Kg	0.013	0.00642	7.40	11/7/11
11055-014	FIELD BLANK	ND		1	Aqueous-mg/L	0.013	0.006	100	11/7/11

METALS QUALITY CONTROL

BLANK 1 RESULTS SUMMARY

Batch (Page) #: 451

Associated Lab Case for Blank 1: 10744, 10951, 11016, 11026, 11055

Matrix: Soil Unit: ppm (mg/kg) Method: 6020

ANALYTE	SAMPLE MDL	REAGENT BLANK
Aluminum	5.00	ND
Antimony	0.250	ND
Arsenic	0.250	ND
Barium	2.50	ND
Beryllium	0.200	ND
Cadmium	0.125	ND
Calcium	25.0	ND
Chromium	0.500	ND
Cobalt	0.500	ND
Copper	0.500	ND
Iron	12.5	ND
Lead	0.125	ND
Magnesium	12.5	ND
Manganese	0.250	ND
Mercury	0.006	ND
Nickel	0.500	ND
Potassium	12.5	ND
Selenium	1.00	ND
Silver	0.125	ND
Sodium	25.0	ND
Thallium	0.125	ND
Vanadium	0.500	ND
Zinc	2.00	ND

Associated Sample for Blank 1:

10744-003,007; 10951-002; 11016-001; 11026-001~003
11055-001~013

METALS QUALITY CONTROL

BLANK 1 RESULTS SUMMARY

Batch (Page) #: 451

Associated Lab Case for Blank 1: 11011, 11055

Matrix: Aqueous Unit: ppb (µg/L) Method: 6020

ANALYTE	SAMPLE MDL	REAGENT BLANK
Lead	0.500	ND
Mercury	0.300	ND

Associated Sample for Blank 1:

11011-013; 11055-014

METALS QUALITY CONTROL

INITIAL & CONTINUING CALIBRATION BLANKS VERIFICATION

Batch (Page) #: 451
Lab Case: 11055, 11011, 11026, 11055, 10744, 11016, 10951, 10994, 10999, 11050, 10998, 11011

Matrix: Soil Method: 6020 Concentration/Units: ppm (mg/kg)

ANALYTE	INST. MDL	ICB	CCB	CCB	CCB	CCB	
Aluminum	0.005	ND	ND	ND	ND	ND	
Antimony	0.00025	ND	ND	ND	ND	ND	
Arsenic	0.00025	ND	ND	ND	ND	ND	
Barium	0.0025	ND	ND	ND	ND	ND	
Beryllium	0.0002	ND	ND	ND	ND	ND	
Cadmium	0.000125	ND	ND	ND	ND	ND	
Calcium	0.025	ND	ND	ND	ND	ND	
Chromium	0.0005	ND	ND	ND	ND	ND	
Cobalt	0.0005	ND	ND	ND	ND	ND	
Copper	0.0005	ND	ND	ND	ND	ND	
Iron	0.013	ND	ND	ND	ND	ND	
Lead	0.000125	ND	ND	ND	ND	ND	
Magnesium	0.013	ND	ND	ND	ND	ND	
Manganese	0.00025	ND	ND	ND	ND	ND	
Mercury	0.00012	ND	ND	ND	ND	ND	
Nickel	0.0005	ND	ND	ND	ND	ND	
Potassium	0.013	ND	ND	ND	ND	ND	
Selenium	0.001	ND	ND	ND	ND	ND	
Silver	0.000125	ND	ND	ND	ND	ND	
Sodium	0.025	ND	ND	ND	ND	ND	
Thallium	0.000125	ND	ND	ND	ND	ND	
Vanadium	0.0005	ND	ND	ND	ND	ND	
Zinc	0.002	ND	ND	ND	ND	ND	

METALS QUALITY CONTROL

INITIAL & CONTINUING CALIBRATION BLANKS VERIFICATION

Batch (Page) #: 451
Lab Case: 11055, 11011, 11026, 11055, 10744, 11016, 10951, 10994, 10999, 11050, 10998, 11011

Matrix: Aqueous Method: 6020 Concentration/Units: ppb (µg/L)

ANALYTE	INST. MDL	ICB	CCB	CCB			
Lead	0.125	ND	ND	ND			
Mercury	0.150	ND	ND				

METALS QUALITY CONTROL

INITIAL & CONTINUING CALIBRATION VERIFICATION

Batch (Page) #: 451
Lab Case: 11055, 11011, 11026, 11055, 10744, 11016, 10951, 10994, 10999, 11050, 10998, 11011

Matrix: Soil Method: 6020 Units: ppb (ug/L)

ANALYTE	INST. MDL	ICV & CCV TRUE	ICV		CCV		CCV		CCV	
			FOUND	% R	FOUND	% R	FOUND	% R	FOUND	% R
Aluminum	5.00	50.0	52.9	106	52.8	106	53.8	108	49.0	98.0
Antimony	0.250	50.0	50.3	101	52.6	105	53.3	107	50.6	101
Arsenic	0.250	50.0	52.7	105	52.0	104	53.4	107	47.7	95.4
Barium	2.50	50.0	54.0	108	51.0	102	51.6	103	49.6	99.2
Beryllium	0.200	50.0	52.0	104	49.9	99.8	50.5	101	49.6	99.2
Cadmium	0.125	50.0	53.0	106	49.8	99.6	49.9	99.8	46.8	93.6
Calcium	25.0	500	509	102	499	99.8	519	104	454	90.8
Chromium	0.500	50.0	51.7	103	50.6	101	53.6	107	46.7	93.4
Cobalt	0.500	50.0	52.1	104	50.6	101	53.8	108	46.8	93.6
Copper	0.500	50.0	50.3	101	49.6	99.2	51.7	103	45.5	91.0
Iron	12.5	500	530	106	533	107	519	104	516	103
Lead	0.125	50.0	49.8	99.6	51.8	104	52.8	106	51.2	102
Magnesium	12.5	500	518	104	495	99.0	524	105	463	92.6
Manganese	0.250	50.0	50.6	101	49.5	99.0	52.0	104	45.9	91.8
Mercury	0.120	5.00	5.20	104	5.38	108	5.41	108	4.53	90.6
Nickel	0.500	50.0	50.2	100	49.1	98.2	52.0	104	45.6	91.2
Potassium	12.5	500	504	101	502	100	494	98.8	526	105
Selenium	1.00	50.0	53.7	107	48.2	96.4	49.2	98.4	48.2	96.4
Silver	0.125	10.0	10.3	103	9.73	97.3	9.76	97.6	9.60	96.0
Sodium	25.0	500	504	101	493	98.6	514	103	451	90.2
Thallium	0.125	50.0	54.4	109	50.6	101	52.2	104	50.1	100
Vanadium	0.500	50.0	51.2	102	50.2	100	52.2	104	45.9	91.8
Zinc	2.00	50.0	51.0	102	49.9	99.8	52.5	105	46.4	92.8

(1) Control Limits: Mercury 80-120; Other Metals 90-110

METALS QUALITY CONTROL

INITIAL & CONTINUING CALIBRATION VERIFICATION

Batch (Page) #: 451
Lab Case: 11055, 11011, 11026, 11055, 10744, 11016, 10951, 10994, 10999, 11050, 10998, 11011

Matrix: Soil Method: 6020 Units: ppb (ug/L)

ANALYTE	INST. MDL	ICV & CCV TRUE	CCV							
			FOUND	% R	FOUND	% R	FOUND	% R	FOUND	% R
Aluminum	5.00	50.0	46.7	93.4						
Antimony	0.250	50.0	51.4	103						
Arsenic	0.250	50.0	46.7	93.4						
Barium	2.50	50.0	50.2	100						
Beryllium	0.200	50.0	49.0	98.0						
Cadmium	0.125	50.0	46.4	92.8						
Calcium	25.0	500	462	92.4						
Chromium	0.500	50.0	45.6	91.2						
Cobalt	0.500	50.0	45.8	91.6						
Copper	0.500	50.0	48.9	97.8						
Iron	12.5	500	479	95.8						
Lead	0.125	50.0	50.5	101						
Magnesium	12.5	500	495	99.0						
Manganese	0.250	50.0	45.1	90.2						
Mercury	0.120	5.00	4.56	91.2						
Nickel	0.500	50.0	49.0	98.0						
Potassium	12.5	500	483	96.6						
Selenium	1.00	50.0	47.8	95.6						
Silver	0.125	10.0	9.40	94.0						
Sodium	25.0	500	482	96.4						
Thallium	0.125	50.0	48.9	97.8						
Vanadium	0.500	50.0	49.3	98.6						
Zinc	2.00	50.0	48.9	97.8						

(1) Control Limits: Mercury 80-120; Other Metals 90-110

METALS QUALITY CONTROL

INITIAL & CONTINUING CALIBRATION VERIFICATION

Batch (Page) #: 451
Lab Case: 11055, 11011, 11026, 11055, 10744, 11016, 10951, 10994, 10999, 11050, 10998, 11011

Matrix: Aqueous Method: 6020 Units: ppb (ug/L)

ANALYTE	INST. MDL	ICV & CCV TRUE	ICV		CCV		CCV			
			FOUND	% R	FOUND	% R	FOUND	% R	FOUND	% R
Lead	0.125	50.0	49.8	99.6	47.8	95.6	47.2	94.4		
Mercury	0.150	5.00	5.20	104	5.38	108				

(1) Control Limits: Mercury 80-120; Other Metals 90-110

METALS QUALITY CONTROL

ICP-MS ICSAB RESULTS SUMMARY

Batch (Page) #: 451
Lab Case: 11055, 11011, 11026, 11055, 10744, 11016, 10951, 10994, 10999, 11050, 10998, 11011

Matrix: Aqueous Concentration/Units: ppb (µg/L)

ANALYTE	TRUE		INITIAL FOUND			CONTROL
	SOL A	SOL B	SOL A	SOL A+B	%R	LIMIT %R
Chlorine	1000000	-	-	-	-	NA
Carbon	200000	-	-	-	-	NA
Aluminum	100000	-	LRG	> LRG	NA	NA
Calcium	100000	-	97000	98000	98.0	NA
Iron	100000	-	96400	98100	98.1	NA
Potassium	100000	-	> LRG	> LRG	NA	NA
Magnesium	100000	-	> LRG	> LRG	NA	NA
Sodium	100000	-	> LRG	> LRG	NA	NA
Phosphorus	100000	-	-	-	-	NA
Sulfur	100000	-	-	-	-	NA
Molybdenum	2000	-	2230	2360	118	NA
Titanium	2000	-	2030	2060	103	NA
Silver	-	20.0	-	21.1	106	80-120
Arsenic	-	20.0	-	20.9	105	80-120
Cadmium	-	20.0	-	19.9	99.5	80-120
Cobalt	-	20.0	-	21.1	106	80-120
Chromium	-	20.0	-	20.1	101	80-120
Copper	-	20.0	-	20.2	101	80-120
Manganese	-	20.0	-	23.4	117	80-120
Nickel	-	20.0	-	20.2	101	80-120
Zinc	-	20.0	-	22.2	111	80-120

%R = Percent Recovery

METALS QUALITY CONTROL

ICP-MS ICSAB RESULTS SUMMARY

Batch (Page) #: 451
Lab Case: 11055, 11011, 11026, 11055, 10744, 11016, 10951, 10994, 10999, 11050, 10998, 11011

Matrix: Aqueous Concentration/Units: ppb (µg/L)

ANALYTE	TRUE		INITIAL FOUND			CONTROL
	SOL A	SOL B	SOL A	SOL A+B	%R	LIMIT %R
Chlorine	1000000	-	-	-	-	NA
Carbon	200000	-	-	-	-	NA
Aluminum	100000	-	> LRG	> LRG	NA	NA
Calcium	100000	-	97000	98000	98.0	NA
Iron	100000	-	-	-	-	NA
Potassium	100000	-	> LRG	> LRG	NA	NA
Magnesium	100000	-	> LRG	> LRG	NA	NA
Sodium	100000	-	> LRG	> LRG	NA	NA
Phosphorus	100000	-	-	-	-	NA
Sulfur	100000	-	-	-	-	NA
Molybdenum	2000	-	2230	2360	118	NA
Titanium	2000	-	2030	2060	103	NA
Silver	-	20.0	-	21.1	106	80-120
Arsenic	-	20.0	-	20.9	105	80-120
Cadmium	-	20.0	-	19.9	99.5	80-120
Cobalt	-	20.0	-	21.1	106	80-120
Chromium	-	20.0	-	20.1	101	80-120
Copper	-	20.0	-	20.2	101	80-120
Manganese	-	20.0	-	23.4	117	80-120
Nickel	-	20.0	-	20.2	101	80-120
Zinc	-	20.0	-	22.2	111	80-120

%R = Percent Recovery

METALS QUALITY CONTROL
SPIKE SAMPLE RECOVERY

Batch (Page) #: 451
Lab Case: 10744, 10951, 11016, 11026, 11055, 10994, 10998, 10999, 11011, 11050

Matrix: Soil Concentration/Units: ppm (mg/kg)

ANALYTE	SSR1	SR1	%R1	SA1	SSR2	SR2	%R2	SA2	CONTROL LIMIT %R
Aluminum	14400	13700	NC	228					75-125
Antimony	47.0	ND	103	45.6	59.1	ND	106	55.6	75-125
Arsenic	55.7	5.69	110	45.6	92.7	40.9	93.2	55.6	75-125
Barium	155	108	103	45.6	117	58.2	106	55.6	75-125
Beryllium	48.2	0.659	104	45.6	62.5	3.04	107	55.6	75-125
Cadmium	47.3	1.51	100	45.6	47.6	0.419	84.9	55.6	75-125
Calcium	4330	4050	123	228					75-125
Chromium	73.3	22.2	112	45.6					75-125
Cobalt	62.1	10.8	113	45.6					75-125
Copper	97.4	46.5	112	45.6	54.6	2.70	93.3	55.6	75-125
Iron	24400	23400	NC	228					75-125
Lead	281	229	114	45.6	103	41.3	111	55.6	75-125
Magnesium	4000	3660	NC	228					75-125
Manganese	471	405	NC	45.6					75-125
Mercury	0.622	0.387	82.5	0.285					75-125
Nickel	73.4	22.5	112	45.6	96.4	47.2	88.5	55.6	75-125
Potassium	1550	1240	NC	228					75-125
Selenium	50.1	1.36	107	45.6					75-125
Silver	44.4	ND	97.4	45.6					75-125
Sodium	508	270	104	228					75-125
Thallium	47.5	0.228	104	45.6	58.2	ND	105	55.6	75-125
Vanadium	97.1	44.6	115	45.6	483	444	NC	55.6	75-125
Zinc	284	265	NC	45.6	481	445	NC	55.6	75-125

SSR = Spike Sample Result
SA = Spike Added
SR = Sample Result
%R = Percent Recovery
NC = Non-calculable % R; Sample concentration > 4 x Spike Concentration.

QC Sample 1 11026-001
QC Sample 1 for following samples:
10744-003,007; 10951-002; 11016-001; 11026-001~003
11055-001~013

QC Sample 2 10994-001
QC Sample 2 for following samples:
10994-001; 10998-001~004; 10999-001; 11011-003,008,012
11050-001~011

METALS QUALITY CONTROL
SPIKE SAMPLE RECOVERY

Batch (Page) #: 451
Lab Case: 11011, 11055

Matrix: Aqueous Concentration/Units: ppb (µg/L)

ANALYTE	SSR1	SR1	%R1	SA1	SSR2	SR2	%R2	SA2	CONTROL LIMIT %R
Lead	4480	ND	112	4000					75-125
Mercury	11.4	ND	114	10.0					75-125

SSR = Spike Sample Result
SA = Spike Added
NC = Non-calculable % R; Sample concentration > 4 x Spike Concentration.

SR = Sample Result
%R = Percent Recovery

QC Sample 1 11055-014
QC Sample 1 for following samples:
11011-013; 11055-014

QC Sample 2 _____
QC Sample 2 for following samples:

METALS QUALITY CONTROL
DUPLICATE SAMPLE RECOVERY

Batch (Page) #: 451
Lab Case: 10744, 10951, 11016, 11026, 11055, 10994, 10998, 10999, 11011, 11050

Matrix: Soil Concentration/Units: ppm (mg/kg)

ANALYTE	CONTROL LIMIT 1	S1	D1	RPD1	CONTROL LIMIT 2	S2	D2	RPD2
Aluminum	20	13700	13500	1.47				
Antimony	NA	ND	ND	NC	NA	ND	ND	NC
Arsenic	20	5.69	5.72	0.526	20	40.9	41.1	0.488
Barium	20	108	116	7.14	20	58.2	57.3	1.56
Beryllium	20	0.659	0.733	10.6	20	3.04	3.06	0.656
Cadmium	20	1.51	1.63	7.64	20	0.419	0.420	0.238
Calcium	20	4050	3860	4.80				
Chromium	20	22.2	21.9	1.36				
Cobalt	20	10.8	10.6	1.87				
Copper	20	46.5	45.8	1.52	20	2.70	2.66	1.49
Iron	20	23400	22900	2.16				
Lead	20	229	249	8.37	20	41.3	40.4	2.20
Magnesium	20	3660	3610	1.38				
Manganese	20	405	408	0.738				
Mercury	20	0.387	0.395	2.05				
Nickel	20	22.5	22.4	0.445	20	47.2	46.5	1.49
Potassium	20	1240	1230	0.810				
Selenium	20	1.36	1.54	12.4				
Silver	NA	ND	ND	NC				
Sodium	20	270	242	10.9				
Thallium	20	0.228	0.224	1.77	NA	ND	ND	NC
Vanadium	20	44.6	43.2	3.19	20	444	437	1.59
Zinc	20	265	224	16.8	20	445	441	0.903

S1 = Sample 1
D1 = Duplicate 1
NA = Not Applicable
NC = Non-calculable RPD due to result (s) less than the detection limit.

S2 = Sample 2
D2 = Duplicate 2

QC Sample 1 11026-001
QC Sample 1 for following samples:
10744-003,007; 10951-002; 11016-001; 11026-001~003
11055-001~013

QC Sample 2 10994-001
QC Sample 2 for following samples:
10994-001; 10998-001~004; 10999-001; 11011-003,008,012
11050-001~011

METALS QUALITY CONTROL
DUPLICATE SAMPLE RECOVERY

Batch (Page) #: 451
Lab Case: 11011, 11055

Matrix: Aqueous Concentration/Units: ppb (µg/L)

ANALYTE	CONTROL LIMIT 1	S1	D1	RPD1	CONTROL LIMIT 2	S2	D2	RPD2
Lead	NA	ND	ND	NC				
Mercury	NA	ND	ND	NC				

S1 = Sample 1
D1 = Duplicate 1
NA = Not Applicable
NC = Non-calculable RPD due to result (s) less than the detection limit.

S2 = Sample 2
D2 = Duplicate 2

QC Sample 1 11055-014
QC Sample 1 for following samples:
11011-013; 11055-014

QC Sample 2
QC Sample 2 for following samples:

METALS QUALITY CONTROL

LABORATORY CONTROL SAMPLE

Batch (Page) #: 451
Lab Case: 10744, 10951, 11016, 11026, 11055, 10994, 10998, 10999, 11011, 11050

Matrix: Soil Unit: ppm (mg/kg)

ANALYTE	BSS1			BSS2		
	TRUE	FOUND	%R(1)	TRUE	FOUND	%R(1)
Aluminum	200	228	114			
Antimony	40.0	43.2	108	40.0	43.0	108
Arsenic	40.0	45.3	113	40.0	44.0	110
Barium	40.0	42.9	107	40.0	42.4	106
Beryllium	40.0	42.2	106	40.0	41.4	104
Cadmium	40.0	42.2	106	40.0	41.6	104
Calcium	200	228	114			
Chromium	40.0	46.1	115			
Cobalt	40.0	42.1	105			
Copper	40.0	45.7	114	40.0	43.9	110
Iron	200	212	106			
Lead	40.0	43.9	110	40.0	42.9	107
Magnesium	200	228	114			
Manganese	40.0	45.4	114			
Mercury	0.250	0.287	115			
Nickel	40.0	45.6	114	40.0	44.0	110
Potassium	200	218	109			
Selenium	40.0	44.1	110			
Silver	40.0	41.5	104			
Sodium	200	211	106			
Thallium	40.0	42.9	107	40.0	42.1	105
Vanadium	40.0	45.7	114	40.0	44.6	112
Zinc	40.0	44.7	112	40.0	43.6	109

(1) Control Limits % Recovery = 85-115%

BSS1	BSS2
10744-003,007; 10951-002; 11016-001; 11026-001~003	10994-001; 10998-001~004; 10999-001; 11011-003,008,012
11055-001~013	11050-001~011

METALS QUALITY CONTROL

LABORATORY CONTROL SAMPLE

Batch (Page) #: 451
Lab Case: 11011, 11055

Matrix: Aqueous Unit: ppb (µg/L)

ANALYTE	BSW1			BSW2		
	TRUE	FOUND	%R(1)	TRUE	FOUND	%R(1)
Lead	4000	4450	111			
Mercury	10.0	11.5	115			

(1) Control Limits % Recovery = 85-115%

BSW1

11011-013; 11055-014

BSW2

METALS QUALITY CONTROL
SERIAL DILUTIONS & POST SPIKES 1

Batch (Page) #: 451
Lab Case: 10744, 10951, 11016, 11026, 11055

Matrix: Soil Concentration/Units: ppm (mg/kg)

ANALYTE	SERIAL DILUTION SR	SERIAL DILUTION SDR	% Difference	POST SPIKE SPR	POST SPIKE SA	% Recovery
Aluminum	13700	13900	1.45			
Antimony	ND			44.2	45.6	96.9
Arsenic	5.69	5.76	1.22			
Barium	108	114	5.41			
Beryllium	0.659			46.6	45.6	101.0
Cadmium	1.51			44.8	45.6	94.9
Calcium	4050	4070	0.493			
Chromium	22.2	22.9	3.10			
Cobalt	10.8	10.8	0			
Copper	46.5	46.8	0.643			
Iron	23400	23200	0.858			
Lead	229	245	6.75			
Magnesium	3660	3610	1.38			
Manganese	405	406	0.247			
Nickel	22.5	23.7	5.19			
Potassium	1240	1260	1.60			
Selenium	1.36			46.7	45.6	99.4
Silver	ND			42.1	45.6	92.3
Sodium	270			1240	912	106.0
Thallium	0.228			47.1	45.6	103.0
Vanadium	44.6	43.9	1.58			
Zinc	265	259	2.29			

SR = Sample Result
SDR = Sample Dilution Result

SPR = Sample Post Spike Result
SA = Spike Added

Control Limits: (+) or (-) 10% Difference or 75 - 125% Recovery

QC Sample1 : 11026-001
QC Sample 1 for following samples:
10744-003,007; 10951-002; 11016-001; 11026-001~003
11055-001~013

METALS QUALITY CONTROL
SERIAL DILUTIONS & POST SPIKES 1

Batch (Page) #: 451
Lab Case: 11011, 11055

Matrix: Aqueous Concentration/Units: ppb (µg/L)

ANALYTE	SERIAL DILUTION		%	POST SPIKE		%
	SR	SDR	Difference	SPR	SA	Recovery
Lead	ND					

SR = Sample Result
SDR = Sample Dilution Result

SPR = Sample Post Spike Result
SA = Spike Added

Control Limits: (+) or (-) 10% Difference or 75 - 125% Recovery

QC Sample1 : 11055-014
QC Sample 1 for following samples:
11011-013; 11055-014

Analytical Sequence

Method : 7471A Soil

Seq.	Loc.		Sample ID
1	1		Calib Blank 1
2	3		Calib Std 1
3	4		Calib Std 2
4	5		Calib Std 3
5	6		Calib Std 4
6	7		Calib Std 5
7	2	QC	ICV
8	1	QC	ICB
9	9		BMW-451
10	10		BSW-451
11	11		11055-014
12	12		11055-014R
13	13		11055-014RS
14	14		BMS1-451
15	15		BSS1-451
16	16		11026-001
17	2	QC	CCV
18	1	QC	CCB
19	17		11026-001R
20	18		11026-001RS
21	19		11026-002
22	20		11026-003
23	21		11055-001
24	22		11055-002
25	23		11055-003
26	24		11055-004
27	2	QC	CCV
28	1	QC	CCB
29	25		11055-005
30	26		11055-006
31	27		11055-007
32	28		11055-008
33	29		11055-009
34	30		11055-010
35	31		11055-011
36	32		11055-012
37	2	QC	CCV
38	1	QC	CCB
39	33		11055-013
40	34		10744-003
41	35		10744-007
42	36		11016-001
43	37		10951-002
44	2	QC	CCV
45	1	QC	CCB

Analysis Begun

Logged In Analyst: chris
Technique: AA FIMS-MHS
Spectrometer Model: FIMS-100, S/N B050-9550
Autosampler Model: AS-91

Sample Information File: J:\Metal\RunLog\FIMsSeq\451.SIF
Batch ID: 451SOIL
Results Data Set: pg451ahg
Results Library: C:\data-AA\FIMS 100\Results\Results.mdb

Method Loaded
Method Name: 7471A Soil
Method Last Saved: 4/4/2011 11:54:52 AM
Method Description: SnCl2 0.25, 2.5, 5.0, 7.5, 10ppb stds

Sequence No.: 1
Autosampler Location: 1
Sample ID: Calib Blank 1
Date Collected: 11/7/2011 3:41:57 PM
Analyst:
Data Type: Original

Replicate Data: Calib Blank 1

Repl #	SampleConc mg/kg	StndConc ug/L	BlnkCorr Signal	Peak Area	Peak Height	Time	Peak Stored
1		[0.00]	0.0005	0.0005	0.0001	15:42:50	Yes
2		[0.00]	0.0005	0.0005	0.0001	15:43:22	Yes
3		[0.00]	0.0004	0.0004	0.0001	15:43:55	Yes
Mean:		[0.00]	0.0004				
SD:		0.00	0.0001				
%RSD:		0.00	11.81				

Auto-zero performed.

Sequence No.: 2
Autosampler Location: 3
Sample ID: Calib Std 1
Date Collected: 11/7/2011 3:44:14 PM
Analyst:
Data Type: Original

Replicate Data: Calib Std 1

Repl #	SampleConc mg/kg	StndConc ug/L	BlnkCorr Signal	Peak Area	Peak Height	Time	Peak Stored
1		[0.25]	0.0090	0.0094	0.0025	15:45:08	Yes
2		[0.25]	0.0093	0.0097	0.0025	15:45:41	Yes
3		[0.25]	0.0091	0.0095	0.0024	15:46:13	Yes
Mean:		[0.25]	0.0091				
SD:		0.00	0.0002				
%RSD:		0.00	1.85				

Standard number 1 applied. [0.25]
Correlation Coef.: 1.000000 Slope: 0.03644 Intercept: 0.00000

Sequence No.: 3
Autosampler Location: 4
Sample ID: Calib Std 2
Date Collected: 11/7/2011 3:46:34 PM
Analyst:
Data Type: Original

Replicate Data: Calib Std 2

Repl #	SampleConc mg/kg	StndConc ug/L	BlnkCorr Signal	Peak Area	Peak Height	Time	Peak Stored
1		[2.500]	0.0921	0.0926	0.0236	15:47:28	Yes
2		[2.500]	0.0923	0.0928	0.0236	15:48:01	Yes
3		[2.500]	0.0918	0.0923	0.0235	15:48:34	Yes
Mean:		[2.500]	0.0921				
SD:		0.000	0.0002				
%RSD:		0.000	0.27				

Standard number 2 applied. [2.500]
Correlation Coef.: 0.999999 Slope: 0.03683 Intercept: 0.00000

Sequence No.: 4
Autosampler Location: 5

Sample ID: Calib Std 3 Date Collected: 11/7/2011 3:48:54 PM
Analyst: Data Type: Original

Replicate Data: Calib Std 3

Repl #	SampleConc mg/kg	StndConc ug/L	BlnkCorr Signal	Peak Area	Peak Height	Time	Peak Stored
1		[5.000]	0.2057	0.2061	0.0524	15:49:49	Yes
2		[5.000]	0.2051	0.2056	0.0519	15:50:22	Yes
3		[5.000]	0.2046	0.2050	0.0520	15:50:55	Yes
Mean:		[5.000]	0.2051				
SD:		0.000	0.0005				
%RSD:		0.000	0.27				

Standard number 3 applied. [5.000]
Correlation Coef.: 0.997567 Slope: 0.04025 Intercept: 0.00000

Sequence No.: 5 Autosampler Location: 6
Sample ID: Calib Std 4 Date Collected: 11/7/2011 3:51:16 PM
Analyst: Data Type: Original

Replicate Data: Calib Std 4

Repl #	SampleConc mg/kg	StndConc ug/L	BlnkCorr Signal	Peak Area	Peak Height	Time	Peak Stored
1		[7.500]	0.2986	0.2991	0.0760	15:52:11	Yes
2		[7.500]	0.2998	0.3002	0.0753	15:52:44	Yes
3		[7.500]	0.3021	0.3026	0.0756	15:53:17	Yes
Mean:		[7.500]	0.3002				
SD:		0.000	0.0018				
%RSD:		0.000	0.59				

Standard number 4 applied. [7.500]
Correlation Coef.: 0.999056 Slope: 0.04010 Intercept: 0.00000

Sequence No.: 6 Autosampler Location: 7
Sample ID: Calib Std 5 Date Collected: 11/7/2011 3:53:38 PM
Analyst: Data Type: Original

Replicate Data: Calib Std 5

Repl #	SampleConc mg/kg	StndConc ug/L	BlnkCorr Signal	Peak Area	Peak Height	Time	Peak Stored
1		[10.000]	0.4051	0.4056	0.1018	15:54:34	Yes
2		[10.000]	0.4043	0.4047	0.1009	15:55:07	Yes
3		[10.000]	0.4042	0.4046	0.1015	15:55:39	Yes
Mean:		[10.000]	0.4045				
SD:		0.000	0.0005				
%RSD:		0.000	0.13				

Standard number 5 applied. [10.000]
Correlation Coef.: 0.999508 Slope: 0.04029 Intercept: 0.00000
The calibration curve may not be linear.

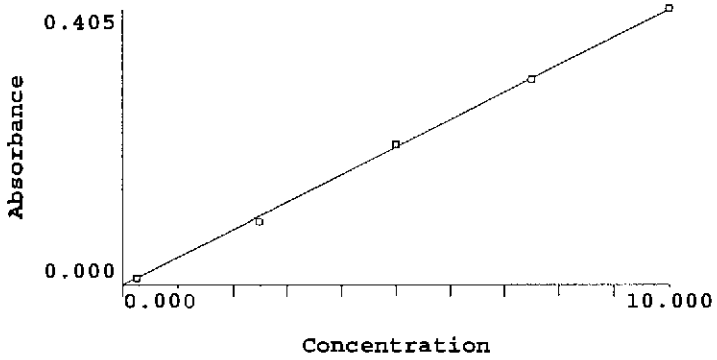

Calibration data for Hg 253.7 Equation: Linear Through Ze

Mean Signal	Entered Conc.	Calculated Conc.	Standard

ID	(Abs)	ug/L	ug/L	Deviation	%RSD
Calib Blank 1	0.0000	0	0.00000	0.00	11.8
Calib Std 1	0.0091	0.25	0.22610	0.00	1.9
Calib Std 2	0.0921	2.500	2.28539	0.00	0.3
Calib Std 3	0.2051	5.000	5.09105	0.00	0.3
Calib Std 4	0.3002	7.500	7.45006	0.00	0.6
Calib Std 5	0.4045	10.000	10.04028	0.00	0.1

Correlation Coef.: 0.999508 Slope: 0.04029 Intercept: 0.00000

Sequence No.: 7 **Autosampler Location: 2**
Sample ID: ICV **Date Collected: 11/7/2011 3:56:23 PM**
Analyst: **Data Type: Original**

Replicate Data: ICV

Repl #	SampleConc mg/kg	StndConc ug/L	BlnkCorr Signal	Peak Area	Peak Height	Time	Peak Stored
1		5.2215	0.2104	0.2108	0.0531	15:57:16	Yes
2		5.1954	0.2093	0.2098	0.0531	15:57:49	Yes
3		5.1871	0.2090	0.2094	0.0520	15:58:22	Yes
Mean:		5.2013	0.2096				
SD:		0.01793	0.0007				
%RSD:		0.34481	0.34				

QC value within limits for Hg 253.7 Recovery = 104.03%
All analyte(s) passed QC.

Sequence No.: 8 **Autosampler Location: 1**
Sample ID: ICB **Date Collected: 11/7/2011 3:58:41 PM**
Analyst: **Data Type: Original**

Replicate Data: ICB

Repl #	SampleConc mg/kg	StndConc ug/L	BlnkCorr Signal	Peak Area	Peak Height	Time	Peak Stored
1		0.00010	0.0000	0.0004	0.0002	15:59:34	Yes
2		0.00654	0.0003	0.0007	0.0002	16:00:07	Yes
3		0.00720	0.0003	0.0007	0.0002	16:00:40	Yes
Mean:		0.00461	0.0002				
SD:		0.00392	0.0002				
%RSD:		85.038	85.04				

QC value within limits for Hg 253.7 Recovery = Not calculated
All analyte(s) passed QC.

Sequence No.: 9 **Autosampler Location: 9**
Sample ID: BMW-451 **Date Collected: 11/7/2011 4:00:59 PM**
Analyst: Rob **Data Type: Original**

Replicate Data: BMW-451

Repl #	SampleConc mg/kg	StndConc ug/L	BlnkCorr Signal	Peak Area	Peak Height	Time	Peak Stored
1	0.00001	0.00410	0.0002	0.0006	0.0002	16:01:52	Yes
2	0.00002	0.00920	0.0004	0.0008	0.0002	16:02:24	Yes
3	0.00002	0.01005	0.0004	0.0008	0.0002	16:02:57	Yes
Mean:	0.00002	0.00778	0.0003				
SD:	0.00001	0.00322	0.0001				
%RSD:	41.391	41.391	41.39				

Sequence No.: 10 **Autosampler Location: 10**
Sample ID: BSW-451 **Date Collected: 11/7/2011 4:03:16 PM**
Analyst: Rob **Data Type: Original**

Replicate Data: BSW-451

Repl #	SampleConc mg/kg	StndConc ug/L	BlnkCorr Signal	Peak Area	Peak Height	Time	Peak Stored
1	0.01152	5.7595	0.2321	0.2325	0.0565	16:04:09	Yes
2	0.01150	5.7495	0.2317	0.2321	0.0563	16:04:42	Yes

3	0.01145	5.7274	0.2308	0.2312	0.0563	16:05:15	Yes
Mean:	0.01149	5.7455	0.2315				
SD:	0.00003	0.01639	0.0007				
%RSD:	0.28533	0.28533	0.29				

Sequence No.: 11 **Autosampler Location: 11**
Sample ID: 11055-014 **Date Collected: 11/7/2011 4:05:34 PM**
Analyst: Rob **Data Type: Original**

Replicate Data: 11055-014

Repl #	SampleConc mg/kg	StndConc ug/L	BlnkCorr Signal	Peak Area	Peak Height	Time	Peak Stored
1	-0.00001	-0.00694	-0.0003	0.0002	0.0001	16:06:26	Yes
2	-0.00001	-0.00593	-0.0002	0.0002	0.0001	16:06:59	Yes
3	-0.00001	-0.00457	-0.0002	0.0003	0.0001	16:07:32	Yes
Mean:	-0.00001	-0.00581	-0.0002				
SD:	0.00000	0.00119	0.0000				
%RSD:	20.461	20.461	20.46				

Sequence No.: 12 **Autosampler Location: 12**
Sample ID: 11055-014R **Date Collected: 11/7/2011 4:07:52 PM**
Analyst: Rob **Data Type: Original**

Replicate Data: 11055-014R

Repl #	SampleConc mg/kg	StndConc ug/L	BlnkCorr Signal	Peak Area	Peak Height	Time	Peak Stored
1	-0.00001	-0.00321	-0.0001	0.0003	0.0001	16:08:45	Yes
2	-0.00002	-0.01160	-0.0005	-0.0000	0.0001	16:09:18	Yes
3	0.00000	-0.00224	-0.0001	0.0004	0.0001	16:09:51	Yes
Mean:	-0.00001	-0.00569	-0.0002				
SD:	0.00001	0.00515	0.0002				
%RSD:	90.534	90.534	90.53				

Sequence No.: 13 **Autosampler Location: 13**
Sample ID: 11055-014RS **Date Collected: 11/7/2011 4:10:10 PM**
Analyst: Rob **Data Type: Original**

Replicate Data: 11055-014RS

Repl #	SampleConc mg/kg	StndConc ug/L	BlnkCorr Signal	Peak Area	Peak Height	Time	Peak Stored
1	0.01131	5.6543	0.2278	0.2283	0.0559	16:11:04	Yes
2	0.01135	5.6738	0.2286	0.2290	0.0560	16:11:37	Yes
3	0.01140	5.6982	0.2296	0.2300	0.0561	16:12:10	Yes
Mean:	0.01135	5.6754	0.2287				
SD:	0.00004	0.02197	0.0009				
%RSD:	0.38716	0.38716	0.39				

Sequence No.: 14 **Autosampler Location: 14**
Sample ID: BMS1-451 **Date Collected: 11/7/2011 4:12:30 PM**
Analyst: Rob **Data Type: Original**

Replicate Data: BMS1-451

Repl #	SampleConc mg/kg	StndConc ug/L	BlnkCorr Signal	Peak Area	Peak Height	Time	Peak Stored
1	-0.00001	-0.00016	-0.0000	0.0004	0.0001	16:13:23	Yes
2	-0.00003	-0.00053	-0.0000	0.0004	0.0002	16:13:56	Yes
3	-0.00006	-0.00117	-0.0000	0.0004	0.0001	16:14:29	Yes
Mean:	-0.00003	-0.00062	-0.0000				
SD:	0.00003	0.00051	0.0000				
%RSD:	82.488	82.488	82.49				

Sequence No.: 15 **Autosampler Location: 15**
Sample ID: BSS1-451 **Date Collected: 11/7/2011 4:14:49 PM**

Analyst: Rob Data Type: Original

Replicate Data: BSS1-451

Repl #	SampleConc mg/kg	StndConc ug/L	BlnkCorr Signal	Peak Area	Peak Height	Time	Peak Stored
1	0.28488	5.6976	0.2296	0.2300	0.0553	16:15:43	Yes
2	0.28824	5.7647	0.2323	0.2327	0.0557	16:16:16	Yes
3	0.28698	5.7395	0.2313	0.2317	0.0558	16:16:49	Yes
Mean:	0.28670	5.7340	0.2310				
SD:	0.00169	0.03390	0.0014				
%RSD:	0.59119	0.59119	0.59				

Sequence No.: 16 Autosampler Location: 16
Sample ID: 11026-001 Date Collected: 11/7/2011 4:17:09 PM
Analyst: Rob Data Type: Original

Replicate Data: 11026-001

Repl #	SampleConc mg/kg	StndConc ug/L	BlnkCorr Signal	Peak Area	Peak Height	Time	Peak Stored
1	0.38667	6.7837	0.2733	0.2738	0.0654	16:18:04	Yes
2	0.38765	6.8008	0.2740	0.2745	0.0651	16:18:37	Yes
3	0.38558	6.7646	0.2726	0.2730	0.0653	16:19:09	Yes
Mean:	0.38663	6.7830	0.2733				
SD:	0.00103	0.01811	0.0007				
%RSD:	0.26702	0.26702	0.27				

Sequence No.: 17 Autosampler Location: 2
Sample ID: CCV Date Collected: 11/7/2011 4:19:30 PM
Analyst: Data Type: Original

Replicate Data: CCV

Repl #	SampleConc mg/kg	StndConc ug/L	BlnkCorr Signal	Peak Area	Peak Height	Time	Peak Stored
1		5.4762	0.2206	0.2211	0.0541	16:20:23	Yes
2		5.3625	0.2161	0.2165	0.0529	16:20:56	Yes
3		5.2920	0.2132	0.2137	0.0522	16:21:28	Yes
Mean:		5.3769	0.2166				
SD:		0.09296	0.0037				
%RSD:		1.7289	1.73				

QC value within limits for Hg 253.7 Recovery = 107.54%
All analyte(s) passed QC.

Sequence No.: 18 Autosampler Location: 1
Sample ID: CCB Date Collected: 11/7/2011 4:21:48 PM
Analyst: Data Type: Original

Replicate Data: CCB

Repl #	SampleConc mg/kg	StndConc ug/L	BlnkCorr Signal	Peak Area	Peak Height	Time	Peak Stored
1		0.01145	0.0005	0.0009	0.0002	16:22:41	Yes
2		0.00728	0.0003	0.0007	0.0002	16:23:14	Yes
3		0.01514	0.0006	0.0011	0.0002	16:23:47	Yes
Mean:		0.01129	0.0005				
SD:		0.00393	0.0002				
%RSD:		34.844	34.84				

QC value within limits for Hg 253.7 Recovery = Not calculated
All analyte(s) passed QC.

Sequence No.: 19 Autosampler Location: 17
Sample ID: 11026-001R Date Collected: 11/7/2011 4:24:06 PM
Analyst: Rob Data Type: Original

Replicate Data: 11026-001R

Repl #	SampleConc mg/kg	StndConc ug/L	BlnkCorr Signal	Peak Area	Peak Height	Time	Peak Stored
1	0.39330	6.9001	0.2780	0.2785	0.0662	16:25:00	Yes
2	0.40190	7.0509	0.2841	0.2845	0.0671	16:25:33	Yes
3	0.39100	6.8597	0.2764	0.2768	0.0661	16:26:06	Yes
Mean:	0.39540	6.9369	0.2795				
SD:	0.00574	0.10078	0.0041				
%RSD:	1.4529	1.4529	1.45				

Sequence No.: 20 Autosampler Location: 18
Sample ID: 11026-001RS Date Collected: 11/7/2011 4:26:27 PM
Analyst: Rob Data Type: Original

Replicate Data: 11026-001RS

Repl #	SampleConc mg/kg	StndConc ug/L	BlnkCorr Signal	Peak Area	Peak Height	Time	Peak Stored
1	0.61229	10.742	0.4175	0.4179	0.0999	16:27:22	Yes
2	0.62626	10.987	0.4270	0.4274	0.1023	16:27:54	Yes
3	0.62675	10.996	0.4273	0.4278	0.1026	16:28:27	Yes
Mean:	0.62177	10.908	0.4239				
SD:	0.00821	0.14411	0.0056				
%RSD:	1.3211	1.3211	1.32				

Sequence No.: 21 Autosampler Location: 19
Sample ID: 11026-002 Date Collected: 11/7/2011 4:29:10 PM
Analyst: Rob Data Type: Original

Replicate Data: 11026-002

Repl #	SampleConc mg/kg	StndConc ug/L	BlnkCorr Signal	Peak Area	Peak Height	Time	Peak Stored
1	0.12494	2.2311	0.0899	0.0903	0.0218	16:30:05	Yes
2	0.12368	2.2087	0.0890	0.0894	0.0216	16:30:38	Yes
3	0.12316	2.1993	0.0886	0.0891	0.0215	16:31:11	Yes
Mean:	0.12393	2.2130	0.0892				
SD:	0.00091	0.01632	0.0007				
%RSD:	0.73764	0.73764	0.74				

Sequence No.: 22 Autosampler Location: 20
Sample ID: 11026-003 Date Collected: 11/7/2011 4:31:32 PM
Analyst: Rob Data Type: Original

Replicate Data: 11026-003

Repl #	SampleConc mg/kg	StndConc ug/L	BlnkCorr Signal	Peak Area	Peak Height	Time	Peak Stored
1	0.40776	4.3642	0.1758	0.1763	0.0422	16:32:27	Yes
2	0.40429	4.3269	0.1743	0.1748	0.0418	16:33:00	Yes
3	0.40863	4.3734	0.1762	0.1767	0.0423	16:33:33	Yes
Mean:	0.40689	4.3549	0.1755				
SD:	0.00230	0.02461	0.0010				
%RSD:	0.56513	0.56513	0.57				

Sequence No.: 23 Autosampler Location: 21
Sample ID: 11055-001 Date Collected: 11/7/2011 4:33:54 PM
Analyst: Rob Data Type: Original

Replicate Data: 11055-001

Repl #	SampleConc mg/kg	StndConc ug/L	BlnkCorr Signal	Peak Area	Peak Height	Time	Peak Stored
1	0.18202	3.4045	0.1372	0.1376	0.0331	16:34:50	Yes
2	0.18076	3.3809	0.1362	0.1367	0.0329	16:35:23	Yes
3	0.18248	3.4130	0.1375	0.1380	0.0332	16:35:55	Yes
Mean:	0.18175	3.3995	0.1370				
SD:	0.00089	0.01660	0.0007				
%RSD:	0.48821	0.48821	0.49				

Sequence No.: 24 Autosampler Location: 22
Sample ID: 11055-002 Date Collected: 11/7/2011 4:36:17 PM
Analyst: Rob Data Type: Original

Replicate Data: 11055-002

Repl #	SampleConc mg/kg	StndConc ug/L	BlnkCorr Signal	Peak Area	Peak Height	Time	Peak Stored
1	0.05995	1.1337	0.0457	0.0461	0.0113	16:37:13	Yes
2	0.06013	1.1369	0.0458	0.0462	0.0113	16:37:46	Yes
3	0.06075	1.1486	0.0463	0.0467	0.0113	16:38:19	Yes
Mean:	0.06027	1.1397	0.0459				
SD:	0.00042	0.00788	0.0003				
%RSD:	0.69170	0.69170	0.69				

Sequence No.: 25 Autosampler Location: 23
Sample ID: 11055-003 Date Collected: 11/7/2011 4:38:41 PM
Analyst: Rob Data Type: Original

Replicate Data: 11055-003

Repl #	SampleConc mg/kg	StndConc ug/L	BlnkCorr Signal	Peak Area	Peak Height	Time	Peak Stored
1	0.09291	1.8075	0.0728	0.0733	0.0175	16:39:37	Yes
2	0.08820	1.7160	0.0691	0.0696	0.0168	16:40:10	Yes
3	0.08824	1.7166	0.0692	0.0696	0.0169	16:40:42	Yes
Mean:	0.08978	1.7467	0.0704				
SD:	0.00271	0.05265	0.0021				
%RSD:	3.0143	3.0143	3.01				

Sequence No.: 26 Autosampler Location: 24
Sample ID: 11055-004 Date Collected: 11/7/2011 4:41:05 PM
Analyst: Rob Data Type: Original

Replicate Data: 11055-004

Repl #	SampleConc mg/kg	StndConc ug/L	BlnkCorr Signal	Peak Area	Peak Height	Time	Peak Stored
1	0.03228	0.58523	0.0236	0.0240	0.0059	16:41:57	Yes
2	0.03214	0.58269	0.0235	0.0239	0.0058	16:42:30	Yes
3	0.03174	0.57555	0.0232	0.0236	0.0058	16:43:03	Yes
Mean:	0.03205	0.58116	0.0234				
SD:	0.00028	0.00502	0.0002				
%RSD:	0.86367	0.86367	0.86				

Sequence No.: 27 Autosampler Location: 2
Sample ID: CCV Date Collected: 11/7/2011 4:43:21 PM
Analyst: Data Type: Original

Replicate Data: CCV

Repl #	SampleConc mg/kg	StndConc ug/L	BlnkCorr Signal	Peak Area	Peak Height	Time	Peak Stored
1		5.5077	0.2219	0.2224	0.0542	16:44:14	Yes
2		5.3960	0.2174	0.2179	0.0532	16:44:47	Yes
3		5.3296	0.2147	0.2152	0.0526	16:45:20	Yes
Mean:		5.4111	0.2180				
SD:		0.09000	0.0036				
%RSD:		1.6633	1.66				

QC value within limits for Hg 253.7 Recovery = 108.22%
All analyte(s) passed QC.

Sequence No.: 28 Autosampler Location: 1
Sample ID: CCB Date Collected: 11/7/2011 4:45:39 PM
Analyst: Data Type: Original

Replicate Data: CCB

Repl #	SampleConc mg/kg	StndConc ug/L	BlnkCorr Signal	Peak Area	Peak Height	Time	Peak Stored
1		0.01392	0.0006	0.0010	0.0002	16:46:32	Yes
2		0.00256	0.0001	0.0005	0.0001	16:47:05	Yes
3		0.00233	0.0001	0.0005	0.0001	16:47:38	Yes
Mean:		0.00627	0.0003				
SD:		0.00663	0.0003				
%RSD:		105.72	105.72				

QC value within limits for Hg 253.7 Recovery = Not calculated
All analyte(s) passed QC.

Sequence No.: 29 Autosampler Location: 25
Sample ID: 11055-005 Date Collected: 11/7/2011 4:47:57 PM
Analyst: Rob Data Type: Original

Replicate Data: 11055-005

Repl #	SampleConc mg/kg	StndConc ug/L	BlnkCorr Signal	Peak Area	Peak Height	Time	Peak Stored
1	0.03288	0.66377	0.0267	0.0272	0.0066	16:48:49	Yes
2	0.03375	0.68129	0.0275	0.0279	0.0067	16:49:22	Yes
3	0.03353	0.67679	0.0273	0.0277	0.0067	16:49:55	Yes
Mean:	0.03339	0.67395	0.0272				
SD:	0.00045	0.00910	0.0004				
%RSD:	1.3497	1.3497	1.35				

Sequence No.: 30 Autosampler Location: 26
Sample ID: 11055-006 Date Collected: 11/7/2011 4:50:14 PM
Analyst: Rob Data Type: Original

Replicate Data: 11055-006

Repl #	SampleConc mg/kg	StndConc ug/L	BlnkCorr Signal	Peak Area	Peak Height	Time	Peak Stored
1	1.0088	18.158	0.7316	0.7321	0.1695	16:51:06	Yes
	Sample concentration is greater than that of the highest standard.						
2	1.0131	18.237	0.7348	0.7352	0.1715	16:51:39	Yes
	Sample concentration is greater than that of the highest standard.						
3	0.99866	17.976	0.7243	0.7247	0.1687	16:52:12	Yes
	Sample concentration is greater than that of the highest standard.						
Mean:	1.0069	18.124	0.7302				
SD:	0.00743	0.13378	0.0054				
%RSD:	0.73816	0.73816	0.74				

Sample concentration is greater than that of the highest standard.

Sequence No.: 31 Autosampler Location: 27
Sample ID: 11055-007 Date Collected: 11/7/2011 4:52:53 PM
Analyst: Rob Data Type: Original

Replicate Data: 11055-007

Repl #	SampleConc mg/kg	StndConc ug/L	BlnkCorr Signal	Peak Area	Peak Height	Time	Peak Stored
1	0.03521	0.72366	0.0292	0.0296	0.0071	16:53:45	Yes
2	0.03462	0.71159	0.0287	0.0291	0.0070	16:54:18	Yes
3	0.03430	0.70497	0.0284	0.0288	0.0069	16:54:51	Yes
Mean:	0.03471	0.71341	0.0287				
SD:	0.00046	0.00948	0.0004				
%RSD:	1.3283	1.3283	1.33				

Sequence No.: 32 Autosampler Location: 28
Sample ID: 11055-008 Date Collected: 11/7/2011 4:55:10 PM
Analyst: Rob Data Type: Original

Replicate Data: 11055-008

Repl #	SampleConc mg/kg	StndConc ug/L	BlnkCorr Signal	Peak Area	Peak Height	Time	Peak Stored
1	0.27238	5.0441	0.2032	0.2037	0.0488	16:56:03	Yes
2	0.26922	4.9856	0.2009	0.2013	0.0481	16:56:36	Yes
3	0.26422	4.8929	0.1971	0.1976	0.0476	16:57:09	Yes
Mean:	0.26861	4.9742	0.2004				
SD:	0.00412	0.07623	0.0031				
%RSD:	1.5325	1.5325	1.53				

Sequence No.: 33 **Autosampler Location: 29**
Sample ID: 11055-009 **Date Collected: 11/7/2011 4:57:29 PM**
Analyst: Rob **Data Type: Original**

Replicate Data: 11055-009

Repl #	SampleConc mg/kg	StndConc ug/L	BlnkCorr Signal	Peak Area	Peak Height	Time	Peak Stored
1	0.36153	7.1636	0.2886	0.2891	0.0689	16:58:22	Yes
2	0.35337	7.0019	0.2821	0.2826	0.0671	16:58:55	Yes
3	0.35703	7.0745	0.2850	0.2855	0.0682	16:59:27	Yes
Mean:	0.35731	7.0800	0.2853				
SD:	0.00409	0.08102	0.0033				
%RSD:	1.1444	1.1444	1.14				

Sequence No.: 34 **Autosampler Location: 30**
Sample ID: 11055-010 **Date Collected: 11/7/2011 4:59:47 PM**
Analyst: Rob **Data Type: Original**

Replicate Data: 11055-010

Repl #	SampleConc mg/kg	StndConc ug/L	BlnkCorr Signal	Peak Area	Peak Height	Time	Peak Stored
1	0.12424	2.2758	0.0917	0.0921	0.0220	17:00:41	Yes
2	0.12157	2.2268	0.0897	0.0902	0.0216	17:01:13	Yes
3	0.12360	2.2640	0.0912	0.0917	0.0218	17:01:46	Yes
Mean:	0.12313	2.2555	0.0909				
SD:	0.00140	0.02556	0.0010				
%RSD:	1.1331	1.1331	1.13				

Sequence No.: 35 **Autosampler Location: 31**
Sample ID: 11055-011 **Date Collected: 11/7/2011 5:02:06 PM**
Analyst: Rob **Data Type: Original**

Replicate Data: 11055-011

Repl #	SampleConc mg/kg	StndConc ug/L	BlnkCorr Signal	Peak Area	Peak Height	Time	Peak Stored
1	0.07634	1.5411	0.0621	0.0625	0.0151	17:02:59	Yes
2	0.07464	1.5067	0.0607	0.0611	0.0148	17:03:32	Yes
3	0.07561	1.5264	0.0615	0.0619	0.0149	17:04:05	Yes
Mean:	0.07553	1.5247	0.0614				
SD:	0.00086	0.01729	0.0007				
%RSD:	1.1341	1.1341	1.13				

Sequence No.: 36 **Autosampler Location: 32**
Sample ID: 11055-012 **Date Collected: 11/7/2011 5:04:25 PM**
Analyst: Rob **Data Type: Original**

Replicate Data: 11055-012

Repl #	SampleConc mg/kg	StndConc ug/L	BlnkCorr Signal	Peak Area	Peak Height	Time	Peak Stored
1	0.93310	17.464	0.7036	0.7041	0.1660	17:05:20	Yes
	Sample concentration is greater than that of the highest standard.						
2	0.94636	17.712	0.7136	0.7141	0.1672	17:05:52	Yes
	Sample concentration is greater than that of the highest standard.						
3	0.92280	17.271	0.6959	0.6963	0.1640	17:06:25	Yes
	Sample concentration is greater than that of the highest standard.						

Mean:	0.93409	17.482	0.7044
SD:	0.01181	0.22103	0.0089
%RSD:	1.2643	1.2643	1.26

Sample concentration is greater than that of the highest standard.

Sequence No.: 37 **Autosampler Location: 2**
Sample ID: CCV **Date Collected: 11/7/2011 5:07:07 PM**
Analyst: **Data Type: Original**

Replicate Data: CCV

Repl #	SampleConc mg/kg	StndConc ug/L	BlnkCorr Signal	Peak Area	Peak Height	Time	Peak Stored
1		4.5628	0.1838	0.1843	0.0441	17:08:01	Yes
2		4.5451	0.1831	0.1836	0.0439	17:08:33	Yes
3		4.4778	0.1804	0.1809	0.0435	17:09:06	Yes
Mean:		4.5286	0.1825				
SD:		0.04482	0.0018				
%RSD:		0.98974	0.99				

QC value within limits for Hg 253.7 Recovery = 90.57%
All analyte(s) passed QC.

Sequence No.: 38 **Autosampler Location: 1**
Sample ID: CCB **Date Collected: 11/7/2011 5:09:26 PM**
Analyst: **Data Type: Original**

Replicate Data: CCB

Repl #	SampleConc mg/kg	StndConc ug/L	BlnkCorr Signal	Peak Area	Peak Height	Time	Peak Stored
1		0.00742	0.0003	0.0007	0.0002	17:10:18	Yes
2		0.00378	0.0002	0.0006	0.0001	17:10:51	Yes
3		0.00864	0.0003	0.0008	0.0002	17:11:24	Yes
Mean:		0.00661	0.0003				
SD:		0.00253	0.0001				
%RSD:		38.190	38.19				

QC value within limits for Hg 253.7 Recovery = Not calculated
All analyte(s) passed QC.

Sequence No.: 39 **Autosampler Location: 33**
Sample ID: 11055-013 **Date Collected: 11/7/2011 5:11:43 PM**
Analyst: Rob **Data Type: Original**

Replicate Data: 11055-013

Repl #	SampleConc mg/kg	StndConc ug/L	BlnkCorr Signal	Peak Area	Peak Height	Time	Peak Stored
1	0.24702	4.6202	0.1862	0.1866	0.0462	17:12:38	Yes
2	0.24860	4.6497	0.1873	0.1878	0.0464	17:13:10	Yes
3	0.25398	4.7503	0.1914	0.1918	0.0471	17:13:43	Yes
Mean:	0.24987	4.6734	0.1883				
SD:	0.00365	0.06823	0.0027				
%RSD:	1.4600	1.4600	1.46				

Sequence No.: 40 **Autosampler Location: 34**
Sample ID: 10744-003 **Date Collected: 11/7/2011 5:14:04 PM**
Analyst: Rob **Data Type: Original**

Replicate Data: 10744-003

Repl #	SampleConc mg/kg	StndConc ug/L	BlnkCorr Signal	Peak Area	Peak Height	Time	Peak Stored
1	0.01204	0.24799	0.0100	0.0104	0.0027	17:14:58	Yes
2	0.01250	0.25734	0.0104	0.0108	0.0027	17:15:31	Yes
3	0.01176	0.24213	0.0098	0.0102	0.0026	17:16:03	Yes
Mean:	0.01210	0.24915	0.0100				
SD:	0.00037	0.00767	0.0003				
%RSD:	3.0784	3.0784	3.08				

Sequence No.: 41
Sample ID: 10744-007
Analyst: Rob
Autosampler Location: 35
Date Collected: 11/7/2011 5:16:24 PM
Data Type: Original

Replicate Data: 10744-007

Repl #	SampleConc mg/kg	StndConc ug/L	BlnkCorr Signal	Peak Area	Peak Height	Time	Peak Stored
1	0.00837	0.18075	0.0073	0.0077	0.0019	17:17:19	Yes
2	0.00774	0.16709	0.0067	0.0072	0.0018	17:17:52	Yes
3	0.00809	0.17469	0.0070	0.0075	0.0018	17:18:25	Yes
Mean:	0.00807	0.17417	0.0070				
SD:	0.00032	0.00685	0.0003				
%RSD:	3.9304	3.9304	3.93				

Sequence No.: 42
Sample ID: 11016-001
Analyst: Rob
Autosampler Location: 36
Date Collected: 11/7/2011 5:18:46 PM
Data Type: Original

Replicate Data: 11016-001

Repl #	SampleConc mg/kg	StndConc ug/L	BlnkCorr Signal	Peak Area	Peak Height	Time	Peak Stored
1	0.21335	3.5740	0.1440	0.1444	0.0342	17:19:41	Yes
2	0.20996	3.5172	0.1417	0.1422	0.0342	17:20:14	Yes
3	0.21359	3.5780	0.1442	0.1446	0.0343	17:20:47	Yes
Mean:	0.21230	3.5564	0.1433				
SD:	0.00203	0.03402	0.0014				
%RSD:	0.95646	0.95646	0.96				

Sequence No.: 43
Sample ID: 10951-002
Analyst: Rob
Autosampler Location: 37
Date Collected: 11/7/2011 5:21:09 PM
Data Type: Original

Replicate Data: 10951-002

Repl #	SampleConc mg/kg	StndConc ug/L	BlnkCorr Signal	Peak Area	Peak Height	Time	Peak Stored
1	0.12592	2.4284	0.0978	0.0983	0.0231	17:22:04	Yes
2	0.12466	2.4042	0.0969	0.0973	0.0229	17:22:37	Yes
3	0.12527	2.4159	0.0973	0.0978	0.0230	17:23:10	Yes
Mean:	0.12528	2.4162	0.0974				
SD:	0.00063	0.01207	0.0005				
%RSD:	0.49970	0.49970	0.50				

Sequence No.: 44
Sample ID: CCV
Analyst:
Autosampler Location: 2
Date Collected: 11/7/2011 5:23:31 PM
Data Type: Original

Replicate Data: CCV

Repl #	SampleConc mg/kg	StndConc ug/L	BlnkCorr Signal	Peak Area	Peak Height	Time	Peak Stored
1		4.6313	0.1866	0.1870	0.0443	17:24:25	Yes
2		4.5110	0.1818	0.1822	0.0434	17:24:57	Yes
3		4.5299	0.1825	0.1830	0.0438	17:25:30	Yes
Mean:		4.5574	0.1836				
SD:		0.06470	0.0026				
%RSD:		1.4197	1.42				

QC value within limits for Hg 253.7 Recovery = 91.15%
All analyte(s) passed QC.

Sequence No.: 45
Sample ID: CCB
Analyst:
Autosampler Location: 1
Date Collected: 11/7/2011 5:25:50 PM
Data Type: Original

Replicate Data: CCB

Repl #	SampleConc mg/kg	StndConc ug/L	BlnkCorr Signal	Peak Area	Peak Height	Time	Peak Stored
1		0.00925	0.0004	0.0008	0.0002	17:26:43	Yes
2		0.00625	0.0003	0.0007	0.0002	17:27:16	Yes
3		0.00466	0.0002	0.0006	0.0002	17:27:48	Yes
Mean:		0.00672	0.0003				
SD:		0.00233	0.0001				
%RSD:		34.706	34.71				

QC value within limits for Hg 253.7 Recovery = Not calculated
All analyte(s) passed QC.

2011 PG: 451 METALS'S DIGESTION LOG

Date: 11/07/11 08:00

MATRIX: SOIL
DIGESTION METHOD: 3050B
SPIKES: 1.0ml M359, M382
Hg DIGESTION METHOD: 7471A
Hg SPIKE: 2.50 PPB M326-7
Hg ICV: 2.50 PPB M344-1

PREP. SOLUTION	DATE	LOT #
NaCl:	10/24/11	096144
Hydroxylamine:	10/24/11	108224
KMnO4:	10/12/11	104702
1:1 HNO3:	11/3/11	
AQUAREGIA:	11/7/11	

ANALYSIS METHOD: 6020
Hg ANAL. METHOD: 7471A
LOT# HNO3: 112601
LOT# H2SO4: 104256
LOT# HCL: 111441

Hg DIG. DATE: 11/7/11
ICPMS ICV: M331
ICPMS Cal. Stds.: M327,M361

TEST REQUESTED	SAMPLE #	pH < 2	QC Y/N	MDL MOIST FACT	BASE (g)	BASE final vol ml	Hg (g)	Hg final vol ml	JAR #	Due Date	COMMENTS	SILT (%)	*N
Hg	STD1 0.25 PPB						1.00	50			M326-7		
Hg	STD2 2.50 PPB						1.00	50			M326-7		
Hg	STD3 5.00 PPB						1.00	50			M326-7		
Hg	STD4 7.50 PPB						1.00	50			M326-7		
Hg	STD5 10.0 PPB						1.00	50			M326-7		
Hg	ICV 5.00 PPB						1.00	50			M344-1		
	BMW				25	50	25	50					
	BSW				25	50	25	50					
Hg	11055-014 fb	*	R		25	50	25	50	N1	11/9	R-48(11/9 11:00); Aqueous-mg/L		
	11055-014R	*	R		25	50	25	50	N1				
	11055-014RS	*	R		25	50	25	50	N1				
Pb	11011-013 fb	*	Y		25	50			N1	11/9	R-1WK; Aqueous-mg/L		
	BMS1			1	2.50	50	1.00	50					
	BSS1			1	2.50	50	1.00	50					
TAL	11026-001		Y	1.14	2.50	50	1.00	50	U1	11/16			
	11026-001R		Y	1.14	2.50	50	1.00	50	U1				
	11026-001RS		Y	1.14	2.50	50	1.00	50	U1				
TAL	11026-002		Y	1.12	2.38	50	1.00	50	U1				
TAL	11026-003		Y	1.85	2.36	50	0.990	50	U1		Sludge-mg/Kg		
Hg	11055-001		R	1.08			1.01	50	U1	11/9	R-48(11/9 11:00)		
Hg	11055-002		R	1.10			1.04	50	U1		R-48(11/9 11:00)		
Hg	11055-003		R	1.10			1.07	50	U1		R-48(11/9 11:00)		
Hg	11055-004		R	1.07			0.970	50	U1		R-48(11/9 11:00)		
Hg	11055-005		R	1.08			1.09	50	U1		R-48(11/9 11:00)		
Hg	11055-006		R	1.10			0.990	50	U1		R-48(11/9 11:00)		
Hg	11055-007		R	1.08			1.11	50	U1		R-48(11/9 11:00)		
Hg	11055-008		R	1.08			1.00	50	U1		R-48(11/9 11:00)		
Hg	11055-009		R	1.08			1.07	50	U1		R-48(11/9 11:00)		
Hg	11055-010		R	1.07			0.980	50	U1		R-48(11/9 11:00)		
Hg	11055-011		R	1.07			1.08	50	U1		R-48(11/9 11:00)		
Hg	11055-012		R	1.09			1.02	50	U1		R-48(11/9 11:00); DUP; DUP(DUP #1)		
Hg	11055-013		R	1.08			1.01	50	U1		R-48(11/9 11:00); DUP; DUP(DUP #2)		
TAL	10744-003		Y	1.01	2.28	50	1.04	50	U1	11/9	R-48(11/9 11:00)		
TAL	10744-007		Y	1.01	2.38	50	1.09	50	U1		R-48(11/9 11:00); REPLICATE OF ?; REP OF #?		

E11-11055 0045

2011 PG: 451 METALS'S DIGESTION LOG

Date: 11/07/11 08:00

TAL	11016-001		Y	1.17	2.36	50	0.980	50	U1	11/9	R-72(11/9 16:00); SEE ATTACH FOR METAL LIMIT		*
PPM	10951-002		N	1.12	2.29	50	1.08	50	U1	11/9	R-1WK		
	BMS2			1	2.50	50							
	BSS2			1	2.50	50							
As Pb	10994-001		Y	1.39	2.50	50			U1	11/9	R-1WK		
	10994-001R		Y	1.39	2.50	50			U1				
	10994-001RS		Y	1.39	2.50	50			U1				
Sb As Ba Be Cd Cu Pb Ni Tl Zn	10999-001		Y	1.17	2.33	50			U1	11/15			
Be Ni V	11050-001		Y	1.22	2.28	50			U1	11/9	R-48(11/9 11:00)		
Be Ni V	11050-002		Y	1.08	2.39	50			U1		R-48(11/9 11:00)		
Be Ni V	11050-003		Y	1.23	2.25	50			U1		R-48(11/9 11:00)		
Be Ni V	11050-004		Y	1.20	2.30	50			U1		R-48(11/9 11:00)		
Be Ni V	11050-005		Y	1.35	2.40	50			U1		R-48(11/9 11:00)		
Be Ni V	11050-006		Y	1.24	2.47	50			U1		R-48(11/9 11:00)		
Be Ni V	11050-007		Y	1.28	2.28	50			U1		R-48(11/9 11:00)		
Be Ni V	11050-008		Y	1.20	2.23	50			U1		R-48(11/9 11:00)		
Be Ni V	11050-009		Y	1.32	2.23	50			U1		R-48(11/9 11:00)		
Be Ni V	11050-010		Y	1.19	2.48	50			U1		R-48(11/9 11:00)		
Be Ni V	11050-011		Y	1.33	2.29	50			U1		R-48(11/9 11:00)		
Be Pb	10998-001		Y	1.18	2.40	50			U1	11/15			
Be Pb	10998-002		Y	1.17	2.25	50			U1				
Be Pb	10998-003		Y	1.19	2.45	50			U1				
Be Pb	10998-004		Y	1.20	2.36	50			U1				
Pb	11011-003		Y	1.07	2.29	50			U1	11/9	R-1WK		
Pb	11011-008		Y	1.30	2.28	50			U1		R-1WK		
Pb	11011-012		Y	1.07	2.25	50			U1		R-1WK		

WASTE CLASS SAMPLE

TestAmerica
THE LEADER IN ENVIRONMENTAL TESTING

ANALYTICAL REPORT

Job Number: 460-32109-1

Job Description: Newburgh, NY

For:
Enterprise Network Resolutions
PO BOX 70
874 Piney Hollow Road
Winslow, NJ 08095

Attention: Ted Budzynski



Approved for release.
Cloide Elvie
Project Manager I
10/18/2011 11:02 AM

Cloide Elvie
Project Manager I
cloide.elvie@testamericainc.com
10/18/2011

The test results in this report meet all NELAP requirements unless specified within the case narrative. Pursuant to NELAP, this report may not be reproduced, except in full, without the written approval of the laboratory. All questions regarding this report should be directed to the TestAmerica Edison Project Manager.

TestAmerica Edison Certifications and Approvals: Connecticut: CTDOH #PH-0200, New Jersey: NJDEP (NELAP) #12028, New York: NYDOH (NELAP) #11452, NYDOH (ELAP) #11452, Pennsylvania: PADEP (NELAP) 68-00522 and Rhode Island: RIDOH LAO00132

Table of Contents

Cover Title Page 1

Data Summaries 6

- Report Narrative 6
- Sample Summary 9
- Executive Summary 10
- Method Summary 11
- Method / Analyst Summary 12
- Sample Datasheets 13
- Surrogate Summary 23
- QC Data Summary 27
- Data Qualifiers 71
- QC Association Summary 72
- Lab Chronicle 76

Organic Sample Data 81

- GC/MS VOA 81
  - Method 8260B 81
    - Method 8260B QC Summary 82
    - Method 8260B Sample Data 91
    - Standards Data 96
      - Method 8260B ICAL Data 96
      - Method 8260B CCAL Data 108
    - Raw QC Data 111
      - Method 8260B Tune Data 111
      - Method 8260B Blank Data 119
      - Method 8260B LCS/LCSD Data 129
    - Method 8260B Run Logs 143

Table of Contents

Method 8260B Prep Data 145

GC/MS Semi VOA 146

Method 8270C 146

Method 8270C QC Summary 147

Method 8270C Sample Data 161

Standards Data 176

Method 8270C ICAL Data 176

Method 8270C CCAL Data 188

Raw QC Data 191

Method 8270C Tune Data 191

Method 8270C Blank Data 200

Method 8270C LCS/LCSD Data 205

Method 8270C MS/MSD Data 212

Method 8270C Run Logs 218

Method 8270C Prep Data 220

GC Semi VOA 221

Method 8081A 221

Method 8081A QC Summary 222

Method 8081A Sample Data 241

Standards Data 246

Method 8081A ICAL Data 246

Method 8081A PEM Data 266

Method 8081A CCAL Data 282

Raw QC Data 298

Method 8081A Blank Data 298

Method 8081A LCS/LCSD Data 310

Table of Contents

Method 8081A MS/MSD Data 335

Method 8081A Run Logs 339

Method 8081A Prep Data 344

Method 8082 346

Method 8082 QC Summary 347

Method 8082 Sample Data 360

Standards Data 366

Method 8082 ICAL Data 366

Method 8082 CCAL Data 404

Raw QC Data 412

Method 8082 Blank Data 412

Method 8082 LCS/LCSD Data 418

Method 8082 MS/MSD Data 429

Method 8082 Run Logs 433

Method 8082 Prep Data 435

Inorganic Sample Data 436

Metals Data 436

Met Cover Page 437

Met Sample Data 438

Met QC Data 439

Met ICV/CCV 439

Met Blanks 443

Met ICSA/ICSAB 448

Met MS/MSD/PDS 450

Met Dup/Trip 453

Met LCS/LCSD 455

Table of Contents

Met Serial Dilution 457

Met MDL 459

Met Linear Ranges 463

Met Preparation Log 464

Met Analysis Run Log 466

Met Prep Data 470

General Chemistry Data 472

Gen Chem Cover Page 473

Gen Chem Sample Data 474

Gen Chem QC Data 475

Gen Chem ICV/CCV 475

Gen Chem Blanks 477

Gen Chem MS/MSD/PDS 478

Gen Chem Duplicates 481

Gen Chem LCS/LCSD 482

Gen Chem MDL 485

Gen Chem Linear Ranges 491

Gen Chem Preparation Log 492

Gen Chem Analysis Run Log 494

Gen Chem Prep Data 499

Shipping and Receiving Documents 507

Client Chain of Custody 508

Sample Receipt Checklist 509

CASE NARRATIVE

Client: Enterprise Network Resolutions

Project: Newburgh, NY

Report Number: 460-32109-1

This case narrative is in the form of an exception report, where only the anomalies related to this report, method specific performance and/or QA/QC issues are discussed. If there are no issues to report, this narrative will include a statement that documents that there are no relevant data issues.

It should be noted that samples with elevated Reporting Limits (RLs) as a result of a dilution may not be able to satisfy customer reporting limits in some cases. Such increases in the RLs are unavoidable but acceptable consequence of sample dilution that enables quantification of target analytes or interferences which exceed the calibration range of the instrument.

Calculations are performed before rounding to avoid round-off errors in calculated results.

All holding times were met and proper preservation noted for the methods performed on these samples, unless otherwise detailed in the individual sections below.

RECEIPT

The samples were received on 10/06/2011; the samples arrived in good condition, properly preserved and on ice. The temperature of the coolers at receipt was 2.1 C.

Note: All samples which require thermal preservation are considered acceptable if the arrival temperature is within 2C of the required temperature or method specified range. For samples with a specified temperature of 4C, samples with a temperature ranging from just above freezing temperature of water to 6C shall be acceptable. Samples that are hand delivered immediately following collection may not meet these criteria, however they will be deemed acceptable according to NELAC standards, if there is evidence that the chilling process has begun, such as arrival on ice, etc.

TOTAL METALS

Sample 460-32109-1 was analyzed for total metals in accordance with EPA SW-846 Method 6010B. The samples were prepared on 10/07/2011 and analyzed on 10/12/2011.

Aluminum failed the recovery criteria high for the MS of sample 460-31831-1 in batch 460-89094.

Refer to the QC report for details.

Sample 460-32109-1(4X) required dilution prior to analysis. The reporting limits have been adjusted accordingly.

As a standard practice all soil samples and related QC samples (i.e., MB, LCS, Dup, MS, SD) are diluted 2X-4X prior to analysis. Further dilutions may be required dependent upon analyte levels in the samples. Refer to the analytical results forms for dilutions.

No other difficulties were encountered during the metals analysis.

All other quality control parameters were within the acceptance limits.

HEXAVALENT CHROMIUM

Sample 460-32109-1 was analyzed for hexavalent chromium in accordance with EPA SW-846 Method 3060A/7196A. The samples were prepared on 10/13/2011 and analyzed on 10/14/2011.

The matrix spike soluble recoveries for batch _89240 was outside control limits. The associated laboratory control samples (LCSS/LCSI) recovery met acceptance criteria.

The matrix duplicate %RPD for Cr6+ associated with batch 89240 was outside the control limits due to non homogeneity of the sample.

No other difficulties were encountered during the hexchrome Cr6 analysis.

All quality control parameters were within the acceptance limits.

TOTAL MERCURY

Sample 460-32109-1 was analyzed for total mercury in accordance with EPA SW-846 Method 7471A. The samples were prepared and analyzed on 10/07/2011.

Mercury failed the recovery criteria high for the MS of sample 460-31914-14 in batch 460-88757. The presence of the '4' qualifier in the

report indicates analytes where the concentration in the unspiked sample exceeded four times the spiking amount.

Refer to the QC report for details.

Sample 460-32109-1(2X) required dilution prior to analysis. The reporting limits have been adjusted accordingly.

No other difficulties were encountered during the mercury analysis.

All other quality control parameters were within the acceptance limits.

ORGANOCHLORINE PESTICIDES

Sample 460-32109-1 was analyzed for organochlorine pesticides in accordance with EPA SW-846 Method 8081A. The samples were prepared and analyzed on 10/10/2011.

DCB Decachlorobiphenyl failed the surrogate recovery criteria high for 460-32109-1. Refer to the QC report for details.

Toxaphene failed the recovery criteria low for LCS 460-88756/2-A. Methoxychlor failed the recovery criteria high. Refer to the QC report for details.

The closing calibration verification (CCV) for several analytes are outside control criteria for the primary column. These analytes were within control criteria on the secondary column. The data have been qualified and reported.

The closing calibration verification (CCV) for hepatchlor was outside control criteria for the secondary column. Heptachlor was within control criteria on the primary column. The data have been qualified and reported.

No other difficulties were encountered during the pesticides analysis.

All other quality control parameters were within the acceptance limits.

POLYCHLORINATED BIPHENYLS (PCBS)

Sample 460-32109-1 was analyzed for polychlorinated biphenyls (PCBs) in accordance with EPA SW-846 Method 8082. The samples were prepared on 10/08/2011 and analyzed on 10/10/2011.

No difficulties were encountered during the PCBs analysis.

All quality control parameters were within the acceptance limits.

VOLATILE ORGANIC COMPOUNDS (GC-MS)

Sample 460-32109-1 was analyzed for volatile organic compounds (GC-MS) in accordance with EPA SW-846 Method 8260B. The samples were prepared on 10/08/2011 and analyzed on 10/13/2011.

Acetone was detected in method blank LB3 460-88800/1-A at a level that was above the method detection limit but below the reporting limit. The value should be considered an estimate, and has been flagged “J”. If the associated sample reported a result above the MDL and/or RL, the result has been “B” flagged. Acetone was detected in method blank MB 460-89344/5 at a level exceeding the reporting limit. If the associated sample reported a result above the MDL and/or RL, the result has been “B” flagged. Refer to the QC report for details.

No other difficulties were encountered during the volatiles analysis.

All other quality control parameters were within the acceptance limits.

SEMIVOLATILE ORGANIC COMPOUNDS (GC-MS)

Sample 460-32109-1 was analyzed for semivolatile organic compounds (GC-MS) in accordance with EPA SW-846 Method 8270C. The samples were prepared on 10/07/2011 and analyzed on 10/11/2011.

The laboratory control sample (LCS) for batch 88750 exceeded control limits for the following analytes: Benzidine.

The matrix spike / matrix spike duplicate (MS/MSD) recoveries for batch 88750 were outside control limits for 2,4-Dinitrophenol and Benzidine. The associated laboratory control sample (LCS) recovery met acceptance criteria.

The matrix spike / matrix spike duplicate (MS/MSD) precision for batch 88750 was outside control limits for 2,4-Dinitrophenol and 4,6-Dinitro-2-methylphenol.

Refer to the QC report for details.

No other difficulties were encountered during the semivolatiles analysis.

All other quality control parameters were within the acceptance limits.

TOTAL CYANIDE

Sample 460-32109-1 was analyzed for total cyanide in accordance with EPA SW-846 Method 9012A. The samples were prepared and analyzed on 10/11/2011.

No difficulties were encountered during the cyanide analysis.

All quality control parameters were within the acceptance limits.

PERCENT SOLIDS

Sample 460-32109-1 was analyzed for percent solids in accordance with ASTM D2974-87 Modified. The samples were analyzed on 10/08/2011.

No difficulties were encountered during the % solids analysis.

All quality control parameters were within the acceptance limits.

SAMPLE SUMMARY

Client: Enterprise Network Resolutions

Job Number: 460-32109-1

Lab Sample ID	Client Sample ID	Client Matrix	Date/Time Sampled	Date/Time Received
460-32109-1	NH-01-C	Solid	10/06/2011 1400	10/06/2011 1845

EXECUTIVE SUMMARY - Detections

Client: Enterprise Network Resolutions Job Number: 460-32109-1

Lab Sample ID / Analyte	Client Sample ID	Result	Qualifier	Reporting Limit	Units	Method
460-32109-1	**NH-01-C**					
Methylene Chloride		3.8		1.0	ug/Kg	8260B
Benzo[a]pyrene		69		36	ug/Kg	8270C
Benzo[b]fluoranthene		98		36	ug/Kg	8270C
Benzo[g,h,i]perylene		48	J	360	ug/Kg	8270C
Benzo[k]fluoranthene		40		36	ug/Kg	8270C
Chrysene		90	J	360	ug/Kg	8270C
Fluoranthene		150	J	360	ug/Kg	8270C
Indeno[1,2,3-cd]pyrene		53		36	ug/Kg	8270C
Phenanthrene		130	J	360	ug/Kg	8270C
Pyrene		170	J	360	ug/Kg	8270C
Aluminum		13700		43.5	mg/Kg	6010B
Arsenic		6.7		1.1	mg/Kg	6010B
Barium		29.0	J	43.5	mg/Kg	6010B
Beryllium		0.47		0.44	mg/Kg	6010B
Chromium		19.6		2.2	mg/Kg	6010B
Cobalt		11.8		10.9	mg/Kg	6010B
Copper		33.2		5.4	mg/Kg	6010B
Lead		30.9		1.1	mg/Kg	6010B
Manganese		918		3.3	mg/Kg	6010B
Nickel		27.1		8.7	mg/Kg	6010B
Vanadium		18.2		10.9	mg/Kg	6010B
Zinc		77.6		6.5	mg/Kg	6010B
Mercury		2.9		0.070	mg/Kg	7471A
Percent Moisture		9.0		1.0	%	Moisture
Percent Solids		91.0		1.0	%	Moisture

METHOD SUMMARY

Client: Enterprise Network Resolutions Job Number: 460-32109-1

Description	Lab Location	Method	Preparation Method
Matrix: Solid			
Volatile Organic Compounds (GC/MS)	TAL EDI	SW846 8260B	
Closed System Purge and Trap	TAL EDI		SW846 5035
Semivolatile Organic Compounds (GC/MS)	TAL EDI	SW846 8270C	
Automated Soxhlet Extraction	TAL EDI		SW846 3541
Organochlorine Pesticides (GC)	TAL EDI	SW846 8081A	
Automated Soxhlet Extraction	TAL EDI		SW846 3541
Polychlorinated Biphenyls (PCBs) by Gas Chromatography	TAL EDI	SW846 8082	
Automated Soxhlet Extraction	TAL EDI		SW846 3541
Metals (ICP)	TAL EDI	SW846 6010B	
Preparation, Metals	TAL EDI		SW846 3050B
Mercury (CVAA)	TAL EDI	SW846 7471A	
Preparation, Mercury	TAL EDI		SW846 7471A
Chromium, Hexavalent	TAL EDI	SW846 7196A	
Alkaline Digestion (Chromium, Hexavalent)	TAL EDI		SW846 3060A
Cyanide, Total and/or Amenable	TAL EDI	SW846 9012A	
Cyanide, Total and/or Amenable, Distillation	TAL EDI		SW846 9012A
Percent Moisture	TAL EDI	EPA Moisture	

Lab References:

TAL EDI = TestAmerica Edison

Method References:

EPA = US Environmental Protection Agency

SW846 = "Test Methods For Evaluating Solid Waste, Physical/Chemical Methods", Third Edition, November 1986 And Its Updates.

METHOD / ANALYST SUMMARY

Client: Enterprise Network Resolutions

Job Number: 460-32109-1

Method	Analyst	Analyst ID
SW846 8260B	Tupayachi, Audberto	AT
SW846 8270C	Zhao, Chunxin	CZ
SW846 8081A	Manlangit, Ferdie	FM
SW846 8082	Damarapu, Shanthi	SD
SW846 6010B	Dave, Virendra	VD
SW846 7471A	Staib, Thomas	TS
SW846 7196A	Carlone, John	JC
SW846 9012A	Vu, Huan	HV
EPA Moisture	Smith, Anthony G	AGS

Client: Enterprise Network Resolutions | Job Number: 460-32109-1

Client Sample ID: **NH-01-C**

Lab Sample ID: 460-32109-1 | Date Sampled: 10/06/2011 1400
Client Matrix: Solid | % Moisture: 9.0 | Date Received: 10/06/2011 1845

8260B Volatile Organic Compounds (GC/MS)

Analysis Method:	8260B	Analysis Batch:	460-89344	Instrument ID:	VOAMS12
Prep Method:	5035	Prep Batch:	460-88800	Lab File ID:	o52623.d
Dilution:	1.0			Initial Weight/Volume:	5.48 g
Analysis Date:	10/13/2011 0753			Final Weight/Volume:	5 mL
Prep Date:	10/08/2011 1433				

Analyte	DryWt Corrected: Y	Result (ug/Kg)	Qualifier	MDL	RL
1,1,1-Trichloroethane		1.0	U	0.19	1.0
1,1,2,2-Tetrachloroethane		1.0	U	0.76	1.0
1,1,2-Trichloroethane		1.0	U	0.59	1.0
1,2-Dibromo-3-Chloropropane		1.0	U	0.61	1.0
1,1-Dichloroethane		1.0	U	0.25	1.0
1,1-Dichloroethene		1.0	U	0.37	1.0
1,2-Dichloroethane		1.0	U	0.39	1.0
1,2-Dichloropropane		1.0	U	0.32	1.0
2-Butanone		10	U	0.57	10
2-Chloroethyl vinyl ether		1.0	U	1.3	1.0
2-Hexanone		10	U	1.7	10
4-Methyl-2-pentanone		10	U	0.72	10
Acetone		10	U	3.7	10
Acrolein		100	U	22	100
Acrylonitrile		50	U	14	50
Benzene		1.0	U	0.74	1.0
Bromodichloromethane		1.0	U	0.30	1.0
Bromoform		1.0	U	0.70	1.0
Bromomethane		1.0	U	0.41	1.0
Carbon disulfide		1.0	U	0.47	1.0
Carbon tetrachloride		1.0	U	0.10	1.0
Chlorobenzene		1.0	U	0.48	1.0
Chloroethane		1.0	U	0.40	1.0
Chloroform		1.0	U	0.24	1.0
Chloromethane		1.0	U	0.64	1.0
cis-1,2-Dichloroethene		1.0	U	0.24	1.0
cis-1,3-Dichloropropene		1.0	U	0.20	1.0
Dichlorodifluoromethane		1.0	U	0.41	1.0
Dibromochloromethane		1.0	U	0.56	1.0
Ethylbenzene		1.0	U	0.19	1.0
Xylenes, Total		3.0	U	0.79	3.0
Methylene Chloride		3.8		0.47	1.0
MTBE		1.0	U	0.34	1.0
Styrene		1.0	U	0.35	1.0
TBA		20	U	7.3	20
Tetrachloroethene		1.0	U	0.33	1.0
Toluene		1.0	U	0.30	1.0
trans-1,2-Dichloroethene		1.0	U	0.28	1.0
trans-1,3-Dichloropropene		1.0	U	0.22	1.0
Trichloroethene		1.0	U	0.36	1.0
Trichlorofluoromethane		1.0	U	0.26	1.0
Vinyl chloride		1.0	U	0.23	1.0
1,2-Dibromoethane		1.0	U	0.52	1.0

Surrogate	%Rec	Qualifier	Acceptance Limits
1,2-Dichloroethane-d4 (Surr)	108		70 - 138

Client: Enterprise Network Resolutions | Job Number: 460-32109-1

Client Sample ID: **NH-01-C**

Lab Sample ID:	460-32109-1			Date Sampled:	10/06/2011 1400
Client Matrix:	Solid	% Moisture:	9.0	Date Received:	10/06/2011 1845

8260B Volatile Organic Compounds (GC/MS)

Analysis Method:	8260B	Analysis Batch:	460-89344	Instrument ID:	VOAMS12
Prep Method:	5035	Prep Batch:	460-88800	Lab File ID:	o52623.d
Dilution:	1.0			Initial Weight/Volume:	5.48 g
Analysis Date:	10/13/2011 0753			Final Weight/Volume:	5 mL
Prep Date:	10/08/2011 1433				

Surrogate	%Rec	Qualifier	Acceptance Limits
Bromofluorobenzene	109		72 - 132
Toluene-d8 (Surr)	109		66 - 126

Client: Enterprise Network Resolutions | Job Number: 460-32109-1

Client Sample ID: **NH-01-C**

Lab Sample ID: 460-32109-1 | Date Sampled: 10/06/2011 1400
Client Matrix: Solid | % Moisture: 9.0 | Date Received: 10/06/2011 1845

8270C Semivolatile Organic Compounds (GC/MS)

Analysis Method:	8270C	Analysis Batch:	460-89099	Instrument ID:	BNAMS10
Prep Method:	3541	Prep Batch:	460-88750	Lab File ID:	p20158.d
Dilution:	1.0			Initial Weight/Volume:	15.05 g
Analysis Date:	10/11/2011 1944			Final Weight/Volume:	1 mL
Prep Date:	10/07/2011 1849			Injection Volume:	1 uL

Analyte	DryWt Corrected: Y	Result (ug/Kg)	Qualifier	MDL	RL
1,2,4-Trichlorobenzene		36	U	5.9	36
1,2-Dichlorobenzene		360	U	58	360
1,2-Diphenylhydrazine		360	U	61	360
1,3-Dichlorobenzene		360	U	50	360
1,4-Dichlorobenzene		360	U	54	360
2,4,5-Trichlorophenol		360	U	70	360
2,4,6-Trichlorophenol		360	U	65	360
2,4-Dichlorophenol		360	U	58	360
2,4-Dimethylphenol		360	U	58	360
2,4-Dinitrophenol		1100	U	77	1100
2,4-Dinitrotoluene		73	U	11	73
2,6-Dinitrotoluene		73	U	9.2	73
2-Chloronaphthalene		360	U	51	360
2-Chlorophenol		360	U	48	360
2-Methylnaphthalene		360	U	53	360
2-Methylphenol		360	U	52	360
2-Nitroaniline		730	U	99	730
2-Nitrophenol		360	U	60	360
4-Methylphenol		360	U	59	360
Benzaldehyde		360	U	23	360
Benzidine		360	U *	77	360
3,3'-Dichlorobenzidine		730	U	80	730
3-Nitroaniline		730	U	82	730
4,6-Dinitro-2-methylphenol		1100	U	170	1100
4-Bromophenyl phenyl ether		360	U	65	360
4-Chloro-3-methylphenol		360	U	61	360
4-Chloroaniline		360	U	46	360
4-Chlorophenyl phenyl ether		360	U	62	360
4-Nitroaniline		730	U	75	730
4-Nitrophenol		1100	U	93	1100
Acenaphthene		360	U	52	360
Acenaphthylene		360	U	52	360
Acetophenone		360	U	54	360
Anthracene		360	U	64	360
Atrazine		360	U	68	360
Benzo[a]anthracene		36	U	6.7	36
Benzo[a]pyrene		69		4.5	36
Benzo[b]fluoranthene		98		5.4	36
Benzo[g,h,i]perylene		48	J	38	360
Benzo[k]fluoranthene		40		5.1	36
Diphenyl		360	U	60	360
Bis(2-chloroethoxy)methane		360	U	52	360
Bis(2-chloroethyl)ether		36	U	7.5	36
Bis(2-ethylhexyl) phthalate		360	U	48	360
Butyl benzyl phthalate		360	U	42	360
Carbazole		360	U	58	360

Client: Enterprise Network Resolutions | Job Number: 460-32109-1

Client Sample ID: **NH-01-C**

Lab Sample ID: 460-32109-1 | Date Sampled: 10/06/2011 1400
Client Matrix: Solid | % Moisture: 9.0 | Date Received: 10/06/2011 1845

8270C Semivolatile Organic Compounds (GC/MS)

Analysis Method:	8270C	Analysis Batch:	460-89099	Instrument ID:	BNAMS10
Prep Method:	3541	Prep Batch:	460-88750	Lab File ID:	p20158.d
Dilution:	1.0			Initial Weight/Volume:	15.05 g
Analysis Date:	10/11/2011 1944			Final Weight/Volume:	1 mL
Prep Date:	10/07/2011 1849			Injection Volume:	1 uL

Analyte	DryWt Corrected: Y	Result (ug/Kg)	Qualifier	MDL	RL
Caprolactam		360	U	50	360
Chrysene		90	J	53	360
Dibenz(a,h)anthracene		36	U	4.4	36
Dibenzofuran		360	U	54	360
Diethyl phthalate		360	U	49	360
Dimethyl phthalate		360	U	49	360
Di-n-butyl phthalate		360	U	55	360
Di-n-octyl phthalate		360	U	43	360
Fluoranthene		150	J	60	360
Fluorene		360	U	61	360
Hexachlorobenzene		36	U	5.0	36
Hexachlorobutadiene		73	U	15	73
Hexachlorocyclopentadiene		360	U	110	360
Hexachloroethane		36	U	6.1	36
Indeno[1,2,3-cd]pyrene		53		5.8	36
Isophorone		360	U	42	360
Naphthalene		360	U	53	360
Nitrobenzene		36	U	8.1	36
N-Nitrosodimethylamine		360	U	37	360
N-Nitrosodi-n-propylamine		36	U	4.8	36
N-Nitrosodiphenylamine		360	U	59	360
Pentachlorophenol		1100	U	180	1100
Phenanthrene		130	J	63	360
Phenol		360	U	44	360
Pyrene		170	J	63	360
bis (2-chloroisopropyl) ether		360	U	48	360

Surrogate	%Rec	Qualifier	Acceptance Limits
2,4,6-Tribromophenol	65		10 - 120
2-Fluorobiphenyl	72		40 - 109
2-Fluorophenol	67		37 - 125
Nitrobenzene-d5	73		38 - 105
Phenol-d5	70		41 - 118
Terphenyl-d14	86		16 - 151

Client: Enterprise Network Resolutions | Job Number: 460-32109-1

Client Sample ID: **NH-01-C**

Lab Sample ID: 460-32109-1 | Date Sampled: 10/06/2011 1400
Client Matrix: Solid | % Moisture: 9.0 | Date Received: 10/06/2011 1845

8081A Organochlorine Pesticides (GC)

Analysis Method:	8081A	Analysis Batch:	460-89029	Instrument ID:	PESTGC4
Prep Method:	3541	Prep Batch:	460-88769	Initial Weight/Volume:	15.04 g
Dilution:	1.0			Final Weight/Volume:	10 mL
Analysis Date:	10/10/2011 1527			Injection Volume:	1 uL
Prep Date:	10/10/2011 0623			Result Type:	PRIMARY

Analyte	DryWt Corrected: Y	Result (ug/Kg)	Qualifier	MDL	RL
Aldrin		7.3	U	1.6	7.3
alpha-BHC		7.3	U	1.4	7.3
beta-BHC		7.3	U	1.0	7.3
Chlordane		73	U	16	73
delta-BHC		7.3	U	1.1	7.3
Dieldrin		7.3	U	1.4	7.3
Endosulfan II		7.3	U	1.1	7.3
Endosulfan I		7.3	U	1.5	7.3
Endosulfan sulfate		7.3	U	0.94	7.3
Endrin		7.3	U	1.0	7.3
Endrin aldehyde		7.3	U	1.8	7.3
Endrin ketone		7.3	U	1.1	7.3
gamma-BHC (Lindane)		7.3	U	0.85	7.3
Heptachlor		7.3	U	1.1	7.3
Heptachlor epoxide		7.3	U	1.5	7.3
Methoxychlor		7.3	U	0.82	7.3
Toxaphene		73	U	15	73
4,4'-DDT		7.3	U	0.92	7.3
4,4'-DDD		7.3	U	0.88	7.3
4,4'-DDE		7.3	U	1.4	7.3

Surrogate	%Rec	Qualifier	Acceptance Limits
DCB Decachlorobiphenyl	155	X	53 - 150
Tetrachloro-m-xylene	124		40 - 150

Client: Enterprise Network Resolutions | Job Number: 460-32109-1

Client Sample ID: **NH-01-C**

Lab Sample ID:	460-32109-1			Date Sampled:	10/06/2011 1400
Client Matrix:	Solid	% Moisture:	9.0	Date Received:	10/06/2011 1845

8081A Organochlorine Pesticides (GC)

Analysis Method:	8081A	Analysis Batch:	460-89029	Instrument ID:	PESTGC4
Prep Method:	3541	Prep Batch:	460-88769	Initial Weight/Volume:	15.04 g
Dilution:	1.0			Final Weight/Volume:	10 mL
Analysis Date:	10/10/2011 1527			Injection Volume:	1 uL
Prep Date:	10/10/2011 0623			Result Type:	SECONDARY

Surrogate	%Rec	Qualifier	Acceptance Limits
DCB Decachlorobiphenyl	150		53 - 150
Tetrachloro-m-xylene	124		40 - 150

Client: Enterprise Network Resolutions | Job Number: 460-32109-1

Client Sample ID: **NH-01-C**

Lab Sample ID: 460-32109-1 | Date Sampled: 10/06/2011 1400
Client Matrix: Solid | % Moisture: 9.0 | Date Received: 10/06/2011 1845

8082 Polychlorinated Biphenyls (PCBs) by Gas Chromatography

Analysis Method:	8082	Analysis Batch:	460-88935	Instrument ID:	PESTGC9
Prep Method:	3541	Prep Batch:	460-88767	Initial Weight/Volume:	15.04 g
Dilution:	1.0			Final Weight/Volume:	10 mL
Analysis Date:	10/10/2011 0140			Injection Volume:	
Prep Date:	10/08/2011 0713			Result Type:	PRIMARY

Analyte	DryWt Corrected: Y	Result (ug/Kg)	Qualifier	MDL	RL
Aroclor 1016		73	U	14	73
Aroclor 1221		73	U	22	73
Aroclor 1232		73	U	42	73
Aroclor 1242		73	U	14	73
Aroclor 1248		73	U	20	73
Aroclor 1254		73	U	25	73
Aroclor 1260		73	U	8.2	73

Surrogate	%Rec	Qualifier	Acceptance Limits
DCB Decachlorobiphenyl	137		30 - 150

Client: Enterprise Network Resolutions | Job Number: 460-32109-1

Client Sample ID: **NH-01-C**

Lab Sample ID: 460-32109-1 | Date Sampled: 10/06/2011 1400
Client Matrix: Solid | % Moisture: 9.0 | Date Received: 10/06/2011 1845

8082 Polychlorinated Biphenyls (PCBs) by Gas Chromatography

Analysis Method:	8082	Analysis Batch:	460-88935	Instrument ID:	PESTGC9
Prep Method:	3541	Prep Batch:	460-88767	Initial Weight/Volume:	15.04 g
Dilution:	1.0			Final Weight/Volume:	10 mL
Analysis Date:	10/10/2011 0140			Injection Volume:	
Prep Date:	10/08/2011 0713			Result Type:	SECONDARY

Surrogate	%Rec	Qualifier	Acceptance Limits
DCB Decachlorobiphenyl	137		30 - 150

Client: Enterprise Network Resolutions | Job Number: 460-32109-1

Client Sample ID: **NH-01-C**

Lab Sample ID: 460-32109-1 | Date Sampled: 10/06/2011 1400
Client Matrix: Solid | % Moisture: 9.0 | Date Received: 10/06/2011 1845

6010B Metals (ICP)

Analysis Method:	6010B	Analysis Batch:	460-89141	Instrument ID:	ICP2
Prep Method:	3050B	Prep Batch:	460-88744	Lab File ID:	88744V1
Dilution:	4.0			Initial Weight/Volume:	1.01 g
Analysis Date:	10/12/2011 0210			Final Weight/Volume:	50 mL
Prep Date:	10/07/2011 1736				

Analyte	DryWt Corrected: Y	Result (mg/Kg)	Qualifier	MDL	RL
Antimony		2.2	U	0.96	2.2
Aluminum		13700		15.9	43.5
Arsenic		6.7		0.76	1.1
Barium		29.0	J	1.3	43.5
Beryllium		0.47		0.19	0.44
Cadmium		1.1	U	0.17	1.1
Chromium		19.6		1.3	2.2
Cobalt		11.8		1.3	10.9
Copper		33.2		0.89	5.4
Lead		30.9		0.54	1.1
Manganese		918		1.2	3.3
Nickel		27.1		0.58	8.7
Selenium		2.2	U	1.0	2.2
Silver		2.2	U	0.17	2.2
Thallium		2.2	U	1.1	2.2
Vanadium		18.2		0.57	10.9
Zinc		77.6		1.1	6.5

7471A Mercury (CVAA)

Analysis Method:	7471A	Analysis Batch:	460-88757	Instrument ID:	LEEMAN3
Prep Method:	7471A	Prep Batch:	460-88747	Lab File ID:	100711.PRN
Dilution:	2.0			Initial Weight/Volume:	0.62 g
Analysis Date:	10/07/2011 2209			Final Weight/Volume:	100 mL
Prep Date:	10/07/2011 1800				

Analyte	DryWt Corrected: Y	Result (mg/Kg)	Qualifier	MDL	RL
Mercury		2.9		0.047	0.070

General Chemistry

Client Sample ID: **NH-01-C**

Lab Sample ID: 460-32109-1 Date Sampled: 10/06/2011 1400
Client Matrix: Solid % Moisture: 9.0 Date Received: 10/06/2011 1845

Analyte	Result	Qual	Units	MDL	RL	Dil	Method
Cr (VI)	2.3	U	mg/Kg	0.56	2.3	1.0	7196A
Analysis Batch: 460-89501	Analysis Date: 10/14/2011 1346						DryWt Corrected: Y
Prep Batch: 460-89414	Prep Date: 10/13/2011 1130						
Cyanide, Total	0.55	U	mg/Kg	0.12	0.55	1.0	9012A
Analysis Batch: 460-89084	Analysis Date: 10/11/2011 1302						DryWt Corrected: Y
Prep Batch: 460-89025	Prep Date: 10/11/2011 0830						

Analyte	Result	Qual	Units	RL	RL	Dil	Method
Percent Moisture	9.0		%	1.0	1.0	1.0	Moisture
Analysis Batch: 460-88808	Analysis Date: 10/08/2011 1721						DryWt Corrected: N
Percent Solids	91.0		%	1.0	1.0	1.0	Moisture
Analysis Batch: 460-88808	Analysis Date: 10/08/2011 1721						DryWt Corrected: N

Client: Enterprise Network Resolutions

Job Number: 460-32109-1

Surrogate Recovery Report

8260B Volatile Organic Compounds (GC/MS)

Client Matrix: Solid

Lab Sample ID	Client Sample ID	DCA %Rec	TOL %Rec	BFB %Rec
460-32109-1	NH-01-C	108	109	109
MB 460-89344/5		113	115	111
LB3 460-88800/1-A		112	116	115
LCS 460-89344/3		109	110	110
LCSD 460-89344/4		113	114	114

Surrogate	Acceptance Limits
DCA = 1,2-Dichloroethane-d4 (Surr)	70-138
TOL = Toluene-d8 (Surr)	66-126
BFB = Bromofluorobenzene	72-132

Client: Enterprise Network Resolutions

Job Number: 460-32109-1

Surrogate Recovery Report

8270C Semivolatile Organic Compounds (GC/MS)

Client Matrix: Solid

Lab Sample ID	Client Sample ID	2FP %Rec	PHL %Rec	NBZ %Rec	FBP %Rec	TBP %Rec	TPH %Rec
460-32109-1	NH-01-C	67	70	73	72	65	86
MB 460-88750/1-A		69	70	75	72	48	85
LCS 460-88750/2-A		71	70	79	78	83	84
460-31941-E-2-D MS		65	63	74	72	74	75
460-31941-E-2-E MSD		62	60	70	69	74	73

Surrogate	Acceptance Limits
2FP = 2-Fluorophenol	37-125
PHL = Phenol-d5	41-118
NBZ = Nitrobenzene-d5	38-105
FBP = 2-Fluorobiphenyl	40-109
TBP = 2,4,6-Tribromophenol	10-120
TPH = Terphenyl-d14	16-151

Client: Enterprise Network Resolutions

Job Number: 460-32109-1

Surrogate Recovery Report

8081A Organochlorine Pesticides (GC)

Client Matrix: Solid

Lab Sample ID	Client Sample ID	TCX1 %Rec	TCX2 %Rec	DCB1 %Rec	DCB2 %Rec
460-32109-1	NH-01-C	124	124	150	155X
MB 460-88756/1-A		86	87	89	100
MB 460-88769/1-A		104	104	126	129
LCS 460-88756/2-A		88	90	101	107
LCS 460-88769/2-A		121	115	140	143
460-32142-E-1-B MS		94	89	114	113
460-32142-E-1-C MSD		102	95	115	118

Surrogate	Acceptance Limits
TCX = Tetrachloro-m-xylene	40-150
DCB = DCB Decachlorobiphenyl	53-150

Client: Enterprise Network Resolutions

Job Number: 460-32109-1

Surrogate Recovery Report

8082 Polychlorinated Biphenyls (PCBs) by Gas Chromatography

Client Matrix: Solid

Lab Sample ID	Client Sample ID	DCB1 %Rec	DCB2 %Rec
460-32109-1	NH-01-C	137	137
MB 460-88767/1-A		132	132
LCS 460-88767/2-A		145	142
460-32095-A-1-A MS		135	138
460-32095-A-1-B MSD		134	138

Surrogate	Acceptance Limits
DCB = DCB Decachlorobiphenyl	30-150

Client: Enterprise Network Resolutions

Job Number: 460-32109-1

Neutral Leach or MeOH Extraction Blank - Batch: 460-88800

Method: 8260B
Preparation: 5035

Lab Sample ID:	LB3 460-88800/1-A	Analysis Batch:	460-89344	Instrument ID:	VOAMS12
Client Matrix:	Solid	Prep Batch:	460-88800	Lab File ID:	o52619.d
Dilution:	1.0	Leach Batch:	N/A	Initial Weight/Volume:	5 g
Analysis Date:	10/13/2011 0612	Units:	ug/Kg	Final Weight/Volume:	5 mL
Prep Date:	10/08/2011 1433				
Leach Date:	N/A				

Analyte	Result	Qual	MDL	RL
1,1,1-Trichloroethane	1.0	U	0.19	1.0
1,1,2,2-Tetrachloroethane	1.0	U	0.76	1.0
1,1,2-Trichloroethane	1.0	U	0.59	1.0
1,2-Dibromo-3-Chloropropane	1.0	U	0.61	1.0
1,1-Dichloroethane	1.0	U	0.25	1.0
1,1-Dichloroethene	1.0	U	0.37	1.0
1,2-Dichloroethane	1.0	U	0.39	1.0
1,2-Dichloropropane	1.0	U	0.32	1.0
2-Butanone	10	U	0.57	10
2-Chloroethyl vinyl ether	1.0	U	1.3	1.0
2-Hexanone	10	U	1.7	10
4-Methyl-2-pentanone	10	U	0.72	10
Acetone	4.04	J	3.7	10
Acrolein	100	U	22	100
Acrylonitrile	50	U	14	50
Benzene	1.0	U	0.74	1.0
Bromodichloromethane	1.0	U	0.30	1.0
Bromoform	1.0	U	0.70	1.0
Bromomethane	1.0	U	0.41	1.0
Carbon disulfide	1.0	U	0.47	1.0
Carbon tetrachloride	1.0	U	0.10	1.0
Chlorobenzene	1.0	U	0.48	1.0
Chloroethane	1.0	U	0.40	1.0
Chloroform	1.0	U	0.24	1.0
Chloromethane	1.0	U	0.63	1.0
cis-1,2-Dichloroethene	1.0	U	0.24	1.0
cis-1,3-Dichloropropene	1.0	U	0.20	1.0
Dichlorodifluoromethane	1.0	U	0.41	1.0
Dibromochloromethane	1.0	U	0.56	1.0
Ethylbenzene	1.0	U	0.19	1.0
Xylenes, Total	3.0	U	0.79	3.0
Methylene Chloride	1.0	U	0.47	1.0
MTBE	1.0	U	0.34	1.0
Styrene	1.0	U	0.35	1.0
TBA	20	U	7.3	20
Tetrachloroethene	1.0	U	0.33	1.0
Toluene	1.0	U	0.30	1.0
trans-1,2-Dichloroethene	1.0	U	0.28	1.0
trans-1,3-Dichloropropene	1.0	U	0.22	1.0
Trichloroethene	1.0	U	0.36	1.0
Trichlorofluoromethane	1.0	U	0.26	1.0
Vinyl chloride	1.0	U	0.23	1.0
1,2-Dibromoethane	1.0	U	0.52	1.0

Surrogate	% Rec	Acceptance Limits

Client: Enterprise Network Resolutions

Job Number: 460-32109-1

Surrogate	% Rec	Acceptance Limits
1,2-Dichloroethane-d4 (Surr)	112	70 - 138
Bromofluorobenzene	115	72 - 132
Toluene-d8 (Surr)	116	66 - 126

Client: Enterprise Network Resolutions

Job Number: 460-32109-1

Method Blank - Batch: 460-89344

Method: 8260B
Preparation: N/A

Lab Sample ID:	MB 460-89344/5	Analysis Batch:	460-89344	Instrument ID:	VOAMS12
Client Matrix:	Solid	Prep Batch:	N/A	Lab File ID:	o52618.d
Dilution:	1.0	Leach Batch:	N/A	Initial Weight/Volume:	5 mL
Analysis Date:	10/13/2011 0546	Units:	ug/Kg	Final Weight/Volume:	5 mL
Prep Date:	N/A				
Leach Date:	N/A				

Analyte	Result	Qual	MDL	RL
1,1,1-Trichloroethane	1.0	U	0.19	1.0
1,1,2,2-Tetrachloroethane	1.0	U	0.76	1.0
1,1,2-Trichloroethane	1.0	U	0.59	1.0
1,2-Dibromo-3-Chloropropane	1.0	U	0.61	1.0
1,1-Dichloroethane	1.0	U	0.25	1.0
1,1-Dichloroethene	1.0	U	0.37	1.0
1,2-Dichloroethane	1.0	U	0.39	1.0
1,2-Dichloropropane	1.0	U	0.32	1.0
2-Butanone	10	U	0.57	10
2-Chloroethyl vinyl ether	1.0	U	1.3	1.0
2-Hexanone	10	U	1.7	10
4-Methyl-2-pentanone	10	U	0.72	10
Acetone	4.44	J	3.7	10
Acrolein	100	U	22	100
Acrylonitrile	50	U	14	50
Benzene	1.0	U	0.74	1.0
Bromodichloromethane	1.0	U	0.30	1.0
Bromoform	1.0	U	0.70	1.0
Bromomethane	1.0	U	0.41	1.0
Carbon disulfide	1.0	U	0.47	1.0
Carbon tetrachloride	1.0	U	0.10	1.0
Chlorobenzene	1.0	U	0.48	1.0
Chloroethane	1.0	U	0.40	1.0
Chloroform	1.0	U	0.24	1.0
Chloromethane	1.0	U	0.63	1.0
cis-1,2-Dichloroethene	1.0	U	0.24	1.0
cis-1,3-Dichloropropene	1.0	U	0.20	1.0
Dichlorodifluoromethane	1.0	U	0.41	1.0
Dibromochloromethane	1.0	U	0.56	1.0
Ethylbenzene	1.0	U	0.19	1.0
Xylenes, Total	3.0	U	0.79	3.0
Methylene Chloride	1.0	U	0.47	1.0
MTBE	1.0	U	0.34	1.0
Styrene	1.0	U	0.35	1.0
TBA	20	U	7.3	20
Tetrachloroethene	1.0	U	0.33	1.0
Toluene	1.0	U	0.30	1.0
trans-1,2-Dichloroethene	1.0	U	0.28	1.0
trans-1,3-Dichloropropene	1.0	U	0.22	1.0
Trichloroethene	1.0	U	0.36	1.0
Trichlorofluoromethane	1.0	U	0.26	1.0
Vinyl chloride	1.0	U	0.23	1.0
1,2-Dibromoethane	1.0	U	0.52	1.0

Surrogate	% Rec	Acceptance Limits

Client: Enterprise Network Resolutions

Job Number: 460-32109-1

Surrogate	% Rec	Acceptance Limits
1,2-Dichloroethane-d4 (Surr)	113	70 - 138
Bromofluorobenzene	111	72 - 132
Toluene-d8 (Surr)	115	66 - 126

Client: Enterprise Network Resolutions

Job Number: 460-32109-1

Lab Control Sample/
Lab Control Sample Duplicate Recovery Report - Batch: 460-89344

Method: 8260B
Preparation: N/A

LCS Lab Sample ID:	LCS 460-89344/3	Analysis Batch:	460-89344	Instrument ID:	VOAMS12
Client Matrix:	Solid	Prep Batch:	N/A	Lab File ID:	o52615.d
Dilution:	1.0	Leach Batch:	N/A	Initial Weight/Volume:	5 mL
Analysis Date:	10/13/2011 0421	Units:	ug/Kg	Final Weight/Volume:	5 mL
Prep Date:	N/A				
Leach Date:	N/A				

LCSD Lab Sample ID:	LCSD 460-89344/4	Analysis Batch:	460-89344	Instrument ID:	VOAMS12
Client Matrix:	Solid	Prep Batch:	N/A	Lab File ID:	o52616.d
Dilution:	1.0	Leach Batch:	N/A	Initial Weight/Volume:	5 mL
Analysis Date:	10/13/2011 0447	Units:	ug/Kg	Final Weight/Volume:	5 mL
Prep Date:	N/A				
Leach Date:	N/A				

	% Rec.						
Analyte	LCS	LCSD	Limit	RPD	RPD Limit	LCS Qual	LCSD Qual
1,1,1-Trichloroethane	92	89	78 - 117	4	30		
1,1,2,2-Tetrachloroethane	98	96	79 - 122	2	30		
1,1,2-Trichloroethane	95	96	73 - 118	1	30		
1,2-Dibromo-3-Chloropropane	78	82	74 - 118	4	30		
1,1-Dichloroethane	101	99	76 - 125	3	30		
1,1-Dichloroethene	99	91	71 - 126	9	30		
1,2-Dichloroethane	98	100	76 - 118	2	30		
1,2-Dichloropropane	94	96	82 - 122	2	30		
2-Butanone	97	112	77 - 117	14	30		
2-Chloroethyl vinyl ether	85	93	74 - 120	9	30		
2-Hexanone	84	94	70 - 122	12	30		
4-Methyl-2-pentanone	87	99	68 - 120	13	30		
Acetone	111	114	27 - 164	2	30		
Acrolein	97	93	10 - 163	4	30		
Acrylonitrile	104	103	71 - 130	2	30		
Benzene	97	96	77 - 117	2	30		
Bromodichloromethane	86	88	79 - 119	2	30		
Bromoform	63	68	59 - 125	8	30		
Bromomethane	117	120	54 - 142	3	30		
Carbon disulfide	79	80	72 - 128	2	30		
Carbon tetrachloride	86	85	79 - 118	2	30		
Chlorobenzene	96	97	80 - 120	1	30		
Chloroethane	106	110	56 - 146	3	30		
Chloroform	97	97	77 - 120	1	30		
Chloromethane	89	105	50 - 151	17	30		
cis-1,2-Dichloroethene	100	97	80 - 120	4	30		
cis-1,3-Dichloropropene	90	91	80 - 123	1	30		
Dichlorodifluoromethane	102	108	52 - 144	5	30		
Dibromochloromethane	77	77	68 - 120	1	30		
Ethylbenzene	92	93	81 - 121	1	30		
Xylenes, Total	92	93	82 - 122	1	30		
Methylene Chloride	102	99	74 - 137	2	30		
MTBE	89	96	78 - 120	8	30		
Styrene	93	92	82 - 122	0	30		
TBA	82	95	65 - 119	14	30		
Tetrachloroethene	94	97	80 - 120	3	30		

Client: Enterprise Network Resolutions Job Number: 460-32109-1

Lab Control Sample/
Lab Control Sample Duplicate Recovery Report - Batch: 460-89344

Method: 8260B
Preparation: N/A

LCS Lab Sample ID:	LCS 460-89344/3	Analysis Batch:	460-89344	Instrument ID:	VOAMS12
Client Matrix:	Solid	Prep Batch:	N/A	Lab File ID:	o52615.d
Dilution:	1.0	Leach Batch:	N/A	Initial Weight/Volume:	5 mL
Analysis Date:	10/13/2011 0421	Units:	ug/Kg	Final Weight/Volume:	5 mL
Prep Date:	N/A				
Leach Date:	N/A				

LCSD Lab Sample ID:	LCSD 460-89344/4	Analysis Batch:	460-89344	Instrument ID:	VOAMS12
Client Matrix:	Solid	Prep Batch:	N/A	Lab File ID:	o52616.d
Dilution:	1.0	Leach Batch:	N/A	Initial Weight/Volume:	5 mL
Analysis Date:	10/13/2011 0447	Units:	ug/Kg	Final Weight/Volume:	5 mL
Prep Date:	N/A				
Leach Date:	N/A				

	% Rec.						
Analyte	LCS	LCSD	Limit	RPD	RPD Limit	LCS Qual	LCSD Qual
Toluene	110	110	75 - 115	0	30		
trans-1,2-Dichloroethene	99	93	75 - 122	6	30		
trans-1,3-Dichloropropene	86	87	67 - 121	1	30		
Trichloroethene	93	94	79 - 119	1	30		
Trichlorofluoromethane	99	105	61 - 139	6	30		
Vinyl chloride	95	109	67 - 133	13	30		
1,2-Dibromoethane	92	95	75 - 117	3	30		

Surrogate	LCS % Rec	LCSD % Rec	Acceptance Limits
1,2-Dichloroethane-d4 (Surr)	109	113	70 - 138
Bromofluorobenzene	110	114	72 - 132
Toluene-d8 (Surr)	110	114	66 - 126

Client: Enterprise Network Resolutions

Job Number: 460-32109-1

Laboratory Control/
Laboratory Duplicate Data Report - Batch: 460-89344

Method: 8260B
Preparation: N/A

LCS Lab Sample ID:	LCS 460-89344/3	Units: ug/Kg		LCSD Lab Sample ID:	LCSD 460-89344/4
Client Matrix:	Solid			Client Matrix:	Solid
Dilution:	1.0			Dilution:	1.0
Analysis Date:	10/13/2011 0421			Analysis Date:	10/13/2011 0447
Prep Date:	N/A			Prep Date:	N/A
Leach Date:	N/A			Leach Date:	N/A

Analyte	LCS Spike Amount	LCSD Spike Amount	LCS Result/Qual	LCSD Result/Qual
1,1,1-Trichloroethane	20.0	20.0	18.4	17.7
1,1,2,2-Tetrachloroethane	20.0	20.0	19.6	19.3
1,1,2-Trichloroethane	20.0	20.0	19.0	19.2
1,2-Dibromo-3-Chloropropane	20.0	20.0	15.7	16.4
1,1-Dichloroethane	20.0	20.0	20.3	19.7
1,1-Dichloroethene	20.0	20.0	19.8	18.1
1,2-Dichloroethane	20.0	20.0	19.6	20.0
1,2-Dichloropropane	20.0	20.0	18.8	19.1
2-Butanone	20.0	20.0	19.5	22.4
2-Chloroethyl vinyl ether	20.0	20.0	17.1	18.6
2-Hexanone	20.0	20.0	16.7	18.8
4-Methyl-2-pentanone	20.0	20.0	17.3	19.7
Acetone	20.0	20.0	22.3	22.8
Acrolein	300	300	290	279
Acrylonitrile	150	150	156	154
Benzene	20.0	20.0	19.4	19.1
Bromodichloromethane	20.0	20.0	17.3	17.7
Bromoform	20.0	20.0	12.5	13.6
Bromomethane	20.0	20.0	23.3	24.1
Carbon disulfide	20.0	20.0	15.8	16.0
Carbon tetrachloride	20.0	20.0	17.2	16.9
Chlorobenzene	20.0	20.0	19.1	19.3
Chloroethane	20.0	20.0	21.3	22.0
Chloroform	20.0	20.0	19.3	19.4
Chloromethane	20.0	20.0	17.8	21.1
cis-1,2-Dichloroethene	20.0	20.0	20.0	19.3
cis-1,3-Dichloropropene	20.0	20.0	17.9	18.2
Dichlorodifluoromethane	20.0	20.0	20.4	21.5
Dibromochloromethane	20.0	20.0	15.3	15.5
Ethylbenzene	20.0	20.0	18.4	18.7
Xylenes, Total	60.0	60.0	55.0	55.6
Methylene Chloride	20.0	20.0	20.4	19.9
MTBE	20.0	20.0	17.8	19.3
Styrene	20.0	20.0	18.5	18.4
TBA	400	400	328	378
Tetrachloroethene	20.0	20.0	18.8	19.3
Toluene	20.0	20.0	22.0	21.9
trans-1,2-Dichloroethene	20.0	20.0	19.9	18.6
trans-1,3-Dichloropropene	20.0	20.0	17.2	17.4

Client: Enterprise Network Resolutions

Job Number: 460-32109-1

Laboratory Control/
Laboratory Duplicate Data Report - Batch: 460-89344

Method: 8260B
Preparation: N/A

LCS Lab Sample ID:	LCS 460-89344/3	Units:	ug/Kg	LCSD Lab Sample ID:	LCSD 460-89344/4
Client Matrix:	Solid			Client Matrix:	Solid
Dilution:	1.0			Dilution:	1.0
Analysis Date:	10/13/2011 0421			Analysis Date:	10/13/2011 0447
Prep Date:	N/A			Prep Date:	N/A
Leach Date:	N/A			Leach Date:	N/A

Analyte	LCS Spike Amount	LCSD Spike Amount	LCS Result/Qual	LCSD Result/Qual
Trichloroethene	20.0	20.0	18.7	18.9
Trichlorofluoromethane	20.0	20.0	19.8	21.0
Vinyl chloride	20.0	20.0	19.0	21.8
1,2-Dibromoethane	20.0	20.0	18.5	19.1

Client: Enterprise Network Resolutions

Job Number: 460-32109-1

Method Blank - Batch: 460-88750

Method: 8270C
Preparation: 3541

Lab Sample ID:	MB 460-88750/1-A	Analysis Batch:	460-89094	Instrument ID:	BNAMS10
Client Matrix:	Solid	Prep Batch:	460-88750	Lab File ID:	p20119.d
Dilution:	1.0	Leach Batch:	N/A	Initial Weight/Volume:	15.00 g
Analysis Date:	10/10/2011 1724	Units:	ug/Kg	Final Weight/Volume:	1 mL
Prep Date:	10/07/2011 1849			Injection Volume:	1 uL
Leach Date:	N/A				

Analyte	Result	Qual	MDL	RL
1,2,4-Trichlorobenzene	33	U	5.4	33
1,2-Dichlorobenzene	330	U	53	330
1,2-Diphenylhydrazine	330	U	56	330
1,3-Dichlorobenzene	330	U	45	330
1,4-Dichlorobenzene	330	U	49	330
2,4,5-Trichlorophenol	330	U	64	330
2,4,6-Trichlorophenol	330	U	59	330
2,4-Dichlorophenol	330	U	53	330
2,4-Dimethylphenol	330	U	53	330
2,4-Dinitrophenol	1000	U	70	1000
2,4-Dinitrotoluene	67	U	9.7	67
2,6-Dinitrotoluene	67	U	8.4	67
2-Chloronaphthalene	330	U	47	330
2-Chlorophenol	330	U	44	330
2-Methylnaphthalene	330	U	48	330
2-Methylphenol	330	U	48	330
2-Nitroaniline	670	U	91	670
2-Nitrophenol	330	U	54	330
4-Methylphenol	330	U	54	330
Benzaldehyde	330	U	21	330
Benzidine	330	U	70	330
3,3'-Dichlorobenzidine	670	U	73	670
3-Nitroaniline	670	U	75	670
4,6-Dinitro-2-methylphenol	1000	U	160	1000
4-Bromophenyl phenyl ether	330	U	59	330
4-Chloro-3-methylphenol	330	U	56	330
4-Chloroaniline	330	U	42	330
4-Chlorophenyl phenyl ether	330	U	57	330
4-Nitroaniline	670	U	68	670
4-Nitrophenol	1000	U	85	1000
Acenaphthene	330	U	47	330
Acenaphthylene	330	U	47	330
Acetophenone	330	U	49	330
Anthracene	330	U	58	330
Atrazine	330	U	62	330
Benzo[a]anthracene	33	U	6.1	33
Benzo[a]pyrene	33	U	4.1	33
Benzo[b]fluoranthene	33	U	4.9	33
Benzo[g,h,i]perylene	330	U	35	330
Benzo[k]fluoranthene	33	U	4.6	33
Diphenyl	330	U	55	330
Bis(2-chloroethoxy)methane	330	U	47	330
Bis(2-chloroethyl)ether	33	U	6.9	33
Bis(2-ethylhexyl) phthalate	330	U	44	330
Butyl benzyl phthalate	330	U	39	330

Client: Enterprise Network Resolutions

Job Number: 460-32109-1

Method Blank - Batch: 460-88750

Method: 8270C
Preparation: 3541

Lab Sample ID:	MB 460-88750/1-A	Analysis Batch:	460-89094	Instrument ID:	BNAMS10
Client Matrix:	Solid	Prep Batch:	460-88750	Lab File ID:	p20119.d
Dilution:	1.0	Leach Batch:	N/A	Initial Weight/Volume:	15.00 g
Analysis Date:	10/10/2011 1724	Units:	ug/Kg	Final Weight/Volume:	1 mL
Prep Date:	10/07/2011 1849			Injection Volume:	1 uL
Leach Date:	N/A				

Analyte	Result	Qual	MDL	RL
Carbazole	330	U	53	330
Caprolactam	330	U	45	330
Chrysene	330	U	48	330
Dibenz(a,h)anthracene	33	U	4.0	33
Dibenzofuran	330	U	50	330
Diethyl phthalate	330	U	44	330
Dimethyl phthalate	330	U	45	330
Di-n-butyl phthalate	330	U	51	330
Di-n-octyl phthalate	330	U	39	330
Fluoranthene	330	U	55	330
Fluorene	330	U	56	330
Hexachlorobenzene	33	U	4.6	33
Hexachlorobutadiene	67	U	13	67
Hexachlorocyclopentadiene	330	U	97	330
Hexachloroethane	33	U	5.6	33
Indeno[1,2,3-cd]pyrene	33	U	5.3	33
Isophorone	330	U	38	330
Naphthalene	330	U	48	330
Nitrobenzene	33	U	7.4	33
N-Nitrosodimethylamine	330	U	34	330
N-Nitrosodi-n-propylamine	33	U	4.4	33
N-Nitrosodiphenylamine	330	U	54	330
Pentachlorophenol	1000	U	160	1000
Phenanthrene	330	U	58	330
Phenol	330	U	41	330
Pyrene	330	U	57	330
bis (2-chloroisopropyl) ether	330	U	43	330

Surrogate	% Rec	Acceptance Limits
2,4,6-Tribromophenol	48	10 - 120
2-Fluorobiphenyl	72	40 - 109
2-Fluorophenol	69	37 - 125
Nitrobenzene-d5	75	38 - 105
Phenol-d5	70	41 - 118
Terphenyl-d14	85	16 - 151

Lab Control Sample - Batch: 460-88750

Method: 8270C
Preparation: 3541

Lab Sample ID:	LCS 460-88750/2-A	Analysis Batch:	460-89094	Instrument ID:	BNAMS10
Client Matrix:	Solid	Prep Batch:	460-88750	Lab File ID:	p20118.d
Dilution:	1.0	Leach Batch:	N/A	Initial Weight/Volume:	15.00 g
Analysis Date:	10/10/2011 1658	Units:	ug/Kg	Final Weight/Volume:	1 mL
Prep Date:	10/07/2011 1849			Injection Volume:	1 uL
Leach Date:	N/A				

Analyte	Spike Amount	Result	% Rec.	Limit	Qual
1,2,4-Trichlorobenzene	3330	2800	84	48 - 94	
1,2-Dichlorobenzene	3330	2730	82	48 - 87	
1,2-Diphenylhydrazine	3330	2920	87	47 - 101	
1,3-Dichlorobenzene	3330	2700	81	47 - 84	
1,4-Dichlorobenzene	3330	2680	80	47 - 85	
2,4,5-Trichlorophenol	6490	5310	82	50 - 115	
2,4,6-Trichlorophenol	6490	5380	83	53 - 118	
2,4-Dichlorophenol	6450	4950	77	58 - 115	
2,4-Dimethylphenol	6410	5040	79	56 - 112	
2,4-Dinitrophenol	6670	1050	16	10 - 129	
2,4-Dinitrotoluene	3330	2980	89	53 - 110	
2,6-Dinitrotoluene	3330	2850	85	51 - 115	
2-Chloronaphthalene	3330	2750	83	51 - 102	
2-Chlorophenol	6410	5090	80	56 - 110	
2-Methylnaphthalene	3330	2750	82	51 - 98	
2-Methylphenol	6420	5140	80	54 - 117	
2-Nitroaniline	3330	2830	85	51 - 109	
2-Nitrophenol	6440	5470	85	55 - 101	
4-Methylphenol	6420	4360	68	47 - 103	
Benzaldehyde	3330	971	29	10 - 160	
Benzidine	3330	330	1	10 - 61	U *
3,3'-Dichlorobenzidine	3330	2210	66	24 - 105	
3-Nitroaniline	3330	2220	67	32 - 104	
4,6-Dinitro-2-methylphenol	6670	2230	33	10 - 110	
4-Bromophenyl phenyl ether	3330	2790	84	44 - 102	
4-Chloro-3-methylphenol	6440	5280	82	55 - 117	
4-Chloroaniline	3330	1740	52	10 - 96	
4-Chlorophenyl phenyl ether	3330	2790	84	50 - 106	
4-Nitroaniline	3330	2460	74	45 - 106	
4-Nitrophenol	6670	6230	93	45 - 114	
Acenaphthene	3330	2860	86	46 - 100	
Acenaphthylene	3330	2690	81	51 - 103	
Acetophenone	3340	2590	78	40 - 95	
Anthracene	3330	2860	86	50 - 107	
Atrazine	3330	2480	74	30 - 100	
Benzo[a]anthracene	3330	2710	81	46 - 112	
Benzo[a]pyrene	3330	2790	84	36 - 89	
Benzo[b]fluoranthene	3330	2840	85	33 - 96	
Benzo[g,h,i]perylene	3330	2880	86	43 - 106	
Benzo[k]fluoranthene	3330	2820	85	35 - 115	
Diphenyl	3340	2770	83	50 - 105	
Bis(2-chloroethoxy)methane	3330	2790	84	51 - 100	
Bis(2-chloroethyl)ether	3330	2670	80	44 - 101	
Bis(2-ethylhexyl) phthalate	3330	2870	86	49 - 119	
Butyl benzyl phthalate	3330	2950	88	49 - 117	
Carbazole	3330	2860	86	49 - 104	

Client: Enterprise Network Resolutions

Job Number: 460-32109-1

Lab Control Sample - Batch: 460-88750

Method: 8270C
Preparation: 3541

Lab Sample ID:	LCS 460-88750/2-A	Analysis Batch:	460-89094	Instrument ID:	BNAMS10
Client Matrix:	Solid	Prep Batch:	460-88750	Lab File ID:	p20118.d
Dilution:	1.0	Leach Batch:	N/A	Initial Weight/Volume:	15.00 g
Analysis Date:	10/10/2011 1658	Units:	ug/Kg	Final Weight/Volume:	1 mL
Prep Date:	10/07/2011 1849			Injection Volume:	1 uL
Leach Date:	N/A				

Analyte	Spike Amount	Result	% Rec.	Limit	Qual
Caprolactam	3340	2890	87	10 - 127	
Chrysene	3330	2930	88	45 - 114	
Dibenz(a,h)anthracene	3330	2970	89	43 - 107	
Dibenzofuran	3330	2810	84	52 - 106	
Diethyl phthalate	3330	2940	88	52 - 114	
Dimethyl phthalate	3330	2850	86	52 - 112	
Di-n-butyl phthalate	3330	2950	88	50 - 108	
Di-n-octyl phthalate	3330	2630	79	40 - 106	
Fluoranthene	3330	2950	89	49 - 108	
Fluorene	3330	2870	86	51 - 108	
Hexachlorobenzene	3330	2800	84	43 - 104	
Hexachlorobutadiene	3330	2790	84	45 - 98	
Hexachlorocyclopentadiene	3330	2880	86	24 - 98	
Hexachloroethane	3330	2680	80	45 - 90	
Indeno[1,2,3-cd]pyrene	3330	3050	91	43 - 109	
Isophorone	3330	2820	85	48 - 97	
Naphthalene	3330	2750	83	53 - 94	
Nitrobenzene	3330	2700	81	42 - 106	
N-Nitrosodimethylamine	3330	2710	81	40 - 84	
N-Nitrosodi-n-propylamine	3330	2860	86	42 - 107	
N-Nitrosodiphenylamine	3330	2830	85	49 - 106	
Pentachlorophenol	6670	5520	83	19 - 113	
Phenanthrene	3330	2890	87	48 - 108	
Phenol	6370	5090	80	54 - 115	
Pyrene	3330	2910	87	49 - 116	
bis (2-chloroisopropyl) ether	3330	2910	87	45 - 102	

Surrogate	% Rec	Acceptance Limits
2,4,6-Tribromophenol	83	10 - 120
2-Fluorobiphenyl	78	40 - 109
2-Fluorophenol	71	37 - 125
Nitrobenzene-d5	79	38 - 105
Phenol-d5	70	41 - 118
Terphenyl-d14	84	16 - 151

Client: Enterprise Network Resolutions

Job Number: 460-32109-1

Matrix Spike/
Matrix Spike Duplicate Recovery Report - Batch: 460-88750

Method: 8270C
Preparation: 3541

MS Lab Sample ID:	460-31941-E-2-D MS	Analysis Batch:	460-89094	Instrument ID:	BNAMS10
Client Matrix:	Solid	Prep Batch:	460-88750	Lab File ID:	p20121.d
Dilution:	1.0	Leach Batch:	N/A	Initial Weight/Volume:	15.02 g
Analysis Date:	10/10/2011 1815			Final Weight/Volume:	1 mL
Prep Date:	10/07/2011 1849			Injection Volume:	1 uL
Leach Date:	N/A				

MSD Lab Sample ID:	460-31941-E-2-E MSD	Analysis Batch:	460-89094	Instrument ID:	BNAMS10
Client Matrix:	Solid	Prep Batch:	460-88750	Lab File ID:	p20122.d
Dilution:	1.0	Leach Batch:	N/A	Initial Weight/Volume:	15.02 g
Analysis Date:	10/10/2011 1841			Final Weight/Volume:	1 mL
Prep Date:	10/07/2011 1849			Injection Volume:	1 uL
Leach Date:	N/A				

	% Rec.						
Analyte	MS	MSD	Limit	RPD	RPD Limit	MS Qual	MSD Qual
1,2,4-Trichlorobenzene	77	70	48 - 94	9	30		
1,2-Dichlorobenzene	74	71	48 - 87	3	30		
1,2-Diphenylhydrazine	83	78	47 - 101	6	30		
1,3-Dichlorobenzene	75	70	47 - 84	6	30		
1,4-Dichlorobenzene	74	72	47 - 85	3	30		
2,4,5-Trichlorophenol	74	71	50 - 115	4	30		
2,4,6-Trichlorophenol	76	70	53 - 118	8	30		
2,4-Dichlorophenol	70	65	58 - 115	8	30		
2,4-Dimethylphenol	72	66	56 - 112	9	30		
2,4-Dinitrophenol	14	9	10 - 129	47	30	J	J F
2,4-Dinitrotoluene	83	79	53 - 110	4	30		
2,6-Dinitrotoluene	79	75	51 - 115	6	30		
2-Chloronaphthalene	76	72	51 - 102	5	30		
2-Chlorophenol	73	67	56 - 110	8	30		
2-Methylnaphthalene	76	69	51 - 98	9	30		
2-Methylphenol	74	67	54 - 117	10	30		
2-Nitroaniline	81	76	51 - 109	7	30		
2-Nitrophenol	77	71	55 - 101	8	30		
4-Methylphenol	61	58	47 - 103	6	30		
Benzaldehyde	28	31	10 - 160	10	30		
Benzidine	3	4	10 - 61	29	30	J F	J F
3,3'-Dichlorobenzidine	61	64	24 - 105	5	30		
3-Nitroaniline	62	66	32 - 104	7	30		
4,6-Dinitro-2-methylphenol	33	22	10 - 110	40	30		F
4-Bromophenyl phenyl ether	79	74	44 - 102	6	30		
4-Chloro-3-methylphenol	77	73	55 - 117	5	30		
4-Chloroaniline	43	51	10 - 96	17	30		
4-Chlorophenyl phenyl ether	79	75	50 - 106	5	30		
4-Nitroaniline	69	69	45 - 106	1	30		
4-Nitrophenol	89	81	45 - 114	10	30		
Acenaphthene	78	74	46 - 100	6	30		
Acenaphthylene	74	71	51 - 103	4	30		
Acetophenone	71	66	40 - 95	8	30		

Client: Enterprise Network Resolutions

Job Number: 460-32109-1

Matrix Spike/
Matrix Spike Duplicate Recovery Report - Batch: 460-88750

Method: 8270C
Preparation: 3541

MS Lab Sample ID:	460-31941-E-2-D MS	Analysis Batch:	460-89094	Instrument ID:	BNAMS10
Client Matrix:	Solid	Prep Batch:	460-88750	Lab File ID:	p20121.d
Dilution:	1.0	Leach Batch:	N/A	Initial Weight/Volume:	15.02 g
Analysis Date:	10/10/2011 1815			Final Weight/Volume:	1 mL
Prep Date:	10/07/2011 1849			Injection Volume:	1 uL
Leach Date:	N/A				

MSD Lab Sample ID:	460-31941-E-2-E MSD	Analysis Batch:	460-89094	Instrument ID:	BNAMS10
Client Matrix:	Solid	Prep Batch:	460-88750	Lab File ID:	p20122.d
Dilution:	1.0	Leach Batch:	N/A	Initial Weight/Volume:	15.02 g
Analysis Date:	10/10/2011 1841			Final Weight/Volume:	1 mL
Prep Date:	10/07/2011 1849			Injection Volume:	1 uL
Leach Date:	N/A				

	% Rec.						
Analyte	MS	MSD	Limit	RPD	RPD Limit	MS Qual	MSD Qual
Anthracene	80	74	50 - 107	7	30		
Atrazine	69	67	30 - 100	3	30		
Benzo[a]anthracene	76	71	46 - 112	6	30		
Benzo[a]pyrene	78	75	36 - 89	4	30		
Benzo[b]fluoranthene	84	78	33 - 96	7	30		
Benzo[g,h,i]perylene	82	78	43 - 106	6	30		
Benzo[k]fluoranthene	75	73	35 - 115	3	30		
Diphenyl	77	72	50 - 105	7	30		
Bis(2-chloroethoxy)methane	77	71	51 - 100	8	30		
Bis(2-chloroethyl)ether	72	68	44 - 101	6	30		
Bis(2-ethylhexyl) phthalate	82	75	49 - 119	9	30		
Butyl benzyl phthalate	79	75	49 - 117	6	30		
Carbazole	79	76	49 - 104	4	30		
Caprolactam	83	78	10 - 127	5	30		
Chrysene	81	76	45 - 114	6	30		
Dibenz(a,h)anthracene	86	81	43 - 107	6	30		
Dibenzofuran	80	74	52 - 106	7	30		
Diethyl phthalate	81	79	52 - 114	2	30		
Dimethyl phthalate	79	77	52 - 112	4	30		
Di-n-butyl phthalate	84	79	50 - 108	5	30		
Di-n-octyl phthalate	73	70	40 - 106	4	30		
Fluoranthene	82	77	49 - 108	5	30		
Fluorene	80	76	51 - 108	5	30		
Hexachlorobenzene	80	76	43 - 104	5	30		
Hexachlorobutadiene	75	73	45 - 98	4	30		
Hexachlorocyclopentadiene	73	68	24 - 98	8	30		
Hexachloroethane	74	71	45 - 90	4	30		
Indeno[1,2,3-cd]pyrene	83	78	43 - 109	6	30		
Isophorone	79	73	48 - 97	7	30		
Naphthalene	77	71	53 - 94	9	30		
Nitrobenzene	76	70	42 - 106	8	30		
N-Nitrosodimethylamine	76	73	40 - 84	4	30		
N-Nitrosodi-n-propylamine	79	74	42 - 107	7	30		

Client: Enterprise Network Resolutions

Job Number: 460-32109-1

Matrix Spike/
Matrix Spike Duplicate Recovery Report - Batch: 460-88750

Method: 8270C
Preparation: 3541

MS Lab Sample ID:	460-31941-E-2-D MS	Analysis Batch:	460-89094	Instrument ID:	BNAMS10
Client Matrix:	Solid	Prep Batch:	460-88750	Lab File ID:	p20121.d
Dilution:	1.0	Leach Batch:	N/A	Initial Weight/Volume:	15.02 g
Analysis Date:	10/10/2011 1815			Final Weight/Volume:	1 mL
Prep Date:	10/07/2011 1849			Injection Volume:	1 uL
Leach Date:	N/A				

MSD Lab Sample ID:	460-31941-E-2-E MSD	Analysis Batch:	460-89094	Instrument ID:	BNAMS10
Client Matrix:	Solid	Prep Batch:	460-88750	Lab File ID:	p20122.d
Dilution:	1.0	Leach Batch:	N/A	Initial Weight/Volume:	15.02 g
Analysis Date:	10/10/2011 1841			Final Weight/Volume:	1 mL
Prep Date:	10/07/2011 1849			Injection Volume:	1 uL
Leach Date:	N/A				

	% Rec.						
Analyte	MS	MSD	Limit	RPD	RPD Limit	MS Qual	MSD Qual
N-Nitrosodiphenylamine	84	76	49 - 106	10	30		
Pentachlorophenol	75	72	19 - 113	5	30		
Phenanthrene	81	78	48 - 108	5	30		
Phenol	74	67	54 - 115	10	30		
Pyrene	80	75	49 - 116	7	30		
bis (2-chloroisopropyl) ether	79	74	45 - 102	6	30		

Surrogate	MS % Rec	MSD % Rec	Acceptance Limits
2,4,6-Tribromophenol	74	74	10 - 120
2-Fluorobiphenyl	72	69	40 - 109
2-Fluorophenol	65	62	37 - 125
Nitrobenzene-d5	74	70	38 - 105
Phenol-d5	63	60	41 - 118
Terphenyl-d14	75	73	16 - 151

Client: Enterprise Network Resolutions

Job Number: 460-32109-1

Matrix Spike/
Matrix Spike Duplicate Recovery Report - Batch: 460-88750

Method: 8270C
Preparation: 3541

MS Lab Sample ID:	460-31941-E-2-D MS	Units:	ug/Kg	MSD Lab Sample ID:	460-31941-E-2-E MSD
Client Matrix:	Solid			Client Matrix:	Solid
Dilution:	1.0			Dilution:	1.0
Analysis Date:	10/10/2011 1815			Analysis Date:	10/10/2011 1841
Prep Date:	10/07/2011 1849			Prep Date:	10/07/2011 1849
Leach Date:	N/A			Leach Date:	N/A

Analyte	Sample Result/Qual		MS Spike Amount	MSD Spike Amount	MS Result/Qual		MSD Result/Qual	
1,2,4-Trichlorobenzene	35	U	3500	3500	2680		2460	
1,2-Dichlorobenzene	350	U	3500	3500	2590		2500	
1,2-Diphenylhydrazine	350	U	3500	3500	2910		2730	
1,3-Dichlorobenzene	350	U	3500	3500	2630		2470	
1,4-Dichlorobenzene	350	U	3500	3500	2600		2510	
2,4,5-Trichlorophenol	350	U	6820	6820	5070		4860	
2,4,6-Trichlorophenol	350	U	6820	6820	5180		4800	
2,4-Dichlorophenol	350	U	6780	6780	4750		4380	
2,4-Dimethylphenol	350	U	6740	6740	4850		4450	
2,4-Dinitrophenol	1000	U	7010	7010	989	J	613	J F
2,4-Dinitrotoluene	70	U	3500	3500	2890		2780	
2,6-Dinitrotoluene	70	U	3500	3500	2780		2630	
2-Chloronaphthalene	350	U	3500	3500	2650		2520	
2-Chlorophenol	350	U	6730	6730	4900		4530	
2-Methylnaphthalene	350	U	3500	3500	2650		2420	
2-Methylphenol	350	U	6750	6750	4980		4530	
2-Nitroaniline	700	U	3500	3500	2850		2660	
2-Nitrophenol	350	U	6770	6770	5210		4810	
4-Methylphenol	350	U	6750	6750	4150		3900	
Benzaldehyde	350	U	3500	3500	988		1090	
Benzidine	350	U	3500	3500	101	J F	135	J F
3,3'-Dichlorobenzidine	700	U	3500	3500	2130		2230	
3-Nitroaniline	700	U	3500	3500	2160		2320	
4,6-Dinitro-2-methylphenol	1000	U	7010	7010	2280		1530	F
4-Bromophenyl phenyl ether	350	U	3500	3500	2760		2590	
4-Chloro-3-methylphenol	350	U	6770	6770	5190		4910	
4-Chloroaniline	350	U	3500	3500	1510		1800	
4-Chlorophenyl phenyl ether	350	U	3500	3500	2750		2620	
4-Nitroaniline	700	U	3500	3500	2400		2430	
4-Nitrophenol	1000	U	7010	7010	6270		5640	
Acenaphthene	350	U	3500	3500	2740		2590	
Acenaphthylene	350	U	3500	3500	2610		2490	
Acetophenone	350	U	3500	3500	2500		2320	
Anthracene	350	U	3500	3500	2790		2600	
Atrazine	350	U	3500	3500	2420		2360	
Benzo[a]anthracene	35	U	3500	3500	2660		2500	
Benzo[a]pyrene	35	U	3500	3500	2730		2630	
Benzo[b]fluoranthene	35	U	3500	3500	2930		2740	
Benzo[g,h,i]perylene	350	U	3500	3500	2880		2720	
Benzo[k]fluoranthene	35	U	3500	3500	2620		2540	
Diphenyl	350	U	3500	3500	2690		2510	
Bis(2-chloroethoxy)methane	350	U	3500	3500	2710		2490	
Bis(2-chloroethyl)ether	35	U	3500	3500	2530		2390	

Client: Enterprise Network Resolutions

Job Number: 460-32109-1

Matrix Spike/
Matrix Spike Duplicate Recovery Report - Batch: 460-88750

Method: 8270C
Preparation: 3541

MS Lab Sample ID:	460-31941-E-2-D MS	Units:	ug/Kg	MSD Lab Sample ID:	460-31941-E-2-E MSD
Client Matrix:	Solid			Client Matrix:	Solid
Dilution:	1.0			Dilution:	1.0
Analysis Date:	10/10/2011 1815			Analysis Date:	10/10/2011 1841
Prep Date:	10/07/2011 1849			Prep Date:	10/07/2011 1849
Leach Date:	N/A			Leach Date:	N/A

Analyte	Sample Result/Qual		MS Spike Amount	MSD Spike Amount	MS Result/Qual	MSD Result/Qual
Bis(2-ethylhexyl) phthalate	350	U	3500	3500	2880	2630
Butyl benzyl phthalate	350	U	3500	3500	2770	2620
Carbazole	350	U	3500	3500	2770	2670
Caprolactam	350	U	3510	3510	2900	2750
Chrysene	350	U	3500	3500	2830	2660
Dibenz(a,h)anthracene	35	U	3500	3500	3000	2830
Dibenzofuran	350	U	3500	3500	2790	2600
Diethyl phthalate	350	U	3500	3500	2850	2780
Dimethyl phthalate	350	U	3500	3500	2780	2680
Di-n-butyl phthalate	350	U	3500	3500	2940	2790
Di-n-octyl phthalate	350	U	3500	3500	2570	2460
Fluoranthene	350	U	3500	3500	2860	2710
Fluorene	350	U	3500	3500	2810	2670
Hexachlorobenzene	35	U	3500	3500	2790	2660
Hexachlorobutadiene	70	U	3500	3500	2640	2540
Hexachlorocyclopentadiene	350	U	3500	3500	2570	2370
Hexachloroethane	35	U	3500	3500	2600	2500
Indeno[1,2,3-cd]pyrene	35	U	3500	3500	2920	2750
Isophorone	350	U	3500	3500	2750	2560
Naphthalene	350	U	3500	3500	2710	2470
Nitrobenzene	35	U	3500	3500	2660	2470
N-Nitrosodimethylamine	350	U	3500	3500	2680	2570
N-Nitrosodi-n-propylamine	35	U	3500	3500	2780	2600
N-Nitrosodiphenylamine	350	U	3500	3500	2940	2650
Pentachlorophenol	1000	U	7010	7010	5280	5020
Phenanthrene	350	U	3500	3500	2850	2720
Phenol	350	U	6700	6700	4940	4470
Pyrene	350	U	3500	3500	2810	2640
bis (2-chloroisopropyl) ether	350	U	3500	3500	2760	2590

Client: Enterprise Network Resolutions

Job Number: 460-32109-1

Method Blank - Batch: 460-88756

Method: 8081A
Preparation: 3541

Lab Sample ID:	MB 460-88756/1-A	Analysis Batch:	460-88903	Instrument ID:	PESTGC4
Client Matrix:	Solid	Prep Batch:	460-88756	Lab File ID:	WR694021.D
Dilution:	1.0	Leach Batch:	N/A	Initial Weight/Volume:	100 mL
Analysis Date:	10/10/2011 0852	Units:	ug/Kg	Final Weight/Volume:	5 mL
Prep Date:	10/07/2011 1842			Injection Volume:	
Leach Date:	N/A			Column ID:	PRIMARY

Analyte	Result	Qual	MDL	RL
Chlordane	5.0	U	1.1	5.0
Endrin	0.50	U	0.071	0.50
gamma-BHC (Lindane)	0.50	U	0.059	0.50
Heptachlor	0.50	U	0.072	0.50
Heptachlor epoxide	0.50	U	0.10	0.50
Methoxychlor	0.50	U	0.056	0.50
Toxaphene	5.0	U	1.1	5.0

Surrogate	% Rec	Acceptance Limits
DCB Decachlorobiphenyl	100	53 - 150
Tetrachloro-m-xylene	87	40 - 150

Surrogate	% Rec	Acceptance Limits
DCB Decachlorobiphenyl	89	53 - 150
Tetrachloro-m-xylene	86	40 - 150

Client: Enterprise Network Resolutions

Job Number: 460-32109-1

Lab Control Sample - Batch: 460-88756

Method: 8081A
Preparation: 3541

Lab Sample ID:	LCS 460-88756/2-A	Analysis Batch:	460-88903	Instrument ID:	PESTGC4
Client Matrix:	Solid	Prep Batch:	460-88756	Lab File ID:	WF694022.D
Dilution:	1.0	Leach Batch:	N/A	Initial Weight/Volume:	100 mL
Analysis Date:	10/10/2011 0906	Units:	ug/Kg	Final Weight/Volume:	5 mL
Prep Date:	10/07/2011 1842			Injection Volume:	
Leach Date:	N/A			Column ID:	PRIMARY

Analyte	Spike Amount	Result	% Rec.	Limit	Qual
Chlordane	25.0	22.4	90	62 - 150	
Endrin	5.00	6.17	123	61 - 150	
gamma-BHC (Lindane)	5.00	4.67	93	58 - 136	
Heptachlor	5.00	5.87	117	58 - 137	
Heptachlor epoxide	5.00	5.45	109	59 - 136	
Methoxychlor	5.00	13.2	264	42 - 150	*
Toxaphene	50.0	32.3	65	70 - 130	*

Surrogate	% Rec	Acceptance Limits
DCB Decachlorobiphenyl	107	53 - 150
Tetrachloro-m-xylene	90	40 - 150

Lab Control Sample - Batch: 460-88756

Method: 8081A
Preparation: 3541

Lab Sample ID:	LCS 460-88756/2-A	Analysis Batch:	460-88903	Instrument ID:	PESTGC4
Client Matrix:	Solid	Prep Batch:	460-88756	Lab File ID:	WR694022.D
Dilution:	1.0	Leach Batch:	N/A	Initial Weight/Volume:	100 mL
Analysis Date:	10/10/2011 0906	Units:	ug/Kg	Final Weight/Volume:	5 mL
Prep Date:	10/07/2011 1842			Injection Volume:	
Leach Date:	N/A			Column ID:	SECONDARY

Analyte	Spike Amount	Result	% Rec.	Limit	Qual
Chlordane	25.0	19.9	80	62 - 150	
Endrin	5.00	6.01	120	61 - 150	
gamma-BHC (Lindane)	5.00	4.53	91	58 - 136	
Heptachlor	5.00	4.91	98	58 - 137	
Heptachlor epoxide	5.00	4.37	87	59 - 136	
Methoxychlor	5.00	6.95	139	42 - 150	
Toxaphene	50.0	24.7	49	70 - 130	*

Surrogate	% Rec	Acceptance Limits
DCB Decachlorobiphenyl	101	53 - 150
Tetrachloro-m-xylene	88	40 - 150

Client: Enterprise Network Resolutions

Job Number: 460-32109-1

Method Blank - Batch: 460-88769

Method: 8081A
Preparation: 3541

Lab Sample ID:	MB 460-88769/1-A	Analysis Batch:	460-88903	Instrument ID:	PESTGC4
Client Matrix:	Solid	Prep Batch:	460-88769	Lab File ID:	WR694013.D
Dilution:	1.0	Leach Batch:	N/A	Initial Weight/Volume:	15.00 g
Analysis Date:	10/10/2011 0700	Units:	ug/Kg	Final Weight/Volume:	10 mL
Prep Date:	10/08/2011 0741			Injection Volume:	1 uL
Leach Date:	N/A			Column ID:	PRIMARY

Analyte	Result	Qual	MDL	RL
Aldrin	6.7	U	1.5	6.7
alpha-BHC	6.7	U	1.2	6.7
beta-BHC	6.7	U	0.91	6.7
Chlordane	67	U	15	67
delta-BHC	6.7	U	1.0	6.7
Dieldrin	6.7	U	1.3	6.7
Endosulfan II	6.7	U	1.0	6.7
Endosulfan I	6.7	U	1.4	6.7
Endosulfan sulfate	6.7	U	0.86	6.7
Endrin	6.7	U	0.94	6.7
Endrin aldehyde	6.7	U	1.7	6.7
Endrin ketone	6.7	U	0.99	6.7
gamma-BHC (Lindane)	6.7	U	0.78	6.7
Heptachlor	6.7	U	0.96	6.7
Heptachlor epoxide	6.7	U	1.4	6.7
Methoxychlor	6.7	U	0.75	6.7
Toxaphene	67	U	14	67
4,4'-DDT	6.7	U	0.84	6.7
4,4'-DDD	6.7	U	0.80	6.7
4,4'-DDE	6.7	U	1.3	6.7

Surrogate	% Rec	Acceptance Limits
DCB Decachlorobiphenyl	129	53 - 150
Tetrachloro-m-xylene	104	40 - 150

Surrogate	% Rec	Acceptance Limits
DCB Decachlorobiphenyl	126	53 - 150
Tetrachloro-m-xylene	104	40 - 150

Lab Control Sample - Batch: 460-88769 **Method: 8081A**
Preparation: 3541

Lab Sample ID:	LCS 460-88769/2-A	Analysis Batch:	460-88903	Instrument ID:	PESTGC4
Client Matrix:	Solid	Prep Batch:	460-88769	Lab File ID:	WR694014.D
Dilution:	1.0	Leach Batch:	N/A	Initial Weight/Volume:	15.00 g
Analysis Date:	10/10/2011 0714	Units:	ug/Kg	Final Weight/Volume:	10 mL
Prep Date:	10/08/2011 0741			Injection Volume:	1 uL
Leach Date:	N/A			Column ID:	PRIMARY

Analyte	Spike Amount	Result	% Rec.	Limit	Qual
Aldrin	133	150	113	58 - 143	
alpha-BHC	133	151	113	58 - 138	
beta-BHC	133	148	111	60 - 139	
alpha-Chlordane	133	148	111	49 - 143	
gamma-Chlordane	133	150	112	45 - 147	
delta-BHC	133	151	113	60 - 141	
Dieldrin	133	155	117	55 - 128	
Endosulfan II	133	154	116	59 - 133	
Endosulfan I	133	150	112	60 - 138	
Endosulfan sulfate	133	159	119	56 - 133	
Endrin	133	167	125	61 - 150	
Endrin aldehyde	133	119	89	55 - 122	
Endrin ketone	133	150	112	62 - 139	
gamma-BHC (Lindane)	133	152	114	58 - 136	
Heptachlor	133	161	121	58 - 137	
Heptachlor epoxide	133	149	111	59 - 136	
Methoxychlor	133	185	138	42 - 150	
4,4'-DDT	133	166	124	57 - 150	
4,4'-DDD	133	159	119	63 - 150	
4,4'-DDE	133	155	116	58 - 150	

Surrogate	% Rec	Acceptance Limits
DCB Decachlorobiphenyl	143	53 - 150
Tetrachloro-m-xylene	121	40 - 150

Lab Control Sample - Batch: 460-88769 **Method: 8081A**
Preparation: 3541

Lab Sample ID:	LCS 460-88769/2-A	Analysis Batch:	460-88903	Instrument ID:	PESTGC4
Client Matrix:	Solid	Prep Batch:	460-88769	Lab File ID:	WF694014.D
Dilution:	1.0	Leach Batch:	N/A	Initial Weight/Volume:	15.00 g
Analysis Date:	10/10/2011 0714	Units:	ug/Kg	Final Weight/Volume:	10 mL
Prep Date:	10/08/2011 0741			Injection Volume:	1 uL
Leach Date:	N/A			Column ID:	SECONDARY

Analyte	Spike Amount	Result	% Rec.	Limit	Qual
Aldrin	133	150	112	58 - 143	
alpha-BHC	133	148	111	58 - 138	
beta-BHC	133	145	109	60 - 139	
alpha-Chlordane	133	144	108	49 - 143	
gamma-Chlordane	133	143	107	45 - 147	
delta-BHC	133	150	113	60 - 141	
Dieldrin	133	149	112	55 - 128	
Endosulfan II	133	142	107	59 - 133	

Client: Enterprise Network Resolutions

Job Number: 460-32109-1

Lab Control Sample - Batch: 460-88769

Method: 8081A
Preparation: 3541

Lab Sample ID:	LCS 460-88769/2-A	Analysis Batch:	460-88903	Instrument ID:	PESTGC4
Client Matrix:	Solid	Prep Batch:	460-88769	Lab File ID:	WR694014.D
Dilution:	1.0	Leach Batch:	N/A	Initial Weight/Volume:	15.00 g
Analysis Date:	10/10/2011 0714	Units:	ug/Kg	Final Weight/Volume:	10 mL
Prep Date:	10/08/2011 0741			Injection Volume:	1 uL
Leach Date:	N/A			Column ID:	SECONDARY

Analyte	Spike Amount	Result	% Rec.	Limit	Qual
Endosulfan I	133	148	111	60 - 138	
Endosulfan sulfate	133	141	106	56 - 133	
Endrin	133	155	116	61 - 150	
Endrin aldehyde	133	113	85	55 - 122	
Endrin ketone	133	139	104	62 - 139	
gamma-BHC (Lindane)	133	151	113	58 - 136	
Heptachlor	133	147	110	58 - 137	
Heptachlor epoxide	133	147	110	59 - 136	
Methoxychlor	133	145	109	42 - 150	
4,4'-DDT	133	150	113	57 - 150	
4,4'-DDD	133	152	114	63 - 150	
4,4'-DDE	133	149	112	58 - 150	

Surrogate	% Rec	Acceptance Limits
DCB Decachlorobiphenyl	140	53 - 150
Tetrachloro-m-xylene	115	40 - 150

Client: Enterprise Network Resolutions

Job Number: 460-32109-1

Matrix Spike/
Matrix Spike Duplicate Recovery Report - Batch: 460-88769

Method: 8081A
Preparation: 3541

MS Lab Sample ID:	460-32142-E-1-B MS	Analysis Batch:	460-88903	Instrument ID:	PESTGC4
Client Matrix:	Solid	Prep Batch:	460-88769	Lab File ID:	WF694015.D
Dilution:	1.0	Leach Batch:	N/A	Initial Weight/Volume:	15.02 g
Analysis Date:	10/10/2011 0728			Final Weight/Volume:	10 mL
Prep Date:	10/08/2011 0741			Injection Volume:	1 uL
Leach Date:	N/A			Column ID:	PRIMARY

MSD Lab Sample ID:	460-32142-E-1-C MSD	Analysis Batch:	460-88903	Instrument ID:	PESTGC4
Client Matrix:	Solid	Prep Batch:	460-88769	Lab File ID:	WF694016.D
Dilution:	1.0	Leach Batch:	N/A	Initial Weight/Volume:	15.04 g
Analysis Date:	10/10/2011 0742			Final Weight/Volume:	10 mL
Prep Date:	10/08/2011 0741			Injection Volume:	1 uL
Leach Date:	N/A			Column ID:	PRIMARY

	% Rec.						
Analyte	MS	MSD	Limit	RPD	RPD Limit	MS Qual	MSD Qual
Aldrin	90	98	58 - 143	8	30		
alpha-BHC	90	98	58 - 138	9	30		
beta-BHC	87	94	60 - 139	8	30		
alpha-Chlordane	88	92	49 - 143	4	30		
gamma-Chlordane	88	90	45 - 147	2	30		
delta-BHC	89	98	60 - 141	9	30		
Dieldrin	92	96	55 - 128	5	30		
Endosulfan II	91	102	59 - 133	11	30		
Endosulfan I	89	94	60 - 138	6	30		
Endosulfan sulfate	104	115	56 - 133	9	30		
Endrin	100	108	61 - 150	8	30		
Endrin aldehyde	82	88	55 - 122	7	30		
Endrin ketone	90	97	62 - 139	7	30		
gamma-BHC (Lindane)	90	98	58 - 136	9	30		
Heptachlor	96	105	58 - 137	9	30		
Heptachlor epoxide	88	95	59 - 136	7	30		
Methoxychlor	130	126	42 - 150	4	30		
4,4'-DDT	99	106	57 - 150	7	30		
4,4'-DDD	81	88	63 - 150	7	30		
4,4'-DDE	92	94	58 - 150	2	30		

Surrogate	MS % Rec	MSD % Rec	Acceptance Limits
DCB Decachlorobiphenyl	114	118	53 - 150
Tetrachloro-m-xylene	94	102	40 - 150

Client: Enterprise Network Resolutions

Job Number: 460-32109-1

Matrix Spike/
Matrix Spike Duplicate Recovery Report - Batch: 460-88769

Method: 8081A
Preparation: 3541

MS Lab Sample ID:	460-32142-E-1-B MS	Analysis Batch:	460-88903	Instrument ID:	PESTGC4
Client Matrix:	Solid	Prep Batch:	460-88769	Lab File ID:	WR694015.D
Dilution:	1.0	Leach Batch:	N/A	Initial Weight/Volume:	15.02 g
Analysis Date:	10/10/2011 0728			Final Weight/Volume:	10 mL
Prep Date:	10/08/2011 0741			Injection Volume:	1 uL
Leach Date:	N/A			Column ID:	SECONDARY

MSD Lab Sample ID:	460-32142-E-1-C MSD	Analysis Batch:	460-88903	Instrument ID:	PESTGC4
Client Matrix:	Solid	Prep Batch:	460-88769	Lab File ID:	WR694016.D
Dilution:	1.0	Leach Batch:	N/A	Initial Weight/Volume:	15.04 g
Analysis Date:	10/10/2011 0742			Final Weight/Volume:	10 mL
Prep Date:	10/08/2011 0741			Injection Volume:	1 uL
Leach Date:	N/A			Column ID:	SECONDARY

	% Rec.						
Analyte	MS	MSD	Limit	RPD	RPD Limit	MS Qual	MSD Qual
Aldrin	89	98	58 - 143	9	30		
alpha-BHC	88	97	58 - 138	10	30		
beta-BHC	87	94	60 - 139	8	30		
alpha-Chlordane	85	84	49 - 143	0	30		
gamma-Chlordane	83	85	45 - 147	2	30		
delta-BHC	88	96	60 - 141	9	30		
Dieldrin	87	94	55 - 128	7	30		
Endosulfan II	83	90	59 - 133	7	30		
Endosulfan I	85	85	60 - 138	0	30		
Endosulfan sulfate	83	89	56 - 133	7	30		
Endrin	89	97	61 - 150	9	30		
Endrin aldehyde	77	83	55 - 122	7	30		
Endrin ketone	82	89	62 - 139	9	30		
gamma-BHC (Lindane)	90	98	58 - 136	9	30		
Heptachlor	88	96	58 - 137	9	30		
Heptachlor epoxide	87	92	59 - 136	5	30		
Methoxychlor	88	94	42 - 150	7	30		
4,4'-DDT	87	94	57 - 150	8	30		
4,4'-DDD	81	87	63 - 150	6	30		
4,4'-DDE	88	91	58 - 150	3	30		

Surrogate	MS % Rec	MSD % Rec	Acceptance Limits
DCB Decachlorobiphenyl	113	115	53 - 150
Tetrachloro-m-xylene	89	95	40 - 150

Client: Enterprise Network Resolutions

Job Number: 460-32109-1

Matrix Spike/
Matrix Spike Duplicate Recovery Report - Batch: 460-88769

Method: 8081A
Preparation: 3541

MS Lab Sample ID:	460-32142-E-1-B MS	Units:	ug/Kg	MSD Lab Sample ID:	460-32142-E-1-C MSD
Client Matrix:	Solid			Client Matrix:	Solid
Dilution:	1.0			Dilution:	1.0
Analysis Date:	10/10/2011 0728			Analysis Date:	10/10/2011 0742
Prep Date:	10/08/2011 0741			Prep Date:	10/08/2011 0741
Leach Date:	N/A			Leach Date:	N/A

Analyte	Sample Result/Qual		MS Spike Amount	MSD Spike Amount	MS Result/Qual	MSD Result/Qual
Aldrin	9.0	U	179	178	161	174
alpha-BHC	9.0	U	179	178	160	175
beta-BHC	9.0	U	179	178	155	167
alpha-Chlordane	9.0	U	179	178	158	164
gamma-Chlordane	9.0	U	179	178	157	161
delta-BHC	9.0	U	179	178	160	174
Dieldrin	9.0	U	179	178	164	171
Endosulfan II	9.0	U	179	178	162	181
Endosulfan I	9.0	U	179	178	158	168
Endosulfan sulfate	9.0	U	179	178	186	204
Endrin	9.0	U	179	178	178	193
Endrin aldehyde	9.0	U	179	178	146	156
Endrin ketone	9.0	U	179	178	161	174
gamma-BHC (Lindane)	9.0	U	179	178	161	175
Heptachlor	9.0	U	179	178	171	187
Heptachlor epoxide	9.0	U	179	178	157	169
Methoxychlor	9.0	U	179	178	232	224
4,4'-DDT	9.0	U	179	178	176	189
4,4'-DDD	20		179	178	165	176
4,4'-DDE	9.0	U	179	178	164	167

Client: Enterprise Network Resolutions

Job Number: 460-32109-1

Matrix Spike/
Matrix Spike Duplicate Recovery Report - Batch: 460-88769

Method: 8081A
Preparation: 3541

MS Lab Sample ID:	460-32142-E-1-B MS	Units:	ug/Kg	MSD Lab Sample ID:	460-32142-E-1-C MSD
Client Matrix:	Solid			Client Matrix:	Solid
Dilution:	1.0			Dilution:	1.0
Analysis Date:	10/10/2011 0728			Analysis Date:	10/10/2011 0742
Prep Date:	10/08/2011 0741			Prep Date:	10/08/2011 0741
Leach Date:	N/A			Leach Date:	N/A

Analyte	Sample Result/Qual		MS Spike Amount	MSD Spike Amount	MS Result/Qual	MSD Result/Qual
Aldrin	9.0	U	179	178	159	174
alpha-BHC	9.0	U	179	178	157	173
beta-BHC	9.0	U	179	178	155	167
alpha-Chlordane	9.0	U	179	178	151	150
gamma-Chlordane	9.0	U	179	178	149	152
delta-BHC	9.0	U	179	178	157	172
Dieldrin	9.0	U	179	178	156	168
Endosulfan II	9.0	U	179	178	149	160
Endosulfan I	9.0	U	179	178	152	152
Endosulfan sulfate	9.0	U	179	178	148	159
Endrin	9.0	U	179	178	159	173
Endrin aldehyde	9.0	U	179	178	137	147
Endrin ketone	9.0	U	179	178	146	159
gamma-BHC (Lindane)	9.0	U	179	178	161	175
Heptachlor	9.0	U	179	178	156	171
Heptachlor epoxide	9.0	U	179	178	155	164
Methoxychlor	9.0	U	179	178	156	167
4,4'-DDT	9.0	U	179	178	155	167
4,4'-DDD	17		179	178	161	171
4,4'-DDE	9.0	U	179	178	156	162

Client: Enterprise Network Resolutions

Job Number: 460-32109-1

Method Blank - Batch: 460-88767

Method: 8082
Preparation: 3541

Lab Sample ID:	MB 460-88767/1-A	Analysis Batch:	460-88935	Instrument ID:	PESTGC9
Client Matrix:	Solid	Prep Batch:	460-88767	Lab File ID:	vr465321.d
Dilution:	1.0	Leach Batch:	N/A	Initial Weight/Volume:	15.00 g
Analysis Date:	10/09/2011 2333	Units:	ug/Kg	Final Weight/Volume:	10 mL
Prep Date:	10/08/2011 0713			Injection Volume:	
Leach Date:	N/A			Column ID:	PRIMARY

Analyte	Result	Qual	MDL	RL
Aroclor 1016	67	U	13	67
Aroclor 1221	67	U	20	67
Aroclor 1232	67	U	38	67
Aroclor 1242	67	U	13	67
Aroclor 1248	67	U	18	67
Aroclor 1254	67	U	23	67
Aroclor 1260	67	U	7.5	67

Surrogate	% Rec	Acceptance Limits
DCB Decachlorobiphenyl	132	30 - 150

Surrogate	% Rec	Acceptance Limits
DCB Decachlorobiphenyl	132	30 - 150

Client: Enterprise Network Resolutions

Job Number: 460-32109-1

Lab Control Sample - Batch: 460-88767

Method: 8082
Preparation: 3541

Lab Sample ID:	LCS 460-88767/2-A	Analysis Batch:	460-88935	Instrument ID:	PESTGC9
Client Matrix:	Solid	Prep Batch:	460-88767	Lab File ID:	vf465322.d
Dilution:	1.0	Leach Batch:	N/A	Initial Weight/Volume:	15.00 g
Analysis Date:	10/09/2011 2349	Units:	ug/Kg	Final Weight/Volume:	10 mL
Prep Date:	10/08/2011 0713			Injection Volume:	
Leach Date:	N/A			Column ID:	PRIMARY

Analyte	Spike Amount	Result	% Rec.	Limit	Qual
Aroclor 1016	333	439	132	60 - 144	
Aroclor 1260	333	431	129	63 - 143	

Surrogate	% Rec	Acceptance Limits
DCB Decachlorobiphenyl	145	30 - 150

Lab Control Sample - Batch: 460-88767

Method: 8082
Preparation: 3541

Lab Sample ID:	LCS 460-88767/2-A	Analysis Batch:	460-88935	Instrument ID:	PESTGC9
Client Matrix:	Solid	Prep Batch:	460-88767	Lab File ID:	vr465322.d
Dilution:	1.0	Leach Batch:	N/A	Initial Weight/Volume:	15.00 g
Analysis Date:	10/09/2011 2349	Units:	ug/Kg	Final Weight/Volume:	10 mL
Prep Date:	10/08/2011 0713			Injection Volume:	
Leach Date:	N/A			Column ID:	SECONDARY

Analyte	Spike Amount	Result	% Rec.	Limit	Qual
Aroclor 1016	333	434	130	60 - 144	
Aroclor 1260	333	405	121	63 - 143	

Surrogate	% Rec	Acceptance Limits
DCB Decachlorobiphenyl	142	30 - 150

Client: Enterprise Network Resolutions Job Number: 460-32109-1

Matrix Spike/
Matrix Spike Duplicate Recovery Report - Batch: 460-88767

Method: 8082
Preparation: 3541

MS Lab Sample ID:	460-32095-A-1-A MS	Analysis Batch:	460-88935	Instrument ID:	PESTGC9
Client Matrix:	Solid	Prep Batch:	460-88767	Lab File ID:	vf465323.d
Dilution:	1.0	Leach Batch:	N/A	Initial Weight/Volume:	15.05 g
Analysis Date:	10/10/2011 0005			Final Weight/Volume:	10 mL
Prep Date:	10/08/2011 0713			Injection Volume:	
Leach Date:	N/A			Column ID:	PRIMARY

MSD Lab Sample ID:	460-32095-A-1-B MSD	Analysis Batch:	460-88935	Instrument ID:	PESTGC9
Client Matrix:	Solid	Prep Batch:	460-88767	Lab File ID:	vf465324.d
Dilution:	1.0	Leach Batch:	N/A	Initial Weight/Volume:	15.00 g
Analysis Date:	10/10/2011 0021			Final Weight/Volume:	10 mL
Prep Date:	10/08/2011 0713			Injection Volume:	
Leach Date:	N/A			Column ID:	PRIMARY

	% Rec.					
Analyte	MS	MSD	Limit	RPD	RPD Limit	MS Qual	MSD Qual
Aroclor 1016	140	137	60 - 144	1	30		
Aroclor 1260	137	133	63 - 143	3	30		

Surrogate	MS % Rec	MSD % Rec	Acceptance Limits
DCB Decachlorobiphenyl	138	138	30 - 150

Matrix Spike/
Matrix Spike Duplicate Recovery Report - Batch: 460-88767

Method: 8082
Preparation: 3541

MS Lab Sample ID:	460-32095-A-1-A MS	Analysis Batch:	460-88935	Instrument ID:	PESTGC9
Client Matrix:	Solid	Prep Batch:	460-88767	Lab File ID:	vr465323.d
Dilution:	1.0	Leach Batch:	N/A	Initial Weight/Volume:	15.05 g
Analysis Date:	10/10/2011 0005			Final Weight/Volume:	10 mL
Prep Date:	10/08/2011 0713			Injection Volume:	
Leach Date:	N/A			Column ID:	SECONDARY

MSD Lab Sample ID:	460-32095-A-1-B MSD	Analysis Batch:	460-88935	Instrument ID:	PESTGC9
Client Matrix:	Solid	Prep Batch:	460-88767	Lab File ID:	vr465324.d
Dilution:	1.0	Leach Batch:	N/A	Initial Weight/Volume:	15.00 g
Analysis Date:	10/10/2011 0021			Final Weight/Volume:	10 mL
Prep Date:	10/08/2011 0713			Injection Volume:	
Leach Date:	N/A			Column ID:	SECONDARY

	% Rec.					
Analyte	MS	MSD	Limit	RPD	RPD Limit	MS Qual	MSD Qual
Aroclor 1016	137	134	60 - 144	1	30		
Aroclor 1260	134	131	63 - 143	2	30		

Surrogate	MS % Rec	MSD % Rec	Acceptance Limits
DCB Decachlorobiphenyl	135	134	30 - 150

Client: Enterprise Network Resolutions Job Number: 460-32109-1

Matrix Spike/
Matrix Spike Duplicate Recovery Report - Batch: 460-88767

Method: 8082
Preparation: 3541

MS Lab Sample ID:	460-32095-A-1-A MS	Units: ug/Kg	
Client Matrix:	Solid		
Dilution:	1.0		
Analysis Date:	10/10/2011 0005		
Prep Date:	10/08/2011 0713		
Leach Date:	N/A		

MSD Lab Sample ID:	460-32095-A-1-B MSD		
Client Matrix:	Solid		
Dilution:	1.0		
Analysis Date:	10/10/2011 0021		
Prep Date:	10/08/2011 0713		
Leach Date:	N/A		

Analyte	Sample Result/Qual		MS Spike Amount	MSD Spike Amount	MS Result/Qual	MSD Result/Qual
Aroclor 1016	98	U	486	488	679	669
Aroclor 1260	98	U	486	488	667	650

Matrix Spike/
Matrix Spike Duplicate Recovery Report - Batch: 460-88767

Method: 8082
Preparation: 3541

MS Lab Sample ID:	460-32095-A-1-A MS	Units: ug/Kg	
Client Matrix:	Solid		
Dilution:	1.0		
Analysis Date:	10/10/2011 0005		
Prep Date:	10/08/2011 0713		
Leach Date:	N/A		

MSD Lab Sample ID:	460-32095-A-1-B MSD		
Client Matrix:	Solid		
Dilution:	1.0		
Analysis Date:	10/10/2011 0021		
Prep Date:	10/08/2011 0713		
Leach Date:	N/A		

Analyte	Sample Result/Qual		MS Spike Amount	MSD Spike Amount	MS Result/Qual	MSD Result/Qual
Aroclor 1016	98	U	486	488	663	654
Aroclor 1260	98	U	486	488	651	641

Client: Enterprise Network Resolutions

Job Number: 460-32109-1

Method Blank - Batch: 460-88744

Method: 6010B
Preparation: 3050B

Lab Sample ID:	MB 460-88744/1-A ^2	Analysis Batch:	460-89141	Instrument ID:	ICP2
Client Matrix:	Solid	Prep Batch:	460-88744	Lab File ID:	88744V1
Dilution:	2.0	Leach Batch:	N/A	Initial Weight/Volume:	1.00 g
Analysis Date:	10/11/2011 2124	Units:	mg/Kg	Final Weight/Volume:	50 mL
Prep Date:	10/07/2011 1736				
Leach Date:	N/A				

Analyte	Result	Qual	MDL	RL
Antimony	1.0	U	0.44	1.0
Aluminum	20.0	U	7.3	20.0
Arsenic	0.50	U	0.35	0.50
Barium	20.0	U	0.60	20.0
Beryllium	0.20	U	0.088	0.20
Cadmium	0.50	U	0.078	0.50
Chromium	1.0	U	0.59	1.0
Cobalt	5.0	U	0.61	5.0
Copper	2.5	U	0.41	2.5
Lead	0.50	U	0.25	0.50
Manganese	1.5	U	0.56	1.5
Nickel	4.0	U	0.27	4.0
Selenium	1.0	U	0.47	1.0
Silver	1.0	U	0.076	1.0
Thallium	1.0	U	0.48	1.0
Vanadium	5.0	U	0.26	5.0
Zinc	3.0	U	0.49	3.0

Client: Enterprise Network Resolutions

Job Number: 460-32109-1

LCS-Certified Reference Material - Batch: 460-88744

Method: 6010B
Preparation: 3050B

Lab Sample ID:	LCSSRM 460-88744/2-A	Analysis Batch:	460-89141	Instrument ID:	ICP2
Client Matrix:	Solid	Prep Batch:	460-88744	Lab File ID:	88744V1
Dilution:	4.0	Leach Batch:	N/A	Initial Weight/Volume:	1.01 g
Analysis Date:	10/11/2011 2130	Units:	mg/Kg	Final Weight/Volume:	50 mL
Prep Date:	10/07/2011 1736				
Leach Date:	N/A				

Analyte	Spike Amount	Result	% Rec.	Limit	Qual
Antimony	66.7	158.2	237	32.0 - 353	
Aluminum	10400	8276	80	46.1 - 154	
Arsenic	103	93.30	91	69.7 - 131	
Barium	196	182.4	93	73.2 - 126	
Beryllium	76.8	68.01	89	74.0 - 126	
Cadmium	60.1	56.20	94	73.3 - 127	
Chromium	234	213.3	91	70.8 - 129	
Cobalt	90.3	82.78	92	74.4 - 126	
Copper	172	157.0	91	75.3 - 124	
Lead	85.1	77.48	91	69.8 - 130	
Manganese	552	525.6	95	77.4 - 123	
Nickel	133	122.9	93	73.2 - 127	
Selenium	283	248.5	88	69.6 - 130	
Silver	29.8	26.51	89	65.1 - 135	
Thallium	120	114.1	95	67.8 - 133	
Vanadium	114	107.4	94	67.6 - 132	
Zinc	588	533.7	91	73.6 - 127	

Matrix Spike - Batch: 460-88744

Method: 6010B
Preparation: 3050B

Lab Sample ID:	460-31831-F-1-C MS ^4	Analysis Batch:	460-89141	Instrument ID:	ICP2
Client Matrix:	Solid	Prep Batch:	460-88744	Lab File ID:	88744V1
Dilution:	4.0	Leach Batch:	N/A	Initial Weight/Volume:	1.05 g
Analysis Date:	10/11/2011 2314	Units:	mg/Kg	Final Weight/Volume:	50 mL
Prep Date:	10/07/2011 1736				
Leach Date:	N/A				

Analyte	Sample Result/Qual		Spike Amount	Result	% Rec.	Limit	Qual
Antimony	2.2	U	56.0	49.95	89	75 - 125	
Aluminum	8450		224	9500	469	75 - 125	4
Arsenic	1.5		224	205.0	91	75 - 125	
Barium	31.5	J	224	238.3	92	75 - 125	
Beryllium	0.42	J	5.60	5.43	90	75 - 125	
Cadmium	1.1	U	5.60	5.29	94	75 - 125	
Chromium	13.2		22.4	33.46	90	75 - 125	
Cobalt	5.2	J	56.0	55.46	90	75 - 125	
Copper	10.5		28.0	35.56	89	75 - 125	
Lead	12.9		56.0	64.91	93	75 - 125	
Manganese	191		56.0	242.6	92	75 - 125	
Nickel	9.8		56.0	62.15	94	75 - 125	
Selenium	2.2	U	224	194.7	87	75 - 125	
Silver	2.2	U	5.60	5.11	91	75 - 125	
Thallium	2.2	U	224	206.4	92	75 - 125	
Vanadium	28.0		56.0	77.54	89	75 - 125	
Zinc	21.9		56.0	72.86	91	75 - 125	

Post Digestion Spike - Batch: 460-88744

Method: 6010B
Preparation: 3050B

Lab Sample ID:	460-31831-F-1-A PDS	Analysis Batch:	460-89141	Instrument ID:	ICP2
Client Matrix:	Solid	Prep Batch:	460-88744	Lab File ID:	88744V1
Dilution:	4.0	Leach Batch:	N/A	Initial Weight/Volume:	1.05 g
Analysis Date:	10/11/2011 2321	Units:	mg/Kg	Final Weight/Volume:	50 mL
Prep Date:	10/07/2011 1736				
Leach Date:	N/A				

Analyte	Sample Result/Qual		Spike Amount	Result	% Rec.	Limit	Qual
Antimony	2.2	U	112	101.8	91	75 - 125	
Aluminum	8450		448	8828	NC	75 - 125	
Arsenic	1.5		448	416.3	93	75 - 125	
Barium	31.5	J	448	449.5	93	75 - 125	
Beryllium	0.42	J	11.2	10.74	92	75 - 125	
Cadmium	1.1	U	11.2	11.01	98	75 - 125	
Chromium	13.2		44.8	55.83	95	75 - 125	
Cobalt	5.2	J	112	109.5	93	75 - 125	
Copper	10.5		56.0	62.94	94	75 - 125	
Lead	12.9		112	120.6	96	75 - 125	

Client: Enterprise Network Resolutions

Job Number: 460-32109-1

Post Digestion Spike - Batch: 460-88744

Method: 6010B
Preparation: 3050B

Lab Sample ID:	460-31831-F-1-A PDS	Analysis Batch:	460-89141	Instrument ID:	ICP2
Client Matrix:	Solid	Prep Batch:	460-88744	Lab File ID:	88744V1
Dilution:	4.0	Leach Batch:	N/A	Initial Weight/Volume:	1.05 g
Analysis Date:	10/11/2011 2321	Units:	mg/Kg	Final Weight/Volume:	50 mL
Prep Date:	10/07/2011 1736				
Leach Date:	N/A				

Analyte	Sample Result/Qual		Spike Amount	Result	% Rec.	Limit	Qual
Manganese	191		112	298.2	96	75 - 125	
Nickel	9.8		112	118.0	97	75 - 125	
Selenium	2.2	U	448	401.9	90	75 - 125	
Thallium	2.2	U	448	427.3	95	75 - 125	
Vanadium	28.0		112	132.7	94	75 - 125	
Zinc	21.9		112	128.9	96	75 - 125	

Duplicate - Batch: 460-88744

Method: 6010B
Preparation: 3050B

Lab Sample ID:	460-31831-F-1-B DU ^4	Analysis Batch:	460-89141	Instrument ID:	ICP2
Client Matrix:	Solid	Prep Batch:	460-88744	Lab File ID:	88744V1
Dilution:	4.0	Leach Batch:	N/A	Initial Weight/Volume:	1.05 g
Analysis Date:	10/11/2011 2256	Units:	mg/Kg	Final Weight/Volume:	50 mL
Prep Date:	10/07/2011 1736				
Leach Date:	N/A				

Analyte	Sample Result/Qual		Result	RPD	Limit	Qual
Antimony	2.2	U	2.2	NC	20	U
Aluminum	8450		8737	3	20	
Arsenic	1.5		1.49	1	20	
Barium	31.5	J	32.48	3	20	J
Beryllium	0.42	J	0.425	0.8	20	J
Cadmium	1.1	U	1.1	NC	20	U
Chromium	13.2		12.79	3	20	
Cobalt	5.2	J	5.11	2	20	J
Copper	10.5		10.43	1	20	
Lead	12.9		13.21	2	20	
Manganese	191		210.1	10	20	
Nickel	9.8		9.73	0.4	20	
Selenium	2.2	U	2.2	NC	20	U
Silver	2.2	U	2.2	NC	20	U
Thallium	2.2	U	2.2	NC	20	U
Vanadium	28.0		27.41	2	20	
Zinc	21.9		21.39	2	20	

Serial Dilution - Batch: 460-88744

Method: 6010B
Preparation: 3050B

Lab Sample ID:	460-31831-F-1-A SD ^2	Analysis Batch:	460-89141	Instrument ID:	ICP2
Client Matrix:	Solid	Prep Batch:	460-88744	Lab File ID:	88744V1
Dilution:	20	Leach Batch:	N/A	Initial Weight/Volume:	1.05 g
Analysis Date:	10/11/2011 2308	Units:	mg/Kg	Final Weight/Volume:	50 mL
Prep Date:	10/07/2011 1736				
Leach Date:	N/A				

Analyte	Sample Result/Qual		Result	%Diff	Limit	Qual
Antimony	2.2	U	11.2	NC	10	U
Aluminum	8450		8684	2.8	10	
Arsenic	1.5		5.6	NC	10	U
Barium	31.5	J	32.31	NC	10	J
Beryllium	0.42	J	2.2	NC	10	U
Cadmium	1.1	U	5.6	NC	10	U
Chromium	13.2		13.55	NC	10	
Cobalt	5.2	J	56.0	NC	10	U
Copper	10.5		11.46	NC	10	J
Lead	12.9		13.18	NC	10	
Manganese	191		195.8	2.5	10	
Nickel	9.8		9.96	NC	10	J

Client: Enterprise Network Resolutions

Job Number: 460-32109-1

Serial Dilution - Batch: 460-88744

Method: 6010B
Preparation: 3050B

Lab Sample ID:	460-31831-F-1-A SD ^2	Analysis Batch:	460-89141	Instrument ID:	ICP2
Client Matrix:	Solid	Prep Batch:	460-88744	Lab File ID:	88744V1
Dilution:	20	Leach Batch:	N/A	Initial Weight/Volume:	1.05 g
Analysis Date:	10/11/2011 2308	Units:	mg/Kg	Final Weight/Volume:	50 mL
Prep Date:	10/07/2011 1736				
Leach Date:	N/A				

Analyte	Sample Result/Qual		Result	%Diff	Limit	Qual
Selenium	2.2	U	11.2	NC	10	U
Silver	2.2	U	11.2	NC	10	U
Thallium	2.2	U	11.2	NC	10	U
Vanadium	28.0		28.44	NC	10	J
Zinc	21.9		22.31	NC	10	J

Client: Enterprise Network Resolutions

Job Number: 460-32109-1

Method Blank - Batch: 460-88747

Method: 7471A
Preparation: 7471A

Lab Sample ID:	MB 460-88747/10-A	Analysis Batch:	460-88757	Instrument ID:	LEEMAN3
Client Matrix:	Solid	Prep Batch:	460-88747	Lab File ID:	100711.PRN
Dilution:	1.0	Leach Batch:	N/A	Initial Weight/Volume:	0.60 g
Analysis Date:	10/07/2011 2112	Units:	mg/Kg	Final Weight/Volume:	100 mL
Prep Date:	10/07/2011 1800				
Leach Date:	N/A				

Analyte	Result	Qual	MDL	RL
Mercury	0.033	U	0.022	0.033

LCS-Certified Reference Material - Batch: 460-88747

Method: 7471A
Preparation: 7471A

Lab Sample ID:	LCSSRM	Analysis Batch:	460-88757	Instrument ID:	LEEMAN3
Client Matrix:	Solid	Prep Batch:	460-88747	Lab File ID:	100711.PRN
Dilution:	10	Leach Batch:	N/A	Initial Weight/Volume:	0.60 g
Analysis Date:	10/07/2011 2115	Units:	mg/Kg	Final Weight/Volume:	100 mL
Prep Date:	10/07/2011 1800				
Leach Date:	N/A				

Analyte	Spike Amount	Result	% Rec.	Limit	Qual
Mercury	8.46	8.20	97	51.3 - 149	

Matrix Spike - Batch: 460-88747

Method: 7471A
Preparation: 7471A

Lab Sample ID:	460-31914-E-14-B MS	Analysis Batch:	460-88757	Instrument ID:	LEEMAN3
Client Matrix:	Solid	Prep Batch:	460-88747	Lab File ID:	100711.PRN
Dilution:	1.0	Leach Batch:	N/A	Initial Weight/Volume:	0.60 g
Analysis Date:	10/07/2011 2120	Units:	mg/Kg	Final Weight/Volume:	100 mL
Prep Date:	10/07/2011 1800				
Leach Date:	N/A				

Analyte	Sample Result/Qual	Spike Amount	Result	% Rec.	Limit	Qual
Mercury	1.3	0.201	1.68	186	75 - 125	4

Client: Enterprise Network Resolutions

Job Number: 460-32109-1

Duplicate - Batch: 460-88747

Method: 7471A
Preparation: 7471A

Lab Sample ID:	460-31914-A-14-A DU	Analysis Batch:	460-88757	Instrument ID:	LEEMAN3
Client Matrix:	Solid	Prep Batch:	460-88747	Lab File ID:	100711.PRN
Dilution:	1.0	Leach Batch:	N/A	Initial Weight/Volume:	0.60 g
Analysis Date:	10/07/2011 2118	Units:	mg/Kg	Final Weight/Volume:	100 mL
Prep Date:	10/07/2011 1800				
Leach Date:	N/A				

Analyte	Sample Result/Qual	Result	RPD	Limit	Qual
Mercury	1.3	1.36	4	20	

Serial Dilution - Batch: 460-88747

Method: 7471A
Preparation: 7471A

Lab Sample ID:	460-31914-E-14-A SD	Analysis Batch:	460-88757	Instrument ID:	LEEMAN3
Client Matrix:	Solid	Prep Batch:	460-88747	Lab File ID:	100711.PRN
Dilution:	5.0	Leach Batch:	N/A	Initial Weight/Volume:	0.60 g
Analysis Date:	10/07/2011 2213	Units:	mg/Kg	Final Weight/Volume:	100 mL
Prep Date:	10/07/2011 1800				
Leach Date:	N/A				

Analyte	Sample Result/Qual	Result	%Diff	Limit	Qual
Mercury	1.3	1.31	0.31		

Method Blank - Batch: 460-89414

Method: 7196A
Preparation: 3060A

Lab Sample ID:	MB 460-89414/1-A	Analysis Batch:	460-89501	Instrument ID:	WetHexSpec
Client Matrix:	Solid	Prep Batch:	460-89414	Lab File ID:	N/A
Dilution:	1.0	Leach Batch:	N/A	Initial Weight/Volume:	2.50 g
Analysis Date:	10/14/2011 1054	Units:	mg/Kg	Final Weight/Volume:	100 mL
Prep Date:	10/13/2011 1130				
Leach Date:	N/A				

Analyte	Result	Qual	MDL	RL
Cr (VI)	2.0	U	0.50	2.0

Lab Control Sample Insoluble - Batch: 460-89414

Method: 7196A
Preparation: 3060A

Lab Sample ID:	LCSI 460-89414/3-A	Analysis Batch:	460-89501	Instrument ID:	WetHexSpec
Client Matrix:	Solid	Prep Batch:	460-89414	Lab File ID:	N/A
Dilution:	50	Leach Batch:	N/A	Initial Weight/Volume:	2.50 g
Analysis Date:	10/14/2011 1054	Units:	mg/Kg	Final Weight/Volume:	100 mL
Prep Date:	10/13/2011 1130				
Leach Date:	N/A				

Analyte	Spike Amount	Result	% Rec.	Limit	Qual
Cr (VI)	708	668.1	94	80 - 120	

Lab Control Sample Soluble - Batch: 460-89414

Method: 7196A
Preparation: 3060A

Lab Sample ID:	LCSS 460-89414/2-A	Analysis Batch:	460-89501	Instrument ID:	WetHexSpec
Client Matrix:	Solid	Prep Batch:	460-89414	Lab File ID:	N/A
Dilution:	1.0	Leach Batch:	N/A	Initial Weight/Volume:	2.50 g
Analysis Date:	10/14/2011 1054	Units:	mg/Kg	Final Weight/Volume:	100 mL
Prep Date:	10/13/2011 1130				
Leach Date:	N/A				

Analyte	Spike Amount	Result	% Rec.	Limit	Qual
Cr (VI)	14.2	13.61	96	85 - 115	

Client: Enterprise Network Resolutions

Job Number: 460-32109-1

Post Digestion Spike - Batch: 460-89414

Method: 7196A
Preparation: 3060A

Lab Sample ID:	460-31513-A-3-L PDS	Analysis Batch:	460-89501	Instrument ID:	WetHexSpec
Client Matrix:	Solid	Prep Batch:	460-89414	Lab File ID:	N/A
Dilution:	1.0	Leach Batch:	N/A	Initial Weight/Volume:	2.50 g
Analysis Date:	10/14/2011 1054	Units:	mg/Kg	Final Weight/Volume:	100 mL
Prep Date:	10/13/2011 1130				
Leach Date:	N/A				

Analyte	Sample Result/Qual	Spike Amount	Result	% Rec.	Limit	Qual
Cr (VI)	4.8	48.8	56.47	106	85 - 115	

Matrix Spike Soluble - Batch: 460-89414

Method: 7196A
Preparation: 3060A

Lab Sample ID:	460-31513-A-3-N MSS	Analysis Batch:	460-89501	Instrument ID:	WetHexSpec
Client Matrix:	Solid	Prep Batch:	460-89414	Lab File ID:	N/A
Dilution:	1.0	Leach Batch:	N/A	Initial Weight/Volume:	2.50 g
Analysis Date:	10/14/2011 1054	Units:	mg/Kg	Final Weight/Volume:	100 mL
Prep Date:	10/13/2011 1130				
Leach Date:	N/A				

Analyte	Sample Result/Qual	Spike Amount	Result	% Rec.	Limit	Qual
Cr (VI)	4.8	48.8	46.18	85	75 - 125	

Matrix Spike Insoluble - Batch: 460-89414

Method: 7196A
Preparation: 3060A

Lab Sample ID:	460-31513-A-3-O MSI	Analysis Batch:	460-89501	Instrument ID:	WetHexSpec
Client Matrix:	Solid	Prep Batch:	460-89414	Lab File ID:	N/A
Dilution:	50	Leach Batch:	N/A	Initial Weight/Volume:	2.50 g
Analysis Date:	10/14/2011 1054	Units:	mg/Kg	Final Weight/Volume:	100 mL
Prep Date:	10/13/2011 1130				
Leach Date:	N/A				

Analyte	Sample Result/Qual	Spike Amount	Result	% Rec.	Limit	Qual
Cr (VI)	4.8	864	726.5	83	75 - 125	

Client: Enterprise Network Resolutions

Job Number: 460-32109-1

Duplicate - Batch: 460-89414

Method: 7196A
Preparation: 3060A

Lab Sample ID:	460-31513-A-3-M DU	Analysis Batch:	460-89501	Instrument ID:	WetHexSpec
Client Matrix:	Solid	Prep Batch:	460-89414	Lab File ID:	N/A
Dilution:	1.0	Leach Batch:	N/A	Initial Weight/Volume:	2.50 g
Analysis Date:	10/14/2011 1054	Units:	mg/Kg	Final Weight/Volume:	100 mL
Prep Date:	10/13/2011 1130				
Leach Date:	N/A				

Analyte	Sample Result/Qual	Result	RPD	Limit	Qual
Cr (VI)	4.8	5.07	5	20	

Client: Enterprise Network Resolutions

Job Number: 460-32109-1

Method Blank - Batch: 460-89025

Method: 9012A
Preparation: 9012A

Lab Sample ID:	MB 460-89025/1-A	Analysis Batch:	460-89084	Instrument ID:	Lachat2
Client Matrix:	Solid	Prep Batch:	460-89025	Lab File ID:	C111011.FDT
Dilution:	1.0	Leach Batch:	N/A	Initial Weight/Volume:	1.0 g
Analysis Date:	10/11/2011 1245	Units:	mg/Kg	Final Weight/Volume:	50.0 mL
Prep Date:	10/11/2011 0830				
Leach Date:	N/A				

Analyte	Result	Qual	MDL	RL
Cyanide, Total	0.50	U	0.11	0.50

Low Level Control Sample - Batch: 460-89025

Method: 9012A
Preparation: 9012A

Lab Sample ID:	LLCS 460-89025/2-A	Analysis Batch:	460-89084	Instrument ID:	Lachat2
Client Matrix:	Solid	Prep Batch:	460-89025	Lab File ID:	C111011.FDT
Dilution:	1.0	Leach Batch:	N/A	Initial Weight/Volume:	1.0 g
Analysis Date:	10/11/2011 1248	Units:	mg/Kg	Final Weight/Volume:	50.0 mL
Prep Date:	10/11/2011 0830				
Leach Date:	N/A				

Analyte	Spike Amount	Result	% Rec.	Limit	Qual
Cyanide, Total	1.25	1.35	108	90 - 110	

High Level Control Sample - Batch: 460-89025

Method: 9012A
Preparation: 9012A

Lab Sample ID:	HLCS 460-89025/3-A	Analysis Batch:	460-89084	Instrument ID:	Lachat2
Client Matrix:	Solid	Prep Batch:	460-89025	Lab File ID:	C111011.FDT
Dilution:	1.0	Leach Batch:	N/A	Initial Weight/Volume:	1.0 g
Analysis Date:	10/11/2011 1250	Units:	mg/Kg	Final Weight/Volume:	50.0 mL
Prep Date:	10/11/2011 0830				
Leach Date:	N/A				

Analyte	Spike Amount	Result	% Rec.	Limit	Qual
Cyanide, Total	10.0	9.92	99	90 - 110	

Client: Enterprise Network Resolutions Job Number: 460-32109-1

Matrix Spike/
Matrix Spike Duplicate Recovery Report - Batch: 460-89025

Method: 9012A
Preparation: 9012A

MS Lab Sample ID:	460-31686-E-12-G MS	Analysis Batch:	460-89084	Instrument ID:	Lachat2
Client Matrix:	Solid	Prep Batch:	460-89025	Lab File ID:	C111011.FDT
Dilution:	1.0	Leach Batch:	N/A	Initial Weight/Volume:	1.0 g
Analysis Date:	10/11/2011 1251			Final Weight/Volume:	50.0 mL
Prep Date:	10/11/2011 0830				
Leach Date:	N/A				

MSD Lab Sample ID:	460-31686-E-12-H MSD	Analysis Batch:	460-89084	Instrument ID:	Lachat2
Client Matrix:	Solid	Prep Batch:	460-89025	Lab File ID:	C111011.FDT
Dilution:	1.0	Leach Batch:	N/A	Initial Weight/Volume:	1.0 g
Analysis Date:	10/11/2011 1252			Final Weight/Volume:	50.0 mL
Prep Date:	10/11/2011 0830				
Leach Date:	N/A				

	% Rec.						
Analyte	MS	MSD	Limit	RPD	RPD Limit	MS Qual	MSD Qual
Cyanide, Total	105	103	87 - 115	1	10		

Matrix Spike/
Matrix Spike Duplicate Recovery Report - Batch: 460-89025

Method: 9012A
Preparation: 9012A

MS Lab Sample ID:	460-31686-E-12-G MS	Units:	mg/Kg	MSD Lab Sample ID:	460-31686-E-12-H MSD
Client Matrix:	Solid			Client Matrix:	Solid
Dilution:	1.0			Dilution:	1.0
Analysis Date:	10/11/2011 1251			Analysis Date:	10/11/2011 1252
Prep Date:	10/11/2011 0830			Prep Date:	10/11/2011 0830
Leach Date:	N/A			Leach Date:	N/A

Analyte	Sample Result/Qual		MS Spike Amount	MSD Spike Amount	MS Result/Qual	MSD Result/Qual
Cyanide, Total	0.61	U	12.3	12.3	12.84	12.69

Client: Enterprise Network Resolutions

Job Number: 460-32109-1

Duplicate - Batch: 460-88808

Method: Moisture
Preparation: N/A

Lab Sample ID:	460-32109-1	Analysis Batch:	460-88808	Instrument ID:	No Equipment
Client Matrix:	Solid	Prep Batch:	N/A	Lab File ID:	N/A
Dilution:	1.0	Leach Batch:	N/A	Initial Weight/Volume:	
Analysis Date:	10/08/2011 1721	Units:	%	Final Weight/Volume:	
Prep Date:	N/A				
Leach Date:	N/A				

Analyte	Sample Result/Qual	Result	RPD	Limit	Qual
Percent Moisture	9.0	9.1	0.5	20	
Percent Solids	91.0	90.9	0.05	20	

DATA REPORTING QUALIFIERS

Client: Enterprise Network Resolutions Job Number: 460-32109-1

Lab Section	Qualifier	Description
GC/MS VOA		
	U	Indicates the analyte was analyzed for but not detected.
	J	Result is less than the RL but greater than or equal to the MDL and the concentration is an approximate value.
GC/MS Semi VOA		
	U	Indicates the analyte was analyzed for but not detected.
	F	MS/MSD Recovery or RPD exceeds the control limits
	*	Recovery or RPD exceeds control limits
	J	Result is less than the RL but greater than or equal to the MDL and the concentration is an approximate value.
GC Semi VOA		
	U	Indicates the analyte was analyzed for but not detected.
	*	Recovery or RPD exceeds control limits
	X	Surrogate is outside control limits
Metals		
	U	Indicates the analyte was analyzed for but not detected.
	4	MS, MSD: The analyte present in the original sample is 4 times greater than the matrix spike concentration; therefore, control limits are not applicable.
	J	Result is less than the RL but greater than or equal to the MDL and the concentration is an approximate value.
General Chemistry		
	U	Indicates the analyte was analyzed for but not detected.

Client: Enterprise Network Resolutions Job Number: 460-32109-1

QC Association Summary

Lab Sample ID	Client Sample ID	Report Basis	Client Matrix	Method	Prep Batch
GC/MS VOA					
Prep Batch: 460-88800					
LB3 460-88800/1-A	Neutral Leach or MeOH Extraction Blank	T	Solid	5035	
460-32109-1	NH-01-C	T	Solid	5035	
Analysis Batch:460-89344					
LCS 460-89344/3	Lab Control Sample	T	Solid	8260B	
LCSD 460-89344/4	Lab Control Sample Duplicate	T	Solid	8260B	
MB 460-89344/5	Method Blank	T	Solid	8260B	
LB3 460-88800/1-A	Neutral Leach or MeOH Extraction Blank	T	Solid	8260B	460-88800
460-32109-1	NH-01-C	T	Solid	8260B	460-88800

Report Basis
T = Total

GC/MS Semi VOA					
Prep Batch: 460-88750					
LCS 460-88750/2-A	Lab Control Sample	T	Solid	3541	
MB 460-88750/1-A	Method Blank	T	Solid	3541	
460-31941-E-2-D MS	Matrix Spike	T	Solid	3541	
460-31941-E-2-E MSD	Matrix Spike Duplicate	T	Solid	3541	
460-32109-1	NH-01-C	T	Solid	3541	
Analysis Batch:460-89094					
LCS 460-88750/2-A	Lab Control Sample	T	Solid	8270C	460-88750
MB 460-88750/1-A	Method Blank	T	Solid	8270C	460-88750
460-31941-E-2-D MS	Matrix Spike	T	Solid	8270C	460-88750
460-31941-E-2-E MSD	Matrix Spike Duplicate	T	Solid	8270C	460-88750
Analysis Batch:460-89099					
460-32109-1	NH-01-C	T	Solid	8270C	460-88750

Report Basis
T = Total

Client: Enterprise Network Resolutions Job Number: 460-32109-1

QC Association Summary

Lab Sample ID	Client Sample ID	Report Basis	Client Matrix	Method	Prep Batch
GC Semi VOA					
Prep Batch: 460-88756					
LCS 460-88756/2-A	Lab Control Sample	T	Solid	3541	
MB 460-88756/1-A	Method Blank	T	Solid	3541	
Prep Batch: 460-88767					
LCS 460-88767/2-A	Lab Control Sample	T	Solid	3541	
MB 460-88767/1-A	Method Blank	T	Solid	3541	
460-32095-A-1-A MS	Matrix Spike	T	Solid	3541	
460-32095-A-1-B MSD	Matrix Spike Duplicate	T	Solid	3541	
460-32109-1	NH-01-C	T	Solid	3541	
Prep Batch: 460-88769					
LCS 460-88769/2-A	Lab Control Sample	T	Solid	3541	
MB 460-88769/1-A	Method Blank	T	Solid	3541	
460-32109-1	NH-01-C	T	Solid	3541	
460-32142-E-1-B MS	Matrix Spike	T	Solid	3541	
460-32142-E-1-C MSD	Matrix Spike Duplicate	T	Solid	3541	
Analysis Batch:460-88903					
LCS 460-88756/2-A	Lab Control Sample	T	Solid	8081A	460-88756
MB 460-88756/1-A	Method Blank	T	Solid	8081A	460-88756
LCS 460-88769/2-A	Lab Control Sample	T	Solid	8081A	460-88769
MB 460-88769/1-A	Method Blank	T	Solid	8081A	460-88769
460-32142-E-1-B MS	Matrix Spike	T	Solid	8081A	460-88769
460-32142-E-1-C MSD	Matrix Spike Duplicate	T	Solid	8081A	460-88769
Analysis Batch:460-88935					
LCS 460-88767/2-A	Lab Control Sample	T	Solid	8082	460-88767
MB 460-88767/1-A	Method Blank	T	Solid	8082	460-88767
460-32095-A-1-A MS	Matrix Spike	T	Solid	8082	460-88767
460-32095-A-1-B MSD	Matrix Spike Duplicate	T	Solid	8082	460-88767
460-32109-1	NH-01-C	T	Solid	8082	460-88767
Analysis Batch:460-89029					
460-32109-1	NH-01-C	T	Solid	8081A	460-88769

Report Basis
T = Total

Client: Enterprise Network Resolutions Job Number: 460-32109-1

QC Association Summary

Lab Sample ID	Client Sample ID	Report Basis	Client Matrix	Method	Prep Batch
Metals					
Prep Batch: 460-88744					
LCSSRM 460-88744/2-A	LCS-Certified Reference Material	T	Solid	3050B	
MB 460-88744/1-A ^2	Method Blank	T	Solid	3050B	
460-31831-F-1-B DU ^4	Duplicate	T	Solid	3050B	
460-31831-F-1-C MS ^4	Matrix Spike	T	Solid	3050B	
460-32109-1	NH-01-C	T	Solid	3050B	
Prep Batch: 460-88747					
LCSSRM 460-88747/11-A ^10	LCS-Certified Reference Material	T	Solid	7471A	
MB 460-88747/10-A	Method Blank	T	Solid	7471A	
460-31914-A-14-A DU	Duplicate	T	Solid	7471A	
460-31914-E-14-B MS	Matrix Spike	T	Solid	7471A	
460-32109-1	NH-01-C	T	Solid	7471A	
Analysis Batch:460-88757					
LCSSRM 460-88747/11-A ^10	LCS-Certified Reference Material	T	Solid	7471A	460-88747
MB 460-88747/10-A	Method Blank	T	Solid	7471A	460-88747
460-31914-A-14-A DU	Duplicate	T	Solid	7471A	460-88747
460-31914-E-14-B MS	Matrix Spike	T	Solid	7471A	460-88747
460-32109-1	NH-01-C	T	Solid	7471A	460-88747
Analysis Batch:460-89141					
LCSSRM 460-88744/2-A	LCS-Certified Reference Material	T	Solid	6010B	460-88744
MB 460-88744/1-A ^2	Method Blank	T	Solid	6010B	460-88744
460-31831-F-1-B DU ^4	Duplicate	T	Solid	6010B	460-88744
460-31831-F-1-C MS ^4	Matrix Spike	T	Solid	6010B	460-88744
460-32109-1	NH-01-C	T	Solid	6010B	460-88744

Report Basis
T = Total

Client: Enterprise Network Resolutions Job Number: 460-32109-1

QC Association Summary

Lab Sample ID	Client Sample ID	Report Basis	Client Matrix	Method	Prep Batch
General Chemistry					
Analysis Batch:460-88808					
460-32109-1	NH-01-C	T	Solid	Moisture	
460-32109-1DU	Duplicate	T	Solid	Moisture	
Prep Batch: 460-89025					
HLCS 460-89025/3-A	High Level Control Sample	T	Solid	9012A	
LLCS 460-89025/2-A	Low Level Control Sample	T	Solid	9012A	
MB 460-89025/1-A	Method Blank	T	Solid	9012A	
460-31686-E-12-G MS	Matrix Spike	T	Solid	9012A	
460-31686-E-12-H MSD	Matrix Spike Duplicate	T	Solid	9012A	
460-32109-1	NH-01-C	T	Solid	9012A	
Analysis Batch:460-89084					
HLCS 460-89025/3-A	High Level Control Sample	T	Solid	9012A	460-89025
LLCS 460-89025/2-A	Low Level Control Sample	T	Solid	9012A	460-89025
MB 460-89025/1-A	Method Blank	T	Solid	9012A	460-89025
460-31686-E-12-G MS	Matrix Spike	T	Solid	9012A	460-89025
460-31686-E-12-H MSD	Matrix Spike Duplicate	T	Solid	9012A	460-89025
460-32109-1	NH-01-C	T	Solid	9012A	460-89025
Prep Batch: 460-89414					
LCSI 460-89414/3-A	Lab Control Sample Insoluble	T	Solid	3060A	
LCSS 460-89414/2-A	Lab Control Sample Soluble	T	Solid	3060A	
MB 460-89414/1-A	Method Blank	T	Solid	3060A	
460-31513-A-3-M DU	Duplicate	T	Solid	3060A	
460-31513-A-3-O MSI	Matrix Spike Insoluble	T	Solid	3060A	
460-31513-A-3-N MSS	Matrix Spike Soluble	T	Solid	3060A	
460-32109-1	NH-01-C	T	Solid	3060A	
Analysis Batch:460-89501					
LCSI 460-89414/3-A	Lab Control Sample Insoluble	T	Solid	7196A	460-89414
LCSS 460-89414/2-A	Lab Control Sample Soluble	T	Solid	7196A	460-89414
MB 460-89414/1-A	Method Blank	T	Solid	7196A	460-89414
460-31513-A-3-M DU	Duplicate	T	Solid	7196A	460-89414
460-31513-A-3-O MSI	Matrix Spike Insoluble	T	Solid	7196A	460-89414
460-31513-A-3-N MSS	Matrix Spike Soluble	T	Solid	7196A	460-89414
460-32109-1	NH-01-C	T	Solid	7196A	460-89414

Report Basis
T = Total

Client: Enterprise Network Resolutions Job Number: 460-32109-1

Laboratory Chronicle

Lab ID: 460-32109-1 **Client ID:** NH-01-C

Sample Date/Time: 10/06/2011 14:00 Received Date/Time: 10/06/2011 18:45

Method	Bottle ID	Run	Analysis Batch	Prep Batch	Date Prepared / Analyzed	Dil	Lab	Analyst
P:5035	460-32109-A-1-G		460-89344	460-88800	10/08/2011 14:33	1	TAL EDI	FJ
A:8260B	460-32109-A-1-G		460-89344	460-88800	10/13/2011 07:53	1	TAL EDI	AT
P:3541	460-32109-A-1-C		460-89099	460-88750	10/07/2011 18:49	1	TAL EDI	FHW
A:8270C	460-32109-A-1-C		460-89099	460-88750	10/11/2011 19:44	1	TAL EDI	CZ
P:3541	460-32109-A-1-I		460-89029	460-88769	10/10/2011 06:23	1	TAL EDI	ARA
A:8081A	460-32109-A-1-I		460-89029	460-88769	10/10/2011 15:27	1	TAL EDI	FM
P:3541	460-32109-A-1-D		460-88935	460-88767	10/08/2011 07:13	1	TAL EDI	ARA
A:8082	460-32109-A-1-D		460-88935	460-88767	10/10/2011 01:40	1	TAL EDI	SD
P:3050B	460-32109-A-1-A ^4		460-89141	460-88744	10/07/2011 17:36	4	TAL EDI	TS
A:6010B	460-32109-A-1-A ^4		460-89141	460-88744	10/12/2011 02:10	4	TAL EDI	VD
P:7471A	460-32109-A-1-B ^2		460-88757	460-88747	10/07/2011 18:00	2	TAL EDI	TS
A:7471A	460-32109-A-1-B ^2		460-88757	460-88747	10/07/2011 22:09	2	TAL EDI	TS
P:3060A	460-32109-A-1-L		460-89501	460-89414	10/13/2011 11:30	1	TAL EDI	MA
A:7196A	460-32109-A-1-L		460-89501	460-89414	10/14/2011 13:46	1	TAL EDI	JC
P:9012A	460-32109-A-1-J		460-89084	460-89025	10/11/2011 08:30	1	TAL EDI	IA
A:9012A	460-32109-A-1-J		460-89084	460-89025	10/11/2011 13:02	1	TAL EDI	HV
A:Moisture	460-32109-A-1		460-88808		10/08/2011 17:21	1	TAL EDI	AGS

Lab ID: 460-32109-1 DU **Client ID:** NH-01-C

Sample Date/Time: 10/06/2011 14:00 Received Date/Time: 10/06/2011 18:45

Method	Bottle ID	Run	Analysis Batch	Prep Batch	Date Prepared / Analyzed	Dil	Lab	Analyst
A:Moisture	460-32109-A-1 DU		460-88808		10/08/2011 17:21	1	TAL EDI	AGS

Client: Enterprise Network Resolutions Job Number: 460-32109-1

Laboratory Chronicle

Lab ID: MB **Client ID: N/A**

Sample Date/Time: N/A Received Date/Time: N/A

Method	Bottle ID	Run	Analysis Batch	Prep Batch	Date Prepared / Analyzed	Dil	Lab	Analyst
A:8260B	MB 460-89344/5		460-89344		10/13/2011 05:46	1	TAL EDI	AT
P:3541	MB 460-88750/1-A		460-89094	460-88750	10/07/2011 18:49	1	TAL EDI	FHW
A:8270C	MB 460-88750/1-A		460-89094	460-88750	10/10/2011 17:24	1	TAL EDI	CZ
P:3541	MB 460-88769/1-A		460-88903	460-88769	10/08/2011 07:41	1	TAL EDI	ARA
A:8081A	MB 460-88769/1-A		460-88903	460-88769	10/10/2011 07:00	1	TAL EDI	FM
P:3541	MB 460-88756/1-A		460-88903	460-88756	10/07/2011 18:42	1	TAL EDI	JS
A:8081A	MB 460-88756/1-A		460-88903	460-88756	10/10/2011 08:52	1	TAL EDI	FM
P:3541	MB 460-88767/1-A		460-88935	460-88767	10/08/2011 07:13	1	TAL EDI	ARA
A:8082	MB 460-88767/1-A		460-88935	460-88767	10/09/2011 23:33	1	TAL EDI	SD
P:3050B	MB 460-88744/1-A ^2		460-89141	460-88744	10/07/2011 17:36	2	TAL EDI	TS
A:6010B	MB 460-88744/1-A ^2		460-89141	460-88744	10/11/2011 21:24	2	TAL EDI	VD
P:7471A	MB 460-88747/10-A		460-88757	460-88747	10/07/2011 18:00	1	TAL EDI	TS
A:7471A	MB 460-88747/10-A		460-88757	460-88747	10/07/2011 21:12	1	TAL EDI	TS
P:3060A	MB 460-89414/1-A		460-89501	460-89414	10/13/2011 11:30	1	TAL EDI	MA
A:7196A	MB 460-89414/1-A		460-89501	460-89414	10/14/2011 10:54	1	TAL EDI	JC
P:9012A	MB 460-89025/1-A		460-89084	460-89025	10/11/2011 08:30	1	TAL EDI	IA
A:9012A	MB 460-89025/1-A		460-89084	460-89025	10/11/2011 12:45	1	TAL EDI	HV

Lab ID: LB3 **Client ID: N/A**

Sample Date/Time: N/A Received Date/Time: N/A

Method	Bottle ID	Run	Analysis Batch	Prep Batch	Date Prepared / Analyzed	Dil	Lab	Analyst
P:5035	LB3 460-88800/1-A		460-89344	460-88800	10/08/2011 14:33	1	TAL EDI	FJ
A:8260B	LB3 460-88800/1-A		460-89344	460-88800	10/13/2011 06:12	1	TAL EDI	AT

Lab ID: LCS **Client ID: N/A**

Sample Date/Time: N/A Received Date/Time: N/A

Method	Bottle ID	Run	Analysis Batch	Prep Batch	Date Prepared / Analyzed	Dil	Lab	Analyst
A:8260B	LCS 460-89344/3		460-89344		10/13/2011 04:21	1	TAL EDI	AT
P:3541	LCS 460-88750/2-A		460-89094	460-88750	10/07/2011 18:49	1	TAL EDI	FHW
A:8270C	LCS 460-88750/2-A		460-89094	460-88750	10/10/2011 16:58	1	TAL EDI	CZ
P:3541	LCS 460-88769/2-A		460-88903	460-88769	10/08/2011 07:41	1	TAL EDI	ARA
A:8081A	LCS 460-88769/2-A		460-88903	460-88769	10/10/2011 07:14	1	TAL EDI	FM
P:3541	LCS 460-88756/2-A		460-88903	460-88756	10/07/2011 18:42	1	TAL EDI	JS
A:8081A	LCS 460-88756/2-A		460-88903	460-88756	10/10/2011 09:06	1	TAL EDI	FM
P:3541	LCS 460-88767/2-A		460-88935	460-88767	10/08/2011 07:13	1	TAL EDI	ARA
A:8082	LCS 460-88767/2-A		460-88935	460-88767	10/09/2011 23:49	1	TAL EDI	SD

Client: Enterprise Network Resolutions Job Number: 460-32109-1

Laboratory Chronicle

Lab ID: LCSD **Client ID:** N/A

Sample Date/Time: N/A Received Date/Time: N/A

Method	Bottle ID	Run	Analysis Batch	Prep Batch	Date Prepared / Analyzed	Dil	Lab	Analyst
A:8260B	LCSD 460-89344/4		460-89344		10/13/2011 04:47	1	TAL EDI	AT

Lab ID: LCSSRM **Client ID:** N/A

Sample Date/Time: N/A Received Date/Time: N/A

Method	Bottle ID	Run	Analysis Batch	Prep Batch	Date Prepared / Analyzed	Dil	Lab	Analyst
P:3050B	LCSSRM 460-88744/2-A		460-89141	460-88744	10/07/2011 17:36	4	TAL EDI	TS
A:6010B	LCSSRM 460-88744/2-A		460-89141	460-88744	10/11/2011 21:30	4	TAL EDI	VD
P:7471A	LCSSRM 460-88747/11-A ^10		460-88757	460-88747	10/07/2011 18:00	10	TAL EDI	TS
A:7471A	LCSSRM 460-88747/11-A ^10		460-88757	460-88747	10/07/2011 21:15	10	TAL EDI	TS

Lab ID: LLCS **Client ID:** N/A

Sample Date/Time: N/A Received Date/Time: N/A

Method	Bottle ID	Run	Analysis Batch	Prep Batch	Date Prepared / Analyzed	Dil	Lab	Analyst
P:9012A	LLCS 460-89025/2-A		460-89084	460-89025	10/11/2011 08:30	1	TAL EDI	IA
A:9012A	LLCS 460-89025/2-A		460-89084	460-89025	10/11/2011 12:48	1	TAL EDI	HV

Lab ID: HLCS **Client ID:** N/A

Sample Date/Time: N/A Received Date/Time: N/A

Method	Bottle ID	Run	Analysis Batch	Prep Batch	Date Prepared / Analyzed	Dil	Lab	Analyst
P:9012A	HLCS 460-89025/3-A		460-89084	460-89025	10/11/2011 08:30	1	TAL EDI	IA
A:9012A	HLCS 460-89025/3-A		460-89084	460-89025	10/11/2011 12:50	1	TAL EDI	HV

Client: Enterprise Network Resolutions Job Number: 460-32109-1

Laboratory Chronicle

Lab ID: MS **Client ID: N/A**

Sample Date/Time: 10/03/2011 10:55 Received Date/Time: 10/04/2011 18:40

Method	Bottle ID	Run	Analysis Batch	Prep Batch	Date Prepared / Analyzed	Dil	Lab	Analyst
P:3541	460-31941-E-2-D MS		460-89094	460-88750	10/07/2011 18:49	1	TAL EDI	FHW
A:8270C	460-31941-E-2-D MS		460-89094	460-88750	10/10/2011 18:15	1	TAL EDI	CZ
P:3541	460-32142-E-1-B MS		460-88903	460-88769	10/08/2011 07:41	1	TAL EDI	ARA
A:8081A	460-32142-E-1-B MS		460-88903	460-88769	10/10/2011 07:28	1	TAL EDI	FM
P:3541	460-32095-A-1-A MS		460-88935	460-88767	10/08/2011 07:13	1	TAL EDI	ARA
A:8082	460-32095-A-1-A MS		460-88935	460-88767	10/10/2011 00:05	1	TAL EDI	SD
P:3050B	460-31831-F-1-C MS ^4		460-89141	460-88744	10/07/2011 17:36	4	TAL EDI	TS
A:6010B	460-31831-F-1-C MS ^4		460-89141	460-88744	10/11/2011 23:14	4	TAL EDI	VD
P:7471A	460-31914-E-14-B MS		460-88757	460-88747	10/07/2011 18:00	1	TAL EDI	TS
A:7471A	460-31914-E-14-B MS		460-88757	460-88747	10/07/2011 21:20	1	TAL EDI	TS
P:9012A	460-31686-E-12-G MS		460-89084	460-89025	10/11/2011 08:30	1	TAL EDI	IA
A:9012A	460-31686-E-12-G MS		460-89084	460-89025	10/11/2011 12:51	1	TAL EDI	HV

Lab ID: MSD **Client ID: N/A**

Sample Date/Time: 10/03/2011 10:55 Received Date/Time: 10/04/2011 18:40

Method	Bottle ID	Run	Analysis Batch	Prep Batch	Date Prepared / Analyzed	Dil	Lab	Analyst
P:3541	460-31941-E-2-E MSD		460-89094	460-88750	10/07/2011 18:49	1	TAL EDI	FHW
A:8270C	460-31941-E-2-E MSD		460-89094	460-88750	10/10/2011 18:41	1	TAL EDI	CZ
P:3541	460-32142-E-1-C MSD		460-88903	460-88769	10/08/2011 07:41	1	TAL EDI	ARA
A:8081A	460-32142-E-1-C MSD		460-88903	460-88769	10/10/2011 07:42	1	TAL EDI	FM
P:3541	460-32095-A-1-B MSD		460-88935	460-88767	10/08/2011 07:13	1	TAL EDI	ARA
A:8082	460-32095-A-1-B MSD		460-88935	460-88767	10/10/2011 00:21	1	TAL EDI	SD
P:9012A	460-31686-E-12-H MSD		460-89084	460-89025	10/11/2011 08:30	1	TAL EDI	IA
A:9012A	460-31686-E-12-H MSD		460-89084	460-89025	10/11/2011 12:52	1	TAL EDI	HV

Client: Enterprise Network Resolutions Job Number: 460-32109-1

Laboratory Chronicle

Lab ID: DU **Client ID: N/A**

Sample Date/Time: 09/29/2011 11:15 Received Date/Time: 09/30/2011 14:15

Method	Bottle ID	Run	Analysis Batch	Prep Batch	Date Prepared / Analyzed	Dil	Lab	Analyst
P:3050B	460-31831-F-1-B DU ^4		460-89141	460-88744	10/07/2011 17:36	4	TAL EDI	TS
A:6010B	460-31831-F-1-B DU ^4		460-89141	460-88744	10/11/2011 22:56	4	TAL EDI	VD
P:7471A	460-31914-A-14-A DU		460-88757	460-88747	10/07/2011 18:00	1	TAL EDI	TS
A:7471A	460-31914-A-14-A DU		460-88757	460-88747	10/07/2011 21:18	1	TAL EDI	TS
P:3060A	460-31513-A-3-M DU		460-89501	460-89414	10/13/2011 11:30	1	TAL EDI	MA
A:7196A	460-31513-A-3-M DU		460-89501	460-89414	10/14/2011 10:54	1	TAL EDI	JC

Lab ID: SD **Client ID: N/A**

Sample Date/Time: 09/29/2011 11:15 Received Date/Time: 09/30/2011 14:15

Method	Bottle ID	Run	Analysis Batch	Prep Batch	Date Prepared / Analyzed	Dil	Lab	Analyst
P:3050B	460-31831-F-1-A SD ^2		460-89141	460-88744	10/07/2011 17:36	20	TAL EDI	TS
A:6010B	460-31831-F-1-A SD ^2		460-89141	460-88744	10/11/2011 23:08	20	TAL EDI	VD
P:3050B	460-31831-F-1-A PDS		460-89141	460-88744	10/07/2011 17:36	4	TAL EDI	TS
A:6010B	460-31831-F-1-A PDS		460-89141	460-88744	10/11/2011 23:21	4	TAL EDI	VD
P:7471A	460-31914-E-14-A SD		460-88757	460-88747	10/07/2011 18:00	5	TAL EDI	TS
A:7471A	460-31914-E-14-A SD		460-88757	460-88747	10/07/2011 22:13	5	TAL EDI	TS
P:3060A	460-31513-A-3-L PDS		460-89501	460-89414	10/13/2011 11:30	1	TAL EDI	MA
P:3060A	460-31513-A-3-N MSS		460-89501	460-89414	10/13/2011 11:30	1	TAL EDI	MA
P:3060A	460-31513-A-3-O MSI		460-89501	460-89414	10/13/2011 11:30	50	TAL EDI	MA
P:3060A	LCSI 460-89414/3-A		460-89501	460-89414	10/13/2011 11:30	50	TAL EDI	MA
P:3060A	LCSS 460-89414/2-A		460-89501	460-89414	10/13/2011 11:30	1	TAL EDI	MA
A:7196A	460-31513-A-3-L PDS		460-89501	460-89414	10/14/2011 10:54	1	TAL EDI	JC
A:7196A	460-31513-A-3-N MSS		460-89501	460-89414	10/14/2011 10:54	1	TAL EDI	JC
A:7196A	460-31513-A-3-O MSI		460-89501	460-89414	10/14/2011 10:54	50	TAL EDI	JC
A:7196A	LCSI 460-89414/3-A		460-89501	460-89414	10/14/2011 10:54	50	TAL EDI	JC
A:7196A	LCSS 460-89414/2-A		460-89501	460-89414	10/14/2011 10:54	1	TAL EDI	JC

Lab References:

TAL EDI = TestAmerica Edison

Method 8260B

Volatile Organic Compounds (GC/MS) by Method 8260B

FORM II
GC/MS VOA SURROGATE RECOVERY

Lab Name: TestAmerica Edison Job No.: 460-32109-1

SDG No.:

Matrix: Solid Level: Low

GC Column (1): DB-624 ID: 0.18 (mm)

Client Sample ID	Lab Sample ID	DCA #	TOL #	BFB #
NH-01-C	460-32109-1	108	109	109
	MB 460-89344/5	113	115	111
	LB3 460-88800/1-A	112	116	115
	LCS 460-89344/3	109	110	110
	LCSD 460-89344/4	113	114	114

	QC LIMITS
DCA = 1,2-Dichloroethane-d4 (Surr)	70-138
TOL = Toluene-d8 (Surr)	66-126
BFB = Bromofluorobenzene	72-132

Column to be used to flag recovery values

FORM II 8260B

FORM III
GC/MS VOA LAB CONTROL SAMPLE RECOVERY

Lab Name: TestAmerica Edison Job No.: 460-32109-1

SDG No.:

Matrix: Solid Level: Low Lab File ID: o52615.d

Lab ID: LCS 460-89344/3 Client ID:

COMPOUND	SPIKE ADDED (ug/Kg)	LCS CONCENTRATION (ug/Kg)	LCS % REC	QC LIMITS REC	#
1,1,1-Trichloroethane	20.0	18.4	92	78-117	
1,1,2,2-Tetrachloroethane	20.0	19.6	98	79-122	
1,1,2-Trichloroethane	20.0	19.0	95	73-118	
1,2-Dibromo-3-Chloropropane	20.0	15.7	78	74-118	
1,1-Dichloroethane	20.0	20.3	101	76-125	
1,1-Dichloroethene	20.0	19.8	99	71-126	
1,2-Dichloroethane	20.0	19.6	98	76-118	
1,2-Dichloropropane	20.0	18.8	94	82-122	
2-Butanone	20.0	19.5	97	77-117	
2-Chloroethyl vinyl ether	20.0	17.1	85	74-120	
2-Hexanone	20.0	16.7	84	70-122	
4-Methyl-2-pentanone	20.0	17.3	87	68-120	
Acetone	20.0	22.3	111	27-164	
Acrolein	300	290	97	10-163	
Acrylonitrile	150	156	104	71-130	
Benzene	20.0	19.4	97	77-117	
Bromodichloromethane	20.0	17.3	86	79-119	
Bromoform	20.0	12.5	63	59-125	
Bromomethane	20.0	23.3	117	54-142	
Carbon disulfide	20.0	15.8	79	72-128	
Carbon tetrachloride	20.0	17.2	86	79-118	
Chlorobenzene	20.0	19.1	96	80-120	
Chloroethane	20.0	21.3	106	56-146	
Chloroform	20.0	19.3	97	77-120	
Chloromethane	20.0	17.8	89	50-151	
cis-1,2-Dichloroethene	20.0	20.0	100	80-120	
cis-1,3-Dichloropropene	20.0	17.9	90	80-123	
Dichlorodifluoromethane	20.0	20.4	102	52-144	
Dibromochloromethane	20.0	15.3	77	68-120	
Ethylbenzene	20.0	18.4	92	81-121	
Xylenes, Total	60.0	55.0	92	82-122	
Methylene Chloride	20.0	20.4	102	74-137	
MTBE	20.0	17.8	89	78-120	
Styrene	20.0	18.5	93	82-122	
TBA	400	328	82	65-119	
Tetrachloroethene	20.0	18.8	94	80-120	
Toluene	20.0	22.0	110	75-115	
trans-1,2-Dichloroethene	20.0	19.9	99	75-122	
trans-1,3-Dichloropropene	20.0	17.2	86	67-121	
Trichloroethene	20.0	18.7	93	79-119	
Trichlorofluoromethane	20.0	19.8	99	61-139	
Vinyl chloride	20.0	19.0	95	67-133	

Column to be used to flag recovery and RPD values

FORM III 8260B

FORM III
GC/MS VOA LAB CONTROL SAMPLE RECOVERY

Lab Name: TestAmerica Edison Job No.: 460-32109-1

SDG No.:

Matrix: Solid Level: Low Lab File ID: o52615.d

Lab ID: LCS 460-89344/3 Client ID:

COMPOUND	SPIKE ADDED (ug/Kg)	LCS CONCENTRATION (ug/Kg)	LCS % REC	QC LIMITS REC	#
1,2-Dibromoethane	20.0	18.5	92	75-117	

Column to be used to flag recovery and RPD values

FORM III 8260B

FORM III
GC/MS VOA LAB CONTROL SAMPLE DUPLICATE RECOVERY

Lab Name: TestAmerica Edison Job No.: 460-32109-1

SDG No.:

Matrix: Solid Level: Low Lab File ID: o52616.d

Lab ID: LCSD 460-89344/4 Client ID:

COMPOUND	SPIKE ADDED (ug/Kg)	LCSD CONCENTRATION (ug/Kg)	LCSD % REC	% RPD	QC LIMITS RPD	QC LIMITS REC	#
1,1,1-Trichloroethane	20.0	17.7	89	4	30	78-117	
1,1,2,2-Tetrachloroethane	20.0	19.3	96	2	30	79-122	
1,1,2-Trichloroethane	20.0	19.2	96	1	30	73-118	
1,2-Dibromo-3-Chloropropane	20.0	16.4	82	4	30	74-118	
1,1-Dichloroethane	20.0	19.7	99	3	30	76-125	
1,1-Dichloroethene	20.0	18.1	91	9	30	71-126	
1,2-Dichloroethane	20.0	20.0	100	2	30	76-118	
1,2-Dichloropropane	20.0	19.1	96	2	30	82-122	
2-Butanone	20.0	22.4	112	14	30	77-117	
2-Chloroethyl vinyl ether	20.0	18.6	93	9	30	74-120	
2-Hexanone	20.0	18.8	94	12	30	70-122	
4-Methyl-2-pentanone	20.0	19.7	99	13	30	68-120	
Acetone	20.0	22.8	114	2	30	27-164	
Acrolein	300	279	93	4	30	10-163	
Acrylonitrile	150	154	103	2	30	71-130	
Benzene	20.0	19.1	96	2	30	77-117	
Bromodichloromethane	20.0	17.7	88	2	30	79-119	
Bromoform	20.0	13.6	68	8	30	59-125	
Bromomethane	20.0	24.1	120	3	30	54-142	
Carbon disulfide	20.0	16.0	80	2	30	72-128	
Carbon tetrachloride	20.0	16.9	85	2	30	79-118	
Chlorobenzene	20.0	19.3	97	1	30	80-120	
Chloroethane	20.0	22.0	110	3	30	56-146	
Chloroform	20.0	19.4	97	1	30	77-120	
Chloromethane	20.0	21.1	105	17	30	50-151	
cis-1,2-Dichloroethene	20.0	19.3	97	4	30	80-120	
cis-1,3-Dichloropropene	20.0	18.2	91	1	30	80-123	
Dichlorodifluoromethane	20.0	21.5	108	5	30	52-144	
Dibromochloromethane	20.0	15.5	77	1	30	68-120	
Ethylbenzene	20.0	18.7	93	1	30	81-121	
Xylenes, Total	60.0	55.6	93	1	30	82-122	
Methylene Chloride	20.0	19.9	99	2	30	74-137	
MTBE	20.0	19.3	96	8	30	78-120	
Styrene	20.0	18.4	92	0	30	82-122	
TBA	400	378	95	14	30	65-119	
Tetrachloroethene	20.0	19.3	97	3	30	80-120	
Toluene	20.0	21.9	110	0	30	75-115	
trans-1,2-Dichloroethene	20.0	18.6	93	6	30	75-122	
trans-1,3-Dichloropropene	20.0	17.4	87	1	30	67-121	
Trichloroethene	20.0	18.9	94	1	30	79-119	
Trichlorofluoromethane	20.0	21.0	105	6	30	61-139	
Vinyl chloride	20.0	21.8	109	13	30	67-133	

Column to be used to flag recovery and RPD values

FORM III 8260B

FORM III
GC/MS VOA LAB CONTROL SAMPLE DUPLICATE RECOVERY

Lab Name: TestAmerica Edison Job No.: 460-32109-1

SDG No.:

Matrix: Solid Level: Low Lab File ID: o52616.d

Lab ID: LCSD 460-89344/4 Client ID:

COMPOUND	SPIKE ADDED (ug/Kg)	LCSD CONCENTRATION (ug/Kg)	LCSD % REC	% RPD	QC LIMITS RPD	QC LIMITS REC	#
1,2-Dibromoethane	20.0	19.1	95	3	30	75-117	

Column to be used to flag recovery and RPD values

FORM III 8260B

FORM IV
GC/MS VOA METHOD BLANK SUMMARY

Lab Name: TestAmerica Edison Job No.: 460-32109-1

SDG No.:

Lab File ID: o52618.d Lab Sample ID: MB 460-89344/5

Matrix: Solid Heated Purge:(Y/N) Y

Instrument ID: VOAMS12 Date Analyzed: 10/13/2011 05:46

GC Column: DB-624 ID: 0.18(mm)

THIS METHOD BLANK APPLIES TO THE FOLLOWING SAMPLES:

CLIENT SAMPLE ID	LAB SAMPLE ID	LAB FILE ID	DATE ANALYZED
	LCS 460-89344/3	o52615.d	10/13/2011 04:21
	LCSD 460-89344/4	o52616.d	10/13/2011 04:47
	LB3 460-88800/1-A	o52619.d	10/13/2011 06:12
NH-01-C	460-32109-1	o52623.d	10/13/2011 07:53

FORM V
GC/MS VOA INSTRUMENT PERFORMANCE CHECK
BROMOFLUOROBENZENE (BFB)

Lab Name: TestAmerica Edison Job No.: 460-32109-1

SDG No.:

Lab File ID: o52391.d BFB Injection Date: 10/05/2011

Instrument ID: VOAMS12 BFB Injection Time: 05:53

Analysis Batch No.: 88343

M/E	ION ABUNDANCE CRITERIA	% RELATIVE ABUNDANCE	
50	15.0 - 40.0 % of mass 95	19.7	
75	30.0 - 60.0 % of mass 95	49.4	
95	Base Peak, 100% relative abundance	100.0	
96	5.0 - 9.0 % of mass 95	6.6	
173	Less than 2.0 % of mass 174	0.7	(0.8)1
174	50.0 - 120.00 % of mass 95	93.4	
175	5.0 - 9.0 % of mass 174	7.0	(7.5)1
176	95.0 - 101.0 % of mass 174	90.6	(97.0)1
177	5.0 - 9.0 % of mass 176	6.3	(7.0)2

1-Value is % mass 174 2-Value is % mass 176

THIS CHECK APPLIES TO THE FOLLOWING SAMPLES, MS, MSD, BLANKS AND STANDARDS:

CLIENT SAMPLE ID	LAB SAMPLE ID	LAB FILE ID	DATE ANALYZED	TIME ANALYZED
	ICIS 460-88343/4	o52392.d	10/05/2011	06:28
	IC 460-88343/2	o52394.d	10/05/2011	07:19
	IC 460-88343/3	o52396.d	10/05/2011	08:09
	IC 460-88343/5	o52399.d	10/05/2011	09:25
	IC 460-88343/6	o52400.d	10/05/2011	09:50
	IC 460-88343/7	o52401.d	10/05/2011	10:16

FORM V
GC/MS VOA INSTRUMENT PERFORMANCE CHECK
BROMOFLUOROBENZENE (BFB)

Lab Name: TestAmerica Edison Job No.: 460-32109-1

SDG No.:

Lab File ID: o52613.d BFB Injection Date: 10/13/2011

Instrument ID: VOAMS12 BFB Injection Time: 03:20

Analysis Batch No.: 89344

M/E	ION ABUNDANCE CRITERIA	% RELATIVE ABUNDANCE	
50	15.0 - 40.0 % of mass 95	26.1	
75	30.0 - 60.0 % of mass 95	57.9	
95	Base Peak, 100% relative abundance	100.0	
96	5.0 - 9.0 % of mass 95	6.4	
173	Less than 2.0 % of mass 174	0.0	(0.0)1
174	50.0 - 120.00 % of mass 95	87.1	
175	5.0 - 9.0 % of mass 174	7.6	(8.7)1
176	95.0 - 101.0 % of mass 174	83.0	(95.3)1
177	5.0 - 9.0 % of mass 176	6.2	(7.4)2

1-Value is % mass 174 2-Value is % mass 176

THIS CHECK APPLIES TO THE FOLLOWING SAMPLES, MS, MSD, BLANKS AND STANDARDS:

CLIENT SAMPLE ID	LAB SAMPLE ID	LAB FILE ID	DATE ANALYZED	TIME ANALYZED
	CCVIS 460-89344/2	o52614.d	10/13/2011	03:56
	LCS 460-89344/3	o52615.d	10/13/2011	04:21
	LCSD 460-89344/4	o52616.d	10/13/2011	04:47
	MB 460-89344/5	o52618.d	10/13/2011	05:46
	LB3 460-88800/1-A	o52619.d	10/13/2011	06:12
NH-01-C	460-32109-1	o52623.d	10/13/2011	07:53

FORM VIII
GC/MS VOA INTERNAL STANDARD AREA AND RETENTION TIME SUMMARY

Lab Name: TestAmerica Edison Job No.: 460-32109-1

SDG No.:

Sample No.: CCVIS 460-89344/2 Date Analyzed: 10/13/2011 03:56

Instrument ID: VOAMS12 GC Column: DB-624 ID: 0.18(mm)

Lab File ID (Standard): o52614.d Heated Purge: (Y/N) Y

Calibration ID: 12589

		FB		CBZ		DCB	
		AREA #	RT #	AREA #	RT #	AREA #	RT #
12/24 HOUR STD		1134662	3.65	835181	7.21	415563	10.88
UPPER LIMIT		2269324	4.15	1670362	7.71	831126	11.38
LOWER LIMIT		567331	3.15	417591	6.71	207782	10.38
LAB SAMPLE ID	CLIENT SAMPLE ID						
LCS 460-89344/3		1120695	3.65	831641	7.21	402734	10.88
LCSD 460-89344/4		1093241	3.65	808890	7.21	402784	10.88
MB 460-89344/5		1041048	3.65	749945	7.21	381675	10.88
LB3 460-88800/1-A		1021499	3.65	725857	7.21	362210	10.88
460-32109-1	NH-01-C	1131643	3.65	810678	7.21	394901	10.88

FB = Fluorobenzene
CBZ = Chlorobenzene-d5
DCB = 1,4-Dichlorobenzene-d4

Area Limit = 50%-200% of internal standard area
RT Limit = ± 0.5 minutes of internal standard RT

Column used to flag values outside QC limits

FORM VIII 8260B

FORM I
GC/MS VOA ORGANICS ANALYSIS DATA SHEET

Lab Name: TestAmerica Edison | Job No.: 460-32109-1

SDG No.:

Client Sample ID: NH-01-C | Lab Sample ID: 460-32109-1

Matrix: Solid | Lab File ID: o52623.d

Analysis Method: 8260B | Date Collected: 10/06/2011 14:00

Sample wt/vol: 5.48(g) | Date Analyzed: 10/13/2011 07:53

Soil Aliquot Vol: | Dilution Factor: 1

Soil Extract Vol.: | GC Column: DB-624 ID: 0.18(mm)

% Moisture: 9.0 | Level: (low/med) Low

Analysis Batch No.: 89344 | Units: ug/Kg

CAS NO.	COMPOUND NAME	RESULT	Q	RL	MDL
71-55-6	1,1,1-Trichloroethane	1.0	U	1.0	0.19
79-34-5	1,1,2,2-Tetrachloroethane	1.0	U	1.0	0.76
79-00-5	1,1,2-Trichloroethane	1.0	U	1.0	0.59
96-12-8	1,2-Dibromo-3-Chloropropane	1.0	U	1.0	0.61
75-34-3	1,1-Dichloroethane	1.0	U	1.0	0.25
75-35-4	1,1-Dichloroethene	1.0	U	1.0	0.37
107-06-2	1,2-Dichloroethane	1.0	U	1.0	0.39
78-87-5	1,2-Dichloropropane	1.0	U	1.0	0.32
78-93-3	2-Butanone	10	U	10	0.57
110-75-8	2-Chloroethyl vinyl ether	1.0	U	1.0	1.3
591-78-6	2-Hexanone	10	U	10	1.7
108-10-1	4-Methyl-2-pentanone	10	U	10	0.72
67-64-1	Acetone	10	U	10	3.7
107-02-8	Acrolein	100	U	100	22
107-13-1	Acrylonitrile	50	U	50	14
71-43-2	Benzene	1.0	U	1.0	0.74
75-27-4	Bromodichloromethane	1.0	U	1.0	0.30
75-25-2	Bromoform	1.0	U	1.0	0.70
74-83-9	Bromomethane	1.0	U	1.0	0.41
75-15-0	Carbon disulfide	1.0	U	1.0	0.47
56-23-5	Carbon tetrachloride	1.0	U	1.0	0.10
108-90-7	Chlorobenzene	1.0	U	1.0	0.48
75-00-3	Chloroethane	1.0	U	1.0	0.40
67-66-3	Chloroform	1.0	U	1.0	0.24
74-87-3	Chloromethane	1.0	U	1.0	0.64
156-59-2	cis-1,2-Dichloroethene	1.0	U	1.0	0.24
10061-01-5	cis-1,3-Dichloropropene	1.0	U	1.0	0.20
75-71-8	Dichlorodifluoromethane	1.0	U	1.0	0.41
124-48-1	Dibromochloromethane	1.0	U	1.0	0.56
100-41-4	Ethylbenzene	1.0	U	1.0	0.19
1330-20-7	Xylenes, Total	3.0	U	3.0	0.79
75-09-2	Methylene Chloride	3.8		1.0	0.47
1634-04-4	MTBE	1.0	U	1.0	0.34
100-42-5	Styrene	1.0	U	1.0	0.35
75-65-0	TBA	20	U	20	7.3
127-18-4	Tetrachloroethene	1.0	U	1.0	0.33

FORM I
GC/MS VOA ORGANICS ANALYSIS DATA SHEET

Lab Name: TestAmerica Edison Job No.: 460-32109-1

SDG No.:

Client Sample ID: NH-01-C Lab Sample ID: 460-32109-1

Matrix: Solid Lab File ID: o52623.d

Analysis Method: 8260B Date Collected: 10/06/2011 14:00

Sample wt/vol: 5.48(g) Date Analyzed: 10/13/2011 07:53

Soil Aliquot Vol: Dilution Factor: 1

Soil Extract Vol.: GC Column: DB-624 ID: 0.18(mm)

% Moisture: 9.0 Level: (low/med) Low

Analysis Batch No.: 89344 Units: ug/Kg

CAS NO.	COMPOUND NAME	RESULT	Q	RL	MDL
108-88-3	Toluene	1.0	U	1.0	0.30
156-60-5	trans-1,2-Dichloroethene	1.0	U	1.0	0.28
10061-02-6	trans-1,3-Dichloropropene	1.0	U	1.0	0.22
79-01-6	Trichloroethene	1.0	U	1.0	0.36
75-69-4	Trichlorofluoromethane	1.0	U	1.0	0.26
75-01-4	Vinyl chloride	1.0	U	1.0	0.23
106-93-4	1,2-Dibromoethane	1.0	U	1.0	0.52

CAS NO.	SURROGATE	%REC	Q	LIMITS
17060-07-0	1,2-Dichloroethane-d4 (Surr)	108		70-138
460-00-4	Bromofluorobenzene	109		72-132
2037-26-5	Toluene-d8 (Surr)	109		66-126

Data File: /chem/VOAMS12.i/8260L_10/10-05-11/13oct11.b/o52623.d
Report Date: 13-Oct-2011 10:44

TestAmerica

VOLATILE ORGANIC COMPOUND ANALYSIS

Data file : /chem/VOAMS12.i/8260L_10/10-05-11/13oct11.b/o52623.d
Lab Smp Id: 460-32109-A-1-G Client Smp ID: NH-01-C
Inj Date : 13-OCT-2011 07:53
Operator : VOAMS 9 Inst ID: VOAMS12.i
Smp Info : 460-32109-A-1-G;;;5.48;5
Misc Info : 460-32109-A-1-G
Comment   :
Method   : /chem/VOAMS12.i/8260L_10/10-05-11/13oct11.b/8260L_10.m
Meth Date : 13-Oct-2011 04:17 audberto Quant Type: ISTD
Cal Date : 05-OCT-2011 10:16 Cal File: o52401.d
Als bottle: 10
Dil Factor: 1.00000
Integrator: HP RTE Compound Sublist: all.sub
Target Version: 3.50
Processing Host: hpd2

Concentration Formula: Amt * DF * ((Vt/Ws)/((100-M)/100)) * CpndVariable

Name	Value	Description
DF	1.00000	Dilution Factor
Vt	5.00000	Volume of final extract (mL)
Ws	5.48000	Weight of sample extracted (g)
M	9.00693	% Moisture (not decanted)

Cpnd Variable Local Compound Variable

	Compounds	QUANT SIG MASS	RT	EXP RT	REL RT	RESPONSE	CONCENTRATIONS ON-COLUMN (ug/L)	CONCENTRATIONS FINAL (ug/Kg)
	119 Isoprene	67	1.468	1.460	(0.402)	9233	0.67163	0.67(aH)
	6 Methylene Chloride	84	1.854	1.847	(0.508)	29344	3.81728	3.8
$	16 1,2-Dichloroethane-d4 (SUR)	65	3.351	3.351	(0.918)	248222	54.0025	54
*	69 Fluorobenzene	96	3.652	3.652	(1.000)	1131643	50.0000	
$	37 Toluene-d8 (SUR)	98	5.336	5.336	(0.740)	910768	54.7544	55
*	32 Chlorobenzene-d5	117	7.212	7.212	(1.000)	810678	50.0000	
$	41 Bromofluorobenzene (SUR)	174	9.017	9.017	(0.829)	321566	54.4174	54
*	91 1,4-Dichlorobenzene-d4	152	10.880	10.880	(1.000)	394901	50.0000	

QC Flag Legend

a - Target compound detected but, quantitated amount
    Below Limit Of Quantitation(BLOQ).
H - Operator selected an alternate compound hit.

Data File: o52623.d

Date: 13-OCT-2011 07:53

Client ID: NH-01-C Instrument: VOAMS12.i

Sample Info: 460-32109-A-1-G;;;5.48;5 Operator: VOAMS 9



Data File: o52623.d

Date: 13-OCT-2011 07:53

Client ID: NH-01-C Instrument: VOAMS12.i

Sample Info: 460-32109-A-1-G;;;5.48;5 Operator: VOAMS 9

6 Methylene Chloride

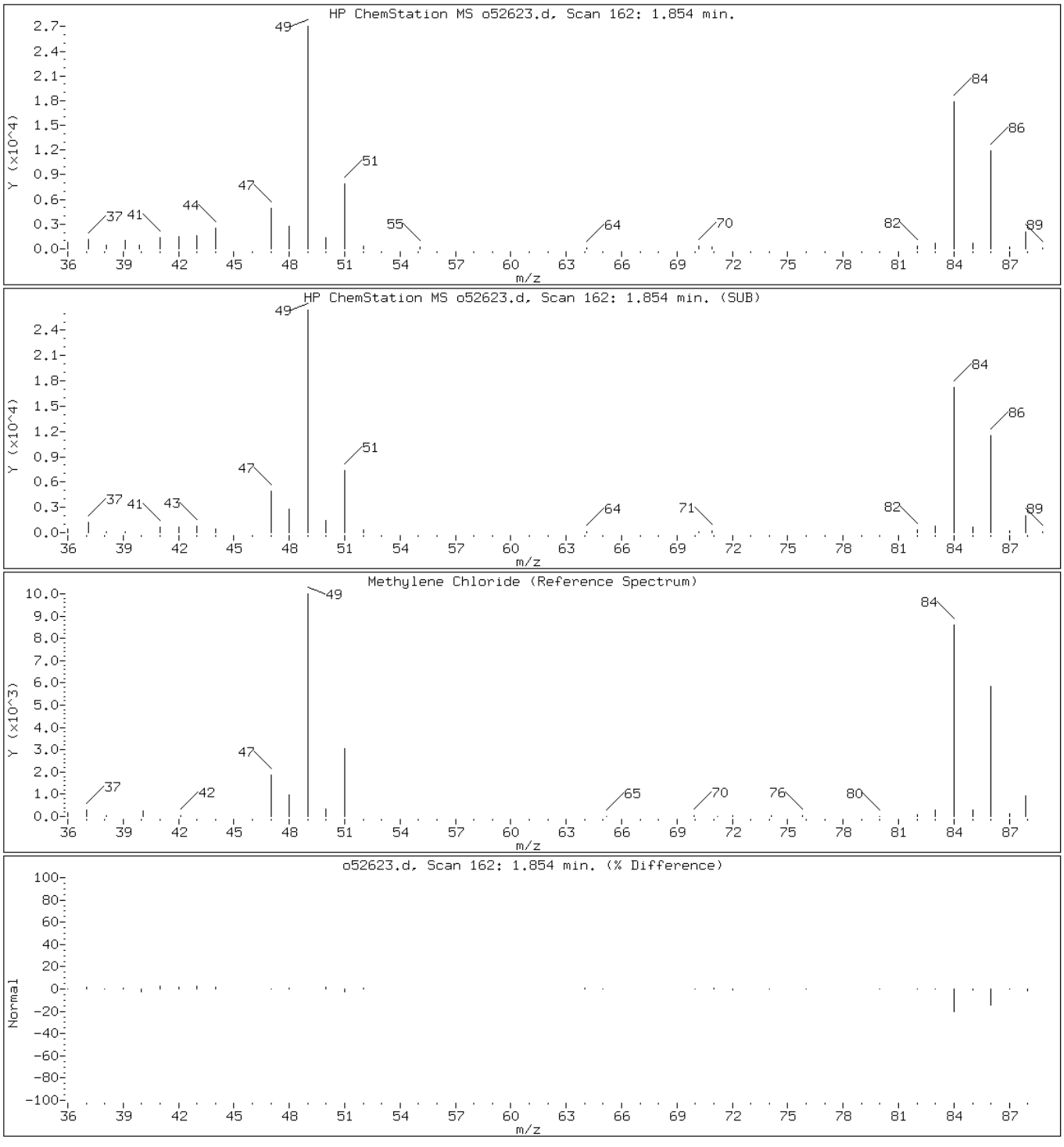

FORM VI
GC/MS VOA INITIAL CALIBRATION DATA
INTERNAL STANDARD CURVE EVALUTION

Lab Name: TestAmerica Edison Job No.: 460-32109-1 Analy Batch No.: 88343

SDG No.:

Instrument ID: VOAMS12 GC Column: DB-624 ID: 0.18(mm) Heated Purge: (Y/N) Y

Calibration Start Date: 10/05/2011 06:28 Calibration End Date: 10/05/2011 10:16 Calibration ID: 12589

Calibration Files:

LEVEL:	LAB SAMPLE ID:	LAB FILE ID:
Level 1	IC 460-88343/3	o52396.d
Level 2	IC 460-88343/2	o52394.d
Level 3	ICIS 460-88343/4	o52392.d
Level 4	IC 460-88343/5	o52399.d
Level 5	IC 460-88343/6	o52400.d
Level 6	IC 460-88343/7	o52401.d

ANALYTE	RRF					CURVE TYPE	COEFFICIENT			#	MIN RRF	%RSD	#	MAX %RSD	R^2 OR COD	#	MIN R^2 OR COD
	LVL 1 LVL 6	LVL 2	LVL 3	LVL 4	LVL 5		B	M1	M2								
Dichlorodifluoromethane	0.5137 0.3787	0.4071	0.4444	0.4427	0.4026	Ave		0.4315				11.0		15.0			
Chloromethane	0.5829 0.4287	0.5063	0.5534	0.5403	0.4477	Ave		0.5099			0.1000	12.0		15.0			
Vinyl chloride	0.5561 0.4582	0.5091	0.5170	0.5144	0.4810	Ave		0.5060				6.6		30.0			
Bromomethane	0.2722 +++++	0.2364	0.2742	0.2154	0.2194	Ave		0.2435				11.6		15.0			
Chloroethane	0.3931 0.2749	0.3284	0.3350	0.3294	0.3322	Ave		0.3322				11.3		15.0			
Trichlorofluoromethane	0.7220 0.6550	0.6489	0.6379	0.6778	0.6750	Ave		0.6694				4.5		15.0			
n-Pentane	0.1292 0.0775	0.0909	0.0751	0.0819	0.0815	LinF		0.0781							0.9995		0.9900
Ethanol	0.0017 0.0020	0.0018	0.0018	0.0018	0.0017	Ave		0.0018				5.4		15.0			
Ethyl ether	0.3004 0.2803	0.2707	0.2543	0.2704	0.2825	Ave		0.2764				5.6		15.0			
Isopropene	0.6581 0.5990	0.6091	0.5581	0.5957	0.6244	Ave		0.6074				5.5		15.0			
Acrolein	0.0364 0.0430	0.0452	0.0435	0.0434	0.0418	Ave		0.0422				7.3		15.0			
1,1-Dichloroethene	0.3578 0.3468	0.3404	0.3103	0.3430	0.3587	Ave		0.3428				5.1		30.0			
Freon TF	0.3724 0.3762	0.3729	0.3455	0.3729	0.3927	Ave		0.3721				4.1		15.0			
Acetone	0.0968 0.0749	0.1112	0.0898	0.0958	0.0836	Ave		0.0920				13.5		15.0			
Iodomethane	0.5159 0.4973	0.4580	0.4782	0.5338	0.5377	Ave		0.5035				6.3		15.0			

Note: The m1 coefficient is the same as Ave RRF for an Ave curve type.

FORM VI
GC/MS VOA INITIAL CALIBRATION DATA
INTERNAL STANDARD CURVE EVALUTION

Lab Name: TestAmerica Edison Job No.: 460-32109-1 Analy Batch No.: 88343

SDG No.:

Instrument ID: VOAMS12 GC Column: DB-624 ID: 0.18(mm) Heated Purge: (Y/N) Y

Calibration Start Date: 10/05/2011 06:28 Calibration End Date: 10/05/2011 10:16 Calibration ID: 12589

ANALYTE	RRF					CURVE TYPE	COEFFICIENT			#	MIN RRF	%RSD	#	MAX %RSD	R^2 OR COD	#	MIN R^2 OR COD
	LVL 1 LVL 6	LVL 2	LVL 3	LVL 4	LVL 5		B	M1	M2								
Carbon disulfide	1.3100 1.1007	1.2663	1.1807	1.2524	1.2411	Ave		1.2252				6.0		15.0			
Acetonitrile	0.0444 0.0344	0.0398	0.0378	0.0370	0.0334	Ave		0.0378				10.5		15.0			
Methyl acetate	0.0882 0.0633	0.0715	0.0645	0.0647	0.0643	Ave		0.0694				13.9		15.0			
Methylene Chloride	0.5361 0.3363	0.3654	0.3256	0.3493	0.3586	LinF		0.3396							0.9992		0.9900
TBA	0.0351 0.0335	0.0333	0.0302	0.0303	0.0302	Ave		0.0321				6.7		15.0			
Acrylonitrile	0.0792 0.1236	0.1005	0.0998	0.1011	0.1043	Ave		0.1014				13.9		15.0			
trans-1,2-Dichloroethene	0.3933 0.3827	0.3606	0.3480	0.3741	0.4008	Ave		0.3766				5.3		15.0			
MTBE	1.0117 0.9431	0.9301	0.8474	0.8959	0.9493	Ave		0.9296				5.9		15.0			
Hexane	0.4460 0.3417	0.3560	0.3434	0.3645	0.3696	Ave		0.3702				10.5		15.0			
1,1-Dichloroethane	0.7472 0.6980	0.7267	0.6565	0.7136	0.7419	Ave		0.7140			0.1000	4.7		15.0			
Vinyl acetate	1.1252 0.9113	0.9228	0.8643	0.8729	0.9635	Ave		0.9433				10.2		15.0			
DIPE	1.3748 1.2326	1.2854	1.2438	1.2916	1.3433	Ave		1.2953				4.3		15.0			
Tert-butyl ethyl ether	1.2279 1.0862	1.1273	1.0360	1.1061	1.1333	Ave		1.1195				5.7		15.0			
2,2-Dichloropropane	0.8875 0.6275	0.6665	0.5962	0.6287	0.6630	LinF		0.6326							0.9994		0.9900
cis-1,2-Dichloroethene	0.4084 0.3979	0.3728	0.3484	0.3862	0.4151	Ave		0.3881				6.4		15.0			
2-Butanone	0.0288 0.0309	0.0324	0.0311	0.0330	0.0340	Ave		0.0317				5.8		15.0			
Ethyl acetate	0.0423 0.0256	0.0336	0.0244	0.0222	0.0239	LinF		0.0254							0.9990		0.9900
Bromochloromethane	0.1888 0.1483	0.1614	0.1434	0.1552	0.1602	Ave		0.1595				10.0		15.0			
Chloroform	0.6678 0.5787	0.5857	0.5481	0.5933	0.6180	Ave		0.5986				6.8		30.0			
1,1,1-Trichloroethane	0.6603 0.5725	0.5715	0.5420	0.5882	0.6092	Ave		0.5906				6.9		15.0			

Note: The m1 coefficient is the same as Ave RRF for an Ave curve type.

FORM VI
GC/MS VOA INITIAL CALIBRATION DATA
INTERNAL STANDARD CURVE EVALUTION

Lab Name: TestAmerica Edison Job No.: 460-32109-1 Analy Batch No.: 88343

SDG No.:

Instrument ID: VOAMS12 GC Column: DB-624 ID: 0.18(mm) Heated Purge: (Y/N) Y

Calibration Start Date: 10/05/2011 06:28 Calibration End Date: 10/05/2011 10:16 Calibration ID: 12589

ANALYTE	RRF					CURVE TYPE	COEFFICIENT			#	MIN RRF	%RSD	#	MAX %RSD	R^2 OR COD	#	MIN R^2 OR COD
	LVL 1 LVL 6	LVL 2	LVL 3	LVL 4	LVL 5		B	M1	M2								
Cyclohexane	0.7966 0.6792	0.7294	0.6875	0.7033	0.7252	Ave		0.7202				5.9		15.0			
Carbon tetrachloride	0.4188 0.5282	0.4481	0.4507	0.4858	0.5412	Ave		0.4788				10.1		15.0			
1,1-Dichloropropene	0.6376 0.5611	0.5516	0.5104	0.5440	0.5772	Ave		0.5637				7.5		15.0			
Benzene	1.6053 1.2927	1.4317	1.3495	1.4380	1.5071	Ave		1.4374				7.7		15.0			
1,2-Dichloroethane	0.4340 0.3973	0.3882	0.3815	0.4012	0.4142	Ave		0.4028				4.7		15.0			
Isopropyl acetate	0.7299 0.6604	0.7239	0.6650	0.6607	0.6799	Ave		0.6866				4.7		15.0			
Tert-amyl methyl ether	1.0128 0.8827	0.9000	0.8318	0.8633	0.8829	Ave		0.8956				6.9		15.0			
2,4,4-Trimethyl-1-pentene	0.2110 0.1583	0.1321	0.1518	0.1562	0.1515	LinF		0.1574							0.9997		0.9900
Trichloroethene	0.4075 0.3762	0.3653	0.3435	0.3661	0.3897	Ave		0.3747				5.9		15.0			
n-Butanol	0.0047 +++++	0.0056	0.0054	0.0049	0.0047	Ave		0.0051				8.2		15.0			
Ethyl acrylate	0.0186 0.0159	0.0186	0.0147	0.0148	0.0157	Ave		0.0164				10.8		15.0			
Methylcyclohexane	0.7694 0.7139	0.7527	0.6956	0.7255	0.7571	Ave		0.7357				3.9		15.0			
1,2-Dichloropropane	0.4232 0.3550	0.3502	0.3481	0.3642	0.3809	Ave		0.3702				7.7		30.0			
Dibromomethane	0.2191 0.1654	0.1725	0.1608	0.1692	0.1774	Ave		0.1774				12.0		15.0			
1,4-Dioxane	0.0029 0.0031	0.0032	0.0035	0.0031	0.0030	Ave		0.0031				6.7		15.0			
Methyl methacrylate	0.2767 0.1726	0.1871	0.1619	0.1751	0.1779	LinF		0.1733							0.9998		0.9900
Propyl acetate	0.4579 0.3808	0.3961	0.3713	0.3795	0.3846	Ave		0.3950				8.1		15.0			
Bromodichloromethane	0.4700 0.4298	0.4244	0.4038	0.4314	0.4587	Ave		0.4363				5.5		15.0			
2-Chloroethyl vinyl ether	0.2270 0.1839	0.1926	0.1839	0.1905	0.1947	Ave		0.1954				8.2		15.0			
Epichlorohydrin	0.0293 0.0254	0.0267	0.0261	0.0258	0.0260	Ave		0.0266				5.3		15.0			

Note: The m1 coefficient is the same as Ave RRF for an Ave curve type.

FORM VI
GC/MS VOA INITIAL CALIBRATION DATA
INTERNAL STANDARD CURVE EVALUTION

Lab Name: TestAmerica Edison Job No.: 460-32109-1 Analy Batch No.: 88343

SDG No.:

Instrument ID: VOAMS12 GC Column: DB-624 ID: 0.18(mm) Heated Purge: (Y/N) Y

Calibration Start Date: 10/05/2011 06:28 Calibration End Date: 10/05/2011 10:16 Calibration ID: 12589

ANALYTE	RRF					CURVE TYPE	COEFFICIENT			#	MIN RRF	%RSD	#	MAX %RSD	R^2 OR COD	#	MIN R^2 OR COD
	LVL 1 LVL 6	LVL 2	LVL 3	LVL 4	LVL 5		B	M1	M2								
cis-1,3-Dichloropropene	0.5720 0.5271	0.5329	0.5128	0.5454	0.5691	Ave		0.5432				4.3		15.0			
4-Methyl-2-pentanone	0.2254 0.2580	0.2783	0.2473	0.2570	0.2614	Ave		0.2545				6.9		15.0			
Toluene	2.7985 1.8354	2.2014	1.9337	2.0527	2.1498	LinF		1.8867							0.9949		0.9900
trans-1,3-Dichloropropene	0.6943 0.6369	0.6288	0.6067	0.6296	0.6574	Ave		0.6423				4.7		15.0			
1,1,2-Trichloroethane	0.3141 0.2774	0.2870	0.2657	0.2768	0.2842	Ave		0.2842				5.8		15.0			
Tetrachloroethene	0.6754 0.6021	0.5811	0.5462	0.5872	0.6215	Ave		0.6022				7.3		15.0			
1,3-Dichloropropane	0.6695 0.6010	0.6004	0.5692	0.5980	0.6171	Ave		0.6092				5.5		15.0			
2-Hexanone	0.2228 0.2507	0.2569	0.2442	0.2445	0.2471	Ave		0.2444				4.7		15.0			
Dibromochloromethane	0.4389 0.4311	0.4015	0.3792	0.4120	0.4384	Ave		0.4169				5.7		15.0			
1,2-Dibromoethane	0.3579 0.3392	0.3281	0.3107	0.3291	0.3396	Ave		0.3341				4.7		15.0			
Butyl acetate	0.6160 0.6148	0.5904	0.5620	0.5725	0.5926	Ave		0.5914				3.7		15.0			
Chlorobenzene	1.4631 1.3120	1.3075	1.2164	1.2969	1.3809	Ave		1.3294			0.3000	6.3		15.0			
1,1,1,2-Tetrachloroethane	0.5070 0.4739	0.4591	0.4271	0.4640	0.4942	Ave		0.4709				6.0		15.0			
Ethylbenzene	0.8910 0.7609	0.7263	0.6870	0.7265	0.7939	Ave		0.7643				9.4		30.0			
m&p-Xylene	1.0548 0.9414	0.9042	0.8433	0.8940	0.9980	Ave		0.9393				8.2		15.0			
o-Xylene	1.0286 0.8830	0.8871	0.8125	0.8615	0.9242	Ave		0.8995				8.1		15.0			
Styrene	1.6283 1.4991	1.5017	1.3779	1.4368	1.5611	Ave		1.5008				5.9		15.0			
Butyl acrylate	1.7804 1.4907	1.5812	1.4825	1.4711	1.4960	Ave		1.5503				7.7		15.0			
Bromoform	0.2810 0.2825	0.2581	0.2527	0.2637	0.2915	Ave		0.2716			0.1000	5.7		15.0			
Amly acetate	0.4536 0.3697	0.4263	0.4016	0.3922	0.3904	Ave		0.4056				7.3		15.0			

Note: The m1 coefficient is the same as Ave RRF for an Ave curve type.

FORM VI
GC/MS VOA INITIAL CALIBRATION DATA
INTERNAL STANDARD CURVE EVALUTION

Lab Name: TestAmerica Edison Job No.: 460-32109-1 Analy Batch No.: 88343

SDG No.:

Instrument ID: VOAMS12 GC Column: DB-624 ID: 0.18(mm) Heated Purge: (Y/N) Y

Calibration Start Date: 10/05/2011 06:28 Calibration End Date: 10/05/2011 10:16 Calibration ID: 12589

ANALYTE	RRF					CURVE TYPE	COEFFICIENT			#	MIN RRF	%RSD	#	MAX %RSD	R^2 OR COD	#	MIN R^2 OR COD
	LVL 1 LVL 6	LVL 2	LVL 3	LVL 4	LVL 5		B	M1	M2								
Isopropylbenzene	2.6027 2.0594	2.3909	2.2328	2.3890	2.5434	Ave		2.3697				8.4		15.0			
Camphene, Total	0.6240 0.5519	0.5895	0.5393	0.5629	0.5817	Ave		0.5749				5.3		15.0			
Monobromobenzene	1.2320 1.1112	1.0955	1.0361	1.0690	1.1612	Ave		1.1175				6.3		15.0			
1,1,2,2-Tetrachloroethane	0.9925 0.8279	0.8421	0.8017	0.8204	0.8374	Ave		0.8537			0.3000	8.1		15.0			
1,2,3-Trichloropropane	0.3642 0.2394	0.2911	0.2247	0.2386	0.2435	LinF		0.2399							0.9999		0.9900
trans-1,4-Dichloro-2-butene	0.1265 0.0925	0.1063	0.1024	0.1012	0.1017	Ave		0.1051				10.9		15.0			
N-Propylbenzene	6.5259 +++++	5.7390	5.3868	5.6120	6.0775	Ave		5.8683				7.6		15.0			
2-Chlorotoluene	3.5546 3.1444	3.2869	3.0232	3.0695	3.2991	Ave		3.2296				6.0		15.0			
4-Chlorotoluene	3.7787 3.1607	3.2718	3.0647	3.1666	3.3956	Ave		3.3063				7.8		15.0			
1,3,5-Trimethylbenzene	4.2775 3.6928	3.8261	3.5975	3.7330	4.0818	Ave		3.8681				6.7		15.0			
Butyl Methacrylate	1.4815 1.3056	1.3835	1.2994	1.3208	1.3625	Ave		1.3589				5.0		15.0			
tert-Butylbenzene	3.9168 3.4765	3.5616	3.2784	3.4173	3.7011	Ave		3.5586				6.3		15.0			
1,2,4-Trimethylbenzene	4.6067 3.6432	3.9182	3.5828	3.7181	4.0863	Ave		3.9259				9.7		15.0			
sec-Butylbenzene	5.7460 +++++	5.2934	4.8981	5.1766	5.6726	Ave		5.3574				6.6		15.0			
1,3-Dichlorobenzene	2.4321 2.0784	2.1758	1.9813	2.0629	2.2357	Ave		2.1610				7.4		15.0			
1,4-Dichlorobenzene	2.4761 2.1152	2.0869	1.9502	2.0249	2.2372	Ave		2.1484				8.7		15.0			
p-Isopropyltoluene	4.7375 4.1333	4.4849	4.0348	4.2678	4.7990	Ave		4.4096				7.2		15.0			
Benzyl chloride	2.0142 1.5715	1.8221	1.7182	1.5695	1.6376	Ave		1.7222				10.0		15.0			
1,2-Dichlorobenzene	2.1893 1.8686	1.9434	1.7582	1.8256	1.9836	Ave		1.9281				7.8		15.0			
n-Butylbenzene	4.6480 3.5075	4.2198	3.8679	4.0087	4.4433	Ave		4.1159				10.0		15.0			

Note: The m1 coefficient is the same as Ave RRF for an Ave curve type.

FORM VI
GC/MS VOA INITIAL CALIBRATION DATA
INTERNAL STANDARD CURVE EVALUTION

Lab Name: TestAmerica Edison Job No.: 460-32109-1 Analy Batch No.: 88343

SDG No.:

Instrument ID: VOAMS12 GC Column: DB-624 ID: 0.18(mm) Heated Purge: (Y/N) Y

Calibration Start Date: 10/05/2011 06:28 Calibration End Date: 10/05/2011 10:16 Calibration ID: 12589

ANALYTE	RRF					CURVE TYPE	COEFFICIENT			#	MIN RRF	%RSD	#	MAX %RSD	R^2 OR COD	#	MIN R^2 OR COD
	LVL 1 LVL 6	LVL 2	LVL 3	LVL 4	LVL 5		B	M1	M2								
1,2-Dibromo-3-Chloropropane	0.2314 0.1465	0.1545	0.1394	0.1433	0.1486	LinF		0.1468							1.0000		0.9900
Camphor	0.0962 0.0793	0.0871	0.0769	0.0781	0.0791	Ave		0.0828				9.1		15.0			
1,2,4-Trichlorobenzene	1.7217 1.4163	1.5470	1.2982	1.3553	1.5356	Ave		1.4790				10.4		15.0			
Hexachlorobutadiene	1.2220 1.0458	1.0731	0.9400	1.0084	1.1896	Ave		1.0798				10.0		15.0			
Naphthalene	3.1404 2.3370	2.7045	2.2224	2.3358	2.6025	Ave		2.5571				13.2		15.0			
1,2,3-Trichlorobenzene	1.6033 1.1814	1.3148	1.0841	1.1458	1.2827	Ave		1.2687				14.6		15.0			
1,2-Dichloroethane-d4 (Surr)	0.2088 0.2024	0.2302	0.1949	0.2196	0.1626	Ave		0.2031				11.6		15.0			
Toluene-d8 (Surr)	1.0543 1.0761	1.1247	0.9729	1.1015	0.8259	Ave		1.0259				10.8		15.0			
Bromofluorobenzene	0.7723 0.7928	0.8195	0.7150	0.7975	0.5920	Ave		0.7482				11.3		15.0			

Note: The m1 coefficient is the same as Ave RRF for an Ave curve type.

FORM VI
GC/MS VOA INITIAL CALIBRATION DATA
INTERNAL STANDARD RESPONSE AND CONCENTRATION

Lab Name: TestAmerica Edison Job No.: 460-32109-1 Analy Batch No.: 88343

SDG No.:

Instrument ID: VOAMS12 GC Column: DB-624 ID: 0.18(mm) Heated Purge: (Y/N) Y

Calibration Start Date: 10/05/2011 06:28 Calibration End Date: 10/05/2011 10:16 Calibration ID: 12589

Calibration Files:

LEVEL:	LAB SAMPLE ID:	LAB FILE ID:
Level 1	IC 460-88343/3	o52396.d
Level 2	IC 460-88343/2	o52394.d
Level 3	ICIS 460-88343/4	o52392.d
Level 4	IC 460-88343/5	o52399.d
Level 5	IC 460-88343/6	o52400.d
Level 6	IC 460-88343/7	o52401.d

ANALYTE	IS REF	CURVE TYPE	RESPONSE					CONCENTRATION (UG/L)				
			LVL 1 LVL 6	LVL 2	LVL 3	LVL 4	LVL 5	LVL 1 LVL 6	LVL 2	LVL 3	LVL 4	LVL 5
Dichlorodifluoromethane	FB	Ave	13961 5350650	56614	244474	576581	2159838	1.00 500	5.00	20.0	50.0	200
Chloromethane	FB	Ave	15842 6057142	70409	304396	703608	2401721	1.00 500	5.00	20.0	50.0	200
Vinyl chloride	FB	Ave	15115 6473679	70794	284416	669931	2580397	1.00 500	5.00	20.0	50.0	200
Bromomethane	FB	Ave	7398 +++++	32873	150854	280475	1177240	1.00 +++++	5.00	20.0	50.0	200
Chloroethane	FB	Ave	10683 3884046	45670	184272	428972	1782314	1.00 500	5.00	20.0	50.0	200
Trichlorofluoromethane	FB	Ave	19622 9254400	90234	350915	882654	3620930	1.00 500	5.00	20.0	50.0	200
n-Pentane	FB	LinF	3511 1094512	12635	41330	106662	437037	1.00 500	5.00	20.0	50.0	200
Ethanol	FB	Ave	46926 337156	100370	144944	184529	232681	1000 6000	2000	3000	4000	5000
Ethyl ether	FB	Ave	8165 3960024	37647	139912	352191	1515559	1.00 500	5.00	20.0	50.0	200
Isopropene	FB	Ave	17887 8463381	84701	306991	775779	3349884	1.00 500	5.00	20.0	50.0	200
Acrolein	FB	Ave	98814 729145	251623	359024	452040	560687	100 600	200	300	400	500
1,1-Dichloroethene	FB	Ave	9725 4899765	47336	170718	446729	1924184	1.00 500	5.00	20.0	50.0	200
Freon TF	FB	Ave	10122 5315334	51863	190073	485658	2106497	1.00 500	5.00	20.0	50.0	200
Acetone	FB	Ave	26322 2117374	46374	49386	124755	448514	10.0 1000	15.0	20.0	50.0	200
Iodomethane	FB	Ave	14021 7026824	63690	263067	695145	2884796	1.00 500	5.00	20.0	50.0	200
Carbon disulfide	FB	Ave	35604 15551942	176105	649487	1631014	6657978	1.00 500	5.00	20.0	50.0	200

FORM VI
GC/MS VOA INITIAL CALIBRATION DATA
INTERNAL STANDARD RESPONSE AND CONCENTRATION

Lab Name: TestAmerica Edison Job No.: 460-32109-1 Analy Batch No.: 88343

SDG No.:

Instrument ID: VOAMS12 GC Column: DB-624 ID: 0.18(mm) Heated Purge: (Y/N) Y

Calibration Start Date: 10/05/2011 06:28 Calibration End Date: 10/05/2011 10:16 Calibration ID: 12589

ANALYTE	IS REF	CURVE TYPE	RESPONSE					CONCENTRATION (UG/L)				
			LVL 1 LVL 6	LVL 2	LVL 3	LVL 4	LVL 5	LVL 1 LVL 6	LVL 2	LVL 3	LVL 4	LVL 5
Acetonitrile	FB	Ave	24137 9728346	110572	416031	962669	3581325	20.0 10000	100	400	1000	4000
Methyl acetate	FB	Ave	2398 894396	9944	35468	84270	345198	1.00 500	5.00	20.0	50.0	200
Methylene Chloride	FB	LinF	14570 4752325	50814	179106	454932	1923607	1.00 500	5.00	20.0	50.0	200
TBA	FB	Ave	19072 9456899	92499	331909	788350	3239575	20.0 10000	100	400	1000	4000
Acrylonitrile	FB	Ave	107611 1048152	279487	411637	526772	699411	50.0 300	100	150	200	250
trans-1,2-Dichloroethene	FB	Ave	10690 5406869	50151	191427	487228	2150365	1.00 500	5.00	20.0	50.0	200
MTBE	FB	Ave	27497 13326109	129344	466148	1166760	5092866	1.00 500	5.00	20.0	50.0	200
Hexane	FB	Ave	12123 4828193	49502	188929	474682	1982854	1.00 500	5.00	20.0	50.0	200
1,1-Dichloroethane	FB	Ave	20308 9862790	101054	361129	929256	3979889	1.00 500	5.00	20.0	50.0	200
Vinyl acetate	FB	Ave	30581 12876499	128330	475422	1136768	5168818	1.00 500	5.00	20.0	50.0	200
DIPE	FB	Ave	37365 17416415	178753	684232	1682112	7206590	1.00 500	5.00	20.0	50.0	200
Tert-butyl ethyl ether	FB	Ave	33373 15347187	156768	569888	1440465	6079841	1.00 500	5.00	20.0	50.0	200
2,2-Dichloropropane	FB	LinF	24122 8866572	92681	327957	818759	3556830	1.00 500	5.00	20.0	50.0	200
cis-1,2-Dichloroethene	FB	Ave	11100 5622124	51841	191635	502940	2227019	1.00 500	5.00	20.0	50.0	200
2-Butanone	FB	Ave	7820 873486	13518	17129	42955	182273	10.0 1000	15.0	20.0	50.0	200
Ethyl acetate	FB	LinF	2297 723637	9334	26822	57769	256901	2.00 1000	10.0	40.0	100	400
Bromochloromethane	FB	Ave	5131 2095087	22448	78872	202091	859410	1.00 500	5.00	20.0	50.0	200
Chloroform	FB	Ave	18150 8177465	81447	301479	772663	3315613	1.00 500	5.00	20.0	50.0	200
1,1,1-Trichloroethane	FB	Ave	17947 8089024	79480	298139	766033	3268046	1.00 500	5.00	20.0	50.0	200
Cyclohexane	FB	Ave	21650 9597128	101437	378198	915877	3890375	1.00 500	5.00	20.0	50.0	200
Carbon tetrachloride	FB	Ave	11382 7463558	62312	247930	632625	2903581	1.00 500	5.00	20.0	50.0	200

FORM VI
GC/MS VOA INITIAL CALIBRATION DATA
INTERNAL STANDARD RESPONSE AND CONCENTRATION

Lab Name: TestAmerica Edison Job No.: 460-32109-1 Analy Batch No.: 88343

SDG No.:

Instrument ID: VOAMS12 GC Column: DB-624 ID: 0.18(mm) Heated Purge: (Y/N) Y

Calibration Start Date: 10/05/2011 06:28 Calibration End Date: 10/05/2011 10:16 Calibration ID: 12589

ANALYTE	IS REF	CURVE TYPE	RESPONSE					CONCENTRATION (UG/L)				
			LVL 1 LVL 6	LVL 2	LVL 3	LVL 4	LVL 5	LVL 1 LVL 6	LVL 2	LVL 3	LVL 4	LVL 5
1,1-Dichloropropene	FB	Ave	17330 7928406	76711	280757	708417	3096557	1.00 500	5.00	20.0	50.0	200
Benzene	FB	Ave	43631 18265065	199098	742366	1872760	8085082	1.00 500	5.00	20.0	50.0	200
1,2-Dichloroethane	FB	Ave	11797 5613282	53992	209874	522501	2222233	1.00 500	5.00	20.0	50.0	200
Isopropyl acetate	FB	Ave	39675 18663827	201336	731569	1720866	7294660	2.00 1000	10.0	40.0	100	400
Tert-amyl methyl ether	FB	Ave	27526 12471690	125154	457544	1124242	4736540	1.00 500	5.00	20.0	50.0	200
2,4,4-Trimethyl-1-pentene	FB	LinF	5736 2236383	18366	83502	203385	812548	1.00 500	5.00	20.0	50.0	200
Trichloroethene	FB	Ave	11075 5315580	50797	188935	476808	2090590	1.00 500	5.00	20.0	50.0	200
n-Butanol	FB	Ave	63787 +++++	155208	223040	256280	313921	500 +++++	1000	1500	2000	2500
Ethyl acrylate	FB	Ave	506 224526	2581	8098	19301	84198	1.00 500	5.00	20.0	50.0	200
Methylcyclohexane	FB	Ave	20911 10087061	104673	382623	944760	4061496	1.00 500	5.00	20.0	50.0	200
1,2-Dichloropropane	FB	Ave	11501 5015610	48699	191481	474298	2043309	1.00 500	5.00	20.0	50.0	200
Dibromomethane	FB	Ave	5955 2337395	23982	88461	220295	951496	1.00 500	5.00	20.0	50.0	200
1,4-Dioxane	FB	Ave	3931 26625	9021	14323	16019	19872	50.0 300	100	150	200	250
Methyl methacrylate	FB	LinF	7520 2438319	26015	89036	227974	954268	1.00 500	5.00	20.0	50.0	200
Propyl acetate	FB	Ave	24893 10760471	110175	408519	988379	4126835	2.00 1000	10.0	40.0	100	400
Bromodichloromethane	FB	Ave	12774 6073560	59013	222141	561768	2460778	1.00 500	5.00	20.0	50.0	200
2-Chloroethyl vinyl ether	FB	Ave	6169 2598386	26790	101168	248120	1044271	1.00 500	5.00	20.0	50.0	200
Epichlorohydrin	FB	Ave	15918 7182031	74338	287255	673255	2786499	20.0 10000	100	400	1000	4000
cis-1,3-Dichloropropene	FB	Ave	15546 7447730	74108	282108	710298	3052961	1.00 500	5.00	20.0	50.0	200
4-Methyl-2-pentanone	FB	Ave	61255 7291426	116099	136013	334660	1402108	10.0 1000	15.0	20.0	50.0	200
Toluene	CBZ	LinF	58777 18914049	235113	809921	2049831	8858285	1.00 500	5.00	20.0	50.0	200

FORM VI
GC/MS VOA INITIAL CALIBRATION DATA
INTERNAL STANDARD RESPONSE AND CONCENTRATION

Lab Name: TestAmerica Edison Job No.: 460-32109-1 Analy Batch No.: 88343

SDG No.:

Instrument ID: VOAMS12 GC Column: DB-624 ID: 0.18(mm) Heated Purge: (Y/N) Y

Calibration Start Date: 10/05/2011 06:28 Calibration End Date: 10/05/2011 10:16 Calibration ID: 12589

ANALYTE	IS REF	CURVE TYPE	RESPONSE					CONCENTRATION (UG/L)				
			LVL 1 LVL 6	LVL 2	LVL 3	LVL 4	LVL 5	LVL 1 LVL 6	LVL 2	LVL 3	LVL 4	LVL 5
trans-1,3-Dichloropropene	CBZ	Ave	14582 6563077	67159	254114	628765	2708822	1.00 500	5.00	20.0	50.0	200
1,1,2-Trichloroethane	CBZ	Ave	6597 2858968	30653	111293	276400	1170880	1.00 500	5.00	20.0	50.0	200
Tetrachloroethene	CBZ	Ave	14186 6204505	62065	228765	586372	2560752	1.00 500	5.00	20.0	50.0	200
1,3-Dichloropropane	CBZ	Ave	14062 6193557	64119	238395	597116	2542769	1.00 500	5.00	20.0	50.0	200
2-Hexanone	CBZ	Ave	46804 5167117	82315	102264	244168	1018279	10.0 1000	15.0	20.0	50.0	200
Dibromochloromethane	CBZ	Ave	9219 4443023	42882	158812	411450	1806281	1.00 500	5.00	20.0	50.0	200
1,2-Dibromoethane	CBZ	Ave	7516 3495182	35044	130146	328615	1399234	1.00 500	5.00	20.0	50.0	200
Butyl acetate	CBZ	Ave	25877 12672002	126102	470775	1143447	4883305	2.00 1000	10.0	40.0	100	400
Chlorobenzene	CBZ	Ave	30729 13519746	139636	509471	1295127	5690042	1.00 500	5.00	20.0	50.0	200
1,1,1,2-Tetrachloroethane	CBZ	Ave	10649 4883752	49028	178888	463344	2036407	1.00 500	5.00	20.0	50.0	200
Ethylbenzene	CBZ	Ave	18714 7841189	77573	287727	725532	3271150	1.00 500	5.00	20.0	50.0	200
m&p-Xylene	CBZ	Ave	44308 19403116	193127	706414	1785421	8224939	2.00 1000	10.0	40.0	100	400
o-Xylene	CBZ	Ave	21604 9099275	94745	340320	860313	3808254	1.00 500	5.00	20.0	50.0	200
Styrene	CBZ	Ave	34200 15448327	160385	577145	1434746	6432604	1.00 500	5.00	20.0	50.0	200
Butyl acrylate	DCB	Ave	19104 7535377	86301	314637	755854	3099697	1.00 500	5.00	20.0	50.0	200
Bromoform	CBZ	Ave	5901 2910788	27562	105830	263371	1201167	1.00 500	5.00	20.0	50.0	200
Amly acetate	CBZ	Ave	9526 3810207	45533	168215	391662	1608582	1.00 500	5.00	20.0	50.0	200
Isopropylbenzene	CBZ	Ave	54665 21221961	255351	935194	2385639	10480099	1.00 500	5.00	20.0	50.0	200
Camphene, Total	DCB	Ave	6695 2789837	32175	114459	289196	1205345	1.00 500	5.00	20.0	50.0	200
Monobromobenzene	DCB	Ave	13219 5616653	59791	219910	549239	2406131	1.00 500	5.00	20.0	50.0	200
1,1,2,2-Tetrachloroethane	DCB	Ave	10649 4184777	45962	170160	421536	1735150	1.00 500	5.00	20.0	50.0	200

FORM VI
GC/MS VOA INITIAL CALIBRATION DATA
INTERNAL STANDARD RESPONSE AND CONCENTRATION

Lab Name: TestAmerica Edison Job No.: 460-32109-1 Analy Batch No.: 88343

SDG No.:

Instrument ID: VOAMS12 GC Column: DB-624 ID: 0.18(mm) Heated Purge: (Y/N) Y

Calibration Start Date: 10/05/2011 06:28 Calibration End Date: 10/05/2011 10:16 Calibration ID: 12589

ANALYTE	IS REF	CURVE TYPE	RESPONSE					CONCENTRATION (UG/L)				
			LVL 1 LVL 6	LVL 2	LVL 3	LVL 4	LVL 5	LVL 1 LVL 6	LVL 2	LVL 3	LVL 4	LVL 5
1,2,3-Trichloropropane	DCB	LinF	3908 1210111	15887	47696	122584	504456	1.00 500	5.00	20.0	50.0	200
trans-1,4-Dichloro-2-butene	FB	Ave	3439 1306482	14783	56305	131792	545686	1.00 500	5.00	20.0	50.0	200
N-Propylbenzene	DCB	Ave	70023 +++++	313226	1143293	2883405	12592763	1.00 +++++	5.00	20.0	50.0	200
2-Chlorotoluene	DCB	Ave	38141 15894141	179393	641628	1577073	6835862	1.00 500	5.00	20.0	50.0	200
4-Chlorotoluene	DCB	Ave	40545 15976662	178569	650438	1626962	7035791	1.00 500	5.00	20.0	50.0	200
1,3,5-Trimethylbenzene	DCB	Ave	45898 18666207	208820	763532	1917976	8457626	1.00 500	5.00	20.0	50.0	200
Butyl Methacrylate	DCB	Ave	15896 6599495	75507	275792	678642	2823232	1.00 500	5.00	20.0	50.0	200
tert-Butylbenzene	DCB	Ave	42027 17573062	194389	695803	1755760	7668760	1.00 500	5.00	20.0	50.0	200
1,2,4-Trimethylbenzene	DCB	Ave	49430 18415636	213850	760411	1910322	8466861	1.00 500	5.00	20.0	50.0	200
sec-Butylbenzene	DCB	Ave	61655 +++++	288906	1039566	2659693	11753902	1.00 +++++	5.00	20.0	50.0	200
1,3-Dichlorobenzene	DCB	Ave	26096 10505703	118753	420509	1059892	4632377	1.00 500	5.00	20.0	50.0	200
1,4-Dichlorobenzene	DCB	Ave	26569 10691720	113897	413905	1040373	4635524	1.00 500	5.00	20.0	50.0	200
p-Isopropyltoluene	DCB	Ave	50833 20892901	244780	856345	2192788	9943717	1.00 500	5.00	20.0	50.0	200
Benzyl chloride	DCB	Ave	21612 7943772	99447	364669	806384	3393137	1.00 500	5.00	20.0	50.0	200
1,2-Dichlorobenzene	DCB	Ave	23491 9445165	106065	373152	937986	4110054	1.00 500	5.00	20.0	50.0	200
n-Butylbenzene	DCB	Ave	49873 17729429	230312	820921	2059642	9206631	1.00 500	5.00	20.0	50.0	200
1,2-Dibromo-3-Chloropropane	DCB	LinF	2483 740733	8433	29592	73628	307878	1.00 500	5.00	20.0	50.0	200
Camphor	DCB	Ave	5160 2003875	23772	81594	200573	819513	5.00 2500	25.0	100	250	1000
1,2,4-Trichlorobenzene	DCB	Ave	18474 7159022	84431	275534	696359	3181900	1.00 500	5.00	20.0	50.0	200
Hexachlorobutadiene	DCB	Ave	13112 5286135	58568	199508	518111	2464962	1.00 500	5.00	20.0	50.0	200
Naphthalene	DCB	Ave	33697 11812952	147606	471681	1200125	5392506	1.00 500	5.00	20.0	50.0	200

FORM VI
GC/MS VOA INITIAL CALIBRATION DATA
INTERNAL STANDARD RESPONSE AND CONCENTRATION

Lab Name: TestAmerica Edison Job No.: 460-32109-1 Analy Batch No.: 88343

SDG No.:

Instrument ID: VOAMS12 GC Column: DB-624 ID: 0.18(mm) Heated Purge: (Y/N) Y

Calibration Start Date: 10/05/2011 06:28 Calibration End Date: 10/05/2011 10:16 Calibration ID: 12589

ANALYTE	IS REF	CURVE TYPE	RESPONSE					CONCENTRATION (UG/L)				
			LVL 1 LVL 6	LVL 2	LVL 3	LVL 4	LVL 5	LVL 1 LVL 6	LVL 2	LVL 3	LVL 4	LVL 5
1,2,3-Trichlorobenzene	DCB	Ave	17203 5971691	71760	230086	588692	2657865	1.00 500	5.00	20.0	50.0	200
1,2-Dichloroethane-d4 (Surr)	FB	Ave	283784 286044	320183	268013	285956	218026	50.0 50.0	50.0	50.0	50.0	50.0
Toluene-d8 (Surr)	CBZ	Ave	1107180 1108949	1201139	1018775	1099976	850822	50.0 50.0	50.0	50.0	50.0	50.0
Bromofluorobenzene	DCB	Ave	414348 400744	447269	379380	409762	306669	50.0 50.0	50.0	50.0	50.0	50.0

Curve Type Legend:

Ave = Average ISTD
LinF = Linear ISTD forced zero

FORM VII
GC/MS VOA CONTINUING CALIBRATION DATA

Lab Name: TestAmerica Edison Job No.: 460-32109-1

SDG No.:

Lab Sample ID: CCVIS 460-89344/2 Calibration Date: 10/13/2011 03:56

Instrument ID: VOAMS12 Calib Start Date: 10/05/2011 06:28

GC Column: DB-624 ID: 0.18(mm) Calib End Date: 10/05/2011 10:16

Lab File ID: o52614.d Conc. Units: ug/L Heated Purge: (Y/N) Y

ANALYTE	CURVE TYPE	AVE RRF	RRF	MIN RRF	CALC AMOUNT	SPIKE AMOUNT	%D	MAX %D
Dichlorodifluoromethane	Ave	0.4315	0.4603		21.3	20.0	6.7	50.0
Chloromethane	Ave	0.5099	0.4870	0.1000	19.1	20.0	-4.5	50.0
Vinyl chloride	Ave	0.5060	0.5010		19.8	20.0	-1.0	20.0
Bromomethane	Ave	0.2435	0.2795		23.0	20.0	14.8	50.0
Chloroethane	Ave	0.3322	0.3631		21.9	20.0	9.3	50.0
Trichlorofluoromethane	Ave	0.6694	0.6706		20.0	20.0	0.2	50.0
n-Pentane	LinF	0.0893	0.0831		21.3	20.0	6.4	50.0
Ethanol	Ave	0.0018	0.0015		2520	3000	-15.8	50.0
Ethyl ether	Ave	0.2764	0.2625		19.0	20.0	-5.1	50.0
Isopropene	Ave	0.6074	0.5960		19.6	20.0	-1.9	50.0
Acrolein	Ave	0.0422	0.0348		247	300	-17.6	99.0
1,1-Dichloroethene	Ave	0.3428	0.3542		20.7	20.0	3.3	20.0
Freon TF	Ave	0.3721	0.3890		20.9	20.0	4.5	50.0
Acetone	Ave	0.0920	0.0886		19.3	20.0	-3.7	50.0
Iodomethane	Ave	0.5035	0.4993		19.8	20.0	-0.8	50.0
Carbon disulfide	Ave	1.225	1.055		17.2	20.0	-13.9	50.0
Acetonitrile	Ave	0.0378	0.0361		383	400	-4.4	50.0
Methyl acetate	Ave	0.0694	0.0619		17.8	20.0	-10.9	50.0
Methylene Chloride	LinF	0.3785	0.3672		21.6	20.0	8.1	50.0
TBA	Ave	0.0321	0.0245		306	400	-23.5	50.0
Acrylonitrile	Ave	0.1014	0.0904		134	150	-10.8	50.0
trans-1,2-Dichloroethene	Ave	0.3766	0.3875		20.6	20.0	2.9	50.0
MTBE	Ave	0.9296	0.8427		18.1	20.0	-9.3	50.0
Hexane	Ave	0.3702	0.3595		19.4	20.0	-2.9	50.0
1,1-Dichloroethane	Ave	0.7140	0.7565	0.1000	21.2	20.0	6.0	50.0
DIPE	Ave	1.295	1.343		20.7	20.0	3.7	50.0
Vinyl acetate	Ave	0.9433	0.8469		18.0	20.0	-10.2	50.0
Tert-butyl ethyl ether	Ave	1.119	1.037	0.0100	18.5	20.0	-7.4	50.0
2,2-Dichloropropane	LinF	0.6782	0.6440		20.4	20.0	1.8	50.0
cis-1,2-Dichloroethene	Ave	0.3881	0.3899		20.1	20.0	0.4	50.0
2-Butanone	Ave	0.0317	0.0310		19.6	20.0	-2.2	50.0
Ethyl acetate	LinF	0.0287	0.0219		34.6	40.0	-13.6	50.0
Bromochloromethane	Ave	0.1595	0.1472		18.5	20.0	-7.7	50.0
Chloroform	Ave	0.5986	0.5895		19.7	20.0	-1.5	20.0
1,1,1-Trichloroethane	Ave	0.5906	0.5666		19.2	20.0	-4.1	50.0
Cyclohexane	Ave	0.7202	0.7014		19.5	20.0	-2.6	50.0
Carbon tetrachloride	Ave	0.4788	0.4278		17.9	20.0	-10.6	50.0
1,1-Dichloropropene	Ave	0.5637	0.5462		19.4	20.0	-3.1	50.0
Benzene	Ave	1.437	1.427		19.9	20.0	-0.7	50.0
1,2-Dichloroethane	Ave	0.4028	0.3898		19.4	20.0	-3.2	50.0
Isopropyl acetate	Ave	0.6866	0.5604		32.6	40.0	-18.4	50.0

FORM VII
GC/MS VOA CONTINUING CALIBRATION DATA

Lab Name: TestAmerica Edison Job No.: 460-32109-1

SDG No.:

Lab Sample ID: CCVIS 460-89344/2 Calibration Date: 10/13/2011 03:56

Instrument ID: VOAMS12 Calib Start Date: 10/05/2011 06:28

GC Column: DB-624 ID: 0.18(mm) Calib End Date: 10/05/2011 10:16

Lab File ID: o52614.d Conc. Units: ug/L Heated Purge: (Y/N) Y

ANALYTE	CURVE TYPE	AVE RRF	RRF	MIN RRF	CALC AMOUNT	SPIKE AMOUNT	%D	MAX %D
Tert-amyl methyl ether	Ave	0.8956	0.7455		16.6	20.0	-16.8	50.0
2,4,4-Trimethyl-1-pentene	LinF	0.1601	0.1309		16.6	20.0	-16.8	50.0
Trichloroethene	Ave	0.3747	0.3675		19.6	20.0	-1.9	50.0
n-Butanol	Ave	0.0051	0.0035		1030	1500	-31.3	50.0
Methylcyclohexane	Ave	0.7357	0.6930		18.8	20.0	-5.8	50.0
1,2-Dichloropropane	Ave	0.3702	0.3572		19.3	20.0	-3.5	20.0
Dibromomethane	Ave	0.1774	0.1617		18.2	20.0	-8.8	50.0
Methyl methacrylate	LinF	0.1919	0.1445		16.7	20.0	-16.6	50.0
1,4-Dioxane	Ave	0.0031	0.0026		124	150	-17.7	50.0
Propyl acetate	Ave	0.3950	0.3087		31.3	40.0	-21.9	50.0
Bromodichloromethane	Ave	0.4363	0.3775		17.3	20.0	-13.5	50.0
2-Chloroethyl vinyl ether	Ave	0.1954	0.1637		16.8	20.0	-16.2	50.0
Epichlorohydrin	Ave	0.0266	0.0210		316	400	-21.0	50.0
cis-1,3-Dichloropropene	Ave	0.5432	0.4966		18.3	20.0	-8.6	50.0
4-Methyl-2-pentanone	Ave	0.2545	0.2119		16.7	20.0	-16.7	50.0
Toluene	LinF	2.162	2.129		22.6	20.0	12.9	20.0
trans-1,3-Dichloropropene	Ave	0.6423	0.5552		17.3	20.0	-13.6	50.0
1,1,2-Trichloroethane	Ave	0.2842	0.2693		19.0	20.0	-5.2	50.0
Tetrachloroethene	Ave	0.6022	0.5945		19.7	20.0	-1.3	50.0
1,3-Dichloropropane	Ave	0.6092	0.5907		19.4	20.0	-3.0	50.0
2-Hexanone	Ave	0.2444	0.1921		15.7	20.0	-21.4	50.0
Dibromochloromethane	Ave	0.4169	0.3268		15.7	20.0	-21.6	50.0
1,2-Dibromoethane	Ave	0.3341	0.3070		18.4	20.0	-8.1	50.0
Butyl acetate	Ave	0.5914	0.4901		33.2	40.0	-17.1	50.0
Chlorobenzene	Ave	1.329	1.310	0.3000	19.7	20.0	-1.5	50.0
1,1,1,2-Tetrachloroethane	Ave	0.4709	0.4178		17.7	20.0	-11.3	50.0
Ethylbenzene	Ave	0.7643	0.7310		19.1	20.0	-4.4	20.0
m&p-Xylene	Ave	0.9393	0.8906		37.9	40.0	-5.2	50.0
o-Xylene	Ave	0.8995	0.8659		19.3	20.0	-3.7	50.0
Styrene	Ave	1.501	1.422		19.0	20.0	-5.2	50.0
Butyl acrylate	Ave	1.550	1.334		17.2	20.0	-14.0	50.0
Bromoform	Ave	0.2716	0.1788	0.1000	13.2	20.0	-34.2	50.0
Amly acetate	Ave	0.4056	0.3279		16.2	20.0	-19.2	50.0
Isopropylbenzene	Ave	2.370	2.434		20.5	20.0	2.7	50.0
Camphene, Total	Ave	0.5749	0.5798		20.2	20.0	0.9	50.0
Monobromobenzene	Ave	1.118	1.071		19.2	20.0	-4.2	50.0
1,1,2,2-Tetrachloroethane	Ave	0.8537	0.7883	0.3000	18.5	20.0	-7.7	50.0
1,2,3-Trichloropropane	LinF	0.2669	0.2293		19.1	20.0	-4.4	50.0
trans-1,4-Dichloro-2-butene	Ave	0.1051	0.0819		15.6	20.0	-22.1	50.0
N-Propylbenzene	Ave	5.868	6.018		20.5	20.0	2.6	50.0
2-Chlorotoluene	Ave	3.230	3.233		20.0	20.0	0.0	50.0

FORM VII
GC/MS VOA CONTINUING CALIBRATION DATA

Lab Name: TestAmerica Edison Job No.: 460-32109-1

SDG No.:

Lab Sample ID: CCVIS 460-89344/2 Calibration Date: 10/13/2011 03:56

Instrument ID: VOAMS12 Calib Start Date: 10/05/2011 06:28

GC Column: DB-624 ID: 0.18(mm) Calib End Date: 10/05/2011 10:16

Lab File ID: o52614.d Conc. Units: ug/L Heated Purge: (Y/N) Y

ANALYTE	CURVE TYPE	AVE RRF	RRF	MIN RRF	CALC AMOUNT	SPIKE AMOUNT	%D	MAX %D
4-Chlorotoluene	Ave	3.306	3.346		20.2	20.0	1.2	50.0
1,3,5-Trimethylbenzene	Ave	3.868	3.944		20.4	20.0	2.0	50.0
Butyl Methacrylate	Ave	1.359	1.175		17.3	20.0	-13.5	50.0
tert-Butylbenzene	Ave	3.559	3.611		20.3	20.0	1.5	50.0
1,2,4-Trimethylbenzene	Ave	3.926	3.939		20.1	20.0	0.3	50.0
sec-Butylbenzene	Ave	5.357	5.472		20.4	20.0	2.1	50.0
1,3-Dichlorobenzene	Ave	2.161	2.134		19.7	20.0	-1.3	50.0
1,4-Dichlorobenzene	Ave	2.148	2.069		19.3	20.0	-3.7	50.0
p-Isopropyltoluene	Ave	4.410	4.418		20.0	20.0	0.2	50.0
Benzyl chloride	Ave	1.722	1.050		12.2	20.0	-39.0	50.0
1,2-Dichlorobenzene	Ave	1.928	1.876		19.5	20.0	-2.7	50.0
n-Butylbenzene	Ave	4.116	4.339		21.1	20.0	5.4	50.0
1,2-Dibromo-3-Chloropropane	LinF	0.1606	0.1070		14.6	20.0	-27.1	50.0
Camphor	Ave	0.0828	0.0621		75.0	100	-25.0	50.0
1,2,4-Trichlorobenzene	Ave	1.479	1.365		18.5	20.0	-7.7	50.0
Hexachlorobutadiene	Ave	1.080	1.007		18.7	20.0	-6.7	50.0
Naphthalene	Ave	2.557	2.172		17.0	20.0	-15.0	50.0
1,2,3-Trichlorobenzene	Ave	1.269	1.100		17.3	20.0	-13.3	50.0
1,2-Dichloroethane-d4 (Surr)	Ave	0.2031	0.2202		54.2	50.0	8.4	50.0
Toluene-d8 (Surr)	Ave	1.026	1.126		54.9	50.0	9.8	50.0
Bromofluorobenzene	Ave	0.7482	0.8067		53.9	50.0	7.8	50.0

Data File: /chem/VOAMS12.i/8260L_10/10-05-11/05oct11.b/o52391.d
Report Date: 05-Oct-2011 08:26

TestAmerica

Data file : /chem/VOAMS12.i/8260L_10/10-05-11/05oct11.b/o52391.d
Lab Smp Id: BFB
Inj Date : 05-OCT-2011 05:53
Operator : VOAMS 1 Inst ID: VOAMS12.i
Smp Info : BFB
Misc Info :
Comment :
Method : /chem/VOAMS12.i/8260L_10/10-05-11/05oct11.b/VOABFB.m
Meth Date : 08-Sep-2011 08:03 desais Quant Type: ISTD
Cal Date : Cal File:
Als bottle: 2 QC Sample: BFB
Dil Factor: 1.00000
Integrator: HP RTE Compound Sublist: all.sub
Target Version: 3.50 Sample Matrix: WATER
Processing Host: hpd2

Concentration Formula: Amt * DF * Uf * Vf * VI * CpndVariable

Name	Value	Description
DF	1.00000	Dilution Factor
Uf	1.00000	ng unit correction factor
Vf	1.00000	Volumetric correction factor
VI	1.00000	Injection Volume

Cpnd Variable Local Compound Variable

RT	EXP RT (REL RT)	MASS	RESPONSE	CONCENTRATIONS ON-COL (ug/L)	CONCENTRATIONS FINAL (ug/L)	TARGET RANGE	RATIO
1 BFB					CAS #: 460-00-4		
2.193	2.100 (0.000)	95	139456			0.00- 100.00	100.00
2.193	2.100 (0.000)	50	27480			15.00- 40.00	19.71
2.193	2.100 (0.000)	75	68872			30.00- 60.00	49.39
2.193	2.100 (0.000)	96	9221			5.00- 9.00	6.61
2.193	2.100 (0.000)	173	1041			0.00- 2.00	0.80
2.193	2.100 (0.000)	174	130280			50.00- 100.00	93.42
2.193	2.100 (0.000)	175	9772			5.00- 9.00	7.50
2.193	2.100 (0.000)	176	126320			95.00- 101.00	96.96
2.193	2.100 (0.000)	177	8786			5.00- 9.00	6.96

Data File: o52391.d

Date: 05-OCT-2011 05:53

Client ID: Instrument: VOAMS12.i

Sample Info: BFB Operator: VOAMS 1

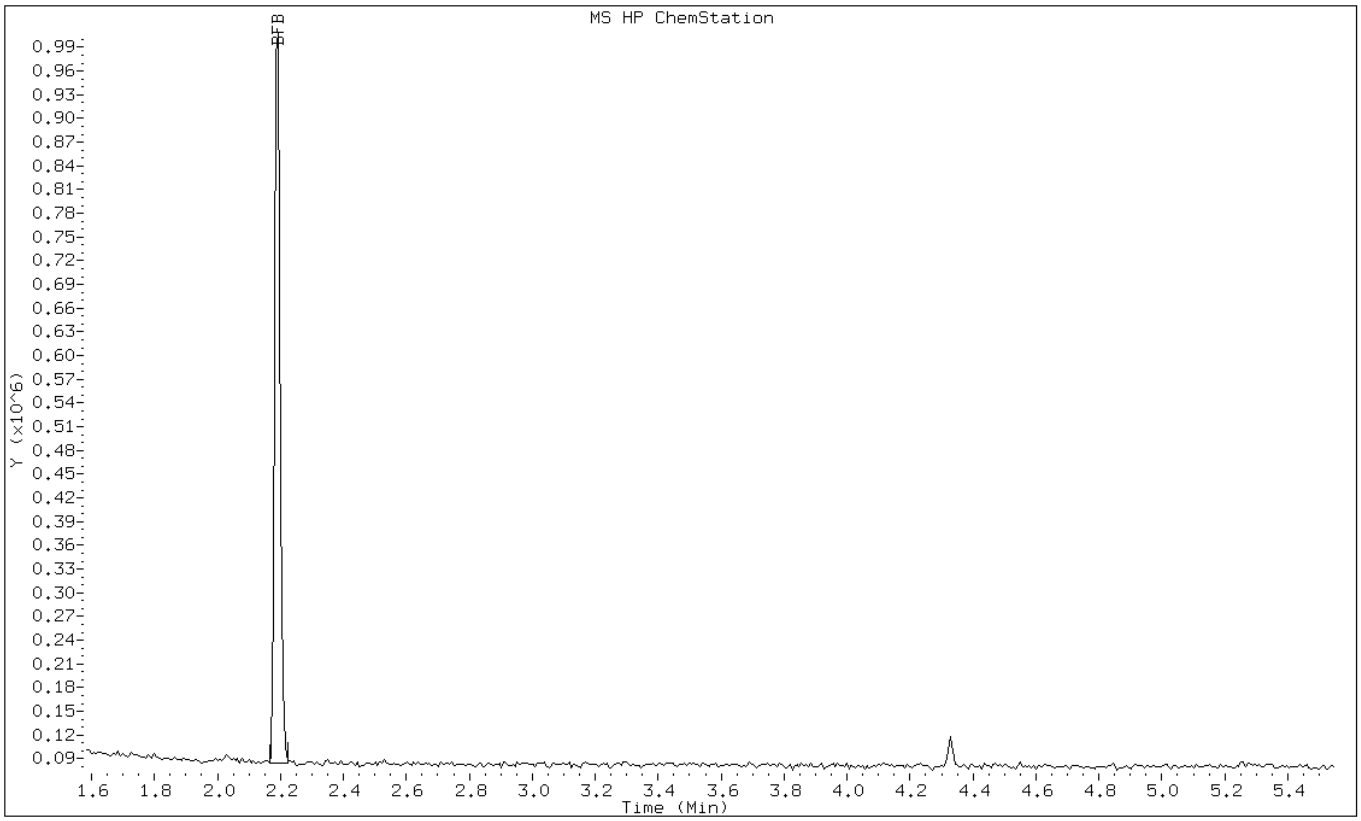

Data File: o52391.d

Date: 05-OCT-2011 05:53

Client ID: Instrument: VOAMS12.i

Sample Info: BFB Operator: VOAMS 1

1 BFB

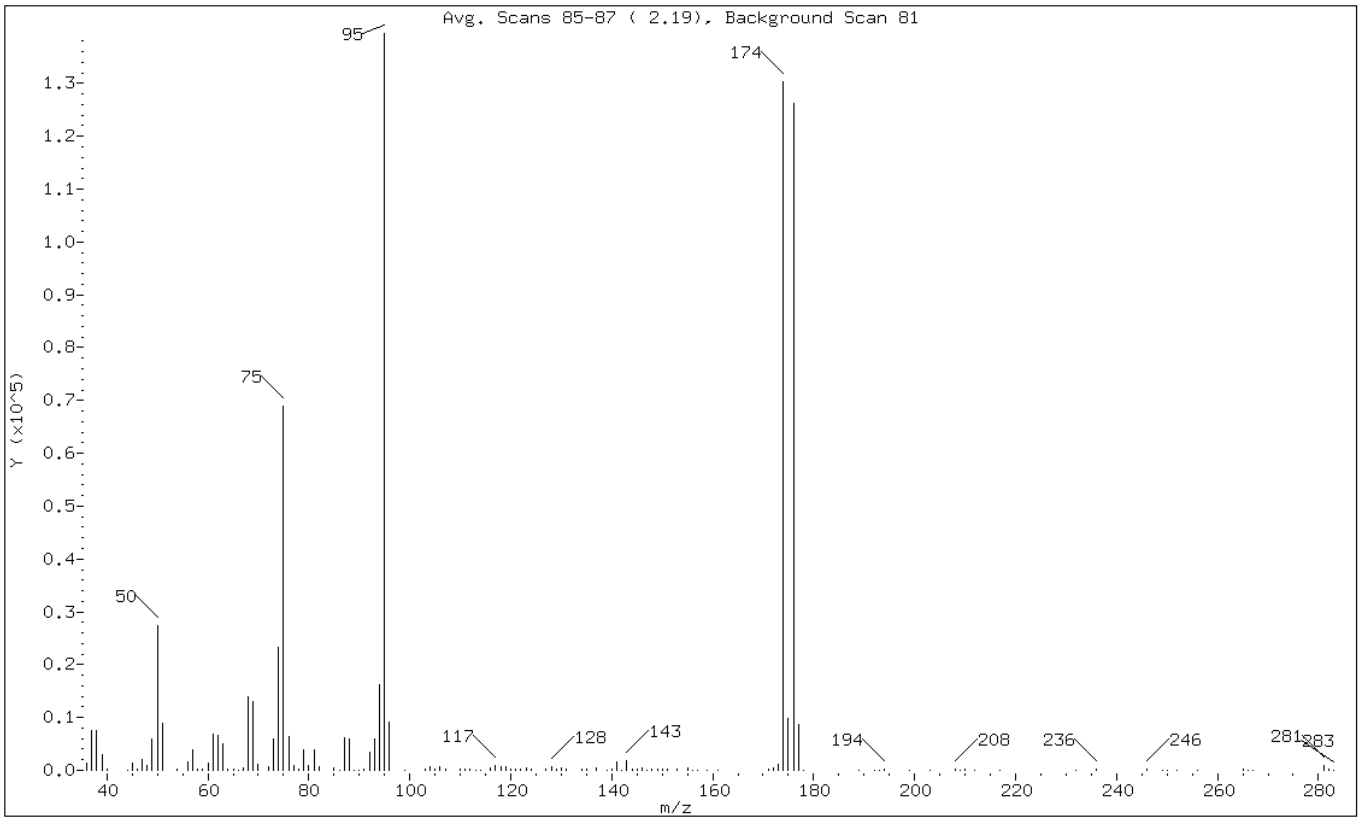

m/e	ION ABUNDANCE CRITERIA	% RELATIVE ABUNDANCE
95	Base Peak, 100% relative abundance	100.00
50	15.00 - 40.00% of mass 95	19.71
75	30.00 - 60.00% of mass 95	49.39
96	5.00 - 9.00% of mass 95	6.61
173	Less than 2.00% of mass 174	0.75 (0.80)
174	50.00 - 100.00% of mass 95	93.42
175	5.00 - 9.00% of mass 174	7.01 (7.50)
176	95.00 - 101.00% of mass 174	90.58 (96.96)
177	5.00 - 9.00% of mass 176	6.30 (6.96)

Data File: o52391.d

Date: 05-OCT-2011 05:53

Client ID: Instrument: VOAMS12.i

Sample Info: BFB Operator: VOAMS 1

Data File: /chem/VOAMS12.i/8260L_10/10-05-11/05oct11.b/o52391.d
Spectrum: Avg. Scans 85-87 (2.19), Background Scan 81
Location of Maximum: 95.00
Number of points: 131

m/z	Y	m/z	Y	m/z	Y	m/z	Y
36.00	1336	76.00	6297	119.00	609	171.00	158
37.00	7608	77.00	959	120.00	143	172.00	362
38.00	7570	78.00	265	121.00	218	173.00	1041
39.00	2932	79.00	3779	122.00	143	174.00	130280
40.00	121	80.00	815	123.00	368	175.00	9772
44.00	60	81.00	3962	124.00	203	176.00	126320
45.00	1257	82.00	674	127.00	118	177.00	8786
46.00	322	85.00	375	128.00	729	178.00	86
47.00	1984	86.00	111	129.00	141	189.00	76
48.00	1004	87.00	6123	130.00	533	192.00	55
49.00	5979	88.00	5894	131.00	241	193.00	50
50.00	27480	89.00	68	134.00	330	194.00	215
51.00	8918	90.00	62	135.00	199	199.00	56
54.00	147	91.00	225	137.00	380	203.00	52
56.00	1695	92.00	3519	139.00	14	208.00	164
57.00	3857	93.00	5826	140.00	125	209.00	56
58.00	178	94.00	16101	141.00	1529	210.00	122
59.00	265	95.00	139456	142.00	100	212.00	107
60.00	1261	96.00	9221	143.00	1821	217.00	64
61.00	6833	99.00	70	144.00	176	232.00	72
62.00	6662	103.00	163	145.00	324	236.00	133
63.00	4971	104.00	581	146.00	364	246.00	118
64.00	291	105.00	312	147.00	94	249.00	66
65.00	131	106.00	580	148.00	169	250.00	58
66.00	38	107.00	180	149.00	323	252.00	60
67.00	351	110.00	171	150.00	189	256.00	59
68.00	13828	111.00	210	151.00	139	265.00	156
69.00	13106	112.00	116	153.00	129	266.00	77
70.00	1058	113.00	81	155.00	392	267.00	60
72.00	671	114.00	66	156.00	61	281.00	863
73.00	5880	116.00	530	157.00	74	282.00	255
74.00	23288	117.00	891	159.00	60	283.00	94
75.00	68872	118.00	672	161.00	8		

Data File: /chem/VOAMS12.i/8260L_10/10-05-11/13oct11.b/o52613.d
Report Date: 13-Oct-2011 03:27

TestAmerica

Data file : /chem/VOAMS12.i/8260L_10/10-05-11/13oct11.b/o52613.d
Lab Smp Id: BFB
Inj Date : 13-OCT-2011 03:20
Operator : VOAMS 1 Inst ID: VOAMS12.i
Smp Info : BFB
Misc Info :
Comment :
Method : /chem/VOAMS12.i/8260L_10/10-05-11/13oct11.b/VOABFB.m
Meth Date : 08-Sep-2011 08:03 desais Quant Type: ISTD
Cal Date : Cal File:
Als bottle: 2 QC Sample: BFB
Dil Factor: 1.00000
Integrator: HP RTE Compound Sublist: all.sub
Target Version: 3.50 Sample Matrix: WATER
Processing Host: hpd2

Concentration Formula: Amt * DF * Uf * Vf * VI * CpndVariable

Name	Value	Description
DF	1.00000	Dilution Factor
Uf	1.00000	ng unit correction factor
Vf	1.00000	Volumetric correction factor
VI	1.00000	Injection Volume

Cpnd Variable Local Compound Variable

RT	EXP RT (REL RT)	MASS	RESPONSE	CONCENTRATIONS ON-COL (ug/L)	CONCENTRATIONS FINAL (ug/L)	TARGET RANGE	RATIO
1 BFB					CAS #: 460-00-4		
2.186	2.100 (0.000)	95	64704			0.00- 100.00	100.00
2.186	2.100 (0.000)	50	16880			15.00- 40.00	26.09
2.186	2.100 (0.000)	75	37488			30.00- 60.00	57.94
2.186	2.100 (0.000)	96	4118			5.00- 9.00	6.36
2.186	2.100 (0.000)	173	0			0.00- 2.00	0.00
2.186	2.100 (0.000)	174	56376			50.00- 100.00	87.13
2.186	2.100 (0.000)	175	4894			5.00- 9.00	8.68
2.186	2.100 (0.000)	176	53704			95.00- 101.00	95.26
2.186	2.100 (0.000)	177	3982			5.00- 9.00	7.41

Data File: o52613.d

Date: 13-OCT-2011 03:20

Client ID: Instrument: VOAMS12.i

Sample Info: BFB Operator: VOAMS 1

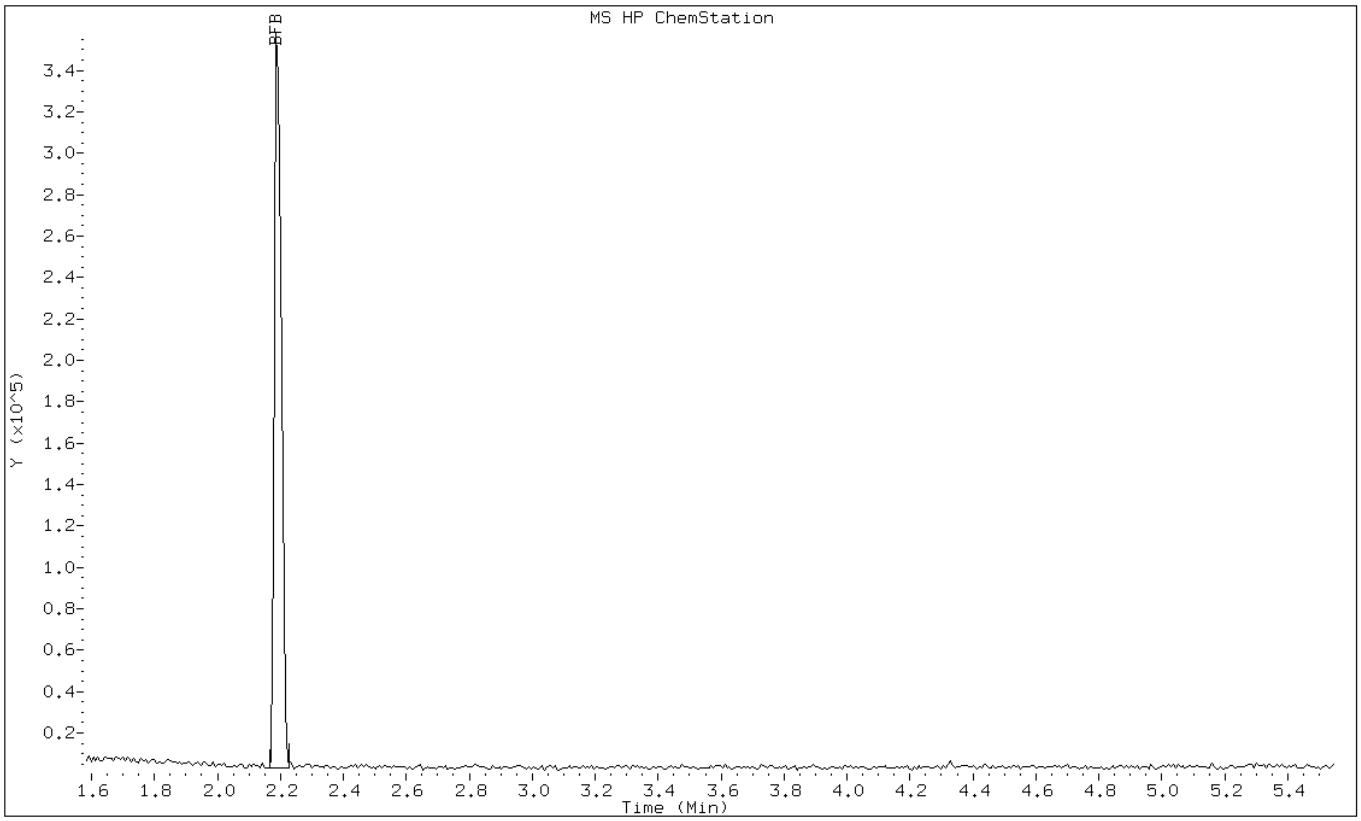

Data File: o52613.d

Date: 13-OCT-2011 03:20

Client ID: Instrument: VOAMS12.i

Sample Info: BFB Operator: VOAMS 1

1 BFB

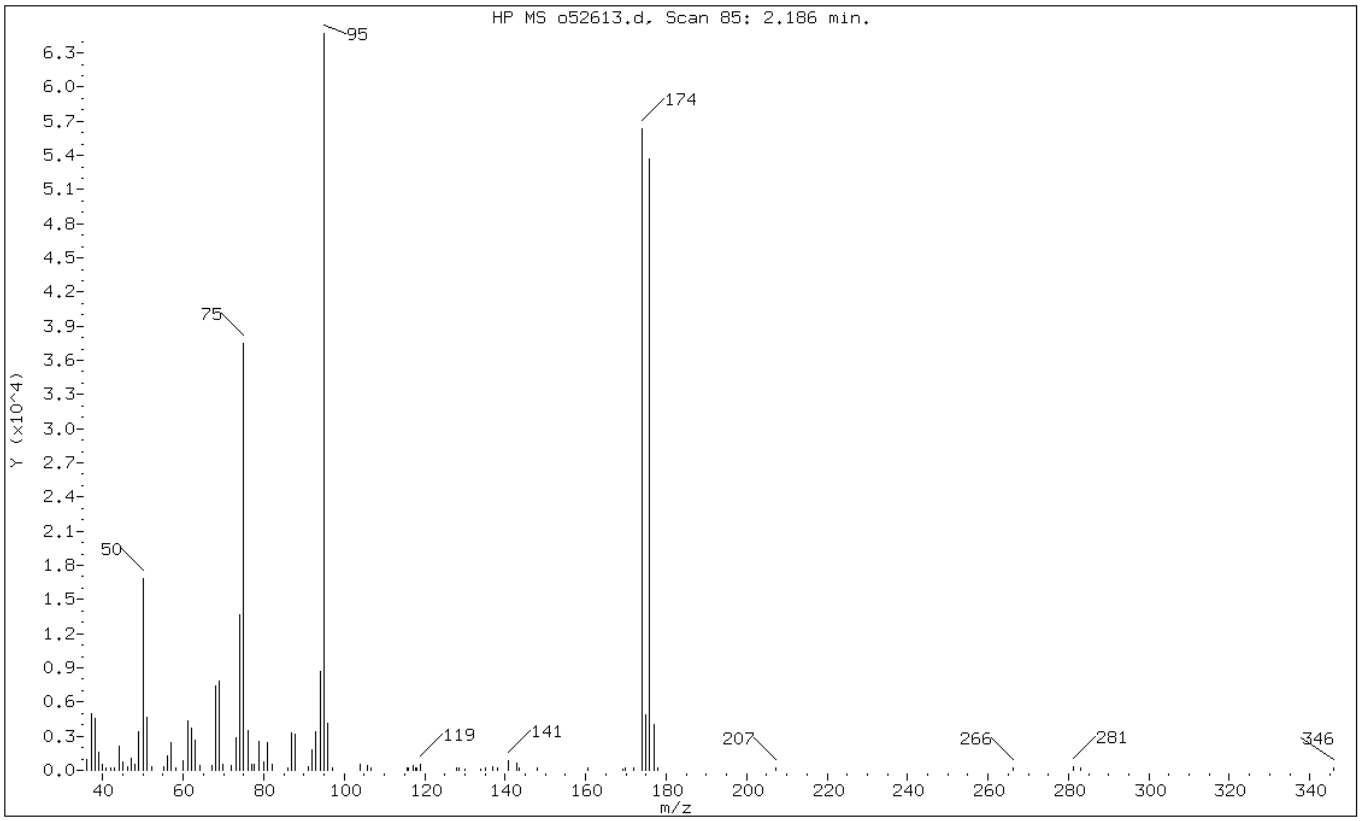

m/e	ION ABUNDANCE CRITERIA	% RELATIVE ABUNDANCE
95	Base Peak, 100% relative abundance	100.00
50	15.00 - 40.00% of mass 95	26.09
75	30.00 - 60.00% of mass 95	57.94
96	5.00 - 9.00% of mass 95	6.36
173	Less than 2.00% of mass 174	0.00 (0.00)
174	50.00 - 100.00% of mass 95	87.13
175	5.00 - 9.00% of mass 174	7.56 (8.68)
176	95.00 - 101.00% of mass 174	83.00 (95.26)
177	5.00 - 9.00% of mass 176	6.15 (7.41)

Data File: o52613.d

Date: 13-OCT-2011 03:20

Client ID: Instrument: VOAMS12.i

Sample Info: BFB Operator: VOAMS 1

Data File: /chem/VOAMS12.i/8260L_10/10-05-11/13oct11.b/o52613.d
Spectrum: HP MS o52613.d, Scan 85: 2.186 min.
Location of Maximum: 95.00
Number of points: 85

m/z	Y	m/z	Y	m/z	Y	m/z	Y
36.00	968	61.10	4372	91.00	325	138.00	203
37.10	4936	62.10	3687	92.00	1802	140.90	884
38.10	4570	63.00	2688	93.00	3342	142.90	590
39.10	1571	64.00	408	94.00	8684	143.60	203
40.00	478	67.00	417	95.00	64704	148.00	257
40.70	206	68.00	7388	96.00	4118	160.60	208
42.10	178	69.00	7797	97.00	180	169.10	154
43.00	170	69.90	506	103.90	510	169.70	222
44.00	2113	72.00	427	105.90	402	171.80	180
45.00	780	73.00	2891	106.70	191	173.90	56376
46.10	328	74.00	13626	115.60	222	174.90	4894
47.10	1025	75.00	37488	116.00	188	175.90	53704
48.00	578	76.00	3446	117.00	438	176.90	3982
49.00	3385	77.00	526	117.70	166	178.00	195
50.00	16880	77.70	509	118.10	193	207.20	207
51.10	4647	78.90	2567	118.90	484	266.20	178
52.20	284	80.00	773	127.90	219	281.10	266
55.10	364	80.90	2441	128.60	220	283.10	203
56.00	1298	82.00	582	129.90	155	345.90	182
57.00	2421	86.00	200	134.00	153		
58.20	234	86.90	3320	135.00	211		
60.00	852	87.90	3153	136.80	292		

FORM I
GC/MS VOA ORGANICS ANALYSIS DATA SHEET

Lab Name: TestAmerica Edison | Job No.: 460-32109-1

SDG No.:

Client Sample ID: | Lab Sample ID: MB 460-89344/5

Matrix: Solid | Lab File ID: o52618.d

Analysis Method: 8260B | Date Collected:

Sample wt/vol: 5(mL) | Date Analyzed: 10/13/2011 05:46

Soil Aliquot Vol: | Dilution Factor: 1

Soil Extract Vol.: | GC Column: DB-624 ID: 0.18(mm)

% Moisture: | Level: (low/med) Low

Analysis Batch No.: 89344 | Units: ug/Kg

CAS NO.	COMPOUND NAME	RESULT	Q	RL	MDL
71-55-6	1,1,1-Trichloroethane	1.0	U	1.0	0.19
79-34-5	1,1,2,2-Tetrachloroethane	1.0	U	1.0	0.76
79-00-5	1,1,2-Trichloroethane	1.0	U	1.0	0.59
96-12-8	1,2-Dibromo-3-Chloropropane	1.0	U	1.0	0.61
75-34-3	1,1-Dichloroethane	1.0	U	1.0	0.25
75-35-4	1,1-Dichloroethene	1.0	U	1.0	0.37
107-06-2	1,2-Dichloroethane	1.0	U	1.0	0.39
78-87-5	1,2-Dichloropropane	1.0	U	1.0	0.32
78-93-3	2-Butanone	10	U	10	0.57
110-75-8	2-Chloroethyl vinyl ether	1.0	U	1.0	1.3
591-78-6	2-Hexanone	10	U	10	1.7
108-10-1	4-Methyl-2-pentanone	10	U	10	0.72
67-64-1	Acetone	4.44	J	10	3.7
107-02-8	Acrolein	100	U	100	22
107-13-1	Acrylonitrile	50	U	50	14
71-43-2	Benzene	1.0	U	1.0	0.74
75-27-4	Bromodichloromethane	1.0	U	1.0	0.30
75-25-2	Bromoform	1.0	U	1.0	0.70
74-83-9	Bromomethane	1.0	U	1.0	0.41
75-15-0	Carbon disulfide	1.0	U	1.0	0.47
56-23-5	Carbon tetrachloride	1.0	U	1.0	0.10
108-90-7	Chlorobenzene	1.0	U	1.0	0.48
75-00-3	Chloroethane	1.0	U	1.0	0.40
67-66-3	Chloroform	1.0	U	1.0	0.24
74-87-3	Chloromethane	1.0	U	1.0	0.63
156-59-2	cis-1,2-Dichloroethene	1.0	U	1.0	0.24
10061-01-5	cis-1,3-Dichloropropene	1.0	U	1.0	0.20
75-71-8	Dichlorodifluoromethane	1.0	U	1.0	0.41
124-48-1	Dibromochloromethane	1.0	U	1.0	0.56
100-41-4	Ethylbenzene	1.0	U	1.0	0.19
1330-20-7	Xylenes, Total	3.0	U	3.0	0.79
75-09-2	Methylene Chloride	1.0	U	1.0	0.47
1634-04-4	MTBE	1.0	U	1.0	0.34
100-42-5	Styrene	1.0	U	1.0	0.35
75-65-0	TBA	20	U	20	7.3
127-18-4	Tetrachloroethene	1.0	U	1.0	0.33

FORM I
GC/MS VOA ORGANICS ANALYSIS DATA SHEET

Lab Name: TestAmerica Edison Job No.: 460-32109-1

SDG No.:

Client Sample ID: Lab Sample ID: MB 460-89344/5

Matrix: Solid Lab File ID: o52618.d

Analysis Method: 8260B Date Collected:

Sample wt/vol: 5(mL) Date Analyzed: 10/13/2011 05:46

Soil Aliquot Vol: Dilution Factor: 1

Soil Extract Vol.: GC Column: DB-624 ID: 0.18(mm)

% Moisture: Level: (low/med) Low

Analysis Batch No.: 89344 Units: ug/Kg

CAS NO.	COMPOUND NAME	RESULT	Q	RL	MDL
108-88-3	Toluene	1.0	U	1.0	0.30
156-60-5	trans-1,2-Dichloroethene	1.0	U	1.0	0.28
10061-02-6	trans-1,3-Dichloropropene	1.0	U	1.0	0.22
79-01-6	Trichloroethene	1.0	U	1.0	0.36
75-69-4	Trichlorofluoromethane	1.0	U	1.0	0.26
75-01-4	Vinyl chloride	1.0	U	1.0	0.23
106-93-4	1,2-Dibromoethane	1.0	U	1.0	0.52

CAS NO.	SURROGATE	%REC	Q	LIMITS
17060-07-0	1,2-Dichloroethane-d4 (Surr)	113		70-138
460-00-4	Bromofluorobenzene	111		72-132
2037-26-5	Toluene-d8 (Surr)	115		66-126

Data File: /chem/VOAMS12.i/8260L_10/10-05-11/13oct11.b/o52618.d
Report Date: 13-Oct-2011 10:49

TestAmerica

VOLATILE ORGANIC COMPOUND ANALYSIS

Data file : /chem/VOAMS12.i/8260L_10/10-05-11/13oct11.b/o52618.d
Lab Smp Id: MB
Inj Date : 13-OCT-2011 05:46
Operator : VOAMS 9 Inst ID: VOAMS12.i
Smp Info : MB
Misc Info :
Comment :
Method : /chem/VOAMS12.i/8260L_10/10-05-11/13oct11.b/8260L_10.m
Meth Date : 13-Oct-2011 04:17 audberto Quant Type: ISTD
Cal Date : 05-OCT-2011 10:16 Cal File: o52401.d
Als bottle: 5 QC Sample: BLANK
Dil Factor: 1.00000
Integrator: HP RTE Compound Sublist: all.sub
Target Version: 3.50
Processing Host: hpd2

Concentration Formula: Amt * DF * ((Vt/Ws)/((100-M)/100)) * CpndVariable

Name	Value	Description
DF	1.00000	Dilution Factor
Vt	5.00000	Volume of final extract (mL)
Ws	5.00000	Weight of sample extracted (g)
M	0.00000	% Moisture (not decanted)

Cpnd Variable Local Compound Variable

	Compounds	QUANT SIG MASS	RT	EXP RT	REL RT	RESPONSE	CONCENTRATIONS ON-COLUMN (ug/L)	FINAL (ug/Kg)
	7 Acetone	43	1.611	1.604	(0.441)	8507	4.44020	4.4(aH)
$	16 1,2-Dichloroethane-d4 (SUR)	65	3.351	3.351	(0.918)	239761	56.7011	57
*	69 Fluorobenzene	96	3.652	3.652	(1.000)	1041048	50.0000	
$	37 Toluene-d8 (SUR)	98	5.336	5.336	(0.740)	882139	57.3281	57
*	32 Chlorobenzene-d5	117	7.212	7.212	(1.000)	749945	50.0000	
$	41 Bromofluorobenzene (SUR)	174	9.017	9.017	(0.829)	317997	55.6782	56
*	91 1,4-Dichlorobenzene-d4	152	10.880	10.880	(1.000)	381675	50.0000	

QC Flag Legend

a - Target compound detected but, quantitated amount
Below Limit Of Quantitation(BLOQ).
H - Operator selected an alternate compound hit.

Data File: o52618.d

Date: 13-OCT-2011 05:46

Client ID:

Instrument: VOAMS12.i

Sample Info: MB

Operator: VOAMS 9



Data File: o52618.d

Date: 13-OCT-2011 05:46

Client ID: Instrument: VOAMS12.i

Sample Info: MB Operator: VOAMS 9

7 Acetone

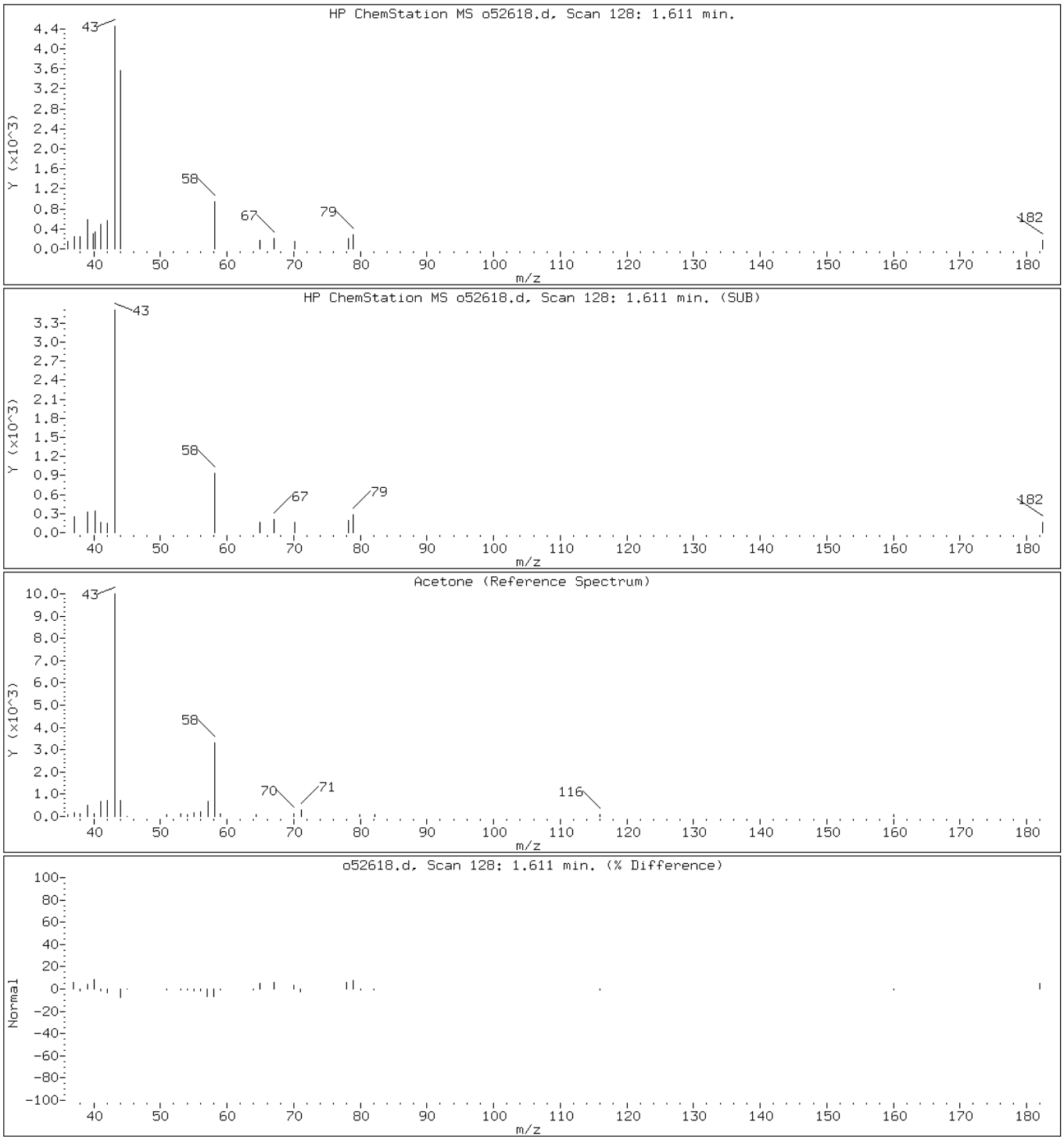

FORM I
GC/MS VOA ORGANICS ANALYSIS DATA SHEET

Lab Name: TestAmerica Edison | Job No.: 460-32109-1

SDG No.:

Client Sample ID: | Lab Sample ID: LB3 460-88800/1-A

Matrix: Solid | Lab File ID: o52619.d

Analysis Method: 8260B | Date Collected:

Sample wt/vol: 5(g) | Date Analyzed: 10/13/2011 06:12

Soil Aliquot Vol: | Dilution Factor: 1

Soil Extract Vol.: | GC Column: DB-624 ID: 0.18(mm)

% Moisture: | Level: (low/med) Low

Analysis Batch No.: 89344 | Units: ug/Kg

CAS NO.	COMPOUND NAME	RESULT	Q	RL	MDL
71-55-6	1,1,1-Trichloroethane	1.0	U	1.0	0.19
79-34-5	1,1,2,2-Tetrachloroethane	1.0	U	1.0	0.76
79-00-5	1,1,2-Trichloroethane	1.0	U	1.0	0.59
96-12-8	1,2-Dibromo-3-Chloropropane	1.0	U	1.0	0.61
75-34-3	1,1-Dichloroethane	1.0	U	1.0	0.25
75-35-4	1,1-Dichloroethene	1.0	U	1.0	0.37
107-06-2	1,2-Dichloroethane	1.0	U	1.0	0.39
78-87-5	1,2-Dichloropropane	1.0	U	1.0	0.32
78-93-3	2-Butanone	10	U	10	0.57
110-75-8	2-Chloroethyl vinyl ether	1.0	U	1.0	1.3
591-78-6	2-Hexanone	10	U	10	1.7
108-10-1	4-Methyl-2-pentanone	10	U	10	0.72
67-64-1	Acetone	4.04	J	10	3.7
107-02-8	Acrolein	100	U	100	22
107-13-1	Acrylonitrile	50	U	50	14
71-43-2	Benzene	1.0	U	1.0	0.74
75-27-4	Bromodichloromethane	1.0	U	1.0	0.30
75-25-2	Bromoform	1.0	U	1.0	0.70
74-83-9	Bromomethane	1.0	U	1.0	0.41
75-15-0	Carbon disulfide	1.0	U	1.0	0.47
56-23-5	Carbon tetrachloride	1.0	U	1.0	0.10
108-90-7	Chlorobenzene	1.0	U	1.0	0.48
75-00-3	Chloroethane	1.0	U	1.0	0.40
67-66-3	Chloroform	1.0	U	1.0	0.24
74-87-3	Chloromethane	1.0	U	1.0	0.63
156-59-2	cis-1,2-Dichloroethene	1.0	U	1.0	0.24
10061-01-5	cis-1,3-Dichloropropene	1.0	U	1.0	0.20
75-71-8	Dichlorodifluoromethane	1.0	U	1.0	0.41
124-48-1	Dibromochloromethane	1.0	U	1.0	0.56
100-41-4	Ethylbenzene	1.0	U	1.0	0.19
1330-20-7	Xylenes, Total	3.0	U	3.0	0.79
75-09-2	Methylene Chloride	1.0	U	1.0	0.47
1634-04-4	MTBE	1.0	U	1.0	0.34
100-42-5	Styrene	1.0	U	1.0	0.35
75-65-0	TBA	20	U	20	7.3
127-18-4	Tetrachloroethene	1.0	U	1.0	0.33

FORM I
GC/MS VOA ORGANICS ANALYSIS DATA SHEET

Lab Name: TestAmerica Edison Job No.: 460-32109-1

SDG No.:

Client Sample ID: Lab Sample ID: LB3 460-88800/1-A

Matrix: Solid Lab File ID: o52619.d

Analysis Method: 8260B Date Collected:

Sample wt/vol: 5(g) Date Analyzed: 10/13/2011 06:12

Soil Aliquot Vol: Dilution Factor: 1

Soil Extract Vol.: GC Column: DB-624 ID: 0.18(mm)

% Moisture: Level: (low/med) Low

Analysis Batch No.: 89344 Units: ug/Kg

CAS NO.	COMPOUND NAME	RESULT	Q	RL	MDL
108-88-3	Toluene	1.0	U	1.0	0.30
156-60-5	trans-1,2-Dichloroethene	1.0	U	1.0	0.28
10061-02-6	trans-1,3-Dichloropropene	1.0	U	1.0	0.22
79-01-6	Trichloroethene	1.0	U	1.0	0.36
75-69-4	Trichlorofluoromethane	1.0	U	1.0	0.26
75-01-4	Vinyl chloride	1.0	U	1.0	0.23
106-93-4	1,2-Dibromoethane	1.0	U	1.0	0.52

CAS NO.	SURROGATE	%REC	Q	LIMITS
17060-07-0	1,2-Dichloroethane-d4 (Surr)	112		70-138
460-00-4	Bromofluorobenzene	115		72-132
2037-26-5	Toluene-d8 (Surr)	116		66-126

Data File: /chem/VOAMS12.i/8260L_10/10-05-11/13oct11.b/o52619.d
Report Date: 13-Oct-2011 10:25

TestAmerica

VOLATILE ORGANIC COMPOUND ANALYSIS

Data file : /chem/VOAMS12.i/8260L_10/10-05-11/13oct11.b/o52619.d
Lab Smp Id: LB3 460-88800/1-A
Inj Date : 13-OCT-2011 06:12
Operator : VOAMS 9 Inst ID: VOAMS12.i
Smp Info : LB3 460-88800/1-A
Misc Info :
Comment :
Method : /chem/VOAMS12.i/8260L_10/10-05-11/13oct11.b/8260L_10.m
Meth Date : 13-Oct-2011 04:17 audberto Quant Type: ISTD
Cal Date : 05-OCT-2011 10:16 Cal File: o52401.d
Als bottle: 6
Dil Factor: 1.00000
Integrator: HP RTE Compound Sublist: all.sub
Target Version: 3.50
Processing Host: hpd2

Concentration Formula: Amt * DF * ((Vt/Ws)/((100-M)/100)) * CpndVariable

Name	Value	Description
DF	1.00000	Dilution Factor
Vt	5.00000	Volume of final extract (mL)
Ws	5.00000	Weight of sample extracted (g)
M	0.00000	% Moisture (not decanted)

Cpnd Variable Local Compound Variable

	Compounds	QUANT SIG MASS	RT	EXP RT	REL RT	RESPONSE	CONCENTRATIONS ON-COLUMN (ug/L)	CONCENTRATIONS FINAL (ug/Kg)
	7 Acetone	43	1.604	1.604	(0.439)	7604	4.04484	4.0(a)
$	16 1,2-Dichloroethane-d4 (SUR)	65	3.351	3.351	(0.918)	232461	56.0268	56
*	69 Fluorobenzene	96	3.652	3.652	(1.000)	1021499	50.0000	
$	37 Toluene-d8 (SUR)	98	5.336	5.336	(0.740)	865800	58.1335	58
*	32 Chlorobenzene-d5	117	7.212	7.212	(1.000)	725857	50.0000	
$	41 Bromofluorobenzene (SUR)	174	9.010	9.017	(0.828)	311134	57.4041	57
*	91 1,4-Dichlorobenzene-d4	152	10.880	10.880	(1.000)	362210	50.0000	

QC Flag Legend

a - Target compound detected but, quantitated amount
Below Limit Of Quantitation(BLOQ).

Data File: o52619.d

Date: 13-OCT-2011 06:12

Client ID:

Instrument: VOAMS12.i

Sample Info: LB3 460-88800/1-A

Operator: VOAMS 9

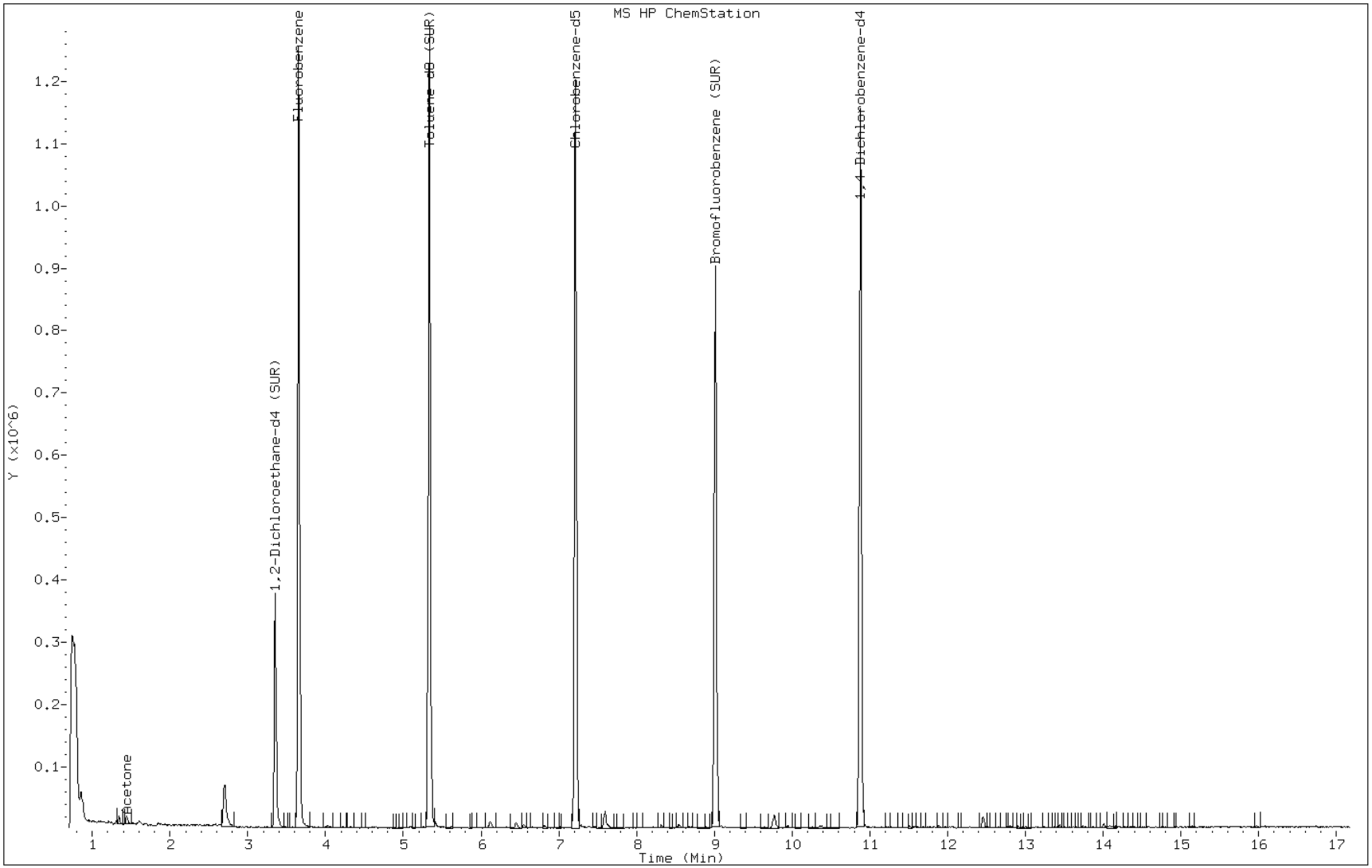

Data File: o52619.d

Date: 13-OCT-2011 06:12

Client ID: Instrument: VOAMS12.i

Sample Info: LB3 460-88800/1-A Operator: VOAMS 9

7 Acetone

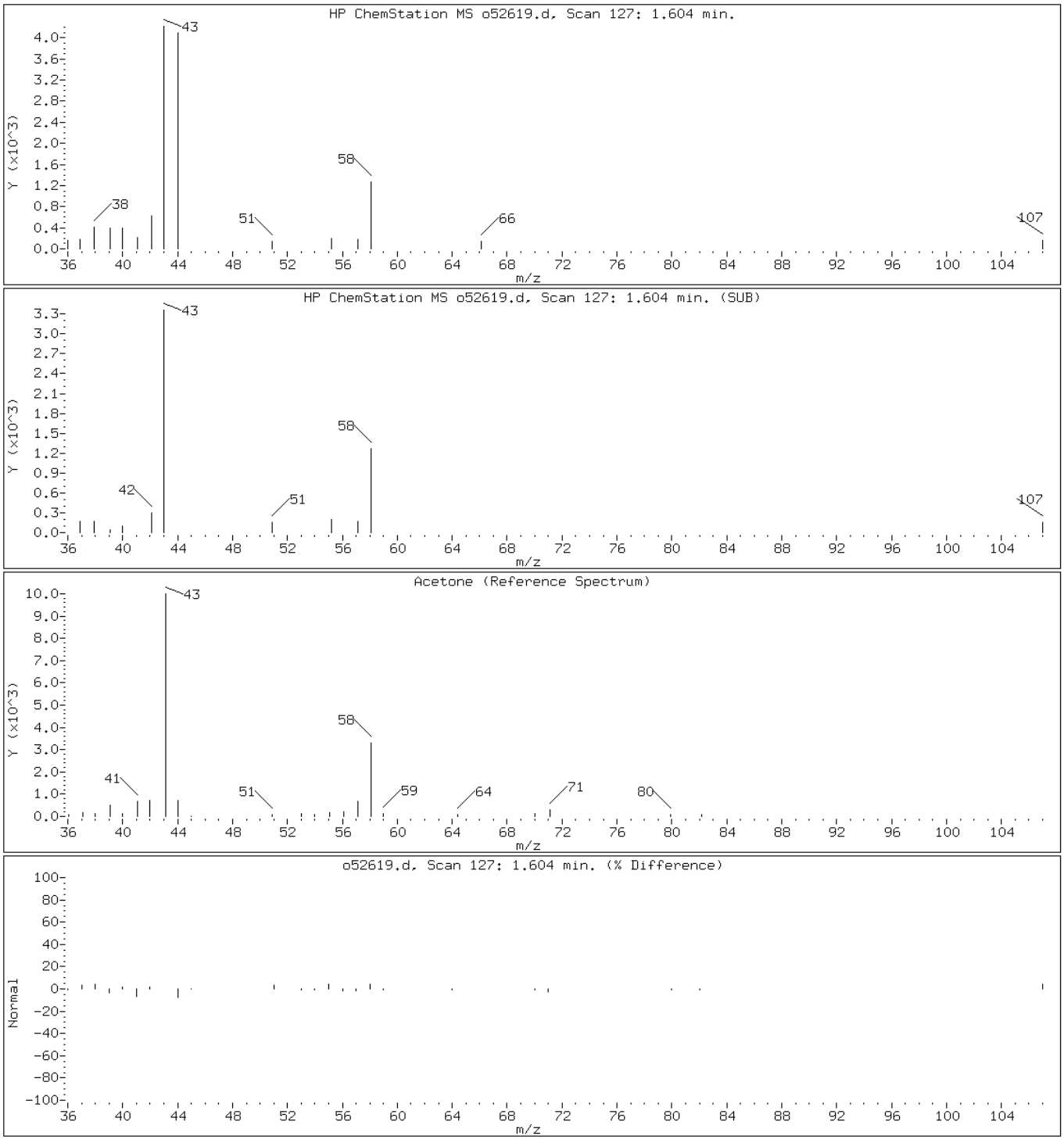

FORM I
GC/MS VOA ORGANICS ANALYSIS DATA SHEET

Lab Name: TestAmerica Edison Job No.: 460-32109-1

SDG No.:

Client Sample ID: Lab Sample ID: LCS 460-89344/3

Matrix: Solid Lab File ID: o52615.d

Analysis Method: 8260B Date Collected:

Sample wt/vol: 5(mL) Date Analyzed: 10/13/2011 04:21

Soil Aliquot Vol: Dilution Factor: 1

Soil Extract Vol.: GC Column: DB-624 ID: 0.18(mm)

% Moisture: Level: (low/med) Low

Analysis Batch No.: 89344 Units: ug/Kg

CAS NO.	COMPOUND NAME	RESULT	Q	RL	MDL
71-55-6	1,1,1-Trichloroethane	18.4		1.0	0.19
79-34-5	1,1,2,2-Tetrachloroethane	19.6		1.0	0.76
79-00-5	1,1,2-Trichloroethane	19.0		1.0	0.59
96-12-8	1,2-Dibromo-3-Chloropropane	15.7		1.0	0.61
75-34-3	1,1-Dichloroethane	20.3		1.0	0.25
75-35-4	1,1-Dichloroethene	19.8		1.0	0.37
107-06-2	1,2-Dichloroethane	19.6		1.0	0.39
78-87-5	1,2-Dichloropropane	18.8		1.0	0.32
78-93-3	2-Butanone	19.5		10	0.57
110-75-8	2-Chloroethyl vinyl ether	17.1		1.0	1.3
591-78-6	2-Hexanone	16.7		10	1.7
108-10-1	4-Methyl-2-pentanone	17.3		10	0.72
67-64-1	Acetone	22.3		10	3.7
107-02-8	Acrolein	290		100	22
107-13-1	Acrylonitrile	156		50	14
71-43-2	Benzene	19.4		1.0	0.74
75-27-4	Bromodichloromethane	17.3		1.0	0.30
75-25-2	Bromoform	12.5		1.0	0.70
74-83-9	Bromomethane	23.3		1.0	0.41
75-15-0	Carbon disulfide	15.8		1.0	0.47
56-23-5	Carbon tetrachloride	17.2		1.0	0.10
108-90-7	Chlorobenzene	19.1		1.0	0.48
75-00-3	Chloroethane	21.3		1.0	0.40
67-66-3	Chloroform	19.3		1.0	0.24
74-87-3	Chloromethane	17.8		1.0	0.63
156-59-2	cis-1,2-Dichloroethene	20.0		1.0	0.24
10061-01-5	cis-1,3-Dichloropropene	17.9		1.0	0.20
75-71-8	Dichlorodifluoromethane	20.4		1.0	0.41
124-48-1	Dibromochloromethane	15.3		1.0	0.56
100-41-4	Ethylbenzene	18.4		1.0	0.19
1330-20-7	Xylenes, Total	55.0		3.0	0.79
75-09-2	Methylene Chloride	20.4		1.0	0.47
1634-04-4	MTBE	17.8		1.0	0.34
100-42-5	Styrene	18.5		1.0	0.35
75-65-0	TBA	328		20	7.3
127-18-4	Tetrachloroethene	18.8		1.0	0.33

FORM I
GC/MS VOA ORGANICS ANALYSIS DATA SHEET

Lab Name: TestAmerica Edison Job No.: 460-32109-1

SDG No.:

Client Sample ID: Lab Sample ID: LCS 460-89344/3

Matrix: Solid Lab File ID: o52615.d

Analysis Method: 8260B Date Collected:

Sample wt/vol: 5(mL) Date Analyzed: 10/13/2011 04:21

Soil Aliquot Vol: Dilution Factor: 1

Soil Extract Vol.: GC Column: DB-624 ID: 0.18(mm)

% Moisture: Level: (low/med) Low

Analysis Batch No.: 89344 Units: ug/Kg

CAS NO.	COMPOUND NAME	RESULT	Q	RL	MDL
108-88-3	Toluene	22.0		1.0	0.30
156-60-5	trans-1,2-Dichloroethene	19.9		1.0	0.28
10061-02-6	trans-1,3-Dichloropropene	17.2		1.0	0.22
79-01-6	Trichloroethene	18.7		1.0	0.36
75-69-4	Trichlorofluoromethane	19.8		1.0	0.26
75-01-4	Vinyl chloride	19.0		1.0	0.23
106-93-4	1,2-Dibromoethane	18.5		1.0	0.52

CAS NO.	SURROGATE	%REC	Q	LIMITS
17060-07-0	1,2-Dichloroethane-d4 (Surr)	109		70-138
460-00-4	Bromofluorobenzene	110		72-132
2037-26-5	Toluene-d8 (Surr)	110		66-126

Data File: /chem/VOAMS12.i/8260L_10/10-05-11/13oct11.b/o52615.d
Report Date: 13-Oct-2011 04:42

TestAmerica

VOLATILE ORGANIC COMPOUND ANALYSIS

Data file : /chem/VOAMS12.i/8260L_10/10-05-11/13oct11.b/o52615.d
Lab Smp Id: LCS
Inj Date : 13-OCT-2011 04:21
Operator : VOAMS 9 Inst ID: VOAMS12.i
Smp Info : LCS
Misc Info :
Comment :
Method : /chem/VOAMS12.i/8260L_10/10-05-11/13oct11.b/8260L_10.m
Meth Date : 13-Oct-2011 04:17 audberto Quant Type: ISTD
Cal Date : 05-OCT-2011 10:16 Cal File: o52401.d
Als bottle: 2 QC Sample: METHSPIKE
Dil Factor: 1.00000
Integrator: HP RTE Compound Sublist: all.sub
Target Version: 3.50
Processing Host: hpd2

Concentration Formula: Amt * DF * ((Vt/Ws)/((100-M)/100)) * CpndVariable

Name	Value	Description
DF	1.00000	Dilution Factor
Vt	5.00000	Volume of final extract (mL)
Ws	5.00000	Weight of sample extracted (g)
M	0.00000	% Moisture (not decanted)

Cpnd Variable Local Compound Variable

		QUANT SIG					CONCENTRATIONS ON-COLUMN	FINAL
Compounds		MASS	RT	EXP RT	REL RT	RESPONSE	(ug/L)	(ug/Kg)
M	14 1,2-Dichloroethene (total)	100				341595	39.8566	40
	90 Dichlorodifluoromethane	85	0.837	0.837	(0.229)	197188	20.3867	20
	1 Chloromethane	50	0.945	0.938	(0.259)	203148	17.7763	18
	4 Vinyl Chloride	62	0.973	0.973	(0.266)	215941	19.0413	19
	3 Bromomethane	94	1.131	1.131	(0.310)	127345	23.3304	23
	5 Chloroethane	64	1.181	1.181	(0.323)	158518	21.2918	21
	9 Trichlorofluoromethane	101	1.303	1.303	(0.357)	297737	19.8439	20
	121 n-Pentane	72	1.346	1.346	(0.368)	30073	17.1862	17
	127 Ethanol	46	1.417	1.410	(0.388)	113596	2820.31	2800
	46 Ethyl Ether	59	1.453	1.453	(0.398)	114207	18.4317	18
	119 Isoprene	67	1.468	1.460	(0.402)	242580	17.8183	18
	47 Acrolein	56	1.525	1.525	(0.418)	274499	290.095	290
	10 1,1-Dichloroethene	96	1.575	1.575	(0.431)	152074	19.7903	20
	48 Freon TF	101	1.575	1.575	(0.431)	156297	18.7397	19

Data File: /chem/VOAMS12.i/8260L_10/10-05-11/13oct11.b/o52615.d
Report Date: 13-Oct-2011 04:42

		QUANT SIG					CONCENTRATIONS ON-COLUMN	FINAL
	Compounds	MASS	RT	EXP RT	REL RT	RESPONSE	(ug/L)	(ug/Kg)
	==========	====	==	======	======	========	=======	=======
7	Acetone	43	1.611	1.604	(0.441)	45955	22.2815	22
142	Iodomethane	142	1.661	1.654	(0.455)	205328	18.1946	18
8	Carbon Disulfide	76	1.690	1.690	(0.463)	433554	15.7878	16
50	Acetonitrile	41	1.768	1.761	(0.484)	295826	349.258	350
125	Methyl acetate	74	1.797	1.790	(0.492)	27064	17.3922	17
6	Methylene Chloride	84	1.847	1.847	(0.506)	155274	20.3965	20
51	TBA	59	1.940	1.933	(0.531)	235653	327.807	330
52	Acrylonitrile	53	2.005	1.998	(0.549)	355219	156.266	160
12	trans-1,2-Dichloroethene	96	2.012	2.012	(0.551)	167662	19.8630	20
53	MTBE	73	2.019	2.019	(0.553)	371125	17.8118	18
54	Hexane	56	2.191	2.191	(0.600)	150995	18.1969	18
11	1,1-Dichloroethane	63	2.284	2.284	(0.625)	324542	20.2804	20
57	Vinyl Acetate	43	2.341	2.341	(0.641)	361532	17.0990	17
55	DIPE	45	2.341	2.341	(0.641)	572567	19.7219	20
149	tert-Butyl ethyl ether	59	2.599	2.599	(0.712)	458811	18.2856	18
104	2,2-Dichloropropane	77	2.692	2.692	(0.737)	284671	20.0780	20
13	cis-1,2-Dichloroethene	96	2.692	2.692	(0.737)	173933	19.9935	20
18	2-Butanone	72	2.721	2.721	(0.745)	13824	19.4591	19
56	Ethyl Acetate	70	2.771	2.771	(0.759)	20527	36.1047	36
108	Bromochloromethane	128	2.879	2.879	(0.788)	64303	17.9823	18
15	Chloroform	83	2.950	2.943	(0.808)	259464	19.3385	19
20	1,1,1-Trichloroethane	97	3.079	3.079	(0.843)	243400	18.3864	18
59	Cyclohexane	56	3.122	3.122	(0.855)	286054	17.7207	18
21	Carbon Tetrachloride	117	3.215	3.215	(0.880)	184848	17.2244	17
92	1,1-Dichloropropene	75	3.223	3.223	(0.882)	236989	18.7585	19
$ 16	1,2-Dichloroethane-d4 (SUR)	65	3.351	3.351	(0.918)	247103	54.2844	54
28	Benzene	78	3.394	3.394	(0.929)	626524	19.4467	19
17	1,2-Dichloroethane	62	3.416	3.416	(0.935)	177159	19.6247	20
61	Isopropyl Acetate	43	3.509	3.509	(0.961)	514228	33.4132	33
140	tert-Amylmethyl Ether	73	3.523	3.523	(0.965)	332011	16.5403	16
* 69	Fluorobenzene	96	3.652	3.652	(1.000)	1120695	50.0000	
156	2,4,4-Trimethyl-1-pentene	112	3.967	3.967	(1.086)	63533	18.0142	18
25	Trichloroethene	95	4.003	4.003	(1.096)	156763	18.6653	19
63	n-Butanol	43	4.032	4.032	(1.104)	131830	1163.23	1200
126	Methyl cyclohexane	83	4.182	4.182	(1.145)	281543	17.0742	17
23	1,2-Dichloropropane	63	4.225	4.225	(1.157)	156037	18.8026	19
109	Dibromomethane	93	4.340	4.340	(1.188)	71097	17.8821	18
95	1,4-Dioxane	88	4.390	4.404	(1.202)	9881	140.804	140
146	Methyl methacrylate	69	4.397	4.397	(1.204)	65369	16.8271	17
64	Propyl Acetate	43	4.483	4.483	(1.228)	295395	33.3610	33
22	Bromodichloromethane	83	4.526	4.526	(1.239)	169168	17.2969	17
30	2-Chloroethyl Vinyl Ether	63	4.906	4.899	(1.343)	74853	17.0880	17
118	Epichlorohydrin	57	4.949	4.949	(1.355)	189571	318.450	320
24	cis-1,3-Dichloropropene	75	5.035	5.035	(1.379)	218534	17.9484	18
33	4-Methyl-2-Pentanone	43	5.250	5.250	(1.437)	98712	17.3017	17
$ 37	Toluene-d8 (SUR)	98	5.336	5.336	(0.740)	936623	54.8895	55
38	Toluene	91	5.414	5.414	(0.751)	689887	21.9842	22

Data File: /chem/VOAMS12.i/8260L_10/10-05-11/13oct11.b/o52615.d
Report Date: 13-Oct-2011 04:42

	Compounds	QUANT SIG MASS	RT	EXP RT	REL RT	RESPONSE	CONCENTRATIONS ON-COLUMN (ug/L)	CONCENTRATIONS FINAL (ug/Kg)
	29 trans-1,3-Dichloropropene	75	5.722	5.722	(0.793)	183337	17.1615	17
	27 1,1,2-Trichloroethane	83	5.944	5.944	(0.824)	89738	18.9841	19
	35 Tetrachloroethene	166	6.088	6.088	(0.844)	187889	18.7570	19
	103 1,3-Dichloropropane	76	6.145	6.145	(0.852)	197290	19.4710	19
	34 2-Hexanone	43	6.324	6.324	(0.877)	68021	16.7348	17
	26 Dibromochloromethane	129	6.432	6.432	(0.892)	106202	15.3172	15
	65 Butyl Acetate	43	6.553	6.553	(0.909)	329019	33.4492	33
	66 1,2-Dibromoethane	107	6.546	6.546	(0.908)	102723	18.4860	18
*	32 Chlorobenzene-d5	117	7.212	7.212	(1.000)	831641	50.0000	
	39 Chlorobenzene	112	7.255	7.255	(1.006)	422676	19.1148	19
	97 1,1,1,2-Tetrachloroethane	131	7.399	7.399	(1.026)	133897	17.0959	17
	40 Ethylbenzene	106	7.456	7.456	(1.034)	234528	18.4494	18
	43 m+p-Xylene	106	7.642	7.642	(1.060)	571146	36.5583	36
	44 o-Xylene	106	8.215	8.215	(1.139)	275647	18.4242	18
	42 Styrene	104	8.251	8.251	(1.144)	462226	18.5164	18
	147 Butyl Acrylate	55	8.323	8.323	(0.765)	214390	17.1686	17
	31 Bromoform	173	8.473	8.473	(1.175)	56511	12.5110	12
	145 Amyl Acetate	43	8.709	8.709	(1.208)	109690	16.2578	16
	110 Isopropylbenzene	105	8.817	8.817	(1.222)	763404	19.3685	19
$	41 Bromofluorobenzene (SUR)	174	9.017	9.017	(0.829)	330195	54.7908	55
	150 Camphene	41	9.146	9.146	(0.841)	85782	18.5256	18
	107 Bromobenzene	156	9.189	9.189	(0.845)	173479	19.2731	19
	36 1,1,2,2-Tetrachloroethane	83	9.347	9.340	(0.859)	134935	19.6238	20
	99 1,2,3-Trichloropropane	110	9.347	9.354	(0.859)	37726	19.5204	20
	143 trans-1,4-Dichloro-2-butene	53	9.440	9.433	(2.585)	34778	14.7642	15
	112 n-Propylbenzene	91	9.476	9.476	(0.871)	942538	19.9408	20
	105 2-Chlorotoluene	91	9.540	9.540	(0.877)	504667	19.4003	19
	106 4-Chlorotoluene	91	9.727	9.727	(0.894)	525544	19.7340	20
	102 1,3,5-Trimethylbenzene	105	9.791	9.791	(0.900)	612586	19.6616	20
	148 Butyl methacrylate	69	10.085	10.085	(0.927)	182514	16.6749	17
	115 tert-Butylbenzene	119	10.292	10.292	(0.946)	554801	19.3557	19
	100 1,2,4-Trimethylbenzene	105	10.378	10.378	(0.954)	612140	19.3582	19
	114 sec-Butylbenzene	105	10.665	10.665	(0.980)	847269	19.6346	20
	67 1,3-Dichlorobenzene	146	10.758	10.758	(0.989)	337430	19.3855	19
*	91 1,4-Dichlorobenzene-d4	152	10.880	10.880	(1.000)	402734	50.0000	
	68 1,4-Dichlorobenzene	146	10.916	10.916	(1.003)	330572	19.1031	19
	113 p-Isopropyltoluene	119	10.944	10.944	(1.006)	689145	19.4029	19
	69 1,2-Dichlorobenzene	146	11.467	11.467	(1.054)	295835	19.0490	19
	117 Benzyl chloride	91	11.181	11.181	(1.028)	163648	11.7974	12(R)
	111 n-Butylbenzene	91	11.560	11.567	(1.063)	657556	19.8346	20
	101 1,2-Dibromo-3-chloropropane	75	12.434	12.434	(1.143)	18543	15.6836	16
	152 Camphor	95	13.150	13.151	(1.209)	47959	71.9335	72
	93 1,2,4-Trichlorobenzene	180	13.244	13.244	(1.217)	212827	17.8650	18
	94 Hexachlorobutadiene	225	13.430	13.430	(1.234)	146270	16.8173	17
	70 Naphthalene	128	13.444	13.444	(1.236)	358649	17.4129	17
	98 1,2,3-Trichlorobenzene	180	13.659	13.659	(1.255)	177113	17.3321	17
M	45 Xylene (Total)	100				846794	54.9784	55

Data File: /chem/VOAMS12.i/8260L_10/10-05-11/13oct11.b/o52615.d
Report Date: 13-Oct-2011 04:42

QC Flag Legend

R - Spike/Surrogate failed recovery limits.

Data File: o52615.d

Date: 13-OCT-2011 04:21

Client ID: Instrument: VOAMS12.i

Sample Info: LCS Operator: VOAMS 9

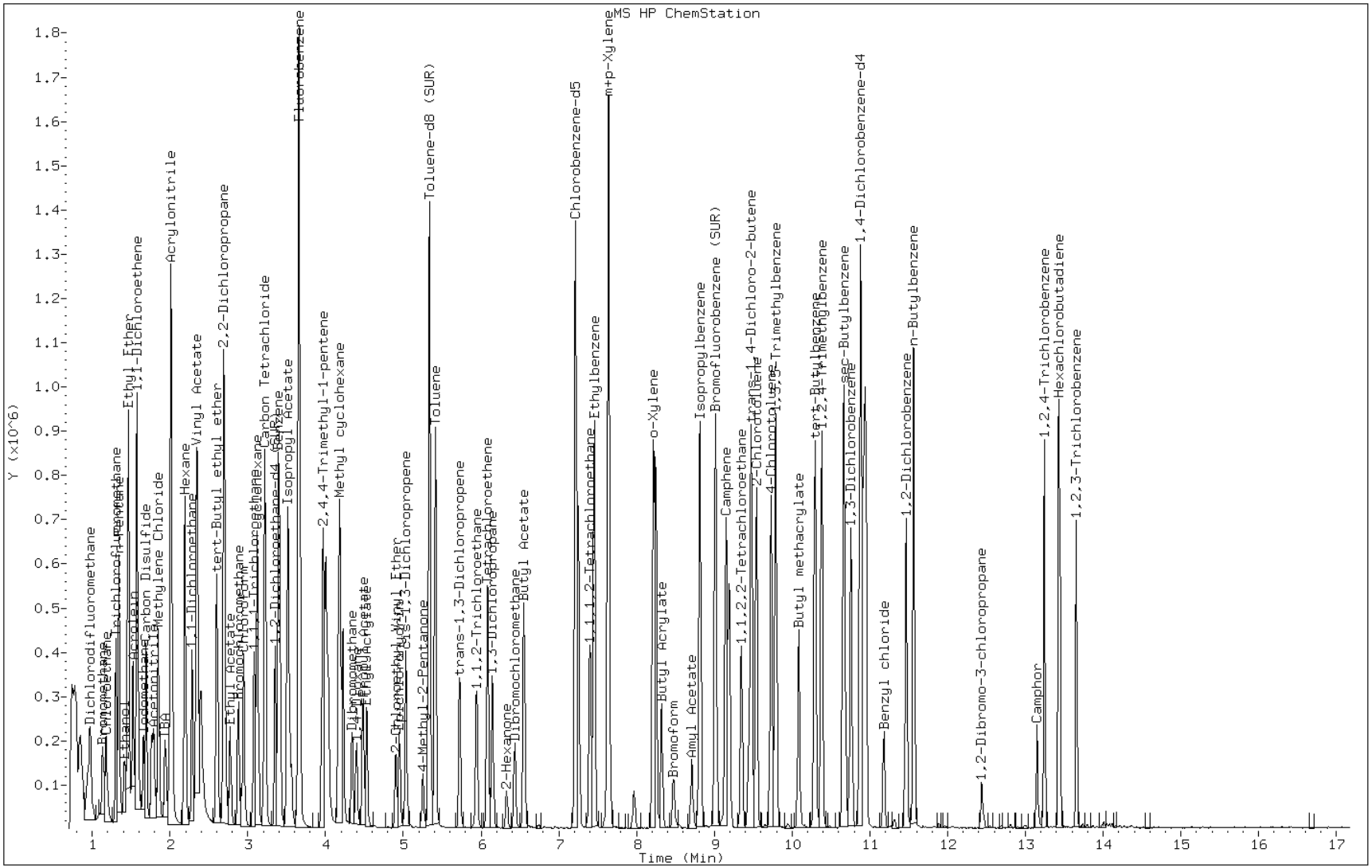

FORM I
GC/MS VOA ORGANICS ANALYSIS DATA SHEET

Lab Name: TestAmerica Edison | Job No.: 460-32109-1

SDG No.:

Client Sample ID: | Lab Sample ID: LCSD 460-89344/4

Matrix: Solid | Lab File ID: o52616.d

Analysis Method: 8260B | Date Collected:

Sample wt/vol: 5(mL) | Date Analyzed: 10/13/2011 04:47

Soil Aliquot Vol: | Dilution Factor: 1

Soil Extract Vol.: | GC Column: DB-624 ID: 0.18(mm)

% Moisture: | Level: (low/med) Low

Analysis Batch No.: 89344 | Units: ug/Kg

CAS NO.	COMPOUND NAME	RESULT	Q	RL	MDL
71-55-6	1,1,1-Trichloroethane	17.7		1.0	0.19
79-34-5	1,1,2,2-Tetrachloroethane	19.3		1.0	0.76
79-00-5	1,1,2-Trichloroethane	19.2		1.0	0.59
96-12-8	1,2-Dibromo-3-Chloropropane	16.4		1.0	0.61
75-34-3	1,1-Dichloroethane	19.7		1.0	0.25
75-35-4	1,1-Dichloroethene	18.1		1.0	0.37
107-06-2	1,2-Dichloroethane	20.0		1.0	0.39
78-87-5	1,2-Dichloropropane	19.1		1.0	0.32
78-93-3	2-Butanone	22.4		10	0.57
110-75-8	2-Chloroethyl vinyl ether	18.6		1.0	1.3
591-78-6	2-Hexanone	18.8		10	1.7
108-10-1	4-Methyl-2-pentanone	19.7		10	0.72
67-64-1	Acetone	22.8		10	3.7
107-02-8	Acrolein	279		100	22
107-13-1	Acrylonitrile	154		50	14
71-43-2	Benzene	19.1		1.0	0.74
75-27-4	Bromodichloromethane	17.7		1.0	0.30
75-25-2	Bromoform	13.6		1.0	0.70
74-83-9	Bromomethane	24.1		1.0	0.41
75-15-0	Carbon disulfide	16.0		1.0	0.47
56-23-5	Carbon tetrachloride	16.9		1.0	0.10
108-90-7	Chlorobenzene	19.3		1.0	0.48
75-00-3	Chloroethane	22.0		1.0	0.40
67-66-3	Chloroform	19.4		1.0	0.24
74-87-3	Chloromethane	21.1		1.0	0.63
156-59-2	cis-1,2-Dichloroethene	19.3		1.0	0.24
10061-01-5	cis-1,3-Dichloropropene	18.2		1.0	0.20
75-71-8	Dichlorodifluoromethane	21.5		1.0	0.41
124-48-1	Dibromochloromethane	15.5		1.0	0.56
100-41-4	Ethylbenzene	18.7		1.0	0.19
1330-20-7	Xylenes, Total	55.6		3.0	0.79
75-09-2	Methylene Chloride	19.9		1.0	0.47
1634-04-4	MTBE	19.3		1.0	0.34
100-42-5	Styrene	18.4		1.0	0.35
75-65-0	TBA	378		20	7.3
127-18-4	Tetrachloroethene	19.3		1.0	0.33

FORM I
GC/MS VOA ORGANICS ANALYSIS DATA SHEET

Lab Name: TestAmerica Edison Job No.: 460-32109-1

SDG No.:

Client Sample ID: Lab Sample ID: LCSD 460-89344/4

Matrix: Solid Lab File ID: o52616.d

Analysis Method: 8260B Date Collected:

Sample wt/vol: 5(mL) Date Analyzed: 10/13/2011 04:47

Soil Aliquot Vol: Dilution Factor: 1

Soil Extract Vol.: GC Column: DB-624 ID: 0.18(mm)

% Moisture: Level: (low/med) Low

Analysis Batch No.: 89344 Units: ug/Kg

CAS NO.	COMPOUND NAME	RESULT	Q	RL	MDL
108-88-3	Toluene	21.9		1.0	0.30
156-60-5	trans-1,2-Dichloroethene	18.6		1.0	0.28
10061-02-6	trans-1,3-Dichloropropene	17.4		1.0	0.22
79-01-6	Trichloroethene	18.9		1.0	0.36
75-69-4	Trichlorofluoromethane	21.0		1.0	0.26
75-01-4	Vinyl chloride	21.8		1.0	0.23
106-93-4	1,2-Dibromoethane	19.1		1.0	0.52

CAS NO.	SURROGATE	%REC	Q	LIMITS
17060-07-0	1,2-Dichloroethane-d4 (Surr)	113		70-138
460-00-4	Bromofluorobenzene	114		72-132
2037-26-5	Toluene-d8 (Surr)	114		66-126

Data File: /chem/VOAMS12.i/8260L_10/10-05-11/13oct11.b/o52616.d
Report Date: 13-Oct-2011 05:05

TestAmerica

VOLATILE ORGANIC COMPOUND ANALYSIS

Data file : /chem/VOAMS12.i/8260L_10/10-05-11/13oct11.b/o52616.d
Lab Smp Id: LCSD
Inj Date : 13-OCT-2011 04:47
Operator : VOAMS 9 Inst ID: VOAMS12.i
Smp Info : LCSD
Misc Info :
Comment :
Method : /chem/VOAMS12.i/8260L_10/10-05-11/13oct11.b/8260L_10.m
Meth Date : 13-Oct-2011 04:17 audberto Quant Type: ISTD
Cal Date : 05-OCT-2011 10:16 Cal File: o52401.d
Als bottle: 3 QC Sample: METHSPIKE
Dil Factor: 1.00000
Integrator: HP RTE Compound Sublist: all.sub
Target Version: 3.50
Processing Host: hpd2

Concentration Formula: Amt * DF * ((Vt/Ws)/((100-M)/100)) * CpndVariable

Name	Value	Description
DF	1.00000	Dilution Factor
Vt	5.00000	Volume of final extract (mL)
Ws	5.00000	Weight of sample extracted (g)
M	0.00000	% Moisture (not decanted)

Cpnd Variable Local Compound Variable

	Compounds	QUANT SIG MASS	RT	EXP RT	REL RT	RESPONSE	CONCENTRATIONS ON-COLUMN (ug/L)	CONCENTRATIONS FINAL (ug/Kg)
M 14	1,2-Dichloroethene (total)	100				317066	37.9151	38
90	Dichlorodifluoromethane	85	0.837	0.837	(0.229)	202946	21.5089	22
1	Chloromethane	50	0.945	0.938	(0.259)	234858	21.0672	21
4	Vinyl Chloride	62	0.973	0.973	(0.266)	240819	21.7682	22
3	Bromomethane	94	1.131	1.131	(0.310)	128173	24.0717	24
5	Chloroethane	64	1.181	1.181	(0.323)	160079	22.0415	22
9	Trichlorofluoromethane	101	1.303	1.303	(0.357)	307980	21.0421	21
121	n-Pentane	72	1.346	1.346	(0.368)	36681	21.4890	21
127	Ethanol	46	1.418	1.410	(0.388)	102908	2619.11	2600
46	Ethyl Ether	59	1.453	1.453	(0.398)	122247	20.2247	20
119	Isoprene	67	1.468	1.460	(0.402)	277263	20.8773	21
47	Acrolein	56	1.525	1.525	(0.418)	257917	279.416	280
10	1,1-Dichloroethene	96	1.575	1.575	(0.431)	135740	18.1082	18
48	Freon TF	101	1.575	1.575	(0.431)	167446	20.5806	20

Data File: /chem/VOAMS12.i/8260L_10/10-05-11/13oct11.b/o52616.d
Report Date: 13-Oct-2011 05:05

		QUANT SIG					CONCENTRATIONS ON-COLUMN	FINAL
	Compounds	MASS	RT	EXP RT	REL RT	RESPONSE	(ug/L)	(ug/Kg)
	==========	====	==	======	======	========	=======	=======
7	Acetone	43	1.611	1.604	(0.441)	45818	22.7731	23
142	Iodomethane	142	1.661	1.654	(0.455)	214671	19.5003	20
8	Carbon Disulfide	76	1.690	1.690	(0.463)	429465	16.0316	16
50	Acetonitrile	41	1.768	1.761	(0.484)	316028	382.478	380
125	Methyl acetate	74	1.797	1.790	(0.492)	25938	17.0867	17
6	Methylene Chloride	84	1.847	1.847	(0.506)	147746	19.8950	20
51	TBA	59	1.940	1.933	(0.531)	265406	378.466	380
52	Acrylonitrile	53	2.005	1.998	(0.549)	341179	153.859	150
12	trans-1,2-Dichloroethene	96	2.012	2.012	(0.551)	153270	18.6140	19
53	MTBE	73	2.019	2.019	(0.553)	391626	19.2678	19
54	Hexane	56	2.191	2.191	(0.600)	151875	18.7625	19
11	1,1-Dichloroethane	63	2.284	2.284	(0.625)	308269	19.7473	20
57	Vinyl Acetate	43	2.342	2.341	(0.641)	405979	19.6833	20
55	DIPE	45	2.342	2.341	(0.641)	580567	20.4997	20
149	tert-Butyl ethyl ether	59	2.599	2.599	(0.712)	485030	19.8160	20
104	2,2-Dichloropropane	77	2.693	2.692	(0.737)	267785	19.3613	19
13	cis-1,2-Dichloroethene	96	2.693	2.692	(0.737)	163795	19.3011	19
18	2-Butanone	72	2.721	2.721	(0.745)	15547	22.4334	22
56	Ethyl Acetate	70	2.771	2.771	(0.759)	22292	40.1931	40
108	Bromochloromethane	128	2.879	2.879	(0.788)	64495	18.4891	18
15	Chloroform	83	2.950	2.943	(0.808)	254406	19.4376	19
20	1,1,1-Trichloroethane	97	3.079	3.079	(0.843)	229150	17.7447	18
59	Cyclohexane	56	3.122	3.122	(0.855)	305775	19.4180	19
21	Carbon Tetrachloride	117	3.215	3.215	(0.880)	177156	16.9222	17
92	1,1-Dichloropropene	75	3.223	3.223	(0.882)	223196	18.1104	18
$ 16	1,2-Dichloroethane-d4 (SUR)	65	3.352	3.351	(0.918)	250724	56.4630	56
28	Benzene	78	3.394	3.394	(0.929)	600315	19.1011	19
17	1,2-Dichloroethane	62	3.416	3.416	(0.935)	176368	20.0278	20
61	Isopropyl Acetate	43	3.509	3.509	(0.961)	549507	36.6023	37
140	tert-Amylmethyl Ether	73	3.523	3.523	(0.965)	358186	18.2924	18
* 69	Fluorobenzene	96	3.652	3.652	(1.000)	1093241	50.0000	
156	2,4,4-Trimethyl-1-pentene	112	3.975	3.967	(1.088)	62060	18.0383	18
25	Trichloroethene	95	4.003	4.003	(1.096)	154632	18.8739	19
63	n-Butanol	43	4.032	4.032	(1.104)	129525	1171.59	1200
126	Methyl cyclohexane	83	4.182	4.182	(1.145)	301556	18.7472	19
23	1,2-Dichloropropane	63	4.225	4.225	(1.157)	154916	19.1364	19
109	Dibromomethane	93	4.340	4.340	(1.188)	73622	18.9821	19
95	1,4-Dioxane	88	4.390	4.404	(1.202)	10478	153.059	150
146	Methyl methacrylate	69	4.397	4.397	(1.204)	69917	18.4498	18
64	Propyl Acetate	43	4.483	4.483	(1.228)	317882	36.8022	37
22	Bromodichloromethane	83	4.526	4.526	(1.239)	168535	17.6650	18
30	2-Chloroethyl Vinyl Ether	63	4.906	4.899	(1.343)	79570	18.6212	19
118	Epichlorohydrin	57	4.949	4.949	(1.355)	194595	335.098	340
24	cis-1,3-Dichloropropene	75	5.035	5.035	(1.379)	215592	18.1514	18
33	4-Methyl-2-Pentanone	43	5.250	5.250	(1.437)	109672	19.7056	20
$ 37	Toluene-d8 (SUR)	98	5.336	5.336	(0.740)	945372	56.9604	57
38	Toluene	91	5.414	5.414	(0.751)	669102	21.9215	22

Data File: /chem/VOAMS12.i/8260L_10/10-05-11/13oct11.b/o52616.d
Report Date: 13-Oct-2011 05:05

	Compounds	QUANT SIG MASS	RT	EXP RT	REL RT	RESPONSE	CONCENTRATIONS ON-COLUMN (ug/L)	FINAL (ug/Kg)
	29 trans-1,3-Dichloropropene	75	5.730	5.722	(0.794)	180866	17.4064	17
	27 1,1,2-Trichloroethane	83	5.945	5.944	(0.824)	88420	19.2312	19
	35 Tetrachloroethene	166	6.088	6.088	(0.844)	188311	19.3278	19
	103 1,3-Dichloropropane	76	6.145	6.145	(0.852)	193540	19.6382	20
	34 2-Hexanone	43	6.324	6.324	(0.877)	74505	18.8455	19
	26 Dibromochloromethane	129	6.432	6.432	(0.892)	104244	15.4576	15
	65 Butyl Acetate	43	6.553	6.553	(0.909)	357657	37.3833	37
	66 1,2-Dibromoethane	107	6.546	6.546	(0.908)	103056	19.0675	19
*	32 Chlorobenzene-d5	117	7.212	7.212	(1.000)	808890	50.0000	
	39 Chlorobenzene	112	7.255	7.255	(1.006)	415129	19.3016	19
	97 1,1,1,2-Tetrachloroethane	131	7.399	7.399	(1.026)	126901	16.6584	17
	40 Ethylbenzene	106	7.456	7.456	(1.034)	230963	18.6800	19
	43 m+p-Xylene	106	7.635	7.642	(1.059)	565713	37.2290	37
	44 o-Xylene	106	8.215	8.215	(1.139)	267811	18.4039	18
	42 Styrene	104	8.244	8.251	(1.143)	447892	18.4469	18
	147 Butyl Acrylate	55	8.316	8.323	(0.764)	241498	19.3370	19
	31 Bromoform	173	8.473	8.473	(1.175)	59776	13.6060	14
	145 Amyl Acetate	43	8.709	8.709	(1.208)	182985	27.8841	28
	110 Isopropylbenzene	105	8.817	8.817	(1.222)	760776	19.8447	20
$	41 Bromofluorobenzene (SUR)	174	9.017	9.017	(0.829)	342456	56.8184	57
	150 Camphene	41	9.154	9.146	(0.841)	106740	23.0490	23
	107 Bromobenzene	156	9.197	9.189	(0.845)	173407	19.2628	19
	36 1,1,2,2-Tetrachloroethane	83	9.340	9.340	(0.858)	132690	19.2950	19
	99 1,2,3-Trichloropropane	110	9.347	9.354	(0.859)	39296	20.3305	20
	143 trans-1,4-Dichloro-2-butene	53	9.433	9.433	(2.583)	43928	19.1170	19
	112 n-Propylbenzene	91	9.469	9.476	(0.870)	929825	19.6694	20
	105 2-Chlorotoluene	91	9.540	9.540	(0.877)	501971	19.2942	19
	106 4-Chlorotoluene	91	9.727	9.727	(0.894)	516606	19.3960	19
	102 1,3,5-Trimethylbenzene	105	9.791	9.791	(0.900)	607490	19.4957	19
	148 Butyl methacrylate	69	10.085	10.085	(0.927)	203437	18.5842	18
	115 tert-Butylbenzene	119	10.293	10.292	(0.946)	555856	19.3901	19
	100 1,2,4-Trimethylbenzene	105	10.378	10.378	(0.954)	593101	18.7538	19
	114 sec-Butylbenzene	105	10.665	10.665	(0.980)	840933	19.4854	19
	67 1,3-Dichlorobenzene	146	10.758	10.758	(0.989)	333000	19.1286	19
*	91 1,4-Dichlorobenzene-d4	152	10.880	10.880	(1.000)	402784	50.0000	
	68 1,4-Dichlorobenzene	146	10.916	10.916	(1.003)	329589	19.0438	19
	113 p-Isopropyltoluene	119	10.944	10.944	(1.006)	692233	19.4874	19
	69 1,2-Dichlorobenzene	146	11.467	11.467	(1.054)	297261	19.1385	19
	117 Benzyl chloride	91	11.181	11.181	(1.028)	171744	12.3795	12(R)
	111 n-Butylbenzene	91	11.560	11.567	(1.063)	668276	20.1554	20
	101 1,2-Dibromo-3-chloropropane	75	12.434	12.434	(1.143)	19375	16.3856	16
	152 Camphor	95	13.151	13.151	(1.209)	56664	84.9800	85
	93 1,2,4-Trichlorobenzene	180	13.244	13.244	(1.217)	221893	18.6237	19
	94 Hexachlorobutadiene	225	13.430	13.430	(1.234)	151765	17.4470	17
	70 Naphthalene	128	13.444	13.444	(1.236)	377341	18.3182	18
	98 1,2,3-Trichlorobenzene	180	13.652	13.659	(1.255)	186100	18.2093	18
M	45 Xylene (Total)	100				833524	55.6390	56

Data File: /chem/VOAMS12.i/8260L_10/10-05-11/13oct11.b/o52616.d
Report Date: 13-Oct-2011 05:05

QC Flag Legend

R - Spike/Surrogate failed recovery limits.

Data File: o52616.d

Date: 13-OCT-2011 04:47

Client ID: Instrument: VOAMS12.i

Sample Info: LCSD Operator: VOAMS 9

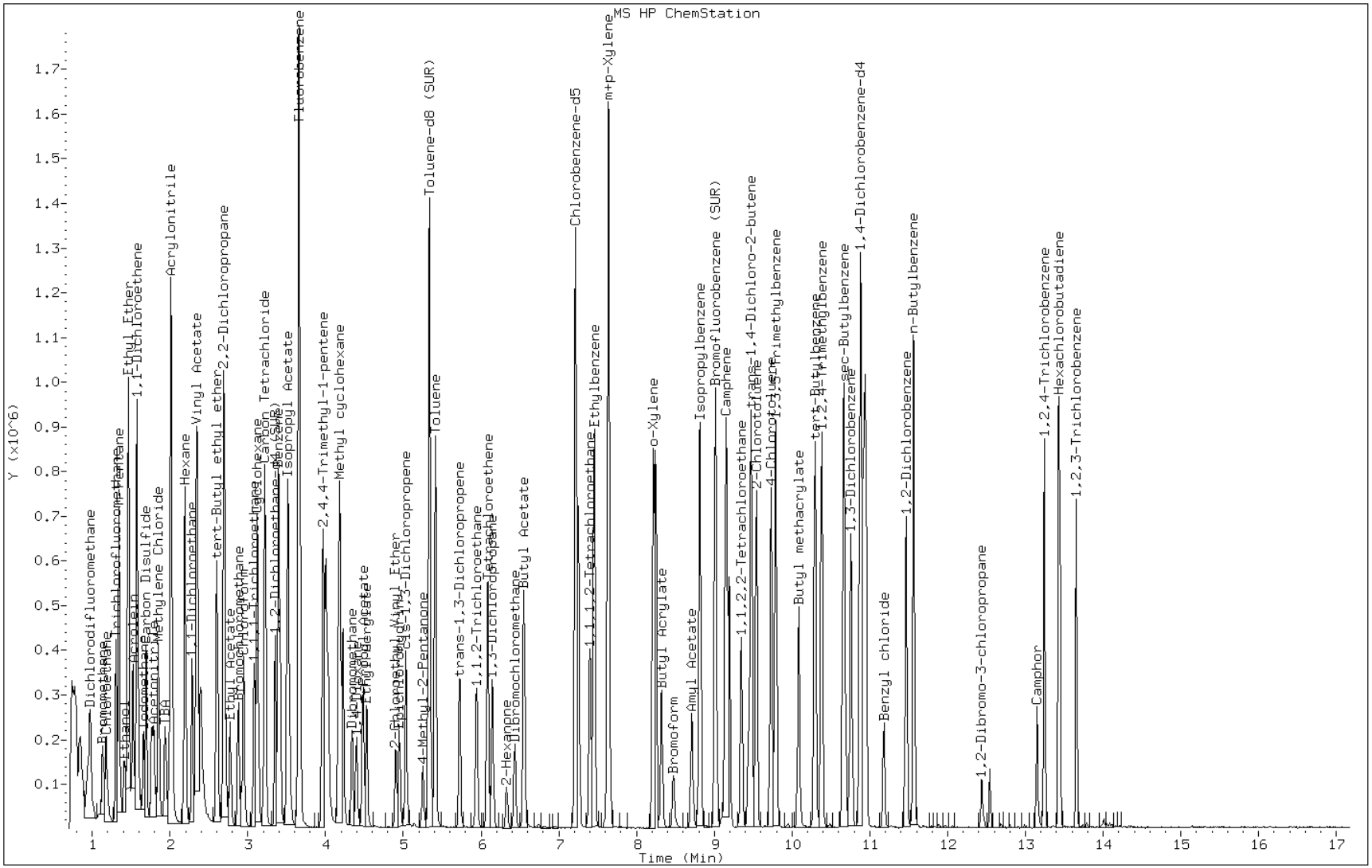

GC/MS VOA ANALYSIS RUN LOG

Lab Name: TestAmerica Edison Job No.: 460-32109-1

SDG No.:

Instrument ID: VOAMS12 Start Date: 10/05/2011 05:53

Analysis Batch Number: 88343 End Date: 10/05/2011 16:44

LAB SAMPLE ID	CLIENT SAMPLE ID	DATE ANALYZED	DILUTION FACTOR	LAB FILE ID	COLUMN ID
BFB 460-88343/1		10/05/2011 05:53	1	o52391.d	DB-624 0.18(mm)
ICIS 460-88343/4		10/05/2011 06:28	1	o52392.d	DB-624 0.18(mm)
IC 460-88343/2		10/05/2011 07:19	1	o52394.d	DB-624 0.18(mm)
IC 460-88343/3		10/05/2011 08:09	1	o52396.d	DB-624 0.18(mm)
IC 460-88343/5		10/05/2011 09:25	1	o52399.d	DB-624 0.18(mm)
IC 460-88343/6		10/05/2011 09:50	1	o52400.d	DB-624 0.18(mm)
IC 460-88343/7		10/05/2011 10:16	1	o52401.d	DB-624 0.18(mm)
ZZZZZ		10/05/2011 11:31	1		DB-624 0.18(mm)
ZZZZZ		10/05/2011 11:57	1		DB-624 0.18(mm)
ZZZZZ		10/05/2011 12:57	1		DB-624 0.18(mm)
ZZZZZ		10/05/2011 13:22	1		DB-624 0.18(mm)
ZZZZZ		10/05/2011 13:47	1		DB-624 0.18(mm)
ZZZZZ		10/05/2011 14:38	1		DB-624 0.18(mm)
ZZZZZ		10/05/2011 15:03	1		DB-624 0.18(mm)
ZZZZZ		10/05/2011 15:28	1		DB-624 0.18(mm)
ZZZZZ		10/05/2011 15:53	1		DB-624 0.18(mm)
ZZZZZ		10/05/2011 16:18	1		DB-624 0.18(mm)
ZZZZZ		10/05/2011 16:44	1		DB-624 0.18(mm)

GC/MS VOA ANALYSIS RUN LOG

Lab Name: TestAmerica Edison Job No.: 460-32109-1

SDG No.:

Instrument ID: VOAMS12 Start Date: 10/13/2011 03:20

Analysis Batch Number: 89344 End Date: 10/13/2011 15:01

LAB SAMPLE ID	CLIENT SAMPLE ID	DATE ANALYZED	DILUTION FACTOR	LAB FILE ID	COLUMN ID
BFB 460-89344/1		10/13/2011 03:20	1	o52613.d	DB-624 0.18(mm)
CCVIS 460-89344/2		10/13/2011 03:56	1	o52614.d	DB-624 0.18(mm)
LCS 460-89344/3		10/13/2011 04:21	1	o52615.d	DB-624 0.18(mm)
LCSD 460-89344/4		10/13/2011 04:47	1	o52616.d	DB-624 0.18(mm)
MB 460-89344/5		10/13/2011 05:46	1	o52618.d	DB-624 0.18(mm)
LB3 460-88800/1-A		10/13/2011 06:12	1	o52619.d	DB-624 0.18(mm)
ZZZZZ		10/13/2011 06:37	1		DB-624 0.18(mm)
ZZZZZ		10/13/2011 07:02	1		DB-624 0.18(mm)
460-32109-1	NH-01-C	10/13/2011 07:53	1	o52623.d	DB-624 0.18(mm)
ZZZZZ		10/13/2011 08:18	1		DB-624 0.18(mm)
ZZZZZ		10/13/2011 08:43	1		DB-624 0.18(mm)
ZZZZZ		10/13/2011 09:08	1		DB-624 0.18(mm)
ZZZZZ		10/13/2011 09:33	1		DB-624 0.18(mm)
ZZZZZ		10/13/2011 09:59	1		DB-624 0.18(mm)
ZZZZZ		10/13/2011 10:24	1		DB-624 0.18(mm)
ZZZZZ		10/13/2011 11:14	1		DB-624 0.18(mm)
ZZZZZ		10/13/2011 11:40	1		DB-624 0.18(mm)
ZZZZZ		10/13/2011 12:05	1		DB-624 0.18(mm)
ZZZZZ		10/13/2011 12:30	1		DB-624 0.18(mm)
ZZZZZ		10/13/2011 12:55	1		DB-624 0.18(mm)
ZZZZZ		10/13/2011 13:45	1		DB-624 0.18(mm)
ZZZZZ		10/13/2011 14:11	1		DB-624 0.18(mm)
ZZZZZ		10/13/2011 15:01	1		DB-624 0.18(mm)

GC/MS VOA BATCH WORKSHEET

Lab Name: TestAmerica Edison Job No.: 460-32109-1

SDG No.:

Batch Number: 88800 Batch Start Date: 10/08/11 14:33 Batch Analyst: Jin, Fangzhou

Batch Method: 5035 Batch End Date: 10/08/11 14:49

Lab Sample ID	Client Sample ID	Method Chain	Basis	InitialAmount	FinalAmount				
LB3 460-88800/1		5035, 8260B		5 g	5 mL				
460-32109-A-1	NH-01-C	5035, 8260B	T	5.48 g	5 mL				

Batch Notes	

Basis	Basis Description
T	Total/NA

Method 8270C

Semivolatile Organic Compounds (GC/MS) by Method 8270C

FORM II
GC/MS SEMI VOA SURROGATE RECOVERY

Lab Name: TestAmerica Edison Job No.: 460-32109-1

SDG No.:

Matrix: Solid Level: Low

GC Column (1): Rtx-5MS ID: 0.25 (mm)

Client Sample ID	Lab Sample ID	2FP #	PHL #	NBZ #	FBP #	TBP #	TPH #
NH-01-C	460-32109-1	67	70	73	72	65	86
	MB 460-88750/1-A	69	70	75	72	48	85
	LCS 460-88750/2-A	71	70	79	78	83	84
	460-31941-E-2-D MS	65	63	74	72	74	75
	460-31941-E-2-E MSD	62	60	70	69	74	73

	QC LIMITS
2FP = 2-Fluorophenol	37-125
PHL = Phenol-d5	41-118
NBZ = Nitrobenzene-d5	38-105
FBP = 2-Fluorobiphenyl	40-109
TBP = 2,4,6-Tribromophenol	10-120
TPH = Terphenyl-d14	16-151

Column to be used to flag recovery values

FORM II 8270C

FORM III
GC/MS SEMI VOA LAB CONTROL SAMPLE RECOVERY

Lab Name: TestAmerica Edison Job No.: 460-32109-1

SDG No.:

Matrix: Solid Level: Low Lab File ID: p20118.d

Lab ID: LCS 460-88750/2-A Client ID:

COMPOUND	SPIKE ADDED (ug/Kg)	LCS CONCENTRATION (ug/Kg)	LCS % REC	QC LIMITS REC	#
1,2,4-Trichlorobenzene	3330	2800	84	48-94	
1,2-Dichlorobenzene	3330	2730	82	48-87	
1,2-Diphenylhydrazine	3330	2920	87	47-101	
1,3-Dichlorobenzene	3330	2700	81	47-84	
1,4-Dichlorobenzene	3330	2680	80	47-85	
2,4,5-Trichlorophenol	6490	5310	82	50-115	
2,4,6-Trichlorophenol	6490	5380	83	53-118	
2,4-Dichlorophenol	6450	4950	77	58-115	
2,4-Dimethylphenol	6410	5040	79	56-112	
2,4-Dinitrophenol	6670	1050	16	10-129	
2,4-Dinitrotoluene	3330	2980	89	53-110	
2,6-Dinitrotoluene	3330	2850	85	51-115	
2-Chloronaphthalene	3330	2750	83	51-102	
2-Chlorophenol	6410	5090	80	56-110	
2-Methylnaphthalene	3330	2750	82	51-98	
2-Methylphenol	6420	5140	80	54-117	
2-Nitroaniline	3330	2830	85	51-109	
2-Nitrophenol	6440	5470	85	55-101	
4-Methylphenol	6420	4360	68	47-103	
Benzaldehyde	3330	971	29	10-160	
Benzidine	3330	330 U	1	10-61	*
3,3'-Dichlorobenzidine	3330	2210	66	24-105	
3-Nitroaniline	3330	2220	67	32-104	
4,6-Dinitro-2-methylphenol	6670	2230	33	10-110	
4-Bromophenyl phenyl ether	3330	2790	84	44-102	
4-Chloro-3-methylphenol	6440	5280	82	55-117	
4-Chloroaniline	3330	1740	52	10-96	
4-Chlorophenyl phenyl ether	3330	2790	84	50-106	
4-Nitroaniline	3330	2460	74	45-106	
4-Nitrophenol	6670	6230	93	45-114	
Acenaphthene	3330	2860	86	46-100	
Acenaphthylene	3330	2690	81	51-103	
Acetophenone	3340	2590	78	40-95	
Anthracene	3330	2860	86	50-107	
Atrazine	3330	2480	74	30-100	
Benzo[a]anthracene	3330	2710	81	46-112	
Benzo[a]pyrene	3330	2790	84	36-89	
Benzo[b]fluoranthene	3330	2840	85	33-96	
Benzo[g,h,i]perylene	3330	2880	86	43-106	
Benzo[k]fluoranthene	3330	2820	85	35-115	
Diphenyl	3340	2770	83	50-105	
Bis(2-chloroethoxy)methane	3330	2790	84	51-100	

Column to be used to flag recovery and RPD values

FORM III 8270C

FORM III
GC/MS SEMI VOA LAB CONTROL SAMPLE RECOVERY

Lab Name: TestAmerica Edison Job No.: 460-32109-1

SDG No.:

Matrix: Solid Level: Low Lab File ID: p20118.d

Lab ID: LCS 460-88750/2-A Client ID:

COMPOUND	SPIKE ADDED (ug/Kg)	LCS CONCENTRATION (ug/Kg)	LCS % REC	QC LIMITS REC	#
Bis(2-chloroethyl)ether	3330	2670	80	44-101	
Bis(2-ethylhexyl) phthalate	3330	2870	86	49-119	
Butyl benzyl phthalate	3330	2950	88	49-117	
Carbazole	3330	2860	86	49-104	
Caprolactam	3340	2890	87	10-127	
Chrysene	3330	2930	88	45-114	
Dibenz(a,h)anthracene	3330	2970	89	43-107	
Dibenzofuran	3330	2810	84	52-106	
Diethyl phthalate	3330	2940	88	52-114	
Dimethyl phthalate	3330	2850	86	52-112	
Di-n-butyl phthalate	3330	2950	88	50-108	
Di-n-octyl phthalate	3330	2630	79	40-106	
Fluoranthene	3330	2950	89	49-108	
Fluorene	3330	2870	86	51-108	
Hexachlorobenzene	3330	2800	84	43-104	
Hexachlorobutadiene	3330	2790	84	45-98	
Hexachlorocyclopentadiene	3330	2880	86	24-98	
Hexachloroethane	3330	2680	80	45-90	
Indeno[1,2,3-cd]pyrene	3330	3050	91	43-109	
Isophorone	3330	2820	85	48-97	
Naphthalene	3330	2750	83	53-94	
Nitrobenzene	3330	2700	81	42-106	
N-Nitrosodimethylamine	3330	2710	81	40-84	
N-Nitrosodi-n-propylamine	3330	2860	86	42-107	
N-Nitrosodiphenylamine	3330	2830	85	49-106	
Pentachlorophenol	6670	5520	83	19-113	
Phenanthrene	3330	2890	87	48-108	
Phenol	6370	5090	80	54-115	
Pyrene	3330	2910	87	49-116	
bis (2-chloroisopropyl) ether	3330	2910	87	45-102	

Column to be used to flag recovery and RPD values

FORM III 8270C

FORM III
GC/MS SEMI VOA MATRIX SPIKE RECOVERY

Lab Name: TestAmerica Edison Job No.: 460-32109-1

SDG No.:

Matrix: Solid Level: Low Lab File ID: p20121.d

Lab ID: 460-31941-E-2-D MS Client ID:

COMPOUND	SPIKE ADDED (ug/Kg)	SAMPLE CONCENTRATION (ug/Kg)	MS CONCENTRATION (ug/Kg)	MS % REC	QC LIMITS REC	#
1,2,4-Trichlorobenzene	3500	35 U	2680	77	48-94	
1,2-Dichlorobenzene	3500	350 U	2590	74	48-87	
1,2-Diphenylhydrazine	3500	350 U	2910	83	47-101	
1,3-Dichlorobenzene	3500	350 U	2630	75	47-84	
1,4-Dichlorobenzene	3500	350 U	2600	74	47-85	
2,4,5-Trichlorophenol	6820	350 U	5070	74	50-115	
2,4,6-Trichlorophenol	6820	350 U	5180	76	53-118	
2,4-Dichlorophenol	6780	350 U	4750	70	58-115	
2,4-Dimethylphenol	6740	350 U	4850	72	56-112	
2,4-Dinitrophenol	7010	1000 U	989 J	14	10-129	
2,4-Dinitrotoluene	3500	70 U	2890	83	53-110	
2,6-Dinitrotoluene	3500	70 U	2780	79	51-115	
2-Chloronaphthalene	3500	350 U	2650	76	51-102	
2-Chlorophenol	6730	350 U	4900	73	56-110	
2-Methylnaphthalene	3500	350 U	2650	76	51-98	
2-Methylphenol	6750	350 U	4980	74	54-117	
2-Nitroaniline	3500	700 U	2850	81	51-109	
2-Nitrophenol	6770	350 U	5210	77	55-101	
4-Methylphenol	6750	350 U	4150	61	47-103	
Benzaldehyde	3500	350 U	988	28	10-160	
Benzidine	3500	350 U	101 J	3	10-61	F
3,3'-Dichlorobenzidine	3500	700 U	2130	61	24-105	
3-Nitroaniline	3500	700 U	2160	62	32-104	
4,6-Dinitro-2-methylphenol	7010	1000 U	2280	33	10-110	
4-Bromophenyl phenyl ether	3500	350 U	2760	79	44-102	
4-Chloro-3-methylphenol	6770	350 U	5190	77	55-117	
4-Chloroaniline	3500	350 U	1510	43	10-96	
4-Chlorophenyl phenyl ether	3500	350 U	2750	79	50-106	
4-Nitroaniline	3500	700 U	2400	69	45-106	
4-Nitrophenol	7010	1000 U	6270	89	45-114	
Acenaphthene	3500	350 U	2740	78	46-100	
Acenaphthylene	3500	350 U	2610	74	51-103	
Acetophenone	3500	350 U	2500	71	40-95	
Anthracene	3500	350 U	2790	80	50-107	
Atrazine	3500	350 U	2420	69	30-100	
Benzo[a]anthracene	3500	35 U	2660	76	46-112	
Benzo[a]pyrene	3500	35 U	2730	78	36-89	
Benzo[b]fluoranthene	3500	35 U	2930	84	33-96	
Benzo[g,h,i]perylene	3500	350 U	2880	82	43-106	
Benzo[k]fluoranthene	3500	35 U	2620	75	35-115	
Diphenyl	3500	350 U	2690	77	50-105	
Bis(2-chloroethoxy)methane	3500	350 U	2710	77	51-100	

Column to be used to flag recovery and RPD values

FORM III 8270C

FORM III
GC/MS SEMI VOA MATRIX SPIKE RECOVERY

Lab Name: TestAmerica Edison Job No.: 460-32109-1

SDG No.:

Matrix: Solid Level: Low Lab File ID: p20121.d

Lab ID: 460-31941-E-2-D MS Client ID:

COMPOUND	SPIKE ADDED (ug/Kg)	SAMPLE CONCENTRATION (ug/Kg)	MS CONCENTRATION (ug/Kg)	MS % REC	QC LIMITS REC	#
Bis(2-chloroethyl)ether	3500	35 U	2530	72	44-101	
Bis(2-ethylhexyl) phthalate	3500	350 U	2880	82	49-119	
Butyl benzyl phthalate	3500	350 U	2770	79	49-117	
Carbazole	3500	350 U	2770	79	49-104	
Caprolactam	3510	350 U	2900	83	10-127	
Chrysene	3500	350 U	2830	81	45-114	
Dibenz(a,h)anthracene	3500	35 U	3000	86	43-107	
Dibenzofuran	3500	350 U	2790	80	52-106	
Diethyl phthalate	3500	350 U	2850	81	52-114	
Dimethyl phthalate	3500	350 U	2780	79	52-112	
Di-n-butyl phthalate	3500	350 U	2940	84	50-108	
Di-n-octyl phthalate	3500	350 U	2570	73	40-106	
Fluoranthene	3500	350 U	2860	82	49-108	
Fluorene	3500	350 U	2810	80	51-108	
Hexachlorobenzene	3500	35 U	2790	80	43-104	
Hexachlorobutadiene	3500	70 U	2640	75	45-98	
Hexachlorocyclopentadiene	3500	350 U	2570	73	24-98	
Hexachloroethane	3500	35 U	2600	74	45-90	
Indeno[1,2,3-cd]pyrene	3500	35 U	2920	83	43-109	
Isophorone	3500	350 U	2750	79	48-97	
Naphthalene	3500	350 U	2710	77	53-94	
Nitrobenzene	3500	35 U	2660	76	42-106	
N-Nitrosodimethylamine	3500	350 U	2680	76	40-84	
N-Nitrosodi-n-propylamine	3500	35 U	2780	79	42-107	
N-Nitrosodiphenylamine	3500	350 U	2940	84	49-106	
Pentachlorophenol	7010	1000 U	5280	75	19-113	
Phenanthrene	3500	350 U	2850	81	48-108	
Phenol	6700	350 U	4940	74	54-115	
Pyrene	3500	350 U	2810	80	49-116	
bis (2-chloroisopropyl) ether	3500	350 U	2760	79	45-102	

Column to be used to flag recovery and RPD values

FORM III 8270C

FORM III
GC/MS SEMI VOA MATRIX SPIKE DUPLICATE RECOVERY

Lab Name: TestAmerica Edison Job No.: 460-32109-1

SDG No.:

Matrix: Solid Level: Low Lab File ID: p20122.d

Lab ID: 460-31941-E-2-E MSD Client ID:

COMPOUND	SPIKE ADDED (ug/Kg)	MSD CONCENTRATION (ug/Kg)	MSD % REC	% RPD	QC LIMITS RPD	QC LIMITS REC	#
1,2,4-Trichlorobenzene	3500	2460	70	9	30	48-94	
1,2-Dichlorobenzene	3500	2500	71	3	30	48-87	
1,2-Diphenylhydrazine	3500	2730	78	6	30	47-101	
1,3-Dichlorobenzene	3500	2470	70	6	30	47-84	
1,4-Dichlorobenzene	3500	2510	72	3	30	47-85	
2,4,5-Trichlorophenol	6820	4860	71	4	30	50-115	
2,4,6-Trichlorophenol	6820	4800	70	8	30	53-118	
2,4-Dichlorophenol	6780	4380	65	8	30	58-115	
2,4-Dimethylphenol	6740	4450	66	9	30	56-112	
2,4-Dinitrophenol	7010	613 J	9	47	30	10-129	F
2,4-Dinitrotoluene	3500	2780	79	4	30	53-110	
2,6-Dinitrotoluene	3500	2630	75	6	30	51-115	
2-Chloronaphthalene	3500	2520	72	5	30	51-102	
2-Chlorophenol	6730	4530	67	8	30	56-110	
2-Methylnaphthalene	3500	2420	69	9	30	51-98	
2-Methylphenol	6750	4530	67	10	30	54-117	
2-Nitroaniline	3500	2660	76	7	30	51-109	
2-Nitrophenol	6770	4810	71	8	30	55-101	
4-Methylphenol	6750	3900	58	6	30	47-103	
Benzaldehyde	3500	1090	31	10	30	10-160	
Benzidine	3500	135 J	4	29	30	10-61	F
3,3'-Dichlorobenzidine	3500	2230	64	5	30	24-105	
3-Nitroaniline	3500	2320	66	7	30	32-104	
4,6-Dinitro-2-methylphenol	7010	1530	22	40	30	10-110	F
4-Bromophenyl phenyl ether	3500	2590	74	6	30	44-102	
4-Chloro-3-methylphenol	6770	4910	73	5	30	55-117	
4-Chloroaniline	3500	1800	51	17	30	10-96	
4-Chlorophenyl phenyl ether	3500	2620	75	5	30	50-106	
4-Nitroaniline	3500	2430	69	1	30	45-106	
4-Nitrophenol	7010	5640	81	10	30	45-114	
Acenaphthene	3500	2590	74	6	30	46-100	
Acenaphthylene	3500	2490	71	4	30	51-103	
Acetophenone	3500	2320	66	8	30	40-95	
Anthracene	3500	2600	74	7	30	50-107	
Atrazine	3500	2360	67	3	30	30-100	
Benzo[a]anthracene	3500	2500	71	6	30	46-112	
Benzo[a]pyrene	3500	2630	75	4	30	36-89	
Benzo[b]fluoranthene	3500	2740	78	7	30	33-96	
Benzo[g,h,i]perylene	3500	2720	78	6	30	43-106	
Benzo[k]fluoranthene	3500	2540	73	3	30	35-115	
Diphenyl	3500	2510	72	7	30	50-105	
Bis(2-chloroethoxy)methane	3500	2490	71	8	30	51-100	

Column to be used to flag recovery and RPD values

FORM III 8270C

FORM III
GC/MS SEMI VOA MATRIX SPIKE DUPLICATE RECOVERY

Lab Name: TestAmerica Edison Job No.: 460-32109-1

SDG No.:

Matrix: Solid Level: Low Lab File ID: p20122.d

Lab ID: 460-31941-E-2-E MSD Client ID:

COMPOUND	SPIKE ADDED (ug/Kg)	MSD CONCENTRATION (ug/Kg)	MSD % REC	% RPD	QC LIMITS RPD	QC LIMITS REC	#
Bis(2-chloroethyl)ether	3500	2390	68	6	30	44-101	
Bis(2-ethylhexyl) phthalate	3500	2630	75	9	30	49-119	
Butyl benzyl phthalate	3500	2620	75	6	30	49-117	
Carbazole	3500	2670	76	4	30	49-104	
Caprolactam	3510	2750	78	5	30	10-127	
Chrysene	3500	2660	76	6	30	45-114	
Dibenz(a,h)anthracene	3500	2830	81	6	30	43-107	
Dibenzofuran	3500	2600	74	7	30	52-106	
Diethyl phthalate	3500	2780	79	2	30	52-114	
Dimethyl phthalate	3500	2680	77	4	30	52-112	
Di-n-butyl phthalate	3500	2790	79	5	30	50-108	
Di-n-octyl phthalate	3500	2460	70	4	30	40-106	
Fluoranthene	3500	2710	77	5	30	49-108	
Fluorene	3500	2670	76	5	30	51-108	
Hexachlorobenzene	3500	2660	76	5	30	43-104	
Hexachlorobutadiene	3500	2540	73	4	30	45-98	
Hexachlorocyclopentadiene	3500	2370	68	8	30	24-98	
Hexachloroethane	3500	2500	71	4	30	45-90	
Indeno[1,2,3-cd]pyrene	3500	2750	78	6	30	43-109	
Isophorone	3500	2560	73	7	30	48-97	
Naphthalene	3500	2470	71	9	30	53-94	
Nitrobenzene	3500	2470	70	8	30	42-106	
N-Nitrosodimethylamine	3500	2570	73	4	30	40-84	
N-Nitrosodi-n-propylamine	3500	2600	74	7	30	42-107	
N-Nitrosodiphenylamine	3500	2650	76	10	30	49-106	
Pentachlorophenol	7010	5020	72	5	30	19-113	
Phenanthrene	3500	2720	78	5	30	48-108	
Phenol	6700	4470	67	10	30	54-115	
Pyrene	3500	2640	75	7	30	49-116	
bis (2-chloroisopropyl) ether	3500	2590	74	6	30	45-102	

Column to be used to flag recovery and RPD values

FORM III 8270C

FORM IV
GC/MS SEMI VOA METHOD BLANK SUMMARY

Lab Name: TestAmerica Edison Job No.: 460-32109-1

SDG No.:

Lab File ID: p20119.d Lab Sample ID: MB 460-88750/1-A

Matrix: Solid Date Extracted: 10/07/2011 18:49

Instrument ID: BNAMS10 Date Analyzed: 10/10/2011 17:24

Level:(Low/Med) Low

THIS METHOD BLANK APPLIES TO THE FOLLOWING SAMPLES:

CLIENT SAMPLE ID	LAB SAMPLE ID	LAB FILE ID	DATE ANALYZED
	LCS 460-88750/2-A	p20118.d	10/10/2011 16:58
	460-31941-E-2-D MS	p20121.d	10/10/2011 18:15
	460-31941-E-2-E MSD	p20122.d	10/10/2011 18:41
NH-01-C	460-32109-1	p20158.d	10/11/2011 19:44

FORM V
GC/MS SEMI VOA INSTRUMENT PERFORMANCE CHECK
DECAFLUOROTRIPHENYLPHOSPHINE (DFTPP)

Lab Name: TestAmerica Edison Job No.: 460-32109-1

SDG No.:

Lab File ID: p20108.d DFTPP Injection Date: 10/10/2011

Instrument ID: BNAMS10 DFTPP Injection Time: 11:52

Analysis Batch No.: 89094

M/E	ION ABUNDANCE CRITERIA	% RELATIVE ABUNDANCE	
51	30.0 - 60.0 % of mass 198	35.7	
68	Less than 2.0 % of mass 69	0.0	(0.0)1
69	Mass 69 relative abundance	46.5	
70	Less than 2.0 % of mass 69	0.0	(0.0)1
127	40.0 - 60.0 % of mass 198	44.6	
197	Less than 1.0 % of mass 198	0.0	
198	Base Peak, 100 % relative abundance	100.0	
199	5.0- 9.0 % of mass 198	6.0	
275	10.0 - 30.0 % of mass 198	26.5	
365	Greater than 1.0 % of mass 198	4.0	
441	Present but less than mass 443	8.8	
442	Greater than 40.0 % of mass 198	61.3	
443	17.0 - 23.0 % of mass 442	11.3	(18.5)2

1-Value is % mass 69 2-Value is % mass 442

THIS CHECK APPLIES TO THE FOLLOWING SAMPLES, MS, MSD, BLANKS AND STANDARDS:

CLIENT SAMPLE ID	LAB SAMPLE ID	LAB FILE ID	DATE ANALYZED	TIME ANALYZED
	ICIS 460-89094/2	p20110.d	10/10/2011	12:55
	IC 460-89094/3	p20111.d	10/10/2011	13:21
	IC 460-89094/4	p20112.d	10/10/2011	13:46
	IC 460-89094/5	p20113.d	10/10/2011	14:12
	IC 460-89094/6	p20114.d	10/10/2011	14:38
	IC 460-89094/7	p20115.d	10/10/2011	15:04
	LCS 460-88750/2-A	p20118.d	10/10/2011	16:58
	MB 460-88750/1-A	p20119.d	10/10/2011	17:24
	460-31941-E-2-D MS	p20121.d	10/10/2011	18:15
	460-31941-E-2-E MSD	p20122.d	10/10/2011	18:41

FORM V
GC/MS SEMI VOA INSTRUMENT PERFORMANCE CHECK
DECAFLUOROTRIPHENYLPHOSPHINE (DFTPP)

Lab Name: TestAmerica Edison Job No.: 460-32109-1

SDG No.:

Lab File ID: p20134.d DFTPP Injection Date: 10/11/2011

Instrument ID: BNAMS10 DFTPP Injection Time: 09:28

Analysis Batch No.: 89099

M/E	ION ABUNDANCE CRITERIA	% RELATIVE ABUNDANCE	
51	30.0 - 60.0 % of mass 198	36.8	
68	Less than 2.0 % of mass 69	0.2	(0.5)1
69	Mass 69 relative abundance	46.7	
70	Less than 2.0 % of mass 69	0.2	(0.4)1
127	40.0 - 60.0 % of mass 198	50.1	
197	Less than 1.0 % of mass 198	0.2	
198	Base Peak, 100 % relative abundance	100.0	
199	5.0- 9.0 % of mass 198	6.5	
275	10.0 - 30.0 % of mass 198	27.7	
365	Greater than 1.0 % of mass 198	4.8	
441	Present but less than mass 443	6.9	
442	Greater than 40.0 % of mass 198	54.7	
443	17.0 - 23.0 % of mass 442	10.9	(20.0)2

1-Value is % mass 69 2-Value is % mass 442

THIS CHECK APPLIES TO THE FOLLOWING SAMPLES, MS, MSD, BLANKS AND STANDARDS:

CLIENT SAMPLE ID	LAB SAMPLE ID	LAB FILE ID	DATE ANALYZED	TIME ANALYZED
	CCVIS 460-89099/2	p20135.d	10/11/2011	09:46
NH-01-C	460-32109-1	p20158.d	10/11/2011	19:44

FORM VIII
GC/MS SEMI VOA INTERNAL STANDARD AREA AND RETENTION TIME SUMMARY

Lab Name: TestAmerica Edison Job No.: 460-32109-1

SDG No.:

Sample No.: ICIS 460-89094/2 Date Analyzed: 10/10/2011 12:55

Instrument ID: BNAMS10 GC Column: Rtx-5MS ID: 0.25(mm)

Lab File ID (Standard): p20110.d Heated Purge: (Y/N) N

Calibration ID: 12645

		DCB		NPT		ANT	
		AREA #	RT #	AREA #	RT #	AREA #	RT #
INITIAL CALIBRATION MID-POINT		554457	3.71	1613292	5.12	752745	6.93
UPPER LIMIT		1108914	4.21	3226584	5.62	1505490	7.43
LOWER LIMIT		277229	3.21	806646	4.62	376373	6.43
LAB SAMPLE ID	CLIENT SAMPLE ID						
LCS 460-88750/2-A		507451	3.71	1478402	5.12	719161	6.92
MB 460-88750/1-A		475730	3.71	1514139	5.12	792338	6.92
460-31941-E-2-D MS		442086	3.71	1270012	5.12	616674	6.92
460-31941-E-2-E MSD		462734	3.71	1344525	5.12	648019	6.92

DCB = 1,4-Dichlorobenzene-d4
NPT = Naphthalene-d8
ANT = Acenaphthene-d10

Area Limit = 50%-200% of internal standard area
RT Limit = ± 0.5 minutes of internal standard RT

Column used to flag values outside QC limits

FORM VIII 8270C

FORM VIII
GC/MS SEMI VOA INTERNAL STANDARD AREA AND RETENTION TIME SUMMARY

Lab Name: TestAmerica Edison Job No.: 460-32109-1

SDG No.:

Sample No.: ICIS 460-89094/2 Date Analyzed: 10/10/2011 12:55

Instrument ID: BNAMS10 GC Column: Rtx-5MS ID: 0.25(mm)

Lab File ID (Standard): p20110.d Heated Purge: (Y/N) N

Calibration ID: 12645

		PHN		CRY		PRY	
		AREA #	RT #	AREA #	RT #	AREA #	RT #
INITIAL CALIBRATION MID-POINT		992458	8.38	727176	10.97	605755	12.61
UPPER LIMIT		1984916	8.88	1454352	11.47	1211510	13.11
LOWER LIMIT		496229	7.88	363588	10.47	302878	12.11
LAB SAMPLE ID	CLIENT SAMPLE ID						
LCS 460-88750/2-A		924482	8.38	668065	10.96	603826	12.60
MB 460-88750/1-A		994092	8.37	661861	10.96	590355	12.60
460-31941-E-2-D MS		774705	8.37	565288	10.96	506639	12.60
460-31941-E-2-E MSD		838753	8.37	620307	10.96	558744	12.60

PHN = Phenanthrene-d10
CRY = Chrysene-d12
PRY = Perylene-d12

Area Limit = 50%-200% of internal standard area
RT Limit = ± 0.5 minutes of internal standard RT

Column used to flag values outside QC limits

FORM VIII 8270C

FORM VIII
GC/MS SEMI VOA INTERNAL STANDARD AREA AND RETENTION TIME SUMMARY

Lab Name: TestAmerica Edison Job No.: 460-32109-1

SDG No.:

Sample No.: CCVIS 460-89099/2 Date Analyzed: 10/11/2011 09:46

Instrument ID: BNAMS10 GC Column: Rtx-5MS ID: 0.25(mm)

Lab File ID (Standard): p20135.d Heated Purge: (Y/N) N

Calibration ID: 12645

		DCB		NPT		ANT	
		AREA #	RT #	AREA #	RT #	AREA #	RT #
12/24 HOUR STD		712929	3.70	2269265	5.11	1288097	6.91
UPPER LIMIT		1425858	4.20	4538530	5.61	2576194	7.41
LOWER LIMIT		356465	3.20	1134633	4.61	644049	6.41
LAB SAMPLE ID	CLIENT SAMPLE ID						
460-32109-1	NH-01-C	527569	3.69	1659074	5.10	890578	6.90

DCB = 1,4-Dichlorobenzene-d4
NPT = Naphthalene-d8
ANT = Acenaphthene-d10

Area Limit = 50%-200% of internal standard area
RT Limit = ± 0.5 minutes of internal standard RT

Column used to flag values outside QC limits

FORM VIII 8270C

FORM VIII
GC/MS SEMI VOA INTERNAL STANDARD AREA AND RETENTION TIME SUMMARY

Lab Name: TestAmerica Edison Job No.: 460-32109-1

SDG No.:

Sample No.: CCVIS 460-89099/2 Date Analyzed: 10/11/2011 09:46

Instrument ID: BNAMS10 GC Column: Rtx-5MS ID: 0.25(mm)

Lab File ID (Standard): p20135.d Heated Purge: (Y/N) N

Calibration ID: 12645

		PHN		CRY		PRY	
		AREA #	RT #	AREA #	RT #	AREA #	RT #
12/24 HOUR STD		1663131	8.36	1045694	10.94	761933	12.57
UPPER LIMIT		3326262	8.86	2091388	11.44	1523866	13.07
LOWER LIMIT		831566	7.86	522847	10.44	380967	12.07
LAB SAMPLE ID	CLIENT SAMPLE ID						
460-32109-1	NH-01-C	1152080	8.36	692604	10.94	647000	12.57

PHN = Phenanthrene-d10
CRY = Chrysene-d12
PRY = Perylene-d12

Area Limit = 50%-200% of internal standard area
RT Limit = ± 0.5 minutes of internal standard RT

Column used to flag values outside QC limits

FORM VIII 8270C

FORM I
GC/MS SEMI VOA ORGANICS ANALYSIS DATA SHEET

Lab Name: TestAmerica Edison | Job No.: 460-32109-1

SDG No.:

Client Sample ID: NH-01-C | Lab Sample ID: 460-32109-1

Matrix: Solid | Lab File ID: p20158.d

Analysis Method: 8270C | Date Collected: 10/06/2011 14:00

Extract. Method: 3541 | Date Extracted: 10/07/2011 18:49

Sample wt/vol: 15.05(g) | Date Analyzed: 10/11/2011 19:44

Con. Extract Vol.: 1(mL) | Dilution Factor: 1

Injection Volume: 1(uL) | Level: (low/med) Low

% Moisture: 9.0 | GPC Cleanup:(Y/N) N

Analysis Batch No.: 89099 | Units: ug/Kg

CAS NO.	COMPOUND NAME	RESULT	Q	RL	MDL
120-82-1	1,2,4-Trichlorobenzene	36	U	36	5.9
95-50-1	1,2-Dichlorobenzene	360	U	360	58
122-66-7	1,2-Diphenylhydrazine	360	U	360	61
541-73-1	1,3-Dichlorobenzene	360	U	360	50
106-46-7	1,4-Dichlorobenzene	360	U	360	54
95-95-4	2,4,5-Trichlorophenol	360	U	360	70
88-06-2	2,4,6-Trichlorophenol	360	U	360	65
120-83-2	2,4-Dichlorophenol	360	U	360	58
105-67-9	2,4-Dimethylphenol	360	U	360	58
51-28-5	2,4-Dinitrophenol	1100	U	1100	77
121-14-2	2,4-Dinitrotoluene	73	U	73	11
606-20-2	2,6-Dinitrotoluene	73	U	73	9.2
91-58-7	2-Chloronaphthalene	360	U	360	51
95-57-8	2-Chlorophenol	360	U	360	48
91-57-6	2-Methylnaphthalene	360	U	360	53
95-48-7	2-Methylphenol	360	U	360	52
88-74-4	2-Nitroaniline	730	U	730	99
88-75-5	2-Nitrophenol	360	U	360	60
106-44-5	4-Methylphenol	360	U	360	59
100-52-7	Benzaldehyde	360	U	360	23
92-87-5	Benzidine	360	U *	360	77
91-94-1	3,3'-Dichlorobenzidine	730	U	730	80
99-09-2	3-Nitroaniline	730	U	730	82
534-52-1	4,6-Dinitro-2-methylphenol	1100	U	1100	170
101-55-3	4-Bromophenyl phenyl ether	360	U	360	65
59-50-7	4-Chloro-3-methylphenol	360	U	360	61
106-47-8	4-Chloroaniline	360	U	360	46
7005-72-3	4-Chlorophenyl phenyl ether	360	U	360	62
100-01-6	4-Nitroaniline	730	U	730	75
100-02-7	4-Nitrophenol	1100	U	1100	93
83-32-9	Acenaphthene	360	U	360	52
208-96-8	Acenaphthylene	360	U	360	52
98-86-2	Acetophenone	360	U	360	54
120-12-7	Anthracene	360	U	360	64

FORM I
GC/MS SEMI VOA ORGANICS ANALYSIS DATA SHEET

Lab Name: TestAmerica Edison | Job No.: 460-32109-1

SDG No.:

Client Sample ID: NH-01-C | Lab Sample ID: 460-32109-1

Matrix: Solid | Lab File ID: p20158.d

Analysis Method: 8270C | Date Collected: 10/06/2011 14:00

Extract. Method: 3541 | Date Extracted: 10/07/2011 18:49

Sample wt/vol: 15.05(g) | Date Analyzed: 10/11/2011 19:44

Con. Extract Vol.: 1(mL) | Dilution Factor: 1

Injection Volume: 1(uL) | Level: (low/med) Low

% Moisture: 9.0 | GPC Cleanup:(Y/N) N

Analysis Batch No.: 89099 | Units: ug/Kg

CAS NO.	COMPOUND NAME	RESULT	Q	RL	MDL
1912-24-9	Atrazine	360	U	360	68
56-55-3	Benzo[a]anthracene	36	U	36	6.7
50-32-8	Benzo[a]pyrene	69		36	4.5
205-99-2	Benzo[b]fluoranthene	98		36	5.4
191-24-2	Benzo[g,h,i]perylene	48	J	360	38
207-08-9	Benzo[k]fluoranthene	40		36	5.1
92-52-4	Diphenyl	360	U	360	60
111-91-1	Bis(2-chloroethoxy)methane	360	U	360	52
111-44-4	Bis(2-chloroethyl)ether	36	U	36	7.5
117-81-7	Bis(2-ethylhexyl) phthalate	360	U	360	48
85-68-7	Butyl benzyl phthalate	360	U	360	42
86-74-8	Carbazole	360	U	360	58
105-60-2	Caprolactam	360	U	360	50
218-01-9	Chrysene	90	J	360	53
53-70-3	Dibenz(a,h)anthracene	36	U	36	4.4
132-64-9	Dibenzofuran	360	U	360	54
84-66-2	Diethyl phthalate	360	U	360	49
131-11-3	Dimethyl phthalate	360	U	360	49
84-74-2	Di-n-butyl phthalate	360	U	360	55
117-84-0	Di-n-octyl phthalate	360	U	360	43
206-44-0	Fluoranthene	150	J	360	60
86-73-7	Fluorene	360	U	360	61
118-74-1	Hexachlorobenzene	36	U	36	5.0
87-68-3	Hexachlorobutadiene	73	U	73	15
77-47-4	Hexachlorocyclopentadiene	360	U	360	110
67-72-1	Hexachloroethane	36	U	36	6.1
193-39-5	Indeno[1,2,3-cd]pyrene	53		36	5.8
78-59-1	Isophorone	360	U	360	42
91-20-3	Naphthalene	360	U	360	53
98-95-3	Nitrobenzene	36	U	36	8.1
62-75-9	N-Nitrosodimethylamine	360	U	360	37
621-64-7	N-Nitrosodi-n-propylamine	36	U	36	4.8
86-30-6	N-Nitrosodiphenylamine	360	U	360	59
87-86-5	Pentachlorophenol	1100	U	1100	180

FORM I
GC/MS SEMI VOA ORGANICS ANALYSIS DATA SHEET

Lab Name: TestAmerica Edison | Job No.: 460-32109-1

SDG No.:

Client Sample ID: NH-01-C | Lab Sample ID: 460-32109-1

Matrix: Solid | Lab File ID: p20158.d

Analysis Method: 8270C | Date Collected: 10/06/2011 14:00

Extract. Method: 3541 | Date Extracted: 10/07/2011 18:49

Sample wt/vol: 15.05(g) | Date Analyzed: 10/11/2011 19:44

Con. Extract Vol.: 1(mL) | Dilution Factor: 1

Injection Volume: 1(uL) | Level: (low/med) Low

% Moisture: 9.0 | GPC Cleanup:(Y/N) N

Analysis Batch No.: 89099 | Units: ug/Kg

CAS NO.	COMPOUND NAME	RESULT	Q	RL	MDL
85-01-8	Phenanthrene	130	J	360	63
108-95-2	Phenol	360	U	360	44
129-00-0	Pyrene	170	J	360	63
108-60-1	bis (2-chloroisopropyl) ether	360	U	360	48

CAS NO.	SURROGATE	%REC	Q	LIMITS
118-79-6	2,4,6-Tribromophenol	65		10-120
321-60-8	2-Fluorobiphenyl	72		40-109
367-12-4	2-Fluorophenol	67		37-125
4165-60-0	Nitrobenzene-d5	73		38-105
4165-62-2	Phenol-d5	70		41-118
1718-51-0	Terphenyl-d14	86		16-151

Data File: /chem/BNAMS10.i/8270/10-10-11/11oct11.b/p20158.d
Report Date: 12-Oct-2011 01:14

TestAmerica

SEMI-VOLATILE ORGANIC COMPOUND ANALYSIS

Data file : /chem/BNAMS10.i/8270/10-10-11/11oct11.b/p20158.d
Lab Smp Id: 460-32109-A-1-C Client Smp ID: NH-01-C
Inj Date : 11-OCT-2011 19:44
Operator : BNAMS 4 Inst ID: BNAMS10.i
Smp Info : 460-32109-A-1-C
Misc Info : 460-32109-A-1-C
Comment   :
Method   : /chem/BNAMS10.i/8270/10-10-11/11oct11.b/8270C_08SP.m
Meth Date : 12-Oct-2011 01:12 asfawa Quant Type: ISTD
Cal Date : 10-OCT-2011 15:04 Cal File: p20115.d
Als bottle: 25
Dil Factor: 1.00000
Integrator: HP RTE Compound Sublist: all.sub
Target Version: 3.50
Processing Host: hpd1

Concentration Formula: Amt * DF * Uf*1000*Vt/(Ws*(100-M)/100) * CpndVariable

Name	Value	Description
DF	1.00000	Dilution Factor
Uf	1.00000	ng unit correction factor
Vt	1.00000	Volume of final extract (ml)
Ws	15.05000	Weight of sample extracted (g)
M	9.00693	% Moisture

Cpnd Variable Local Compound Variable

	Compounds	QUANT SIG MASS	RT	EXP RT	REL RT	RESPONSE	CONCENTRATIONS ON-COLUMN (ug/ml)	CONCENTRATIONS FINAL (ug/Kg)
$	16 2-Fluorophenol (SUR)	112	2.363	2.334	(0.640)	1087146	67.4010	4900
$	17 Phenol-d5 (SUR)	99	3.344	3.356	(0.906)	1329030	69.9520	5100
*	79 1,4-Dichlorobenzene-d4	152	3.691	3.697	(1.000)	527569	40.0000	
$	76 Nitrobenzene-d5 (SUR)	82	4.325	4.343	(0.848)	689962	36.3033	2600
*	80 Naphthalene-d8	136	5.101	5.113	(1.000)	1659074	40.0000	
$	77 2-Fluorobiphenyl (SUR)	172	6.253	6.258	(0.906)	1122270	35.8690	2600
*	82 Acenaphthene-d10	164	6.905	6.911	(1.000)	890578	40.0000	
	42 Acenaphthene	154	6.934	6.940	(1.004)	2568	0.11298	8.2(a)
	47 Fluorene	166	7.445	7.451	(1.078)	3384	0.13084	9.6(a)
$	18 2,4,6-Tribromophenol (SUR)	330	7.686	7.692	(1.113)	237713	65.0181	4700
*	83 Phenanthrene-d10	188	8.356	8.362	(1.000)	1152080	40.0000	
	52 Phenanthrene	178	8.374	8.385	(1.002)	55823	1.79279	130(a)
	53 Anthracene	178	8.426	8.432	(1.008)	9898	0.31016	23(a)

Data File: /chem/BNAMS10.i/8270/10-10-11/11oct11.b/p20158.d
Report Date: 12-Oct-2011 01:14

	Compounds	QUANT SIG MASS	RT	EXP RT	REL RT	RESPONSE	CONCENTRATIONS ON-COLUMN (ug/ml)	FINAL (ug/Kg)
	54 Carbazole	167	8.603	8.603	(1.030)	3957	0.15202	11(a)
	56 Fluoranthene	202	9.531	9.537	(1.141)	63139	2.10967	150(a)
	57 Pyrene	202	9.743	9.749	(0.890)	56099	2.26751	160(a)
$	78 Terphenyl-d14	244	9.937	9.937	(0.908)	733134	43.2168	3200
*	81 Chrysene-d12	240	10.941	10.941	(1.000)	692604	40.0000	
	62 Chrysene	228	10.965	10.971	(1.002)	22881	1.22751	90(a)
	65 Benzo(b)fluoranthene	252	12.122	12.122	(0.964)	26034	1.34788	98
	66 Benzo(k)fluoranthene	252	12.152	12.158	(0.966)	11026	0.54106	40
	67 Benzo(a)pyrene	252	12.498	12.504	(0.994)	15627	0.94204	69
*	84 Perylene-d12	264	12.575	12.575	(1.000)	647000	40.0000	
	68 Indeno(1,2,3-cd)pyrene	276	13.873	13.879	(1.103)	11398	0.73239	53
	70 Benzo(g,h,i)perylene	276	14.185	14.196	(1.128)	11116	0.65891	48(a)

QC Flag Legend

a - Target compound detected but, quantitated amount
Below Limit Of Quantitation(BLOQ).

Data File: p20158.d

Date: 11-OCT-2011 19:44

Client ID: NH-01-C Instrument: BNAMS10.i

Sample Info: 460-32109-A-1-C Operator: BNAMS 4

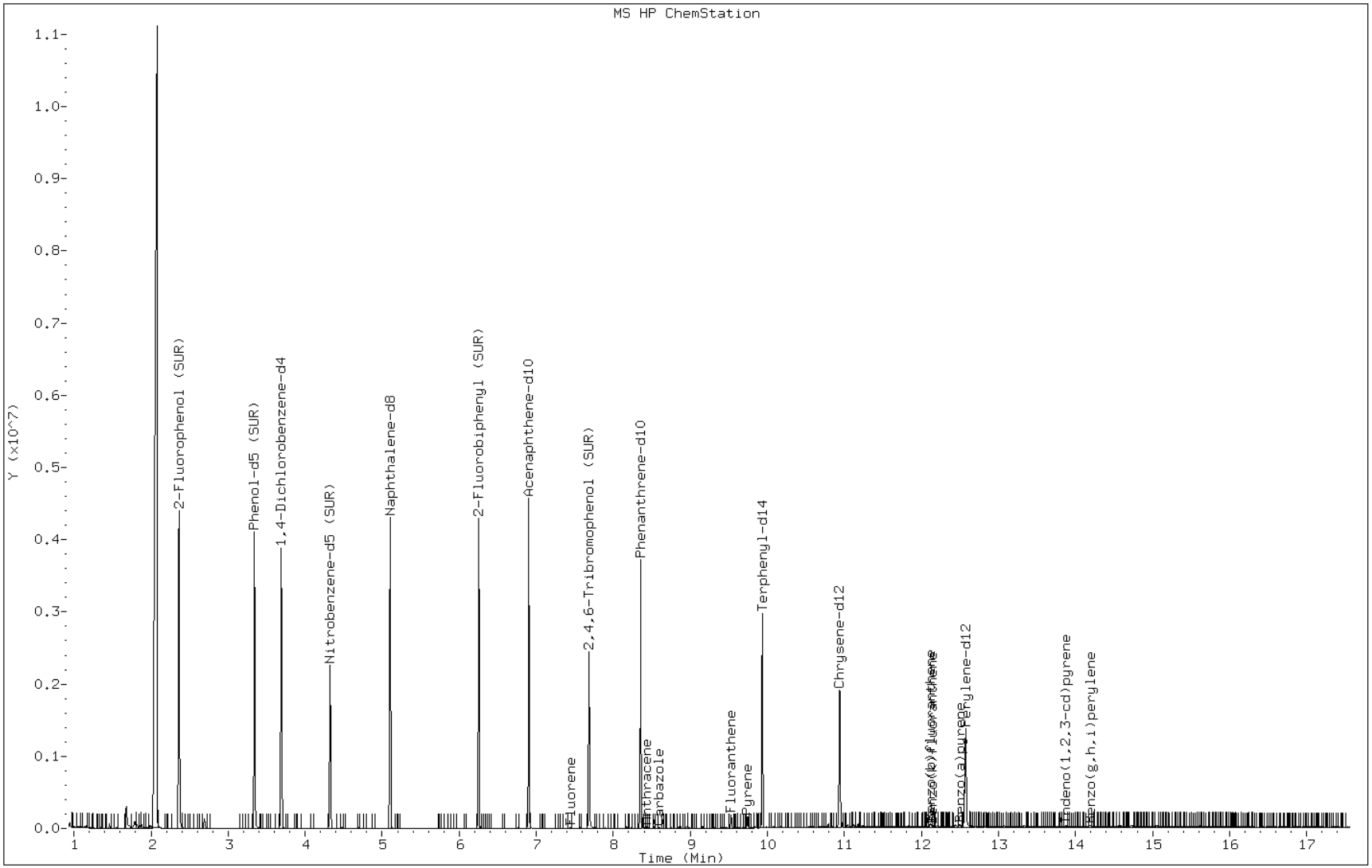

Data File: p20158.d

Date: 11-OCT-2011 19:44

Client ID: NH-01-C Instrument: BNAMS10.i

Sample Info: 460-32109-A-1-C Operator: BNAMS 4

67 Benzo(a)pyrene

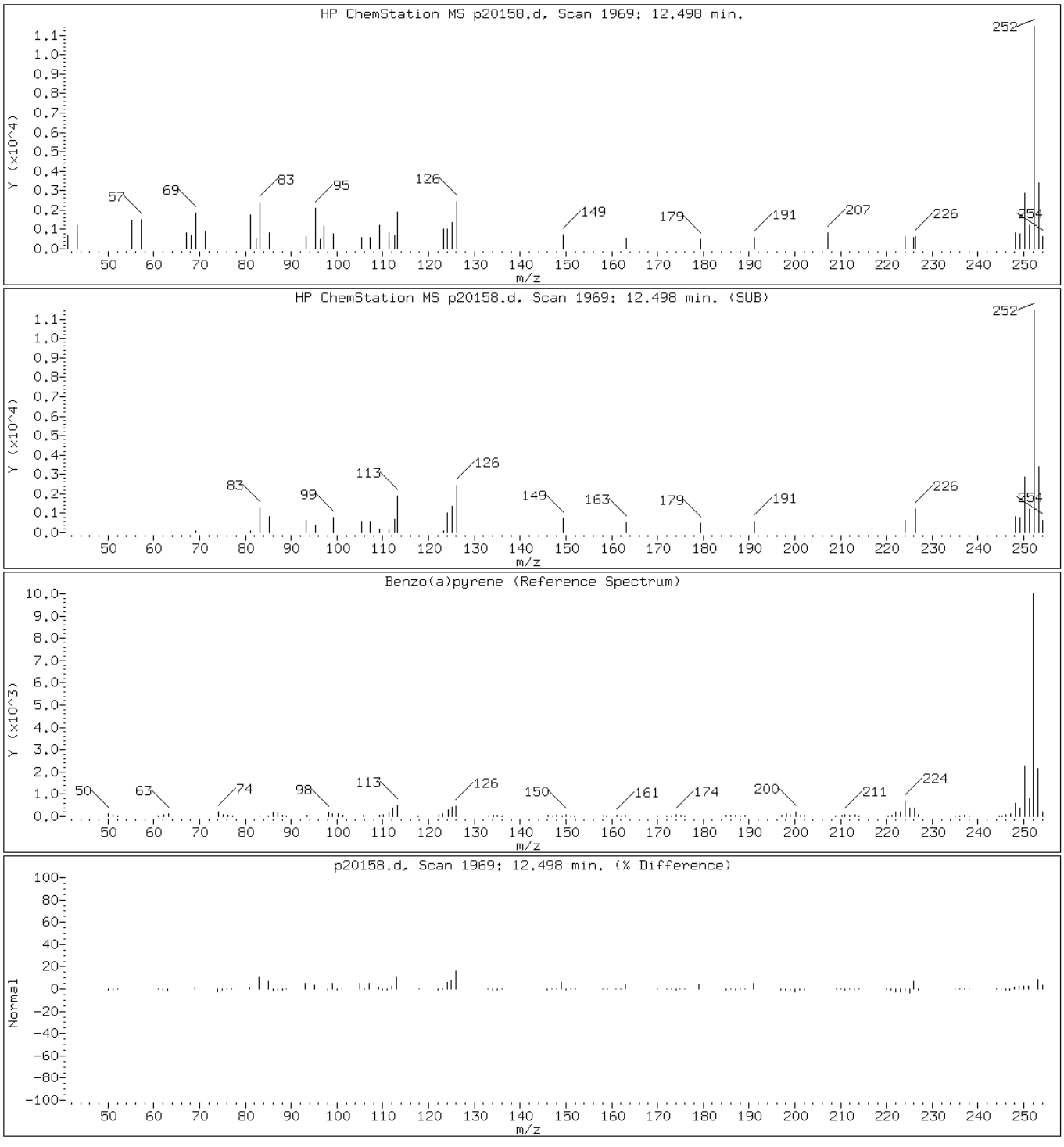

Data File: p20158.d

Date: 11-OCT-2011 19:44

Client ID: NH-01-C Instrument: BNAMS10.i

Sample Info: 460-32109-A-1-C Operator: BNAMS 4

65 Benzo(b)fluoranthene

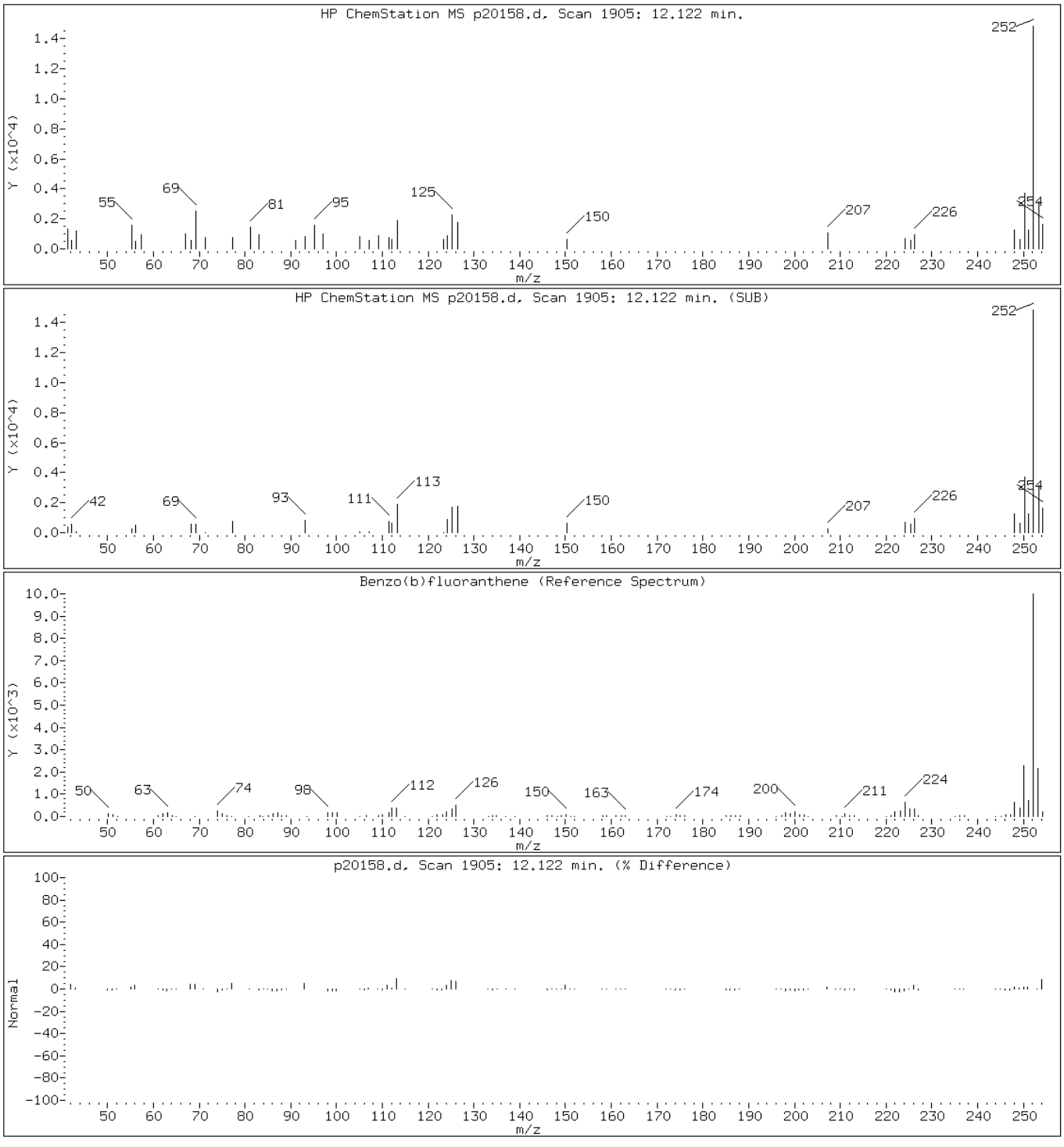

Data File: p20158.d

Date: 11-OCT-2011 19:44

Client ID: NH-01-C

Instrument: BNAMS10.i

Sample Info: 460-32109-A-1-C

Operator: BNAMS 4

70 Benzo(g,h,i)perylene

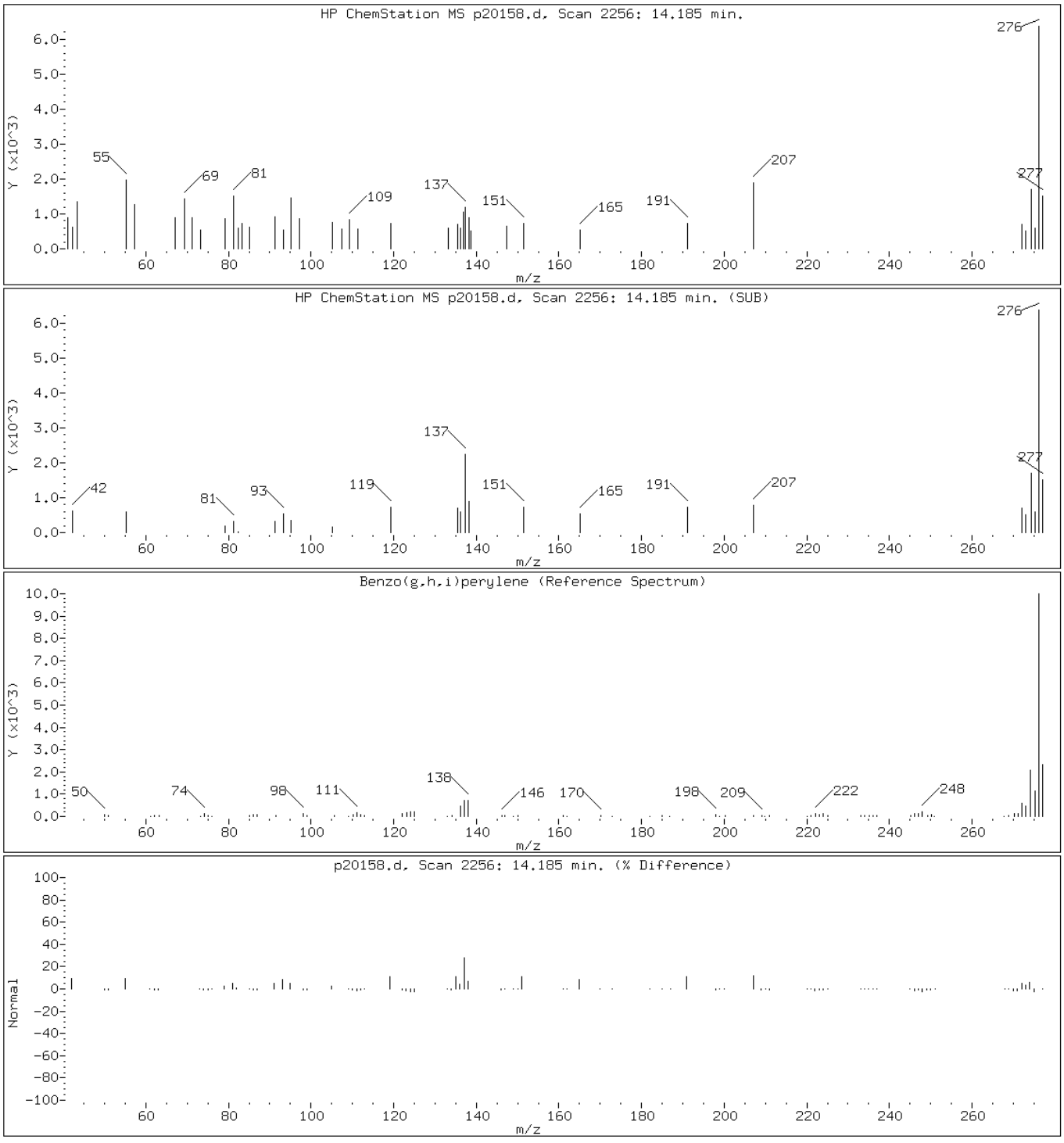

Data File: p20158.d

Date: 11-OCT-2011 19:44

Client ID: NH-01-C Instrument: BNAMS10.i

Sample Info: 460-32109-A-1-C Operator: BNAMS 4

66 Benzo(k)fluoranthene

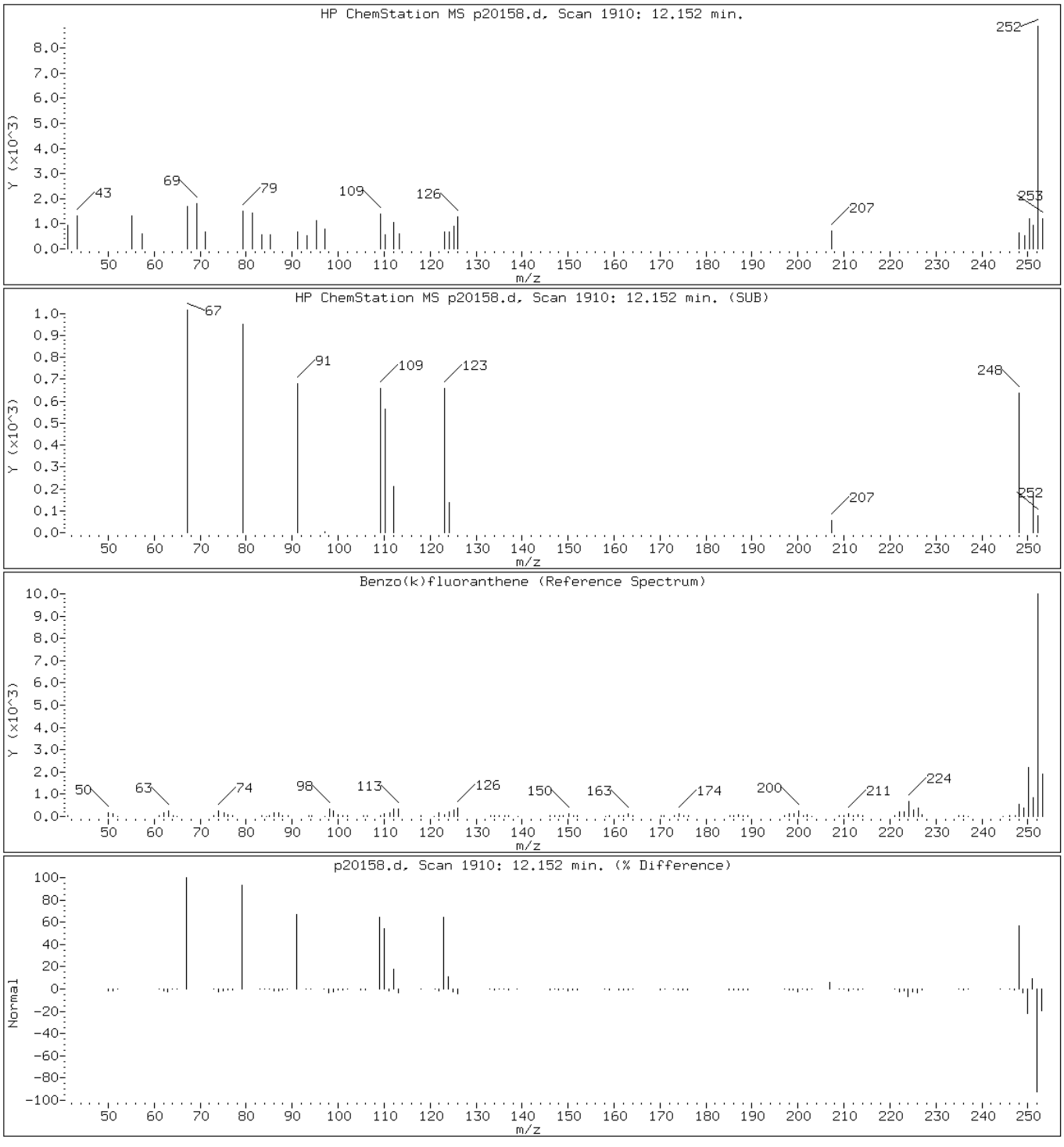

Data File: p20158.d

Date: 11-OCT-2011 19:44

Client ID: NH-01-C Instrument: BNAMS10.i

Sample Info: 460-32109-A-1-C Operator: BNAMS 4

62 Chrysene

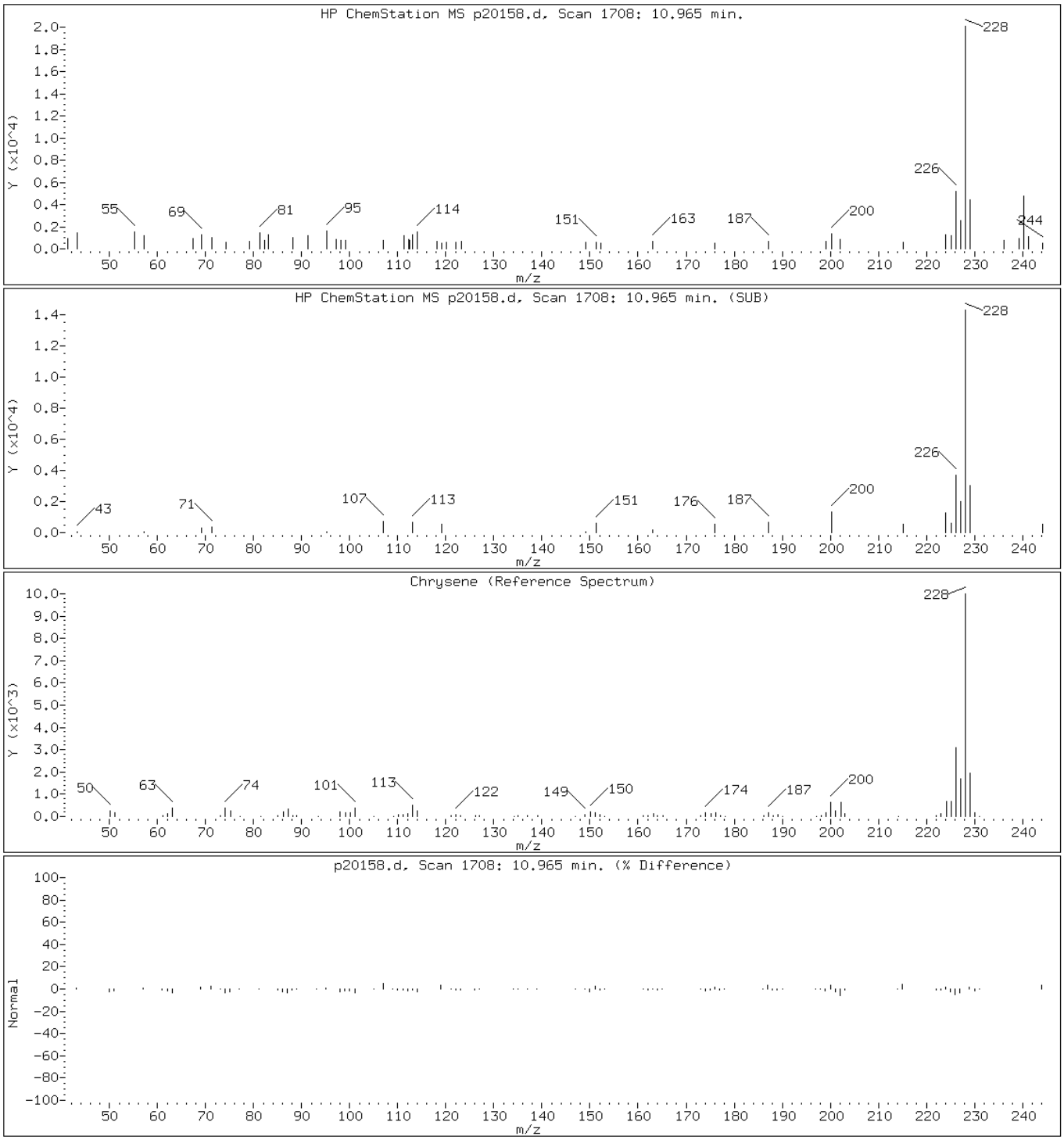

Data File: p20158.d

Date: 11-OCT-2011 19:44

Client ID: NH-01-C Instrument: BNAMS10.i

Sample Info: 460-32109-A-1-C Operator: BNAMS 4

56 Fluoranthene

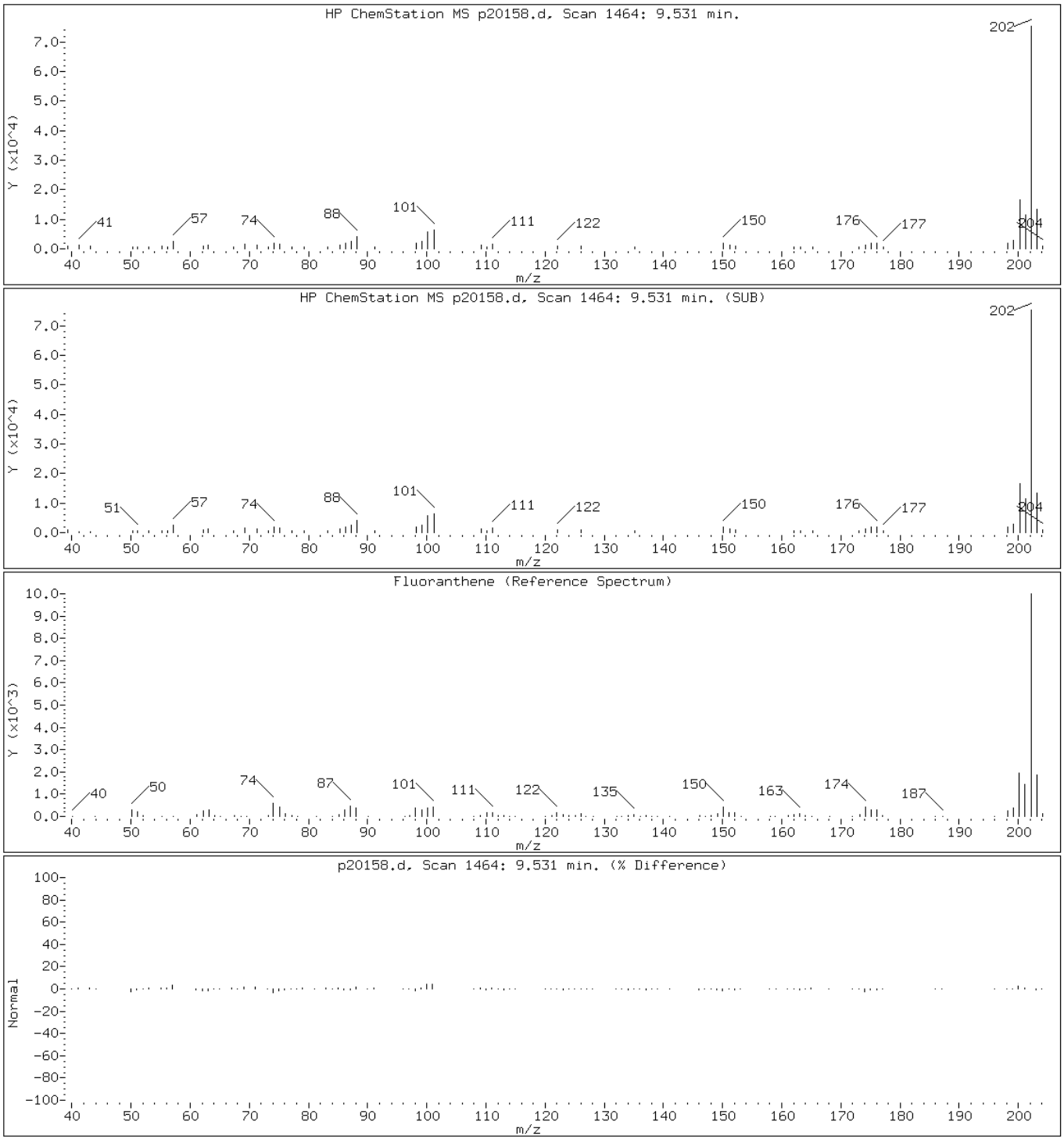

Data File: p20158.d

Date: 11-OCT-2011 19:44

Client ID: NH-01-C

Instrument: BNAMS10.i

Sample Info: 460-32109-A-1-C

Operator: BNAMS 4

68 Indeno(1,2,3-cd)pyrene

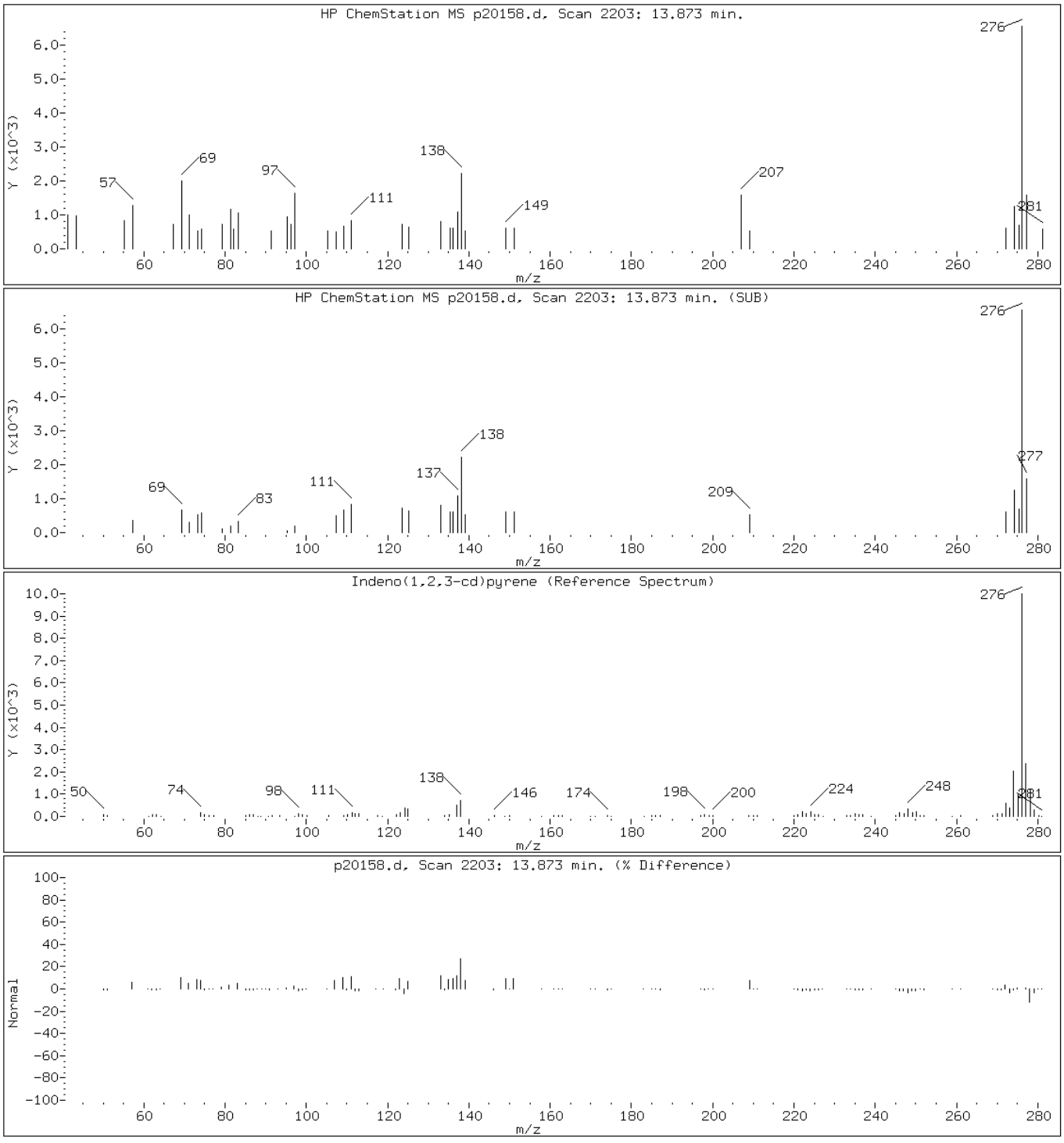

Data File: p20158.d

Date: 11-OCT-2011 19:44

Client ID: NH-01-C Instrument: BNAMS10.i

Sample Info: 460-32109-A-1-C Operator: BNAMS 4

52 Phenanthrene

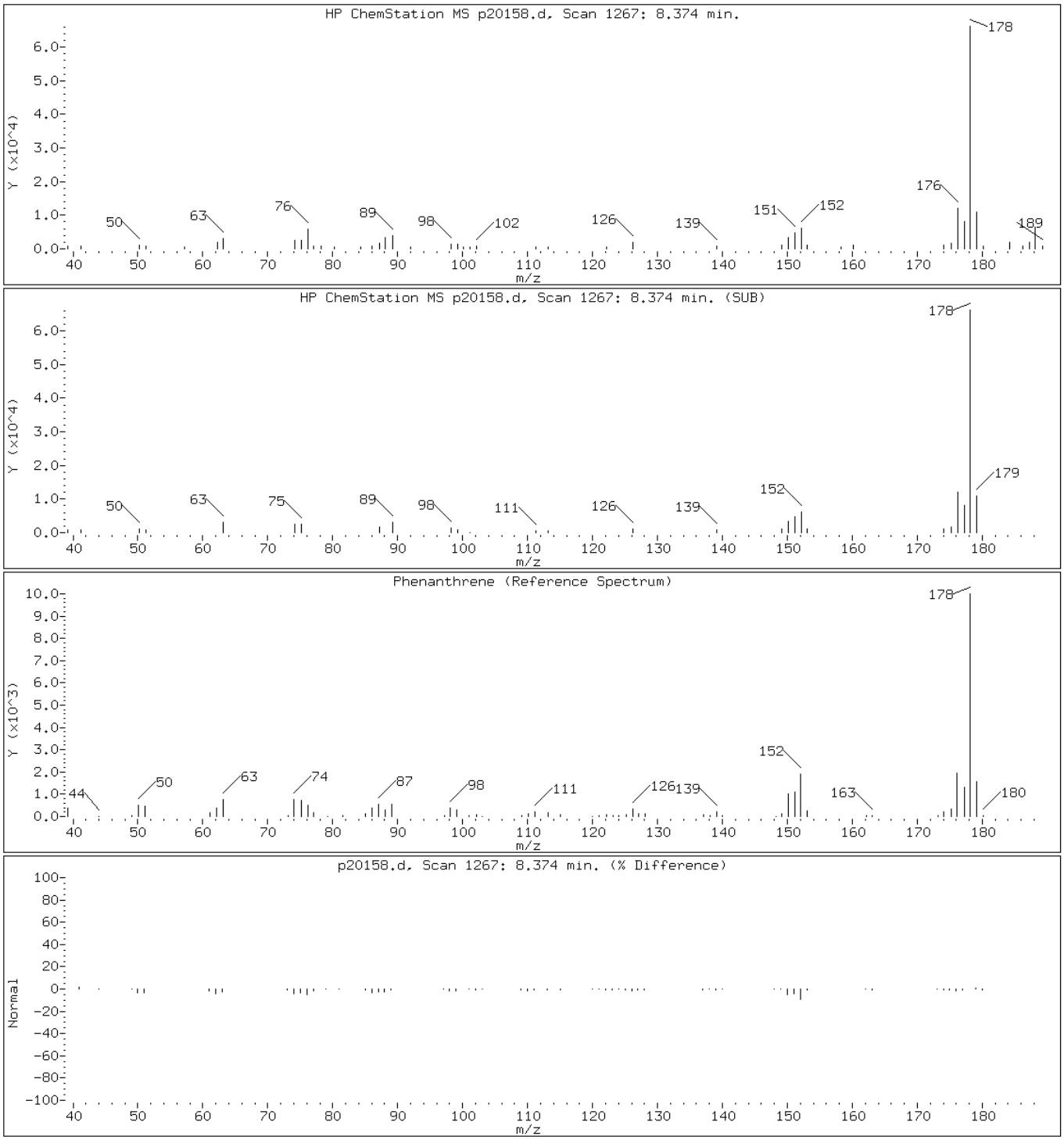

Data File: p20158.d

Date: 11-OCT-2011 19:44

Client ID: NH-01-C Instrument: BNAMS10.i

Sample Info: 460-32109-A-1-C Operator: BNAMS 4

57 Pyrene

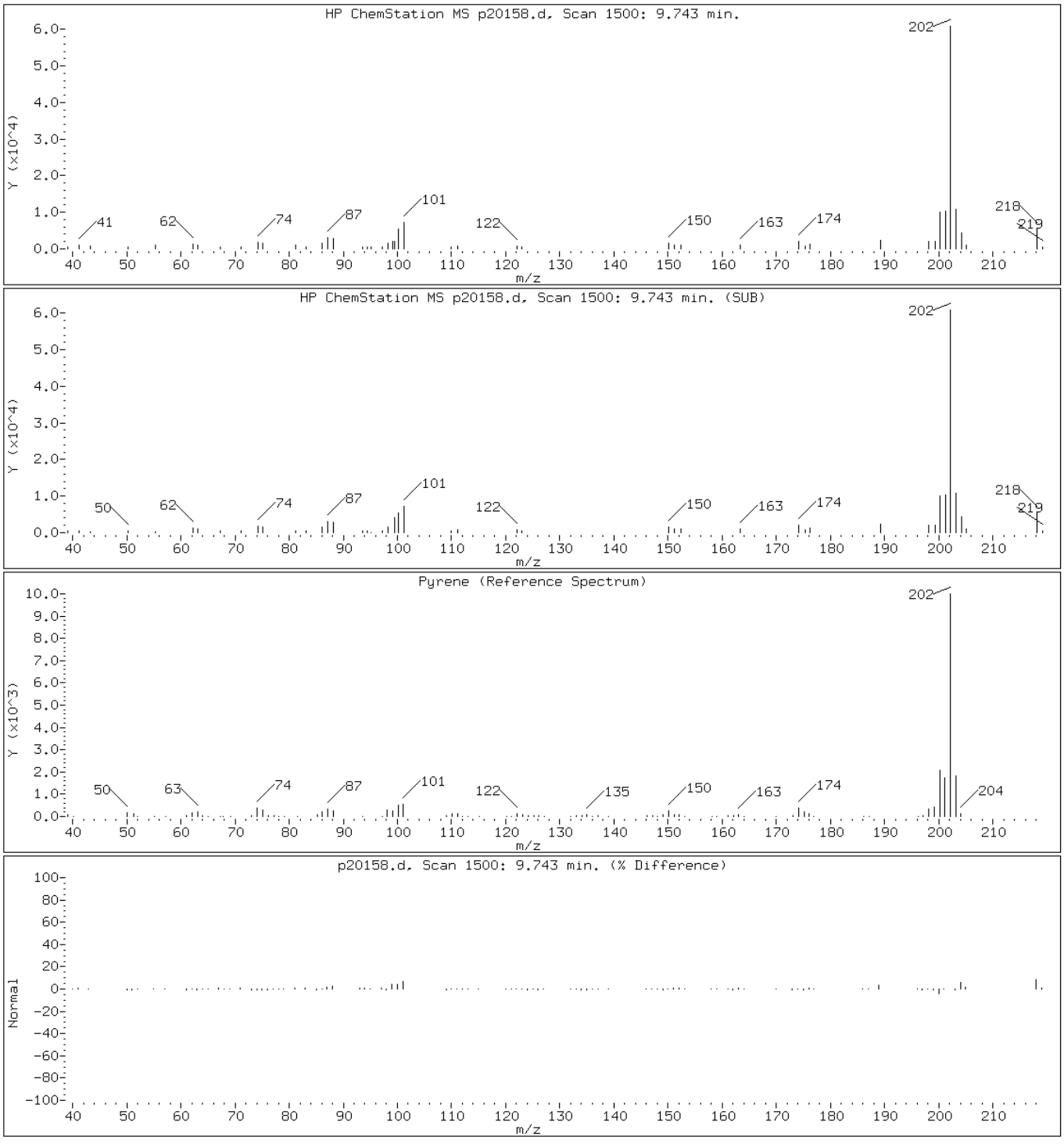

FORM VI
GC/MS SEMI VOA INITIAL CALIBRATION DATA
INTERNAL STANDARD CURVE EVALUTION

Lab Name: TestAmerica Edison Job No.: 460-32109-1 Analy Batch No.: 89094

SDG No.:

Instrument ID: BNAMS10 GC Column: Rtx-5MS ID: 0.25(mm) Heated Purge: (Y/N) N

Calibration Start Date: 10/10/2011 12:55 Calibration End Date: 10/10/2011 15:04 Calibration ID: 12645

Calibration Files:

LEVEL:	LAB SAMPLE ID:	LAB FILE ID:
Level 1	IC 460-89094/4	p20112.d
Level 2	IC 460-89094/7	p20115.d
Level 3	IC 460-89094/6	p20114.d
Level 4	ICIS 460-89094/2	p20110.d
Level 5	IC 460-89094/5	p20113.d
Level 6	IC 460-89094/3	p20111.d

ANALYTE	RRF					CURVE TYPE	COEFFICIENT			#	MIN RRF	%RSD	#	MAX %RSD	R^2 OR COD	#	MIN R^2 OR COD
	LVL 1 LVL 6	LVL 2	LVL 3	LVL 4	LVL 5		B	M1	M2								
1,4-Dioxane	0.8335 0.6642	0.9034	0.8843	0.6691	0.8418	Ave		0.7994				13.3		15.0			
N-Nitrosodimethylamine	0.9724 0.8447	0.9736	0.9955	0.9001	0.9172	Ave		0.9339				6.1		15.0			
Pyridine	1.7597 1.4322	1.8234	1.7753	1.5547	1.5646	Ave		1.6517				9.4		15.0			
2,3,7,8-TCDD (Screen)	+++++ +++++	+++++	+++++	0.1501	+++++	Ave		0.1501						15.0			
Benzaldehyde	0.9784 +++++	0.6627	0.5184	0.4402	0.2441	Ave		0.5688				48.2	*	15.0			
Aniline	1.8392 1.4949	1.8207	1.7499	1.6840	1.5020	Ave		1.6818				9.1		15.0			
Phenol	1.6983 1.3479	1.5832	1.4931	1.4448	1.2069	Ave		1.4623				11.8		30.0			
Bis(2-chloroethyl)ether	1.4419 1.2544	1.1844	1.1617	1.1866	1.1550	Ave		1.2307				8.9		15.0			
2-Chlorophenol	1.2858 1.0420	1.3109	1.2130	1.1872	1.0721	Ave		1.1851				9.2		15.0			
Decane	0.9884 1.1637	1.0148	1.0291	1.0592	1.1056	Ave		1.0601				6.1		15.0			
1,3-Dichlorobenzene	1.5663 1.5938	1.5884	1.5237	1.5532	1.5762	Ave		1.5669				1.6		15.0			
1,4-Dichlorobenzene	1.5831 1.5954	1.5795	1.5465	1.5785	1.5856	Ave		1.5781				1.1		30.0			
Benzyl alcohol	0.6557 0.6430	0.6704	0.6584	0.7132	0.6368	Ave		0.6629				4.1		15.0			
1,2-Dichlorobenzene	1.5084 1.4920	1.4551	1.4201	1.4924	1.4924	Ave		1.4767				2.2		15.0			
bis (2-chloroisopropyl) ether	0.9418 0.9432	0.9410	0.9407	0.9378	0.9312	Ave		0.9393				0.5		15.0			

Note: The m1 coefficient is the same as Ave RRF for an Ave curve type.

FORM VI
GC/MS SEMI VOA INITIAL CALIBRATION DATA
INTERNAL STANDARD CURVE EVALUTION

Lab Name: TestAmerica Edison Job No.: 460-32109-1 Analy Batch No.: 89094

SDG No.:

Instrument ID: BNAMS10 GC Column: Rtx-5MS ID: 0.25(mm) Heated Purge: (Y/N) N

Calibration Start Date: 10/10/2011 12:55 Calibration End Date: 10/10/2011 15:04 Calibration ID: 12645

ANALYTE	RRF					CURVE TYPE	COEFFICIENT			#	MIN RRF	%RSD	#	MAX %RSD	R^2 OR COD	#	MIN R^2 OR COD
	LVL 1 LVL 6	LVL 2	LVL 3	LVL 4	LVL 5		B	M1	M2								
2-Methylphenol	1.1537 0.8951	1.0710	1.0129	1.0304	0.9052	Ave		1.0114				9.8		15.0			
o-Toluidine	1.4292 1.3178	1.4121	1.4067	1.4085	1.3039	Ave		1.3797				3.9		15.0			
Acetophenone	1.8041 1.5185	1.5711	1.6256	1.5833	1.4735	Ave		1.5960				7.2		15.0			
N-Nitrosodi-n-propylamine	0.9030 0.8289	0.8727	0.8628	0.8270	0.7781	Ave		0.8454			0.0500	5.2		15.0			
3 & 4 Methylphenol	1.2224 1.0287	1.2293	1.1185	1.1372	0.9793	Ave		1.1193				9.0		15.0			
4-Methylphenol	1.2263 1.0132	1.2137	1.1025	1.1303	0.9793	Ave		1.1109				9.1		15.0			
Hexachloroethane	0.6095 0.6211	0.6175	0.5990	0.5984	0.6024	Ave		0.6080				1.6		15.0			
Nitrobenzene	0.6667 0.6223	0.6506	0.6265	0.6387	0.6354	Ave		0.6400				2.6		15.0			
n,n'-Dimethylaniline	1.6367 1.6683	1.7234	1.7005	1.7038	1.6170	Ave		1.6749				2.5		15.0			
Isophorone	0.6949 0.6204	0.6889	0.6592	0.6562	0.6202	Ave		0.6566				4.9		15.0			
2-Nitrophenol	0.2139 0.2023	0.2046	0.1996	0.2086	0.2010	Ave		0.2050				2.6		30.0			
2,4-Dimethylphenol	0.3365 0.2986	0.3340	0.3196	0.3179	0.2933	Ave		0.3167				5.6		15.0			
Bis(2-chloroethoxy)methane	0.3837 0.3855	0.3879	0.3710	0.3861	0.3885	Ave		0.3838				1.7		15.0			
Benzoic acid	0.1396 0.1673	0.1517	0.1355	0.1760	0.1457	Ave		0.1526				10.4		15.0			
2,4-Dichlorophenol	0.3078 0.2914	0.3204	0.3079	0.3086	0.2896	Ave		0.3043				3.8		30.0			
1,2,4-Trichlorobenzene	0.3428 0.3814	0.3982	0.3715	0.3723	0.3909	Ave		0.3762				5.2		15.0			
Naphthalene	1.0285 0.9747	1.0779	1.0188	1.0231	1.0245	Ave		1.0246				3.2		15.0			
4-Chloroaniline	0.3481 0.3417	0.3660	0.3445	0.3503	0.3365	Ave		0.3479				2.9		15.0			
Hexachlorobutadiene	0.2423 0.2566	0.2498	0.2360	0.2437	0.2596	Ave		0.2480				3.6		30.0			
Caprolactam	0.0648 0.0647	0.0631	0.0688	0.0726	0.0734	Ave		0.0679				6.4		15.0			

Note: The m1 coefficient is the same as Ave RRF for an Ave curve type.

FORM VI
GC/MS SEMI VOA INITIAL CALIBRATION DATA
INTERNAL STANDARD CURVE EVALUTION

Lab Name: TestAmerica Edison Job No.: 460-32109-1 Analy Batch No.: 89094

SDG No.:

Instrument ID: BNAMS10 GC Column: Rtx-5MS ID: 0.25(mm) Heated Purge: (Y/N) N

Calibration Start Date: 10/10/2011 12:55 Calibration End Date: 10/10/2011 15:04 Calibration ID: 12645

ANALYTE	RRF					CURVE TYPE	COEFFICIENT			#	MIN RRF	%RSD	#	MAX %RSD	R^2 OR COD	#	MIN R^2 OR COD
	LVL 1 LVL 6	LVL 2	LVL 3	LVL 4	LVL 5		B	M1	M2								
4-Chloro-3-methylphenol	0.2988 0.2491	0.2904	0.2669	0.2711	0.2535	Ave		0.2716				7.3		30.0			
2-Methylnaphthalene	0.6490 0.6453	0.6707	0.6294	0.6418	0.6454	Ave		0.6469				2.1		15.0			
1-Methylnaphthalene	0.6590 0.6487	0.6442	0.6652	0.6644	0.6538	Ave		0.6559				1.3		15.0			
Hexachlorocyclopentadiene	0.3698 0.4764	0.3535	0.3948	0.4821	0.4453	Ave		0.4203			0.0500	13.1		15.0			
1,2,4,5-Tetrachlorobenzene	0.6689 0.7531	0.6806	0.7309	0.7471	0.7251	Ave		0.7176				4.9		30.0			
2-tertbutyl-4-methylphenol	0.4749 0.4362	0.4628	0.4610	0.4499	0.4392	Ave		0.4540				3.3		15.0			
2,4,6-Trichlorophenol	0.4061 0.3964	0.4019	0.3842	0.4094	0.3787	Ave		0.3961				3.1		30.0			
2,4,5-Trichlorophenol	0.3926 0.3883	0.4276	0.3855	0.4133	0.3840	Ave		0.3985				4.5		15.0			
Diphenyl	1.5891 1.5617	1.5267	1.5399	1.6057	1.5406	Ave		1.5606				2.0		15.0			
2-Chloronaphthalene	1.1402 1.2515	1.2361	1.1695	1.2632	1.2284	Ave		1.2148				4.0		15.0			
Diphenyl ether	0.8535 0.8779	0.8512	0.8334	0.8811	0.8629	Ave		0.8600				2.1		15.0			
2-Nitroaniline	0.3971 0.4215	0.4411	0.4427	0.4443	0.4223	Ave		0.4282				4.3		15.0			
Dimethylnaphthalene, total	0.9389 1.0001	0.9557	0.9832	1.0126	0.9807	Ave		0.9785				2.8		15.0			
Coumarin	0.1829 0.1608	0.1613	0.1756	0.1716	0.1716	Ave		0.1706				5.0		15.0			
Dimethyl phthalate	1.1418 1.0646	1.0976	1.0959	1.1144	1.0880	Ave		1.1004				2.4		15.0			
2,6-Dinitrotoluene	0.2510 0.2438	0.2543	0.2546	0.2578	0.2497	Ave		0.2519				1.9		15.0			
Acenaphthylene	1.7231 1.5468	1.7510	1.6784	1.6932	1.5710	Ave		1.6606				5.0		15.0			
3-Nitroaniline	0.2562 0.2356	0.2419	0.2589	0.2631	0.2597	Ave		0.2526				4.4		15.0			
Acenaphthene	0.9841 1.0408	1.0279	1.0127	1.0454	1.0145	Ave		1.0209				2.2		30.0			
3,5-di-tert-butyl-4-hydroxytol	1.1068 1.1790	1.1221	1.1786	1.1902	1.1752	Ave		1.1587				3.0		15.0			

Note: The m1 coefficient is the same as Ave RRF for an Ave curve type.

FORM VI
GC/MS SEMI VOA INITIAL CALIBRATION DATA
INTERNAL STANDARD CURVE EVALUTION

Lab Name: TestAmerica Edison Job No.: 460-32109-1 Analy Batch No.: 89094

SDG No.:

Instrument ID: BNAMS10 GC Column: Rtx-5MS ID: 0.25(mm) Heated Purge: (Y/N) N

Calibration Start Date: 10/10/2011 12:55 Calibration End Date: 10/10/2011 15:04 Calibration ID: 12645

ANALYTE	RRF					CURVE TYPE	COEFFICIENT			#	MIN RRF	%RSD	#	MAX %RSD	R^2 OR COD	#	MIN R^2 OR COD
	LVL 1 LVL 6	LVL 2	LVL 3	LVL 4	LVL 5		B	M1	M2								
2,4-Dinitrophenol	0.1036 0.1428	0.1089	0.1403	0.1524	0.1422	LinF		0.1429							0.9938		0.9900
4-Nitrophenol	0.1918 0.1854	0.1934	0.2361	0.2331	0.2102	Ave		0.2083			0.0500	10.5		15.0			
Dibenzofuran	1.5335 1.4464	1.5218	1.4804	1.4877	1.4496	Ave		1.4866				2.4		15.0			
2,4-Dinitrotoluene	0.2988 0.2848	0.2840	0.3175	0.3308	0.3128	Ave		0.3048				6.2		15.0			
1-Naphthylamine	0.8699 0.7652	0.7857	0.8782	0.8605	0.8202	Ave		0.8300				5.7		30.0			
2,3,4,6-Tetrachlorophenol	0.2684 0.2619	0.2491	0.2506	0.2836	0.2759	Ave		0.2649				5.2		30.0			
2-Naphthylamine	0.8146 0.7545	0.8347	0.8825	0.8491	0.8214	Ave		0.8261				5.2		15.0			
Diethyl phthalate	1.0154 0.9419	0.9763	1.0251	1.0347	1.0130	Ave		1.0011				3.5		15.0			
Fluorene	1.1655 1.1247	1.1810	1.1520	1.1907	1.1562	Ave		1.1617				2.0		15.0			
4-Chlorophenyl phenyl ether	0.6065 0.5935	0.6056	0.5808	0.6033	0.5991	Ave		0.5981				1.6		15.0			
4-Nitroaniline	0.2167 0.1885	0.2057	0.2334	0.2218	0.2046	Ave		0.2118				7.4		15.0			
4,6-Dinitro-2-methylphenol	0.1267 0.1508	0.1347	0.1426	0.1494	0.1479	Ave		0.1420				6.7		15.0			
N-Nitrosodiphenylamine	0.6366 0.6303	0.6233	0.5360	0.5905	0.6157	Ave		0.6054				6.2		30.0			
1,2-Diphenylhydrazine	0.9702 1.1681	1.1913	1.0646	1.0704	1.1043	Ave		1.0948				7.3		15.0			
4-Bromophenyl phenyl ether	0.2574 0.2804	0.2579	0.2300	0.2558	0.2608	Ave		0.2570				6.3		15.0			
Hexachlorobenzene	0.2649 0.2759	0.2663	0.2404	0.2517	0.2604	Ave		0.2599				4.8		15.0			
Atrazine	0.2111 0.1898	0.2060	0.2165	0.2105	0.2013	Ave		0.2059				4.6		15.0			
Pentachlorophenol	0.1208 0.1443	0.1216	0.1340	0.1452	0.1423	Ave		0.1347				8.3		30.0			
n-Octadecane	0.3952 0.5377	0.3974	0.3754	0.3991	0.4676	Ave		0.4288				14.5		15.0			
Phenanthrene	1.1256 1.0571	1.0938	1.0678	1.0754	1.0669	Ave		1.0811				2.3		15.0			

Note: The m1 coefficient is the same as Ave RRF for an Ave curve type.

FORM VI
GC/MS SEMI VOA INITIAL CALIBRATION DATA
INTERNAL STANDARD CURVE EVALUTION

Lab Name: TestAmerica Edison Job No.: 460-32109-1 Analy Batch No.: 89094

SDG No.:

Instrument ID: BNAMS10 GC Column: Rtx-5MS ID: 0.25(mm) Heated Purge: (Y/N) N

Calibration Start Date: 10/10/2011 12:55 Calibration End Date: 10/10/2011 15:04 Calibration ID: 12645

ANALYTE	RRF					CURVE TYPE	COEFFICIENT			#	MIN RRF	%RSD	#	MAX %RSD	R^2 OR COD	#	MIN R^2 OR COD
	LVL 1 LVL 6	LVL 2	LVL 3	LVL 4	LVL 5		B	M1	M2								
Anthracene	1.1456 1.0619	1.1285	1.0911	1.1318	1.0891	Ave		1.1080				2.9		15.0			
Carbazole	0.8775 0.8669	0.9289	0.9127	0.9415	0.8952	Ave		0.9038				3.2		15.0			
Di-n-butyl phthalate	1.0184 1.0886	1.0707	1.1215	1.1438	1.1277	Ave		1.0951				4.2		15.0			
Fluoranthene	0.9948 1.0215	1.0658	1.0690	1.0798	1.0037	Ave		1.0391				3.5		30.0			
Benzidine	0.2560 +++++	0.4511	0.2733	0.1742	0.0890	Ave		0.2487				54.2	*	15.0			
Pyrene	1.5343 1.3797	1.3519	1.4845	1.4574	1.3652	Ave		1.4288				5.2		15.0			
Butyl benzyl phthalate	0.6481 0.5943	0.5669	0.6103	0.5913	0.5760	Ave		0.5978				4.8		15.0			
Carbamazepine	0.5300 0.5460	0.5273	0.5277	0.5557	0.5430	Ave		0.5383				2.2		15.0			
3,3'-Dichlorobenzidine	0.4434 0.4104	0.4512	0.4136	0.4296	0.4116	Ave		0.4266				4.1		15.0			
Benzo[a]anthracene	1.4448 1.1580	1.1795	1.1408	1.1540	1.1435	Ave		1.2034				9.9		15.0			
Chrysene	1.1001 1.0274	1.1388	1.0510	1.0823	1.0596	Ave		1.0765				3.7		15.0			
Bis(2-ethylhexyl) phthalate	0.8684 0.7833	0.7996	0.8281	0.7952	0.7575	Ave		0.8053				4.8		15.0			
Di-n-octyl phthalate	1.5124 1.4320	1.4610	1.4631	1.4898	1.5079	Ave		1.4777				2.1		30.0			
Benzo[b]fluoranthene	1.0897 1.2454	1.1979	1.1896	1.2523	1.1899	Ave		1.1941				4.9		15.0			
Benzo[k]fluoranthene	1.2467 1.2701	1.2359	1.2687	1.2331	1.3047	Ave		1.2599				2.1		15.0			
Benzo[a]pyrene	0.9845 1.0547	0.9936	1.0139	1.0656	1.0410	Ave		1.0256				3.2		30.0			
Indeno[1,2,3-cd]pyrene	0.7677 1.0833	0.9233	0.9382	1.0085	1.0519	Ave		0.9622				11.8		15.0			
Dibenz(a,h)anthracene	0.7387 1.0620	0.9820	0.9328	0.9984	1.0360	Ave		0.9583				12.2		15.0			
Benzo[g,h,i]perylene	1.0276 1.0953	1.0635	0.9844	1.0250	1.0622	Ave		1.0430				3.7		15.0			
2-Fluorophenol	1.2909 1.0805	1.2282	1.3634	1.2508	1.1238	Ave		1.2229				8.6		15.0			

Note: The m1 coefficient is the same as Ave RRF for an Ave curve type.

FORM VI
GC/MS SEMI VOA INITIAL CALIBRATION DATA
INTERNAL STANDARD CURVE EVALUTION

Lab Name: TestAmerica Edison Job No.: 460-32109-1 Analy Batch No.: 89094

SDG No.:

Instrument ID: BNAMS10 GC Column: Rtx-5MS ID: 0.25(mm) Heated Purge: (Y/N) N

Calibration Start Date: 10/10/2011 12:55 Calibration End Date: 10/10/2011 15:04 Calibration ID: 12645

ANALYTE	RRF					CURVE TYPE	COEFFICIENT			#	MIN RRF	%RSD	#	MAX %RSD	R^2 OR COD	#	MIN R^2 OR COD
	LVL 1 LVL 6	LVL 2	LVL 3	LVL 4	LVL 5		B	M1	M2								
Phenol-d5	1.6030 1.3274	1.4981	1.5209	1.4453	1.2482	Ave		1.4405				9.1		15.0			
Nitrobenzene-d5	0.4643 0.4452	0.4520	0.4741	0.4562	0.4575	Ave		0.4582				2.2		15.0			
2-Fluorobiphenyl	1.3573 1.4121	1.3934	1.4397	1.4392	1.3901	Ave		1.4053				2.3		15.0			
2,4,6-Tribromophenol	0.1607 0.1618	0.1506	0.1739	0.1749	0.1634	Ave		0.1642				5.5		15.0			
Terphenyl-d14	0.9924 0.9759	0.9232	1.0275	0.9999	0.9596	Ave		0.9797				3.7		15.0			

Note: The m1 coefficient is the same as Ave RRF for an Ave curve type.

FORM VI
GC/MS SEMI VOA INITIAL CALIBRATION DATA
INTERNAL STANDARD RESPONSE AND CONCENTRATION

Lab Name: TestAmerica Edison Job No.: 460-32109-1 Analy Batch No.: 89094

SDG No.:

Instrument ID: BNAMS10 GC Column: Rtx-5MS ID: 0.25(mm) Heated Purge: (Y/N) N

Calibration Start Date: 10/10/2011 12:55 Calibration End Date: 10/10/2011 15:04 Calibration ID: 12645

Calibration Files:

LEVEL:	LAB SAMPLE ID:	LAB FILE ID:
Level 1	IC 460-89094/4	p20112.d
Level 2	IC 460-89094/7	p20115.d
Level 3	IC 460-89094/6	p20114.d
Level 4	ICIS 460-89094/2	p20110.d
Level 5	IC 460-89094/5	p20113.d
Level 6	IC 460-89094/3	p20111.d

ANALYTE	IS REF	CURVE TYPE	RESPONSE					CONCENTRATION (UG/ML)				
			LVL 1 LVL 6	LVL 2	LVL 3	LVL 4	LVL 5	LVL 1 LVL 6	LVL 2	LVL 3	LVL 4	LVL 5
1,4-Dioxane	DCB	Ave	56311 944220	114098	215159	463710	807380	5.00 120	10.0	20.0	50.0	80.0
N-Nitrosodimethylamine	DCB	Ave	65699 1200682	122974	242222	623856	879651	5.00 120	10.0	20.0	50.0	80.0
Pyridine	DCB	Ave	118890 2035883	230309	431959	1077505	1500619	5.00 120	10.0	20.0	50.0	80.0
2,3,7,8-TCDD (Screen)	CRY	Ave	+++++ +++++	+++++	+++++	1364	+++++	+++++ +++++	+++++	+++++	0.500	+++++
Benzaldehyde	DCB	Ave	66102 +++++	83700	126124	305107	234149	5.00 +++++	10.0	20.0	50.0	80.0
Aniline	DCB	Ave	124262 2124948	229963	425762	1167105	1440601	5.00 120	10.0	20.0	50.0	80.0
Phenol	DCB	Ave	114739 1915964	199965	363293	1001329	1157502	5.00 120	10.0	20.0	50.0	80.0
Bis(2-chloroethyl)ether	DCB	Ave	9742 1783147	149595	282668	822424	1107726	0.500 120	10.0	20.0	50.0	80.0
2-Chlorophenol	DCB	Ave	86872 1481164	165566	295131	822782	1028263	5.00 120	10.0	20.0	50.0	80.0
Decane	DCB	Ave	66781 1654224	128170	250384	734088	1060368	5.00 120	10.0	20.0	50.0	80.0
1,3-Dichlorobenzene	DCB	Ave	105822 2265519	200617	370733	1076466	1511700	5.00 120	10.0	20.0	50.0	80.0
1,4-Dichlorobenzene	DCB	Ave	106961 2267824	199494	376280	1093997	1520755	5.00 120	10.0	20.0	50.0	80.0
Benzyl alcohol	DCB	Ave	44300 913988	84679	160189	494322	610735	5.00 120	10.0	20.0	50.0	80.0
1,2-Dichlorobenzene	DCB	Ave	101911 2120894	183779	345520	1034322	1431383	5.00 120	10.0	20.0	50.0	80.0
bis (2-chloroisopropyl) ether	DCB	Ave	63631 1340791	118858	228874	649974	893150	5.00 120	10.0	20.0	50.0	80.0
2-Methylphenol	DCB	Ave	77946 1272314	135277	246462	714159	868153	5.00 120	10.0	20.0	50.0	80.0

FORM VI
GC/MS SEMI VOA INITIAL CALIBRATION DATA
INTERNAL STANDARD RESPONSE AND CONCENTRATION

Lab Name: TestAmerica Edison Job No.: 460-32109-1 Analy Batch No.: 89094

SDG No.:

Instrument ID: BNAMS10 GC Column: Rtx-5MS ID: 0.25(mm) Heated Purge: (Y/N) N

Calibration Start Date: 10/10/2011 12:55 Calibration End Date: 10/10/2011 15:04 Calibration ID: 12645

ANALYTE	IS REF	CURVE TYPE	RESPONSE					CONCENTRATION (UG/ML)				
			LVL 1 LVL 6	LVL 2	LVL 3	LVL 4	LVL 5	LVL 1 LVL 6	LVL 2	LVL 3	LVL 4	LVL 5
o-Toluidine	DCB	Ave	96557 1873209	178356	342259	976213	1250527	5.00 120	10.0	20.0	50.0	80.0
Acetophenone	DCB	Ave	121887 2158567	198439	395522	1097374	1413244	5.00 120	10.0	20.0	50.0	80.0
N-Nitrosodi-n-propylamine	DCB	Ave	6101 1178323	110223	209925	573169	746235	0.500 120	10.0	20.0	50.0	80.0
3 & 4 Methylphenol	DCB	Ave	82590 1462335	155269	272142	788193	939246	5.00 120	10.0	20.0	50.0	80.0
4-Methylphenol	DCB	Ave	82849 1440260	153296	268244	783399	939246	5.00 120	10.0	20.0	50.0	80.0
Hexachloroethane	DCB	Ave	4118 882869	77988	145748	414705	577758	0.500 120	10.0	20.0	50.0	80.0
Nitrobenzene	NPT	Ave	14242 2501873	242842	448687	1288045	1673300	0.500 120	10.0	20.0	50.0	80.0
n,n'-Dimethylaniline	DCB	Ave	11058 2371427	217669	413743	1180885	1550848	0.500 120	10.0	20.0	50.0	80.0
Isophorone	NPT	Ave	148439 2494233	257135	472129	1323380	1633407	5.00 120	10.0	20.0	50.0	80.0
2-Nitrophenol	NPT	Ave	45687 813173	76369	142991	420667	529368	5.00 120	10.0	20.0	50.0	80.0
2,4-Dimethylphenol	NPT	Ave	71876 1200667	124666	228915	641023	772540	5.00 120	10.0	20.0	50.0	80.0
Bis(2-chloroethoxy)methane	NPT	Ave	81962 1550050	144769	265752	778636	1023239	5.00 120	10.0	20.0	50.0	80.0
Benzoic acid	NPT	Ave	29828 672523	56625	97069	354921	383809	5.00 120	10.0	20.0	50.0	80.0
2,4-Dichlorophenol	NPT	Ave	65745 1171572	119590	220499	622302	762623	5.00 120	10.0	20.0	50.0	80.0
1,2,4-Trichlorobenzene	NPT	Ave	7323 1533372	148625	266056	750808	1029546	0.500 120	10.0	20.0	50.0	80.0
Naphthalene	NPT	Ave	219687 3918734	402341	729669	2063115	2698098	5.00 120	10.0	20.0	50.0	80.0
4-Chloroaniline	NPT	Ave	74350 1373982	136619	246758	706474	886244	5.00 120	10.0	20.0	50.0	80.0
Hexachlorobutadiene	NPT	Ave	10353 1031527	93255	169033	491454	683564	1.00 120	10.0	20.0	50.0	80.0
Caprolactam	NPT	Ave	13840 260256	23556	49278	146383	193238	5.00 120	10.0	20.0	50.0	80.0
4-Chloro-3-methylphenol	NPT	Ave	63831 1001313	108381	191164	546640	667592	5.00 120	10.0	20.0	50.0	80.0
2-Methylnaphthalene	NPT	Ave	138636 2594554	250333	450802	1294164	1699676	5.00 120	10.0	20.0	50.0	80.0

FORM VI
GC/MS SEMI VOA INITIAL CALIBRATION DATA
INTERNAL STANDARD RESPONSE AND CONCENTRATION

Lab Name: TestAmerica Edison Job No.: 460-32109-1 Analy Batch No.: 89094

SDG No.:

Instrument ID: BNAMS10 GC Column: Rtx-5MS ID: 0.25(mm) Heated Purge: (Y/N) N

Calibration Start Date: 10/10/2011 12:55 Calibration End Date: 10/10/2011 15:04 Calibration ID: 12645

ANALYTE	IS REF	CURVE TYPE	RESPONSE					CONCENTRATION (UG/ML)				
			LVL 1 LVL 6	LVL 2	LVL 3	LVL 4	LVL 5	LVL 1 LVL 6	LVL 2	LVL 3	LVL 4	LVL 5
1-Methylnaphthalene	NPT	Ave	140759 2608078	240434	476447	1339827	1721979	5.00 120	10.0	20.0	50.0	80.0
Hexachlorocyclopentadiene	ANT	Ave	41311 924135	66266	138445	453619	574904	5.00 120	10.0	20.0	50.0	80.0
1,2,4,5-Tetrachlorobenzene	ANT	Ave	74713 1460928	127582	256293	702964	936062	5.00 120	10.0	20.0	50.0	80.0
2-tertbutyl-4-methylphenol	NPT	Ave	101440 1753852	172740	330207	907183	1156566	5.00 120	10.0	20.0	50.0	80.0
2,4,6-Trichlorophenol	ANT	Ave	45358 768918	75338	134725	385188	488895	5.00 120	10.0	20.0	50.0	80.0
2,4,5-Trichlorophenol	ANT	Ave	43852 753277	80144	135191	388846	495697	5.00 120	10.0	20.0	50.0	80.0
Diphenyl	ANT	Ave	177501 3029548	286171	540001	1510864	1988794	5.00 120	10.0	20.0	50.0	80.0
2-Chloronaphthalene	ANT	Ave	127366 2427815	231694	410097	1188547	1585764	5.00 120	10.0	20.0	50.0	80.0
Diphenyl ether	ANT	Ave	95335 1703056	159559	292253	829031	1113885	5.00 120	10.0	20.0	50.0	80.0
2-Nitroaniline	ANT	Ave	88704 817674	82674	155234	418054	545208	10.0 120	10.0	20.0	50.0	80.0
Dimethylnaphthalene, total	ANT	Ave	104872 1940087	179134	344787	952825	1266011	5.00 120	10.0	20.0	50.0	80.0
Coumarin	NPT	Ave	39072 646400	60208	125784	346131	451851	5.00 120	10.0	20.0	50.0	80.0
Dimethyl phthalate	ANT	Ave	127544 2065240	205737	384299	1048568	1404471	5.00 120	10.0	20.0	50.0	80.0
2,6-Dinitrotoluene	ANT	Ave	5608 472945	47668	89284	242578	322315	1.00 120	10.0	20.0	50.0	80.0
Acenaphthylene	ANT	Ave	192468 3000608	328218	588562	1593198	2027951	5.00 120	10.0	20.0	50.0	80.0
3-Nitroaniline	ANT	Ave	57240 456976	45337	90783	247554	335209	10.0 120	10.0	20.0	50.0	80.0
Acenaphthene	ANT	Ave	109927 2019143	192668	355102	983685	1309662	5.00 120	10.0	20.0	50.0	80.0
3,5-di-tert-butyl-4-hydroxytol	ANT	Ave	123633 2287080	210341	413300	1119879	1517089	5.00 120	10.0	20.0	50.0	80.0
2,4-Dinitrophenol	ANT	LinF	34721 276934	40814	73801	143354	183591	15.0 120	20.0	30.0	50.0	80.0
4-Nitrophenol	ANT	Ave	64282 359614	72500	124208	219287	271352	15.0 120	20.0	30.0	50.0	80.0
Dibenzofuran	ANT	Ave	171290 2805996	285263	519133	1399798	1871291	5.00 120	10.0	20.0	50.0	80.0

FORM VI
GC/MS SEMI VOA INITIAL CALIBRATION DATA
INTERNAL STANDARD RESPONSE AND CONCENTRATION

Lab Name: TestAmerica Edison Job No.: 460-32109-1 Analy Batch No.: 89094

SDG No.:

Instrument ID: BNAMS10 GC Column: Rtx-5MS ID: 0.25(mm) Heated Purge: (Y/N) N

Calibration Start Date: 10/10/2011 12:55 Calibration End Date: 10/10/2011 15:04 Calibration ID: 12645

ANALYTE	IS REF	CURVE TYPE	RESPONSE					CONCENTRATION (UG/ML)				
			LVL 1 LVL 6	LVL 2	LVL 3	LVL 4	LVL 5	LVL 1 LVL 6	LVL 2	LVL 3	LVL 4	LVL 5
2,4-Dinitrotoluene	ANT	Ave	6676 552478	53235	111335	311301	403793	1.00 120	10.0	20.0	50.0	80.0
1-Naphthylamine	ANT	Ave	97172 1484420	147268	307957	809697	1058835	5.00 120	10.0	20.0	50.0	80.0
2,3,4,6-Tetrachlorophenol	ANT	Ave	29975 508079	46684	87878	266814	356135	5.00 120	10.0	20.0	50.0	80.0
2-Naphthylamine	ANT	Ave	90988 1463576	156453	309457	798931	1060369	5.00 120	10.0	20.0	50.0	80.0
Diethyl phthalate	ANT	Ave	113417 1827288	183004	359454	973607	1307691	5.00 120	10.0	20.0	50.0	80.0
Fluorene	ANT	Ave	130183 2181844	221383	403950	1120382	1492592	5.00 120	10.0	20.0	50.0	80.0
4-Chlorophenyl phenyl ether	ANT	Ave	67752 1151413	113519	203654	567627	773334	5.00 120	10.0	20.0	50.0	80.0
4-Nitroaniline	ANT	Ave	48402 365596	38561	81857	208719	264131	10.0 120	10.0	20.0	50.0	80.0
4,6-Dinitro-2-methylphenol	PHN	Ave	52398 329936	60815	102560	185366	237994	15.0 120	20.0	30.0	50.0	80.0
N-Nitrosodiphenylamine	PHN	Ave	87780 1378768	140656	256987	732617	990552	5.00 120	10.0	20.0	50.0	80.0
1,2-Diphenylhydrazine	PHN	Ave	133775 2554953	268824	510427	1327855	1776675	5.00 120	10.0	20.0	50.0	80.0
4-Bromophenyl phenyl ether	PHN	Ave	35494 613388	58187	110255	317340	419562	5.00 120	10.0	20.0	50.0	80.0
Hexachlorobenzene	PHN	Ave	3652 603562	60098	115282	312239	418914	0.500 120	10.0	20.0	50.0	80.0
Atrazine	PHN	Ave	29111 415147	46488	103798	261142	323859	5.00 120	10.0	20.0	50.0	80.0
Pentachlorophenol	PHN	Ave	49975 315585	54901	96354	180132	228950	15.0 120	20.0	30.0	50.0	80.0
n-Octadecane	PHN	Ave	54498 1176213	89674	179984	495147	752407	5.00 120	10.0	20.0	50.0	80.0
Phenanthrene	PHN	Ave	155204 2312231	246825	511965	1334071	1716597	5.00 120	10.0	20.0	50.0	80.0
Anthracene	PHN	Ave	157959 2322833	254660	523145	1404032	1752295	5.00 120	10.0	20.0	50.0	80.0
Carbazole	PHN	Ave	120994 1896138	209612	437605	1167965	1440229	5.00 120	10.0	20.0	50.0	80.0
Di-n-butyl phthalate	PHN	Ave	140432 2381076	241622	537732	1418945	1814311	5.00 120	10.0	20.0	50.0	80.0
Fluoranthene	PHN	Ave	137173 2234445	240515	512559	1339540	1614865	5.00 120	10.0	20.0	50.0	80.0

FORM VI
GC/MS SEMI VOA INITIAL CALIBRATION DATA
INTERNAL STANDARD RESPONSE AND CONCENTRATION

Lab Name: TestAmerica Edison Job No.: 460-32109-1 Analy Batch No.: 89094

SDG No.:

Instrument ID: BNAMS10 GC Column: Rtx-5MS ID: 0.25(mm) Heated Purge: (Y/N) N

Calibration Start Date: 10/10/2011 12:55 Calibration End Date: 10/10/2011 15:04 Calibration ID: 12645

ANALYTE	IS REF	CURVE TYPE	RESPONSE					CONCENTRATION (UG/ML)				
			LVL 1 LVL 6	LVL 2	LVL 3	LVL 4	LVL 5	LVL 1 LVL 6	LVL 2	LVL 3	LVL 4	LVL 5
Benzidine	PHN	Ave	35294 +++++	203613	196545	216092	143224	5.00 +++++	20.0	30.0	50.0	80.0
Pyrene	CRY	Ave	134209 2216929	238590	521965	1324747	1555674	5.00 120	10.0	20.0	50.0	80.0
Butyl benzyl phthalate	CRY	Ave	56690 954894	100059	214592	537457	656318	5.00 120	10.0	20.0	50.0	80.0
Carbamazepine	CRY	Ave	46359 877385	93066	185551	505148	618773	5.00 120	10.0	20.0	50.0	80.0
3,3'-Dichlorobenzidine	CRY	Ave	77569 659434	159271	218149	390506	469024	10.0 120	20.0	30.0	50.0	80.0
Benzo[a]anthracene	CRY	Ave	12638 1860694	208170	401122	1048944	1303040	0.500 120	10.0	20.0	50.0	80.0
Chrysene	CRY	Ave	96230 1650891	200989	369535	983799	1207356	5.00 120	10.0	20.0	50.0	80.0
Bis(2-ethylhexyl) phthalate	CRY	Ave	75965 1258667	141127	291149	722785	863157	5.00 120	10.0	20.0	50.0	80.0
Di-n-octyl phthalate	PRY	Ave	118058 1957151	226733	430420	1128040	1423183	5.00 120	10.0	20.0	50.0	80.0
Benzo[b]fluoranthene	PRY	Ave	8506 1702137	185904	349936	948228	1123060	0.500 120	10.0	20.0	50.0	80.0
Benzo[k]fluoranthene	PRY	Ave	9732 1735930	191808	373216	933684	1231394	0.500 120	10.0	20.0	50.0	80.0
Benzo[a]pyrene	PRY	Ave	7685 1441582	154208	298258	806876	982529	0.500 120	10.0	20.0	50.0	80.0
Indeno[1,2,3-cd]pyrene	PRY	Ave	5993 1480576	143289	275993	763617	992856	0.500 120	10.0	20.0	50.0	80.0
Dibenz(a,h)anthracene	PRY	Ave	5766 1451512	152400	274419	755964	977833	0.500 120	10.0	20.0	50.0	80.0
Benzo[g,h,i]perylene	PRY	Ave	80215 1496987	165042	289573	776147	1002528	5.00 120	10.0	20.0	50.0	80.0
2-Fluorophenol	DCB	Ave	87215 1535995	155123	331721	866913	1077837	5.00 120	10.0	20.0	50.0	80.0
Phenol-d5	DCB	Ave	108305 1886906	189216	370060	1001727	1197157	5.00 120	10.0	20.0	50.0	80.0
Nitrobenzene-d5	NPT	Ave	99176 1789939	168695	339596	919929	1205009	5.00 120	10.0	20.0	50.0	80.0
2-Fluorobiphenyl	ANT	Ave	151611 2739327	261182	504858	1354207	1794448	5.00 120	10.0	20.0	50.0	80.0
2,4,6-Tribromophenol	ANT	Ave	17947 313826	28236	60966	164564	210994	5.00 120	10.0	20.0	50.0	80.0
Terphenyl-d14	CRY	Ave	86808 1568060	162939	361256	908864	1093439	5.00 120	10.0	20.0	50.0	80.0

FORM VI
GC/MS SEMI VOA INITIAL CALIBRATION DATA
INTERNAL STANDARD RESPONSE AND CONCENTRATION

Lab Name: TestAmerica Edison Job No.: 460-32109-1 Analy Batch No.: 89094

SDG No.:

Instrument ID: BNAMS10 GC Column: Rtx-5MS ID: 0.25(mm) Heated Purge: (Y/N) N

Calibration Start Date: 10/10/2011 12:55 Calibration End Date: 10/10/2011 15:04 Calibration ID: 12645

Curve Type Legend:

Ave = Average ISTD
LinF = Linear ISTD forced zero

FORM VII
GC/MS SEMI VOA CONTINUING CALIBRATION DATA

Lab Name: TestAmerica Edison Job No.: 460-32109-1

SDG No.:

Lab Sample ID: CCVIS 460-89099/2 Calibration Date: 10/11/2011 09:46

Instrument ID: BNAMS10 Calib Start Date: 10/10/2011 12:55

GC Column: Rtx-5MS ID: 0.25(mm) Calib End Date: 10/10/2011 15:04

Lab File ID: p20135.d Conc. Units: ug/L

ANALYTE	CURVE TYPE	AVE RRF	RRF	MIN RRF	CALC AMOUNT	SPIKE AMOUNT	%D	MAX %D
1,4-Dioxane	Ave	0.7994	0.6327		39600	50000	-20.8*	20.0
N-Nitrosodimethylamine	Ave	0.9339	0.8938		47900	50000	-4.3	20.0
Pyridine	Ave	1.652	1.536		46500	50000	-7.0	20.0
Benzaldehyde	Ave	0.5688	0.3643		32000	50000	-36.0*	20.0
Aniline	Ave	1.682	1.833		54500	50000	9.0	20.0
Phenol	Ave	1.462	1.483		50700	50000	1.4	20.0
Bis(2-chloroethyl)ether	Ave	1.231	1.220		49600	50000	-0.8	20.0
2-Chlorophenol	Ave	1.185	1.261		53200	50000	6.4	20.0
Decane	Ave	1.060	1.028		48500	50000	-3.1	20.0
1,3-Dichlorobenzene	Ave	1.567	1.571		50100	50000	0.3	20.0
1,4-Dichlorobenzene	Ave	1.578	1.587		50300	50000	0.6	20.0
1,2-Dichlorobenzene	Ave	1.477	1.521		51500	50000	3.0	20.0
Benzyl alcohol	Ave	0.6629	0.8360		63100	50000	26.1*	20.0
bis (2-chloroisopropyl) ether	Ave	0.9393	1.031		54900	50000	9.8	20.0
2-Methylphenol	Ave	1.011	1.137		56200	50000	12.4	20.0
o-Toluidine	Ave	1.380	1.538		55700	50000	11.5	20.0
Acetophenone	Ave	1.596	1.745		54700	50000	9.4	20.0
N-Nitrosodi-n-propylamine	Ave	0.8454	0.9425	0.0500	55700	50000	11.5	20.0
3 & 4 Methylphenol	Ave	1.119	1.271		56800	50000	13.6	20.0
4-Methylphenol	Ave	1.111	1.265		56900	50000	13.9	20.0
Hexachloroethane	Ave	0.6080	0.6063		49900	50000	-0.3	20.0
Nitrobenzene	Ave	0.6400	0.6322		49400	50000	-1.2	20.0
n,n'-Dimethylaniline	Ave	1.675	1.847		55100	50000	10.3	20.0
Isophorone	Ave	0.6566	0.7134		54300	50000	8.6	20.0
2-Nitrophenol	Ave	0.2050	0.2097		51100	50000	2.3	20.0
2,4-Dimethylphenol	Ave	0.3167	0.3369		53200	50000	6.4	20.0
Bis(2-chloroethoxy)methane	Ave	0.3838	0.3992		52000	50000	4.0	20.0
2,4-Dichlorophenol	Ave	0.3043	0.3268		53700	50000	7.4	20.0
Benzoic acid	Ave	0.1526	0.1897		62100	50000	24.3*	20.0
1,2,4-Trichlorobenzene	Ave	0.3762	0.3773		50200	50000	0.3	20.0
Naphthalene	Ave	1.025	1.025		50000	50000	0.0	20.0
4-Chloroaniline	Ave	0.3479	0.3871		55600	50000	11.3	20.0
Hexachlorobutadiene	Ave	0.2480	0.2394		48300	50000	-3.5	20.0
Caprolactam	Ave	0.0679	0.0851		62600	50000	25.3*	20.0
4-Chloro-3-methylphenol	Ave	0.2716	0.3128		57600	50000	15.2	20.0
2-Methylnaphthalene	Ave	0.6469	0.6992		54000	50000	8.1	20.0
1-Methylnaphthalene	Ave	0.6559	0.7133		54400	50000	8.8	20.0
Hexachlorocyclopentadiene	Ave	0.4203	0.4476	0.0500	53200	50000	6.5	20.0
1,2,4,5-Tetrachlorobenzene	Ave	0.7176	0.6842		47700	50000	-4.7	20.0
2-tertbutyl-4-methylphenol	Ave	0.4540	0.4959		54600	50000	9.2	20.0

FORM VII
GC/MS SEMI VOA CONTINUING CALIBRATION DATA

Lab Name: TestAmerica Edison Job No.: 460-32109-1

SDG No.:

Lab Sample ID: CCVIS 460-89099/2 Calibration Date: 10/11/2011 09:46

Instrument ID: BNAMS10 Calib Start Date: 10/10/2011 12:55

GC Column: Rtx-5MS ID: 0.25(mm) Calib End Date: 10/10/2011 15:04

Lab File ID: p20135.d Conc. Units: ug/L

ANALYTE	CURVE TYPE	AVE RRF	RRF	MIN RRF	CALC AMOUNT	SPIKE AMOUNT	%D	MAX %D
2,4,6-Trichlorophenol	Ave	0.3961	0.3938		49700	50000	-0.6	20.0
2,4,5-Trichlorophenol	Ave	0.3985	0.4070		51100	50000	2.1	20.0
Diphenyl	Ave	1.561	1.462		46900	50000	-6.3	20.0
2-Chloronaphthalene	Ave	1.215	1.187		48800	50000	-2.3	20.0
Diphenyl ether	Ave	0.8600	0.8306		48300	50000	-3.4	20.0
2-Nitroaniline	Ave	0.4282	0.4422		51600	50000	3.3	20.0
Dimethylnaphthalene, total	Ave	0.9785	0.9736		49700	50000	-0.5	20.0
Coumarin	Ave	0.1706	0.2130		62400	50000	24.8*	20.0
Dimethyl phthalate	Ave	1.100	1.112		50500	50000	1.1	20.0
2,6-Dinitrotoluene	Ave	0.2519	0.2596		51500	50000	3.1	20.0
Acenaphthylene	Ave	1.661	1.619		48700	50000	-2.5	20.0
3-Nitroaniline	Ave	0.2526	0.2599		51500	50000	2.9	20.0
Acenaphthene	Ave	1.021	1.026		50200	50000	0.5	20.0
3,5-di-tert-butyl-4-hydroxytol	Ave	1.159	1.101		47500	50000	-4.9	20.0
2,4-Dinitrophenol	LinF	0.1317	0.1662	0.0500	58100	50000	16.3	20.0
4-Nitrophenol	Ave	0.2083	0.2362	0.0500	56700	50000	13.4	20.0
Dibenzofuran	Ave	1.487	1.468		49400	50000	-1.2	20.0
2,4-Dinitrotoluene	Ave	0.3048	0.3312		54300	50000	8.7	20.0
1-Naphthylamine	Ave	0.8300	0.8475		51100	50000	2.1	20.0
2,3,4,6-Tetrachlorophenol	Ave	0.2649	0.2956		55800	50000	11.6	20.0
2-Naphthylamine	Ave	0.8261	0.8429		51000	50000	2.0	20.0
Diethyl phthalate	Ave	1.001	1.028		51300	50000	2.7	20.0
Fluorene	Ave	1.162	1.175		50600	50000	1.1	20.0
4-Chlorophenyl phenyl ether	Ave	0.5981	0.6118		51100	50000	2.3	20.0
4-Nitroaniline	Ave	0.2118	0.2104		49700	50000	-0.7	20.0
4,6-Dinitro-2-methylphenol	Ave	0.1420	0.1526		53700	50000	7.5	20.0
N-Nitrosodiphenylamine	Ave	0.6054	0.6031		49800	50000	-0.4	20.0
1,2-Diphenylhydrazine	Ave	1.095	1.072		49000	50000	-2.1	20.0
4-Bromophenyl phenyl ether	Ave	0.2570	0.2610		50800	50000	1.5	20.0
Hexachlorobenzene	Ave	0.2599	0.2612		50200	50000	0.5	20.0
Atrazine	Ave	0.2059	0.2161		52500	50000	5.0	20.0
Pentachlorophenol	Ave	0.1347	0.1537		57000	50000	14.1	20.0
n-Octadecane	Ave	0.4288	0.4055		47300	50000	-5.4	20.0
Phenanthrene	Ave	1.081	1.056		48800	50000	-2.3	20.0
Anthracene	Ave	1.108	1.088		49100	50000	-1.8	20.0
Carbazole	Ave	0.9038	0.8845		48900	50000	-2.1	20.0
Di-n-butyl phthalate	Ave	1.095	1.084		49500	50000	-1.0	20.0
Fluoranthene	Ave	1.039	0.998		48000	50000	-3.9	20.0
Benzidine	Ave	0.2487	0.0792		15900	50000	-68.1*	20.0
Pyrene	Ave	1.429	1.553		54300	50000	8.7	20.0

FORM VII
GC/MS SEMI VOA CONTINUING CALIBRATION DATA

Lab Name: TestAmerica Edison Job No.: 460-32109-1

SDG No.:

Lab Sample ID: CCVIS 460-89099/2 Calibration Date: 10/11/2011 09:46

Instrument ID: BNAMS10 Calib Start Date: 10/10/2011 12:55

GC Column: Rtx-5MS ID: 0.25(mm) Calib End Date: 10/10/2011 15:04

Lab File ID: p20135.d Conc. Units: ug/L

ANALYTE	CURVE TYPE	AVE RRF	RRF	MIN RRF	CALC AMOUNT	SPIKE AMOUNT	%D	MAX %D
Butyl benzyl phthalate	Ave	0.5978	0.6164		51600	50000	3.1	20.0
2,3,7,8-TCDD (Screen)	Ave	0.1501	0.1437		479	500	-4.3	20.0
Carbamazepine	Ave	0.5383	0.5081		47200	50000	-5.6	20.0
3,3'-Dichlorobenzidine	Ave	0.4266	0.3777		44300	50000	-11.5	20.0
Benzo[a]anthracene	Ave	1.203	1.157		48100	50000	-3.8	20.0
Chrysene	Ave	1.077	1.036		48100	50000	-3.8	20.0
Bis(2-ethylhexyl) phthalate	Ave	0.8053	0.8101		50300	50000	0.6	20.0
Di-n-octyl phthalate	Ave	1.478	1.668		56400	50000	12.9	20.0
Benzo[b]fluoranthene	Ave	1.194	1.318		55200	50000	10.4	20.0
Benzo[k]fluoranthene	Ave	1.260	1.256		49800	50000	-0.3	20.0
Benzo[a]pyrene	Ave	1.026	1.069		52100	50000	4.2	20.0
Indeno[1,2,3-cd]pyrene	Ave	0.9622	0.9789		50900	50000	1.7	20.0
Dibenz(a,h)anthracene	Ave	0.9583	0.9663		50400	50000	0.8	20.0
Benzo[g,h,i]perylene	Ave	1.043	0.9668		46300	50000	-7.3	20.0
2-Fluorophenol	Ave	1.223	1.310		53500	50000	7.1	20.0
Phenol-d5	Ave	1.441	1.568		54400	50000	8.9	20.0
Nitrobenzene-d5	Ave	0.4582	0.4584		50000	50000	0.0	20.0
2-Fluorobiphenyl	Ave	1.405	1.317		46900	50000	-6.3	20.0
2,4,6-Tribromophenol	Ave	0.1642	0.1774		54000	50000	8.0	20.0
Terphenyl-d14	Ave	0.9797	1.069		54500	50000	9.1	20.0

Data File: /chem/BNAMS10.i/8270/10-10-11/10oct11.b/p20108.d
Report Date: 10-Oct-2011 15:24

TestAmerica

Data file : /chem/BNAMS10.i/8270/10-10-11/10oct11.b/p20108.d
Lab Smp Id: DFTPP-1175410
Inj Date : 10-OCT-2011 11:52
Operator : BNA2 Inst ID: BNAMS10.i
Smp Info : DFTPP-1175410
Misc Info : 25 ppm BNA4589
Comment   :
Method   : /chem/BNAMS10.i/8270/10-10-11/10oct11.b/BNADFTPP.m
Meth Date : 07-Oct-2011 05:37 asfawa Quant Type: ESTD
Cal Date : Cal File:
Als bottle: 1 QC Sample: DFTPP
Dil Factor: 1.00000
Integrator: HP RTE Compound Sublist: all.sub
Target Version: 3.50 Sample Matrix: None

RT	EXP RT	DLT RT	MASS	RESPONSE	CONCENTRATIONS ON-COL (ug/L)	CONCENTRATIONS FINAL (ug/L)	TARGET RANGE	RATIO
1 dftpp						CAS #:		
4.241	4.324	-0.083	198	55157			0.00- 100.00	100.00
4.241	4.324	-0.083	51	19702			30.00- 60.00	35.72
4.241	4.324	-0.083	68	0			0.00- 2.00	0.00
4.241	4.324	-0.083	69	25633			0.00- 0.00	46.47
4.241	4.324	-0.083	70	0			0.00- 2.00	0.00
4.241	4.324	-0.083	127	24589			40.00- 60.00	44.58
4.241	4.324	-0.083	197	0			0.00- 1.00	0.00
4.241	4.324	-0.083	199	3304			5.00- 9.00	5.99
4.241	4.324	-0.083	275	14633			10.00- 30.00	26.53
4.241	4.324	-0.083	365	2192			1.00- 0.00	3.97
4.241	4.324	-0.083	441	4854			0.01- 100.00	77.63
4.241	4.324	-0.083	442	33792			40.00- 110.00	61.27
4.241	4.324	-0.083	443	6253			17.00- 23.00	18.50

Data File: p20108.d

Date: 10-OCT-2011 11:52

Client ID: Instrument: BNAMS10.i

Sample Info: DFTPP-1175410 Operator: BNA2

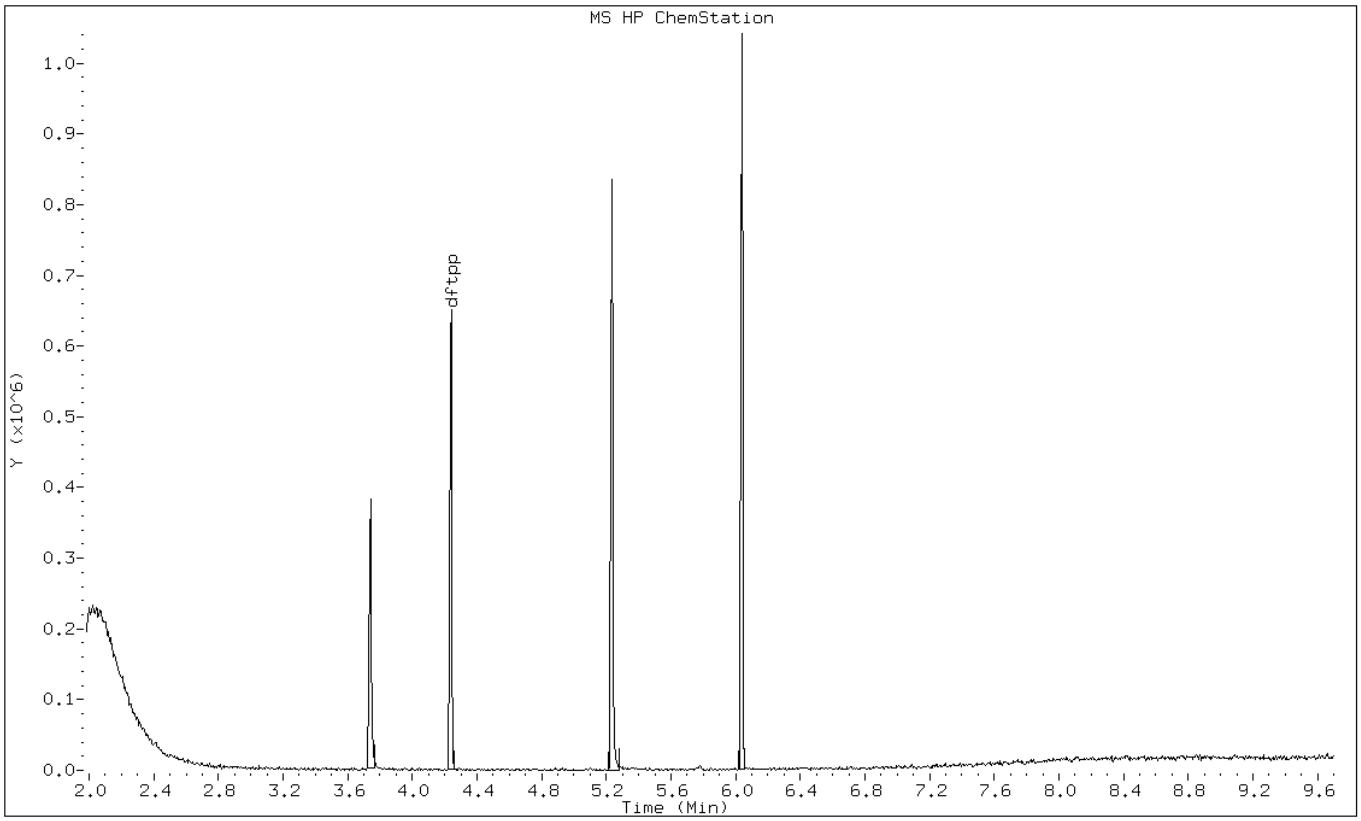

Data File: p20108.d

Date: 10-OCT-2011 11:52

Client ID: Instrument: BNAMS10.i

Sample Info: DFTPP-1175410 Operator: BNA2

1 dftpp

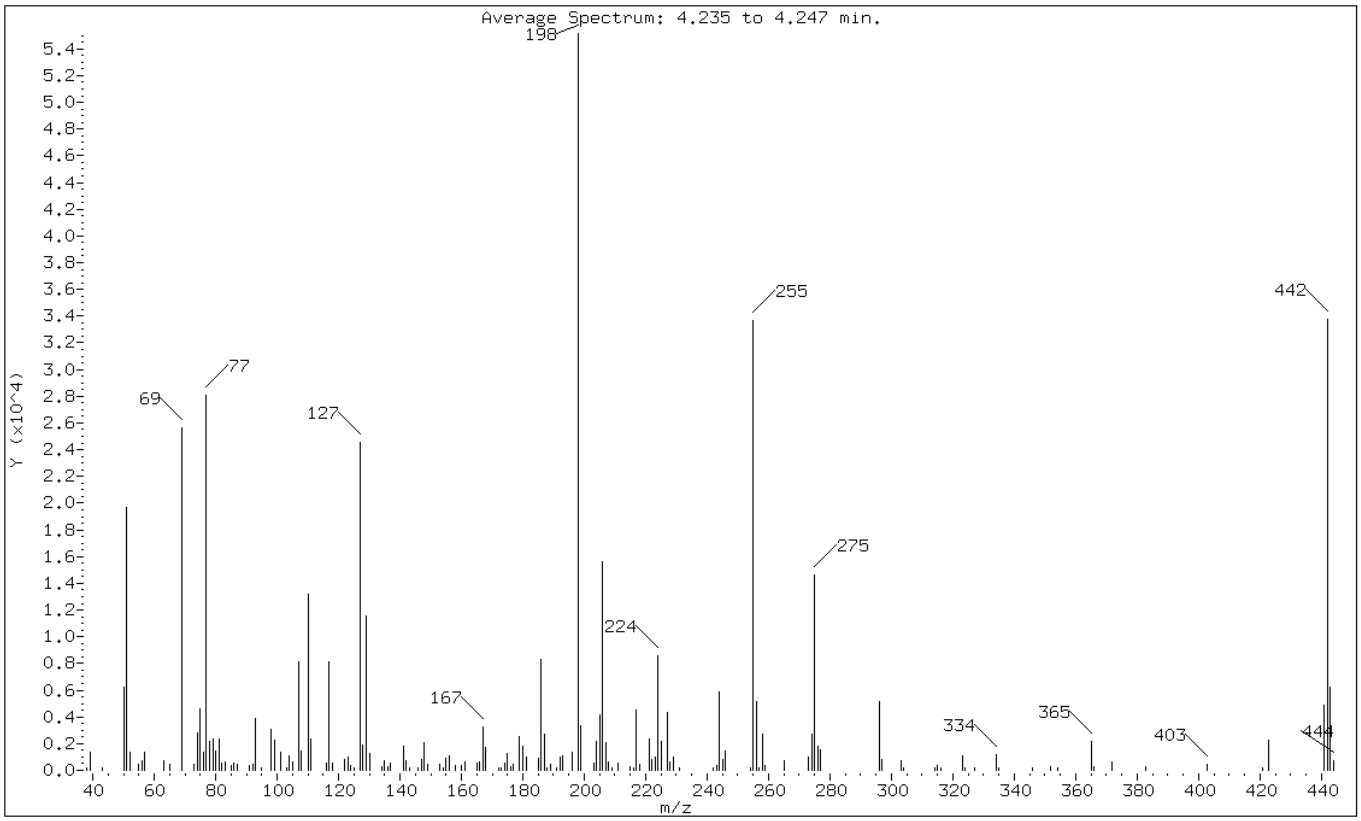

m/e	ION ABUNDANCE CRITERIA	% RELATIVE ABUNDANCE
198	Base Peak, 100% relative abundance	100.00
51	30.00 - 60.00% of mass 198	35.72
68	Less than 2.00% of mass 69	0.00 (0.00)
69	Mass 69 relative abundance	46.47
70	Less than 2.00% of mass 69	0.00 (0.00)
127	40.00 - 60.00% of mass 198	44.58
197	Less than 1.00% of mass 198	0.00
199	5.00 - 9.00% of mass 198	5.99
275	10.00 - 30.00% of mass 198	26.53
365	Greater than 1.00% of mass 198	3.97
441	0.01 - 100.00% of mass 443	8.80 (77.63)
442	40.00 - 110.00% of mass 198	61.27
443	17.00 - 23.00% of mass 442	11.34 (18.50)

Data File: p20108.d

Date: 10-OCT-2011 11:52

Client ID: Instrument: BNAMS10.i

Sample Info: DFTPP-1175410 Operator: BNA2

Data File: /chem/BNAMS10.i/8270/10-10-11/10oct11.b/p20108.d
Spectrum: Average Spectrum: 4.235 to 4.247 min.
Location of Maximum: 198.00
Number of points: 157

m/z	Y	m/z	Y	m/z	Y	m/z	Y
38.00	210	116.00	504	180.00	1819	255.00	33664
39.00	1353	117.00	8168	181.00	959	256.00	5161
43.00	192	118.00	515	185.00	924	257.00	192
50.00	6229	122.00	823	186.00	8313	258.00	2708
51.00	19696	123.00	994	187.00	2745	259.00	345
52.00	1352	124.00	365	188.00	171	265.00	718
55.00	485	125.00	222	189.00	446	273.00	1011
56.00	727	127.00	24584	191.00	172	274.00	2686
57.00	1340	128.00	1920	192.00	975	275.00	14633
63.00	753	129.00	11599	193.00	1113	276.00	1783
65.00	451	130.00	1240	196.00	1326	277.00	1556
69.00	25632	134.00	239	198.00	55152	296.00	5163
73.00	437	135.00	755	199.00	3304	297.00	772
74.00	2799	136.00	227	203.00	540	303.00	704
75.00	4631	137.00	543	204.00	2202	304.00	170
76.00	1356	141.00	1775	205.00	4121	314.00	186
77.00	28032	142.00	687	206.00	15608	315.00	322
78.00	2149	143.00	219	207.00	2036	316.00	211
79.00	2348	146.00	171	208.00	632	323.00	1125
80.00	1456	147.00	834	209.00	191	324.00	185
81.00	2364	148.00	2063	211.00	502	327.00	170
82.00	540	149.00	418	215.00	231	334.00	1129
83.00	595	153.00	487	216.00	191	335.00	210
85.00	396	154.00	173	217.00	4490	346.00	225
86.00	529	155.00	867	218.00	423	352.00	274
87.00	409	156.00	1073	221.00	2391	354.00	223
91.00	398	158.00	340	222.00	821	365.00	2192
92.00	419	160.00	404	223.00	985	366.00	255
93.00	3912	161.00	593	224.00	8542	372.00	676
95.00	168	165.00	564	225.00	2140	383.00	230
98.00	3040	166.00	606	227.00	4361	403.00	433
99.00	2219	167.00	3281	228.00	663	421.00	207
101.00	1326	168.00	1714	229.00	976	423.00	2254
103.00	195	172.00	203	231.00	182	441.00	4854
104.00	1072	173.00	211	242.00	184	442.00	33792
105.00	664	174.00	549	243.00	377	443.00	6253
107.00	8164	175.00	1225	244.00	5843	444.00	719
108.00	1460	176.00	240	245.00	793		
110.00	13161	177.00	460	246.00	1453		
111.00	2353	179.00	2531	254.00	176		

Data File: /chem/BNAMS10.i/8270/10-10-11/11oct11.b/p20134.d
Report Date: 11-Oct-2011 09:37

TestAmerica

Data file : /chem/BNAMS10.i/8270/10-10-11/11oct11.b/p20134.d
Lab Smp Id: DFTPP-1175410
Inj Date : 11-OCT-2011 09:28
Operator : BNA2 Inst ID: BNAMS10.i
Smp Info : DFTPP-1175410
Misc Info : 25 ppm BNA4589
Comment   :
Method   : /chem/BNAMS10.i/8270/10-10-11/11oct11.b/BNADFTPP.m
Meth Date : 11-Oct-2011 09:36 monica Quant Type: ESTD
Cal Date : Cal File:
Als bottle: 1 QC Sample: DFTPP
Dil Factor: 1.00000
Integrator: HP RTE Compound Sublist: all.sub
Target Version: 3.50 Sample Matrix: None

RT	EXP RT	DLT RT	MASS	RESPONSE	CONCENTRATIONS ON-COL (ug/L)	CONCENTRATIONS FINAL (ug/L)	TARGET RANGE	RATIO
1 dftpp						CAS #:		
4.218	4.200	0.018	198	108424			0.00- 100.00	100.00
4.218	4.200	0.018	51	39856			30.00- 60.00	36.76
4.218	4.200	0.018	68	235			0.00- 2.00	0.46
4.218	4.200	0.018	69	50621			0.00- 0.00	46.69
4.218	4.200	0.018	70	215			0.00- 2.00	0.42
4.218	4.200	0.018	127	54277			40.00- 60.00	50.06
4.218	4.200	0.018	197	259			0.00- 1.00	0.24
4.218	4.200	0.018	199	6995			5.00- 9.00	6.45
4.218	4.200	0.018	275	30000			10.00- 30.00	27.67
4.218	4.200	0.018	365	5224			1.00- 0.00	4.82
4.218	4.200	0.018	441	7437			0.01- 100.00	62.84
4.218	4.200	0.018	442	59256			40.00- 110.00	54.65
4.218	4.200	0.018	443	11834			17.00- 23.00	19.97

Data File: p20134.d

Date: 11-OCT-2011 09:28

Client ID:

Instrument: BNAMS10.i

Sample Info: DFTPP-1175410

Operator: BNA2

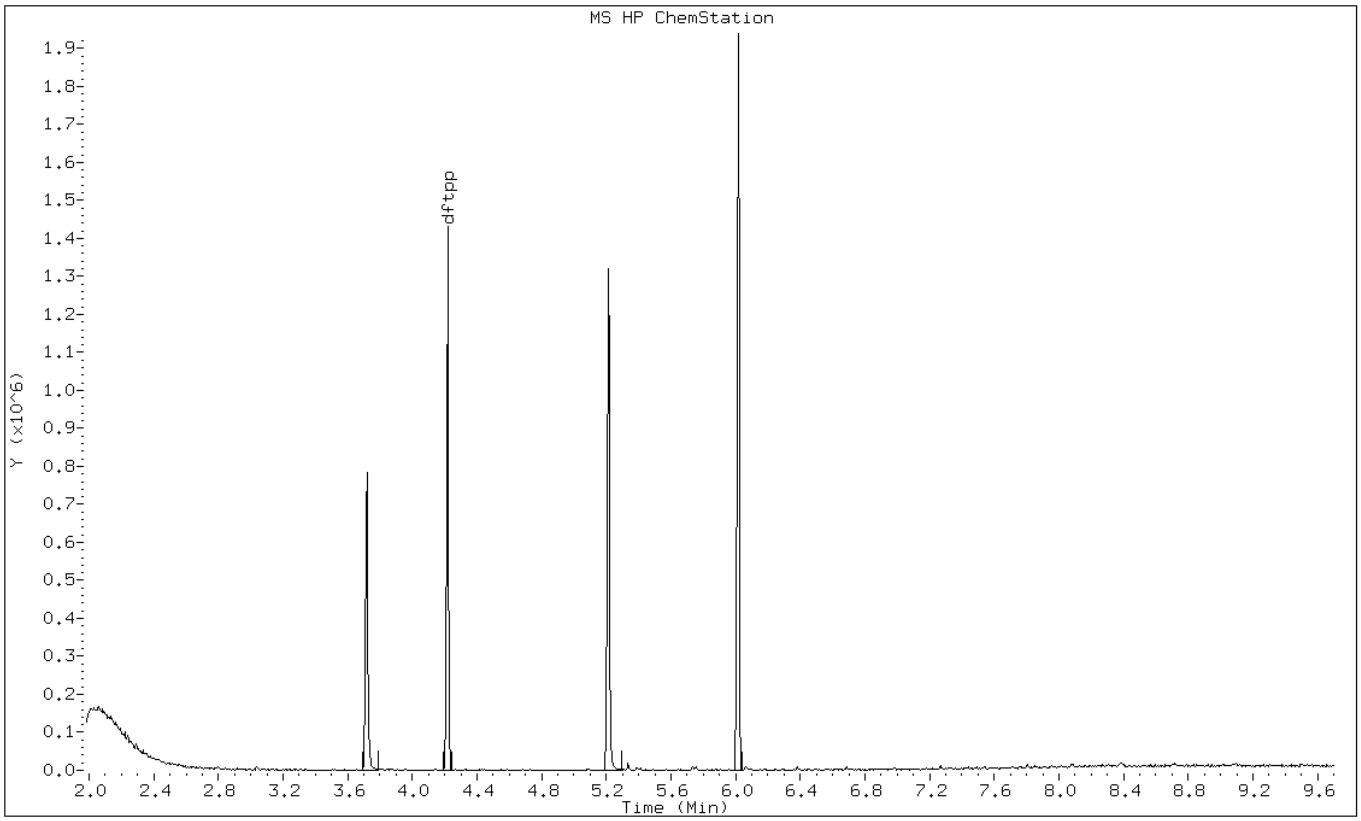

Data File: p20134.d

Date: 11-OCT-2011 09:28

Client ID: Instrument: BNAMS10.i

Sample Info: DFTPP-1175410 Operator: BNA2

1 dftpp

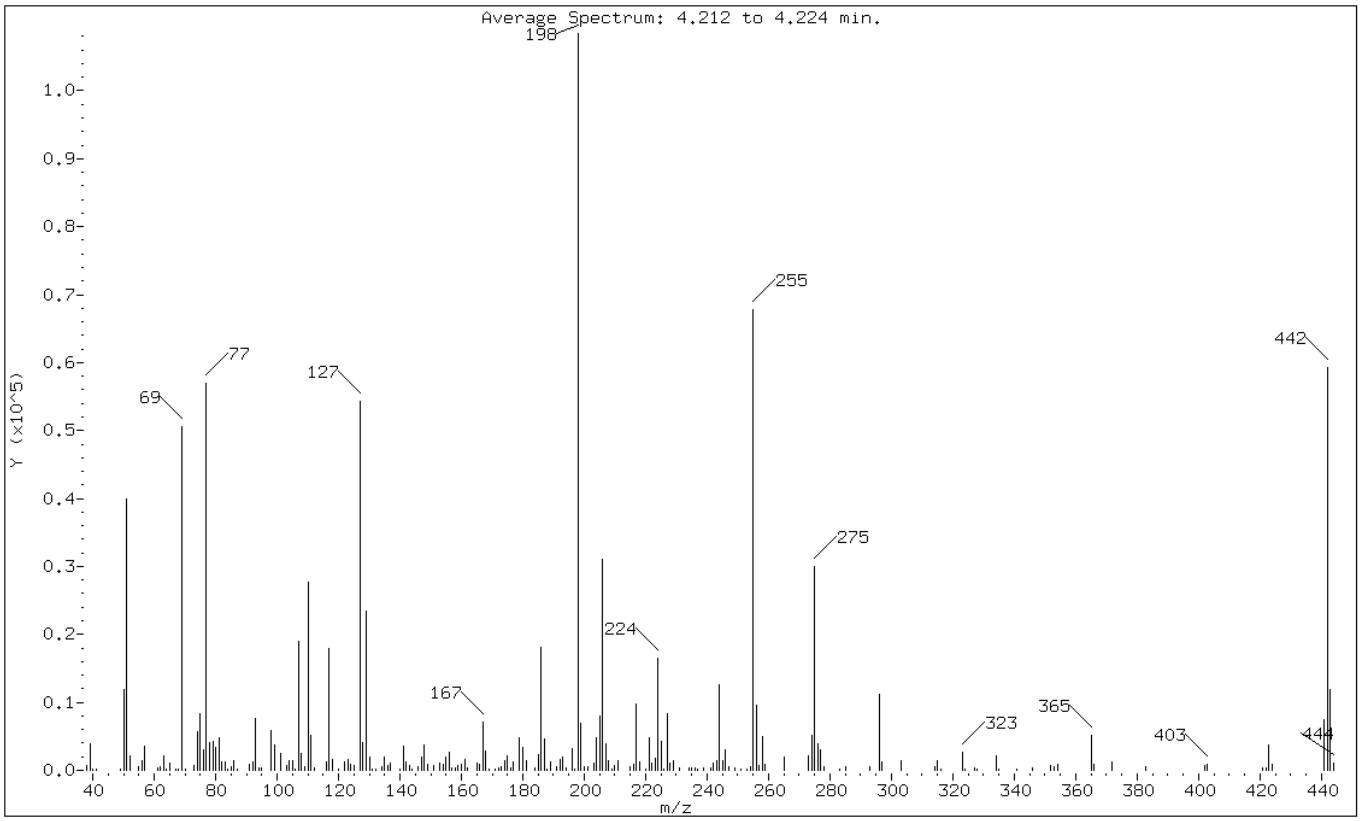

m/e	ION ABUNDANCE CRITERIA	% RELATIVE ABUNDANCE
198	Base Peak, 100% relative abundance	100.00
51	30.00 - 60.00% of mass 198	36.76
68	Less than 2.00% of mass 69	0.22 (0.46)
69	Mass 69 relative abundance	46.69
70	Less than 2.00% of mass 69	0.20 (0.42)
127	40.00 - 60.00% of mass 198	50.06
197	Less than 1.00% of mass 198	0.24
199	5.00 - 9.00% of mass 198	6.45
275	10.00 - 30.00% of mass 198	27.67
365	Greater than 1.00% of mass 198	4.82
441	0.01 - 100.00% of mass 443	6.86 (62.84)
442	40.00 - 110.00% of mass 198	54.65
443	17.00 - 23.00% of mass 442	10.91 (19.97)

Data File: p20134.d

Date: 11-OCT-2011 09:28

Client ID: Instrument: BNAMS10.i

Sample Info: DFTPP-1175410 Operator: BNA2

Data File: /chem/BNAMS10.i/8270/10-10-11/11oct11.b/p20134.d
Spectrum: Average Spectrum: 4.212 to 4.224 min.
Location of Maximum: 198.00
Number of points: 208

m/z	Y	m/z	Y	m/z	Y	m/z	Y
38.00	760	116.00	1203	184.00	375	251.00	195
39.00	3878	117.00	17976	185.00	2232	253.00	253
40.00	187	118.00	1630	186.00	18088	254.00	583
41.00	187	120.00	224	187.00	4677	255.00	67840
49.00	201	122.00	1209	188.00	216	256.00	9574
50.00	11911	123.00	1669	189.00	1239	257.00	672
51.00	39856	124.00	910	191.00	617	258.00	4986
52.00	2078	125.00	667	192.00	1637	259.00	803
55.00	550	127.00	54272	193.00	1899	265.00	2002
56.00	1407	128.00	4063	194.00	268	273.00	2118
57.00	3601	129.00	23392	196.00	3251	274.00	5196
61.00	431	130.00	2040	197.00	259	275.00	30000
62.00	446	131.00	228	198.00	108424	276.00	3821
63.00	2052	132.00	207	199.00	6995	277.00	3011
64.00	227	134.00	609	200.00	520	278.00	592
65.00	1059	135.00	2014	201.00	470	283.00	185
67.00	252	136.00	670	203.00	1042	285.00	587
68.00	235	137.00	1105	204.00	4833	293.00	613
69.00	50616	140.00	205	205.00	8033	296.00	11250
70.00	215	141.00	3536	206.00	31008	297.00	1324
73.00	762	142.00	1180	207.00	3945	303.00	1373
74.00	5693	143.00	635	208.00	1430	314.00	473
75.00	8343	144.00	179	209.00	212	315.00	1430
76.00	3043	146.00	515	210.00	647	316.00	180
77.00	57048	147.00	1953	211.00	1476	323.00	2670
78.00	4033	148.00	3657	215.00	511	324.00	226
79.00	4199	149.00	881	216.00	829	327.00	398
80.00	3316	151.00	692	217.00	9734	328.00	201
81.00	4714	153.00	1027	218.00	1254	334.00	2071
82.00	1179	154.00	799	220.00	185	335.00	259
83.00	1190	155.00	1900	221.00	4849	341.00	230
84.00	192	156.00	2609	222.00	1109	346.00	303
85.00	607	157.00	350	223.00	1825	352.00	789
86.00	1430	158.00	437	224.00	16560	353.00	452
87.00	189	159.00	760	225.00	4238	354.00	855
91.00	953	160.00	861	226.00	169	365.00	5224
92.00	1165	161.00	1545	227.00	8400	366.00	808
93.00	7648	162.00	326	228.00	1142	372.00	1198
94.00	339	165.00	1070	229.00	1361	383.00	446
95.00	354	166.00	805	231.00	411	402.00	631

98.00	5838	167.00	7148	234.00	334	403.00	802
99.00	3789	168.00	2925	235.00	337	421.00	393
101.00	2420	169.00	263	236.00	312	422.00	408
103.00	681	171.00	204	237.00	172	423.00	3737
104.00	1381	172.00	419	239.00	422	424.00	849
105.00	1380	173.00	586	241.00	423	441.00	7437
106.00	201	174.00	1341	242.00	1022	442.00	59256
107.00	18912	175.00	2204	243.00	1385	443.00	11834
108.00	2555	176.00	397	244.00	12584	444.00	1092
109.00	552	177.00	1257	245.00	1426		
110.00	27632	179.00	4828	246.00	3075		
111.00	5109	180.00	3338	247.00	507		
112.00	268	181.00	1486	249.00	434		

FORM I
GC/MS SEMI VOA ORGANICS ANALYSIS DATA SHEET

Lab Name: TestAmerica Edison | Job No.: 460-32109-1

SDG No.:

Client Sample ID: | Lab Sample ID: MB 460-88750/1-A

Matrix: Solid | Lab File ID: p20119.d

Analysis Method: 8270C | Date Collected:

Extract. Method: 3541 | Date Extracted: 10/07/2011 18:49

Sample wt/vol: 15.00(g) | Date Analyzed: 10/10/2011 17:24

Con. Extract Vol.: 1(mL) | Dilution Factor: 1

Injection Volume: 1(uL) | Level: (low/med) Low

% Moisture: | GPC Cleanup:(Y/N) N

Analysis Batch No.: 89094 | Units: ug/Kg

CAS NO.	COMPOUND NAME	RESULT	Q	RL	MDL
120-82-1	1,2,4-Trichlorobenzene	33	U	33	5.4
95-50-1	1,2-Dichlorobenzene	330	U	330	53
122-66-7	1,2-Diphenylhydrazine	330	U	330	56
541-73-1	1,3-Dichlorobenzene	330	U	330	45
106-46-7	1,4-Dichlorobenzene	330	U	330	49
95-95-4	2,4,5-Trichlorophenol	330	U	330	64
88-06-2	2,4,6-Trichlorophenol	330	U	330	59
120-83-2	2,4-Dichlorophenol	330	U	330	53
105-67-9	2,4-Dimethylphenol	330	U	330	53
51-28-5	2,4-Dinitrophenol	1000	U	1000	70
121-14-2	2,4-Dinitrotoluene	67	U	67	9.7
606-20-2	2,6-Dinitrotoluene	67	U	67	8.4
91-58-7	2-Chloronaphthalene	330	U	330	47
95-57-8	2-Chlorophenol	330	U	330	44
91-57-6	2-Methylnaphthalene	330	U	330	48
95-48-7	2-Methylphenol	330	U	330	48
88-74-4	2-Nitroaniline	670	U	670	91
88-75-5	2-Nitrophenol	330	U	330	54
106-44-5	4-Methylphenol	330	U	330	54
100-52-7	Benzaldehyde	330	U	330	21
92-87-5	Benzidine	330	U	330	70
91-94-1	3,3'-Dichlorobenzidine	670	U	670	73
99-09-2	3-Nitroaniline	670	U	670	75
534-52-1	4,6-Dinitro-2-methylphenol	1000	U	1000	160
101-55-3	4-Bromophenyl phenyl ether	330	U	330	59
59-50-7	4-Chloro-3-methylphenol	330	U	330	56
106-47-8	4-Chloroaniline	330	U	330	42
7005-72-3	4-Chlorophenyl phenyl ether	330	U	330	57
100-01-6	4-Nitroaniline	670	U	670	68
100-02-7	4-Nitrophenol	1000	U	1000	85
83-32-9	Acenaphthene	330	U	330	47
208-96-8	Acenaphthylene	330	U	330	47
98-86-2	Acetophenone	330	U	330	49
120-12-7	Anthracene	330	U	330	58

FORM I
GC/MS SEMI VOA ORGANICS ANALYSIS DATA SHEET

Lab Name: TestAmerica Edison | Job No.: 460-32109-1

SDG No.:

Client Sample ID: | Lab Sample ID: MB 460-88750/1-A

Matrix: Solid | Lab File ID: p20119.d

Analysis Method: 8270C | Date Collected:

Extract. Method: 3541 | Date Extracted: 10/07/2011 18:49

Sample wt/vol: 15.00(g) | Date Analyzed: 10/10/2011 17:24

Con. Extract Vol.: 1(mL) | Dilution Factor: 1

Injection Volume: 1(uL) | Level: (low/med) Low

% Moisture: | GPC Cleanup:(Y/N) N

Analysis Batch No.: 89094 | Units: ug/Kg

CAS NO.	COMPOUND NAME	RESULT	Q	RL	MDL
1912-24-9	Atrazine	330	U	330	62
56-55-3	Benzo[a]anthracene	33	U	33	6.1
50-32-8	Benzo[a]pyrene	33	U	33	4.1
205-99-2	Benzo[b]fluoranthene	33	U	33	4.9
191-24-2	Benzo[g,h,i]perylene	330	U	330	35
207-08-9	Benzo[k]fluoranthene	33	U	33	4.6
92-52-4	Diphenyl	330	U	330	55
111-91-1	Bis(2-chloroethoxy)methane	330	U	330	47
111-44-4	Bis(2-chloroethyl)ether	33	U	33	6.9
117-81-7	Bis(2-ethylhexyl) phthalate	330	U	330	44
85-68-7	Butyl benzyl phthalate	330	U	330	39
86-74-8	Carbazole	330	U	330	53
105-60-2	Caprolactam	330	U	330	45
218-01-9	Chrysene	330	U	330	48
53-70-3	Dibenz(a,h)anthracene	33	U	33	4.0
132-64-9	Dibenzofuran	330	U	330	50
84-66-2	Diethyl phthalate	330	U	330	44
131-11-3	Dimethyl phthalate	330	U	330	45
84-74-2	Di-n-butyl phthalate	330	U	330	51
117-84-0	Di-n-octyl phthalate	330	U	330	39
206-44-0	Fluoranthene	330	U	330	55
86-73-7	Fluorene	330	U	330	56
118-74-1	Hexachlorobenzene	33	U	33	4.6
87-68-3	Hexachlorobutadiene	67	U	67	13
77-47-4	Hexachlorocyclopentadiene	330	U	330	97
67-72-1	Hexachloroethane	33	U	33	5.6
193-39-5	Indeno[1,2,3-cd]pyrene	33	U	33	5.3
78-59-1	Isophorone	330	U	330	38
91-20-3	Naphthalene	330	U	330	48
98-95-3	Nitrobenzene	33	U	33	7.4
62-75-9	N-Nitrosodimethylamine	330	U	330	34
621-64-7	N-Nitrosodi-n-propylamine	33	U	33	4.4
86-30-6	N-Nitrosodiphenylamine	330	U	330	54
87-86-5	Pentachlorophenol	1000	U	1000	160

FORM I
GC/MS SEMI VOA ORGANICS ANALYSIS DATA SHEET

Lab Name: TestAmerica Edison | Job No.: 460-32109-1

SDG No.:

Client Sample ID: | Lab Sample ID: MB 460-88750/1-A

Matrix: Solid | Lab File ID: p20119.d

Analysis Method: 8270C | Date Collected:

Extract. Method: 3541 | Date Extracted: 10/07/2011 18:49

Sample wt/vol: 15.00(g) | Date Analyzed: 10/10/2011 17:24

Con. Extract Vol.: 1(mL) | Dilution Factor: 1

Injection Volume: 1(uL) | Level: (low/med) Low

% Moisture: | GPC Cleanup:(Y/N) N

Analysis Batch No.: 89094 | Units: ug/Kg

CAS NO.	COMPOUND NAME	RESULT	Q	RL	MDL
85-01-8	Phenanthrene	330	U	330	58
108-95-2	Phenol	330	U	330	41
129-00-0	Pyrene	330	U	330	57
108-60-1	bis (2-chloroisopropyl) ether	330	U	330	43

CAS NO.	SURROGATE	%REC	Q	LIMITS
118-79-6	2,4,6-Tribromophenol	48		10-120
321-60-8	2-Fluorobiphenyl	72		40-109
367-12-4	2-Fluorophenol	69		37-125
4165-60-0	Nitrobenzene-d5	75		38-105
4165-62-2	Phenol-d5	70		41-118
1718-51-0	Terphenyl-d14	85		16-151

Data File: /chem/BNAMS10.i/8270/10-10-11/10oct11.b/p20119.d
Report Date: 11-Oct-2011 11:43

TestAmerica

SEMI-VOLATILE ORGANIC COMPOUND ANALYSIS

Data file : /chem/BNAMS10.i/8270/10-10-11/10oct11.b/p20119.d
Lab Smp Id: MB 460-88750/1-A
Inj Date : 10-OCT-2011 17:24
Operator : BNAMS 4 Inst ID: BNAMS10.i
Smp Info : MB 460-88750/1-A
Misc Info :
Comment :
Method : /chem/BNAMS10.i/8270/10-10-11/10oct11.b/8270C_08SP.m
Meth Date : 10-Oct-2011 15:44 monica Quant Type: ISTD
Cal Date : 10-OCT-2011 15:04 Cal File: p20115.d
Als bottle: 12 QC Sample: BLANK
Dil Factor: 1.00000
Integrator: HP RTE Compound Sublist: all.sub
Target Version: 3.50
Processing Host: hpd1

Concentration Formula: Amt * DF * Uf*1000*Vt/(Ws*(100-M)/100) * CpndVariable

Name	Value	Description
DF	1.00000	Dilution Factor
Uf	1.00000	ng unit correction factor
Vt	1.00000	Volume of final extract (ml)
Ws	15.00000	Weight of sample extracted (g)
M	0.00000	% Moisture

Cpnd Variable Local Compound Variable

Compounds	QUANT SIG MASS	RT	EXP RT	REL RT	RESPONSE	CONCENTRATIONS ON-COLUMN (ug/ml)	CONCENTRATIONS FINAL (ug/Kg)
$ 16 2-Fluorophenol (SUR)	112	2.375	2.345	(0.640)	1006766	69.2190	4600
$ 17 Phenol-d5 (SUR)	99	3.356	3.350	(0.905)	1202447	70.1860	4700
* 79 1,4-Dichlorobenzene-d4	152	3.708	3.708	(1.000)	475730	40.0000	
$ 76 Nitrobenzene-d5 (SUR)	82	4.343	4.343	(0.848)	653654	37.6850	2500
* 80 Naphthalene-d8	136	5.118	5.118	(1.000)	1514139	40.0000	
$ 77 2-Fluorobiphenyl (SUR)	172	6.270	6.270	(0.906)	1008275	36.2212	2400
* 82 Acenaphthene-d10	164	6.922	6.922	(1.000)	792338	40.0000	
$ 18 2,4,6-Tribromophenol (SUR)	330	7.704	7.704	(1.113)	155712	47.8701	3200
* 83 Phenanthrene-d10	188	8.373	8.373	(1.000)	994092	40.0000	
$ 78 Terphenyl-d14	244	9.954	9.954	(0.908)	692841	42.7386	2800
* 81 Chrysene-d12	240	10.959	10.959	(1.000)	661861	40.0000	
* 84 Perylene-d12	264	12.604	12.604	(1.000)	590355	40.0000	

Data File: p20119.d

Date: 10-OCT-2011 17:24

Client ID: Instrument: BNAMS10.i

Sample Info: MB 460-88750/1-A Operator: BNAMS 4



FORM I
GC/MS SEMI VOA ORGANICS ANALYSIS DATA SHEET

Lab Name: TestAmerica Edison | Job No.: 460-32109-1

SDG No.:

Client Sample ID: | Lab Sample ID: LCS 460-88750/2-A

Matrix: Solid | Lab File ID: p20118.d

Analysis Method: 8270C | Date Collected:

Extract. Method: 3541 | Date Extracted: 10/07/2011 18:49

Sample wt/vol: 15.00(g) | Date Analyzed: 10/10/2011 16:58

Con. Extract Vol.: 1(mL) | Dilution Factor: 1

Injection Volume: 1(uL) | Level: (low/med) Low

% Moisture: | GPC Cleanup:(Y/N) N

Analysis Batch No.: 89094 | Units: ug/Kg

CAS NO.	COMPOUND NAME	RESULT	Q	RL	MDL
120-82-1	1,2,4-Trichlorobenzene	2800		33	5.4
95-50-1	1,2-Dichlorobenzene	2730		330	53
122-66-7	1,2-Diphenylhydrazine	2920		330	56
541-73-1	1,3-Dichlorobenzene	2700		330	45
106-46-7	1,4-Dichlorobenzene	2680		330	49
95-95-4	2,4,5-Trichlorophenol	5310		330	64
88-06-2	2,4,6-Trichlorophenol	5380		330	59
120-83-2	2,4-Dichlorophenol	4950		330	53
105-67-9	2,4-Dimethylphenol	5040		330	53
51-28-5	2,4-Dinitrophenol	1050		1000	70
121-14-2	2,4-Dinitrotoluene	2980		67	9.7
606-20-2	2,6-Dinitrotoluene	2850		67	8.4
91-58-7	2-Chloronaphthalene	2750		330	47
95-57-8	2-Chlorophenol	5090		330	44
91-57-6	2-Methylnaphthalene	2750		330	48
95-48-7	2-Methylphenol	5140		330	48
88-74-4	2-Nitroaniline	2830		670	91
88-75-5	2-Nitrophenol	5470		330	54
106-44-5	4-Methylphenol	4360		330	54
100-52-7	Benzaldehyde	971		330	21
92-87-5	Benzidine	330	U	330	70
91-94-1	3,3'-Dichlorobenzidine	2210		670	73
99-09-2	3-Nitroaniline	2220		670	75
534-52-1	4,6-Dinitro-2-methylphenol	2230		1000	160
101-55-3	4-Bromophenyl phenyl ether	2790		330	59
59-50-7	4-Chloro-3-methylphenol	5280		330	56
106-47-8	4-Chloroaniline	1740		330	42
7005-72-3	4-Chlorophenyl phenyl ether	2790		330	57
100-01-6	4-Nitroaniline	2460		670	68
100-02-7	4-Nitrophenol	6230		1000	85
83-32-9	Acenaphthene	2860		330	47
208-96-8	Acenaphthylene	2690		330	47
98-86-2	Acetophenone	2590		330	49
120-12-7	Anthracene	2860		330	58

FORM I
GC/MS SEMI VOA ORGANICS ANALYSIS DATA SHEET

Lab Name: TestAmerica Edison | Job No.: 460-32109-1

SDG No.:

Client Sample ID: | Lab Sample ID: LCS 460-88750/2-A

Matrix: Solid | Lab File ID: p20118.d

Analysis Method: 8270C | Date Collected:

Extract. Method: 3541 | Date Extracted: 10/07/2011 18:49

Sample wt/vol: 15.00(g) | Date Analyzed: 10/10/2011 16:58

Con. Extract Vol.: 1(mL) | Dilution Factor: 1

Injection Volume: 1(uL) | Level: (low/med) Low

% Moisture: | GPC Cleanup:(Y/N) N

Analysis Batch No.: 89094 | Units: ug/Kg

CAS NO.	COMPOUND NAME	RESULT	Q	RL	MDL
1912-24-9	Atrazine	2480		330	62
56-55-3	Benzo[a]anthracene	2710		33	6.1
50-32-8	Benzo[a]pyrene	2790		33	4.1
205-99-2	Benzo[b]fluoranthene	2840		33	4.9
191-24-2	Benzo[g,h,i]perylene	2880		330	35
207-08-9	Benzo[k]fluoranthene	2820		33	4.6
92-52-4	Diphenyl	2770		330	55
111-91-1	Bis(2-chloroethoxy)methane	2790		330	47
111-44-4	Bis(2-chloroethyl)ether	2670		33	6.9
117-81-7	Bis(2-ethylhexyl) phthalate	2870		330	44
85-68-7	Butyl benzyl phthalate	2950		330	39
86-74-8	Carbazole	2860		330	53
105-60-2	Caprolactam	2890		330	45
218-01-9	Chrysene	2930		330	48
53-70-3	Dibenz(a,h)anthracene	2970		33	4.0
132-64-9	Dibenzofuran	2810		330	50
84-66-2	Diethyl phthalate	2940		330	44
131-11-3	Dimethyl phthalate	2850		330	45
84-74-2	Di-n-butyl phthalate	2950		330	51
117-84-0	Di-n-octyl phthalate	2630		330	39
206-44-0	Fluoranthene	2950		330	55
86-73-7	Fluorene	2870		330	56
118-74-1	Hexachlorobenzene	2800		33	4.6
87-68-3	Hexachlorobutadiene	2790		67	13
77-47-4	Hexachlorocyclopentadiene	2880		330	97
67-72-1	Hexachloroethane	2680		33	5.6
193-39-5	Indeno[1,2,3-cd]pyrene	3050		33	5.3
78-59-1	Isophorone	2820		330	38
91-20-3	Naphthalene	2750		330	48
98-95-3	Nitrobenzene	2700		33	7.4
62-75-9	N-Nitrosodimethylamine	2710		330	34
621-64-7	N-Nitrosodi-n-propylamine	2860		33	4.4
86-30-6	N-Nitrosodiphenylamine	2830		330	54
87-86-5	Pentachlorophenol	5520		1000	160

FORM I
GC/MS SEMI VOA ORGANICS ANALYSIS DATA SHEET

Lab Name: TestAmerica Edison | Job No.: 460-32109-1

SDG No.:

Client Sample ID: | Lab Sample ID: LCS 460-88750/2-A

Matrix: Solid | Lab File ID: p20118.d

Analysis Method: 8270C | Date Collected:

Extract. Method: 3541 | Date Extracted: 10/07/2011 18:49

Sample wt/vol: 15.00(g) | Date Analyzed: 10/10/2011 16:58

Con. Extract Vol.: 1(mL) | Dilution Factor: 1

Injection Volume: 1(uL) | Level: (low/med) Low

% Moisture: | GPC Cleanup:(Y/N) N

Analysis Batch No.: 89094 | Units: ug/Kg

CAS NO.	COMPOUND NAME	RESULT	Q	RL	MDL
85-01-8	Phenanthrene	2890		330	58
108-95-2	Phenol	5090		330	41
129-00-0	Pyrene	2910		330	57
108-60-1	bis (2-chloroisopropyl) ether	2910		330	43

CAS NO.	SURROGATE	%REC	Q	LIMITS
118-79-6	2,4,6-Tribromophenol	83		10-120
321-60-8	2-Fluorobiphenyl	78		40-109
367-12-4	2-Fluorophenol	71		37-125
4165-60-0	Nitrobenzene-d5	79		38-105
4165-62-2	Phenol-d5	70		41-118
1718-51-0	Terphenyl-d14	84		16-151

Data File: /chem/BNAMS10.i/8270/10-10-11/10oct11.b/p20118.d
Report Date: 11-Oct-2011 11:42

TestAmerica

SEMI-VOLATILE ORGANIC COMPOUND ANALYSIS

Data file : /chem/BNAMS10.i/8270/10-10-11/10oct11.b/p20118.d
Lab Smp Id: LCS 460-88750/2-A
Inj Date : 10-OCT-2011 16:58
Operator : BNAMS 4 Inst ID: BNAMS10.i
Smp Info : LCS 460-88750/2-A
Misc Info :
Comment :
Method : /chem/BNAMS10.i/8270/10-10-11/10oct11.b/8270C_08SP.m
Meth Date : 10-Oct-2011 15:44 monica Quant Type: ISTD
Cal Date : 10-OCT-2011 15:04 Cal File: p20115.d
Als bottle: 11 QC Sample: LCS
Dil Factor: 1.00000
Integrator: HP RTE Compound Sublist: all.sub
Target Version: 3.50
Processing Host: hpd1

Concentration Formula: Amt * DF * Uf*1000*Vt/(Ws*(100-M)/100) * CpndVariable

Name	Value	Description
DF	1.00000	Dilution Factor
Uf	1.00000	ng unit correction factor
Vt	1.00000	Volume of final extract (ml)
Ws	15.00000	Weight of sample extracted (g)
M	0.00000	% Moisture

Cpnd Variable Local Compound Variable

	Compounds	QUANT SIG MASS	RT	EXP RT	REL RT	RESPONSE	CONCENTRATIONS ON-COLUMN (ug/ml)	CONCENTRATIONS FINAL (ug/Kg)
	106 1,4-Dioxane	88	1.088	1.011	(0.293)	205650	20.2789	1400
	19 N-Nitrosodimethylamine	74	1.276	1.211	(0.344)	481778	40.6632	2700
	71 Pyridine	79	1.299	1.235	(0.350)	688338	32.8507	2200
$	16 2-Fluorophenol (SUR)	112	2.375	2.345	(0.639)	1106229	71.3031	4800
	110 Benzaldehyde	77	3.221	3.209	(0.867)	105047	14.5587	970
	73 Aniline	93	3.350	3.338	(0.902)	550940	25.8227	1700
$	17 Phenol-d5 (SUR)	99	3.368	3.350	(0.907)	1286303	70.3873	4700
	1 Phenol	94	3.385	3.368	(0.911)	1415811	76.3169	5100
	20 bis(2-Chloroethyl)ether	93	3.450	3.432	(0.929)	625055	40.0348	2700
	2 2-Chlorophenol	128	3.485	3.473	(0.938)	1148830	76.4099	5100
	113 n-decane	43	3.585	3.579	(0.965)	503603	37.4452	2500
	21 1,3-Dichlorobenzene	146	3.650	3.644	(0.983)	804886	40.4908	2700
*	79 1,4-Dichlorobenzene-d4	152	3.714	3.708	(1.000)	507451	40.0000	

Data File: /chem/BNAMS10.i/8270/10-10-11/10oct11.b/p20118.d
Report Date: 11-Oct-2011 11:42

	Compounds	QUANT SIG MASS	RT	EXP RT	REL RT	RESPONSE	CONCENTRATIONS ON-COLUMN (ug/ml)	FINAL (ug/Kg)
	22 1,4-Dichlorobenzene	146	3.732	3.726	(1.005)	803782	40.1486	2700
	74 Benzyl Alcohol	108	3.902	3.896	(1.051)	378040	44.9516	3000
	23 1,2-Dichlorobenzene	146	3.902	3.902	(1.051)	766229	40.9002	2700
	24 bis (2-chloroisopropyl) ether	45	4.061	4.061	(1.093)	519551	43.6003	2900
	3 2-Methylphenol	108	4.061	4.055	(1.093)	989832	77.1452	5100
	104 Acetophenone	105	4.190	4.184	(1.128)	787776	38.9071	2600
	25 N-Nitroso-di-n-propylamine	70	4.214	4.208	(1.134)	459657	42.8579	2800
	4 4-Methylphenol	108	4.249	4.237	(1.144)	922340	65.4471	4400
	123 3 & 4 Methylphenol	108	4.249	4.237	(1.144)	922340	64.9573	4300
	26 Hexachloroethane	117	4.278	4.278	(1.152)	309743	40.1591	2700
$	76 Nitrobenzene-d5 (SUR)	82	4.349	4.343	(0.849)	668223	39.4562	2600
	27 Nitrobenzene	77	4.372	4.366	(0.853)	958216	40.5073	2700
	107 N,N-Dimethylaniline	120	4.384	4.378	(1.180)	830969	39.1067	2600
	28 Isophorone	82	4.654	4.643	(0.908)	1027333	42.3304	2800
	5 2-Nitrophenol	139	4.725	4.725	(0.922)	621709	82.0548	5500
	6 2,4-Dimethylphenol	122	4.831	4.819	(0.943)	884690	75.5910	5000
	29 bis(2-Chloroethoxy)methane	93	4.919	4.913	(0.960)	593260	41.8226	2800
	15 Benzoic Acid	122	4.983	4.942	(0.972)	165375	29.3123	2000(M)
	7 2,4-Dichlorophenol	162	5.001	5.001	(0.976)	835535	74.2980	5000
	30 1,2,4-Trichlorobenzene	180	5.077	5.071	(0.991)	582992	41.9305	2800
*	80 Naphthalene-d8	136	5.124	5.118	(1.000)	1478402	40.0000	
	31 Naphthalene	128	5.142	5.142	(1.003)	1562186	41.2535	2800
	32 4-Chloroaniline	127	5.230	5.230	(1.021)	336385	26.1633	1700
	33 Hexachlorobutadiene	225	5.307	5.306	(1.036)	383463	41.8348	2800
	111 Caprolactam	113	5.624	5.571	(1.097)	108869	43.3815	2900(H)
	8 4-Chloro-3-methylphenol	107	5.788	5.782	(1.130)	795587	79.2497	5300
	34 2-Methylnaphthalene	142	5.876	5.876	(1.147)	984789	41.1865	2700
	35 Hexachlorocyclopentadiene	237	6.059	6.053	(0.875)	326460	43.1989	2900
	129 1,2,4,5-Tetrachlorobenzene	216	6.059	6.053	(0.875)	541201	41.9472	2800
	9 2,4,6-Trichlorophenol	196	6.194	6.188	(0.895)	575091	80.7530	5400
	10 2,4,5-Trichlorophenol	196	6.229	6.223	(0.900)	570748	79.6545	5300
$	77 2-Fluorobiphenyl (SUR)	172	6.270	6.270	(0.906)	986477	39.0440	2600
	102 Diphenyl	154	6.364	6.364	(0.919)	1164817	41.5141	2800
	36 2-Chloronaphthalene	162	6.370	6.364	(0.920)	902233	41.3090	2800
	103 Diphenyl Ether	170	6.476	6.476	(0.935)	641575	41.4940	2800
	37 2-Nitroaniline	65	6.493	6.487	(0.938)	327042	42.4849	2800
	38 Dimethylphthalate	163	6.705	6.699	(0.969)	847108	42.8183	2800
	40 2,6-Dinitrotoluene	165	6.746	6.740	(0.975)	193435	42.7160	2800
	39 Acenaphthylene	152	6.775	6.775	(0.979)	1202509	40.2778	2700
	41 3-Nitroaniline	138	6.905	6.899	(0.997)	151224	33.3048	2200
*	82 Acenaphthene-d10	164	6.922	6.922	(1.000)	719161	40.0000	
	42 Acenaphthene	154	6.958	6.952	(1.005)	787355	42.8962	2800
	11 2,4-Dinitrophenol	184	7.016	7.010	(1.014)	40576	15.7946	1000(a)
	12 4-Nitrophenol	65	7.128	7.116	(1.030)	350037	93.4532	6200
	43 Dibenzofuran	168	7.128	7.128	(1.030)	1125630	42.1156	2800
	44 2,4-Dinitrotoluene	165	7.146	7.140	(1.032)	244611	44.6378	3000
	130 2,3,4,6-Tetrachlorophenol	232	7.269	7.269	(1.050)	200225	42.0419	2800

Data File: /chem/BNAMS10.i/8270/10-10-11/10oct11.b/p20118.d
Report Date: 11-Oct-2011 11:42

	Compounds	QUANT SIG MASS	RT	EXP RT	REL RT	RESPONSE	CONCENTRATIONS ON-COLUMN (ug/ml)	CONCENTRATIONS FINAL (ug/Kg)
45	Diethylphthalate	149	7.410	7.404	(1.070)	793324	44.0780	2900
47	Fluorene	166	7.469	7.463	(1.079)	900411	43.1108	2900
46	4-Chlorophenyl-phenylether	204	7.486	7.486	(1.081)	449848	41.8316	2800
48	4-Nitroaniline	138	7.510	7.504	(1.085)	140637	36.9353	2500
13	4,6-Dinitro-2-methylphenol	198	7.545	7.539	(0.900)	109618	33.3929	2200
49	N-Nitrosodiphenylamine	169	7.610	7.604	(0.908)	594463	42.4853	2800
75	1,2-Diphenylhydrazine	77	7.639	7.633	(0.912)	1106592	43.7342	2900
$ 18	2,4,6-Tribromophenol (SUR)	330	7.710	7.704	(1.114)	244598	82.8476	5500
50	4-Bromophenyl-phenylether	248	7.962	7.956	(0.950)	248446	41.8215	2800
51	Hexachlorobenzene	284	8.015	8.009	(0.957)	251904	41.9309	2800
112	Atrazine	200	8.156	8.150	(0.973)	176775	37.1532	2500
14	Pentachlorophenol	266	8.215	8.215	(0.980)	257825	82.8161	5500
115	n-Octadecane	57	8.356	8.356	(0.997)	470657	47.4964	3200
* 83	Phenanthrene-d10	188	8.379	8.373	(1.000)	924482	40.0000	
52	Phenanthrene	178	8.397	8.397	(1.002)	1083181	43.3512	2900
53	Anthracene	178	8.450	8.444	(1.008)	1099259	42.9263	2900
54	Carbazole	167	8.620	8.620	(1.029)	895539	42.8741	2800
55	Di-n-butylphthalate	149	9.008	9.008	(1.075)	1119138	44.2165	2900
56	Fluoranthene	202	9.555	9.554	(1.140)	1064051	44.3060	3000
58	Benzidine	184	9.713	9.707	(1.159)	3592	0.62487	42(aR)
57	Pyrene	202	9.772	9.766	(0.891)	1042275	43.6761	2900
$ 78	Terphenyl-d14	244	9.954	9.954	(0.908)	686339	41.9444	2800
59	Butylbenzylphthalate	149	10.459	10.453	(0.954)	441086	44.1776	2900
60	3,3'-Dichlorobenzidine	252	10.953	10.953	(0.999)	236371	33.1722	2200
61	Benzo(a)anthracene	228	10.953	10.953	(0.999)	815683	40.5827	2700
* 81	Chrysene-d12	240	10.965	10.959	(1.000)	668065	40.0000	
62	Chrysene	228	10.994	10.988	(1.003)	789261	43.8971	2900
63	bis(2-Ethylhexyl)phthalate	149	11.065	11.065	(1.009)	578128	42.9815	2900
64	Di-n-octylphthalate	149	11.799	11.793	(0.936)	880323	39.4646	2600
65	Benzo(b)fluoranthene	252	12.152	12.146	(0.964)	767007	42.5503	2800
66	Benzo(k)fluoranthene	252	12.187	12.175	(0.967)	805904	42.3747	2800
67	Benzo(a)pyrene	252	12.534	12.528	(0.994)	647782	41.8422	2800
* 84	Perylene-d12	264	12.604	12.604	(1.000)	603826	40.0000	
68	Indeno(1,2,3-cd)pyrene	276	13.914	13.908	(1.104)	663529	45.6839	3000
69	Dibenz(a,h)anthracene	278	13.955	13.944	(1.107)	644930	44.5811	3000
70	Benzo(g,h,i)perylene	276	14.232	14.220	(1.129)	680309	43.2091	2900

QC Flag Legend

a - Target compound detected but, quantitated amount
    Below Limit Of Quantitation(BLOQ).
R - Spike/Surrogate failed recovery limits.
M - Compound response manually integrated.
H - Operator selected an alternate compound hit.

Data File: p20118.d

Date: 10-OCT-2011 16:58

Client ID: Instrument: BNAMS10.i

Sample Info: LCS 460-88750/2-A Operator: BNAMS 4

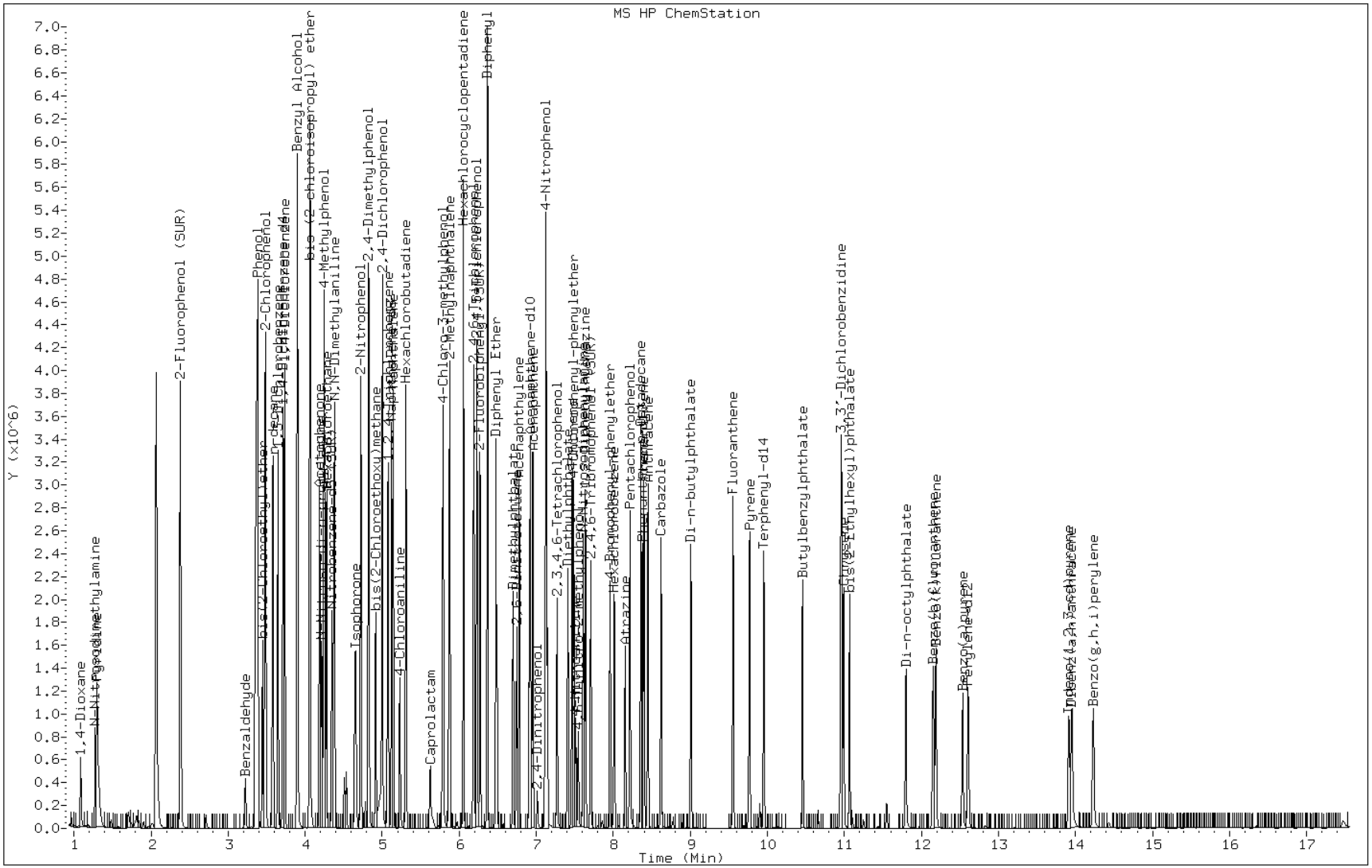

FORM I
GC/MS SEMI VOA ORGANICS ANALYSIS DATA SHEET

Lab Name: TestAmerica Edison | Job No.: 460-32109-1

SDG No.:

Client Sample ID: | Lab Sample ID: 460-31941-E-2-D MS

Matrix: Solid | Lab File ID: p20121.d

Analysis Method: 8270C | Date Collected: 10/03/2011 10:55

Extract. Method: 3541 | Date Extracted: 10/07/2011 18:49

Sample wt/vol: 15.02(g) | Date Analyzed: 10/10/2011 18:15

Con. Extract Vol.: 1(mL) | Dilution Factor: 1

Injection Volume: 1(uL) | Level: (low/med) Low

% Moisture: 5.0 | GPC Cleanup:(Y/N) N

Analysis Batch No.: 89094 | Units: ug/Kg

CAS NO.	COMPOUND NAME	RESULT	Q	RL	MDL
120-82-1	1,2,4-Trichlorobenzene	2680		35	5.7
95-50-1	1,2-Dichlorobenzene	2590		350	56
122-66-7	1,2-Diphenylhydrazine	2910		350	58
541-73-1	1,3-Dichlorobenzene	2630		350	48
106-46-7	1,4-Dichlorobenzene	2600		350	52
95-95-4	2,4,5-Trichlorophenol	5070		350	67
88-06-2	2,4,6-Trichlorophenol	5180		350	62
120-83-2	2,4-Dichlorophenol	4750		350	56
105-67-9	2,4-Dimethylphenol	4850		350	56
51-28-5	2,4-Dinitrophenol	989	J	1100	74
121-14-2	2,4-Dinitrotoluene	2890		70	10
606-20-2	2,6-Dinitrotoluene	2780		70	8.8
91-58-7	2-Chloronaphthalene	2650		350	49
95-57-8	2-Chlorophenol	4900		350	46
91-57-6	2-Methylnaphthalene	2650		350	51
95-48-7	2-Methylphenol	4980		350	50
88-74-4	2-Nitroaniline	2850		700	95
88-75-5	2-Nitrophenol	5210		350	57
106-44-5	4-Methylphenol	4150		350	57
100-52-7	Benzaldehyde	988		350	22
92-87-5	Benzidine	101	J	350	74
91-94-1	3,3'-Dichlorobenzidine	2130		700	77
99-09-2	3-Nitroaniline	2160		700	79
534-52-1	4,6-Dinitro-2-methylphenol	2280		1100	170
101-55-3	4-Bromophenyl phenyl ether	2760		350	62
59-50-7	4-Chloro-3-methylphenol	5190		350	58
106-47-8	4-Chloroaniline	1510		350	44
7005-72-3	4-Chlorophenyl phenyl ether	2750		350	60
100-01-6	4-Nitroaniline	2400		700	72
100-02-7	4-Nitrophenol	6270		1100	89
83-32-9	Acenaphthene	2740		350	50
208-96-8	Acenaphthylene	2610		350	50
98-86-2	Acetophenone	2500		350	52
120-12-7	Anthracene	2790		350	61

FORM I
GC/MS SEMI VOA ORGANICS ANALYSIS DATA SHEET

Lab Name: TestAmerica Edison | Job No.: 460-32109-1

SDG No.:

Client Sample ID: | Lab Sample ID: 460-31941-E-2-D MS

Matrix: Solid | Lab File ID: p20121.d

Analysis Method: 8270C | Date Collected: 10/03/2011 10:55

Extract. Method: 3541 | Date Extracted: 10/07/2011 18:49

Sample wt/vol: 15.02(g) | Date Analyzed: 10/10/2011 18:15

Con. Extract Vol.: 1(mL) | Dilution Factor: 1

Injection Volume: 1(uL) | Level: (low/med) Low

% Moisture: 5.0 | GPC Cleanup:(Y/N) N

Analysis Batch No.: 89094 | Units: ug/Kg

CAS NO.	COMPOUND NAME	RESULT	Q	RL	MDL
1912-24-9	Atrazine	2420		350	65
56-55-3	Benzo[a]anthracene	2660		35	6.4
50-32-8	Benzo[a]pyrene	2730		35	4.3
205-99-2	Benzo[b]fluoranthene	2930		35	5.2
191-24-2	Benzo[g,h,i]perylene	2880		350	37
207-08-9	Benzo[k]fluoranthene	2620		35	4.9
92-52-4	Diphenyl	2690		350	57
111-91-1	Bis(2-chloroethoxy)methane	2710		350	50
111-44-4	Bis(2-chloroethyl)ether	2530		35	7.2
117-81-7	Bis(2-ethylhexyl) phthalate	2880		350	46
85-68-7	Butyl benzyl phthalate	2770		350	41
86-74-8	Carbazole	2770		350	55
105-60-2	Caprolactam	2900		350	48
218-01-9	Chrysene	2830		350	51
53-70-3	Dibenz(a,h)anthracene	3000		35	4.2
132-64-9	Dibenzofuran	2790		350	52
84-66-2	Diethyl phthalate	2850		350	47
131-11-3	Dimethyl phthalate	2780		350	47
84-74-2	Di-n-butyl phthalate	2940		350	53
117-84-0	Di-n-octyl phthalate	2570		350	41
206-44-0	Fluoranthene	2860		350	58
86-73-7	Fluorene	2810		350	59
118-74-1	Hexachlorobenzene	2790		35	4.8
87-68-3	Hexachlorobutadiene	2640		70	14
77-47-4	Hexachlorocyclopentadiene	2570		350	100
67-72-1	Hexachloroethane	2600		35	5.9
193-39-5	Indeno[1,2,3-cd]pyrene	2920		35	5.6
78-59-1	Isophorone	2750		350	40
91-20-3	Naphthalene	2710		350	51
98-95-3	Nitrobenzene	2660		35	7.8
62-75-9	N-Nitrosodimethylamine	2680		350	35
621-64-7	N-Nitrosodi-n-propylamine	2780		35	4.6
86-30-6	N-Nitrosodiphenylamine	2940		350	57
87-86-5	Pentachlorophenol	5280		1100	170

FORM I
GC/MS SEMI VOA ORGANICS ANALYSIS DATA SHEET

Lab Name: TestAmerica Edison | Job No.: 460-32109-1

SDG No.:

Client Sample ID: | Lab Sample ID: 460-31941-E-2-D MS

Matrix: Solid | Lab File ID: p20121.d

Analysis Method: 8270C | Date Collected: 10/03/2011 10:55

Extract. Method: 3541 | Date Extracted: 10/07/2011 18:49

Sample wt/vol: 15.02(g) | Date Analyzed: 10/10/2011 18:15

Con. Extract Vol.: 1(mL) | Dilution Factor: 1

Injection Volume: 1(uL) | Level: (low/med) Low

% Moisture: 5.0 | GPC Cleanup:(Y/N) N

Analysis Batch No.: 89094 | Units: ug/Kg

CAS NO.	COMPOUND NAME	RESULT	Q	RL	MDL
85-01-8	Phenanthrene	2850		350	61
108-95-2	Phenol	4940		350	43
129-00-0	Pyrene	2810		350	60
108-60-1	bis (2-chloroisopropyl) ether	2760		350	46

CAS NO.	SURROGATE	%REC	Q	LIMITS
118-79-6	2,4,6-Tribromophenol	74		10-120
321-60-8	2-Fluorobiphenyl	72		40-109
367-12-4	2-Fluorophenol	65		37-125
4165-60-0	Nitrobenzene-d5	74		38-105
4165-62-2	Phenol-d5	63		41-118
1718-51-0	Terphenyl-d14	75		16-151

FORM I
GC/MS SEMI VOA ORGANICS ANALYSIS DATA SHEET

Lab Name: TestAmerica Edison | Job No.: 460-32109-1

SDG No.:

Client Sample ID: | Lab Sample ID: 460-31941-E-2-E MSD

Matrix: Solid | Lab File ID: p20122.d

Analysis Method: 8270C | Date Collected: 10/03/2011 10:55

Extract. Method: 3541 | Date Extracted: 10/07/2011 18:49

Sample wt/vol: 15.02(g) | Date Analyzed: 10/10/2011 18:41

Con. Extract Vol.: 1(mL) | Dilution Factor: 1

Injection Volume: 1(uL) | Level: (low/med) Low

% Moisture: 5.0 | GPC Cleanup:(Y/N) N

Analysis Batch No.: 89094 | Units: ug/Kg

CAS NO.	COMPOUND NAME	RESULT	Q	RL	MDL
120-82-1	1,2,4-Trichlorobenzene	2460		35	5.7
95-50-1	1,2-Dichlorobenzene	2500		350	56
122-66-7	1,2-Diphenylhydrazine	2730		350	58
541-73-1	1,3-Dichlorobenzene	2470		350	48
106-46-7	1,4-Dichlorobenzene	2510		350	52
95-95-4	2,4,5-Trichlorophenol	4860		350	67
88-06-2	2,4,6-Trichlorophenol	4800		350	62
120-83-2	2,4-Dichlorophenol	4380		350	56
105-67-9	2,4-Dimethylphenol	4450		350	56
51-28-5	2,4-Dinitrophenol	613	J	1100	74
121-14-2	2,4-Dinitrotoluene	2780		70	10
606-20-2	2,6-Dinitrotoluene	2630		70	8.8
91-58-7	2-Chloronaphthalene	2520		350	49
95-57-8	2-Chlorophenol	4530		350	46
91-57-6	2-Methylnaphthalene	2420		350	51
95-48-7	2-Methylphenol	4530		350	50
88-74-4	2-Nitroaniline	2660		700	95
88-75-5	2-Nitrophenol	4810		350	57
106-44-5	4-Methylphenol	3900		350	57
100-52-7	Benzaldehyde	1090		350	22
92-87-5	Benzidine	135	J	350	74
91-94-1	3,3'-Dichlorobenzidine	2230		700	77
99-09-2	3-Nitroaniline	2320		700	79
534-52-1	4,6-Dinitro-2-methylphenol	1530		1100	170
101-55-3	4-Bromophenyl phenyl ether	2590		350	62
59-50-7	4-Chloro-3-methylphenol	4910		350	58
106-47-8	4-Chloroaniline	1800		350	44
7005-72-3	4-Chlorophenyl phenyl ether	2620		350	60
100-01-6	4-Nitroaniline	2430		700	72
100-02-7	4-Nitrophenol	5640		1100	89
83-32-9	Acenaphthene	2590		350	50
208-96-8	Acenaphthylene	2490		350	50
98-86-2	Acetophenone	2320		350	52
120-12-7	Anthracene	2600		350	61

FORM I
GC/MS SEMI VOA ORGANICS ANALYSIS DATA SHEET

Lab Name: TestAmerica Edison | Job No.: 460-32109-1

SDG No.:

Client Sample ID: | Lab Sample ID: 460-31941-E-2-E MSD

Matrix: Solid | Lab File ID: p20122.d

Analysis Method: 8270C | Date Collected: 10/03/2011 10:55

Extract. Method: 3541 | Date Extracted: 10/07/2011 18:49

Sample wt/vol: 15.02(g) | Date Analyzed: 10/10/2011 18:41

Con. Extract Vol.: 1(mL) | Dilution Factor: 1

Injection Volume: 1(uL) | Level: (low/med) Low

% Moisture: 5.0 | GPC Cleanup:(Y/N) N

Analysis Batch No.: 89094 | Units: ug/Kg

CAS NO.	COMPOUND NAME	RESULT	Q	RL	MDL
1912-24-9	Atrazine	2360		350	65
56-55-3	Benzo[a]anthracene	2500		35	6.4
50-32-8	Benzo[a]pyrene	2630		35	4.3
205-99-2	Benzo[b]fluoranthene	2740		35	5.2
191-24-2	Benzo[g,h,i]perylene	2720		350	37
207-08-9	Benzo[k]fluoranthene	2540		35	4.9
92-52-4	Diphenyl	2510		350	57
111-91-1	Bis(2-chloroethoxy)methane	2490		350	50
111-44-4	Bis(2-chloroethyl)ether	2390		35	7.2
117-81-7	Bis(2-ethylhexyl) phthalate	2630		350	46
85-68-7	Butyl benzyl phthalate	2620		350	41
86-74-8	Carbazole	2670		350	55
105-60-2	Caprolactam	2750		350	48
218-01-9	Chrysene	2660		350	51
53-70-3	Dibenz(a,h)anthracene	2830		35	4.2
132-64-9	Dibenzofuran	2600		350	52
84-66-2	Diethyl phthalate	2780		350	47
131-11-3	Dimethyl phthalate	2680		350	47
84-74-2	Di-n-butyl phthalate	2790		350	53
117-84-0	Di-n-octyl phthalate	2460		350	41
206-44-0	Fluoranthene	2710		350	58
86-73-7	Fluorene	2670		350	59
118-74-1	Hexachlorobenzene	2660		35	4.8
87-68-3	Hexachlorobutadiene	2540		70	14
77-47-4	Hexachlorocyclopentadiene	2370		350	100
67-72-1	Hexachloroethane	2500		35	5.9
193-39-5	Indeno[1,2,3-cd]pyrene	2750		35	5.6
78-59-1	Isophorone	2560		350	40
91-20-3	Naphthalene	2470		350	51
98-95-3	Nitrobenzene	2470		35	7.8
62-75-9	N-Nitrosodimethylamine	2570		350	35
621-64-7	N-Nitrosodi-n-propylamine	2600		35	4.6
86-30-6	N-Nitrosodiphenylamine	2650		350	57
87-86-5	Pentachlorophenol	5020		1100	170

FORM I
GC/MS SEMI VOA ORGANICS ANALYSIS DATA SHEET

Lab Name: TestAmerica Edison | Job No.: 460-32109-1

SDG No.:

Client Sample ID: | Lab Sample ID: 460-31941-E-2-E MSD

Matrix: Solid | Lab File ID: p20122.d

Analysis Method: 8270C | Date Collected: 10/03/2011 10:55

Extract. Method: 3541 | Date Extracted: 10/07/2011 18:49

Sample wt/vol: 15.02(g) | Date Analyzed: 10/10/2011 18:41

Con. Extract Vol.: 1(mL) | Dilution Factor: 1

Injection Volume: 1(uL) | Level: (low/med) Low

% Moisture: 5.0 | GPC Cleanup:(Y/N) N

Analysis Batch No.: 89094 | Units: ug/Kg

CAS NO.	COMPOUND NAME	RESULT	Q	RL	MDL
85-01-8	Phenanthrene	2720		350	61
108-95-2	Phenol	4470		350	43
129-00-0	Pyrene	2640		350	60
108-60-1	bis (2-chloroisopropyl) ether	2590		350	46

CAS NO.	SURROGATE	%REC	Q	LIMITS
118-79-6	2,4,6-Tribromophenol	74		10-120
321-60-8	2-Fluorobiphenyl	69		40-109
367-12-4	2-Fluorophenol	62		37-125
4165-60-0	Nitrobenzene-d5	70		38-105
4165-62-2	Phenol-d5	60		41-118
1718-51-0	Terphenyl-d14	73		16-151

GC/MS SEMI VOA ANALYSIS RUN LOG

Lab Name: TestAmerica Edison Job No.: 460-32109-1

SDG No.:

Instrument ID: BNAMS10 Start Date: 10/10/2011 11:52

Analysis Batch Number: 89094 End Date: 10/10/2011 22:34

LAB SAMPLE ID	CLIENT SAMPLE ID	DATE ANALYZED	DILUTION FACTOR	LAB FILE ID	COLUMN ID
DFTPP 460-89094/1		10/10/2011 11:52	1	p20108.d	Rtx-5MS 0.25(mm)
ICIS 460-89094/2		10/10/2011 12:55	1	p20110.d	Rtx-5MS 0.25(mm)
IC 460-89094/3		10/10/2011 13:21	1	p20111.d	Rtx-5MS 0.25(mm)
IC 460-89094/4		10/10/2011 13:46	1	p20112.d	Rtx-5MS 0.25(mm)
IC 460-89094/5		10/10/2011 14:12	1	p20113.d	Rtx-5MS 0.25(mm)
IC 460-89094/6		10/10/2011 14:38	1	p20114.d	Rtx-5MS 0.25(mm)
IC 460-89094/7		10/10/2011 15:04	1	p20115.d	Rtx-5MS 0.25(mm)
LCS 460-88750/2-A		10/10/2011 16:58	1	p20118.d	Rtx-5MS 0.25(mm)
MB 460-88750/1-A		10/10/2011 17:24	1	p20119.d	Rtx-5MS 0.25(mm)
ZZZZZ		10/10/2011 17:50	1		Rtx-5MS 0.25(mm)
460-31941-E-2-D MS		10/10/2011 18:15	1	p20121.d	Rtx-5MS 0.25(mm)
460-31941-E-2-E MSD		10/10/2011 18:41	1	p20122.d	Rtx-5MS 0.25(mm)
ZZZZZ		10/10/2011 19:07	1		Rtx-5MS 0.25(mm)
ZZZZZ		10/10/2011 19:33	2		Rtx-5MS 0.25(mm)
ZZZZZ		10/10/2011 19:59	5		Rtx-5MS 0.25(mm)
ZZZZZ		10/10/2011 20:25	5		Rtx-5MS 0.25(mm)
ZZZZZ		10/10/2011 20:50	10		Rtx-5MS 0.25(mm)
ZZZZZ		10/10/2011 21:16	1		Rtx-5MS 0.25(mm)
ZZZZZ		10/10/2011 22:34	1		Rtx-5MS 0.25(mm)

GC/MS SEMI VOA ANALYSIS RUN LOG

Lab Name: TestAmerica Edison Job No.: 460-32109-1

SDG No.:

Instrument ID: BNAMS10 Start Date: 10/11/2011 09:28

Analysis Batch Number: 89099 End Date: 10/11/2011 21:01

LAB SAMPLE ID	CLIENT SAMPLE ID	DATE ANALYZED	DILUTION FACTOR	LAB FILE ID	COLUMN ID
DFTPP 460-89099/1		10/11/2011 09:28	1	p20134.d	Rtx-5MS 0.25(mm)
CCVIS 460-89099/2		10/11/2011 09:46	1	p20135.d	Rtx-5MS 0.25(mm)
ZZZZZ		10/11/2011 10:15	1		Rtx-5MS 0.25(mm)
ZZZZZ		10/11/2011 10:41	1		Rtx-5MS 0.25(mm)
ZZZZZ		10/11/2011 11:08	1		Rtx-5MS 0.25(mm)
ZZZZZ		10/11/2011 11:34	1		Rtx-5MS 0.25(mm)
ZZZZZ		10/11/2011 12:00	1		Rtx-5MS 0.25(mm)
ZZZZZ		10/11/2011 12:25	1		Rtx-5MS 0.25(mm)
ZZZZZ		10/11/2011 12:51	1		Rtx-5MS 0.25(mm)
ZZZZZ		10/11/2011 13:17	2		Rtx-5MS 0.25(mm)
ZZZZZ		10/11/2011 13:43	5		Rtx-5MS 0.25(mm)
ZZZZZ		10/11/2011 14:09	1		Rtx-5MS 0.25(mm)
ZZZZZ		10/11/2011 14:35	1		Rtx-5MS 0.25(mm)
ZZZZZ		10/11/2011 15:00	2		Rtx-5MS 0.25(mm)
ZZZZZ		10/11/2011 15:26	2		Rtx-5MS 0.25(mm)
ZZZZZ		10/11/2011 17:09	1		Rtx-5MS 0.25(mm)
ZZZZZ		10/11/2011 17:35	1		Rtx-5MS 0.25(mm)
ZZZZZ		10/11/2011 18:01	1		Rtx-5MS 0.25(mm)
ZZZZZ		10/11/2011 18:26	1		Rtx-5MS 0.25(mm)
ZZZZZ		10/11/2011 18:52	1		Rtx-5MS 0.25(mm)
ZZZZZ		10/11/2011 19:18	1		Rtx-5MS 0.25(mm)
460-32109-1	NH-01-C	10/11/2011 19:44	1	p20158.d	Rtx-5MS 0.25(mm)
ZZZZZ		10/11/2011 20:10	2		Rtx-5MS 0.25(mm)
ZZZZZ		10/11/2011 20:35	5		Rtx-5MS 0.25(mm)
ZZZZZ		10/11/2011 21:01	1		Rtx-5MS 0.25(mm)

GC/MS SEMI VOA BATCH WORKSHEET

Lab Name: TestAmerica Edison Job No.: 460-32109-1

SDG No.:

Batch Number: 88750 Batch Start Date: 10/07/11 18:49 Batch Analyst: Windham, Frank H

Batch Method: 3541 Batch End Date:

Lab Sample ID	Client Sample ID	Method Chain	Basis	InitialAmount	FinalAmount	OP8270SoilSUR 00002	OP8270SP 00020		
MB 460-88750/1		3541, 8270C		15.00 g	1 mL	500 uL			
LCS 460-88750/2		3541, 8270C		15.00 g	1 mL	500 uL	0.5 mL		
460-31941-E-2 MS		3541, 8270C	T	15.02 g	1 mL	500 uL	0.5 mL		
460-31941-E-2 MSD		3541, 8270C	T	15.02 g	1 mL	500 uL	0.5 mL		
460-32109-A-1	NH-01-C	3541, 8270C	T	15.05 g	1 mL	500 uL			

Batch Notes	
Balance ID	28
Batch Comment	BNA SOIL 8270C
Vendor lot number	K02E21
Na2SO4 Lot Number	K12590
Person's name who did the prep	FW
Person's name who witnessed reagent drop	WuH
Solvent	ACETONE/MeCl2

Basis	Basis Description
T	Total/NA

Method 8081A

Organochlorine Pesticides (GC) by Method 8081A

FORM II
PESTICIDES SURROGATE RECOVERY

Lab Name: TestAmerica Edison Job No.: 460-32109-1

SDG No.:

Matrix: Solid Level: Low

GC Column (1): CLP-1 ID: 0.53 (mm) GC Column (2): CLP-2 ID: 0.53 (mm)

Client Sample ID	Lab Sample ID	TCX1 #	TCX2 #	DCB1 #	DCB2 #
NH-01-C	460-32109-1	124	124	150	155 X
	MB 460-88756/1-A	86	87	89	100
	MB 460-88769/1-A	104	104	126	129
	LCS 460-88756/2-A	88	90	101	107
	LCS 460-88769/2-A	121	115	140	143
	460-32142-E-1-B MS	94	89	114	113
	460-32142-E-1-C MSD	102	95	115	118

	QC LIMITS
TCX = Tetrachloro-m-xylene	40-150
DCB = DCB Decachlorobiphenyl	53-150

Column to be used to flag recovery values

FORM II 8081A

FORM III
PESTICIDES LAB CONTROL SAMPLE RECOVERY

Lab Name: TestAmerica Edison Job No.: 460-32109-1

SDG No.:

Matrix: Solid Level: Low Lab File ID: WF694022.D

Lab ID: LCS 460-88756/2-A Client ID:

COMPOUND	SPIKE ADDED (ug/Kg)	LCS CONCENTRATION (ug/Kg)	LCS % REC	QC LIMITS REC	#
Chlordane	25.0	22.4	90	62-150	
Endrin	5.00	6.01	120	61-150	
gamma-BHC (Lindane)	5.00	4.67	93	58-136	
Heptachlor	5.00	5.87	117	58-137	
Heptachlor epoxide	5.00	5.45	109	59-136	
Methoxychlor	5.00	13.2	264	42-150	*
Toxaphene	50.0	32.3	65	70-130	*

Column to be used to flag recovery and RPD values

FORM III 8081A

FORM III
PESTICIDES LAB CONTROL SAMPLE RECOVERY

Lab Name: TestAmerica Edison Job No.: 460-32109-1

SDG No.:

Matrix: Solid Level: Low Lab File ID: WR694022.D

Lab ID: LCS 460-88756/2-A Client ID:

COMPOUND	SPIKE ADDED (ug/Kg)	LCS CONCENTRATION (ug/Kg)	LCS % REC	QC LIMITS REC	#
Chlordane	25.0	19.9	80	62-150	
Endrin	5.00	6.17	123	61-150	
gamma-BHC (Lindane)	5.00	4.53	91	58-136	
Heptachlor	5.00	4.91	98	58-137	
Heptachlor epoxide	5.00	4.37	87	59-136	
Methoxychlor	5.00	6.95	139	42-150	
Toxaphene	50.0	24.7	49	70-130	*

Column to be used to flag recovery and RPD values

FORM III 8081A

FORM III
PESTICIDES LAB CONTROL SAMPLE RECOVERY

Lab Name: TestAmerica Edison Job No.: 460-32109-1

SDG No.:

Matrix: Solid Level: Low Lab File ID: WF694014.D

Lab ID: LCS 460-88769/2-A Client ID:

COMPOUND	SPIKE ADDED (ug/Kg)	LCS CONCENTRATION (ug/Kg)	LCS % REC	QC LIMITS REC	#
Aldrin	133	150	112	58-143	
alpha-BHC	133	151	113	58-138	
beta-BHC	133	145	109	60-139	
alpha-Chlordane	133	148	111	49-143	
gamma-Chlordane	133	150	112	45-147	
delta-BHC	133	151	113	60-141	
Dieldrin	133	155	117	55-128	
Endosulfan II	133	154	116	59-133	
Endosulfan I	133	150	112	60-138	
Endosulfan sulfate	133	159	119	56-133	
Endrin	133	167	125	61-150	
Endrin aldehyde	133	119	89	55-122	
Endrin ketone	133	150	112	62-139	
gamma-BHC (Lindane)	133	151	113	58-136	
Heptachlor	133	161	121	58-137	
Heptachlor epoxide	133	149	111	59-136	
Methoxychlor	133	185	138	42-150	
4,4'-DDT	133	166	124	57-150	
4,4'-DDD	133	159	119	63-150	
4,4'-DDE	133	155	116	58-150	

Column to be used to flag recovery and RPD values

FORM III 8081A

FORM III
PESTICIDES LAB CONTROL SAMPLE RECOVERY

Lab Name: TestAmerica Edison Job No.: 460-32109-1

SDG No.:

Matrix: Solid Level: Low Lab File ID: WR694014.D

Lab ID: LCS 460-88769/2-A Client ID:

COMPOUND	SPIKE ADDED (ug/Kg)	LCS CONCENTRATION (ug/Kg)	LCS % REC	QC LIMITS REC	#
Aldrin	133	150	113	58-143	
alpha-BHC	133	148	111	58-138	
beta-BHC	133	148	111	60-139	
alpha-Chlordane	133	144	108	49-143	
gamma-Chlordane	133	143	107	45-147	
delta-BHC	133	150	113	60-141	
Dieldrin	133	149	112	55-128	
Endosulfan II	133	142	107	59-133	
Endosulfan I	133	148	111	60-138	
Endosulfan sulfate	133	141	106	56-133	
Endrin	133	155	116	61-150	
Endrin aldehyde	133	113	85	55-122	
Endrin ketone	133	139	104	62-139	
gamma-BHC (Lindane)	133	152	114	58-136	
Heptachlor	133	147	110	58-137	
Heptachlor epoxide	133	147	110	59-136	
Methoxychlor	133	145	109	42-150	
4,4'-DDT	133	150	113	57-150	
4,4'-DDD	133	152	114	63-150	
4,4'-DDE	133	149	112	58-150	

Column to be used to flag recovery and RPD values

FORM III 8081A

FORM III
PESTICIDES MATRIX SPIKE RECOVERY

Lab Name: TestAmerica Edison Job No.: 460-32109-1

SDG No.:

Matrix: Solid Level: Low Lab File ID: WF694015.D

Lab ID: 460-32142-E-1-B MS Client ID:

COMPOUND	SPIKE ADDED (ug/Kg)	SAMPLE CONCENTRATION (ug/Kg)	MS CONCENTRATION (ug/Kg)	MS % REC	QC LIMITS REC	#
Aldrin	179	9.0 U	161	90	58-143	
alpha-BHC	179	9.0 U	160	90	58-138	
beta-BHC	179	9.0 U	155	87	60-139	
alpha-Chlordane	179	9.0 U	158	88	49-143	
gamma-Chlordane	179	9.0 U	157	88	45-147	
delta-BHC	179	9.0 U	160	89	60-141	
Dieldrin	179	9.0 U	164	92	55-128	
Endosulfan II	179	9.0 U	162	91	59-133	
Endosulfan I	179	9.0 U	158	89	60-138	
Endosulfan sulfate	179	9.0 U	186	104	56-133	
Endrin	179	9.0 U	178	100	61-150	
Endrin aldehyde	179	9.0 U	146	82	55-122	
Endrin ketone	179	9.0 U	161	90	62-139	
gamma-BHC (Lindane)	179	9.0 U	161	90	58-136	
Heptachlor	179	9.0 U	171	96	58-137	
Heptachlor epoxide	179	9.0 U	157	88	59-136	
Methoxychlor	179	9.0 U	232	130	42-150	
4,4'-DDT	179	9.0 U	176	99	57-150	
4,4'-DDD	179	20	165	81	63-150	
4,4'-DDE	179	9.0 U	164	92	58-150	

Column to be used to flag recovery and RPD values

FORM III 8081A

FORM III
PESTICIDES MATRIX SPIKE RECOVERY

Lab Name: TestAmerica Edison Job No.: 460-32109-1

SDG No.:

Matrix: Solid Level: Low Lab File ID: WR694015.D

Lab ID: 460-32142-E-1-B MS Client ID:

COMPOUND	SPIKE ADDED (ug/Kg)	SAMPLE CONCENTRATION (ug/Kg)	MS CONCENTRATION (ug/Kg)	MS % REC	QC LIMITS REC	#
Aldrin	179	9.0 U	159	89	58-143	
alpha-BHC	179	9.0 U	157	88	58-138	
beta-BHC	179	9.0 U	155	87	60-139	
alpha-Chlordane	179	9.0 U	151	85	49-143	
gamma-Chlordane	179	9.0 U	149	83	45-147	
delta-BHC	179	9.0 U	157	88	60-141	
Dieldrin	179	9.0 U	156	87	55-128	
Endosulfan II	179	9.0 U	149	83	59-133	
Endosulfan I	179	9.0 U	152	85	60-138	
Endosulfan sulfate	179	9.0 U	148	83	56-133	
Endrin	179	9.0 U	159	89	61-150	
Endrin aldehyde	179	9.0 U	137	77	55-122	
Endrin ketone	179	9.0 U	146	82	62-139	
gamma-BHC (Lindane)	179	9.0 U	161	90	58-136	
Heptachlor	179	9.0 U	156	88	58-137	
Heptachlor epoxide	179	9.0 U	155	87	59-136	
Methoxychlor	179	9.0 U	156	88	42-150	
4,4'-DDT	179	9.0 U	155	87	57-150	
4,4'-DDD	179	17	161	81	63-150	
4,4'-DDE	179	9.0 U	156	88	58-150	

Column to be used to flag recovery and RPD values

FORM III 8081A

FORM III
PESTICIDES MATRIX SPIKE DUPLICATE RECOVERY

Lab Name: TestAmerica Edison Job No.: 460-32109-1

SDG No.:

Matrix: Solid Level: Low Lab File ID: WF694016.D

Lab ID: 460-32142-E-1-C MSD Client ID:

COMPOUND	SPIKE ADDED (ug/Kg)	MSD CONCENTRATION (ug/Kg)	MSD % REC	% RPD	QC LIMITS RPD	QC LIMITS REC	#
Aldrin	178	174	98	8	30	58-143	
alpha-BHC	178	175	98	9	30	58-138	
beta-BHC	178	167	94	8	30	60-139	
alpha-Chlordane	178	150	84	0	30	49-143	
gamma-Chlordane	178	152	85	2	30	45-147	
delta-BHC	178	174	98	9	30	60-141	
Dieldrin	178	171	96	5	30	55-128	
Endosulfan II	178	181	102	11	30	59-133	
Endosulfan I	178	152	85	0	30	60-138	
Endosulfan sulfate	178	204	115	9	30	56-133	
Endrin	178	193	108	8	30	61-150	
Endrin aldehyde	178	156	88	7	30	55-122	
Endrin ketone	178	174	97	7	30	62-139	
gamma-BHC (Lindane)	178	175	98	9	30	58-136	
Heptachlor	178	187	105	9	30	58-137	
Heptachlor epoxide	178	164	92	5	30	59-136	
Methoxychlor	178	224	126	4	30	42-150	
4,4'-DDT	178	189	106	7	30	57-150	
4,4'-DDD	178	176	88	7	30	63-150	
4,4'-DDE	178	162	91	3	30	58-150	

Column to be used to flag recovery and RPD values

FORM III 8081A

FORM III
PESTICIDES MATRIX SPIKE DUPLICATE RECOVERY

Lab Name: TestAmerica Edison Job No.: 460-32109-1

SDG No.:

Matrix: Solid Level: Low Lab File ID: WR694016.D

Lab ID: 460-32142-E-1-C MSD Client ID:

COMPOUND	SPIKE ADDED (ug/Kg)	MSD CONCENTRATION (ug/Kg)	MSD % REC	% RPD	QC LIMITS RPD	QC LIMITS REC	#
Aldrin	178	174	98	9	30	58-143	
alpha-BHC	178	173	97	10	30	58-138	
beta-BHC	178	167	94	8	30	60-139	
alpha-Chlordane	178	164	92	4	30	49-143	
gamma-Chlordane	178	161	90	2	30	45-147	
delta-BHC	178	172	96	9	30	60-141	
Dieldrin	178	168	94	7	30	55-128	
Endosulfan II	178	160	90	7	30	59-133	
Endosulfan I	178	168	94	6	30	60-138	
Endosulfan sulfate	178	159	89	7	30	56-133	
Endrin	178	173	97	9	30	61-150	
Endrin aldehyde	178	147	83	7	30	55-122	
Endrin ketone	178	159	89	9	30	62-139	
gamma-BHC (Lindane)	178	175	98	9	30	58-136	
Heptachlor	178	171	96	9	30	58-137	
Heptachlor epoxide	178	169	95	7	30	59-136	
Methoxychlor	178	167	94	7	30	42-150	
4,4'-DDT	178	167	94	8	30	57-150	
4,4'-DDD	178	171	87	6	30	63-150	
4,4'-DDE	178	167	94	2	30	58-150	

Column to be used to flag recovery and RPD values

FORM III 8081A

FORM IV
PESTICIDES METHOD BLANK SUMMARY

Lab Name: TestAmerica Edison Job No.: 460-32109-1

SDG No.:

Lab Sample ID: MB 460-88756/1-A

Matrix: Solid Date Extracted: 10/07/2011 18:42

Lab File ID:(1) WR694021.D Lab File ID:(2) WF694021.D

Date Analyzed:(1) 10/10/2011 08:52 Date Analyzed:(2) 10/10/2011 08:52

Instrument ID:(1) PESTGC4 Instrument ID:(2) PESTGC4

GC Column:(1) CLP-1 ID: 0.53(mm) GC Column:(2) CLP-2 ID: 0.53(mm)

THIS METHOD BLANK APPLIES TO THE FOLLOWING SAMPLES:

CLIENT SAMPLE ID	LAB SAMPLE ID	DATE ANALYZED 1	DATE ANALYZED 2
	LCS 460-88756/2-A	10/10/2011 09:06	10/10/2011 09:06

FORM IV
PESTICIDES METHOD BLANK SUMMARY

Lab Name: TestAmerica Edison Job No.: 460-32109-1

SDG No.:

Lab Sample ID: MB 460-88769/1-A

Matrix: Solid Date Extracted: 10/08/2011 07:41

Lab File ID:(1) WR694013.D Lab File ID:(2) WF694013.D

Date Analyzed:(1) 10/10/2011 07:00 Date Analyzed:(2) 10/10/2011 07:00

Instrument ID:(1) PESTGC4 Instrument ID:(2) PESTGC4

GC Column:(1) CLP-1 ID: 0.53(mm) GC Column:(2) CLP-2 ID: 0.53(mm)

THIS METHOD BLANK APPLIES TO THE FOLLOWING SAMPLES:

CLIENT SAMPLE ID	LAB SAMPLE ID	DATE ANALYZED 1	DATE ANALYZED 2
	LCS 460-88769/2-A	10/10/2011 07:14	10/10/2011 07:14
	460-32142-E-1-B MS	10/10/2011 07:28	10/10/2011 07:28
	460-32142-E-1-C MSD	10/10/2011 07:42	10/10/2011 07:42
NH-01-C	460-32109-1	10/10/2011 15:27	10/10/2011 15:27

FORM VIII
PESTICIDES ANALYTICAL SEQUENCE

Lab Name: TestAmerica Edison Job No.: 460-32109-1

SDG No.:

Sample No.: CCVRT 460-88903/5 Date Analyzed: 10/10/2011 06:32

Instrument ID: PESTGC4 GC Column: CLP-2 ID: 0.53(mm)

Lab File ID (Standard): WF694012.D Heated Purge: (Y/N) N

Calibration ID: 12498

THE ANALYTICAL SEQUENCE OF BLANKS, SAMPLES, STANDARDS, MS/MSDs AND LCSs IS GIVEN BELOW:

				TCX	DCB	
				RT #	RT #	
CONTINUING CALIBRATION SURROGATE				2.59	10.08	
UPPER LIMIT				2.64	10.18	
LOWER LIMIT				2.54	9.98	
LAB SAMPLE ID	CLIENT SAMPLE ID	DATE ANALYZED	LAB FILE ID			
CCVRT 460-88903/5		10/10/2011 06:32	WF694012.D	2.59	10.08	
MB 460-88769/1-A		10/10/2011 07:00	WF694013.D	2.58	10.08	
LCS 460-88769/2-A		10/10/2011 07:14	WF694014.D	2.59	10.08	
460-32142-E-1-B MS		10/10/2011 07:28	WF694015.D	2.59	10.08	
460-32142-E-1-C MSD		10/10/2011 07:42	WF694016.D	2.59	10.08	
MB 460-88756/1-A		10/10/2011 08:52	WF694021.D	2.59	10.08	
LCS 460-88756/2-A		10/10/2011 09:06	WF694022.D	2.59	10.08	
CCV 460-88903/24		10/10/2011 11:11	WF694031.D	2.58	10.08	

TCX = Tetrachloro-m-xylene
DCB = DCB Decachlorobiphenyl

TCX RT Limit = ± 0.05 minutes of surrogate RT
DCB RT Limit = ± 0.1 minutes of surrogate RT

Column used to flag values outside QC limits

FORM VIII 8081A

FORM VIII
PESTICIDES ANALYTICAL SEQUENCE

Lab Name: TestAmerica Edison Job No.: 460-32109-1

SDG No.:

Sample No.: CCVRT 460-88903/5 Date Analyzed: 10/10/2011 06:32

Instrument ID: PESTGC4 GC Column: CLP-1 ID: 0.53(mm)

Lab File ID (Standard): WR694012.D Heated Purge: (Y/N) N

Calibration ID: 12497

THE ANALYTICAL SEQUENCE OF BLANKS, SAMPLES, STANDARDS, MS/MSDs AND LCSs IS GIVEN BELOW:

				TCX	DCB	
				RT #	RT #	
CONTINUING CALIBRATION SURROGATE				2.06	9.12	
UPPER LIMIT				2.11	9.22	
LOWER LIMIT				2.01	9.02	
LAB SAMPLE ID	CLIENT SAMPLE ID	DATE ANALYZED	LAB FILE ID			
CCVRT 460-88903/5		10/10/2011 06:32	WR694012.D	2.06	9.12	
MB 460-88769/1-A		10/10/2011 07:00	WR694013.D	2.06	9.12	
LCS 460-88769/2-A		10/10/2011 07:14	WR694014.D	2.06	9.12	
460-32142-E-1-B MS		10/10/2011 07:28	WR694015.D	2.06	9.12	
460-32142-E-1-C MSD		10/10/2011 07:42	WR694016.D	2.06	9.12	
MB 460-88756/1-A		10/10/2011 08:52	WR694021.D	2.06	9.12	
LCS 460-88756/2-A		10/10/2011 09:06	WR694022.D	2.06	9.12	
CCV 460-88903/24		10/10/2011 11:11	WR694031.D	2.06	9.12	

TCX = Tetrachloro-m-xylene
DCB = DCB Decachlorobiphenyl

TCX RT Limit = ± 0.05 minutes of surrogate RT
DCB RT Limit = ± 0.1 minutes of surrogate RT

Column used to flag values outside QC limits

FORM VIII 8081A

FORM VIII
PESTICIDES ANALYTICAL SEQUENCE

Lab Name: TestAmerica Edison Job No.: 460-32109-1

SDG No.:

Sample No.: CCVRT 460-89029/5 Date Analyzed: 10/10/2011 13:08

Instrument ID: PESTGC4 GC Column: CLP-2 ID: 0.53(mm)

Lab File ID (Standard): WF694036.D Heated Purge: (Y/N) N

Calibration ID: 12498

THE ANALYTICAL SEQUENCE OF BLANKS, SAMPLES, STANDARDS, MS/MSDs AND LCSs IS GIVEN BELOW:

				TCX	DCB	
				RT #	RT #	
CONTINUING CALIBRATION SURROGATE				2.59	10.08	
UPPER LIMIT				2.64	10.18	
LOWER LIMIT				2.54	9.98	
LAB SAMPLE ID	CLIENT SAMPLE ID	DATE ANALYZED	LAB FILE ID			
CCVRT 460-89029/5		10/10/2011 13:08	WF694036.D	2.59	10.08	
460-32109-1	NH-01-C	10/10/2011 15:27	WF694046.D	2.59	10.08	
CCV 460-89029/26		10/10/2011 18:01	WF694057.D	2.59	10.08	

TCX = Tetrachloro-m-xylene
DCB = DCB Decachlorobiphenyl

TCX RT Limit = ± 0.05 minutes of surrogate RT
DCB RT Limit = ± 0.1 minutes of surrogate RT

Column used to flag values outside QC limits

FORM VIII 8081A

FORM VIII
PESTICIDES ANALYTICAL SEQUENCE

Lab Name: TestAmerica Edison Job No.: 460-32109-1

SDG No.:

Sample No.: CCVRT 460-89029/5 Date Analyzed: 10/10/2011 13:08

Instrument ID: PESTGC4 GC Column: CLP-1 ID: 0.53(mm)

Lab File ID (Standard): WR694036.D Heated Purge: (Y/N) N

Calibration ID: 12497

THE ANALYTICAL SEQUENCE OF BLANKS, SAMPLES, STANDARDS, MS/MSDs AND LCSs IS GIVEN BELOW:

				TCX	DCB	
				RT #	RT #	
CONTINUING CALIBRATION SURROGATE				2.07	9.12	
UPPER LIMIT				2.12	9.22	
LOWER LIMIT				2.02	9.02	
LAB SAMPLE ID	CLIENT SAMPLE ID	DATE ANALYZED	LAB FILE ID			
CCVRT 460-89029/5		10/10/2011 13:08	WR694036.D	2.07	9.12	
460-32109-1	NH-01-C	10/10/2011 15:27	WR694046.D	2.06	9.12	
CCV 460-89029/26		10/10/2011 18:01	WR694057.D	2.06	9.12	

TCX = Tetrachloro-m-xylene
DCB = DCB Decachlorobiphenyl

TCX RT Limit = ± 0.05 minutes of surrogate RT
DCB RT Limit = ± 0.1 minutes of surrogate RT

Column used to flag values outside QC limits

FORM VIII 8081A

FORM X
IDENTIFICATION SUMMARY

Lab Name: TestAmerica Edison Job No.: 460-32109-1

SDG No.:

Client Sample ID: Lab Sample ID: LCS 460-88756/2-A

Instrument ID (1): PESTGC4 Instrument ID (2): PESTGC4

Date Analyzed (1): 10/10/2011 09:06 Date Analyzed (2): 10/10/2011 09:06

GC Column (1): CLP-1 ID: 0.53(mm) GC Column (2): CLP-2 ID: 0.53(mm)

ANALYTE	COL	PEAK	RT	RT WINDOW		CONCENTRATION		RPD
				FROM	TO	PEAK	MEAN	
gamma-BHC (Lindane)	1		3.34	3.29	3.39	4.53		3.0
	2		4.63	4.58	4.68	4.67		
Heptachlor	1		4.26	4.22	4.32	4.91		17.7
	2		5.62	5.56	5.66	5.87		
Heptachlor epoxide	1		6.08	6.01	6.15	4.37		22.0
	2		6.92	6.84	6.98	5.45		
Endrin	1		7.06	6.99	7.13	6.17		2.6
	2		7.97	7.90	8.04	6.01		
Methoxychlor	1		7.88	7.81	7.95	6.95		62.1
	2		8.86	8.79	8.93	13.2		
Toxaphene	1	1	7.37	7.28	7.42	20.1	24.7	26.9
		2	7.39	7.33	7.47	24.5		
		3	7.62	7.55	7.69	15.3		
		4	7.68	7.62	7.76	28.0		
		5	8.07	8.01	8.15	28.9		
		6	8.13	8.08	8.22	12.9		
		7	8.42	8.35	8.49	39.0		
		8	8.53	8.46	8.60	28.6		
	2	1	7.90	7.84	7.98	20.7	32.3	
		2	8.28	8.21	8.35	29.3		
		3	8.50	8.43	8.57	37.6		
		4	8.57	8.50	8.64	29.1		
		6	8.91	8.84	8.98	20.3		
		7	9.16	9.09	9.23	50.1		
		8	9.29	9.23	9.37	39.1		
Chlordane	1	1	4.11	4.06	4.20	17.7	19.9	11.8
		3	5.14	5.08	5.22	17.5		
		4	5.97	5.91	6.05	18.4		
		5	6.27	6.21	6.35	17.8		
		6	6.43	6.36	6.50	17.6		
		8	7.21	7.15	7.29	30.4		
	2	1	5.29	5.23	5.37	19.0	22.4	
		3	6.45	6.39	6.53	19.7		
		4	7.11	7.04	7.18	22.0		
		5	7.21	7.14	7.28	20.0		
		6	7.27	7.20	7.34	23.3		
		8	8.27	8.18	8.32	30.4		

FORM X
IDENTIFICATION SUMMARY

Lab Name: TestAmerica Edison Job No.: 460-32109-1

SDG No.:

Client Sample ID: Lab Sample ID: LCS 460-88769/2-A

Instrument ID (1): PESTGC4 Instrument ID (2): PESTGC4

Date Analyzed (1): 10/10/2011 07:14 Date Analyzed (2): 10/10/2011 07:14

GC Column (1): CLP-1 ID: 0.53(mm) GC Column (2): CLP-2 ID: 0.53(mm)

ANALYTE	COL	PEAK	RT	RT WINDOW		CONCENTRATION		RPD
				FROM	TO	PEAK	MEAN	
alpha-BHC	1		2.72	2.67	2.77	148		1.9
	2		3.86	3.81	3.91	151		
gamma-BHC (Lindane)	1		3.34	3.29	3.39	152		0.2
	2		4.63	4.58	4.68	151		
beta-BHC	1		3.51	3.46	3.56	148		2.1
	2		4.79	4.74	4.84	145		
delta-BHC	1		3.86	3.81	3.91	150		0.8
	2		5.44	5.38	5.48	151		
Heptachlor	1		4.27	4.22	4.32	147		9.2
	2		5.61	5.56	5.66	161		
Aldrin	1		4.86	4.81	4.91	150		0.1
	2		6.27	6.22	6.32	150		
Heptachlor epoxide	1		6.08	6.01	6.15	147		1.3
	2		6.91	6.84	6.98	149		
gamma-Chlordane	1		6.27	6.20	6.34	143		4.5
	2		7.11	7.04	7.18	150		
alpha-Chlordane	1		6.43	6.36	6.50	144		2.7
	2		7.27	7.19	7.33	148		
4,4'-DDE	1		6.51	6.44	6.58	149		4.0
	2		7.41	7.34	7.48	155		
Endosulfan I	1		6.59	6.52	6.66	148		1.4
	2		7.34	7.27	7.41	150		
Dieldrin	1		6.83	6.76	6.90	149		3.9
	2		7.63	7.56	7.70	155		
Endrin	1		7.06	6.99	7.13	155		7.3
	2		7.97	7.90	8.04	167		
4,4'-DDD	1		7.10	7.03	7.17	152		4.8
	2		8.05	7.98	8.12	159		
Endosulfan II	1		7.28	7.21	7.35	142		8.1
	2		8.20	8.13	8.27	154		
4,4'-DDT	1		7.38	7.31	7.45	150		9.9
	2		8.37	8.30	8.44	166		
Endrin aldehyde	1		7.71	7.64	7.78	113		4.9
	2		8.49	8.42	8.56	119		
Methoxychlor	1		7.88	7.81	7.95	145		24.0
	2		8.86	8.79	8.93	185		
Endosulfan sulfate	1		8.18	8.11	8.25	141		11.4
	2		8.70	8.63	8.77	159		
Endrin ketone	1		8.43	8.36	8.50	139		7.5
	2		9.08	9.01	9.15	150		

FORM X
IDENTIFICATION SUMMARY

Lab Name: TestAmerica Edison Job No.: 460-32109-1

SDG No.:

Client Sample ID: Lab Sample ID: 460-32142-E-1-B MS

Instrument ID (1): PESTGC4 Instrument ID (2): PESTGC4

Date Analyzed (1): 10/10/2011 07:28 Date Analyzed (2): 10/10/2011 07:28

GC Column (1): CLP-1 ID: 0.53(mm) GC Column (2): CLP-2 ID: 0.53(mm)

ANALYTE	COL	PEAK	RT	RT WINDOW		CONCENTRATION		RPD
				FROM	TO	PEAK	MEAN	
alpha-BHC	1		2.72	2.67	2.77	157		2.0
	2		3.86	3.81	3.91	160		
gamma-BHC (Lindane)	1		3.34	3.29	3.39	161		0.0
	2		4.63	4.58	4.68	161		
beta-BHC	1		3.51	3.46	3.56	155		0.4
	2		4.79	4.74	4.84	155		
delta-BHC	1		3.86	3.81	3.91	157		1.5
	2		5.44	5.38	5.48	160		
Heptachlor	1		4.27	4.22	4.32	156		8.7
	2		5.61	5.56	5.66	171		
Aldrin	1		4.86	4.81	4.91	159		1.1
	2		6.27	6.22	6.32	161		
Heptachlor epoxide	1		6.08	6.01	6.15	155		1.2
	2		6.91	6.84	6.98	157		
gamma-Chlordane	1		6.27	6.20	6.34	149		5.5
	2		7.11	7.04	7.18	157		
alpha-Chlordane	1		6.43	6.36	6.50	151		4.1
	2		7.27	7.19	7.33	158		
4,4'-DDE	1		6.51	6.44	6.58	156		4.7
	2		7.41	7.34	7.48	164		
Endosulfan I	1		6.59	6.52	6.66	152		3.7
	2		7.34	7.27	7.41	158		
Dieldrin	1		6.83	6.76	6.90	156		4.8
	2		7.63	7.56	7.70	164		
Endrin	1		7.06	6.99	7.13	159		11.3
	2		7.97	7.90	8.04	178		
4,4'-DDD	1		7.10	7.03	7.17	161		2.4
	2		8.05	7.98	8.12	165		
Endosulfan II	1		7.28	7.21	7.35	149		8.8
	2		8.20	8.13	8.27	162		
4,4'-DDT	1		7.38	7.31	7.45	155		12.8
	2		8.37	8.30	8.44	176		
Endrin aldehyde	1		7.71	7.64	7.78	137		6.4
	2		8.49	8.42	8.56	146		
Methoxychlor	1		7.88	7.81	7.95	156		39.0
	2		8.86	8.79	8.93	232		
Endosulfan sulfate	1		8.18	8.11	8.25	148		22.5
	2		8.70	8.63	8.77	186		
Endrin ketone	1		8.43	8.36	8.50	146		9.8
	2		9.08	9.01	9.15	161		

FORM X
IDENTIFICATION SUMMARY

Lab Name: TestAmerica Edison Job No.: 460-32109-1

SDG No.:

Client Sample ID: Lab Sample ID: 460-32142-E-1-C MSD

Instrument ID (1): PESTGC4 Instrument ID (2): PESTGC4

Date Analyzed (1): 10/10/2011 07:42 Date Analyzed (2): 10/10/2011 07:42

GC Column (1): CLP-1 ID: 0.53(mm) GC Column (2): CLP-2 ID: 0.53(mm)

ANALYTE	COL	PEAK	RT	RT WINDOW		CONCENTRATION		RPD
				FROM	TO	PEAK	MEAN	
alpha-BHC	1		2.72	2.67	2.77	173		1.4
	2		3.86	3.81	3.91	175		
gamma-BHC (Lindane)	1		3.35	3.29	3.39	175		0.1
	2		4.63	4.58	4.68	175		
beta-BHC	1		3.51	3.46	3.56	167		0.2
	2		4.79	4.74	4.84	167		
delta-BHC	1		3.86	3.81	3.91	172		1.4
	2		5.44	5.38	5.48	174		
Heptachlor	1		4.27	4.22	4.32	171		9.0
	2		5.62	5.56	5.66	187		
Aldrin	1		4.87	4.81	4.91	174		0.2
	2		6.27	6.22	6.32	174		
Heptachlor epoxide	1		6.09	6.01	6.15	169		3.1
	2		6.92	6.84	6.98	164		
gamma-Chlordane	1		6.27	6.20	6.34	161		6.1
	2		7.11	7.04	7.18	152		
alpha-Chlordane	1		6.44	6.36	6.50	164		8.5
	2		7.27	7.19	7.33	150		
4,4'-DDE	1		6.51	6.44	6.58	167		3.4
	2		7.41	7.34	7.48	162		
Endosulfan I	1		6.59	6.52	6.66	168		9.7
	2		7.34	7.27	7.41	152		
Dieldrin	1		6.83	6.76	6.90	168		2.0
	2		7.63	7.56	7.70	171		
Endrin	1		7.06	6.99	7.13	173		10.7
	2		7.97	7.90	8.04	193		
4,4'-DDD	1		7.10	7.03	7.17	171		2.7
	2		8.05	7.98	8.12	176		
Endosulfan II	1		7.28	7.21	7.35	160		12.3
	2		8.20	8.13	8.27	181		
4,4'-DDT	1		7.38	7.31	7.45	167		12.3
	2		8.37	8.30	8.44	189		
Endrin aldehyde	1		7.71	7.64	7.78	147		6.0
	2		8.49	8.42	8.56	156		
Methoxychlor	1		7.88	7.81	7.95	167		28.9
	2		8.86	8.79	8.93	224		
Endosulfan sulfate	1		8.18	8.11	8.25	159		25.1
	2		8.70	8.63	8.77	204		
Endrin ketone	1		8.43	8.36	8.50	159		8.6
	2		9.08	9.01	9.15	174		

FORM I
PESTICIDES ORGANICS ANALYSIS DATA SHEET

Lab Name: TestAmerica Edison Job No.: 460-32109-1

SDG No.:

Client Sample ID: NH-01-C Lab Sample ID: 460-32109-1

Matrix: Solid Lab File ID: WF694046.D

Analysis Method: 8081A Date Collected: 10/06/2011 14:00

Extraction Method: 3541 Date Extracted: 10/10/2011 06:23

Sample wt/vol: 15.04(g) Date Analyzed: 10/10/2011 15:27

Con. Extract Vol.: 10(mL) Dilution Factor: 1

Injection Volume: 1(uL) GC Column: CLP-2 ID: 0.53(mm)

% Moisture: 9.0 GPC Cleanup:(Y/N) N

Analysis Batch No.: 89029 Units: ug/Kg

CAS NO.	SURROGATE	%REC	Q	LIMITS
2051-24-3	DCB Decachlorobiphenyl	155	X	53-150
877-09-8	Tetrachloro-m-xylene	124		40-150

Data File: WF694046.D

Date: 10-OCT-2011 15:27

Client ID: NH-01-C Instrument: PESTGC4.i

Sample Info: 460-32109-A-1-I Operator:

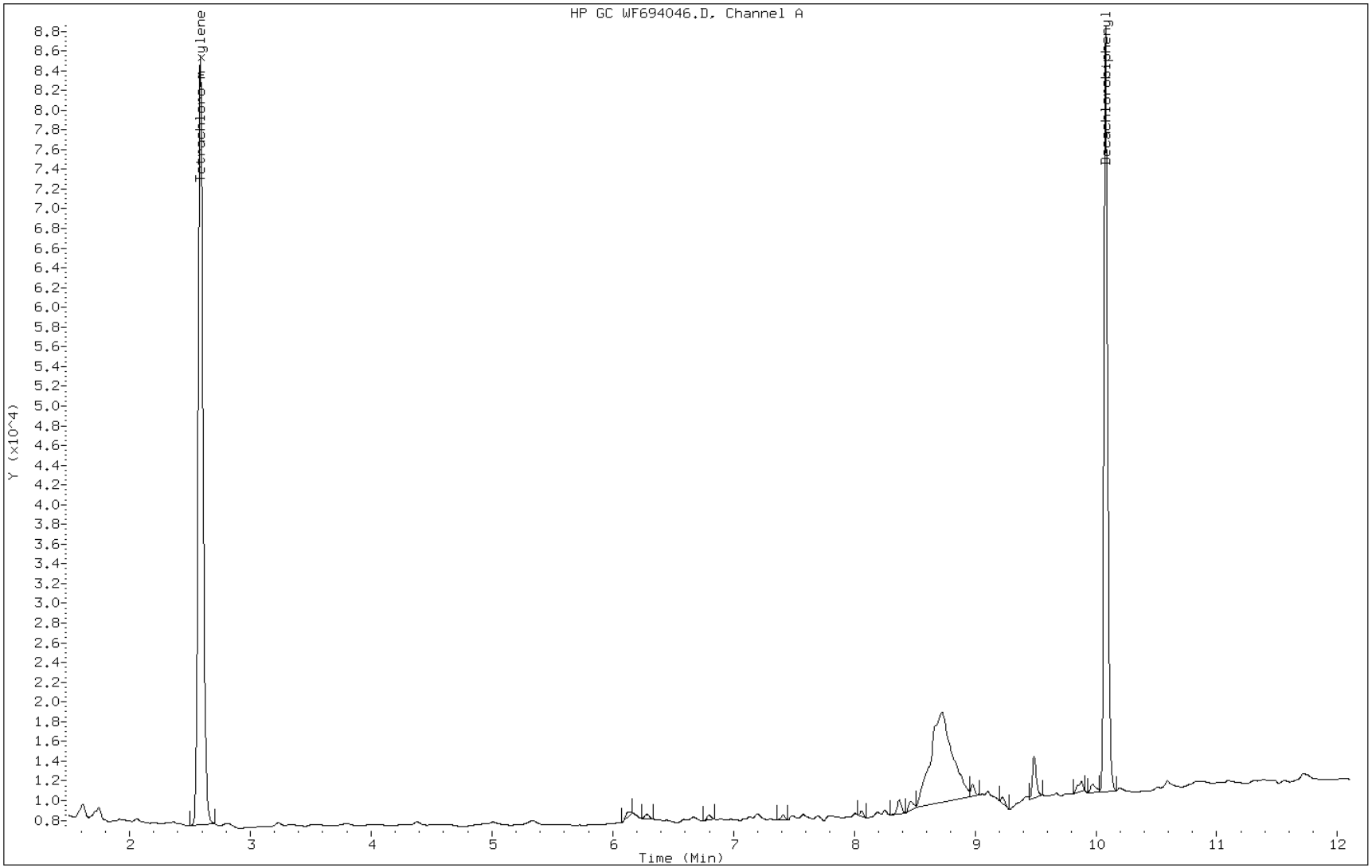

FORM I
PESTICIDES ORGANICS ANALYSIS DATA SHEET

Lab Name: TestAmerica Edison | Job No.: 460-32109-1

SDG No.:

Client Sample ID: NH-01-C | Lab Sample ID: 460-32109-1

Matrix: Solid | Lab File ID: WR694046.D

Analysis Method: 8081A | Date Collected: 10/06/2011 14:00

Extraction Method: 3541 | Date Extracted: 10/10/2011 06:23

Sample wt/vol: 15.04(g) | Date Analyzed: 10/10/2011 15:27

Con. Extract Vol.: 10(mL) | Dilution Factor: 1

Injection Volume: 1(uL) | GC Column: CLP-1 ID: 0.53(mm)

% Moisture: 9.0 | GPC Cleanup:(Y/N) N

Analysis Batch No.: 89029 | Units: ug/Kg

CAS NO.	COMPOUND NAME	RESULT	Q	RL	MDL
309-00-2	Aldrin	7.3	U	7.3	1.6
319-84-6	alpha-BHC	7.3	U	7.3	1.4
319-85-7	beta-BHC	7.3	U	7.3	1.0
57-74-9	Chlordane	73	U	73	16
319-86-8	delta-BHC	7.3	U	7.3	1.1
60-57-1	Dieldrin	7.3	U	7.3	1.4
33213-65-9	Endosulfan II	7.3	U	7.3	1.1
959-98-8	Endosulfan I	7.3	U	7.3	1.5
1031-07-8	Endosulfan sulfate	7.3	U	7.3	0.94
72-20-8	Endrin	7.3	U	7.3	1.0
7421-93-4	Endrin aldehyde	7.3	U	7.3	1.8
53494-70-5	Endrin ketone	7.3	U	7.3	1.1
58-89-9	gamma-BHC (Lindane)	7.3	U	7.3	0.85
76-44-8	Heptachlor	7.3	U	7.3	1.1
1024-57-3	Heptachlor epoxide	7.3	U	7.3	1.5
72-43-5	Methoxychlor	7.3	U	7.3	0.82
8001-35-2	Toxaphene	73	U	73	15
50-29-3	4,4'-DDT	7.3	U	7.3	0.92
72-54-8	4,4'-DDD	7.3	U	7.3	0.88
72-55-9	4,4'-DDE	7.3	U	7.3	1.4

CAS NO.	SURROGATE	%REC	Q	LIMITS
2051-24-3	DCB Decachlorobiphenyl	150		53-150
877-09-8	Tetrachloro-m-xylene	124		40-150

TestAmerica

GC ORGANICS QUANTITATION REPORT

Data file : /chem1/PESTGC4.i/8081T/rear/Oct11/10-10-11/10oct11b.b/WR694046.D
Lab Smp Id: 460-32109-A-1-I Client Smp ID: NH-01-C
Inj Date : 10-OCT-2011 15:27
Operator : Inst ID: PESTGC4.i
Smp Info : 460-32109-A-1-I
Misc Info : 460-32109-A-1-I
Comment :
Method : /chem1/PESTGC4.i/8081T/rear/Oct11/10-10-11/10oct11b.b/08Wr8081.m
Meth Date : 11-Oct-2011 06:30 ferdie Quant Type: ESTD
Cal Date : 03-OCT-2011 07:55 Cal File: WR693768.D
Als bottle: 1
Dil Factor: 1.00000
Integrator: Falcon Compound Sublist: Allpest.sub
Target Version: 3.50 Sample Matrix: SOLID
Processing Host: hpd3

Concentration Formula: Amt * DF * Vt/(Ws*(100-M)/100) * CpndVariable

Name	Value	Description
DF	1.00000	Dilution Factor
Vt	10.00000	Volume of final extract (uL)(1000 low, 2
Ws	15.04000	Weight of sample extracted (g)
M	9.00693	% Moisture

Cpnd Variable Local Compound Variable

RT	EXP RT	DLT RT	RESPONSE	CONCENTRATIONS ON-COL (ug/L)	CONCENTRATIONS FINAL (ug/kg)	TARGET RANGE	RATIO
$ 28 Tetrachloro-m-xylene					CAS #: 877-09-8		
2.063	2.060	0.003	184900	61.9098	45	80.00- 120.00	100.00
$ 30 Decachlorobiphenyl					CAS #: 2051-24-3		
9.120	9.120	0.000	171511	75.0520	55	80.00- 120.00	100.00(R)

QC Flag Legend

R - Spike/Surrogate failed recovery limits.

Data File: WR694046.D

Date: 10-OCT-2011 15:27

Client ID: NH-01-C Instrument: PESTGC4.i

Sample Info: 460-32109-A-1-I Operator:

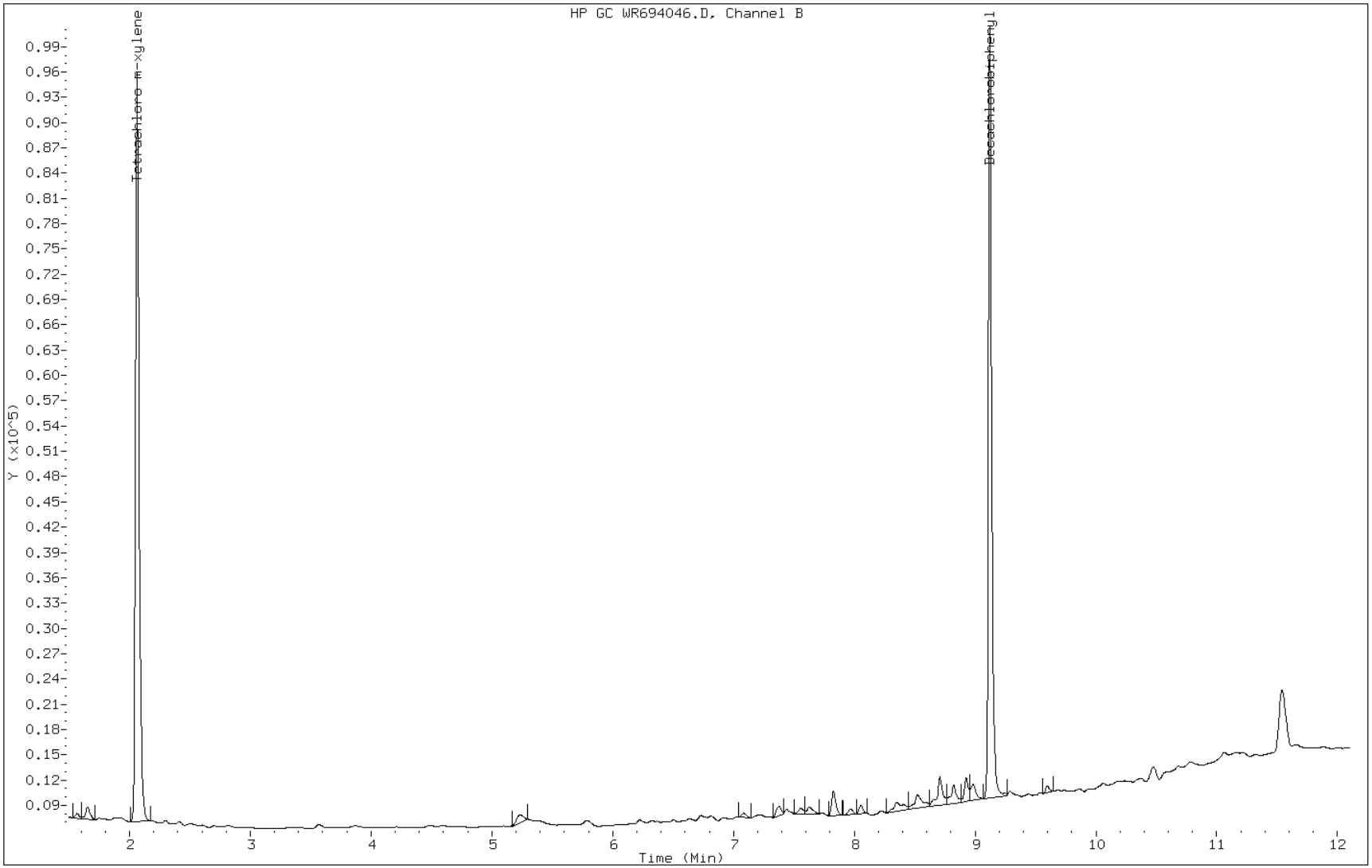

FORM VI
PESTICIDES INITIAL CALIBRATION DATA
EXTERNAL STANDARD RETENTION TIME SUMMARY

Lab Name: TestAmerica Edison Job No.: 460-32109-1 Analy Batch No.: 88010

SDG No.:

Instrument ID: PESTGC4 GC Column: CLP-2 ID: 0.53(mm) Heated Purge: (Y/N) N

Calibration Start Date: 10/03/2011 06:32 Calibration End Date: 10/03/2011 07:27 Calibration ID: 12498

Calibration Files:

LEVEL:	LAB SAMPLE ID:	LAB FILE ID:
Level 1	IC 460-88010/6	WF693763.D
Level 2	IC 460-88010/7	WF693764.D
Level 3	IC 460-88010/5	WF693762.D
Level 4	IC 460-88010/8	WF693765.D
Level 5	IC 460-88010/9	WF693766.D

ANALYTE	LVL 1	LVL 2	LVL 3	LVL 4	LVL 5						RT WINDOW	AVG RT
alpha-BHC	3.877	3.870	3.870	3.877	3.870						3.823 - 3.923	3.873
gamma-BHC (Lindane)	4.647	4.640	4.640	4.643	4.640						4.593 - 4.693	4.642
beta-BHC	4.803	4.800	4.800	4.803	4.800						4.753 - 4.853	4.801
delta-BHC	5.450	5.447	5.447	5.447	5.443						5.397 - 5.497	5.447
Heptachlor	5.623	5.620	5.623	5.623	5.620						5.573 - 5.673	5.622
Aldrin	6.277	6.273	6.277	6.273	6.273						6.227 - 6.327	6.275
Heptachlor epoxide	6.920	6.917	6.917	6.917	6.917						6.847 - 6.987	6.917
gamma-Chlordane	7.117	7.117	7.117	7.113	7.113						7.047 - 7.187	7.115
alpha-Chlordane	7.270	7.270	7.270	7.270	7.270						7.200 - 7.340	7.270
Endosulfan I	7.343	7.343	7.343	7.340	7.340						7.270 - 7.410	7.342
4,4'-DDE	7.417	7.417	7.417	7.417	7.417						7.347 - 7.487	7.417
Dieldrin	7.637	7.633	7.637	7.633	7.633						7.567 - 7.707	7.635
Endrin	7.980	7.977	7.977	7.977	7.977						7.907 - 8.047	7.977
4,4'-DDD	8.053	8.053	8.053	8.050	8.050						7.983 - 8.123	8.052
Endosulfan II	8.203	8.203	8.203	8.203	8.203						8.133 - 8.273	8.203
4,4'-DDT	8.373	8.370	8.370	8.370	8.370						8.300 - 8.440	8.371
Endrin aldehyde	8.497	8.497	8.497	8.497	8.497						8.427 - 8.567	8.497
Endosulfan sulfate	8.700	8.700	8.700	8.700	8.700						8.630 - 8.770	8.700
Methoxychlor	8.867	8.863	8.863	8.863	8.863						8.793 - 8.933	8.864
Endrin ketone	9.087	9.083	9.087	9.083	9.083						9.013 - 9.153	9.085
Tetrachloro-m-xylene	2.597	2.593	2.593	2.597	2.593						2.547 - 2.647	2.595
DCB Decachlorobiphenyl	10.087	10.083	10.083	10.083	10.083						9.983 - 10.183	10.084

FORM VI
PESTICIDES INITIAL CALIBRATION DATA
EXTERNAL STANDARD CURVE EVALUTION

Lab Name: TestAmerica Edison Job No.: 460-32109-1 Analy Batch No.: 88010

SDG No.:

Instrument ID: PESTGC4 GC Column: CLP-2 ID: 0.53(mm) Heated Purge: (Y/N) N

Calibration Start Date: 10/03/2011 06:32 Calibration End Date: 10/03/2011 07:27 Calibration ID: 12498

Calibration Files:

LEVEL:	LAB SAMPLE ID:	LAB FILE ID:
Level 1	IC 460-88010/6	WF693763.D
Level 2	IC 460-88010/7	WF693764.D
Level 3	IC 460-88010/5	WF693762.D
Level 4	IC 460-88010/8	WF693765.D
Level 5	IC 460-88010/9	WF693766.D

ANALYTE	CF				CURVE TYPE	COEFFICIENT			#	MIN CF	%RSD	#	MAX %RSD	R^2 OR COD	#	MIN R^2 OR COD
	LVL 1 LVL 5	LVL 2	LVL 3	LVL 4		B	M1	M2								
alpha-BHC	4410.6 4548.3	4630.8	4748.3	4876.1	Ave		4642.81040				3.9		20.0			
gamma-BHC (Lindane)	4261.4 4151.7	4304.4	4348.1	4466.1	Ave		4306.32520				2.7		20.0			
beta-BHC	2256.4 1882.4	2087.4	2025.6	2036.1	Ave		2057.59080				6.5		20.0			
delta-BHC	3824.5 4065.0	4095.1	4208.6	4349.7	Ave		4108.56320				4.7		20.0			
Heptachlor	3752.5 3578.9	3664.7	3700.7	3831.6	Ave		3705.67280				2.6		20.0			
Aldrin	4019.6 3603.2	3789.7	3829.9	3871.4	Ave		3822.77040				3.9		20.0			
Heptachlor epoxide	3564.2 3004.1	3262.1	3193.2	3228.4	Ave		3250.40400				6.2		20.0			
gamma-Chlordane	3708.7 3232.0	3418.1	3356.1	3444.6	Ave		3431.88560				5.1		20.0			
alpha-Chlordane	3555.2 2979.3	3225.9	3126.2	3188.2	Ave		3214.95920				6.6		20.0			
Endosulfan I	3283.0 2884.7	3071.9	3003.3	3110.1	Ave		3070.59080				4.8		20.0			
4,4'-DDE	3192.6 3057.1	3134.4	3112.8	3229.3	Ave		3145.21800				2.1		20.0			
Dieldrin	3306.9 3088.7	3218.9	3182.6	3293.6	Ave		3218.10880				2.8		20.0			
Endrin	2542.0 2330.1	2401.7	2339.0	2449.9	Ave		2412.55040				3.6		20.0			
4,4'-DDD	2526.7 2513.8	2506.6	2462.2	2637.0	Ave		2529.26200				2.6		20.0			
Endosulfan II	2896.3 2597.5	2695.6	2633.9	2750.9	Ave		2714.83440				4.3		20.0			

Note: The m1 coefficient is the same as Ave CF for an Ave curve type.

FORM VI
PESTICIDES INITIAL CALIBRATION DATA
EXTERNAL STANDARD CURVE EVALUTION

Lab Name: TestAmerica Edison Job No.: 460-32109-1 Analy Batch No.: 88010

SDG No.:

Instrument ID: PESTGC4 GC Column: CLP-2 ID: 0.53(mm) Heated Purge: (Y/N) N

Calibration Start Date: 10/03/2011 06:32 Calibration End Date: 10/03/2011 07:27 Calibration ID: 12498

ANALYTE	CF				CURVE TYPE	COEFFICIENT			#	MIN CF	%RSD	#	MAX %RSD	R^2 OR COD	#	MIN R^2 OR COD
	LVL 1 LVL 5	LVL 2	LVL 3	LVL 4		B	M1	M2								
4,4'-DDT	2126.8 2212.1	2069.4	2089.0	2252.7	Ave		2150.00200				3.7		20.0			
Endrin aldehyde	2271.8 1925.0	2005.5	1957.6	2038.4	Ave		2039.64560				6.7		20.0			
Endosulfan sulfate	2258.6 2120.9	2073.2	2096.1	2189.8	Ave		2147.70960				3.5		20.0			
Methoxychlor	1079.0 1001.0	971.52	977.60	1018.3	Ave		1009.48360				4.3		20.0			
Endrin ketone	2592.1 2384.0	2421.7	2369.4	2489.6	Ave		2451.35520				3.7		20.0			
Tetrachloro-m-xylene	3680.5 3275.3	3783.4	3343.0	3453.6	Ave		3507.14833				6.2		20.0			
DCB Decachlorobiphenyl	2195.2 1959.3	2249.8	1938.9	2051.3	Ave		2078.91333				6.7		20.0			

Note: The m1 coefficient is the same as Ave CF for an Ave curve type.

FORM VI
PESTICIDES INITIAL CALIBRATION DATA
EXTERNAL STANDARD RESPONSE AND CONCENTRATION

Lab Name: TestAmerica Edison Job No.: 460-32109-1 Analy Batch No.: 88010

SDG No.:

Instrument ID: PESTGC4 GC Column: CLP-2 ID: 0.53(mm) Heated Purge: (Y/N) N

Calibration Start Date: 10/03/2011 06:32 Calibration End Date: 10/03/2011 07:27 Calibration ID: 12498

Calibration Files:

LEVEL:	LAB SAMPLE ID:	LAB FILE ID:
Level 1	IC 460-88010/6	WF693763.D
Level 2	IC 460-88010/7	WF693764.D
Level 3	IC 460-88010/5	WF693762.D
Level 4	IC 460-88010/8	WF693765.D
Level 5	IC 460-88010/9	WF693766.D

ANALYTE	CURVE TYPE	RESPONSE					CONCENTRATION (UG/L)				
		LVL 1	LVL 2	LVL 3	LVL 4	LVL 5	LVL 1	LVL 2	LVL 3	LVL 4	LVL 5
alpha-BHC	Ave	44106	231539	474825	1219035	2274141	10.0	50.0	100	250	500
gamma-BHC (Lindane)	Ave	42614	215219	434807	1116524	2075840	10.0	50.0	100	250	500
beta-BHC	Ave	22564	104371	202556	509032	941223	10.0	50.0	100	250	500
delta-BHC	Ave	38245	204754	420860	1087419	2032480	10.0	50.0	100	250	500
Heptachlor	Ave	37525	183233	370074	957888	1789456	10.0	50.0	100	250	500
Aldrin	Ave	40196	189487	382993	967845	1801601	10.0	50.0	100	250	500
Heptachlor epoxide	Ave	35642	163106	319317	807107	1502051	10.0	50.0	100	250	500
gamma-Chlordane	Ave	37087	170906	335608	861139	1615986	10.0	50.0	100	250	500
alpha-Chlordane	Ave	35552	161297	312616	797057	1489634	10.0	50.0	100	250	500
Endosulfan I	Ave	32830	153596	300325	777531	1442330	10.0	50.0	100	250	500
4,4'-DDE	Ave	31926	156720	311277	807317	1528526	10.0	50.0	100	250	500
Dieldrin	Ave	33069	160943	318255	823392	1544333	10.0	50.0	100	250	500
Endrin	Ave	25420	120085	233904	612487	1165032	10.0	50.0	100	250	500
4,4'-DDD	Ave	25267	125328	246219	659262	1256906	10.0	50.0	100	250	500
Endosulfan II	Ave	28963	134782	263388	687713	1298750	10.0	50.0	100	250	500
4,4'-DDT	Ave	21268	103468	208898	563184	1106067	10.0	50.0	100	250	500
Endrin aldehyde	Ave	22718	100275	195757	509597	962485	10.0	50.0	100	250	500
Endosulfan sulfate	Ave	22586	103660	209610	547446	1060432	10.0	50.0	100	250	500
Methoxychlor	Ave	10790	48576	97760	254586	500477	10.0	50.0	100	250	500
Endrin ketone	Ave	25921	121084	236943	622403	1191977	10.0	50.0	100	250	500
Tetrachloro-m-xylene	Ave	92012	189170	334298	518035	655063	25.0	50.0	100	150	200
DCB Decachlorobiphenyl	Ave	54881	112491	193888	307696	391864	25.0	50.0	100	150	200

Curve Type Legend:
Ave = Average

FORM VI
PESTICIDES INITIAL CALIBRATION DATA
EXTERNAL STANDARD RETENTION TIME SUMMARY

Lab Name: TestAmerica Edison Job No.: 460-32109-1 Analy Batch No.: 88010

SDG No.:

Instrument ID: PESTGC4 GC Column: CLP-1 ID: 0.53(mm) Heated Purge: (Y/N) N

Calibration Start Date: 10/03/2011 06:32 Calibration End Date: 10/03/2011 07:27 Calibration ID: 12497

Calibration Files:

LEVEL:	LAB SAMPLE ID:	LAB FILE ID:
Level 1	IC 460-88010/6	WR693763.D
Level 2	IC 460-88010/7	WR693764.D
Level 3	IC 460-88010/5	WR693762.D
Level 4	IC 460-88010/8	WR693765.D
Level 5	IC 460-88010/9	WR693766.D

ANALYTE	LVL 1	LVL 2	LVL 3	LVL 4	LVL 5						RT WINDOW	AVG RT
alpha-BHC	2.737	2.733	2.733	2.737	2.730						2.687 - 2.787	2.734
gamma-BHC (Lindane)	3.360	3.353	3.357	3.353	3.353						3.307 - 3.407	3.355
beta-BHC	3.533	3.527	3.527	3.530	3.523						3.480 - 3.580	3.528
delta-BHC	3.883	3.877	3.873	3.883	3.873						3.830 - 3.930	3.878
Heptachlor	4.290	4.283	4.283	4.287	4.280						4.237 - 4.337	4.285
Aldrin	4.880	4.873	4.877	4.877	4.873						4.827 - 4.927	4.876
Heptachlor epoxide	6.097	6.093	6.093	6.093	6.093						6.027 - 6.167	6.094
gamma-Chlordane	6.280	6.277	6.277	6.277	6.273						6.207 - 6.347	6.277
alpha-Chlordane	6.443	6.440	6.440	6.440	6.440						6.370 - 6.510	6.441
4,4'-DDE	6.513	6.513	6.513	6.513	6.513						6.443 - 6.583	6.513
Endosulfan I	6.597	6.593	6.593	6.593	6.593						6.523 - 6.663	6.594
Dieldrin	6.830	6.830	6.830	6.827	6.830						6.760 - 6.900	6.829
Endrin	7.063	7.063	7.063	7.060	7.063						6.993 - 7.133	7.063
4,4'-DDD	7.110	7.110	7.110	7.110	7.110						7.040 - 7.180	7.110
Endosulfan II	7.287	7.287	7.287	7.287	7.287						7.217 - 7.357	7.287
4,4'-DDT	7.390	7.390	7.390	7.390	7.387						7.320 - 7.460	7.389
Endrin aldehyde	7.720	7.717	7.717	7.717	7.717						7.647 - 7.787	7.717
Methoxychlor	7.887	7.883	7.883	7.883	7.883						7.813 - 7.953	7.884
Endosulfan sulfate	8.183	8.180	8.180	8.180	8.180						8.110 - 8.250	8.181
Endrin ketone	8.433	8.433	8.433	8.433	8.433						8.363 - 8.503	8.433
Tetrachloro-m-xylene	2.073	2.070	2.070	2.073	2.070						2.023 - 2.123	2.071
DCB Decachlorobiphenyl	9.127	9.123	9.123	9.123	9.123						9.023 - 9.223	9.124

FORM VI
PESTICIDES INITIAL CALIBRATION DATA
EXTERNAL STANDARD CURVE EVALUTION

Lab Name: TestAmerica Edison Job No.: 460-32109-1 Analy Batch No.: 88010

SDG No.:

Instrument ID: PESTGC4 GC Column: CLP-1 ID: 0.53(mm) Heated Purge: (Y/N) N

Calibration Start Date: 10/03/2011 06:32 Calibration End Date: 10/03/2011 07:27 Calibration ID: 12497

Calibration Files:

LEVEL:	LAB SAMPLE ID:	LAB FILE ID:
Level 1	IC 460-88010/6	WR693763.D
Level 2	IC 460-88010/7	WR693764.D
Level 3	IC 460-88010/5	WR693762.D
Level 4	IC 460-88010/8	WR693765.D
Level 5	IC 460-88010/9	WR693766.D

ANALYTE	CF				CURVE TYPE	COEFFICIENT			#	MIN CF	%RSD	#	MAX %RSD	R^2 OR COD	#	MIN R^2 OR COD
	LVL 1 LVL 5	LVL 2	LVL 3	LVL 4		B	M1	M2								
alpha-BHC	3965.0 3985.7	4109.7	4178.6	4268.7	Ave		4101.53000				3.1		20.0			
gamma-BHC (Lindane)	3788.5 3747.6	3871.1	3861.4	4027.6	Ave		3859.24040				2.8		20.0			
beta-BHC	2040.5 1690.5	1885.4	1824.5	1834.9	Ave		1855.18000				6.8		20.0			
delta-BHC	3439.4 3671.4	3666.0	3748.7	3929.1	Ave		3690.93360				4.8		20.0			
Heptachlor	4074.6 3475.7	3814.5	3757.6	3809.7	Ave		3786.40800				5.6		20.0			
Aldrin	3497.7 3542.2	3609.1	3682.0	3810.1	Ave		3628.19840				3.4		20.0			
Heptachlor epoxide	3733.3 3155.6	3465.7	3422.7	3434.2	Ave		3442.29360				6.0		20.0			
gamma-Chlordane	3997.7 3132.9	3389.7	3330.7	3365.4	Ave		3443.28080				9.5		20.0			
alpha-Chlordane	3507.9 2830.3	3104.1	3047.3	3068.2	Ave		3111.55440				7.9		20.0			
4,4'-DDE	3094.0 2963.0	3032.4	3062.0	3115.3	Ave		3053.36320				1.9		20.0			
Endosulfan I	3258.7 2714.5	2972.8	2954.5	2947.0	Ave		2969.50840				6.5		20.0			
Dieldrin	3231.5 2926.3	3122.9	3106.5	3138.0	Ave		3105.05400				3.6		20.0			
Endrin	2493.7 2281.7	2432.0	2348.9	2467.4	Ave		2404.74920				3.7		20.0			
4,4'-DDD	2826.0 2603.9	2762.6	2772.7	2759.3	Ave		2744.89120				3.0		20.0			
Endosulfan II	3051.4 2533.1	2795.4	2720.5	2725.6	Ave		2765.18680				6.8		20.0			

Note: The m1 coefficient is the same as Ave CF for an Ave curve type.

FORM VI
PESTICIDES INITIAL CALIBRATION DATA
EXTERNAL STANDARD CURVE EVALUTION

Lab Name: TestAmerica Edison Job No.: 460-32109-1 Analy Batch No.: 88010

SDG No.:

Instrument ID: PESTGC4 GC Column: CLP-1 ID: 0.53(mm) Heated Purge: (Y/N) N

Calibration Start Date: 10/03/2011 06:32 Calibration End Date: 10/03/2011 07:27 Calibration ID: 12497

ANALYTE	CF				CURVE TYPE	COEFFICIENT			#	MIN CF	%RSD	#	MAX %RSD	R^2 OR COD	#	MIN R^2 OR COD
	LVL 1 LVL 5	LVL 2	LVL 3	LVL 4		B	M1	M2								
4,4'-DDT	2773.9 2597.8	2649.6	2660.1	2711.9	Ave		2678.66880				2.5		20.0			
Endrin aldehyde	2600.5 2136.4	2358.3	2263.7	2281.0	Ave		2327.98520				7.4		20.0			
Methoxychlor	1709.8 1275.6	1459.0	1365.3	1343.6	Ave		1430.65440				11.8		20.0			
Endosulfan sulfate	2683.6 2276.0	2460.8	2387.8	2425.7	Ave		2446.78480				6.1		20.0			
Endrin ketone	2951.1 2470.7	2685.9	2607.5	2655.0	Ave		2674.02880				6.6		20.0			
Tetrachloro-m-xylene	3092.2 2864.9	3182.5	2850.1	2943.5	Ave		2986.60900				4.9		20.0			
DCB Decachlorobiphenyl	2485.5 2119.1	2508.2	2107.8	2205.5	Ave		2285.23933				8.6		20.0			

Note: The m1 coefficient is the same as Ave CF for an Ave curve type.

FORM VI
PESTICIDES INITIAL CALIBRATION DATA
EXTERNAL STANDARD RESPONSE AND CONCENTRATION

Lab Name: TestAmerica Edison Job No.: 460-32109-1 Analy Batch No.: 88010

SDG No.:

Instrument ID: PESTGC4 GC Column: CLP-1 ID: 0.53(mm) Heated Purge: (Y/N) N

Calibration Start Date: 10/03/2011 06:32 Calibration End Date: 10/03/2011 07:27 Calibration ID: 12497

Calibration Files:

LEVEL:	LAB SAMPLE ID:	LAB FILE ID:
Level 1	IC 460-88010/6	WR693763.D
Level 2	IC 460-88010/7	WR693764.D
Level 3	IC 460-88010/5	WR693762.D
Level 4	IC 460-88010/8	WR693765.D
Level 5	IC 460-88010/9	WR693766.D

ANALYTE	CURVE TYPE	RESPONSE					CONCENTRATION (UG/L)				
		LVL 1	LVL 2	LVL 3	LVL 4	LVL 5	LVL 1	LVL 2	LVL 3	LVL 4	LVL 5
alpha-BHC	Ave	39650	205485	417856	1067167	1992861	10.0	50.0	100	250	500
gamma-BHC (Lindane)	Ave	37885	193557	386136	1006893	1873815	10.0	50.0	100	250	500
beta-BHC	Ave	20405	94272	182450	458732	845266	10.0	50.0	100	250	500
delta-BHC	Ave	34394	183301	374872	982287	1835690	10.0	50.0	100	250	500
Heptachlor	Ave	40746	190725	375760	952417	1737836	10.0	50.0	100	250	500
Aldrin	Ave	34977	180454	368197	952518	1771085	10.0	50.0	100	250	500
Heptachlor epoxide	Ave	37333	173284	342271	858545	1577799	10.0	50.0	100	250	500
gamma-Chlordane	Ave	39977	169484	333065	841357	1566473	10.0	50.0	100	250	500
alpha-Chlordane	Ave	35079	155205	304729	767047	1415147	10.0	50.0	100	250	500
4,4'-DDE	Ave	30940	151622	306201	778830	1481523	10.0	50.0	100	250	500
Endosulfan I	Ave	32587	148639	295454	736759	1357243	10.0	50.0	100	250	500
Dieldrin	Ave	32315	156146	310649	784503	1463174	10.0	50.0	100	250	500
Endrin	Ave	24937	121601	234887	616852	1140874	10.0	50.0	100	250	500
4,4'-DDD	Ave	28260	138129	277270	689815	1301958	10.0	50.0	100	250	500
Endosulfan II	Ave	30514	139772	272046	681396	1266525	10.0	50.0	100	250	500
4,4'-DDT	Ave	27739	132478	266014	677974	1298924	10.0	50.0	100	250	500
Endrin aldehyde	Ave	26005	117917	226368	570260	1068183	10.0	50.0	100	250	500
Methoxychlor	Ave	17098	72952	136531	335889	637783	10.0	50.0	100	250	500
Endosulfan sulfate	Ave	26836	123042	238782	606428	1137976	10.0	50.0	100	250	500
Endrin ketone	Ave	29511	134294	260746	663742	1235368	10.0	50.0	100	250	500
Tetrachloro-m-xylene	Ave	77304	159124	285008	441519	572973	25.0	50.0	100	150	200
DCB Decachlorobiphenyl	Ave	62138	125411	210783	330832	423816	25.0	50.0	100	150	200

Curve Type Legend:
Ave = Average

FORM VI
PESTICIDES INITIAL CALIBRATION DATA
EXTERNAL STANDARD RETENTION TIME SUMMARY

Lab Name: TestAmerica Edison Job No.: 460-32109-1 Analy Batch No.: 88010

SDG No.:

Instrument ID: PESTGC4 GC Column: CLP-2 ID: 0.53(mm) Heated Purge: (Y/N) N

Calibration Start Date: 10/03/2011 07:41 Calibration End Date: 10/03/2011 07:41 Calibration ID: 12499

Calibration Files:

LEVEL:	LAB SAMPLE ID:	LAB FILE ID:
Level 1	IC 460-88010/10	WF693767.D

ANALYTE	LVL 1										RT WINDOW	AVG RT
Chlordane (technical) Peak 1	5.297										5.227 - 5.367	5.297
Chlordane (technical) Peak 2	5.620										5.550 - 5.690	5.620
Chlordane (technical) Peak 3	6.457										6.387 - 6.527	6.457
Chlordane (technical) Peak 4	7.113										7.043 - 7.183	7.113
Chlordane (technical) Peak 5	7.210										7.140 - 7.280	7.210
Chlordane (technical) Peak 6	7.270										7.200 - 7.340	7.270
Chlordane (technical) Peak 7	8.053										7.983 - 8.123	8.053
Chlordane (technical) Peak 8	8.253										8.183 - 8.323	8.253

FORM VI
PESTICIDES INITIAL CALIBRATION DATA
EXTERNAL STANDARD CURVE EVALUTION

Lab Name: TestAmerica Edison Job No.: 460-32109-1 Analy Batch No.: 88010

SDG No.:

Instrument ID: PESTGC4 GC Column: CLP-2 ID: 0.53(mm) Heated Purge: (Y/N) N

Calibration Start Date: 10/03/2011 07:41 Calibration End Date: 10/03/2011 07:41 Calibration ID: 12499

Calibration Files:

LEVEL:	LAB SAMPLE ID:	LAB FILE ID:
Level 1	IC 460-88010/10	WF693767.D

ANALYTE	CF				CURVE TYPE	COEFFICIENT			#	MIN CF	%RSD	#	MAX %RSD	R^2 OR COD	#	MIN R^2 OR COD
	LVL 1					B	M1	M2								
Chlordane (technical) Peak	164.79				Ave		164.785000						20.0			
Chlordane (technical) Peak	184.93				Ave		184.932000						20.0			
Chlordane (technical) Peak	176.87				Ave		176.873000						20.0			
Chlordane (technical) Peak	415.67				Ave		415.666000						20.0			
Chlordane (technical) Peak	353.08				Ave		353.077000						20.0			
Chlordane (technical) Peak	352.22				Ave		352.218000						20.0			
Chlordane (technical) Peak	75.872				Ave		75.8720000						20.0			
Chlordane (technical) Peak	129.28				Ave		129.276000						20.0			

Note: The m1 coefficient is the same as Ave CF for an Ave curve type.

FORM VI
PESTICIDES INITIAL CALIBRATION DATA
EXTERNAL STANDARD RESPONSE AND CONCENTRATION

Lab Name: TestAmerica Edison Job No.: 460-32109-1 Analy Batch No.: 88010

SDG No.:

Instrument ID: PESTGC4 GC Column: CLP-2 ID: 0.53(mm) Heated Purge: (Y/N) N

Calibration Start Date: 10/03/2011 07:41 Calibration End Date: 10/03/2011 07:41 Calibration ID: 12499

Calibration Files:

LEVEL:	LAB SAMPLE ID:	LAB FILE ID:
Level 1	IC 460-88010/10	WF693767.D

ANALYTE	CURVE TYPE	RESPONSE					CONCENTRATION (UG/L)				
		LVL 1					LVL 1				
Chlordane (technical) Peak 1	Ave	164785					1000				
Chlordane (technical) Peak 2	Ave	184932					1000				
Chlordane (technical) Peak 3	Ave	176873					1000				
Chlordane (technical) Peak 4	Ave	415666					1000				
Chlordane (technical) Peak 5	Ave	353077					1000				
Chlordane (technical) Peak 6	Ave	352218					1000				
Chlordane (technical) Peak 7	Ave	75872					1000				
Chlordane (technical) Peak 8	Ave	129276					1000				

Curve Type Legend:
Ave = Average

FORM VI
PESTICIDES INITIAL CALIBRATION DATA
EXTERNAL STANDARD RETENTION TIME SUMMARY

Lab Name: TestAmerica Edison Job No.: 460-32109-1 Analy Batch No.: 88010

SDG No.:

Instrument ID: PESTGC4 GC Column: CLP-1 ID: 0.53(mm) Heated Purge: (Y/N) N

Calibration Start Date: 10/03/2011 07:41 Calibration End Date: 10/03/2011 07:41 Calibration ID: 12500

Calibration Files:

LEVEL:	LAB SAMPLE ID:	LAB FILE ID:
Level 1	IC 460-88010/10	WR693767.D

ANALYTE	LVL 1										RT WINDOW	AVG RT
Chlordane (technical) Peak 1	4.133										4.063 - 4.203	4.133
Chlordane (technical) Peak 2	4.287										4.217 - 4.357	4.287
Chlordane (technical) Peak 3	5.153										5.083 - 5.223	5.153
Chlordane (technical) Peak 4	5.980										5.910 - 6.050	5.980
Chlordane (technical) Peak 5	6.277										6.207 - 6.347	6.277
Chlordane (technical) Peak 6	6.430										6.360 - 6.500	6.430
Chlordane (technical) Peak 7	7.087										7.017 - 7.157	7.087
Chlordane (technical) Peak 8	7.217										7.147 - 7.287	7.217

FORM VI
PESTICIDES INITIAL CALIBRATION DATA
EXTERNAL STANDARD CURVE EVALUTION

Lab Name: TestAmerica Edison Job No.: 460-32109-1 Analy Batch No.: 88010

SDG No.:

Instrument ID: PESTGC4 GC Column: CLP-1 ID: 0.53(mm) Heated Purge: (Y/N) N

Calibration Start Date: 10/03/2011 07:41 Calibration End Date: 10/03/2011 07:41 Calibration ID: 12500

Calibration Files:

LEVEL:	LAB SAMPLE ID:	LAB FILE ID:
Level 1	IC 460-88010/10	WR693767.D

ANALYTE	CF				CURVE TYPE	COEFFICIENT			#	MIN CF	%RSD	#	MAX %RSD	R^2 OR COD	#	MIN R^2 OR COD
	LVL 1					B	M1	M2								
Chlordane (technical) Peak	138.05				Ave		138.050000						20.0			
Chlordane (technical) Peak	183.46				Ave		183.460000						20.0			
Chlordane (technical) Peak	173.36				Ave		173.356000						20.0			
Chlordane (technical) Peak	77.925				Ave		77.9250000						20.0			
Chlordane (technical) Peak	433.86				Ave		433.863000						20.0			
Chlordane (technical) Peak	670.01				Ave		670.014000						20.0			
Chlordane (technical) Peak	87.971				Ave		87.9710000						20.0			
Chlordane (technical) Peak	150.33				Ave		150.327000						20.0			

Note: The m1 coefficient is the same as Ave CF for an Ave curve type.

FORM VI
PESTICIDES INITIAL CALIBRATION DATA
EXTERNAL STANDARD RESPONSE AND CONCENTRATION

Lab Name: TestAmerica Edison Job No.: 460-32109-1 Analy Batch No.: 88010

SDG No.:

Instrument ID: PESTGC4 GC Column: CLP-1 ID: 0.53(mm) Heated Purge: (Y/N) N

Calibration Start Date: 10/03/2011 07:41 Calibration End Date: 10/03/2011 07:41 Calibration ID: 12500

Calibration Files:

LEVEL:	LAB SAMPLE ID:	LAB FILE ID:
Level 1	IC 460-88010/10	WR693767.D

ANALYTE	CURVE TYPE	RESPONSE					CONCENTRATION (UG/L)				
		LVL 1					LVL 1				
Chlordane (technical) Peak 1	Ave	138050					1000				
Chlordane (technical) Peak 2	Ave	183460					1000				
Chlordane (technical) Peak 3	Ave	173356					1000				
Chlordane (technical) Peak 4	Ave	77925					1000				
Chlordane (technical) Peak 5	Ave	433863					1000				
Chlordane (technical) Peak 6	Ave	670014					1000				
Chlordane (technical) Peak 7	Ave	87971					1000				
Chlordane (technical) Peak 8	Ave	150327					1000				

Curve Type Legend:

Ave = Average

FORM VI
PESTICIDES INITIAL CALIBRATION DATA
EXTERNAL STANDARD RETENTION TIME SUMMARY

Lab Name: TestAmerica Edison Job No.: 460-32109-1 Analy Batch No.: 88010

SDG No.:

Instrument ID: PESTGC4 GC Column: CLP-2 ID: 0.53(mm) Heated Purge: (Y/N) N

Calibration Start Date: 10/03/2011 07:55 Calibration End Date: 10/03/2011 07:55 Calibration ID: 12501

Calibration Files:

LEVEL:	LAB SAMPLE ID:	LAB FILE ID:
Level 1	IC 460-88010/11	WF693768.D

ANALYTE	LVL 1										RT WINDOW	AVG RT
Toxaphene Peak 1	7.907										7.837 - 7.977	7.907
Toxaphene Peak 2	8.283										8.213 - 8.353	8.283
Toxaphene Peak 3	8.503										8.433 - 8.573	8.503
Toxaphene Peak 4	8.570										8.500 - 8.640	8.570
Toxaphene Peak 5	8.873										8.803 - 8.943	8.873
Toxaphene Peak 6	8.910										8.840 - 8.980	8.910
Toxaphene Peak 7	9.163										9.093 - 9.233	9.163
Toxaphene Peak 8	9.297										9.227 - 9.367	9.297

FORM VI
PESTICIDES INITIAL CALIBRATION DATA
EXTERNAL STANDARD CURVE EVALUTION

Lab Name: TestAmerica Edison Job No.: 460-32109-1 Analy Batch No.: 88010

SDG No.:

Instrument ID: PESTGC4 GC Column: CLP-2 ID: 0.53(mm) Heated Purge: (Y/N) N

Calibration Start Date: 10/03/2011 07:55 Calibration End Date: 10/03/2011 07:55 Calibration ID: 12501

Calibration Files:

LEVEL:	LAB SAMPLE ID:	LAB FILE ID:
Level 1	IC 460-88010/11	WF693768.D

ANALYTE	CF				CURVE TYPE	COEFFICIENT			#	MIN CF	%RSD	#	MAX %RSD	R^2 OR COD	#	MIN R^2 OR COD
	LVL 1					B	M1	M2								
Toxaphene Peak 1	107.40				Ave		107.400000						20.0			
Toxaphene Peak 2	179.45				Ave		179.449000						20.0			
Toxaphene Peak 3	163.36				Ave		163.358000						20.0			
Toxaphene Peak 4	171.81				Ave		171.809000						20.0			
Toxaphene Peak 5	175.61				Ave		175.612000						20.0			
Toxaphene Peak 6	231.34				Ave		231.335000						20.0			
Toxaphene Peak 7	69.770				Ave		69.7700000						20.0			
Toxaphene Peak 8	74.304				Ave		74.3040000						20.0			

Note: The m1 coefficient is the same as Ave CF for an Ave curve type.

FORM VI
PESTICIDES INITIAL CALIBRATION DATA
EXTERNAL STANDARD RESPONSE AND CONCENTRATION

Lab Name: TestAmerica Edison Job No.: 460-32109-1 Analy Batch No.: 88010

SDG No.:

Instrument ID: PESTGC4 GC Column: CLP-2 ID: 0.53(mm) Heated Purge: (Y/N) N

Calibration Start Date: 10/03/2011 07:55 Calibration End Date: 10/03/2011 07:55 Calibration ID: 12501

Calibration Files:

LEVEL:	LAB SAMPLE ID:	LAB FILE ID:
Level 1	IC 460-88010/11	WF693768.D

ANALYTE	CURVE TYPE	RESPONSE					CONCENTRATION (UG/L)				
		LVL 1					LVL 1				
Toxaphene Peak 1	Ave	107400					1000				
Toxaphene Peak 2	Ave	179449					1000				
Toxaphene Peak 3	Ave	163358					1000				
Toxaphene Peak 4	Ave	171809					1000				
Toxaphene Peak 5	Ave	175612					1000				
Toxaphene Peak 6	Ave	231335					1000				
Toxaphene Peak 7	Ave	69770					1000				
Toxaphene Peak 8	Ave	74304					1000				

Curve Type Legend:

Ave = Average

FORM VI
PESTICIDES INITIAL CALIBRATION DATA
EXTERNAL STANDARD RETENTION TIME SUMMARY

Lab Name: TestAmerica Edison Job No.: 460-32109-1 Analy Batch No.: 88010

SDG No.:

Instrument ID: PESTGC4 GC Column: CLP-1 ID: 0.53(mm) Heated Purge: (Y/N) N

Calibration Start Date: 10/03/2011 07:55 Calibration End Date: 10/03/2011 07:55 Calibration ID: 12502

Calibration Files:

LEVEL:	LAB SAMPLE ID:	LAB FILE ID:
Level 1	IC 460-88010/11	WR693768.D

ANALYTE	LVL 1										RT WINDOW	AVG RT
Toxaphene Peak 1	7.347										7.277 - 7.417	7.347
Toxaphene Peak 2	7.403										7.333 - 7.473	7.403
Toxaphene Peak 3	7.617										7.547 - 7.687	7.617
Toxaphene Peak 4	7.690										7.620 - 7.760	7.690
Toxaphene Peak 5	8.080										8.010 - 8.150	8.080
Toxaphene Peak 6	8.147										8.077 - 8.217	8.147
Toxaphene Peak 7	8.417										8.347 - 8.487	8.417
Toxaphene Peak 8	8.530										8.460 - 8.600	8.530

FORM VI
PESTICIDES INITIAL CALIBRATION DATA
EXTERNAL STANDARD CURVE EVALUTION

Lab Name: TestAmerica Edison Job No.: 460-32109-1 Analy Batch No.: 88010

SDG No.:

Instrument ID: PESTGC4 GC Column: CLP-1 ID: 0.53(mm) Heated Purge: (Y/N) N

Calibration Start Date: 10/03/2011 07:55 Calibration End Date: 10/03/2011 07:55 Calibration ID: 12502

Calibration Files:

LEVEL:	LAB SAMPLE ID:	LAB FILE ID:
Level 1	IC 460-88010/11	WR693768.D

ANALYTE	CF				CURVE TYPE	COEFFICIENT			#	MIN CF	%RSD	#	MAX %RSD	R^2 OR COD	#	MIN R^2 OR COD
	LVL 1					B	M1	M2								
Toxaphene Peak 1	143.84				Ave		143.843000						20.0			
Toxaphene Peak 2	138.26				Ave		138.260000						20.0			
Toxaphene Peak 3	283.52				Ave		283.519000						20.0			
Toxaphene Peak 4	176.49				Ave		176.486000						20.0			
Toxaphene Peak 5	165.81				Ave		165.807000						20.0			
Toxaphene Peak 6	284.34				Ave		284.342000						20.0			
Toxaphene Peak 7	116.65				Ave		116.648000						20.0			
Toxaphene Peak 8	74.991				Ave		74.9910000						20.0			

Note: The m1 coefficient is the same as Ave CF for an Ave curve type.

FORM VI
PESTICIDES INITIAL CALIBRATION DATA
EXTERNAL STANDARD RESPONSE AND CONCENTRATION

Lab Name: TestAmerica Edison Job No.: 460-32109-1 Analy Batch No.: 88010

SDG No.:

Instrument ID: PESTGC4 GC Column: CLP-1 ID: 0.53(mm) Heated Purge: (Y/N) N

Calibration Start Date: 10/03/2011 07:55 Calibration End Date: 10/03/2011 07:55 Calibration ID: 12502

Calibration Files:

LEVEL:	LAB SAMPLE ID:	LAB FILE ID:
Level 1	IC 460-88010/11	WR693768.D

ANALYTE	CURVE TYPE	RESPONSE					CONCENTRATION (UG/L)				
		LVL 1					LVL 1				
Toxaphene Peak 1	Ave	143843					1000				
Toxaphene Peak 2	Ave	138260					1000				
Toxaphene Peak 3	Ave	283519					1000				
Toxaphene Peak 4	Ave	176486					1000				
Toxaphene Peak 5	Ave	165807					1000				
Toxaphene Peak 6	Ave	284342					1000				
Toxaphene Peak 7	Ave	116648					1000				
Toxaphene Peak 8	Ave	74991					1000				

Curve Type Legend:
Ave = Average

FORM VII
PESTICIDES PERFORMANCE EVALUATION MIXTURE (PEM)

Lab Name: TestAmerica Edison Job No.: 460-32109-1

SDG No.:

Lab Sample ID: PEM 460-88903/4 Calibration Date: 10/10/2011 06:18

Instrument ID: PESTGC4 Calib Start Date: 10/03/2011 06:32

GC Column: CLP-2 ID: 0.53(mm) Calib End Date: 10/03/2011 07:27

Lab File ID: WF694011.D Conc. Units: ug/L

ANALYTE	RT	RESPONSE	BREAKDOWN (%)	LIMIT	#
Endrin	7.97	565345	4.38	15	
Endrin aldehyde	8.50	7297			
Endrin ketone	9.08	18585			

ANALYTE	RT	RESPONSE	BREAKDOWN (%)	LIMIT	#
4,4'-DDT	8.37	493860	3.67	15	
4,4'-DDD	0.00	0			
4,4'-DDE	7.41	18826			

Data File: WF694011.D
Report Date: 10-Oct-2011 11:50

TestAmerica

GC ORGANICS QUANTITATION REPORT

Data file : /chem1/PESTGC4.i/8081T/front/Oct11/10-10-11/10oct11a.b/WF694011.D
Lab Smp Id: SGDDT/Ei_00015
Inj Date : 10-OCT-2011 06:18
Operator : Inst ID: PESTGC4.i
Smp Info : SGDDT/Ei_00015
Misc Info :
Comment :
Method : /chem1/PESTGC4.i/8081T/front/Oct11/10-10-11/10oct11a.b/08Wf8081.m
Meth Date : 10-Oct-2011 11:49 ferdie Quant Type: ESTD
Cal Date : 03-OCT-2011 07:55 Cal File: WF693768.D
Als bottle: 1
Dil Factor: 1.00000
Integrator: Falcon Compound Sublist: END_DDT.sub
Target Version: 3.50 Sample Matrix: SOIL
Processing Host: hpd3

Concentration Formula: Amt * DF * Vt/(Ws*(100-M)/100) * CpndVariable

Name	Value	Description
DF	1.00000	Dilution Factor
Vt	10.00000	Volume of final extract (uL)(1000 low, 2
Ws	15.00000	Weight of sample extracted (g)
M	0.00000	% Moisture

Cpnd Variable Local Compound Variable

RT	EXP RT	DLT RT	RESPONSE	CONCENTRATIONS ON-COL (ug/L)	CONCENTRATIONS FINAL (ug/kg)	TARGET RANGE	RATIO
8 4,4'-DDE					CAS #: 72-55-9		
7.413	7.410	0.003	18826	5.98559	4.0	80.00- 120.00	100.00(a)
9 4,4'-DDT					CAS #: 50-29-3		
8.367	8.367	0.000	493860	229.702	150	80.00- 120.00	100.00
14 Endrin					CAS #: 72-20-8		
7.973	7.973	0.000	565345	234.335	160	80.00- 120.00	100.00
15 Endrin aldehyde					CAS #: 7421-93-4		
8.497	8.493	0.004	7297	3.57758	2.4	80.00- 120.00	100.00(a)
16 Endrin ketone					CAS #: 53494-70-5		
9.083	9.080	0.003	18585	7.58152	5.0	80.00- 120.00	100.00(a)

Data File: WF694011.D
Report Date: 10-Oct-2011 11:50

QC Flag Legend

a - Target compound detected but, quantitated amount
    Below Limit Of Quantitation(BLOQ).

Data File: WF694011.D

Date: 10-OCT-2011 06:18

Client ID: Instrument: PESTGC4.i

Sample Info: SGDDT/Ei_00015 Operator:

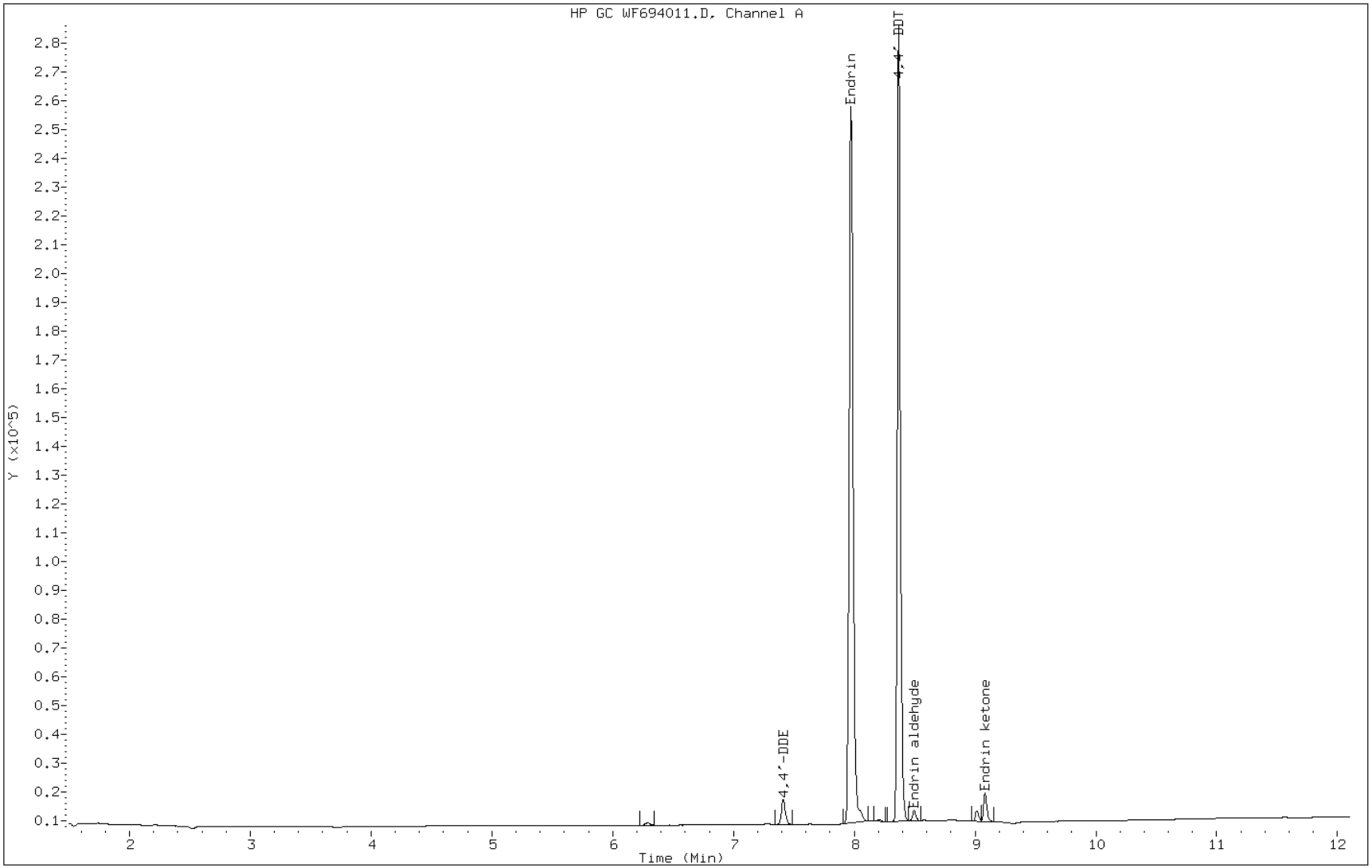

FORM VII
PESTICIDES PERFORMANCE EVALUATION MIXTURE (PEM)

Lab Name: TestAmerica Edison Job No.: 460-32109-1

SDG No.:

Lab Sample ID: PEM 460-88903/4 Calibration Date: 10/10/2011 06:18

Instrument ID: PESTGC4 Calib Start Date: 10/03/2011 06:32

GC Column: CLP-1 ID: 0.53(mm) Calib End Date: 10/03/2011 07:27

Lab File ID: WR694011.D Conc. Units: ug/L

ANALYTE	RT	RESPONSE	BREAKDOWN (%)	LIMIT	#
Endrin	7.06	563889	4.66	15	
Endrin aldehyde	7.72	8328			
Endrin ketone	8.43	19209			

ANALYTE	RT	RESPONSE	BREAKDOWN (%)	LIMIT	#
4,4'-DDT	7.38	567253	2.95	15	
4,4'-DDD	0.00	0			
4,4'-DDE	6.51	17215			

TestAmerica

GC ORGANICS QUANTITATION REPORT

Data file : /chem1/PESTGC4.i/8081T/rear/Oct11/10-10-11/10oct11a.b/WR694011.D
Lab Smp Id: SGDDT/Ei_00015
Inj Date : 10-OCT-2011 06:18
Operator : Inst ID: PESTGC4.i
Smp Info : SGDDT/Ei_00015
Misc Info :
Comment :
Method : /chem1/PESTGC4.i/8081T/rear/Oct11/10-10-11/10oct11a.b/08Wr8081.m
Meth Date : 10-Oct-2011 11:49 ferdie Quant Type: ESTD
Cal Date : 03-OCT-2011 07:55 Cal File: WR693768.D
Als bottle: 1
Dil Factor: 1.00000
Integrator: Falcon Compound Sublist: END_DDT.sub
Target Version: 3.50 Sample Matrix: SOIL
Processing Host: hpd3

Concentration Formula: Amt * DF * Vt/(Ws*(100-M)/100) * CpndVariable

Name	Value	Description
DF	1.00000	Dilution Factor
Vt	10.00000	Volume of final extract (uL)(1000 low, 2
Ws	15.00000	Weight of sample extracted (g)
M	0.00000	% Moisture

Cpnd Variable Local Compound Variable

				CONCENTRATIONS ON-COL	CONCENTRATIONS FINAL		
RT	EXP RT	DLT RT	RESPONSE	(ug/L)	(ug/kg)	TARGET RANGE	RATIO
8 4,4'-DDE					CAS #: 72-55-9		
6.513	6.510	0.003	17215	5.63805	3.8	80.00- 120.00	100.00(a)
9 4,4'-DDT					CAS #: 50-29-3		
7.383	7.383	0.000	567253	211.767	140	80.00- 120.00	100.00
14 Endrin					CAS #: 72-20-8		
7.063	7.060	0.003	563889	234.490	160	80.00- 120.00	100.00
15 Endrin aldehyde					CAS #: 7421-93-4		
7.717	7.713	0.004	8328	3.57734	2.4	80.00- 120.00	100.00(a)
16 Endrin ketone					CAS #: 53494-70-5		
8.430	8.430	0.000	19209	7.18354	4.8	80.00- 120.00	100.00(a)

QC Flag Legend

a - Target compound detected but, quantitated amount
Below Limit Of Quantitation(BLOQ).

Data File: WR694011.D

Date: 10-OCT-2011 06:18

Client ID: Instrument: PESTGC4.i

Sample Info: SGDDT/Ei_00015 Operator:

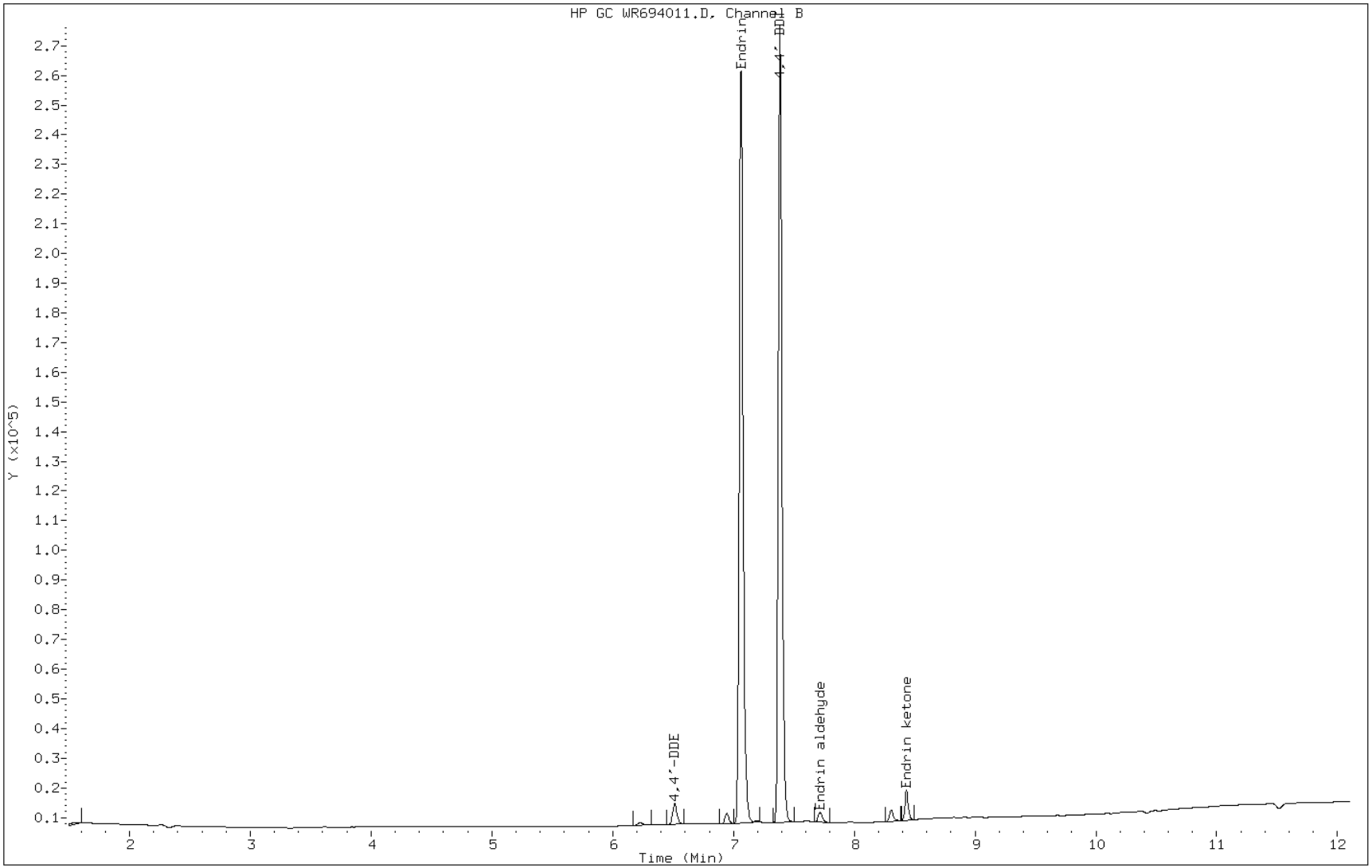

FORM VII
PESTICIDES PERFORMANCE EVALUATION MIXTURE (PEM)

Lab Name: TestAmerica Edison Job No.: 460-32109-1

SDG No.:

Lab Sample ID: PEM 460-89029/4 Calibration Date: 10/10/2011 12:54

Instrument ID: PESTGC4 Calib Start Date: 10/03/2011 06:32

GC Column: CLP-2 ID: 0.53(mm) Calib End Date: 10/03/2011 07:27

Lab File ID: WF694035.D Conc. Units: ug/L

ANALYTE	RT	RESPONSE	BREAKDOWN (%)	LIMIT	#
Endrin	7.97	613896	4.59	15	
Endrin aldehyde	8.49	10807			
Endrin ketone	9.08	18732			

ANALYTE	RT	RESPONSE	BREAKDOWN (%)	LIMIT	#
4,4'-DDT	8.37	536566	3.40	15	
4,4'-DDD	0.00	0			
4,4'-DDE	7.41	18883			

Data File: WF694035.D
Report Date: 11-Oct-2011 08:44

TestAmerica

GC ORGANICS QUANTITATION REPORT

Data file : /chem1/PESTGC4.i/8081T/front/Oct11/10-10-11/10oct11b.b/WF694035.D
Lab Smp Id: SGDDT/Ei_00015
Inj Date : 10-OCT-2011 12:54
Operator : Inst ID: PESTGC4.i
Smp Info : SGDDT/Ei_00015
Misc Info :
Comment :
Method : /chem1/PESTGC4.i/8081T/front/Oct11/10-10-11/10oct11b.b/08Wf8081.m
Meth Date : 11-Oct-2011 08:43 ferdie Quant Type: ESTD
Cal Date : 03-OCT-2011 07:55 Cal File: WF693768.D
Als bottle: 1
Dil Factor: 1.00000
Integrator: Falcon Compound Sublist: END_DDT.sub
Target Version: 3.50 Sample Matrix: SOIL
Processing Host: hpd3

Concentration Formula: Amt * DF * Vt/(Ws*(100-M)/100) * CpndVariable

Name	Value	Description
DF	1.00000	Dilution Factor
Vt	10.00000	Volume of final extract (uL)(1000 low, 2
Ws	15.00000	Weight of sample extracted (g)
M	0.00000	% Moisture

Cpnd Variable Local Compound Variable

				CONCENTRATIONS ON-COL	FINAL		
RT	EXP RT	DLT RT	RESPONSE	(ug/L)	(ug/kg)	TARGET RANGE	RATIO
8 4,4'-DDE					CAS #: 72-55-9		
7.413	7.410	0.003	18883	6.00372	4.0	80.00- 120.00	100.00(a)
9 4,4'-DDT					CAS #: 50-29-3		
8.367	8.367	0.000	536566	249.565	170	80.00- 120.00	100.00
14 Endrin					CAS #: 72-20-8		
7.973	7.973	0.000	613896	254.459	170	80.00- 120.00	100.00
15 Endrin aldehyde					CAS #: 7421-93-4		
8.493	8.493	0.000	10807	5.29847	3.5	80.00- 120.00	100.00(a)
16 Endrin ketone					CAS #: 53494-70-5		
9.083	9.080	0.003	18732	7.64149	5.1	80.00- 120.00	100.00(a)

Data File: WF694035.D
Report Date: 11-Oct-2011 08:44

QC Flag Legend

a - Target compound detected but, quantitated amount
    Below Limit Of Quantitation(BLOQ).

Data File: WF694035.D

Date: 10-OCT-2011 12:54

Client ID: Instrument: PESTGC4.i

Sample Info: SGDDT/Ei_00015 Operator:

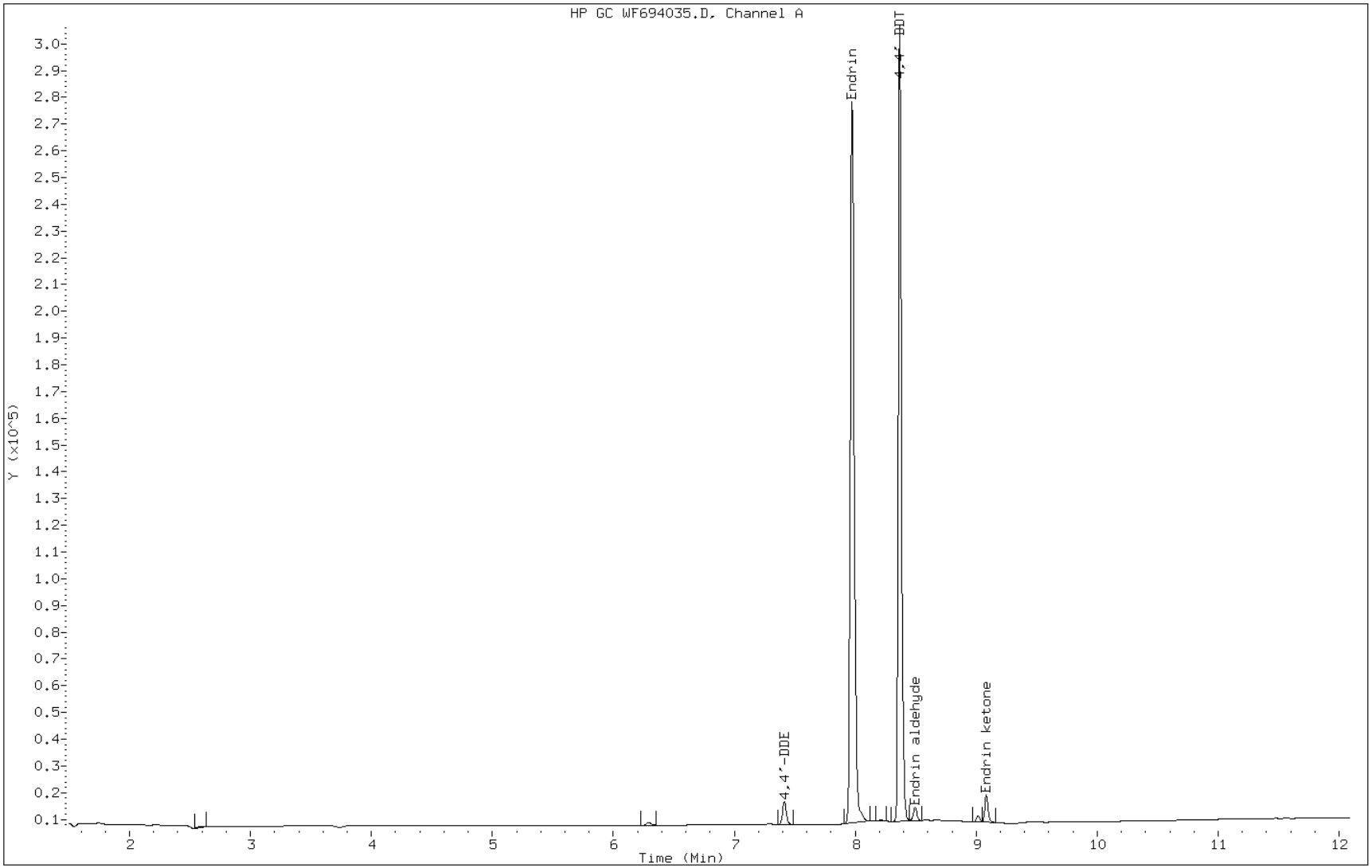

FORM VII
PESTICIDES PERFORMANCE EVALUATION MIXTURE (PEM)

Lab Name: TestAmerica Edison Job No.: 460-32109-1

SDG No.:

Lab Sample ID: PEM 460-89029/4 Calibration Date: 10/10/2011 12:54

Instrument ID: PESTGC4 Calib Start Date: 10/03/2011 06:32

GC Column: CLP-1 ID: 0.53(mm) Calib End Date: 10/03/2011 07:27

Lab File ID: WR694035.D Conc. Units: ug/L

ANALYTE	RT	RESPONSE	BREAKDOWN (%)	LIMIT	#
Endrin	7.06	584960	4.71	15	
Endrin aldehyde	7.72	10432			
Endrin ketone	8.43	18473			

ANALYTE	RT	RESPONSE	BREAKDOWN (%)	LIMIT	#
4,4'-DDT	7.38	589524	2.80	15	
4,4'-DDD	0.00	0			
4,4'-DDE	6.52	17001			

TestAmerica

GC ORGANICS QUANTITATION REPORT

Data file : /chem1/PESTGC4.i/8081T/rear/Oct11/10-10-11/10oct11b.b/WR694035.D
Lab Smp Id: SGDDT/Ei_00015
Inj Date : 10-OCT-2011 12:54
Operator : Inst ID: PESTGC4.i
Smp Info : SGDDT/Ei_00015
Misc Info :
Comment :
Method : /chem1/PESTGC4.i/8081T/rear/Oct11/10-10-11/10oct11b.b/08Wr8081.m
Meth Date : 11-Oct-2011 08:43 ferdie Quant Type: ESTD
Cal Date : 03-OCT-2011 07:55 Cal File: WR693768.D
Als bottle: 1
Dil Factor: 1.00000
Integrator: Falcon Compound Sublist: END_DDT.sub
Target Version: 3.50 Sample Matrix: SOIL
Processing Host: hpd3

Concentration Formula: Amt * DF * Vt/(Ws*(100-M)/100) * CpndVariable

Name	Value	Description
DF	1.00000	Dilution Factor
Vt	10.00000	Volume of final extract (uL)(1000 low, 2
Ws	15.00000	Weight of sample extracted (g)
M	0.00000	% Moisture

Cpnd Variable Local Compound Variable

	RT	EXP RT	DLT RT	RESPONSE	CONCENTRATIONS ON-COL (ug/L)	CONCENTRATIONS FINAL (ug/kg)	TARGET RANGE	RATIO
8	4,4'-DDE					CAS #: 72-55-9		
	6.517	6.510	0.007	17001	5.56796	3.7	80.00- 120.00	100.00(a)
9	4,4'-DDT					CAS #: 50-29-3		
	7.383	7.383	0.000	589524	220.081	150	80.00- 120.00	100.00
14	Endrin					CAS #: 72-20-8		
	7.057	7.060	-0.003	584960	243.252	160	80.00- 120.00	100.00
15	Endrin aldehyde					CAS #: 7421-93-4		
	7.717	7.713	0.004	10432	4.48113	3.0	80.00- 120.00	100.00(a)
16	Endrin ketone					CAS #: 53494-70-5		
	8.430	8.430	0.000	18473	6.90830	4.6	80.00- 120.00	100.00(a)

QC Flag Legend

a - Target compound detected but, quantitated amount
Below Limit Of Quantitation(BLOQ).

Data File: WR694035.D

Date: 10-OCT-2011 12:54

Client ID: Instrument: PESTGC4.i

Sample Info: SGDDT/Ei_00015 Operator:

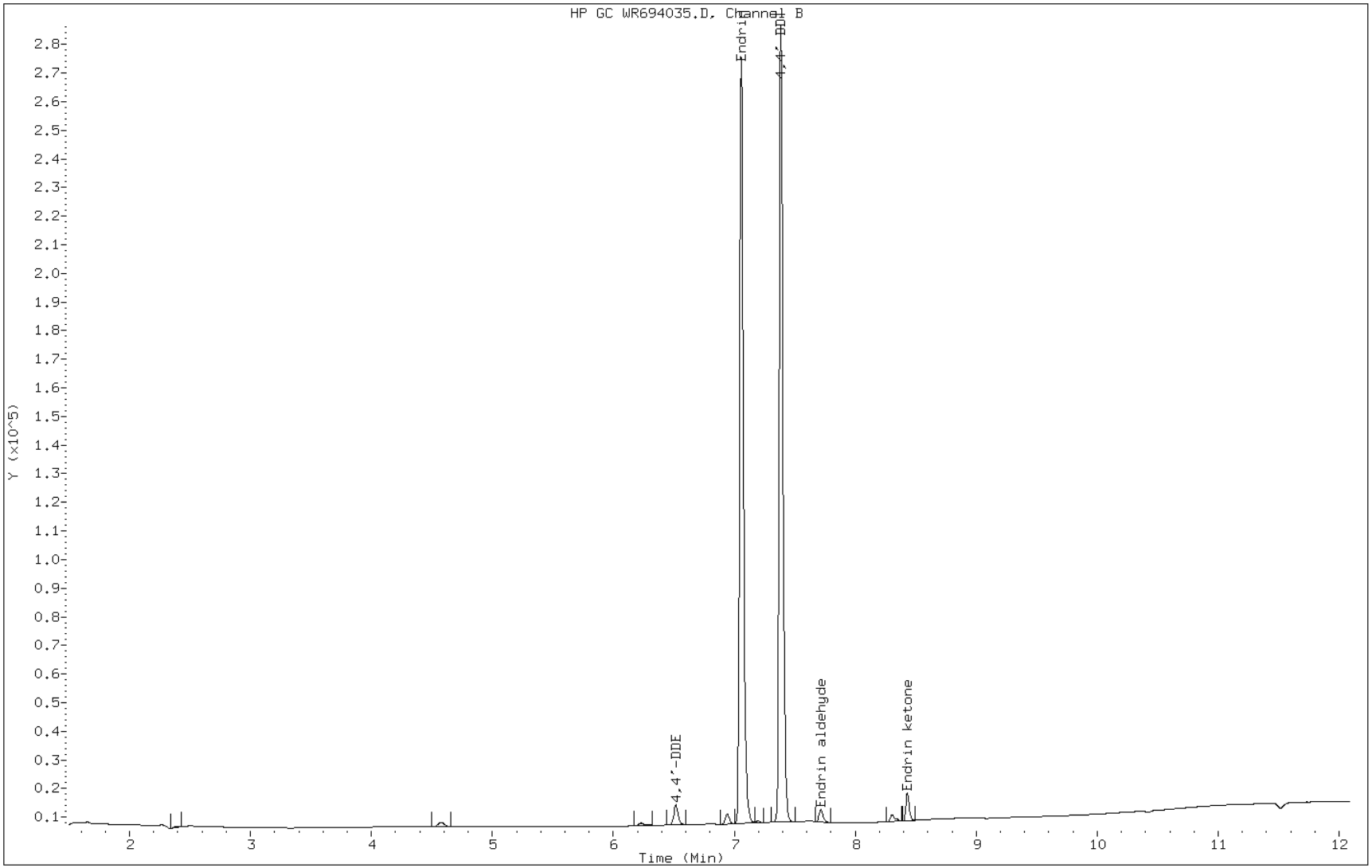

FORM VII
PESTICIDES CONTINUING CALIBRATION DATA

Lab Name: TestAmerica Edison Job No.: 460-32109-1

SDG No.:

Lab Sample ID: CCVRT 460-88903/5 Calibration Date: 10/10/2011 06:32

Instrument ID: PESTGC4 Calib Start Date: 10/03/2011 06:32

GC Column: CLP-2 ID: 0.53(mm) Calib End Date: 10/03/2011 07:27

Lab File ID: WF694012.D Conc. Units: ug/L

ANALYTE	CURVE TYPE	AVE CF	CF	MIN CF	CALC AMOUNT	SPIKE AMOUNT	%D	MAX %D
alpha-BHC	Ave	4643	4632		99.8	100	-0.2	15.0
gamma-BHC (Lindane)	Ave	4306	4253		98.8	100	-1.2	15.0
beta-BHC	Ave	2058	1995		97.0	100	-3.0	15.0
delta-BHC	Ave	4109	3977		96.8	100	-3.2	15.0
Heptachlor	Ave	3706	3841		104	100	3.6	15.0
Aldrin	Ave	3823	3719		97.3	100	-2.7	15.0
Heptachlor epoxide	Ave	3250	3119		96.0	100	-4.0	15.0
gamma-Chlordane	Ave	3432	3290		95.9	100	-4.1	15.0
alpha-Chlordane	Ave	3215	3059		95.1	100	-4.9	15.0
Endosulfan I	Ave	3071	2922		95.2	100	-4.8	15.0
4,4'-DDE	Ave	3145	3042		96.7	100	-3.3	15.0
Dieldrin	Ave	3218	3123		97.0	100	-3.0	15.0
Endrin	Ave	2413	2480		103	100	2.8	15.0
4,4'-DDD	Ave	2529	2480		98.1	100	-1.9	15.0
Endosulfan II	Ave	2715	2608		96.1	100	-3.9	15.0
4,4'-DDT	Ave	2150	2159		100	100	0.4	15.0
Endrin aldehyde	Ave	2040	1874		91.9	100	-8.1	15.0
Endosulfan sulfate	Ave	2148	2057		95.8	100	-4.2	15.0
Methoxychlor	Ave	1009	1089		108	100	7.8	15.0
Endrin ketone	Ave	2451	2248		91.7	100	-8.3	15.0
Tetrachloro-m-xylene	Ave	3507	3239		92.4	100	-7.6	15.0
DCB Decachlorobiphenyl	Ave	2079	2017		97.0	100	-3.0	15.0

FORM VII
PESTICIDES CONTINUING CALIBRATION RETENTION TIME SUMMARY

Lab Name: TestAmerica Edison Job No.: 460-32109-1

SDG No.:

Lab Sample ID: CCVRT 460-88903/5 Calibration Date: 10/10/2011 06:32

Instrument ID: PESTGC4 Calib Start Date: 10/03/2011 06:32

GC Column: CLP-2 ID: 0.53(mm) Calib End Date: 10/03/2011 07:27

Lab File ID: WF694012.D

Analyte	RT	RT WINDOW	
		TO	FROM
alpha-BHC	3.86	3.81	3.91
gamma-BHC (Lindane)	4.63	4.58	4.68
beta-BHC	4.79	4.74	4.84
delta-BHC	5.44	5.38	5.48
Heptachlor	5.61	5.56	5.66
Aldrin	6.27	6.22	6.32
Heptachlor epoxide	6.91	6.84	6.98
gamma-Chlordane	7.11	7.04	7.18
alpha-Chlordane	7.27	7.19	7.33
Endosulfan I	7.34	7.27	7.41
4,4'-DDE	7.41	7.34	7.48
Dieldrin	7.63	7.56	7.70
Endrin	7.97	7.90	8.04
4,4'-DDD	8.05	7.98	8.12
Endosulfan II	8.20	8.13	8.27
4,4'-DDT	8.37	8.30	8.44
Endrin aldehyde	8.49	8.42	8.56
Endosulfan sulfate	8.70	8.63	8.77
Methoxychlor	8.86	8.79	8.93
Endrin ketone	9.08	9.01	9.15
Tetrachloro-m-xylene	2.59	2.53	2.63
DCB Decachlorobiphenyl	10.08	9.98	10.18

FORM VII
PESTICIDES CONTINUING CALIBRATION DATA

Lab Name: TestAmerica Edison Job No.: 460-32109-1

SDG No.:

Lab Sample ID: CCVRT 460-88903/5 Calibration Date: 10/10/2011 06:32

Instrument ID: PESTGC4 Calib Start Date: 10/03/2011 06:32

GC Column: CLP-1 ID: 0.53(mm) Calib End Date: 10/03/2011 07:27

Lab File ID: WR694012.D Conc. Units: ug/L

ANALYTE	CURVE TYPE	AVE CF	CF	MIN CF	CALC AMOUNT	SPIKE AMOUNT	%D	MAX %D
alpha-BHC	Ave	4102	3994		97.4	100	-2.6	15.0
gamma-BHC (Lindane)	Ave	3859	3624		93.9	100	-6.1	15.0
beta-BHC	Ave	1855	1768		95.3	100	-4.7	15.0
delta-BHC	Ave	3691	3448		93.4	100	-6.6	15.0
Heptachlor	Ave	3786	3588		94.8	100	-5.2	15.0
Aldrin	Ave	3628	3521		97.0	100	-3.0	15.0
Heptachlor epoxide	Ave	3442	3265		94.9	100	-5.1	15.0
gamma-Chlordane	Ave	3443	3182		92.4	100	-7.6	15.0
alpha-Chlordane	Ave	3112	2873		92.3	100	-7.7	15.0
4,4'-DDE	Ave	3053	2933		96.1	100	-3.9	15.0
Endosulfan I	Ave	2970	2795		94.1	100	-5.9	15.0
Dieldrin	Ave	3105	2953		95.1	100	-4.9	15.0
Endrin	Ave	2405	2348		97.6	100	-2.4	15.0
4,4'-DDD	Ave	2745	2604		94.9	100	-5.1	15.0
Endosulfan II	Ave	2765	2569		92.9	100	-7.1	15.0
4,4'-DDT	Ave	2679	2518		94.0	100	-6.0	15.0
Endrin aldehyde	Ave	2328	2069		88.9	100	-11.1	15.0
Methoxychlor	Ave	1431	1326		92.7	100	-7.3	15.0
Endosulfan sulfate	Ave	2447	2250		92.0	100	-8.0	15.0
Endrin ketone	Ave	2674	2397		89.7	100	-10.3	15.0
Tetrachloro-m-xylene	Ave	2987	2719		91.0	100	-9.0	15.0
DCB Decachlorobiphenyl	Ave	2285	2147		94.0	100	-6.0	15.0

FORM VII
PESTICIDES CONTINUING CALIBRATION RETENTION TIME SUMMARY

Lab Name: TestAmerica Edison Job No.: 460-32109-1

SDG No.:

Lab Sample ID: CCVRT 460-88903/5 Calibration Date: 10/10/2011 06:32

Instrument ID: PESTGC4 Calib Start Date: 10/03/2011 06:32

GC Column: CLP-1 ID: 0.53(mm) Calib End Date: 10/03/2011 07:27

Lab File ID: WR694012.D

Analyte	RT	RT WINDOW	
		TO	FROM
alpha-BHC	2.72	2.67	2.77
gamma-BHC (Lindane)	3.34	3.29	3.39
beta-BHC	3.51	3.46	3.56
delta-BHC	3.86	3.81	3.91
Heptachlor	4.27	4.22	4.32
Aldrin	4.86	4.81	4.91
Heptachlor epoxide	6.08	6.01	6.15
gamma-Chlordane	6.27	6.20	6.34
alpha-Chlordane	6.43	6.36	6.50
4,4'-DDE	6.51	6.44	6.58
Endosulfan I	6.59	6.52	6.66
Dieldrin	6.83	6.76	6.90
Endrin	7.06	6.99	7.13
4,4'-DDD	7.10	7.03	7.17
Endosulfan II	7.28	7.21	7.35
4,4'-DDT	7.38	7.31	7.45
Endrin aldehyde	7.71	7.64	7.78
Methoxychlor	7.88	7.81	7.95
Endosulfan sulfate	8.18	8.11	8.25
Endrin ketone	8.43	8.36	8.50
Tetrachloro-m-xylene	2.06	2.01	2.11
DCB Decachlorobiphenyl	9.12	9.02	9.22

FORM VII
PESTICIDES CONTINUING CALIBRATION DATA

Lab Name: TestAmerica Edison Job No.: 460-32109-1

SDG No.:

Lab Sample ID: CCV 460-88903/24 Calibration Date: 10/10/2011 11:11

Instrument ID: PESTGC4 Calib Start Date: 10/03/2011 06:32

GC Column: CLP-2 ID: 0.53(mm) Calib End Date: 10/03/2011 07:27

Lab File ID: WF694031.D Conc. Units: ug/L

ANALYTE	CURVE TYPE	AVE CF	CF	MIN CF	CALC AMOUNT	SPIKE AMOUNT	%D	MAX %D
alpha-BHC	Ave	4643	4714		102	100	1.5	15.0
gamma-BHC (Lindane)	Ave	4306	4272		99.2	100	-0.8	15.0
beta-BHC	Ave	2058	2011		97.7	100	-2.3	15.0
delta-BHC	Ave	4109	4021		97.9	100	-2.1	15.0
Heptachlor	Ave	3706	2927		79.0	100	-21.0*	15.0
Aldrin	Ave	3823	3641		95.2	100	-4.8	15.0
Heptachlor epoxide	Ave	3250	3069		94.4	100	-5.6	15.0
gamma-Chlordane	Ave	3432	3234		94.2	100	-5.8	15.0
alpha-Chlordane	Ave	3215	3011		93.7	100	-6.3	15.0
Endosulfan I	Ave	3071	2927		95.3	100	-4.7	15.0
4,4'-DDE	Ave	3145	3036		96.5	100	-3.5	15.0
Dieldrin	Ave	3218	3132		97.3	100	-2.7	15.0
Endrin	Ave	2413	2404		99.6	100	-0.4	15.0
4,4'-DDD	Ave	2529	2527		99.9	100	-0.0	15.0
Endosulfan II	Ave	2715	2629		96.8	100	-3.2	15.0
4,4'-DDT	Ave	2150	2047		95.2	100	-4.8	15.0
Endrin aldehyde	Ave	2040	1860		91.2	100	-8.8	15.0
Endosulfan sulfate	Ave	2148	1992		92.8	100	-7.2	15.0
Methoxychlor	Ave	1009	989.8		98.0	100	-2.0	15.0
Endrin ketone	Ave	2451	2277		92.9	100	-7.1	15.0
Tetrachloro-m-xylene	Ave	3507	3283		93.6	100	-6.4	15.0
DCB Decachlorobiphenyl	Ave	2079	2121		102	100	2.0	15.0

FORM VII
PESTICIDES CONTINUING CALIBRATION RETENTION TIME SUMMARY

Lab Name: TestAmerica Edison Job No.: 460-32109-1

SDG No.:

Lab Sample ID: CCV 460-88903/24 Calibration Date: 10/10/2011 11:11

Instrument ID: PESTGC4 Calib Start Date: 10/03/2011 06:32

GC Column: CLP-2 ID: 0.53(mm) Calib End Date: 10/03/2011 07:27

Lab File ID: WF694031.D

Analyte	RT	RT WINDOW	
		TO	FROM
alpha-BHC	3.86	3.81	3.91
gamma-BHC (Lindane)	4.63	4.58	4.68
beta-BHC	4.79	4.74	4.84
delta-BHC	5.43	5.38	5.48
Heptachlor	5.61	5.56	5.66
Aldrin	6.27	6.22	6.32
Heptachlor epoxide	6.91	6.84	6.98
gamma-Chlordane	7.11	7.04	7.18
alpha-Chlordane	7.26	7.19	7.33
Endosulfan I	7.34	7.27	7.41
4,4'-DDE	7.41	7.34	7.48
Dieldrin	7.63	7.56	7.70
Endrin	7.97	7.90	8.04
4,4'-DDD	8.05	7.98	8.12
Endosulfan II	8.20	8.13	8.27
4,4'-DDT	8.37	8.30	8.44
Endrin aldehyde	8.49	8.42	8.56
Endosulfan sulfate	8.70	8.63	8.77
Methoxychlor	8.86	8.79	8.93
Endrin ketone	9.08	9.01	9.15
Tetrachloro-m-xylene	2.58	2.53	2.63
DCB Decachlorobiphenyl	10.08	9.98	10.18

FORM VII
PESTICIDES CONTINUING CALIBRATION DATA

Lab Name: TestAmerica Edison Job No.: 460-32109-1

SDG No.:

Lab Sample ID: CCV 460-88903/24 Calibration Date: 10/10/2011 11:11

Instrument ID: PESTGC4 Calib Start Date: 10/03/2011 06:32

GC Column: CLP-1 ID: 0.53(mm) Calib End Date: 10/03/2011 07:27

Lab File ID: WR694031.D Conc. Units: ug/L

ANALYTE	CURVE TYPE	AVE CF	CF	MIN CF	CALC AMOUNT	SPIKE AMOUNT	%D	MAX %D
alpha-BHC	Ave	4102	3913		95.4	100	-4.6	15.0
gamma-BHC (Lindane)	Ave	3859	3549		92.0	100	-8.0	15.0
beta-BHC	Ave	1855	1712		92.3	100	-7.7	15.0
delta-BHC	Ave	3691	3356		90.9	100	-9.1	15.0
Heptachlor	Ave	3786	2550		67.3	100	-32.7*	15.0
Aldrin	Ave	3628	3178		87.6	100	-12.4	15.0
Heptachlor epoxide	Ave	3442	2983		86.7	100	-13.3	15.0
gamma-Chlordane	Ave	3443	2883		83.7	100	-16.3*	15.0
alpha-Chlordane	Ave	3112	2622		84.3	100	-15.7*	15.0
4,4'-DDE	Ave	3053	2632		86.2	100	-13.8	15.0
Endosulfan I	Ave	2970	2571		86.6	100	-13.4	15.0
Dieldrin	Ave	3105	2701		87.0	100	-13.0	15.0
Endrin	Ave	2405	1993		82.9	100	-17.1*	15.0
4,4'-DDD	Ave	2745	2498		91.0	100	-9.0	15.0
Endosulfan II	Ave	2765	2367		85.6	100	-14.4	15.0
4,4'-DDT	Ave	2679	2216		82.7	100	-17.3*	15.0
Endrin aldehyde	Ave	2328	1921		82.5	100	-17.5*	15.0
Methoxychlor	Ave	1431	1171		81.9	100	-18.1*	15.0
Endosulfan sulfate	Ave	2447	2042		83.4	100	-16.6*	15.0
Endrin ketone	Ave	2674	2216		82.9	100	-17.1*	15.0
Tetrachloro-m-xylene	Ave	2987	2707		90.6	100	-9.4	15.0
DCB Decachlorobiphenyl	Ave	2285	2006		87.8	100	-12.2	15.0

FORM VII
PESTICIDES CONTINUING CALIBRATION RETENTION TIME SUMMARY

Lab Name: TestAmerica Edison Job No.: 460-32109-1

SDG No.:

Lab Sample ID: CCV 460-88903/24 Calibration Date: 10/10/2011 11:11

Instrument ID: PESTGC4 Calib Start Date: 10/03/2011 06:32

GC Column: CLP-1 ID: 0.53(mm) Calib End Date: 10/03/2011 07:27

Lab File ID: WR694031.D

Analyte	RT	RT WINDOW	
		TO	FROM
alpha-BHC	2.72	2.67	2.77
gamma-BHC (Lindane)	3.34	3.29	3.39
beta-BHC	3.51	3.46	3.56
delta-BHC	3.86	3.81	3.91
Heptachlor	4.27	4.22	4.32
Aldrin	4.86	4.81	4.91
Heptachlor epoxide	6.08	6.01	6.15
gamma-Chlordane	6.27	6.20	6.34
alpha-Chlordane	6.43	6.36	6.50
4,4'-DDE	6.51	6.44	6.58
Endosulfan I	6.59	6.52	6.66
Dieldrin	6.83	6.76	6.90
Endrin	7.06	6.99	7.13
4,4'-DDD	7.10	7.03	7.17
Endosulfan II	7.28	7.21	7.35
4,4'-DDT	7.38	7.31	7.45
Endrin aldehyde	7.71	7.64	7.78
Methoxychlor	7.88	7.81	7.95
Endosulfan sulfate	8.18	8.11	8.25
Endrin ketone	8.43	8.36	8.50
Tetrachloro-m-xylene	2.06	2.01	2.11
DCB Decachlorobiphenyl	9.12	9.02	9.22

FORM VII
PESTICIDES CONTINUING CALIBRATION DATA

Lab Name: TestAmerica Edison Job No.: 460-32109-1

SDG No.:

Lab Sample ID: CCVRT 460-89029/5 Calibration Date: 10/10/2011 13:08

Instrument ID: PESTGC4 Calib Start Date: 10/03/2011 06:32

GC Column: CLP-2 ID: 0.53(mm) Calib End Date: 10/03/2011 07:27

Lab File ID: WF694036.D Conc. Units: ug/L

ANALYTE	CURVE TYPE	AVE CF	CF	MIN CF	CALC AMOUNT	SPIKE AMOUNT	%D	MAX %D
alpha-BHC	Ave	4643	4817		104	100	3.8	15.0
gamma-BHC (Lindane)	Ave	4306	4413		102	100	2.5	15.0
beta-BHC	Ave	2058	2061		100	100	0.2	15.0
delta-BHC	Ave	4109	4152		101	100	1.1	15.0
Heptachlor	Ave	3706	3500		94.4	100	-5.6	15.0
Aldrin	Ave	3823	3793		99.2	100	-0.8	15.0
Heptachlor epoxide	Ave	3250	3222		99.1	100	-0.9	15.0
gamma-Chlordane	Ave	3432	3375		98.3	100	-1.7	15.0
alpha-Chlordane	Ave	3215	3124		97.2	100	-2.8	15.0
Endosulfan I	Ave	3071	3083		100	100	0.4	15.0
4,4'-DDE	Ave	3145	3147		100	100	0.0	15.0
Dieldrin	Ave	3218	3250		101	100	1.0	15.0
Endrin	Ave	2413	2651		110	100	9.9	15.0
4,4'-DDD	Ave	2529	2574		102	100	1.8	15.0
Endosulfan II	Ave	2715	2696		99.3	100	-0.7	15.0
4,4'-DDT	Ave	2150	2278		106	100	6.0	15.0
Endrin aldehyde	Ave	2040	1937		95.0	100	-5.0	15.0
Endosulfan sulfate	Ave	2148	2076		96.7	100	-3.3	15.0
Methoxychlor	Ave	1009	1123		111	100	11.2	15.0
Endrin ketone	Ave	2451	2305		94.0	100	-6.0	15.0
Tetrachloro-m-xylene	Ave	3507	3301		94.1	100	-5.9	15.0
DCB Decachlorobiphenyl	Ave	2079	2090		101	100	0.5	15.0

FORM VII
PESTICIDES CONTINUING CALIBRATION RETENTION TIME SUMMARY

Lab Name: TestAmerica Edison Job No.: 460-32109-1

SDG No.:

Lab Sample ID: CCVRT 460-89029/5 Calibration Date: 10/10/2011 13:08

Instrument ID: PESTGC4 Calib Start Date: 10/03/2011 06:32

GC Column: CLP-2 ID: 0.53(mm) Calib End Date: 10/03/2011 07:27

Lab File ID: WF694036.D

Analyte	RT	RT WINDOW	
		TO	FROM
alpha-BHC	3.87	3.81	3.91
gamma-BHC (Lindane)	4.64	4.58	4.68
beta-BHC	4.80	4.74	4.84
delta-BHC	5.45	5.39	5.49
Heptachlor	5.63	5.57	5.67
Aldrin	6.27	6.22	6.32
Heptachlor epoxide	6.92	6.84	6.98
gamma-Chlordane	7.11	7.04	7.18
alpha-Chlordane	7.27	7.20	7.34
Endosulfan I	7.34	7.27	7.41
4,4'-DDE	7.41	7.34	7.48
Dieldrin	7.63	7.56	7.70
Endrin	7.97	7.90	8.04
4,4'-DDD	8.05	7.98	8.12
Endosulfan II	8.20	8.13	8.27
4,4'-DDT	8.37	8.30	8.44
Endrin aldehyde	8.49	8.42	8.56
Endosulfan sulfate	8.70	8.63	8.77
Methoxychlor	8.86	8.79	8.93
Endrin ketone	9.08	9.01	9.15
Tetrachloro-m-xylene	2.59	2.54	2.64
DCB Decachlorobiphenyl	10.08	9.98	10.18

FORM VII
PESTICIDES CONTINUING CALIBRATION DATA

Lab Name: TestAmerica Edison Job No.: 460-32109-1

SDG No.:

Lab Sample ID: CCVRT 460-89029/5 Calibration Date: 10/10/2011 13:08

Instrument ID: PESTGC4 Calib Start Date: 10/03/2011 06:32

GC Column: CLP-1 ID: 0.53(mm) Calib End Date: 10/03/2011 07:27

Lab File ID: WR694036.D Conc. Units: ug/L

ANALYTE	CURVE TYPE	AVE CF	CF	MIN CF	CALC AMOUNT	SPIKE AMOUNT	%D	MAX %D
alpha-BHC	Ave	4102	4171		102	100	1.7	15.0
gamma-BHC (Lindane)	Ave	3859	3726		96.5	100	-3.5	15.0
beta-BHC	Ave	1855	1818		98.0	100	-2.0	15.0
delta-BHC	Ave	3691	3635		98.5	100	-1.5	15.0
Heptachlor	Ave	3786	3383		89.4	100	-10.6	15.0
Aldrin	Ave	3628	3564		98.2	100	-1.8	15.0
Heptachlor epoxide	Ave	3442	3305		96.0	100	-4.0	15.0
gamma-Chlordane	Ave	3443	3202		93.0	100	-7.0	15.0
alpha-Chlordane	Ave	3112	2950		94.8	100	-5.2	15.0
4,4'-DDE	Ave	3053	2907		95.2	100	-4.8	15.0
Endosulfan I	Ave	2970	2837		95.5	100	-4.5	15.0
Dieldrin	Ave	3105	2956		95.2	100	-4.8	15.0
Endrin	Ave	2405	2439		101	100	1.4	15.0
4,4'-DDD	Ave	2745	2609		95.1	100	-4.9	15.0
Endosulfan II	Ave	2765	2611		94.4	100	-5.6	15.0
4,4'-DDT	Ave	2679	2573		96.1	100	-3.9	15.0
Endrin aldehyde	Ave	2328	2097		90.1	100	-9.9	15.0
Methoxychlor	Ave	1431	1350		94.3	100	-5.7	15.0
Endosulfan sulfate	Ave	2447	2283		93.3	100	-6.7	15.0
Endrin ketone	Ave	2674	2392		89.5	100	-10.5	15.0
Tetrachloro-m-xylene	Ave	2987	2795		93.6	100	-6.4	15.0
DCB Decachlorobiphenyl	Ave	2285	2169		94.9	100	-5.1	15.0

FORM VII
PESTICIDES CONTINUING CALIBRATION RETENTION TIME SUMMARY

Lab Name: TestAmerica Edison Job No.: 460-32109-1

SDG No.:

Lab Sample ID: CCVRT 460-89029/5 Calibration Date: 10/10/2011 13:08

Instrument ID: PESTGC4 Calib Start Date: 10/03/2011 06:32

GC Column: CLP-1 ID: 0.53(mm) Calib End Date: 10/03/2011 07:27

Lab File ID: WR694036.D

Analyte	RT	RT WINDOW	
		TO	FROM
alpha-BHC	2.74	2.67	2.77
gamma-BHC (Lindane)	3.35	3.30	3.40
beta-BHC	3.51	3.46	3.56
delta-BHC	3.87	3.81	3.91
Heptachlor	4.29	4.22	4.32
Aldrin	4.88	4.82	4.92
Heptachlor epoxide	6.09	6.01	6.15
gamma-Chlordane	6.27	6.20	6.34
alpha-Chlordane	6.44	6.36	6.50
4,4'-DDE	6.51	6.44	6.58
Endosulfan I	6.59	6.52	6.66
Dieldrin	6.83	6.76	6.90
Endrin	7.06	6.99	7.13
4,4'-DDD	7.10	7.03	7.17
Endosulfan II	7.28	7.21	7.35
4,4'-DDT	7.39	7.31	7.45
Endrin aldehyde	7.71	7.64	7.78
Methoxychlor	7.88	7.81	7.95
Endosulfan sulfate	8.18	8.11	8.25
Endrin ketone	8.43	8.36	8.50
Tetrachloro-m-xylene	2.07	2.01	2.11
DCB Decachlorobiphenyl	9.12	9.02	9.22

FORM VII
PESTICIDES CONTINUING CALIBRATION DATA

Lab Name: TestAmerica Edison Job No.: 460-32109-1

SDG No.:

Lab Sample ID: CCV 460-89029/26 Calibration Date: 10/10/2011 18:01

Instrument ID: PESTGC4 Calib Start Date: 10/03/2011 06:32

GC Column: CLP-2 ID: 0.53(mm) Calib End Date: 10/03/2011 07:27

Lab File ID: WF694057.D Conc. Units: ug/L

ANALYTE	CURVE TYPE	AVE CF	CF	MIN CF	CALC AMOUNT	SPIKE AMOUNT	%D	MAX %D
alpha-BHC	Ave	4643	4865		105	100	4.8	15.0
gamma-BHC (Lindane)	Ave	4306	4448		103	100	3.3	15.0
beta-BHC	Ave	2058	2082		101	100	1.2	15.0
delta-BHC	Ave	4109	4232		103	100	3.0	15.0
Heptachlor	Ave	3706	3444		92.9	100	-7.1	15.0
Aldrin	Ave	3823	3804		99.5	100	-0.5	15.0
Heptachlor epoxide	Ave	3250	3227		99.3	100	-0.7	15.0
gamma-Chlordane	Ave	3432	3385		98.6	100	-1.4	15.0
alpha-Chlordane	Ave	3215	3185		99.1	100	-0.9	15.0
Endosulfan I	Ave	3071	3061		99.7	100	-0.3	15.0
4,4'-DDE	Ave	3145	3163		101	100	0.6	15.0
Dieldrin	Ave	3218	3283		102	100	2.0	15.0
Endrin	Ave	2413	2535		105	100	5.1	15.0
4,4'-DDD	Ave	2529	2687		106	100	6.3	15.0
Endosulfan II	Ave	2715	2791		103	100	2.8	15.0
4,4'-DDT	Ave	2150	2170		101	100	0.9	15.0
Endrin aldehyde	Ave	2040	2041		100	100	0.0	15.0
Endosulfan sulfate	Ave	2148	2237		104	100	4.1	15.0
Methoxychlor	Ave	1009	1095		108	100	8.5	15.0
Endrin ketone	Ave	2451	2487		101	100	1.4	15.0
Tetrachloro-m-xylene	Ave	3507	3362		95.9	100	-4.1	15.0
DCB Decachlorobiphenyl	Ave	2079	2140		103	100	3.0	15.0

FORM VII
PESTICIDES CONTINUING CALIBRATION RETENTION TIME SUMMARY

Lab Name: TestAmerica Edison Job No.: 460-32109-1

SDG No.:

Lab Sample ID: CCV 460-89029/26 Calibration Date: 10/10/2011 18:01

Instrument ID: PESTGC4 Calib Start Date: 10/03/2011 06:32

GC Column: CLP-2 ID: 0.53(mm) Calib End Date: 10/03/2011 07:27

Lab File ID: WF694057.D

Analyte	RT	RT WINDOW	
		TO	FROM
alpha-BHC	3.86	3.81	3.91
gamma-BHC (Lindane)	4.63	4.58	4.68
beta-BHC	4.79	4.74	4.84
delta-BHC	5.44	5.39	5.49
Heptachlor	5.62	5.57	5.67
Aldrin	6.27	6.22	6.32
Heptachlor epoxide	6.91	6.84	6.98
gamma-Chlordane	7.11	7.04	7.18
alpha-Chlordane	7.27	7.20	7.34
Endosulfan I	7.34	7.27	7.41
4,4'-DDE	7.41	7.34	7.48
Dieldrin	7.63	7.56	7.70
Endrin	7.97	7.90	8.04
4,4'-DDD	8.05	7.98	8.12
Endosulfan II	8.20	8.13	8.27
4,4'-DDT	8.37	8.30	8.44
Endrin aldehyde	8.49	8.42	8.56
Endosulfan sulfate	8.70	8.63	8.77
Methoxychlor	8.86	8.79	8.93
Endrin ketone	9.08	9.01	9.15
Tetrachloro-m-xylene	2.59	2.54	2.64
DCB Decachlorobiphenyl	10.08	9.98	10.18

FORM VII
PESTICIDES CONTINUING CALIBRATION DATA

Lab Name: TestAmerica Edison Job No.: 460-32109-1

SDG No.:

Lab Sample ID: CCV 460-89029/26 Calibration Date: 10/10/2011 18:01

Instrument ID: PESTGC4 Calib Start Date: 10/03/2011 06:32

GC Column: CLP-1 ID: 0.53(mm) Calib End Date: 10/03/2011 07:27

Lab File ID: WR694057.D Conc. Units: ug/L

ANALYTE	CURVE TYPE	AVE CF	CF	MIN CF	CALC AMOUNT	SPIKE AMOUNT	%D	MAX %D
alpha-BHC	Ave	4102	4122		100	100	0.5	15.0
gamma-BHC (Lindane)	Ave	3859	3720		96.4	100	-3.6	15.0
beta-BHC	Ave	1855	1824		98.3	100	-1.7	15.0
delta-BHC	Ave	3691	3669		99.4	100	-0.6	15.0
Heptachlor	Ave	3786	3275		86.5	100	-13.5	15.0
Aldrin	Ave	3628	3420		94.3	100	-5.7	15.0
Heptachlor epoxide	Ave	3442	3154		91.6	100	-8.4	15.0
gamma-Chlordane	Ave	3443	3048		88.5	100	-11.5	15.0
alpha-Chlordane	Ave	3112	2796		89.8	100	-10.2	15.0
4,4'-DDE	Ave	3053	2765		90.6	100	-9.4	15.0
Endosulfan I	Ave	2970	2756		92.8	100	-7.2	15.0
Dieldrin	Ave	3105	2844		91.6	100	-8.4	15.0
Endrin	Ave	2405	2211		91.9	100	-8.1	15.0
4,4'-DDD	Ave	2745	2547		92.8	100	-7.2	15.0
Endosulfan II	Ave	2765	2513		90.9	100	-9.1	15.0
4,4'-DDT	Ave	2679	2321		86.7	100	-13.3	15.0
Endrin aldehyde	Ave	2328	2092		89.9	100	-10.1	15.0
Methoxychlor	Ave	1431	1235		86.3	100	-13.7	15.0
Endosulfan sulfate	Ave	2447	2203		90.0	100	-10.0	15.0
Endrin ketone	Ave	2674	2425		90.7	100	-9.3	15.0
Tetrachloro-m-xylene	Ave	2987	2941		98.5	100	-1.5	15.0
DCB Decachlorobiphenyl	Ave	2285	2152		94.1	100	-5.9	15.0

FORM VII
PESTICIDES CONTINUING CALIBRATION RETENTION TIME SUMMARY

Lab Name: TestAmerica Edison Job No.: 460-32109-1

SDG No.:

Lab Sample ID: CCV 460-89029/26 Calibration Date: 10/10/2011 18:01

Instrument ID: PESTGC4 Calib Start Date: 10/03/2011 06:32

GC Column: CLP-1 ID: 0.53(mm) Calib End Date: 10/03/2011 07:27

Lab File ID: WR694057.D

Analyte	RT	RT WINDOW	
		TO	FROM
alpha-BHC	2.72	2.67	2.77
gamma-BHC (Lindane)	3.35	3.30	3.40
beta-BHC	3.51	3.46	3.56
delta-BHC	3.86	3.81	3.91
Heptachlor	4.27	4.22	4.32
Aldrin	4.87	4.82	4.92
Heptachlor epoxide	6.08	6.01	6.15
gamma-Chlordane	6.27	6.20	6.34
alpha-Chlordane	6.43	6.36	6.50
4,4'-DDE	6.51	6.44	6.58
Endosulfan I	6.59	6.52	6.66
Dieldrin	6.83	6.76	6.90
Endrin	7.06	6.99	7.13
4,4'-DDD	7.10	7.03	7.17
Endosulfan II	7.28	7.21	7.35
4,4'-DDT	7.38	7.31	7.45
Endrin aldehyde	7.71	7.64	7.78
Methoxychlor	7.88	7.81	7.95
Endosulfan sulfate	8.18	8.11	8.25
Endrin ketone	8.43	8.36	8.50
Tetrachloro-m-xylene	2.06	2.01	2.11
DCB Decachlorobiphenyl	9.12	9.02	9.22

FORM I
PESTICIDES ORGANICS ANALYSIS DATA SHEET

Lab Name: TestAmerica Edison Job No.: 460-32109-1

SDG No.:

Client Sample ID: Lab Sample ID: MB 460-88756/1-A

Matrix: Solid Lab File ID: WF694021.D

Analysis Method: 8081A Date Collected:

Extraction Method: 3541 Date Extracted: 10/07/2011 18:42

Sample wt/vol: 100(mL) Date Analyzed: 10/10/2011 08:52

Con. Extract Vol.: 5(mL) Dilution Factor: 1

Injection Volume: GC Column: CLP-2 ID: 0.53(mm)

% Moisture: GPC Cleanup:(Y/N) N

Analysis Batch No.: 88903 Units: ug/Kg

CAS NO.	SURROGATE	%REC	Q	LIMITS
2051-24-3	DCB Decachlorobiphenyl	100		53-150
877-09-8	Tetrachloro-m-xylene	87		40-150

Data File: WF694021.D
Report Date: 10-Oct-2011 11:52

TestAmerica

GC ORGANICS QUANTITATION REPORT

Data file : /chem1/PESTGC4.i/8081T/front/Oct11/10-10-11/10oct11a.b/WF694021.D
Lab Smp Id: mb 460-88756/1-a
Inj Date : 10-OCT-2011 08:52
Operator : Inst ID: PESTGC4.i
Smp Info : mb 460-88756/1-a
Misc Info :
Comment :
Method : /chem1/PESTGC4.i/8081T/front/Oct11/10-10-11/10oct11a.b/08Wf8081.m
Meth Date : 10-Oct-2011 11:51 ferdie Quant Type: ESTD
Cal Date : 03-OCT-2011 07:55 Cal File: WF693768.D
Als bottle: 1
Dil Factor: 1.00000
Integrator: Falcon Compound Sublist: TCLPpest.sub
Target Version: 3.50 Sample Matrix: WATER
Processing Host: hpd3

Concentration Formula: Amt * DF * Vt/Vo * CpndVariable

Name	Value	Description
DF	1.00000	Dilution Factor
Vt	5.00000	Volume of final extract (mL)
Vo	100.00000	Volume of sample extracted (mL)

Cpnd Variable Local Compound Variable

RT	EXP RT	DLT RT	RESPONSE	CONCENTRATIONS ON-COL (ug/L)	CONCENTRATIONS FINAL (ug/l)	TARGET RANGE	RATIO
$ 28 Tetrachloro-m-xylene(surr)					CAS #: 877-09-8		
2.587	2.587	0.000	305562	87.1255	4.4	80.00- 120.00	100.00
$ 30 Decachlorobiphenyl(surr)					CAS #: 2051-24-3		
10.080	10.080	0.000	208925	100.497	5.0	80.00- 120.00	100.00

Data File: WF694021.D

Date: 10-OCT-2011 08:52

Client ID: Instrument: PESTGC4.i

Sample Info: mb 460-88756/1-a Operator:

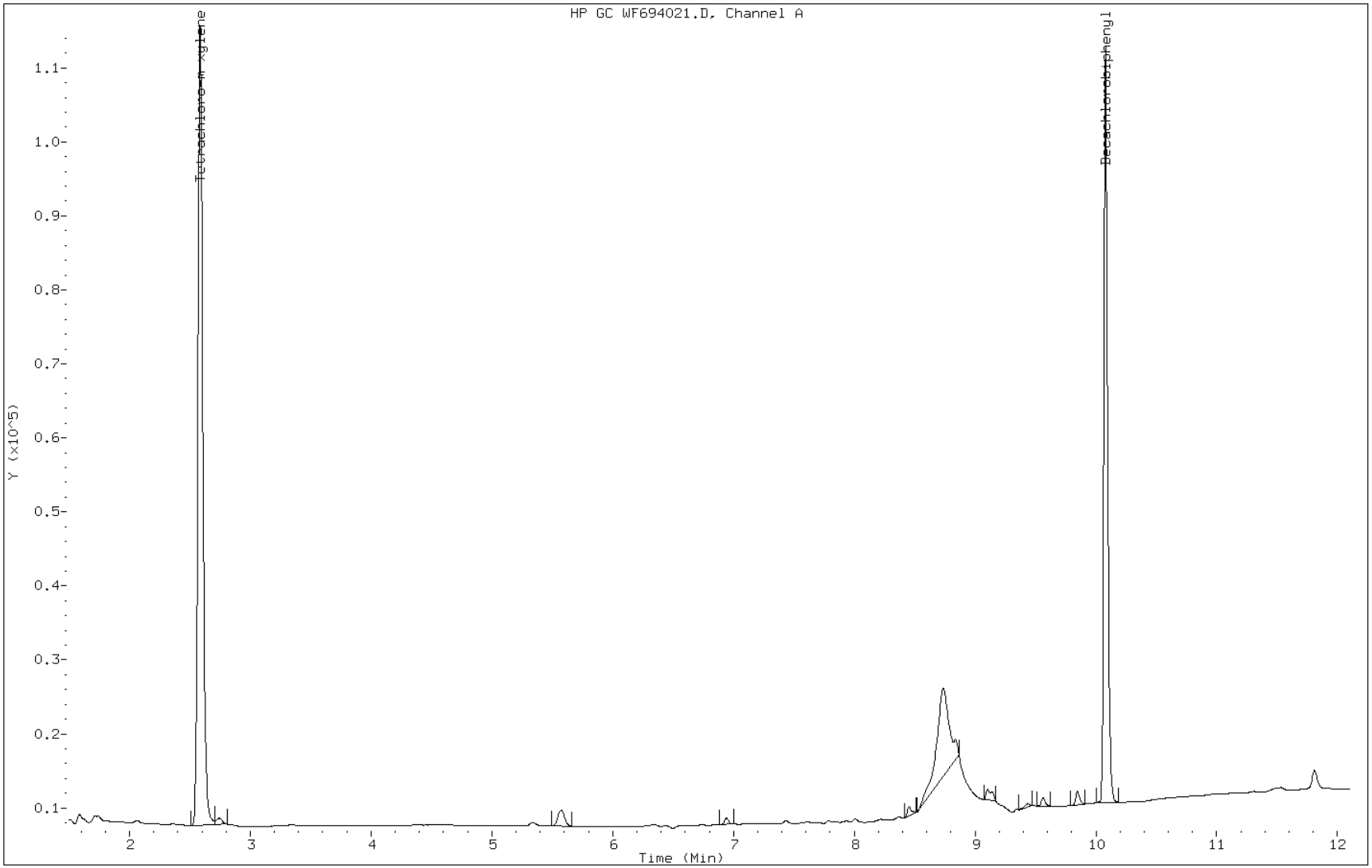

FORM I
PESTICIDES ORGANICS ANALYSIS DATA SHEET

Lab Name: TestAmerica Edison Job No.: 460-32109-1

SDG No.:

Client Sample ID: Lab Sample ID: MB 460-88756/1-A

Matrix: Solid Lab File ID: WR694021.D

Analysis Method: 8081A Date Collected:

Extraction Method: 3541 Date Extracted: 10/07/2011 18:42

Sample wt/vol: 100(mL) Date Analyzed: 10/10/2011 08:52

Con. Extract Vol.: 5(mL) Dilution Factor: 1

Injection Volume: GC Column: CLP-1 ID: 0.53(mm)

% Moisture: GPC Cleanup:(Y/N) N

Analysis Batch No.: 88903 Units: ug/Kg

CAS NO.	COMPOUND NAME	RESULT	Q	RL	MDL
57-74-9	Chlordane	5.0	U	5.0	1.1
72-20-8	Endrin	0.50	U	0.50	0.071
58-89-9	gamma-BHC (Lindane)	0.50	U	0.50	0.059
76-44-8	Heptachlor	0.50	U	0.50	0.072
1024-57-3	Heptachlor epoxide	0.50	U	0.50	0.10
72-43-5	Methoxychlor	0.50	U	0.50	0.056
8001-35-2	Toxaphene	5.0	U	5.0	1.1

CAS NO.	SURROGATE	%REC	Q	LIMITS
2051-24-3	DCB Decachlorobiphenyl	89		53-150
877-09-8	Tetrachloro-m-xylene	86		40-150

TestAmerica

GC ORGANICS QUANTITATION REPORT

Data file : /chem1/PESTGC4.i/8081T/rear/Oct11/10-10-11/10oct11a.b/WR694021.D
Lab Smp Id: mb 460-88756/1-a
Inj Date : 10-OCT-2011 08:52
Operator : Inst ID: PESTGC4.i
Smp Info : mb 460-88756/1-a
Misc Info :
Comment :
Method : /chem1/PESTGC4.i/8081T/rear/Oct11/10-10-11/10oct11a.b/08Wr8081.m
Meth Date : 10-Oct-2011 11:51 ferdie Quant Type: ESTD
Cal Date : 03-OCT-2011 07:55 Cal File: WR693768.D
Als bottle: 1
Dil Factor: 1.00000
Integrator: Falcon Compound Sublist: TCLPpest.sub
Target Version: 3.50 Sample Matrix: WATER
Processing Host: hpd3

Concentration Formula: Amt * DF * Vt/Vo * CpndVariable

Name	Value	Description
DF	1.00000	Dilution Factor
Vt	5.00000	Volume of final extract (mL)
Vo	100.00000	Volume of sample extracted (mL)

Cpnd Variable Local Compound Variable

RT	EXP RT	DLT RT	RESPONSE	CONCENTRATIONS ON-COL (ug/L)	CONCENTRATIONS FINAL (ug/l)	TARGET RANGE	RATIO
$ 28 Tetrachloro-m-xylene(surr)					CAS #: 877-09-8		
2.060	2.060	0.000	256225	85.7913	4.3	80.00- 120.00	100.00
$ 30 Decachlorobiphenyl(surr)					CAS #: 2051-24-3		
9.120	9.120	0.000	204445	89.4633	4.5	80.00- 120.00	100.00

Data File: WR694021.D

Date: 10-OCT-2011 08:52

Client ID:

Instrument: PESTGC4.i

Sample Info: mb 460-88756/1-a

Operator:

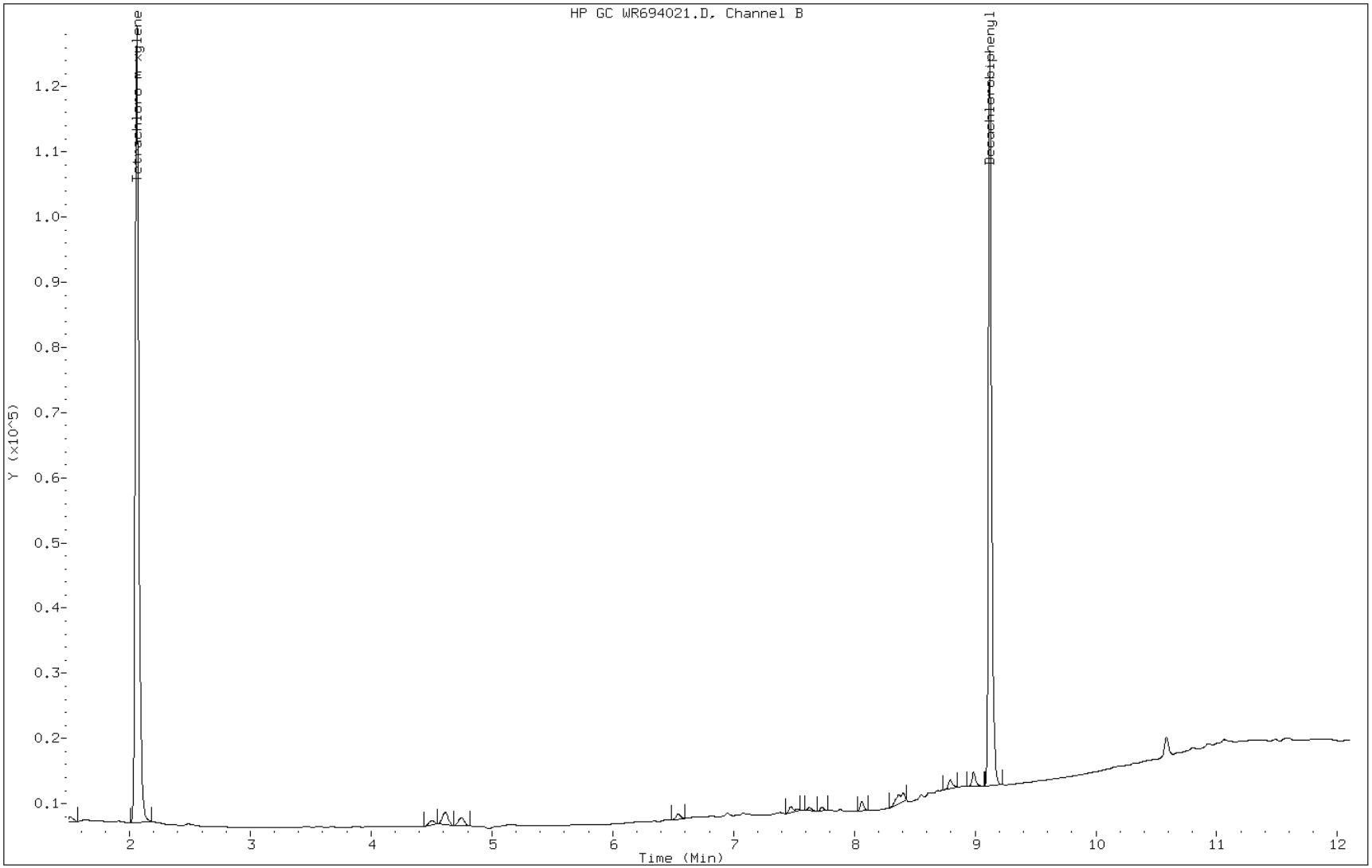

FORM I
PESTICIDES ORGANICS ANALYSIS DATA SHEET

Lab Name: TestAmerica Edison Job No.: 460-32109-1

SDG No.:

Client Sample ID: Lab Sample ID: MB 460-88769/1-A

Matrix: Solid Lab File ID: WF694013.D

Analysis Method: 8081A Date Collected:

Extraction Method: 3541 Date Extracted: 10/08/2011 07:41

Sample wt/vol: 15.00(g) Date Analyzed: 10/10/2011 07:00

Con. Extract Vol.: 10(mL) Dilution Factor: 1

Injection Volume: 1(uL) GC Column: CLP-2 ID: 0.53(mm)

% Moisture: GPC Cleanup:(Y/N) N

Analysis Batch No.: 88903 Units: ug/Kg

CAS NO.	SURROGATE	%REC	Q	LIMITS
2051-24-3	DCB Decachlorobiphenyl	129		53-150
877-09-8	Tetrachloro-m-xylene	104		40-150

Data File: WF694013.D
Report Date: 10-Oct-2011 11:51

TestAmerica

GC ORGANICS QUANTITATION REPORT

Data file : /chem1/PESTGC4.i/8081T/front/Oct11/10-10-11/10oct11a.b/WF694013.D
Lab Smp Id: mb 460-88769/1-a
Inj Date : 10-OCT-2011 07:00
Operator : Inst ID: PESTGC4.i
Smp Info : mb 460-88769/1-a
Misc Info :
Comment :
Method : /chem1/PESTGC4.i/8081T/front/Oct11/10-10-11/10oct11a.b/08Wf8081.m
Meth Date : 10-Oct-2011 11:51 ferdie Quant Type: ESTD
Cal Date : 03-OCT-2011 07:55 Cal File: WF693768.D
Als bottle: 1
Dil Factor: 1.00000
Integrator: Falcon Compound Sublist: Allpest.sub
Target Version: 3.50 Sample Matrix: SOIL
Processing Host: hpd3

Concentration Formula: Amt * DF * Vt/(Ws*(100-M)/100) * CpndVariable

Name	Value	Description
DF	1.00000	Dilution Factor
Vt	10.00000	Volume of final extract (uL)(1000 low, 2
Ws	15.00000	Weight of sample extracted (g)
M	0.00000	% Moisture

Cpnd Variable Local Compound Variable

RT	EXP RT	DLT RT	RESPONSE	CONCENTRATIONS ON-COL (ug/L)	CONCENTRATIONS FINAL (ug/kg)	TARGET RANGE	RATIO
$ 28 Tetrachloro-m-xylene					CAS #: 877-09-8		
2.583	2.587	-0.004	182751	52.1081	35	80.00- 120.00	100.00
$ 30 Decachlorobiphenyl					CAS #: 2051-24-3		
10.080	10.080	0.000	133805	64.3630	43	80.00- 120.00	100.00

Data File: WF694013.D

Date: 10-OCT-2011 07:00

Client ID: Instrument: PESTGC4.i

Sample Info: mb 460-88769/1-a Operator:

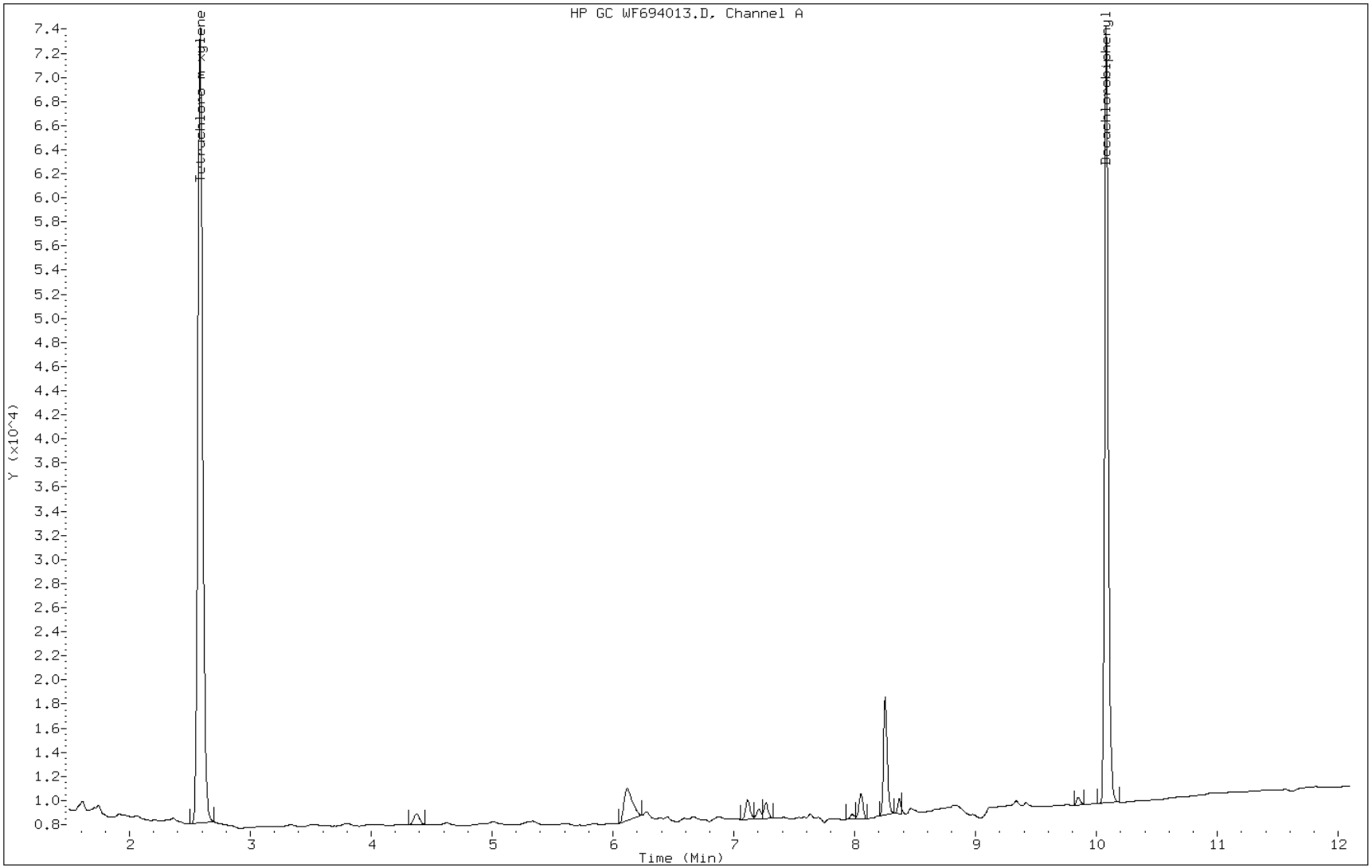

FORM I
PESTICIDES ORGANICS ANALYSIS DATA SHEET

Lab Name: TestAmerica Edison | Job No.: 460-32109-1

SDG No.:

Client Sample ID: | Lab Sample ID: MB 460-88769/1-A

Matrix: Solid | Lab File ID: WR694013.D

Analysis Method: 8081A | Date Collected:

Extraction Method: 3541 | Date Extracted: 10/08/2011 07:41

Sample wt/vol: 15.00(g) | Date Analyzed: 10/10/2011 07:00

Con. Extract Vol.: 10(mL) | Dilution Factor: 1

Injection Volume: 1(uL) | GC Column: CLP-1 ID: 0.53(mm)

% Moisture: | GPC Cleanup:(Y/N) N

Analysis Batch No.: 88903 | Units: ug/Kg

CAS NO.	COMPOUND NAME	RESULT	Q	RL	MDL
309-00-2	Aldrin	6.7	U	6.7	1.5
319-84-6	alpha-BHC	6.7	U	6.7	1.2
319-85-7	beta-BHC	6.7	U	6.7	0.91
57-74-9	Chlordane	67	U	67	15
319-86-8	delta-BHC	6.7	U	6.7	1.0
60-57-1	Dieldrin	6.7	U	6.7	1.3
33213-65-9	Endosulfan II	6.7	U	6.7	1.0
959-98-8	Endosulfan I	6.7	U	6.7	1.4
1031-07-8	Endosulfan sulfate	6.7	U	6.7	0.86
72-20-8	Endrin	6.7	U	6.7	0.94
7421-93-4	Endrin aldehyde	6.7	U	6.7	1.7
53494-70-5	Endrin ketone	6.7	U	6.7	0.99
58-89-9	gamma-BHC (Lindane)	6.7	U	6.7	0.78
76-44-8	Heptachlor	6.7	U	6.7	0.96
1024-57-3	Heptachlor epoxide	6.7	U	6.7	1.4
72-43-5	Methoxychlor	6.7	U	6.7	0.75
8001-35-2	Toxaphene	67	U	67	14
50-29-3	4,4'-DDT	6.7	U	6.7	0.84
72-54-8	4,4'-DDD	6.7	U	6.7	0.80
72-55-9	4,4'-DDE	6.7	U	6.7	1.3

CAS NO.	SURROGATE	%REC	Q	LIMITS
2051-24-3	DCB Decachlorobiphenyl	126		53-150
877-09-8	Tetrachloro-m-xylene	104		40-150

TestAmerica

GC ORGANICS QUANTITATION REPORT

Data file : /chem1/PESTGC4.i/8081T/rear/Oct11/10-10-11/10oct11a.b/WR694013.D
Lab Smp Id: mb 460-88769/1-a
Inj Date : 10-OCT-2011 07:00
Operator : Inst ID: PESTGC4.i
Smp Info : mb 460-88769/1-a
Misc Info :
Comment :
Method : /chem1/PESTGC4.i/8081T/rear/Oct11/10-10-11/10oct11a.b/08Wr8081.m
Meth Date : 10-Oct-2011 11:51 ferdie Quant Type: ESTD
Cal Date : 03-OCT-2011 07:55 Cal File: WR693768.D
Als bottle: 1
Dil Factor: 1.00000
Integrator: Falcon Compound Sublist: Allpest.sub
Target Version: 3.50 Sample Matrix: SOIL
Processing Host: hpd3

Concentration Formula: Amt * DF * Vt/(Ws*(100-M)/100) * CpndVariable

Name	Value	Description
DF	1.00000	Dilution Factor
Vt	10.00000	Volume of final extract (uL)(1000 low, 2
Ws	15.00000	Weight of sample extracted (g)
M	0.00000	% Moisture

Cpnd Variable Local Compound Variable

RT	EXP RT	DLT RT	RESPONSE	CONCENTRATIONS ON-COL (ug/L)	CONCENTRATIONS FINAL (ug/kg)	TARGET RANGE	RATIO
$ 28 Tetrachloro-m-xylene					CAS #: 877-09-8		
2.060	2.060	0.000	155303	51.9998	35	80.00- 120.00	100.00
$ 30 Decachlorobiphenyl					CAS #: 2051-24-3		
9.120	9.120	0.000	143847	62.9461	42	80.00- 120.00	100.00

Data File: WR694013.D

Date: 10-OCT-2011 07:00

Client ID: Instrument: PESTGC4.i

Sample Info: mb 460-88769/1-a Operator:

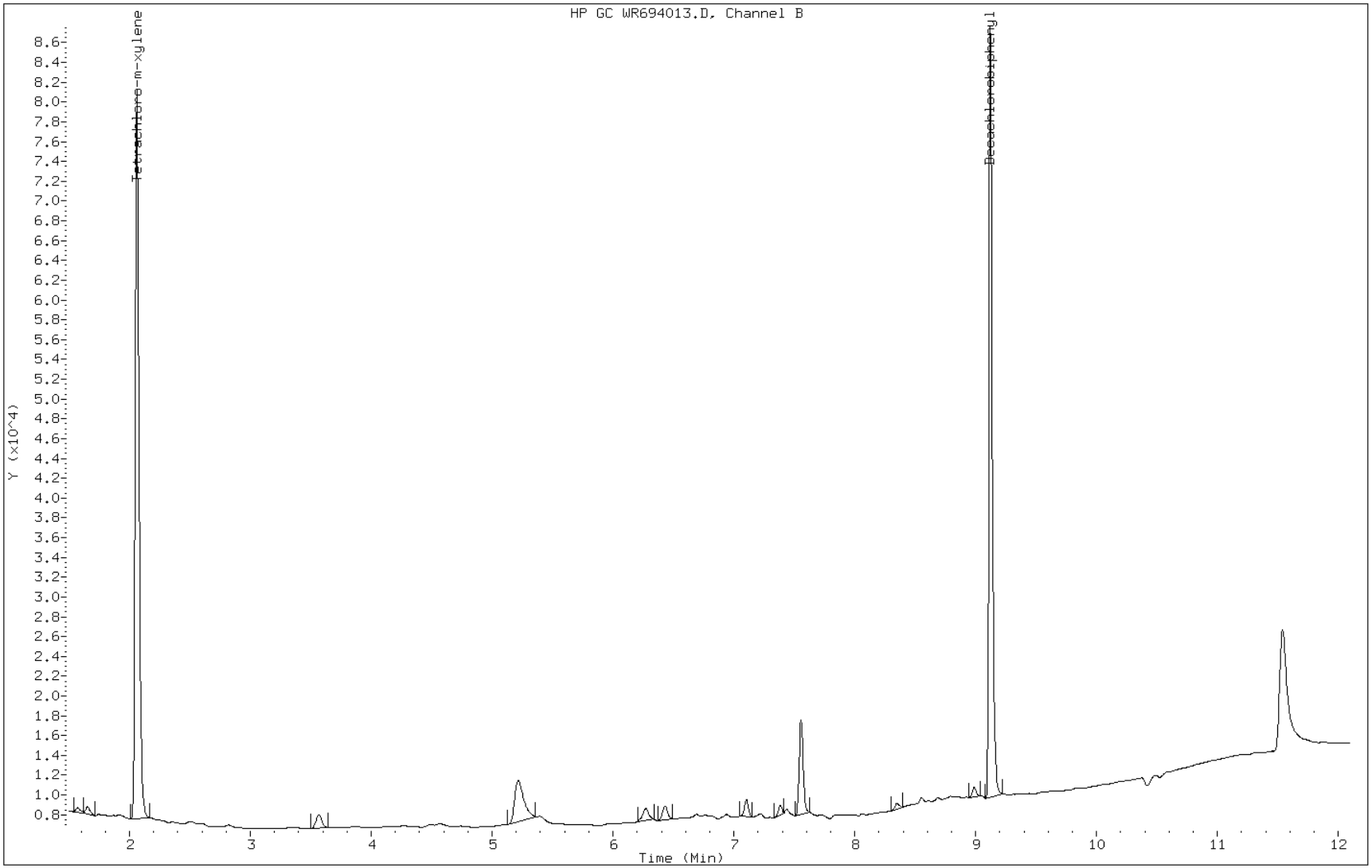

FORM I
PESTICIDES ORGANICS ANALYSIS DATA SHEET

Lab Name: TestAmerica Edison | Job No.: 460-32109-1

SDG No.:

Client Sample ID: | Lab Sample ID: LCS 460-88756/2-A

Matrix: Solid | Lab File ID: WF694022.D

Analysis Method: 8081A | Date Collected:

Extraction Method: 3541 | Date Extracted: 10/07/2011 18:42

Sample wt/vol: 100(mL) | Date Analyzed: 10/10/2011 09:06

Con. Extract Vol.: 5(mL) | Dilution Factor: 1

Injection Volume: | GC Column: CLP-2 ID: 0.53(mm)

% Moisture: | GPC Cleanup:(Y/N) N

Analysis Batch No.: 88903 | Units: ug/Kg

CAS NO.	COMPOUND NAME	RESULT	Q	RL	MDL
57-74-9	Chlordane	22.4		5.0	1.1
72-20-8	*Endrin*	*6.01*		*0.50*	*0.071*
58-89-9	gamma-BHC (Lindane)	4.67		0.50	0.059
76-44-8	Heptachlor	5.87		0.50	0.072
1024-57-3	Heptachlor epoxide	5.45		0.50	0.10
72-43-5	Methoxychlor	13.2		0.50	0.056
8001-35-2	Toxaphene	32.3		5.0	1.1

CAS NO.	SURROGATE	%REC	Q	LIMITS
2051-24-3	DCB Decachlorobiphenyl	107		53-150
877-09-8	Tetrachloro-m-xylene	90		40-150

Data File: WF694022.D
Report Date: 10-Oct-2011 11:52

TestAmerica

GC ORGANICS QUANTITATION REPORT

Data file : /chem1/PESTGC4.i/8081T/front/Oct11/10-10-11/10oct11a.b/WF694022.D
Lab Smp Id: lcs 460-88756/2-
Inj Date : 10-OCT-2011 09:06
Operator : Inst ID: PESTGC4.i
Smp Info : lcs 460-88756/2-
Misc Info :
Comment :
Method : /chem1/PESTGC4.i/8081T/front/Oct11/10-10-11/10oct11a.b/08Wf8081.m
Meth Date : 10-Oct-2011 11:51 ferdie Quant Type: ESTD
Cal Date : 03-OCT-2011 07:55 Cal File: WF693768.D
Als bottle: 1 QC Sample: BS
Dil Factor: 1.00000
Integrator: Falcon Compound Sublist: TCLPpest.sub
Target Version: 3.50 Sample Matrix: WATER
Processing Host: hpd3

Concentration Formula: Amt * DF * Vt/Vo * CpndVariable

Name	Value	Description
DF	1.00000	Dilution Factor
Vt	5.00000	Volume of final extract (mL)
Vo	100.00000	Volume of sample extracted (mL)

Cpnd Variable Local Compound Variable

RT	EXP RT	DLT RT	RESPONSE	CONCENTRATIONS ON-COL (ug/L)	CONCENTRATIONS FINAL (ug/l)	TARGET RANGE	RATIO
$ 28 Tetrachloro-m-xylene(surr)					CAS #: 877-09-8		
2.587	2.587	0.000	315985	90.0974	4.5	80.00- 120.00	100.00
5 gamma-BHC (Lindane)					CAS #: 58-89-9		
4.627	4.627	0.000	402549	93.4785	4.7	80.00- 120.00	100.00
6 Chlordane					CAS #: 57-74-9		
5.287	5.297	-0.010	62501	379.288	19	80.00- 120.00	100.00(M)
5.617	5.620	-0.003	0			89.78- 134.67	0.00
6.450	6.457	-0.007	69583	393.407	20	85.87- 128.80	111.33
7.113	7.113	0.000	182899	440.014	22	201.80- 302.70	292.63
7.207	7.210	-0.003	140996	399.335	20	171.41- 257.12	225.59
7.267	7.270	-0.003	164041	465.737	23	171.00- 256.49	262.46
8.060	8.053	0.007	0			36.83- 55.25	0.00

Data File: WF694022.D
Report Date: 10-Oct-2011 11:52

RT	EXP RT	DLT RT	RESPONSE	CONCENTRATIONS ON-COL (ug/L)	FINAL (ug/l)	TARGET RANGE	RATIO
6 Chlordane (continued)							
8.267	8.253	0.014	78671	608.551	30	62.76- 94.14	125.87
	Average of Peak Concentrations =				22		
17 Heptachlor					CAS #: 76-44-8		
5.617	5.610	0.007	434696	117.306	5.9	80.00- 120.00	100.00(M)
18 Heptachlor epoxide					CAS #: 1024-57-3		
6.917	6.913	0.004	354261	108.990	5.4	80.00- 120.00	100.00
14 Endrin					CAS #: 72-20-8		
7.973	7.973	0.000	290167	120.274	6.0	80.00- 120.00	100.00
20 Toxaphene					CAS #: 8001-35-2		
7.903	7.907	-0.004	44557	414.870	21	80.00- 120.00	100.00(M)
8.277	8.283	-0.006	105154	585.983	29	133.67- 200.50	236.00
8.503	8.503	0.000	122794	751.686	38	121.68- 182.52	275.59
8.567	8.570	-0.003	100129	582.793	29	127.98- 191.97	224.72
8.863	8.873	-0.010	0			130.81- 196.21	0.00
8.907	8.910	-0.003	93763	405.313	20	172.32- 258.47	210.43
9.160	9.163	-0.003	69871	1001.45	50	51.97- 77.96	156.81
9.293	9.297	-0.004	58157	782.690	39	55.35- 83.02	130.52
	Average of Peak Concentrations =				32		
19 Methoxychlor					CAS #: 72-43-5		
8.863	8.863	0.000	266665	264.160	13	80.00- 120.00	100.00(RM)
$ 30 Decachlorobiphenyl(surr)					CAS #: 2051-24-3		
10.080	10.080	0.000	221706	106.645	5.3	80.00- 120.00	100.00

QC Flag Legend

R - Spike/Surrogate failed recovery limits.
M - Compound response manually integrated.

Data File: WF694022.D

Date: 10-OCT-2011 09:06

Client ID:

Instrument: PESTGC4.i

Sample Info: lcs 460-88756/2-

Operator:

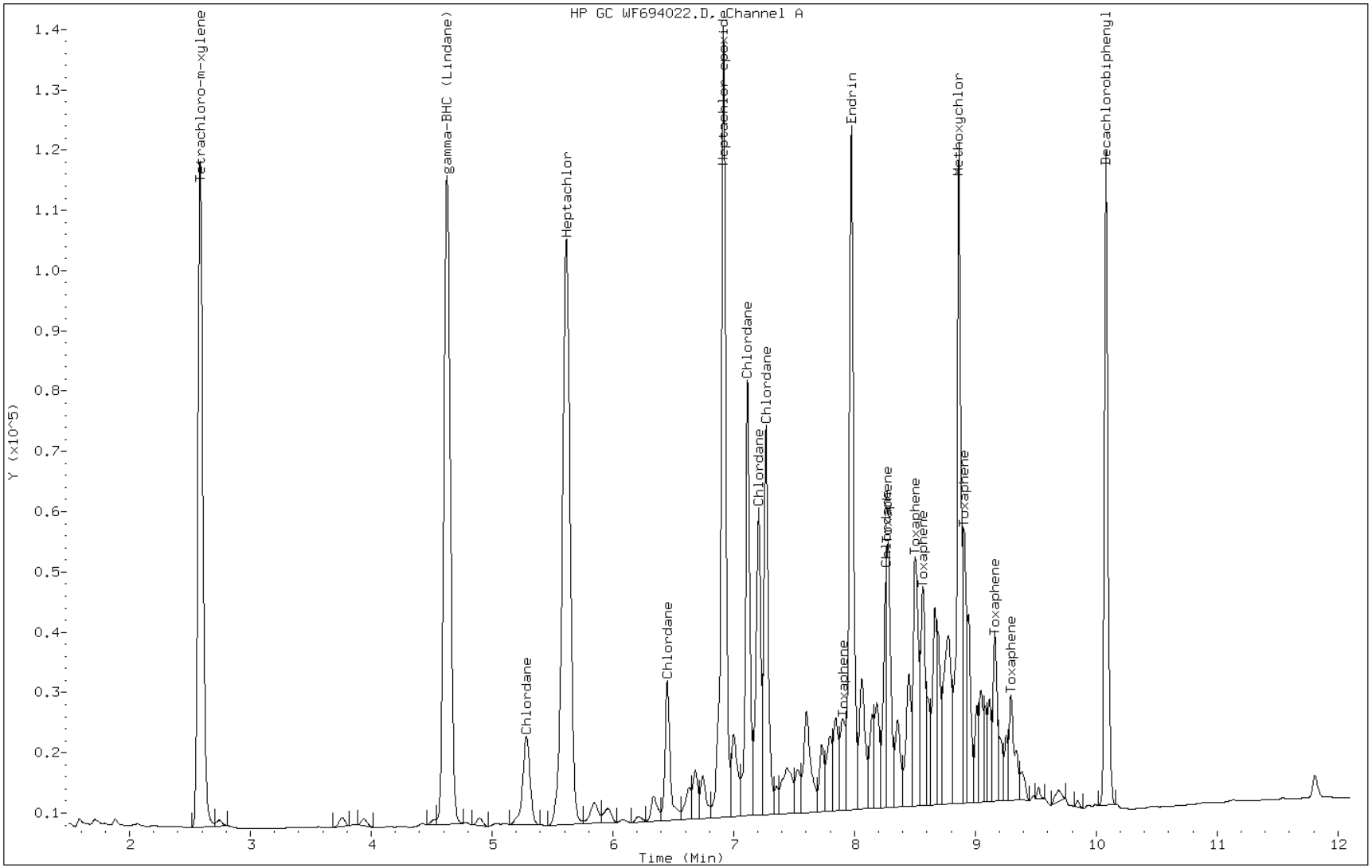

Manual Integration Report

Data File: WF694022.D
Inj. Date and Time: 10-OCT-2011 09:06
Instrument ID: PESTGC4.i
Client ID:
Compound: 6 Chlordane
CAS #: 57-74-9
Report Date: 10/10/2011

Processing Integration Results

Not Detected

Expected RT: 5.30

Manual Integration Results

RT: 5.29

Response: 62501

Amount: 447.72

Conc: 22.00

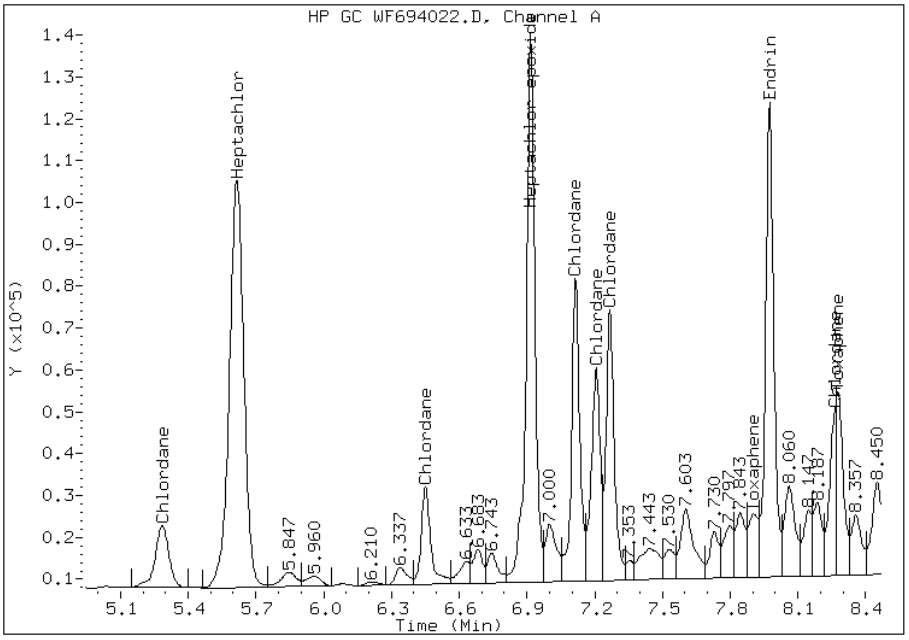

Manually Integrated By: ferdie
Manual Integration Reason:

Manual Integration Report

Data File: WF694022.D
Inj. Date and Time: 10-OCT-2011 09:06
Instrument ID: PESTGC4.i
Client ID:
Compound: 17 Heptachlor
CAS #: 76-44-8
Report Date: 10/10/2011

Processing Integration Results

Not Detected

Expected RT: 5.61

Manual Integration Results

RT: 5.62

Response: 434696

Amount: 117.31

Conc: 5.87

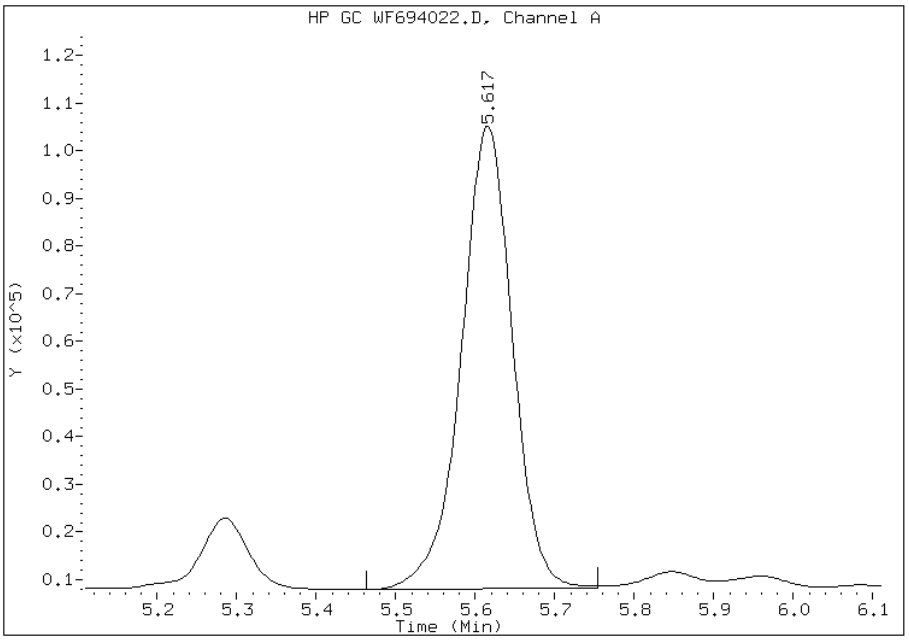

Manually Integrated By: ferdie
Manual Integration Reason: Analyte Misidentified by the Data System

Manual Integration Report

Data File: WF694022.D
Inj. Date and Time: 10-OCT-2011 09:06
Instrument ID: PESTGC4.i
Client ID:
Compound: 19 Methoxychlor
CAS #: 72-43-5
Report Date: 10/10/2011

Processing Integration Results

Not Detected

Expected RT: 8.86

Manual Integration Results

RT: 8.86

Response: 266665

Amount: 264.16

Conc: 13.21

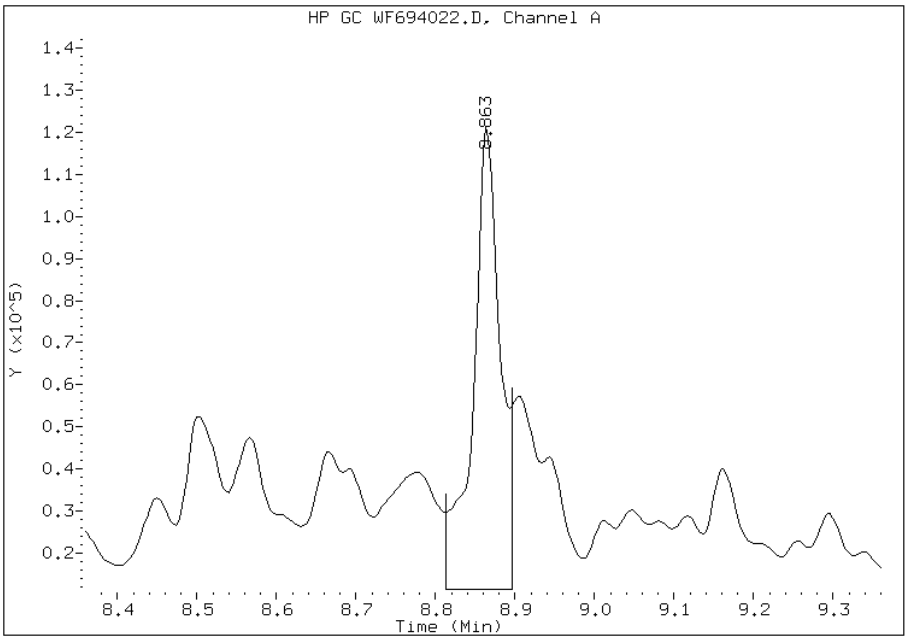

Manually Integrated By: ferdie
Manual Integration Reason: Analyte Misidentified by the Data System

Manual Integration Report

Data File: WF694022.D
Inj. Date and Time: 10-OCT-2011 09:06
Instrument ID: PESTGC4.i
Client ID:
Compound: 20 Toxaphene
CAS #: 8001-35-2
Report Date: 10/10/2011

Processing Integration Results

Not Detected

Expected RT: 7.91

Manual Integration Results

RT: 7.90

Response: 44557

Amount: 646.40

Conc: 32.00

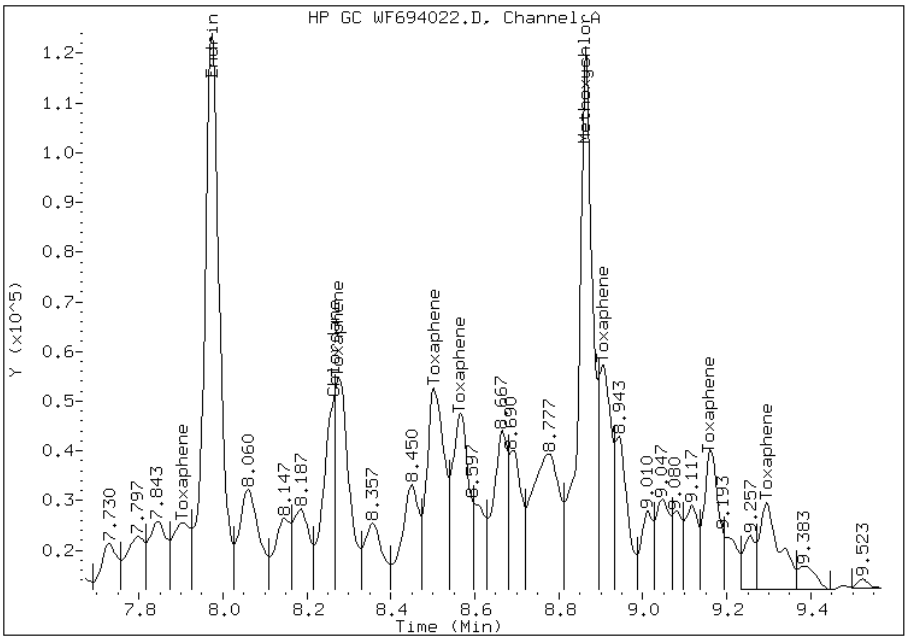

FORM I
PESTICIDES ORGANICS ANALYSIS DATA SHEET

Lab Name: TestAmerica Edison | Job No.: 460-32109-1

SDG No.:

Client Sample ID: | Lab Sample ID: LCS 460-88756/2-A

Matrix: Solid | Lab File ID: WR694022.D

Analysis Method: 8081A | Date Collected:

Extraction Method: 3541 | Date Extracted: 10/07/2011 18:42

Sample wt/vol: 100(mL) | Date Analyzed: 10/10/2011 09:06

Con. Extract Vol.: 5(mL) | Dilution Factor: 1

Injection Volume: | GC Column: CLP-1 ID: 0.53(mm)

% Moisture: | GPC Cleanup:(Y/N) N

Analysis Batch No.: 88903 | Units: ug/Kg

CAS NO.	COMPOUND NAME	RESULT	Q	RL	MDL
57-74-9	*Chlordane*	*19.9*		*5.0*	*1.1*
72-20-8	Endrin	6.17		0.50	0.071
58-89-9	*gamma-BHC (Lindane)*	*4.53*		*0.50*	*0.059*
76-44-8	*Heptachlor*	*4.91*		*0.50*	*0.072*
1024-57-3	*Heptachlor epoxide*	*4.37*		*0.50*	*0.10*
72-43-5	*Methoxychlor*	*6.95*		*0.50*	*0.056*
8001-35-2	*Toxaphene*	*24.7*		*5.0*	*1.1*

CAS NO.	SURROGATE	%REC	Q	LIMITS
2051-24-3	DCB Decachlorobiphenyl	101		53-150
877-09-8	Tetrachloro-m-xylene	88		40-150

TestAmerica

GC ORGANICS QUANTITATION REPORT

Data file : /chem1/PESTGC4.i/8081T/rear/Oct11/10-10-11/10oct11a.b/WR694022.D
Lab Smp Id: lcs 460-88756/2-
Inj Date : 10-OCT-2011 09:06
Operator : Inst ID: PESTGC4.i
Smp Info : lcs 460-88756/2-
Misc Info :
Comment :
Method : /chem1/PESTGC4.i/8081T/rear/Oct11/10-10-11/10oct11a.b/08Wr8081.m
Meth Date : 10-Oct-2011 11:51 ferdie Quant Type: ESTD
Cal Date : 03-OCT-2011 07:55 Cal File: WR693768.D
Als bottle: 1 QC Sample: BS
Dil Factor: 1.00000
Integrator: Falcon Compound Sublist: TCLPpest.sub
Target Version: 3.50 Sample Matrix: WATER
Processing Host: hpd3

Concentration Formula: Amt * DF * Vt/Vo * CpndVariable

Name	Value	Description
DF	1.00000	Dilution Factor
Vt	5.00000	Volume of final extract (mL)
Vo	100.00000	Volume of sample extracted (mL)

Cpnd Variable Local Compound Variable

RT	EXP RT	DLT RT	RESPONSE	CONCENTRATIONS ON-COL (ug/L)	CONCENTRATIONS FINAL (ug/l)	TARGET RANGE	RATIO
$ 28 Tetrachloro-m-xylene(surr)					CAS #: 877-09-8		
2.060	2.060	0.000	263066	88.0818	4.4	80.00- 120.00	100.00
5 gamma-BHC (Lindane)					CAS #: 58-89-9		
3.343	3.340	0.003	349964	90.6821	4.5	80.00- 120.00	100.00
6 Chlordane					CAS #: 57-74-9		
4.113	4.133	-0.020	48849	353.850	18	80.00- 120.00	100.00
4.263	4.287	-0.024	0			106.32- 159.47	0.00
5.143	5.153	-0.010	60537	349.206	17	100.46- 150.69	123.93
5.970	5.980	-0.010	28659	367.777	18	45.16- 67.74	58.67
6.270	6.277	-0.007	154316	355.679	18	251.42- 377.14	315.90
6.427	6.430	-0.003	235863	352.027	18	388.27- 582.41	482.84
7.063	7.087	-0.024	0			50.98- 76.47	0.00

RT	EXP RT	DLT RT	RESPONSE	CONCENTRATIONS ON-COL (ug/L)	CONCENTRATIONS FINAL (ug/l)	TARGET RANGE	RATIO
6 Chlordane (continued)							
7.213	7.217	-0.004	91338	607.595	30	87.11- 130.67	186.98
Average of Peak Concentrations =					20		
17 Heptachlor					CAS #: 76-44-8		
4.263	4.267	-0.004	372102	98.2731	4.9	80.00- 120.00	100.00(M)
18 Heptachlor epoxide					CAS #: 1024-57-3		
6.083	6.083	0.000	300853	87.3990	4.4	80.00- 120.00	100.00
20 Toxaphene					CAS #: 8001-35-2		
7.370	7.347	0.023	57793	401.778	20	80.00- 120.00	100.00(M)
7.393	7.403	-0.010	67643	489.245	24	76.89- 115.34	117.04
7.620	7.617	0.003	86716	305.856	15	157.68- 236.52	150.05
7.683	7.690	-0.007	98757	559.574	28	98.15- 147.23	170.88
8.073	8.080	-0.007	95892	578.335	29	92.22- 138.32	165.92
8.130	8.147	-0.017	73617	258.903	13	158.14- 237.21	127.38
8.417	8.417	0.000	90908	779.336	39	64.88- 97.31	157.30
8.527	8.530	-0.003	42828	571.109	28	41.71- 62.56	74.11
Average of Peak Concentrations =					25		
14 Endrin					CAS #: 72-20-8		
7.063	7.060	0.003	296904	123.466	6.2	80.00- 120.00	100.00(M)
19 Methoxychlor					CAS #: 72-43-5		
7.880	7.880	0.000	198779	138.943	6.9	80.00- 120.00	100.00
$ 30 Decachlorobiphenyl(surr)					CAS #: 2051-24-3		
9.120	9.120	0.000	230011	100.651	5.0	80.00- 120.00	100.00

QC Flag Legend

M - Compound response manually integrated.

Data File: WR694022.D

Date: 10-OCT-2011 09:06

Client ID: Instrument: PESTGC4.i

Sample Info: lcs 460-88756/2- Operator:

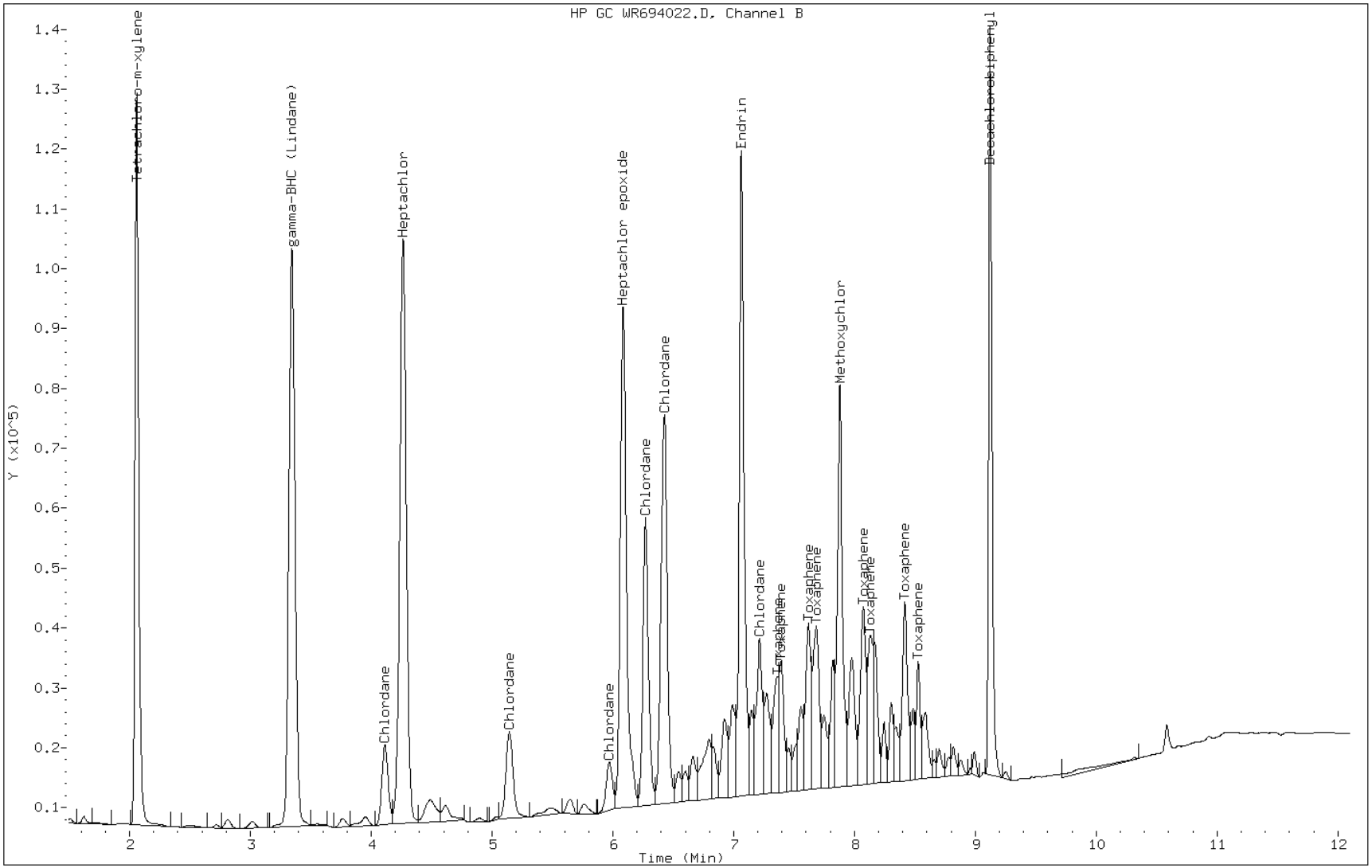

Manual Integration Report

Data File: WR694022.D
Inj. Date and Time: 10-OCT-2011 09:06
Instrument ID: PESTGC4.i
Client ID:
Compound: 14 Endrin
CAS #: 72-20-8
Report Date: 10/10/2011

Processing Integration Results

Not Detected

Expected RT: 7.06

Manual Integration Results

RT: 7.06

Response: 296904

Amount: 123.47

Conc: 6.17

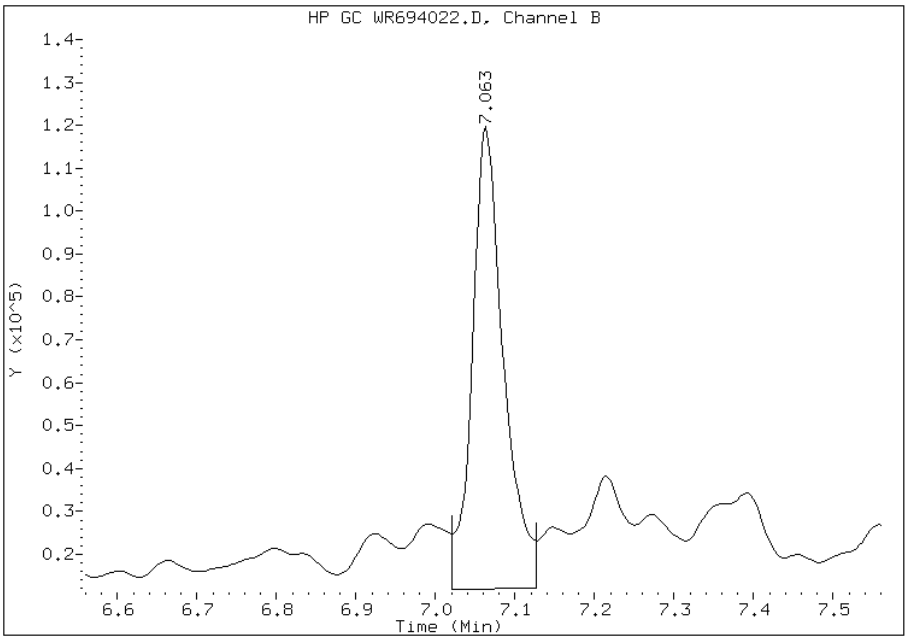

Manually Integrated By: ferdie
Manual Integration Reason: Analyte Misidentified by the Data System

Manual Integration Report

Data File: WR694022.D
Inj. Date and Time: 10-OCT-2011 09:06
Instrument ID: PESTGC4.i
Client ID:
Compound: 17 Heptachlor
CAS #: 76-44-8
Report Date: 10/10/2011

Processing Integration Results

Not Detected

Expected RT: 4.27

Manual Integration Results

RT: 4.26

Response: 372102

Amount: 98.27

Conc: 4.91

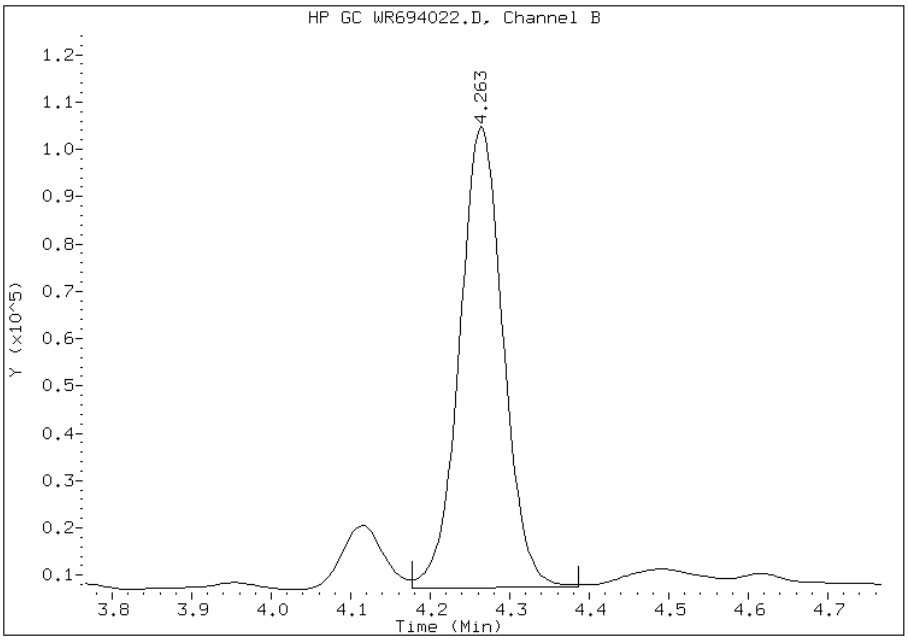

Manually Integrated By: ferdie
Manual Integration Reason: Analyte Misidentified by the Data System

Manual Integration Report

Data File: WR694022.D
Inj. Date and Time: 10-OCT-2011 09:06
Instrument ID: PESTGC4.i
Client ID:
Compound: 20 Toxaphene
CAS #: 8001-35-2
Report Date: 10/10/2011

Processing Integration Results

Not Detected

Expected RT: 7.35

Manual Integration Results

RT: 7.37

Response: 57793

Amount: 493.02

Conc: 25.00

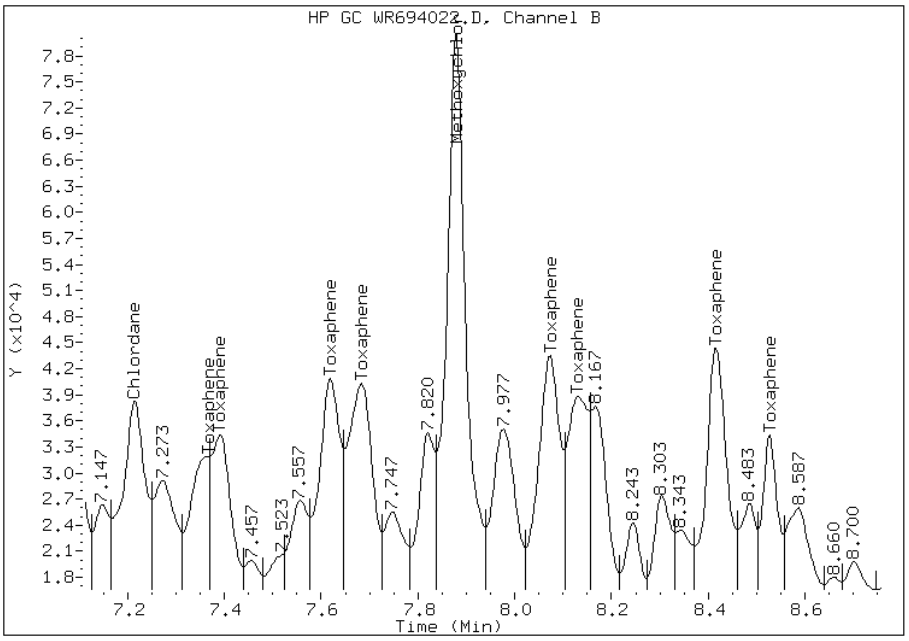

FORM I
PESTICIDES ORGANICS ANALYSIS DATA SHEET

Lab Name: TestAmerica Edison | Job No.: 460-32109-1

SDG No.:

Client Sample ID: | Lab Sample ID: LCS 460-88769/2-A

Matrix: Solid | Lab File ID: WF694014.D

Analysis Method: 8081A | Date Collected:

Extraction Method: 3541 | Date Extracted: 10/08/2011 07:41

Sample wt/vol: 15.00(g) | Date Analyzed: 10/10/2011 07:14

Con. Extract Vol.: 10(mL) | Dilution Factor: 1

Injection Volume: 1(uL) | GC Column: CLP-2 ID: 0.53(mm)

% Moisture: | GPC Cleanup:(Y/N) N

Analysis Batch No.: 88903 | Units: ug/Kg

CAS NO.	COMPOUND NAME	RESULT	Q	RL	MDL
309-00-2	*Aldrin*	*150*		*6.7*	*1.5*
319-84-6	alpha-BHC	151		6.7	1.2
319-85-7	*beta-BHC*	*145*		*6.7*	*0.91*
57-74-9	*Chlordane*	*67*	*U*	*67*	*15*
319-86-8	delta-BHC	151		6.7	1.0
60-57-1	Dieldrin	155		6.7	1.3
33213-65-9	Endosulfan II	154		6.7	1.0
959-98-8	Endosulfan I	150		6.7	1.4
1031-07-8	Endosulfan sulfate	159		6.7	0.86
72-20-8	Endrin	167		6.7	0.94
7421-93-4	Endrin aldehyde	119		6.7	1.7
53494-70-5	Endrin ketone	150		6.7	0.99
58-89-9	*gamma-BHC (Lindane)*	*151*		*6.7*	*0.78*
76-44-8	Heptachlor	161		6.7	0.96
1024-57-3	Heptachlor epoxide	149		6.7	1.4
72-43-5	Methoxychlor	185		6.7	0.75
8001-35-2	*Toxaphene*	*67*	*U*	*67*	*14*
50-29-3	4,4'-DDT	166		6.7	0.84
72-54-8	4,4'-DDD	159		6.7	0.80
72-55-9	4,4'-DDE	155		6.7	1.3

CAS NO.	SURROGATE	%REC	Q	LIMITS
2051-24-3	DCB Decachlorobiphenyl	143		53-150
877-09-8	Tetrachloro-m-xylene	115		40-150

Data File: WF694014.D
Report Date: 10-Oct-2011 11:51

TestAmerica

GC ORGANICS QUANTITATION REPORT

Data file : /chem1/PESTGC4.i/8081T/front/Oct11/10-10-11/10oct11a.b/WF694014.D
Lab Smp Id: lcs 460-88769/2-
Inj Date : 10-OCT-2011 07:14
Operator : Inst ID: PESTGC4.i
Smp Info : lcs 460-88769/2-
Misc Info :
Comment :
Method : /chem1/PESTGC4.i/8081T/front/Oct11/10-10-11/10oct11a.b/08Wf8081.m
Meth Date : 10-Oct-2011 11:51 ferdie Quant Type: ESTD
Cal Date : 03-OCT-2011 07:55 Cal File: WF693768.D
Als bottle: 1 QC Sample: BS
Dil Factor: 1.00000
Integrator: Falcon Compound Sublist: Allpest.sub
Target Version: 3.50 Sample Matrix: SOIL
Processing Host: hpd3

Concentration Formula: Amt * DF * Vt/(Ws*(100-M)/100) * CpndVariable

Name	Value	Description
DF	1.00000	Dilution Factor
Vt	10.00000	Volume of final extract (uL)(1000 low, 2
Ws	15.00000	Weight of sample extracted (g)
M	0.00000	% Moisture

Cpnd Variable Local Compound Variable

				CONCENTRATIONS ON-COL	CONCENTRATIONS FINAL		
RT	EXP RT	DLT RT	RESPONSE	(ug/L)	(ug/kg)	TARGET RANGE	RATIO
$ 28 Tetrachloro-m-xylene					CAS #: 877-09-8		
2.587	2.587	0.000	201584	57.4780	38	80.00- 120.00	100.00
2 alpha-BHC					CAS #: 319-84-6		
3.857	3.857	0.000	1052299	226.651	150	80.00- 120.00	100.00
5 gamma-BHC (Lindane)					CAS #: 58-89-9		
4.627	4.627	0.000	976383	226.732	150	80.00- 120.00	100.00
3 beta-BHC					CAS #: 319-85-7		
4.790	4.790	0.000	447287	217.384	140	80.00- 120.00	100.00
4 delta-BHC					CAS #: 319-86-8		
5.440	5.437	0.003	931716	226.774	150	80.00- 120.00	100.00

Data File: WF694014.D
Report Date: 10-Oct-2011 11:51

RT	EXP RT	DLT RT	RESPONSE	CONCENTRATIONS ON-COL (ug/L)	FINAL (ug/kg)	TARGET RANGE	RATIO
17 Heptachlor					CAS #: 76-44-8		
5.613	5.610	0.003	895521	241.662	160	80.00- 120.00	100.00
1 Aldrin					CAS #: 309-00-2		
6.270	6.267	0.003	859856	224.930	150	80.00- 120.00	100.00
18 Heptachlor epoxide					CAS #: 1024-57-3		
6.913	6.913	0.000	724410	222.868	150	80.00- 120.00	100.00
65 gamma-Chlordane					CAS #: 5103-74-2		
7.113	7.113	0.000	770789	224.596	150	80.00- 120.00	100.00
66 alpha-Chlordane					CAS #: 5103-71-9		
7.267	7.267	0.000	711788	221.399	150	80.00- 120.00	100.00
11 Endosulfan I					CAS #: 959-98-8		
7.340	7.337	0.003	690259	224.797	150	80.00- 120.00	100.00
8 4,4'-DDE					CAS #: 72-55-9		
7.413	7.413	0.000	731962	232.722	160	80.00- 120.00	100.00
10 Dieldrin					CAS #: 60-57-1		
7.630	7.630	0.000	749887	233.021	160	80.00- 120.00	100.00
14 Endrin					CAS #: 72-20-8		
7.973	7.973	0.000	603142	250.002	170	80.00- 120.00	100.00
7 4,4'-DDD					CAS #: 72-54-8		
8.050	8.047	0.003	603992	238.802	160	80.00- 120.00	100.00
12 Endosulfan II					CAS #: 33213-65-9		
8.200	8.200	0.000	628053	231.341	150	80.00- 120.00	100.00
9 4,4'-DDT					CAS #: 50-29-3		
8.367	8.367	0.000	535041	248.856	160	80.00- 120.00	100.00
15 Endrin aldehyde					CAS #: 7421-93-4		
8.493	8.493	0.000	364638	178.775	120	80.00- 120.00	100.00
13 Endosulfan sulfate					CAS #: 1031-07-8		
8.697	8.697	0.000	510741	237.807	160	80.00- 120.00	100.00
19 Methoxychlor					CAS #: 72-43-5		
8.863	8.863	0.000	279510	276.884	180	80.00- 120.00	100.00
16 Endrin ketone					CAS #: 53494-70-5		
9.083	9.083	0.000	549808	224.287	150	80.00- 120.00	100.00

Data File: WF694014.D
Report Date: 10-Oct-2011 11:51

RT	EXP RT	DLT RT	RESPONSE	CONCENTRATIONS ON-COL (ug/L)	FINAL (ug/kg)	TARGET RANGE	RATIO
$ 30 Decachlorobiphenyl					CAS #: 2051-24-3		
10.080	10.080	0.000	148274	71.3228	48	80.00- 120.00	100.00

Data File: WF694014.D

Date: 10-OCT-2011 07:14

Client ID: Instrument: PESTGC4.i

Sample Info: lcs 460-88769/2- Operator:

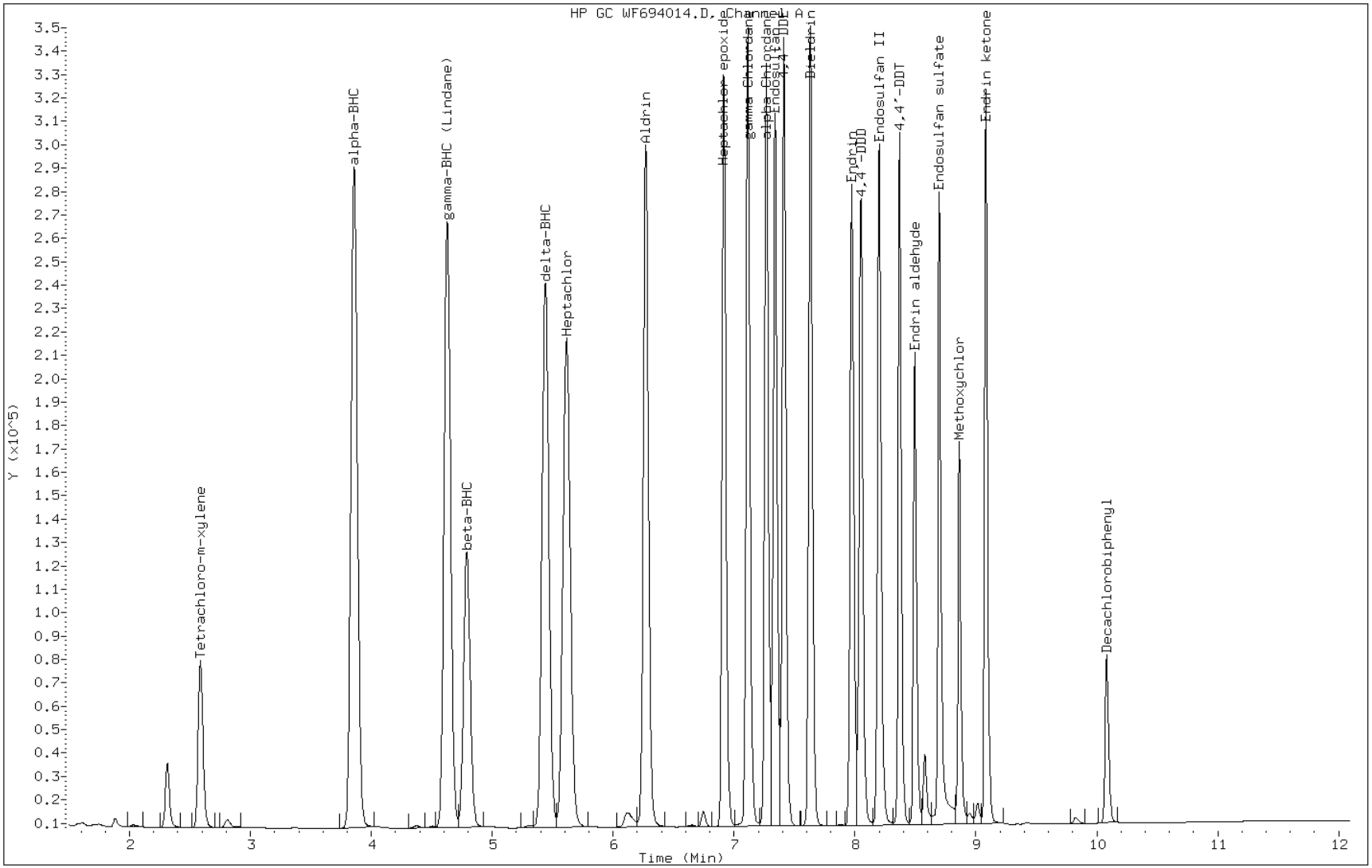

FORM I
PESTICIDES ORGANICS ANALYSIS DATA SHEET

Lab Name: TestAmerica Edison | Job No.: 460-32109-1

SDG No.:

Client Sample ID: | Lab Sample ID: LCS 460-88769/2-A

Matrix: Solid | Lab File ID: WR694014.D

Analysis Method: 8081A | Date Collected:

Extraction Method: 3541 | Date Extracted: 10/08/2011 07:41

Sample wt/vol: 15.00(g) | Date Analyzed: 10/10/2011 07:14

Con. Extract Vol.: 10(mL) | Dilution Factor: 1

Injection Volume: 1(uL) | GC Column: CLP-1 ID: 0.53(mm)

% Moisture: | GPC Cleanup:(Y/N) N

Analysis Batch No.: 88903 | Units: ug/Kg

CAS NO.	COMPOUND NAME	RESULT	Q	RL	MDL
309-00-2	Aldrin	150		6.7	1.5
319-84-6	*alpha-BHC*	*148*		*6.7*	*1.2*
319-85-7	beta-BHC	148		6.7	0.91
57-74-9	Chlordane	67	U	67	15
319-86-8	*delta-BHC*	*150*		*6.7*	*1.0*
60-57-1	*Dieldrin*	*149*		*6.7*	*1.3*
33213-65-9	*Endosulfan II*	*142*		*6.7*	*1.0*
959-98-8	*Endosulfan I*	*148*		*6.7*	*1.4*
1031-07-8	*Endosulfan sulfate*	*141*		*6.7*	*0.86*
72-20-8	*Endrin*	*155*		*6.7*	*0.94*
7421-93-4	*Endrin aldehyde*	*113*		*6.7*	*1.7*
53494-70-5	*Endrin ketone*	*139*		*6.7*	*0.99*
58-89-9	gamma-BHC (Lindane)	152		6.7	0.78
76-44-8	*Heptachlor*	*147*		*6.7*	*0.96*
1024-57-3	*Heptachlor epoxide*	*147*		*6.7*	*1.4*
72-43-5	*Methoxychlor*	*145*		*6.7*	*0.75*
8001-35-2	Toxaphene	67	U	67	14
50-29-3	*4,4'-DDT*	*150*		*6.7*	*0.84*
72-54-8	*4,4'-DDD*	*152*		*6.7*	*0.80*
72-55-9	*4,4'-DDE*	*149*		*6.7*	*1.3*

CAS NO.	SURROGATE	%REC	Q	LIMITS
2051-24-3	DCB Decachlorobiphenyl	140		53-150
877-09-8	Tetrachloro-m-xylene	121		40-150

TestAmerica

GC ORGANICS QUANTITATION REPORT

Data file : /chem1/PESTGC4.i/8081T/rear/Oct11/10-10-11/10oct11a.b/WR694014.D
Lab Smp Id: lcs 460-88769/2-
Inj Date : 10-OCT-2011 07:14
Operator : Inst ID: PESTGC4.i
Smp Info : lcs 460-88769/2-
Misc Info :
Comment :
Method : /chem1/PESTGC4.i/8081T/rear/Oct11/10-10-11/10oct11a.b/08Wr8081.m
Meth Date : 10-Oct-2011 11:51 ferdie Quant Type: ESTD
Cal Date : 03-OCT-2011 07:55 Cal File: WR693768.D
Als bottle: 1 QC Sample: BS
Dil Factor: 1.00000
Integrator: Falcon Compound Sublist: Allpest.sub
Target Version: 3.50 Sample Matrix: SOIL
Processing Host: hpd3

Concentration Formula: Amt * DF * Vt/(Ws*(100-M)/100) * CpndVariable

Name	Value	Description
DF	1.00000	Dilution Factor
Vt	10.00000	Volume of final extract (uL)(1000 low, 2
Ws	15.00000	Weight of sample extracted (g)
M	0.00000	% Moisture

Cpnd Variable Local Compound Variable

				CONCENTRATIONS ON-COL	CONCENTRATIONS FINAL		
RT	EXP RT	DLT RT	RESPONSE	(ug/L)	(ug/kg)	TARGET RANGE	RATIO
$ 28 Tetrachloro-m-xylene					CAS #: 877-09-8		
2.060	2.060	0.000	181423	60.7455	40	80.00- 120.00	100.00
2 alpha-BHC					CAS #: 319-84-6		
2.720	2.720	0.000	912259	222.419	150	80.00- 120.00	100.00
5 gamma-BHC (Lindane)					CAS #: 58-89-9		
3.343	3.340	0.003	877057	227.262	150	80.00- 120.00	100.00
3 beta-BHC					CAS #: 319-85-7		
3.513	3.510	0.003	411658	221.897	150	80.00- 120.00	100.00
4 delta-BHC					CAS #: 319-86-8		
3.860	3.860	0.000	830683	225.060	150	80.00- 120.00	100.00

RT	EXP RT	DLT RT	RESPONSE	CONCENTRATIONS ON-COL (ug/L)	CONCENTRATIONS FINAL (ug/kg)	TARGET RANGE	RATIO
17 Heptachlor					CAS #: 76-44-8		
4.267	4.267	0.000	834949	220.512	150	80.00- 120.00	100.00
1 Aldrin					CAS #: 309-00-2		
4.863	4.860	0.003	816702	225.098	150	80.00- 120.00	100.00
18 Heptachlor epoxide					CAS #: 1024-57-3		
6.083	6.083	0.000	757241	219.982	150	80.00- 120.00	100.00
65 gamma-Chlordane					CAS #: 5103-74-2		
6.267	6.267	0.000	739431	214.746	140	80.00- 120.00	100.00
66 alpha-Chlordane					CAS #: 5103-71-9		
6.433	6.433	0.000	670400	215.455	140	80.00- 120.00	100.00
8 4,4'-DDE					CAS #: 72-55-9		
6.510	6.507	0.003	682461	223.511	150	80.00- 120.00	100.00
11 Endosulfan I					CAS #: 959-98-8		
6.590	6.587	0.003	658182	221.647	150	80.00- 120.00	100.00
10 Dieldrin					CAS #: 60-57-1		
6.830	6.827	0.003	695776	224.079	150	80.00- 120.00	100.00
14 Endrin					CAS #: 72-20-8		
7.060	7.060	0.000	559124	232.508	160	80.00- 120.00	100.00
7 4,4'-DDD					CAS #: 72-54-8		
7.103	7.103	0.000	624457	227.498	150	80.00- 120.00	100.00
12 Endosulfan II					CAS #: 33213-65-9		
7.280	7.280	0.000	590071	213.393	140	80.00- 120.00	100.00
9 4,4'-DDT					CAS #: 50-29-3		
7.383	7.383	0.000	603808	225.413	150	80.00- 120.00	100.00
15 Endrin aldehyde					CAS #: 7421-93-4		
7.713	7.710	0.003	396289	170.228	110	80.00- 120.00	100.00
19 Methoxychlor					CAS #: 72-43-5		
7.880	7.880	0.000	311373	217.644	140	80.00- 120.00	100.00
13 Endosulfan sulfate					CAS #: 1031-07-8		
8.177	8.177	0.000	519284	212.231	140	80.00- 120.00	100.00
16 Endrin ketone					CAS #: 53494-70-5		
8.430	8.427	0.003	556358	208.060	140	80.00- 120.00	100.00

RT	EXP RT	DLT RT	RESPONSE	CONCENTRATIONS ON-COL (ug/L)	FINAL (ug/kg)	TARGET RANGE	RATIO
$ 30 Decachlorobiphenyl					CAS #: 2051-24-3		
9.120	9.120	0.000	160396	70.1878	47	80.00- 120.00	100.00

Data File: WR694014.D

Date: 10-OCT-2011 07:14

Client ID: Instrument: PESTGC4.i

Sample Info: lcs 460-88769/2- Operator:

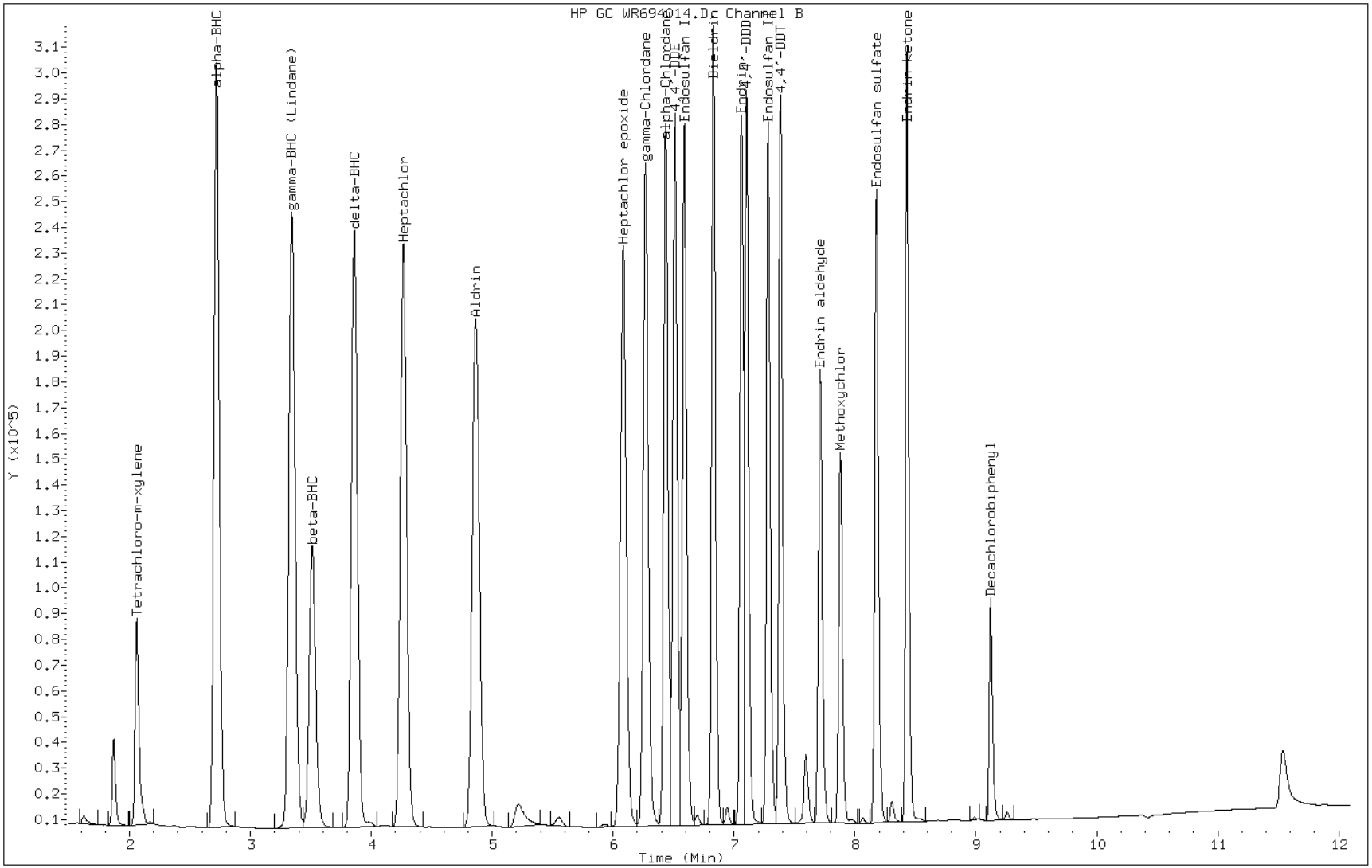

FORM I
PESTICIDES ORGANICS ANALYSIS DATA SHEET

Lab Name: TestAmerica Edison | Job No.: 460-32109-1

SDG No.:

Client Sample ID: | Lab Sample ID: 460-32142-E-1-B MS

Matrix: Solid | Lab File ID: WF694015.D

Analysis Method: 8081A | Date Collected: 10/07/2011 10:30

Extraction Method: 3541 | Date Extracted: 10/08/2011 07:41

Sample wt/vol: 15.02(g) | Date Analyzed: 10/10/2011 07:28

Con. Extract Vol.: 10(mL) | Dilution Factor: 1

Injection Volume: 1(uL) | GC Column: CLP-2 ID: 0.53(mm)

% Moisture: 25.4 | GPC Cleanup:(Y/N) N

Analysis Batch No.: 88903 | Units: ug/Kg

CAS NO.	COMPOUND NAME	RESULT	Q	RL	MDL
309-00-2	Aldrin	161		9.0	2.0
319-84-6	alpha-BHC	160		9.0	1.7
319-85-7	*beta-BHC*	*155*		*9.0*	*1.2*
57-74-9	*Chlordane*	*90*	*U*	*90*	*19*
319-86-8	delta-BHC	160		9.0	1.4
60-57-1	Dieldrin	164		9.0	1.7
33213-65-9	Endosulfan II	162		9.0	1.4
959-98-8	Endosulfan I	158		9.0	1.9
1031-07-8	Endosulfan sulfate	186		9.0	1.2
72-20-8	Endrin	178		9.0	1.3
7421-93-4	Endrin aldehyde	146		9.0	2.2
53494-70-5	Endrin ketone	161		9.0	1.3
58-89-9	*gamma-BHC (Lindane)*	*161*		*9.0*	*1.0*
76-44-8	Heptachlor	171		9.0	1.3
1024-57-3	Heptachlor epoxide	157		9.0	1.8
72-43-5	Methoxychlor	232		9.0	1.0
8001-35-2	*Toxaphene*	*90*	*U*	*90*	*19*
50-29-3	4,4'-DDT	176		9.0	1.1
72-54-8	4,4'-DDD	165		9.0	1.1
72-55-9	4,4'-DDE	164		9.0	1.7

CAS NO.	SURROGATE	%REC	Q	LIMITS
2051-24-3	DCB Decachlorobiphenyl	113		53-150
877-09-8	Tetrachloro-m-xylene	89		40-150

FORM I
PESTICIDES ORGANICS ANALYSIS DATA SHEET

Lab Name: TestAmerica Edison | Job No.: 460-32109-1

SDG No.:

Client Sample ID: | Lab Sample ID: 460-32142-E-1-B MS

Matrix: Solid | Lab File ID: WR694015.D

Analysis Method: 8081A | Date Collected: 10/07/2011 10:30

Extraction Method: 3541 | Date Extracted: 10/08/2011 07:41

Sample wt/vol: 15.02(g) | Date Analyzed: 10/10/2011 07:28

Con. Extract Vol.: 10(mL) | Dilution Factor: 1

Injection Volume: 1(uL) | GC Column: CLP-1 ID: 0.53(mm)

% Moisture: 25.4 | GPC Cleanup:(Y/N) N

Analysis Batch No.: 88903 | Units: ug/Kg

CAS NO.	COMPOUND NAME	RESULT	Q	RL	MDL
309-00-2	*Aldrin*	*159*		*9.0*	*2.0*
319-84-6	*alpha-BHC*	*157*		*9.0*	*1.7*
319-85-7	beta-BHC	155		9.0	1.2
57-74-9	Chlordane	90	U	90	19
319-86-8	*delta-BHC*	*157*		*9.0*	*1.4*
60-57-1	*Dieldrin*	*156*		*9.0*	*1.7*
33213-65-9	*Endosulfan II*	*149*		*9.0*	*1.4*
959-98-8	*Endosulfan I*	*152*		*9.0*	*1.9*
1031-07-8	*Endosulfan sulfate*	*148*		*9.0*	*1.2*
72-20-8	*Endrin*	*159*		*9.0*	*1.3*
7421-93-4	*Endrin aldehyde*	*137*		*9.0*	*2.2*
53494-70-5	*Endrin ketone*	*146*		*9.0*	*1.3*
58-89-9	gamma-BHC (Lindane)	161		9.0	1.0
76-44-8	*Heptachlor*	*156*		*9.0*	*1.3*
1024-57-3	*Heptachlor epoxide*	*155*		*9.0*	*1.8*
72-43-5	*Methoxychlor*	*156*		*9.0*	*1.0*
8001-35-2	Toxaphene	90	U	90	19
50-29-3	*4,4'-DDT*	*155*		*9.0*	*1.1*
72-54-8	*4,4'-DDD*	*161*		*9.0*	*1.1*
72-55-9	*4,4'-DDE*	*156*		*9.0*	*1.7*

CAS NO.	SURROGATE	%REC	Q	LIMITS
2051-24-3	DCB Decachlorobiphenyl	114		53-150
877-09-8	Tetrachloro-m-xylene	94		40-150

FORM I
PESTICIDES ORGANICS ANALYSIS DATA SHEET

Lab Name: TestAmerica Edison | Job No.: 460-32109-1

SDG No.:

Client Sample ID: | Lab Sample ID: 460-32142-E-1-C MSD

Matrix: Solid | Lab File ID: WF694016.D

Analysis Method: 8081A | Date Collected: 10/07/2011 10:30

Extraction Method: 3541 | Date Extracted: 10/08/2011 07:41

Sample wt/vol: 15.04(g) | Date Analyzed: 10/10/2011 07:42

Con. Extract Vol.: 10(mL) | Dilution Factor: 1

Injection Volume: 1(uL) | GC Column: CLP-2 ID: 0.53(mm)

% Moisture: 25.4 | GPC Cleanup:(Y/N) N

Analysis Batch No.: 88903 | Units: ug/Kg

CAS NO.	COMPOUND NAME	RESULT	Q	RL	MDL
309-00-2	Aldrin	174		9.0	2.0
319-84-6	alpha-BHC	175		9.0	1.7
319-85-7	*beta-BHC*	*167*		*9.0*	*1.2*
57-74-9	*Chlordane*	*90*	*U*	*90*	*19*
319-86-8	delta-BHC	174		9.0	1.4
60-57-1	Dieldrin	171		9.0	1.7
33213-65-9	Endosulfan II	181		9.0	1.4
959-98-8	*Endosulfan I*	*152*		*9.0*	*1.9*
1031-07-8	Endosulfan sulfate	204		9.0	1.1
72-20-8	Endrin	193		9.0	1.3
7421-93-4	Endrin aldehyde	156		9.0	2.2
53494-70-5	Endrin ketone	174		9.0	1.3
58-89-9	*gamma-BHC (Lindane)*	*175*		*9.0*	*1.0*
76-44-8	Heptachlor	187		9.0	1.3
1024-57-3	*Heptachlor epoxide*	*164*		*9.0*	*1.8*
72-43-5	Methoxychlor	224		9.0	1.0
8001-35-2	*Toxaphene*	*90*	*U*	*90*	*19*
50-29-3	4,4'-DDT	189		9.0	1.1
72-54-8	4,4'-DDD	176		9.0	1.1
72-55-9	*4,4'-DDE*	*162*		*9.0*	*1.7*

CAS NO.	SURROGATE	%REC	Q	LIMITS
2051-24-3	DCB Decachlorobiphenyl	118		53-150
877-09-8	Tetrachloro-m-xylene	95		40-150

FORM I
PESTICIDES ORGANICS ANALYSIS DATA SHEET

Lab Name: TestAmerica Edison | Job No.: 460-32109-1

SDG No.:

Client Sample ID: | Lab Sample ID: 460-32142-E-1-C MSD

Matrix: Solid | Lab File ID: WR694016.D

Analysis Method: 8081A | Date Collected: 10/07/2011 10:30

Extraction Method: 3541 | Date Extracted: 10/08/2011 07:41

Sample wt/vol: 15.04(g) | Date Analyzed: 10/10/2011 07:42

Con. Extract Vol.: 10(mL) | Dilution Factor: 1

Injection Volume: 1(uL) | GC Column: CLP-1 ID: 0.53(mm)

% Moisture: 25.4 | GPC Cleanup:(Y/N) N

Analysis Batch No.: 88903 | Units: ug/Kg

CAS NO.	COMPOUND NAME	RESULT	Q	RL	MDL
309-00-2	*Aldrin*	*174*		*9.0*	*2.0*
319-84-6	*alpha-BHC*	*173*		*9.0*	*1.7*
319-85-7	beta-BHC	167		9.0	1.2
57-74-9	Chlordane	90	U	90	19
319-86-8	*delta-BHC*	*172*		*9.0*	*1.4*
60-57-1	*Dieldrin*	*168*		*9.0*	*1.7*
33213-65-9	*Endosulfan II*	*160*		*9.0*	*1.4*
959-98-8	Endosulfan I	168		9.0	1.9
1031-07-8	*Endosulfan sulfate*	*159*		*9.0*	*1.1*
72-20-8	*Endrin*	*173*		*9.0*	*1.3*
7421-93-4	*Endrin aldehyde*	*147*		*9.0*	*2.2*
53494-70-5	*Endrin ketone*	*159*		*9.0*	*1.3*
58-89-9	gamma-BHC (Lindane)	175		9.0	1.0
76-44-8	*Heptachlor*	*171*		*9.0*	*1.3*
1024-57-3	Heptachlor epoxide	169		9.0	1.8
72-43-5	*Methoxychlor*	*167*		*9.0*	*1.0*
8001-35-2	Toxaphene	90	U	90	19
50-29-3	*4,4'-DDT*	*167*		*9.0*	*1.1*
72-54-8	*4,4'-DDD*	*171*		*9.0*	*1.1*
72-55-9	4,4'-DDE	167		9.0	1.7

CAS NO.	SURROGATE	%REC	Q	LIMITS
2051-24-3	DCB Decachlorobiphenyl	115		53-150
877-09-8	Tetrachloro-m-xylene	102		40-150

PESTICIDES ANALYSIS RUN LOG

Lab Name: TestAmerica Edison Job No.: 460-32109-1

SDG No.:

Instrument ID: PESTGC4 Start Date: 10/03/2011 05:35

Analysis Batch Number: 88010 End Date: 10/03/2011 08:09

LAB SAMPLE ID	CLIENT SAMPLE ID	DATE ANALYZED	DILUTION FACTOR	LAB FILE ID	COLUMN ID
RINSE 460-88010/1		10/03/2011 05:35	1		CLP-2 0.53(mm)
RINSE 460-88010/1		10/03/2011 05:35	1		CLP-1 0.53(mm)
PIBLK 460-88010/2		10/03/2011 05:50	1		CLP-2 0.53(mm)
PIBLK 460-88010/2		10/03/2011 05:50	1		CLP-1 0.53(mm)
RESC 460-88010/3		10/03/2011 06:04	1		CLP-2 0.53(mm)
RESC 460-88010/3		10/03/2011 06:04	1		CLP-1 0.53(mm)
PEM 460-88010/4		10/03/2011 06:18	1		CLP-2 0.53(mm)
PEM 460-88010/4		10/03/2011 06:18	1		CLP-1 0.53(mm)
IC 460-88010/5		10/03/2011 06:32	1	WF693762.D	CLP-2 0.53(mm)
IC 460-88010/5		10/03/2011 06:32	1	WR693762.D	CLP-1 0.53(mm)
IC 460-88010/6		10/03/2011 06:46	1	WF693763.D	CLP-2 0.53(mm)
IC 460-88010/6		10/03/2011 06:46	1	WR693763.D	CLP-1 0.53(mm)
IC 460-88010/7		10/03/2011 07:00	1	WF693764.D	CLP-2 0.53(mm)
IC 460-88010/7		10/03/2011 07:00	1	WR693764.D	CLP-1 0.53(mm)
IC 460-88010/8		10/03/2011 07:13	1	WF693765.D	CLP-2 0.53(mm)
IC 460-88010/8		10/03/2011 07:13	1	WR693765.D	CLP-1 0.53(mm)
IC 460-88010/9		10/03/2011 07:27	1	WF693766.D	CLP-2 0.53(mm)
IC 460-88010/9		10/03/2011 07:27	1	WR693766.D	CLP-1 0.53(mm)
IC 460-88010/10		10/03/2011 07:41	1	WF693767.D	CLP-2 0.53(mm)
IC 460-88010/10		10/03/2011 07:41	1	WR693767.D	CLP-1 0.53(mm)
IC 460-88010/11		10/03/2011 07:55	1	WF693768.D	CLP-2 0.53(mm)
IC 460-88010/11		10/03/2011 07:55	1	WR693768.D	CLP-1 0.53(mm)
ICV 460-88010/12		10/03/2011 08:09	1		CLP-2 0.53(mm)
ICV 460-88010/12		10/03/2011 08:09	1		CLP-1 0.53(mm)

PESTICIDES ANALYSIS RUN LOG

Lab Name: TestAmerica Edison Job No.: 460-32109-1

SDG No.:

Instrument ID: PESTGC4 Start Date: 10/10/2011 05:36

Analysis Batch Number: 88903 End Date: 10/10/2011 11:11

LAB SAMPLE ID	CLIENT SAMPLE ID	DATE ANALYZED	DILUTION FACTOR	LAB FILE ID	COLUMN ID
ZZZZZ		10/10/2011 05:36	1		CLP-2 0.53(mm)
ZZZZZ		10/10/2011 05:36	1		CLP-1 0.53(mm)
ZZZZZ		10/10/2011 05:51	1		CLP-2 0.53(mm)
ZZZZZ		10/10/2011 05:51	1		CLP-1 0.53(mm)
ZZZZZ		10/10/2011 06:04	1		CLP-2 0.53(mm)
ZZZZZ		10/10/2011 06:04	1		CLP-1 0.53(mm)
PEM 460-88903/4		10/10/2011 06:18	1	WF694011.D	CLP-2 0.53(mm)
PEM 460-88903/4		10/10/2011 06:18	1	WR694011.D	CLP-1 0.53(mm)
CCVRT 460-88903/5		10/10/2011 06:32	1	WF694012.D	CLP-2 0.53(mm)
CCVRT 460-88903/5		10/10/2011 06:32	1	WR694012.D	CLP-1 0.53(mm)
MB 460-88769/1-A		10/10/2011 07:00	1	WF694013.D	CLP-2 0.53(mm)
MB 460-88769/1-A		10/10/2011 07:00	1	WR694013.D	CLP-1 0.53(mm)
LCS 460-88769/2-A		10/10/2011 07:14	1	WF694014.D	CLP-2 0.53(mm)
LCS 460-88769/2-A		10/10/2011 07:14	1	WR694014.D	CLP-1 0.53(mm)
460-32142-E-1-B MS		10/10/2011 07:28	1	WF694015.D	CLP-2 0.53(mm)
460-32142-E-1-B MS		10/10/2011 07:28	1	WR694015.D	CLP-1 0.53(mm)
460-32142-E-1-C MSD		10/10/2011 07:42	1	WF694016.D	CLP-2 0.53(mm)
460-32142-E-1-C MSD		10/10/2011 07:42	1	WR694016.D	CLP-1 0.53(mm)
ZZZZZ		10/10/2011 07:56	1		CLP-2 0.53(mm)
ZZZZZ		10/10/2011 07:56	1		CLP-1 0.53(mm)
ZZZZZ		10/10/2011 08:10	1		CLP-2 0.53(mm)
ZZZZZ		10/10/2011 08:10	1		CLP-1 0.53(mm)
ZZZZZ		10/10/2011 08:24	1		CLP-2 0.53(mm)
ZZZZZ		10/10/2011 08:24	1		CLP-1 0.53(mm)
ZZZZZ		10/10/2011 08:38	1		CLP-2 0.53(mm)
ZZZZZ		10/10/2011 08:38	1		CLP-1 0.53(mm)
MB 460-88756/1-A		10/10/2011 08:52	1	WF694021.D	CLP-2 0.53(mm)
MB 460-88756/1-A		10/10/2011 08:52	1	WR694021.D	CLP-1 0.53(mm)
LCS 460-88756/2-A		10/10/2011 09:06	1	WF694022.D	CLP-2 0.53(mm)
LCS 460-88756/2-A		10/10/2011 09:06	1	WR694022.D	CLP-1 0.53(mm)
ZZZZZ		10/10/2011 09:20	1		CLP-2 0.53(mm)
ZZZZZ		10/10/2011 09:20	1		CLP-1 0.53(mm)
ZZZZZ		10/10/2011 09:33	1		CLP-2 0.53(mm)
ZZZZZ		10/10/2011 09:33	1		CLP-1 0.53(mm)
ZZZZZ		10/10/2011 09:47	1		CLP-2 0.53(mm)
ZZZZZ		10/10/2011 09:47	1		CLP-1 0.53(mm)
ZZZZZ		10/10/2011 10:01	1		CLP-2 0.53(mm)
ZZZZZ		10/10/2011 10:01	1		CLP-1 0.53(mm)
ZZZZZ		10/10/2011 10:15	1		CLP-2 0.53(mm)
ZZZZZ		10/10/2011 10:15	1		CLP-1 0.53(mm)
ZZZZZ		10/10/2011 10:29	1		CLP-2 0.53(mm)
ZZZZZ		10/10/2011 10:29	1		CLP-1 0.53(mm)
ZZZZZ		10/10/2011 10:43	1		CLP-2 0.53(mm)
ZZZZZ		10/10/2011 10:43	1		CLP-1 0.53(mm)
ZZZZZ		10/10/2011 10:57	1		CLP-2 0.53(mm)

PESTICIDES ANALYSIS RUN LOG

Lab Name: TestAmerica Edison Job No.: 460-32109-1

SDG No.:

Instrument ID: PESTGC4 Start Date: 10/10/2011 05:36

Analysis Batch Number: 88903 End Date: 10/10/2011 11:11

LAB SAMPLE ID	CLIENT SAMPLE ID	DATE ANALYZED	DILUTION FACTOR	LAB FILE ID	COLUMN ID
ZZZZZ		10/10/2011 10:57	1		CLP-1 0.53(mm)
CCV 460-88903/24		10/10/2011 11:11	1	WF694031.D	CLP-2 0.53(mm)
CCV 460-88903/24		10/10/2011 11:11	1	WR694031.D	CLP-1 0.53(mm)

PESTICIDES ANALYSIS RUN LOG

Lab Name: TestAmerica Edison Job No.: 460-32109-1

SDG No.:

Instrument ID: PESTGC4 Start Date: 10/10/2011 12:12

Analysis Batch Number: 89029 End Date: 10/10/2011 18:01

LAB SAMPLE ID	CLIENT SAMPLE ID	DATE ANALYZED	DILUTION FACTOR	LAB FILE ID	COLUMN ID
RINSE 460-89029/1		10/10/2011 12:12	1		CLP-2 0.53(mm)
RINSE 460-89029/1		10/10/2011 12:12	1		CLP-1 0.53(mm)
ZZZZZ		10/10/2011 12:26	1		CLP-2 0.53(mm)
ZZZZZ		10/10/2011 12:26	1		CLP-1 0.53(mm)
ZZZZZ		10/10/2011 12:40	1		CLP-2 0.53(mm)
ZZZZZ		10/10/2011 12:40	1		CLP-1 0.53(mm)
PEM 460-89029/4		10/10/2011 12:54	1	WF694035.D	CLP-2 0.53(mm)
PEM 460-89029/4		10/10/2011 12:54	1	WR694035.D	CLP-1 0.53(mm)
CCVRT 460-89029/5		10/10/2011 13:08	1	WF694036.D	CLP-2 0.53(mm)
CCVRT 460-89029/5		10/10/2011 13:08	1	WR694036.D	CLP-1 0.53(mm)
ZZZZZ		10/10/2011 13:22	10		CLP-2 0.53(mm)
ZZZZZ		10/10/2011 13:22	10		CLP-1 0.53(mm)
ZZZZZ		10/10/2011 13:36	1000		CLP-2 0.53(mm)
ZZZZZ		10/10/2011 13:36	1000		CLP-1 0.53(mm)
ZZZZZ		10/10/2011 13:50	1		CLP-2 0.53(mm)
ZZZZZ		10/10/2011 13:50	1		CLP-1 0.53(mm)
ZZZZZ		10/10/2011 14:04	1		CLP-2 0.53(mm)
ZZZZZ		10/10/2011 14:04	1		CLP-1 0.53(mm)
ZZZZZ		10/10/2011 14:18	1		CLP-2 0.53(mm)
ZZZZZ		10/10/2011 14:18	1		CLP-1 0.53(mm)
ZZZZZ		10/10/2011 14:32	100		CLP-2 0.53(mm)
ZZZZZ		10/10/2011 14:32	100		CLP-1 0.53(mm)
ZZZZZ		10/10/2011 14:45	1		CLP-2 0.53(mm)
ZZZZZ		10/10/2011 14:45	1		CLP-1 0.53(mm)
ZZZZZ		10/10/2011 14:59	1		CLP-2 0.53(mm)
ZZZZZ		10/10/2011 14:59	1		CLP-1 0.53(mm)
ZZZZZ		10/10/2011 15:13	1		CLP-2 0.53(mm)
ZZZZZ		10/10/2011 15:13	1		CLP-1 0.53(mm)
460-32109-1	NH-01-C	10/10/2011 15:27	1	WF694046.D	CLP-2 0.53(mm)
460-32109-1	NH-01-C	10/10/2011 15:27	1	WR694046.D	CLP-1 0.53(mm)
ZZZZZ		10/10/2011 15:41	1		CLP-2 0.53(mm)
ZZZZZ		10/10/2011 15:41	1		CLP-1 0.53(mm)
ZZZZZ		10/10/2011 15:55	1		CLP-2 0.53(mm)
ZZZZZ		10/10/2011 15:55	1		CLP-1 0.53(mm)
ZZZZZ		10/10/2011 16:09	1		CLP-2 0.53(mm)
ZZZZZ		10/10/2011 16:09	1		CLP-1 0.53(mm)
ZZZZZ		10/10/2011 16:23	1		CLP-2 0.53(mm)
ZZZZZ		10/10/2011 16:23	1		CLP-1 0.53(mm)
ZZZZZ		10/10/2011 16:37	1		CLP-2 0.53(mm)
ZZZZZ		10/10/2011 16:37	1		CLP-1 0.53(mm)
ZZZZZ		10/10/2011 16:51	1		CLP-2 0.53(mm)
ZZZZZ		10/10/2011 16:51	1		CLP-1 0.53(mm)
ZZZZZ		10/10/2011 17:05	1		CLP-2 0.53(mm)
ZZZZZ		10/10/2011 17:05	1		CLP-1 0.53(mm)
ZZZZZ		10/10/2011 17:19	1		CLP-2 0.53(mm)

PESTICIDES ANALYSIS RUN LOG

Lab Name: TestAmerica Edison Job No.: 460-32109-1

SDG No.:

Instrument ID: PESTGC4 Start Date: 10/10/2011 12:12

Analysis Batch Number: 89029 End Date: 10/10/2011 18:01

LAB SAMPLE ID	CLIENT SAMPLE ID	DATE ANALYZED	DILUTION FACTOR	LAB FILE ID	COLUMN ID
ZZZZZ		10/10/2011 17:19	1		CLP-1 0.53(mm)
ZZZZZ		10/10/2011 17:33	1		CLP-2 0.53(mm)
ZZZZZ		10/10/2011 17:33	1		CLP-1 0.53(mm)
ZZZZZ		10/10/2011 17:47	1		CLP-2 0.53(mm)
ZZZZZ		10/10/2011 17:47	1		CLP-1 0.53(mm)
CCV 460-89029/26		10/10/2011 18:01	1	WF694057.D	CLP-2 0.53(mm)
CCV 460-89029/26		10/10/2011 18:01	1	WR694057.D	CLP-1 0.53(mm)

PESTICIDES BATCH WORKSHEET

Lab Name: TestAmerica Edison Job No.: 460-32109-1

SDG No.:

Batch Number: 88756 Batch Start Date: 10/07/11 18:42 Batch Analyst: Silva, Jose

Batch Method: 3510C Batch End Date:

Lab Sample ID	Client Sample ID	Method Chain	Basis	InitialAmount	FinalAmount	OPPSTPCBSU 00018	OPTCLPPESTSP 00010		
MB 460-88756/1		3510C, 8081A		100 mL	5 mL	50 uL			
LCS 460-88756/2		3510C, 8081A		100 mL	5 mL	50 uL	100 uL		

Batch Notes	
Batch Comment	TCLP PEST
Person's name who did the concentration	JS
Exchange Solvent Lot #	J52E11
Exchange Solvent Name	Hexane
N-evap #	222299
N-evap temperature	40 Degrees C
Na2SO4 Lot Number	K12590
Prep Solvent Lot #	K32E39
Prep Solvent Name	MECL2
Prep Solvent Volume Used	180 mL
Person's name who did the prep	JS

Basis	Basis Description

PESTICIDES BATCH WORKSHEET

Lab Name: TestAmerica Edison Job No.: 460-32109-1

SDG No.:

Batch Number: 88769 Batch Start Date: 10/08/11 07:41 Batch Analyst: Alinea, Archilles R

Batch Method: 3541 Batch End Date: 10/10/11 06:23

Lab Sample ID	Client Sample ID	Method Chain	Basis	InitialAmount	FinalAmount	SoxThermPosition	OP_PESTSP 00008	OPPSTPCBSU 00018	
MB 460-88769/1		3541, 8081A		15.00 g	10 mL	75		50 uL	
LCS 460-88769/2		3541, 8081A		15.00 g	10 mL	76	100 uL	50 uL	
460-32142-E-1 MS		3541, 8081A	T	15.02 g	10 mL	77	100 uL	50 uL	
460-32142-E-1 MSD		3541, 8081A	T	15.04 g	10 mL	78	100 uL	50 uL	
460-32109-A-1	NH-01-C	3541, 8081A	T	15.04 g	10 mL	72		50 uL	

Batch Notes	
Balance ID	30
Batch Comment	pest-soil
Boiling Chips ID	10013
Person's name who did the concentration	archie
First End time	2:57pm
Florisil Lot #	k22551
Vendor lot number	j44e39
Na2SO4 Lot Number	k04600
Person's name who did the prep	archie
Person's name who witnessed reagent drop	jose s
Solvent	hex./ace. mixed
SOP Number	3541
First Start time	7:41am

Basis	Basis Description
T	Total/NA

Method 8082

Polychlorinated Biphenyls (PCBs) by Gas Chromatography by Method 8082

FORM II
PCBS SURROGATE RECOVERY

Lab Name: TestAmerica Edison Job No.: 460-32109-1

SDG No.:

Matrix: Solid Level: Low

GC Column (1): CLP-1 ID: 0.53 (mm) GC Column (2): CLP-2 ID: 0.53 (mm)

Client Sample ID	Lab Sample ID	DCB1 #	DCB2 #
NH-01-C	460-32109-1	137	137
	MB 460-88767/1-A	132	132
	LCS 460-88767/2-A	145	142
	460-32095-A-1-A MS	135	138
	460-32095-A-1-B MSD	134	138

	QC LIMITS
DCB = DCB Decachlorobiphenyl	30-150

Column to be used to flag recovery values

FORM II 8082

FORM III
PCBS LAB CONTROL SAMPLE RECOVERY

Lab Name: TestAmerica Edison Job No.: 460-32109-1

SDG No.:

Matrix: Solid Level: Low Lab File ID: vf465322.d

Lab ID: LCS 460-88767/2-A Client ID:

COMPOUND	SPIKE ADDED (ug/Kg)	LCS CONCENTRATION (ug/Kg)	LCS % REC	QC LIMITS REC	#
Aroclor 1016	333	439	132	60-144	
Aroclor 1260	333	431	129	63-143	

Column to be used to flag recovery and RPD values

FORM III 8082

FORM III
PCBS LAB CONTROL SAMPLE RECOVERY

Lab Name: TestAmerica Edison Job No.: 460-32109-1

SDG No.:

Matrix: Solid Level: Low Lab File ID: vr465322.d

Lab ID: LCS 460-88767/2-A Client ID:

COMPOUND	SPIKE ADDED (ug/Kg)	LCS CONCENTRATION (ug/Kg)	LCS % REC	QC LIMITS REC	#
Aroclor 1016	333	434	130	60-144	
Aroclor 1260	333	405	121	63-143	

Column to be used to flag recovery and RPD values

FORM III 8082

FORM III
PCBS MATRIX SPIKE RECOVERY

Lab Name: TestAmerica Edison Job No.: 460-32109-1

SDG No.:

Matrix: Solid Level: Low Lab File ID: vf465323.d

Lab ID: 460-32095-A-1-A MS Client ID:

COMPOUND	SPIKE ADDED (ug/Kg)	SAMPLE CONCENTRATION (ug/Kg)	MS CONCENTRATION (ug/Kg)	MS % REC	QC LIMITS REC	#
Aroclor 1016	486	98 U	679	140	60-144	
Aroclor 1260	486	98 U	667	137	63-143	

Column to be used to flag recovery and RPD values

FORM III 8082

FORM III
PCBS MATRIX SPIKE RECOVERY

Lab Name: TestAmerica Edison Job No.: 460-32109-1

SDG No.:

Matrix: Solid Level: Low Lab File ID: vr465323.d

Lab ID: 460-32095-A-1-A MS Client ID:

COMPOUND	SPIKE ADDED (ug/Kg)	SAMPLE CONCENTRATION (ug/Kg)	MS CONCENTRATION (ug/Kg)	MS % REC	QC LIMITS REC	#
Aroclor 1016	486	98 U	663	137	60-144	
Aroclor 1260	486	98 U	651	134	63-143	

Column to be used to flag recovery and RPD values

FORM III 8082

FORM III
PCBS MATRIX SPIKE DUPLICATE RECOVERY

Lab Name: TestAmerica Edison Job No.: 460-32109-1

SDG No.:

Matrix: Solid Level: Low Lab File ID: vf465324.d

Lab ID: 460-32095-A-1-B MSD Client ID:

COMPOUND	SPIKE ADDED (ug/Kg)	MSD CONCENTRATION (ug/Kg)	MSD % REC	% RPD	QC LIMITS RPD	QC LIMITS REC	#
Aroclor 1016	488	669	137	1	30	60-144	
Aroclor 1260	488	650	133	3	30	63-143	

Column to be used to flag recovery and RPD values

FORM III 8082

FORM III
PCBS MATRIX SPIKE DUPLICATE RECOVERY

Lab Name: TestAmerica Edison Job No.: 460-32109-1

SDG No.:

Matrix: Solid Level: Low Lab File ID: vr465324.d

Lab ID: 460-32095-A-1-B MSD Client ID:

COMPOUND	SPIKE ADDED (ug/Kg)	MSD CONCENTRATION (ug/Kg)	MSD % REC	% RPD	QC LIMITS RPD	QC LIMITS REC	#
Aroclor 1016	488	654	134	1	30	60-144	
Aroclor 1260	488	641	131	2	30	63-143	

Column to be used to flag recovery and RPD values

FORM III 8082

FORM IV
PCBS METHOD BLANK SUMMARY

Lab Name: TestAmerica Edison Job No.: 460-32109-1

SDG No.:

Lab Sample ID: MB 460-88767/1-A

Matrix: Solid Date Extracted: 10/08/2011 07:13

Lab File ID:(1) vr465321.d Lab File ID:(2) vf465321.d

Date Analyzed:(1) 10/09/2011 23:33 Date Analyzed:(2) 10/09/2011 23:33

Instrument ID:(1) PESTGC9 Instrument ID:(2) PESTGC9

GC Column:(1) CLP-1 ID: 0.53(mm) GC Column:(2) CLP-2 ID: 0.53(mm)

THIS METHOD BLANK APPLIES TO THE FOLLOWING SAMPLES:

CLIENT SAMPLE ID	LAB SAMPLE ID	DATE ANALYZED 1	DATE ANALYZED 2
	LCS 460-88767/2-A	10/09/2011 23:49	10/09/2011 23:49
	460-32095-A-1-A MS	10/10/2011 00:05	10/10/2011 00:05
	460-32095-A-1-B MSD	10/10/2011 00:21	10/10/2011 00:21
NH-01-C	460-32109-1	10/10/2011 01:40	10/10/2011 01:40

FORM VIII
PCBS ANALYTICAL SEQUENCE

Lab Name: TestAmerica Edison Job No.: 460-32109-1

SDG No.:

Sample No.: CCVRT 460-88935/2 Date Analyzed: 10/09/2011 23:17

Instrument ID: PESTGC9 GC Column: CLP-2 ID: 0.53(mm)

Lab File ID (Standard): vf465320.d Heated Purge: (Y/N) N

Calibration ID: 12475

THE ANALYTICAL SEQUENCE OF BLANKS, SAMPLES, STANDARDS, MS/MSDs AND LCSs IS GIVEN BELOW:

				DCB RT #		
CONTINUING CALIBRATION SURROGATE				11.54		
UPPER LIMIT				11.64		
LOWER LIMIT				11.44		
LAB SAMPLE ID	CLIENT SAMPLE ID	DATE ANALYZED	LAB FILE ID			
CCVRT 460-88935/2		10/09/2011 23:17	vf465320.d	11.54		
MB 460-88767/1-A		10/09/2011 23:33	vf465321.d	11.54		
LCS 460-88767/2-A		10/09/2011 23:49	vf465322.d	11.54		
460-32095-A-1-A MS		10/10/2011 00:05	vf465323.d	11.54		
460-32095-A-1-B MSD		10/10/2011 00:21	vf465324.d	11.54		
460-32109-1	NH-01-C	10/10/2011 01:40	vf465329.d	11.54		
CCV 460-88935/19		10/10/2011 03:47	vf465337.d	11.54		

DCB = DCB Decachlorobiphenyl

DCB RT Limit = ± 0.1 minutes of surrogate RT

Column used to flag values outside QC limits

FORM VIII 8082

FORM VIII
PCBS ANALYTICAL SEQUENCE

Lab Name: TestAmerica Edison Job No.: 460-32109-1

SDG No.:

Sample No.: CCVRT 460-88935/2 Date Analyzed: 10/09/2011 23:17

Instrument ID: PESTGC9 GC Column: CLP-1 ID: 0.53(mm)

Lab File ID (Standard): vr465320.d Heated Purge: (Y/N) N

Calibration ID: 12467

THE ANALYTICAL SEQUENCE OF BLANKS, SAMPLES, STANDARDS, MS/MSDs AND LCSs IS GIVEN BELOW:

				DCB RT #		
CONTINUING CALIBRATION SURROGATE				10.63		
UPPER LIMIT				10.73		
LOWER LIMIT				10.53		
LAB SAMPLE ID	CLIENT SAMPLE ID	DATE ANALYZED	LAB FILE ID			
CCVRT 460-88935/2		10/09/2011 23:17	vr465320.d	10.63		
MB 460-88767/1-A		10/09/2011 23:33	vr465321.d	10.63		
LCS 460-88767/2-A		10/09/2011 23:49	vr465322.d	10.63		
460-32095-A-1-A MS		10/10/2011 00:05	vr465323.d	10.63		
460-32095-A-1-B MSD		10/10/2011 00:21	vr465324.d	10.63		
460-32109-1	NH-01-C	10/10/2011 01:40	vr465329.d	10.63		
CCV 460-88935/19		10/10/2011 03:47	vr465337.d	10.63		

DCB = DCB Decachlorobiphenyl

DCB RT Limit = ± 0.1 minutes of surrogate RT

Column used to flag values outside QC limits

FORM VIII 8082

FORM X
IDENTIFICATION SUMMARY

Lab Name: TestAmerica Edison Job No.: 460-32109-1

SDG No.:

Client Sample ID: Lab Sample ID: LCS 460-88767/2-A

Instrument ID (1): PESTGC9 Instrument ID (2): PESTGC9

Date Analyzed (1): 10/09/2011 23:49 Date Analyzed (2): 10/09/2011 23:49

GC Column (1): CLP-1 ID: 0.53(mm) GC Column (2): CLP-2 ID: 0.53(mm)

ANALYTE	COL	PEAK	RT	RT WINDOW		CONCENTRATION		RPD
				FROM	TO	PEAK	MEAN	
Aroclor 1016	1	1	2.10	2.03	2.17	440	434	1.0
		2	2.54	2.47	2.61	428		
		3	2.79	2.72	2.86	449		
		4	3.15	3.08	3.22	437		
		5	3.35	3.28	3.42	455		
		6	3.69	3.62	3.76	439		
		7	4.06	3.98	4.12	435		
		8	4.20	4.13	4.27	393		
	2	1	2.97	2.90	3.04	423	439	
		2	3.66	3.59	3.73	449		
		3	4.10	4.03	4.17	414		
		4	4.50	4.43	4.57	442		
		5	4.75	4.68	4.82	462		
		6	5.18	5.11	5.25	453		
		7	5.57	5.50	5.64	444		
		8	5.78	5.71	5.85	426		
Aroclor 1260	1	1	6.08	6.01	6.15	421	405	6.3
		2	6.54	6.46	6.60	414		
		3	6.98	6.91	7.05	397		
		4	7.18	7.11	7.25	394		
		5	7.61	7.54	7.68	419		
		7	9.13	9.06	9.20	376		
		8	10.17	10.10	10.24	413		
	2	1	7.48	7.41	7.55	435	431	
		2	7.79	7.72	7.86	438		
		3	8.26	8.19	8.33	438		
		4	9.38	9.31	9.45	438		
		5	9.50	9.43	9.57	427		
		6	9.94	9.87	10.01	444		
		7	10.64	10.57	10.71	425		
		8	11.11	11.04	11.18	407		

FORM X
IDENTIFICATION SUMMARY

Lab Name: TestAmerica Edison Job No.: 460-32109-1

SDG No.:

Client Sample ID: Lab Sample ID: 460-32095-A-1-A MS

Instrument ID (1): PESTGC9 Instrument ID (2): PESTGC9

Date Analyzed (1): 10/10/2011 00:05 Date Analyzed (2): 10/10/2011 00:05

GC Column (1): CLP-1 ID: 0.53(mm) GC Column (2): CLP-2 ID: 0.53(mm)

ANALYTE	COL	PEAK	RT	RT WINDOW		CONCENTRATION		RPD
				FROM	TO	PEAK	MEAN	
Aroclor 1016	1	1	2.10	2.03	2.17	594	663	2.3
		2	2.54	2.47	2.61	656		
		3	2.79	2.72	2.86	584		
		4	3.15	3.08	3.22	696		
		5	3.35	3.28	3.42	712		
		6	3.69	3.62	3.76	671		
		7	4.05	3.98	4.12	692		
		8	4.20	4.13	4.27	703		
	2	1	2.97	2.90	3.04	635	679	
		2	3.66	3.59	3.73	692		
		3	4.10	4.03	4.17	746		
		4	4.50	4.43	4.57	688		
		5	4.75	4.68	4.82	700		
		6	5.18	5.11	5.25	673		
		8	5.78	5.71	5.85	618		
Aroclor 1260	1	1	6.08	6.01	6.15	650	651	2.5
		2	6.53	6.46	6.60	661		
		3	6.98	6.91	7.05	672		
		4	7.18	7.11	7.25	652		
		5	7.61	7.54	7.68	695		
		7	9.13	9.06	9.20	586		
		8	10.16	10.10	10.24	640		
	2	1	7.48	7.41	7.55	664	667	
		2	7.79	7.72	7.86	676		
		3	8.26	8.19	8.33	693		
		4	9.38	9.31	9.45	674		
		5	9.50	9.43	9.57	641		
		6	9.94	9.87	10.01	695		
		7	10.64	10.57	10.71	648		
		8	11.11	11.04	11.18	647		

FORM X
IDENTIFICATION SUMMARY

Lab Name: TestAmerica Edison Job No.: 460-32109-1

SDG No.:

Client Sample ID: Lab Sample ID: 460-32095-A-1-B MSD

Instrument ID (1): PESTGC9 Instrument ID (2): PESTGC9

Date Analyzed (1): 10/10/2011 00:21 Date Analyzed (2): 10/10/2011 00:21

GC Column (1): CLP-1 ID: 0.53(mm) GC Column (2): CLP-2 ID: 0.53(mm)

ANALYTE	COL	PEAK	RT	RT WINDOW		CONCENTRATION		RPD
				FROM	TO	PEAK	MEAN	
Aroclor 1016	1	1	2.10	2.03	2.17	597	654	2.4
		2	2.54	2.47	2.61	644		
		3	2.79	2.72	2.86	577		
		4	3.14	3.08	3.22	682		
		5	3.35	3.28	3.42	698		
		6	3.69	3.62	3.76	647		
		7	4.05	3.98	4.12	679		
		8	4.20	4.13	4.27	705		
	2	1	2.97	2.90	3.04	657	669	
		2	3.66	3.59	3.73	674		
		3	4.10	4.03	4.17	707		
		4	4.50	4.43	4.57	687		
		5	4.74	4.68	4.82	686		
		6	5.18	5.11	5.25	659		
		8	5.78	5.71	5.85	616		
Aroclor 1260	1	1	6.08	6.01	6.15	664	641	1.4
		2	6.53	6.46	6.60	659		
		3	6.98	6.91	7.05	669		
		4	7.18	7.11	7.25	621		
		5	7.61	7.54	7.68	690		
		7	9.13	9.06	9.20	556		
		8	10.16	10.10	10.24	627		
	2	1	7.48	7.41	7.55	652	650	
		2	7.79	7.72	7.86	664		
		3	8.26	8.19	8.33	680		
		4	9.38	9.31	9.45	647		
		5	9.50	9.43	9.57	623		
		6	9.94	9.87	10.01	673		
		7	10.64	10.57	10.71	628		
		8	11.11	11.04	11.18	633		

FORM I
PCBS ORGANICS ANALYSIS DATA SHEET

Lab Name: TestAmerica Edison Job No.: 460-32109-1

SDG No.:

Client Sample ID: NH-01-C Lab Sample ID: 460-32109-1

Matrix: Solid Lab File ID: vf465329.d

Analysis Method: 8082 Date Collected: 10/06/2011 14:00

Extraction Method: 3541 Date Extracted: 10/08/2011 07:13

Sample wt/vol: 15.04(g) Date Analyzed: 10/10/2011 01:40

Con. Extract Vol.: 10(mL) Dilution Factor: 1

Injection Volume: GC Column: CLP-2 ID: 0.53(mm)

% Moisture: 9.0 GPC Cleanup:(Y/N) N

Analysis Batch No.: 88935 Units: ug/Kg

CAS NO.	SURROGATE	%REC	Q	LIMITS
2051-24-3	DCB Decachlorobiphenyl	137		30-150

Data File: vf465329.d
Report Date: 10-Oct-2011 13:49

TestAmerica

GC ORGANICS QUANTITATION REPORT

Data file : /chem1/PESTGC9.i/8082/front/Oct11/10-09-11/09oct11b.b/vf465329.d
Lab Smp Id: 460-32109-A-1-D Client Smp ID: NH-01-C
Inj Date : 10-OCT-2011 01:40
Operator : 615 Inst ID: PESTGC9.i
Smp Info : 460-32109-A-1-D
Misc Info : 460-32109-A-1-D
Comment   :
Method   : /chem1/PESTGC9.i/8082/front/Oct11/10-09-11/09oct11b.b/08Vf8082.m
Meth Date : 10-Oct-2011 13:47 shanthi Quant Type: ESTD
Cal Date : 29-SEP-2011 15:10 Cal File: vf464924.d
Als bottle: 62
Dil Factor: 1.00000
Integrator: Falcon Compound Sublist: AllPCB.sub
Target Version: 3.50 Sample Matrix: SOLID
Processing Host: hpd3

Concentration Formula: Amt * DF * Vt/(Ws*(100-M)/100) * CpndVariable

Name	Value	Description
DF	1.00000	Dilution Factor
Vt	10.00000	Volume of final extract (mL)
Ws	15.04000	Weight of sample extracted (g)
M	9.00693	% Moisture

Cpnd Variable Local Compound Variable

				CONCENTRATIONS ON-COL	CONCENTRATIONS FINAL		
RT	EXP RT	DLT RT	RESPONSE	(ug/L)	(ug/kg)	TARGET RANGE	RATIO
$ 30 Decachlorobiphenyl(surr)					CAS #: 2051-24-3		
11.542	11.540	0.002	6418361	68.2641	50	80.00- 120.00	100.00

Data File: vf465329.d

Date: 10-OCT-2011 01:40

Client ID: NH-01-C

Instrument: PESTGC9.i

Sample Info: 460-32109-A-1-D

Operator: 615

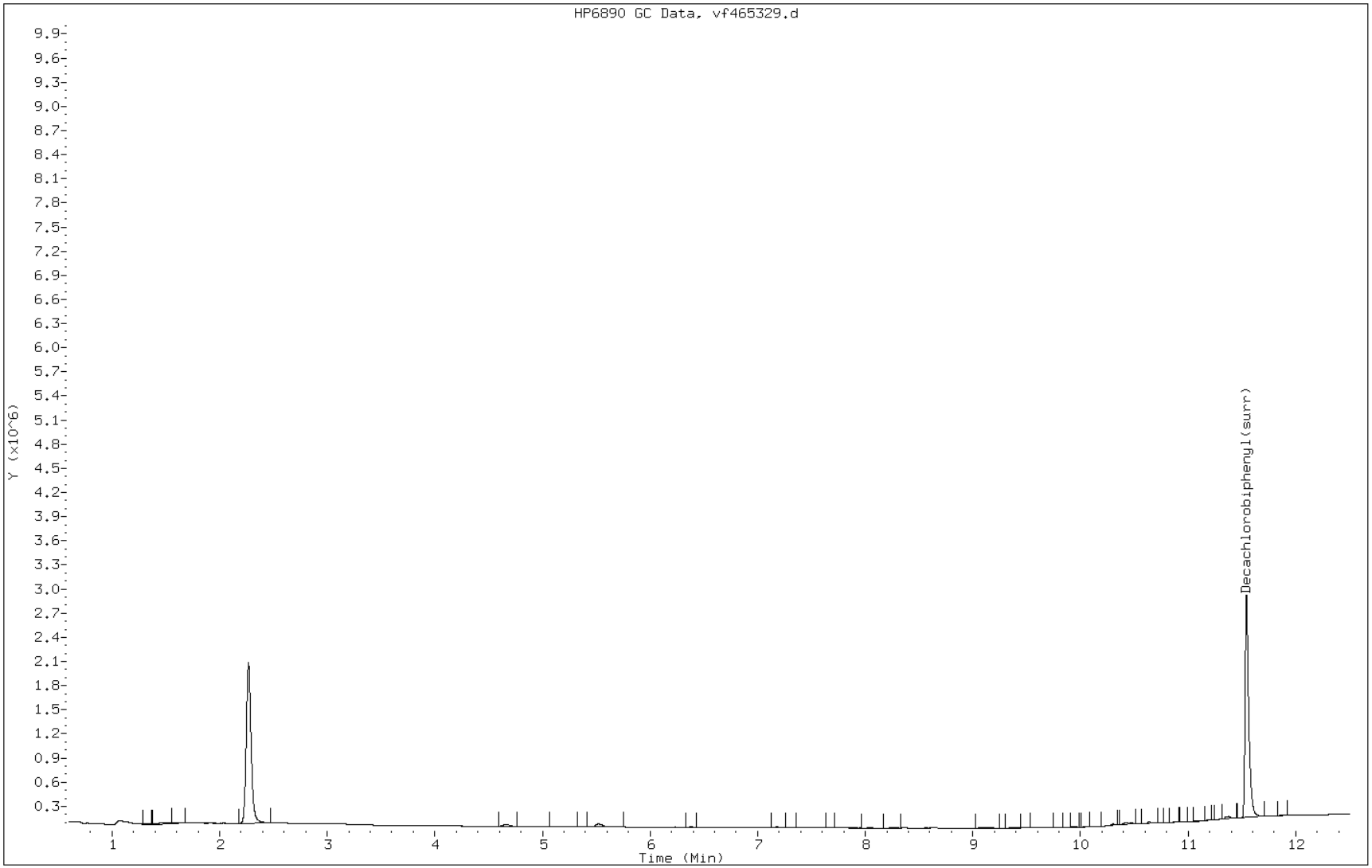

FORM I
PCBS ORGANICS ANALYSIS DATA SHEET

Lab Name: TestAmerica Edison Job No.: 460-32109-1

SDG No.:

Client Sample ID: NH-01-C Lab Sample ID: 460-32109-1

Matrix: Solid Lab File ID: vr465329.d

Analysis Method: 8082 Date Collected: 10/06/2011 14:00

Extraction Method: 3541 Date Extracted: 10/08/2011 07:13

Sample wt/vol: 15.04(g) Date Analyzed: 10/10/2011 01:40

Con. Extract Vol.: 10(mL) Dilution Factor: 1

Injection Volume: GC Column: CLP-1 ID: 0.53(mm)

% Moisture: 9.0 GPC Cleanup:(Y/N) N

Analysis Batch No.: 88935 Units: ug/Kg

CAS NO.	COMPOUND NAME	RESULT	Q	RL	MDL
12674-11-2	Aroclor 1016	73	U	73	14
11104-28-2	Aroclor 1221	73	U	73	22
11141-16-5	Aroclor 1232	73	U	73	42
53469-21-9	Aroclor 1242	73	U	73	14
12672-29-6	Aroclor 1248	73	U	73	20
11097-69-1	Aroclor 1254	73	U	73	25
11096-82-5	Aroclor 1260	73	U	73	8.2

CAS NO.	SURROGATE	%REC	Q	LIMITS
2051-24-3	DCB Decachlorobiphenyl	137		30-150

TestAmerica

GC ORGANICS QUANTITATION REPORT

Data file : /chem1/PESTGC9.i/8082/rear/Oct11/10-09-11/09oct11b.b/vr465329.d
Lab Smp Id: 460-32109-A-1-D Client Smp ID: NH-01-C
Inj Date : 10-OCT-2011 01:40
Operator : 615 Inst ID: PESTGC9.i
Smp Info : 460-32109-A-1-D
Misc Info : 460-32109-A-1-D
Comment :
Method : /chem1/PESTGC9.i/8082/rear/Oct11/10-09-11/09oct11b.b/08Vr8082.m
Meth Date : 10-Oct-2011 13:45 shanthi Quant Type: ESTD
Cal Date : 29-SEP-2011 15:10 Cal File: vr464924.d
Als bottle: 62
Dil Factor: 1.00000
Integrator: Falcon Compound Sublist: AllPCB.sub
Target Version: 3.50 Sample Matrix: SOLID
Processing Host: hpd3

Concentration Formula: Amt * DF * Vt/(Ws*(100-M)/100) * CpndVariable

Name	Value	Description
DF	1.00000	Dilution Factor
Vt	10.00000	Volume of final extract (mL)
Ws	15.04000	Weight of sample extracted (g)
M	9.00693	% Moisture

Cpnd Variable Local Compound Variable

				CONCENTRATIONS ON-COL	CONCENTRATIONS FINAL		
RT	EXP RT	DLT RT	RESPONSE	(ug/L)	(ug/kg)	TARGET RANGE	RATIO
$ 30 Decachlorobiphenyl(surr)					CAS #: 2051-24-3		
10.630	10.631	-0.001	10184499	68.3227	50	80.00- 120.00	100.00

Data File: vr465329.d

Date: 10-OCT-2011 01:40

Client ID: NH-01-C

Instrument: PESTGC9.i

Sample Info: 460-32109-A-1-D

Operator: 615

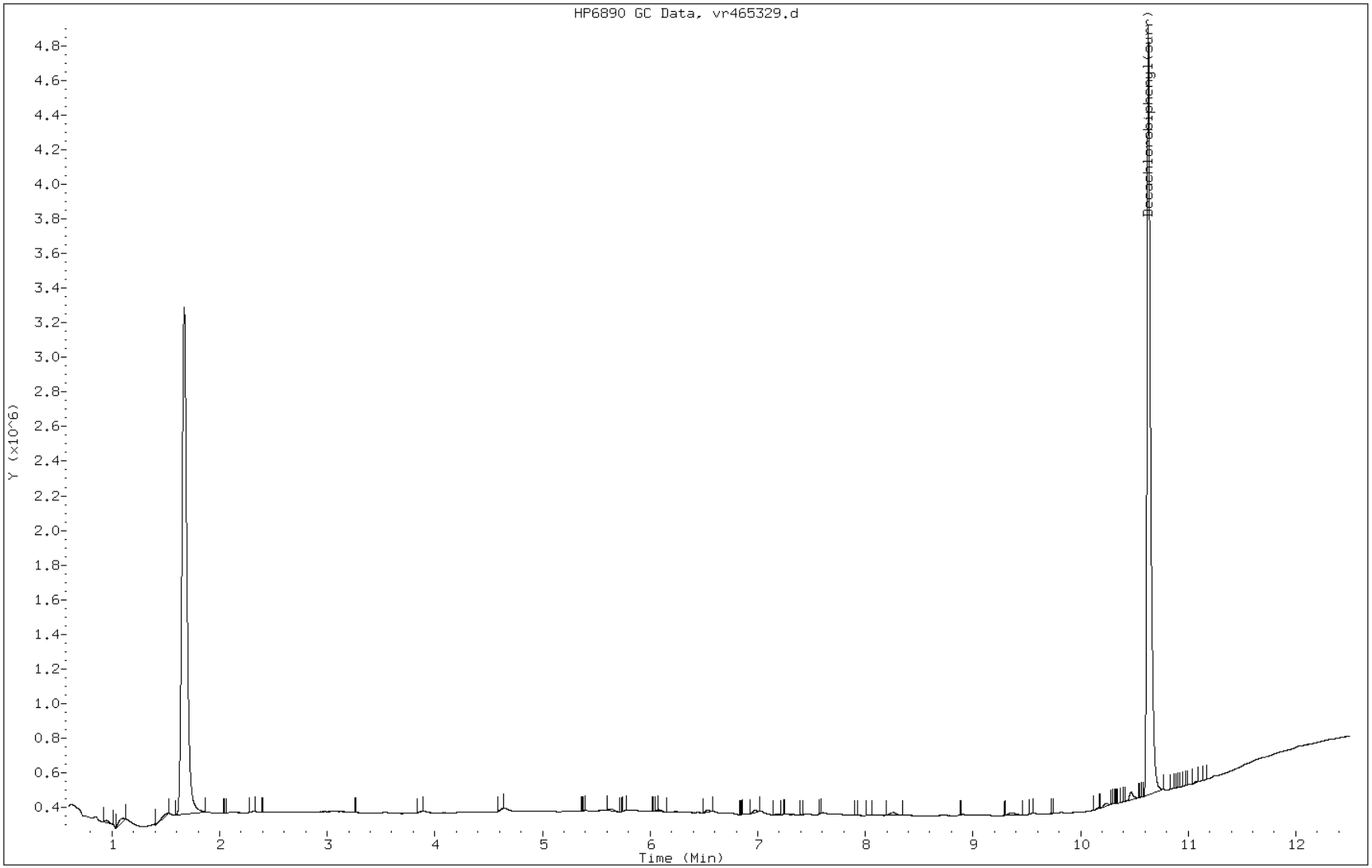

FORM VI
PCBS INITIAL CALIBRATION DATA
EXTERNAL STANDARD RETENTION TIME SUMMARY

Lab Name: TestAmerica Edison Job No.: 460-32109-1 Analy Batch No.: 87766

SDG No.:

Instrument ID: PESTGC9 GC Column: CLP-2 ID: 0.53(mm) Heated Purge: (Y/N) N

Calibration Start Date: 09/29/2011 12:19 Calibration End Date: 09/29/2011 13:21 Calibration ID: 12475

Calibration Files:

LEVEL:	LAB SAMPLE ID:	LAB FILE ID:
Level 1	IC 460-87766/6	vf464913.d
Level 2	IC 460-87766/7	vf464914.d
Level 3	IC 460-87766/8	vf464915.d
Level 4	IC 460-87766/9	vf464916.d
Level 5	IC 460-87766/10	vf464917.d

ANALYTE	LVL 1	LVL 2	LVL 3	LVL 4	LVL 5						RT WINDOW	AVG RT
PCB-1016 Peak 1	2.968	2.966	2.965	2.963	2.967						2.895 - 3.035	2.966
PCB-1016 Peak 2	3.656	3.652	3.652	3.649	3.655						3.582 - 3.722	3.653
PCB-1016 Peak 3	4.101	4.097	4.097	4.094	4.098						4.027 - 4.167	4.097
PCB-1016 Peak 4	4.501	4.499	4.497	4.495	4.499						4.427 - 4.567	4.498
PCB-1016 Peak 5	4.746	4.744	4.742	4.741	4.744						4.672 - 4.812	4.744
PCB-1016 Peak 6	5.183	5.181	5.179	5.179	5.182						5.109 - 5.249	5.181
PCB-1016 Peak 7	5.571	5.569	5.567	5.567	5.570						5.497 - 5.637	5.569
PCB-1016 Peak 8	5.781	5.779	5.778	5.778	5.780						5.708 - 5.848	5.779
PCB-1260 Peak 1	7.487	7.487	7.484	7.484	7.485						7.414 - 7.554	7.486
PCB-1260 Peak 2	7.804	7.801	7.798	7.799	7.800						7.728 - 7.868	7.801
PCB-1260 Peak 3	8.274	8.272	8.267	8.267	8.267						8.197 - 8.337	8.269
PCB-1260 Peak 4	9.391	9.391	9.386	9.388	9.388						9.316 - 9.456	9.389
PCB-1260 Peak 5	9.511	9.510	9.506	9.507	9.507						9.436 - 9.576	9.508
PCB-1260 Peak 6	9.952	9.951	9.948	9.949	9.950						9.878 - 10.018	9.950
PCB-1260 Peak 7	10.648	10.648	10.647	10.645	10.645						10.577 - 10.717	10.647
PCB-1260 Peak 8	11.116	11.116	11.118	11.114	11.114						11.048 - 11.188	11.116
DCB Decachlorobiphenyl	11.551	11.549	11.554	11.548	11.545						11.454 - 11.654	11.549

FORM VI
PCBS INITIAL CALIBRATION DATA
EXTERNAL STANDARD CURVE EVALUTION

Lab Name: TestAmerica Edison Job No.: 460-32109-1 Analy Batch No.: 87766

SDG No.:

Instrument ID: PESTGC9 GC Column: CLP-2 ID: 0.53(mm) Heated Purge: (Y/N) N

Calibration Start Date: 09/29/2011 12:19 Calibration End Date: 09/29/2011 13:21 Calibration ID: 12475

Calibration Files:

LEVEL:	LAB SAMPLE ID:	LAB FILE ID:
Level 1	IC 460-87766/6	vf464913.d
Level 2	IC 460-87766/7	vf464914.d
Level 3	IC 460-87766/8	vf464915.d
Level 4	IC 460-87766/9	vf464916.d
Level 5	IC 460-87766/10	vf464917.d

ANALYTE	CF				CURVE TYPE	COEFFICIENT			#	MIN CF	%RSD	#	MAX %RSD	R^2 OR COD	#	MIN R^2 OR COD
	LVL 1 LVL 5	LVL 2	LVL 3	LVL 4		B	M1	M2								
PCB-1016 Peak 1	2538.0 2183.2	2640.6	2436.3	2428.9	Ave		2445.38841				7.0		20.0			
PCB-1016 Peak 2	4575.9 4760.6	5765.1	5269.0	5108.4	Ave		5095.79155				9.1		20.0			
PCB-1016 Peak 3	2015.6 2116.0	2493.4	2314.6	2253.6	Ave		2238.62841				8.2		20.0			
PCB-1016 Peak 4	10497 9092.1	11191	10001	9776.9	Ave		10111.6956				7.8		20.0			
PCB-1016 Peak 5	4312.3 4236.8	5263.5	4691.5	4561.1	Ave		4613.03639				8.8		20.0			
PCB-1016 Peak 6	3011.0 2456.2	3151.2	2746.8	2659.5	Ave		2804.95456				9.9		20.0			
PCB-1016 Peak 7	3563.1 2869.2	3602.1	3228.3	3214.2	Ave		3295.35624				9.1		20.0			
PCB-1016 Peak 8	3665.6 3145.3	3664.3	3280.1	3398.0	Ave		3430.64316				6.8		20.0			
PCB-1260 Peak 1	3942.7 3371.9	3949.7	3904.1	3595.3	Ave		3752.73553				6.9		20.0			
PCB-1260 Peak 2	8119.6 6716.3	7989.1	7699.4	7150.5	Ave		7534.95217				7.8		20.0			
PCB-1260 Peak 3	9388.0 8164.0	9276.0	9268.1	8668.5	Ave		8952.90855				5.8		20.0			
PCB-1260 Peak 4	6452.1 5919.6	7071.1	6803.4	6325.9	Ave		6514.44595				6.8		20.0			
PCB-1260 Peak 5	3309.1 3317.8	3822.4	3724.9	3499.2	Ave		3534.67944				6.6		20.0			
PCB-1260 Peak 6	5499.9 5485.1	6236.4	6159.1	5826.7	Ave		5841.43645				6.1		20.0			
PCB-1260 Peak 7	7211.1 6685.0	7799.7	7708.7	7248.2	Ave		7330.54127				6.1		20.0			

Note: The m1 coefficient is the same as Ave CF for an Ave curve type.

FORM VI
PCBS INITIAL CALIBRATION DATA
EXTERNAL STANDARD CURVE EVALUTION

Lab Name: TestAmerica Edison Job No.: 460-32109-1 Analy Batch No.: 87766

SDG No.:

Instrument ID: PESTGC9 GC Column: CLP-2 ID: 0.53(mm) Heated Purge: (Y/N) N

Calibration Start Date: 09/29/2011 12:19 Calibration End Date: 09/29/2011 13:21 Calibration ID: 12475

ANALYTE	CF				CURVE TYPE	COEFFICIENT			#	MIN CF	%RSD	#	MAX %RSD	R^2 OR COD	#	MIN R^2 OR COD
	LVL 1 LVL 5	LVL 2	LVL 3	LVL 4		B	M1	M2								
PCB-1260 Peak 8	3302.2 2894.4	3246.7	3253.1	2970.3	Ave		3133.32176				6.0		20.0			
DCB Decachlorobiphenyl	95172 84171	106040	94418	90312	Ave		94022.5470				8.5		20.0			

Note: The m1 coefficient is the same as Ave CF for an Ave curve type.

FORM VI
PCBS INITIAL CALIBRATION DATA
EXTERNAL STANDARD RESPONSE AND CONCENTRATION

Lab Name: TestAmerica Edison Job No.: 460-32109-1 Analy Batch No.: 87766

SDG No.:

Instrument ID: PESTGC9 GC Column: CLP-2 ID: 0.53(mm) Heated Purge: (Y/N) N

Calibration Start Date: 09/29/2011 12:19 Calibration End Date: 09/29/2011 13:21 Calibration ID: 12475

Calibration Files:

LEVEL:	LAB SAMPLE ID:	LAB FILE ID:
Level 1	IC 460-87766/6	vf464913.d
Level 2	IC 460-87766/7	vf464914.d
Level 3	IC 460-87766/8	vf464915.d
Level 4	IC 460-87766/9	vf464916.d
Level 5	IC 460-87766/10	vf464917.d

ANALYTE	CURVE TYPE	RESPONSE					CONCENTRATION (UG/L)				
		LVL 1	LVL 2	LVL 3	LVL 4	LVL 5	LVL 1	LVL 2	LVL 3	LVL 4	LVL 5
PCB-1016 Peak 1	Ave	253802	1320281	2436325	3643306	5457911	100	500	1000	1500	2500
PCB-1016 Peak 2	Ave	457590	2882559	5268996	7662560	11901426	100	500	1000	1500	2500
PCB-1016 Peak 3	Ave	201560	1246712	2314551	3380425	5289876	100	500	1000	1500	2500
PCB-1016 Peak 4	Ave	1049718	5595732	10000889	14665308	22730183	100	500	1000	1500	2500
PCB-1016 Peak 5	Ave	431225	2631742	4691489	6841685	10592089	100	500	1000	1500	2500
PCB-1016 Peak 6	Ave	301102	1575613	2746808	3989229	6140582	100	500	1000	1500	2500
PCB-1016 Peak 7	Ave	356309	1801050	3228284	4821231	7172883	100	500	1000	1500	2500
PCB-1016 Peak 8	Ave	366556	1832152	3280083	5096946	7863262	100	500	1000	1500	2500
PCB-1260 Peak 1	Ave	394273	1974852	3904093	5392915	8429685	100	500	1000	1500	2500
PCB-1260 Peak 2	Ave	811962	3994525	7699351	10725679	16790718	100	500	1000	1500	2500
PCB-1260 Peak 3	Ave	938801	4638010	9268093	13002701	20409881	100	500	1000	1500	2500
PCB-1260 Peak 4	Ave	645213	3535538	6803444	9488921	14799081	100	500	1000	1500	2500
PCB-1260 Peak 5	Ave	330913	1911206	3724916	5248758	8294418	100	500	1000	1500	2500
PCB-1260 Peak 6	Ave	549989	3118215	6159056	8740078	13712719	100	500	1000	1500	2500
PCB-1260 Peak 7	Ave	721107	3899851	7708745	10872314	16712450	100	500	1000	1500	2500
PCB-1260 Peak 8	Ave	330215	1623331	3253106	4455405	7236052	100	500	1000	1500	2500
DCB Decachlorobiphenyl	Ave	2379304	5301997	9441793	13546740	16834221	25.0	50.0	100	150	200

Curve Type Legend:
Ave = Average

FORM VI
PCBS INITIAL CALIBRATION DATA
EXTERNAL STANDARD RETENTION TIME SUMMARY

Lab Name: TestAmerica Edison Job No.: 460-32109-1 Analy Batch No.: 87766

SDG No.:

Instrument ID: PESTGC9 GC Column: CLP-1 ID: 0.53(mm) Heated Purge: (Y/N) N

Calibration Start Date: 09/29/2011 12:19 Calibration End Date: 09/29/2011 13:21 Calibration ID: 12467

Calibration Files:

LEVEL:	LAB SAMPLE ID:	LAB FILE ID:
Level 1	IC 460-87766/6	vr464913.d
Level 2	IC 460-87766/7	vr464914.d
Level 3	IC 460-87766/8	vr464915.d
Level 4	IC 460-87766/9	vr464916.d
Level 5	IC 460-87766/10	vr464917.d

ANALYTE	LVL 1	LVL 2	LVL 3	LVL 4	LVL 5						RT WINDOW	AVG RT
PCB-1016 Peak 1	2.097	2.096	2.095	2.094	2.095						2.025 - 2.165	2.096
PCB-1016 Peak 2	2.536	2.534	2.534	2.534	2.535						2.464 - 2.604	2.535
PCB-1016 Peak 3	2.788	2.786	2.785	2.784	2.785						2.715 - 2.855	2.786
PCB-1016 Peak 4	3.148	3.143	3.142	3.139	3.142						3.072 - 3.212	3.143
PCB-1016 Peak 5	3.352	3.347	3.345	3.342	3.345						3.275 - 3.415	3.346
PCB-1016 Peak 6	3.696	3.696	3.696	3.694	3.698						3.626 - 3.766	3.696
PCB-1016 Peak 7	4.059	4.055	4.054	4.054	4.056						3.984 - 4.124	4.056
PCB-1016 Peak 8	4.214	4.206	4.202	4.202	4.205						4.132 - 4.272	4.206
PCB-1260 Peak 1	6.094	6.091	6.089	6.089	6.090						6.019 - 6.159	6.091
PCB-1260 Peak 2	6.551	6.546	6.543	6.543	6.542						6.473 - 6.613	6.545
PCB-1260 Peak 3	7.000	6.992	6.988	6.989	6.987						6.918 - 7.058	6.991
PCB-1260 Peak 4	7.190	7.187	7.185	7.186	7.185						7.115 - 7.255	7.187
PCB-1260 Peak 5	7.628	7.626	7.623	7.624	7.624						7.553 - 7.693	7.625
PCB-1260 Peak 6	8.940	8.935	8.928	8.928	8.925						8.858 - 8.998	8.931
PCB-1260 Peak 7	9.151	9.148	9.145	9.146	9.145						9.075 - 9.215	9.147
PCB-1260 Peak 8	10.184	10.181	10.179	10.179	10.178						10.109 - 10.249	10.180
DCB Decachlorobiphenyl	10.638	10.637	10.637	10.637	10.636						10.537 - 10.737	10.637

FORM VI
PCBS INITIAL CALIBRATION DATA
EXTERNAL STANDARD CURVE EVALUTION

Lab Name: TestAmerica Edison Job No.: 460-32109-1 Analy Batch No.: 87766

SDG No.:

Instrument ID: PESTGC9 GC Column: CLP-1 ID: 0.53(mm) Heated Purge: (Y/N) N

Calibration Start Date: 09/29/2011 12:19 Calibration End Date: 09/29/2011 13:21 Calibration ID: 12467

Calibration Files:

LEVEL:	LAB SAMPLE ID:	LAB FILE ID:
Level 1	IC 460-87766/6	vr464913.d
Level 2	IC 460-87766/7	vr464914.d
Level 3	IC 460-87766/8	vr464915.d
Level 4	IC 460-87766/9	vr464916.d
Level 5	IC 460-87766/10	vr464917.d

ANALYTE	CF				CURVE TYPE	COEFFICIENT			#	MIN CF	%RSD	#	MAX %RSD	R^2 OR COD	#	MIN R^2 OR COD
	LVL 1 LVL 5	LVL 2	LVL 3	LVL 4		B	M1	M2								
PCB-1016 Peak 1	4262.0 3386.4	4322.1	4079.1	3951.2	Ave		4000.17047				9.3		20.0			
PCB-1016 Peak 2	7657.9 6760.0	8234.3	7547.5	7387.8	Ave		7517.51035				7.1		20.0			
PCB-1016 Peak 3	4122.8 4860.6	5487.3	5423.2	5571.4	Ave		5093.05936				12.0		20.0			
PCB-1016 Peak 4	14993 14249	17077	15832	15675	Ave		15565.1410				6.8		20.0			
PCB-1016 Peak 5	5221.0 5774.6	6877.9	6408.7	6419.9	Ave		6140.43536				10.5		20.0			
PCB-1016 Peak 6	6952.9 6441.5	7448.9	7130.5	6617.8	Ave		6918.33145				5.8		20.0			
PCB-1016 Peak 7	5816.3 5782.2	6511.3	6170.7	6127.7	Ave		6081.62184				4.9		20.0			
PCB-1016 Peak 8	2429.6 2998.1	3223.6	2976.1	2979.2	Ave		2921.31181				10.1		20.0			
PCB-1260 Peak 1	10624 8781.9	11002	9976.4	9644.9	Ave		10005.7368				8.7		20.0			
PCB-1260 Peak 2	20213 16201	19821	19217	17866	Ave		18663.5302				8.8		20.0			
PCB-1260 Peak 3	16321 14810	16911	17442	16435	Ave		16383.8043				6.0		20.0			
PCB-1260 Peak 4	9708.1 8337.3	10323	10132	9349.9	Ave		9570.06953				8.2		20.0			
PCB-1260 Peak 5	7707.7 7295.8	8271.7	8614.6	8226.1	Ave		8023.17341				6.5		20.0			
PCB-1260 Peak 6	6957.9 9148.9	8361.3	9212.5	9421.0	Ave		8620.33703				11.7		20.0			
PCB-1260 Peak 7	5662.4 6786.1	7884.6	7850.2	7388.8	Ave		7114.43532				13.0		20.0			

Note: The m1 coefficient is the same as Ave CF for an Ave curve type.

FORM VI
PCBS INITIAL CALIBRATION DATA
EXTERNAL STANDARD CURVE EVALUTION

Lab Name: TestAmerica Edison Job No.: 460-32109-1 Analy Batch No.: 87766

SDG No.:

Instrument ID: PESTGC9 GC Column: CLP-1 ID: 0.53(mm) Heated Purge: (Y/N) N

Calibration Start Date: 09/29/2011 12:19 Calibration End Date: 09/29/2011 13:21 Calibration ID: 12467

ANALYTE	CF				CURVE TYPE	COEFFICIENT			#	MIN CF	%RSD	#	MAX %RSD	R^2 OR COD	#	MIN R^2 OR COD
	LVL 1 LVL 5	LVL 2	LVL 3	LVL 4		B	M1	M2								
PCB-1260 Peak 8	4247.6 5292.4	5552.1	5551.2	5410.6	Ave		5210.77188				10.5		20.0			
DCB Decachlorobiphenyl	150864 134526	165782	151164	142988	Ave		149064.544				7.8		20.0			

Note: The m1 coefficient is the same as Ave CF for an Ave curve type.

FORM VI
PCBS INITIAL CALIBRATION DATA
EXTERNAL STANDARD RESPONSE AND CONCENTRATION

Lab Name: TestAmerica Edison Job No.: 460-32109-1 Analy Batch No.: 87766

SDG No.:

Instrument ID: PESTGC9 GC Column: CLP-1 ID: 0.53(mm) Heated Purge: (Y/N) N

Calibration Start Date: 09/29/2011 12:19 Calibration End Date: 09/29/2011 13:21 Calibration ID: 12467

Calibration Files:

LEVEL:	LAB SAMPLE ID:	LAB FILE ID:
Level 1	IC 460-87766/6	vr464913.d
Level 2	IC 460-87766/7	vr464914.d
Level 3	IC 460-87766/8	vr464915.d
Level 4	IC 460-87766/9	vr464916.d
Level 5	IC 460-87766/10	vr464917.d

ANALYTE	CURVE TYPE	RESPONSE					CONCENTRATION (UG/L)				
		LVL 1	LVL 2	LVL 3	LVL 4	LVL 5	LVL 1	LVL 2	LVL 3	LVL 4	LVL 5
PCB-1016 Peak 1	Ave	426201	2161074	4079085	5926763	8466085	100	500	1000	1500	2500
PCB-1016 Peak 2	Ave	765790	4117174	7547518	11081657	16900036	100	500	1000	1500	2500
PCB-1016 Peak 3	Ave	412282	2743645	5423204	8357121	12151422	100	500	1000	1500	2500
PCB-1016 Peak 4	Ave	1499250	8538681	15832256	23511879	35622503	100	500	1000	1500	2500
PCB-1016 Peak 5	Ave	522104	3438948	6408680	9629883	14436597	100	500	1000	1500	2500
PCB-1016 Peak 6	Ave	695285	3724452	7130543	9926740	16103834	100	500	1000	1500	2500
PCB-1016 Peak 7	Ave	581630	3255658	6170652	9191496	14455443	100	500	1000	1500	2500
PCB-1016 Peak 8	Ave	242958	1611778	2976068	4468834	7495331	100	500	1000	1500	2500
PCB-1260 Peak 1	Ave	1062376	5500895	9976383	14467317	21954682	100	500	1000	1500	2500
PCB-1260 Peak 2	Ave	2021348	9910339	19216631	26799494	40501332	100	500	1000	1500	2500
PCB-1260 Peak 3	Ave	1632138	8455392	17442154	24652031	37025040	100	500	1000	1500	2500
PCB-1260 Peak 4	Ave	970812	5161327	10132385	14024872	20843185	100	500	1000	1500	2500
PCB-1260 Peak 5	Ave	770766	4135859	8614616	12339136	18239456	100	500	1000	1500	2500
PCB-1260 Peak 6	Ave	695787	4180662	9212549	14131571	22872237	100	500	1000	1500	2500
PCB-1260 Peak 7	Ave	566239	3942323	7850239	11083269	16965139	100	500	1000	1500	2500
PCB-1260 Peak 8	Ave	424755	2776044	5551213	8115948	13230941	100	500	1000	1500	2500
DCB Decachlorobiphenyl	Ave	3771602	8289087	15116355	21448134	26905158	25.0	50.0	100	150	200

Curve Type Legend:
Ave = Average

FORM VI
PCBS INITIAL CALIBRATION DATA
EXTERNAL STANDARD RETENTION TIME SUMMARY

Lab Name: TestAmerica Edison Job No.: 460-32109-1 Analy Batch No.: 87766

SDG No.:

Instrument ID: PESTGC9 GC Column: CLP-2 ID: 0.53(mm) Heated Purge: (Y/N) N

Calibration Start Date: 09/29/2011 13:37 Calibration End Date: 09/29/2011 13:37 Calibration ID: 12476

Calibration Files:

LEVEL:	LAB SAMPLE ID:	LAB FILE ID:
Level 1	IC 460-87766/11	vf464918.d

ANALYTE	LVL 1										RT WINDOW	AVG RT
PCB-1221 Peak 1	1.665										1.595 - 1.735	1.665
PCB-1221 Peak 2	2.137										2.067 - 2.207	2.137
PCB-1221 Peak 3	2.675										2.605 - 2.745	2.675
PCB-1221 Peak 4	2.876										2.806 - 2.946	2.876
PCB-1221 Peak 5	2.965										2.895 - 3.035	2.965
PCB-1221 Peak 6	3.645										3.575 - 3.715	3.645
PCB-1221 Peak 7	3.761										3.691 - 3.831	3.761
PCB-1221 Peak 8	4.500										4.430 - 4.570	4.500

FORM VI
PCBS INITIAL CALIBRATION DATA
EXTERNAL STANDARD CURVE EVALUTION

Lab Name: TestAmerica Edison Job No.: 460-32109-1 Analy Batch No.: 87766

SDG No.:

Instrument ID: PESTGC9 GC Column: CLP-2 ID: 0.53(mm) Heated Purge: (Y/N) N

Calibration Start Date: 09/29/2011 13:37 Calibration End Date: 09/29/2011 13:37 Calibration ID: 12476

Calibration Files:

LEVEL:	LAB SAMPLE ID:	LAB FILE ID:
Level 1	IC 460-87766/11	vf464918.d

ANALYTE	CF				CURVE TYPE	COEFFICIENT			#	MIN CF	%RSD	#	MAX %RSD	R^2 OR COD	#	MIN R^2 OR COD
	LVL 1					B	M1	M2								
PCB-1221 Peak 1	1207.0				Ave		1207.02500						20.0			
PCB-1221 Peak 2	281.16				Ave		281.162000						20.0			
PCB-1221 Peak 3	1451.2				Ave		1451.18300						20.0			
PCB-1221 Peak 4	980.70				Ave		980.695000						20.0			
PCB-1221 Peak 5	3852.2				Ave		3852.16000						20.0			
PCB-1221 Peak 6	613.97				Ave		613.965000						20.0			
PCB-1221 Peak 7	725.27				Ave		725.266000						20.0			
PCB-1221 Peak 8	639.53				Ave		639.534000						20.0			

Note: The m1 coefficient is the same as Ave CF for an Ave curve type.

FORM VI
PCBS INITIAL CALIBRATION DATA
EXTERNAL STANDARD RESPONSE AND CONCENTRATION

Lab Name: TestAmerica Edison Job No.: 460-32109-1 Analy Batch No.: 87766

SDG No.:

Instrument ID: PESTGC9 GC Column: CLP-2 ID: 0.53(mm) Heated Purge: (Y/N) N

Calibration Start Date: 09/29/2011 13:37 Calibration End Date: 09/29/2011 13:37 Calibration ID: 12476

Calibration Files:

LEVEL:	LAB SAMPLE ID:	LAB FILE ID:
Level 1	IC 460-87766/11	vf464918.d

ANALYTE	CURVE TYPE	RESPONSE					CONCENTRATION (UG/L)				
		LVL 1					LVL 1				
PCB-1221 Peak 1	Ave	1207025					1000				
PCB-1221 Peak 2	Ave	281162					1000				
PCB-1221 Peak 3	Ave	1451183					1000				
PCB-1221 Peak 4	Ave	980695					1000				
PCB-1221 Peak 5	Ave	3852160					1000				
PCB-1221 Peak 6	Ave	613965					1000				
PCB-1221 Peak 7	Ave	725266					1000				
PCB-1221 Peak 8	Ave	639534					1000				

Curve Type Legend:

Ave = Average

FORM VI
PCBS INITIAL CALIBRATION DATA
EXTERNAL STANDARD RETENTION TIME SUMMARY

Lab Name: TestAmerica Edison Job No.: 460-32109-1 Analy Batch No.: 87766

SDG No.:

Instrument ID: PESTGC9 GC Column: CLP-1 ID: 0.53(mm) Heated Purge: (Y/N) N

Calibration Start Date: 09/29/2011 13:37 Calibration End Date: 09/29/2011 13:37 Calibration ID: 12468

Calibration Files:

LEVEL:	LAB SAMPLE ID:	LAB FILE ID:
Level 1	IC 460-87766/11	vr464918.d

ANALYTE	LVL 1										RT WINDOW	AVG RT
PCB-1221 Peak 1	1.124										1.054 - 1.194	1.124
PCB-1221 Peak 2	1.525										1.455 - 1.595	1.525
PCB-1221 Peak 3	1.871										1.801 - 1.941	1.871
PCB-1221 Peak 4	2.093										2.023 - 2.163	2.093
PCB-1221 Peak 5	2.535										2.465 - 2.605	2.535
PCB-1221 Peak 6	2.780										2.710 - 2.850	2.780
PCB-1221 Peak 7	3.146										3.076 - 3.216	3.146
PCB-1221 Peak 8	3.344										3.274 - 3.414	3.344

FORM VI
PCBS INITIAL CALIBRATION DATA
EXTERNAL STANDARD CURVE EVALUTION

Lab Name: TestAmerica Edison Job No.: 460-32109-1 Analy Batch No.: 87766

SDG No.:

Instrument ID: PESTGC9 GC Column: CLP-1 ID: 0.53(mm) Heated Purge: (Y/N) N

Calibration Start Date: 09/29/2011 13:37 Calibration End Date: 09/29/2011 13:37 Calibration ID: 12468

Calibration Files:

LEVEL:	LAB SAMPLE ID:	LAB FILE ID:
Level 1	IC 460-87766/11	vr464918.d

ANALYTE	CF				CURVE TYPE	COEFFICIENT			#	MIN CF	%RSD	#	MAX %RSD	R^2 OR COD	#	MIN R^2 OR COD
	LVL 1					B	M1	M2								
PCB-1221 Peak 1	1953.6				Ave		1953.58100						20.0			
PCB-1221 Peak 2	714.29				Ave		714.287000						20.0			
PCB-1221 Peak 3	2409.2				Ave		2409.22500						20.0			
PCB-1221 Peak 4	6801.0				Ave		6800.96400						20.0			
PCB-1221 Peak 5	496.66				Ave		496.656000						20.0			
PCB-1221 Peak 6	543.68				Ave		543.682000						20.0			
PCB-1221 Peak 7	912.80				Ave		912.798000						20.0			
PCB-1221 Peak 8	300.53				Ave		300.529000						20.0			

Note: The m1 coefficient is the same as Ave CF for an Ave curve type.

FORM VI
PCBS INITIAL CALIBRATION DATA
EXTERNAL STANDARD RESPONSE AND CONCENTRATION

Lab Name: TestAmerica Edison Job No.: 460-32109-1 Analy Batch No.: 87766

SDG No.:

Instrument ID: PESTGC9 GC Column: CLP-1 ID: 0.53(mm) Heated Purge: (Y/N) N

Calibration Start Date: 09/29/2011 13:37 Calibration End Date: 09/29/2011 13:37 Calibration ID: 12468

Calibration Files:

LEVEL:	LAB SAMPLE ID:	LAB FILE ID:
Level 1	IC 460-87766/11	vr464918.d

ANALYTE	CURVE TYPE	RESPONSE					CONCENTRATION (UG/L)				
		LVL 1					LVL 1				
PCB-1221 Peak 1	Ave	1953581					1000				
PCB-1221 Peak 2	Ave	714287					1000				
PCB-1221 Peak 3	Ave	2409225					1000				
PCB-1221 Peak 4	Ave	6800964					1000				
PCB-1221 Peak 5	Ave	496656					1000				
PCB-1221 Peak 6	Ave	543682					1000				
PCB-1221 Peak 7	Ave	912798					1000				
PCB-1221 Peak 8	Ave	300529					1000				

Curve Type Legend:

Ave = Average

FORM VI
PCBS INITIAL CALIBRATION DATA
EXTERNAL STANDARD RETENTION TIME SUMMARY

Lab Name: TestAmerica Edison Job No.: 460-32109-1 Analy Batch No.: 87766

SDG No.:

Instrument ID: PESTGC9 GC Column: CLP-2 ID: 0.53(mm) Heated Purge: (Y/N) N

Calibration Start Date: 09/29/2011 13:53 Calibration End Date: 09/29/2011 13:53 Calibration ID: 12477

Calibration Files:

LEVEL:	LAB SAMPLE ID:	LAB FILE ID:
Level 1	IC 460-87766/12	vf464919.d

ANALYTE	LVL 1										RT WINDOW	AVG RT
PCB-1232 Peak 1	2.964										2.894 - 3.034	2.964
PCB-1232 Peak 2	3.649										3.579 - 3.719	3.649
PCB-1232 Peak 3	4.095										4.025 - 4.165	4.095
PCB-1232 Peak 4	4.498										4.428 - 4.568	4.498
PCB-1232 Peak 5	4.742										4.672 - 4.812	4.742
PCB-1232 Peak 6	4.924										4.854 - 4.994	4.924
PCB-1232 Peak 7	5.569										5.499 - 5.639	5.569
PCB-1232 Peak 8	5.779										5.709 - 5.849	5.779

FORM VI
PCBS INITIAL CALIBRATION DATA
EXTERNAL STANDARD CURVE EVALUTION

Lab Name: TestAmerica Edison Job No.: 460-32109-1 Analy Batch No.: 87766

SDG No.:

Instrument ID: PESTGC9 GC Column: CLP-2 ID: 0.53(mm) Heated Purge: (Y/N) N

Calibration Start Date: 09/29/2011 13:53 Calibration End Date: 09/29/2011 13:53 Calibration ID: 12477

Calibration Files:

LEVEL:	LAB SAMPLE ID:	LAB FILE ID:
Level 1	IC 460-87766/12	vf464919.d

ANALYTE	CF				CURVE TYPE	COEFFICIENT			#	MIN CF	%RSD	#	MAX %RSD	R^2 OR COD	#	MIN R^2 OR COD
	LVL 1					B	M1	M2								
PCB-1232 Peak 1	2487.6				Ave		2487.57100						20.0			
PCB-1232 Peak 2	2341.8				Ave		2341.82700						20.0			
PCB-1232 Peak 3	1072.3				Ave		1072.25100						20.0			
PCB-1232 Peak 4	4676.0				Ave		4675.99100						20.0			
PCB-1232 Peak 5	2185.4				Ave		2185.37000						20.0			
PCB-1232 Peak 6	1612.9				Ave		1612.90200						20.0			
PCB-1232 Peak 7	1683.7				Ave		1683.69600						20.0			
PCB-1232 Peak 8	1866.0				Ave		1865.99400						20.0			

Note: The m1 coefficient is the same as Ave CF for an Ave curve type.

FORM VI
PCBS INITIAL CALIBRATION DATA
EXTERNAL STANDARD RESPONSE AND CONCENTRATION

Lab Name: TestAmerica Edison Job No.: 460-32109-1 Analy Batch No.: 87766

SDG No.:

Instrument ID: PESTGC9 GC Column: CLP-2 ID: 0.53(mm) Heated Purge: (Y/N) N

Calibration Start Date: 09/29/2011 13:53 Calibration End Date: 09/29/2011 13:53 Calibration ID: 12477

Calibration Files:

LEVEL:	LAB SAMPLE ID:	LAB FILE ID:
Level 1	IC 460-87766/12	vf464919.d

ANALYTE	CURVE TYPE	RESPONSE					CONCENTRATION (UG/L)				
		LVL 1					LVL 1				
PCB-1232 Peak 1	Ave	2487571					1000				
PCB-1232 Peak 2	Ave	2341827					1000				
PCB-1232 Peak 3	Ave	1072251					1000				
PCB-1232 Peak 4	Ave	4675991					1000				
PCB-1232 Peak 5	Ave	2185370					1000				
PCB-1232 Peak 6	Ave	1612902					1000				
PCB-1232 Peak 7	Ave	1683696					1000				
PCB-1232 Peak 8	Ave	1865994					1000				

Curve Type Legend:

Ave = Average

FORM VI
PCBS INITIAL CALIBRATION DATA
EXTERNAL STANDARD RETENTION TIME SUMMARY

Lab Name: TestAmerica Edison Job No.: 460-32109-1 Analy Batch No.: 87766

SDG No.:

Instrument ID: PESTGC9 GC Column: CLP-1 ID: 0.53(mm) Heated Purge: (Y/N) N

Calibration Start Date: 09/29/2011 13:53 Calibration End Date: 09/29/2011 13:53 Calibration ID: 12469

Calibration Files:

LEVEL:	LAB SAMPLE ID:	LAB FILE ID:
Level 1	IC 460-87766/12	vr464919.d

ANALYTE	LVL 1										RT WINDOW	AVG RT
PCB-1232 Peak 1	2.094										2.024 - 2.164	2.094
PCB-1232 Peak 2	2.534										2.464 - 2.604	2.534
PCB-1232 Peak 3	2.784										2.714 - 2.854	2.784
PCB-1232 Peak 4	3.142										3.072 - 3.212	3.142
PCB-1232 Peak 5	3.347										3.277 - 3.417	3.347
PCB-1232 Peak 6	3.691										3.621 - 3.761	3.691
PCB-1232 Peak 7	4.054										3.984 - 4.124	4.054
PCB-1232 Peak 8	4.205										4.135 - 4.275	4.205

FORM VI
PCBS INITIAL CALIBRATION DATA
EXTERNAL STANDARD CURVE EVALUTION

Lab Name: TestAmerica Edison Job No.: 460-32109-1 Analy Batch No.: 87766

SDG No.:

Instrument ID: PESTGC9 GC Column: CLP-1 ID: 0.53(mm) Heated Purge: (Y/N) N

Calibration Start Date: 09/29/2011 13:53 Calibration End Date: 09/29/2011 13:53 Calibration ID: 12469

Calibration Files:

LEVEL:	LAB SAMPLE ID:	LAB FILE ID:
Level 1	IC 460-87766/12	vr464919.d

ANALYTE	CF				CURVE TYPE	COEFFICIENT			#	MIN CF	%RSD	#	MAX %RSD	R^2 OR COD	#	MIN R^2 OR COD
	LVL 1					B	M1	M2								
PCB-1232 Peak 1	4518.5				Ave		4518.50800						20.0			
PCB-1232 Peak 2	3491.8				Ave		3491.78000						20.0			
PCB-1232 Peak 3	2354.6				Ave		2354.59700						20.0			
PCB-1232 Peak 4	7091.1				Ave		7091.09700						20.0			
PCB-1232 Peak 5	2784.3				Ave		2784.28100						20.0			
PCB-1232 Peak 6	3170.7				Ave		3170.70300						20.0			
PCB-1232 Peak 7	2917.6				Ave		2917.55300						20.0			
PCB-1232 Peak 8	1398.1				Ave		1398.10500						20.0			

Note: The m1 coefficient is the same as Ave CF for an Ave curve type.

FORM VI
PCBS INITIAL CALIBRATION DATA
EXTERNAL STANDARD RESPONSE AND CONCENTRATION

Lab Name: TestAmerica Edison Job No.: 460-32109-1 Analy Batch No.: 87766

SDG No.:

Instrument ID: PESTGC9 GC Column: CLP-1 ID: 0.53(mm) Heated Purge: (Y/N) N

Calibration Start Date: 09/29/2011 13:53 Calibration End Date: 09/29/2011 13:53 Calibration ID: 12469

Calibration Files:

LEVEL:	LAB SAMPLE ID:	LAB FILE ID:
Level 1	IC 460-87766/12	vr464919.d

ANALYTE	CURVE TYPE	RESPONSE					CONCENTRATION (UG/L)				
		LVL 1					LVL 1				
PCB-1232 Peak 1	Ave	4518508					1000				
PCB-1232 Peak 2	Ave	3491780					1000				
PCB-1232 Peak 3	Ave	2354597					1000				
PCB-1232 Peak 4	Ave	7091097					1000				
PCB-1232 Peak 5	Ave	2784281					1000				
PCB-1232 Peak 6	Ave	3170703					1000				
PCB-1232 Peak 7	Ave	2917553					1000				
PCB-1232 Peak 8	Ave	1398105					1000				

Curve Type Legend:

Ave = Average

FORM VI
PCBS INITIAL CALIBRATION DATA
EXTERNAL STANDARD RETENTION TIME SUMMARY

Lab Name: TestAmerica Edison Job No.: 460-32109-1 Analy Batch No.: 87766

SDG No.:

Instrument ID: PESTGC9 GC Column: CLP-2 ID: 0.53(mm) Heated Purge: (Y/N) N

Calibration Start Date: 09/29/2011 14:08 Calibration End Date: 09/29/2011 14:08 Calibration ID: 12478

Calibration Files:

LEVEL:	LAB SAMPLE ID:	LAB FILE ID:
Level 1	IC 460-87766/13	vf464920.d

ANALYTE	LVL 1										RT WINDOW	AVG RT
PCB-1242 Peak 1	2.964										2.894 - 3.034	2.964
PCB-1242 Peak 2	3.650										3.580 - 3.720	3.650
PCB-1242 Peak 3	4.096										4.026 - 4.166	4.096
PCB-1242 Peak 4	4.499										4.429 - 4.569	4.499
PCB-1242 Peak 5	4.744										4.674 - 4.814	4.744
PCB-1242 Peak 6	4.925										4.855 - 4.995	4.925
PCB-1242 Peak 7	5.779										5.709 - 5.849	5.779
PCB-1242 Peak 8	6.300										6.230 - 6.370	6.300

FORM VI
PCBS INITIAL CALIBRATION DATA
EXTERNAL STANDARD CURVE EVALUTION

Lab Name: TestAmerica Edison Job No.: 460-32109-1 Analy Batch No.: 87766

SDG No.:

Instrument ID: PESTGC9 GC Column: CLP-2 ID: 0.53(mm) Heated Purge: (Y/N) N

Calibration Start Date: 09/29/2011 14:08 Calibration End Date: 09/29/2011 14:08 Calibration ID: 12478

Calibration Files:

LEVEL:	LAB SAMPLE ID:	LAB FILE ID:
Level 1	IC 460-87766/13	vf464920.d

ANALYTE	CF				CURVE TYPE	COEFFICIENT			#	MIN CF	%RSD	#	MAX %RSD	R^2 OR COD	#	MIN R^2 OR COD
	LVL 1					B	M1	M2								
PCB-1242 Peak 1	2330.3				Ave		2330.25500						20.0			
PCB-1242 Peak 2	4508.7				Ave		4508.70600						20.0			
PCB-1242 Peak 3	1967.0				Ave		1966.95300						20.0			
PCB-1242 Peak 4	8624.7				Ave		8624.71400						20.0			
PCB-1242 Peak 5	4026.6				Ave		4026.62400						20.0			
PCB-1242 Peak 6	3010.6				Ave		3010.59100						20.0			
PCB-1242 Peak 7	3368.9				Ave		3368.93400						20.0			
PCB-1242 Peak 8	3648.5				Ave		3648.45200						20.0			

Note: The m1 coefficient is the same as Ave CF for an Ave curve type.

FORM VI
PCBS INITIAL CALIBRATION DATA
EXTERNAL STANDARD RESPONSE AND CONCENTRATION

Lab Name: TestAmerica Edison Job No.: 460-32109-1 Analy Batch No.: 87766

SDG No.:

Instrument ID: PESTGC9 GC Column: CLP-2 ID: 0.53(mm) Heated Purge: (Y/N) N

Calibration Start Date: 09/29/2011 14:08 Calibration End Date: 09/29/2011 14:08 Calibration ID: 12478

Calibration Files:

LEVEL:	LAB SAMPLE ID:	LAB FILE ID:
Level 1	IC 460-87766/13	vf464920.d

ANALYTE	CURVE TYPE	RESPONSE					CONCENTRATION (UG/L)				
		LVL 1					LVL 1				
PCB-1242 Peak 1	Ave	2330255					1000				
PCB-1242 Peak 2	Ave	4508706					1000				
PCB-1242 Peak 3	Ave	1966953					1000				
PCB-1242 Peak 4	Ave	8624714					1000				
PCB-1242 Peak 5	Ave	4026624					1000				
PCB-1242 Peak 6	Ave	3010591					1000				
PCB-1242 Peak 7	Ave	3368934					1000				
PCB-1242 Peak 8	Ave	3648452					1000				

Curve Type Legend:

Ave = Average

FORM VI
PCBS INITIAL CALIBRATION DATA
EXTERNAL STANDARD RETENTION TIME SUMMARY

Lab Name: TestAmerica Edison Job No.: 460-32109-1 Analy Batch No.: 87766

SDG No.:

Instrument ID: PESTGC9 GC Column: CLP-1 ID: 0.53(mm) Heated Purge: (Y/N) N

Calibration Start Date: 09/29/2011 14:08 Calibration End Date: 09/29/2011 14:08 Calibration ID: 12470

Calibration Files:

LEVEL:	LAB SAMPLE ID:	LAB FILE ID:
Level 1	IC 460-87766/13	vr464920.d

ANALYTE	LVL 1										RT WINDOW	AVG RT
PCB-1242 Peak 1	2.094										2.024 - 2.164	2.094
PCB-1242 Peak 2	2.534										2.464 - 2.604	2.534
PCB-1242 Peak 3	2.784										2.714 - 2.854	2.784
PCB-1242 Peak 4	3.142										3.072 - 3.212	3.142
PCB-1242 Peak 5	3.344										3.274 - 3.414	3.344
PCB-1242 Peak 6	3.694										3.624 - 3.764	3.694
PCB-1242 Peak 7	4.054										3.984 - 4.124	4.054
PCB-1242 Peak 8	5.151										5.081 - 5.221	5.151

FORM VI
PCBS INITIAL CALIBRATION DATA
EXTERNAL STANDARD CURVE EVALUTION

Lab Name: TestAmerica Edison Job No.: 460-32109-1 Analy Batch No.: 87766

SDG No.:

Instrument ID: PESTGC9 GC Column: CLP-1 ID: 0.53(mm) Heated Purge: (Y/N) N

Calibration Start Date: 09/29/2011 14:08 Calibration End Date: 09/29/2011 14:08 Calibration ID: 12470

Calibration Files:

LEVEL:	LAB SAMPLE ID:	LAB FILE ID:
Level 1	IC 460-87766/13	vr464920.d

ANALYTE	CF				CURVE TYPE	COEFFICIENT			#	MIN CF	%RSD	#	MAX %RSD	R^2 OR COD	#	MIN R^2 OR COD
	LVL 1					B	M1	M2								
PCB-1242 Peak 1	3777.1				Ave		3777.11700						20.0			
PCB-1242 Peak 2	6209.4				Ave		6209.44900						20.0			
PCB-1242 Peak 3	4398.1				Ave		4398.05000						20.0			
PCB-1242 Peak 4	13471				Ave		13471.1310						20.0			
PCB-1242 Peak 5	5435.8				Ave		5435.81200						20.0			
PCB-1242 Peak 6	5950.3				Ave		5950.31700						20.0			
PCB-1242 Peak 7	5477.0				Ave		5477.02200						20.0			
PCB-1242 Peak 8	5066.6				Ave		5066.62500						20.0			

Note: The m1 coefficient is the same as Ave CF for an Ave curve type.

FORM VI
PCBS INITIAL CALIBRATION DATA
EXTERNAL STANDARD RESPONSE AND CONCENTRATION

Lab Name: TestAmerica Edison Job No.: 460-32109-1 Analy Batch No.: 87766

SDG No.:

Instrument ID: PESTGC9 GC Column: CLP-1 ID: 0.53(mm) Heated Purge: (Y/N) N

Calibration Start Date: 09/29/2011 14:08 Calibration End Date: 09/29/2011 14:08 Calibration ID: 12470

Calibration Files:

LEVEL:	LAB SAMPLE ID:	LAB FILE ID:
Level 1	IC 460-87766/13	vr464920.d

ANALYTE	CURVE TYPE	RESPONSE					CONCENTRATION (UG/L)				
		LVL 1					LVL 1				
PCB-1242 Peak 1	Ave	3777117					1000				
PCB-1242 Peak 2	Ave	6209449					1000				
PCB-1242 Peak 3	Ave	4398050					1000				
PCB-1242 Peak 4	Ave	13471131					1000				
PCB-1242 Peak 5	Ave	5435812					1000				
PCB-1242 Peak 6	Ave	5950317					1000				
PCB-1242 Peak 7	Ave	5477022					1000				
PCB-1242 Peak 8	Ave	5066625					1000				

Curve Type Legend:

Ave = Average

FORM VI
PCBS INITIAL CALIBRATION DATA
EXTERNAL STANDARD RETENTION TIME SUMMARY

Lab Name: TestAmerica Edison Job No.: 460-32109-1 Analy Batch No.: 87766

SDG No.:

Instrument ID: PESTGC9 GC Column: CLP-2 ID: 0.53(mm) Heated Purge: (Y/N) N

Calibration Start Date: 09/29/2011 14:24 Calibration End Date: 09/29/2011 14:24 Calibration ID: 12479

Calibration Files:

LEVEL:	LAB SAMPLE ID:	LAB FILE ID:
Level 1	IC 460-87766/14	vf464921.d

ANALYTE	LVL 1										RT WINDOW	AVG RT
PCB-1248 Peak 1	3.646										3.576 - 3.716	3.646
PCB-1248 Peak 2	4.492										4.422 - 4.562	4.492
PCB-1248 Peak 3	4.737										4.667 - 4.807	4.737
PCB-1248 Peak 4	5.108										5.038 - 5.178	5.108
PCB-1248 Peak 5	5.567										5.497 - 5.637	5.567
PCB-1248 Peak 6	5.777										5.707 - 5.847	5.777
PCB-1248 Peak 7	6.117										6.047 - 6.187	6.117
PCB-1248 Peak 8	6.296										6.226 - 6.366	6.296

FORM VI
PCBS INITIAL CALIBRATION DATA
EXTERNAL STANDARD CURVE EVALUTION

Lab Name: TestAmerica Edison Job No.: 460-32109-1 Analy Batch No.: 87766

SDG No.:

Instrument ID: PESTGC9 GC Column: CLP-2 ID: 0.53(mm) Heated Purge: (Y/N) N

Calibration Start Date: 09/29/2011 14:24 Calibration End Date: 09/29/2011 14:24 Calibration ID: 12479

Calibration Files:

LEVEL:	LAB SAMPLE ID:	LAB FILE ID:
Level 1	IC 460-87766/14	vf464921.d

ANALYTE	CF				CURVE TYPE	COEFFICIENT			#	MIN CF	%RSD	#	MAX %RSD	R^2 OR COD	#	MIN R^2 OR COD
	LVL 1					B	M1	M2								
PCB-1248 Peak 1	2104.5				Ave		2104.46100						20.0			
PCB-1248 Peak 2	5381.0				Ave		5380.97200						20.0			
PCB-1248 Peak 3	2365.3				Ave		2365.28800						20.0			
PCB-1248 Peak 4	3439.9				Ave		3439.92100						20.0			
PCB-1248 Peak 5	4370.2				Ave		4370.23900						20.0			
PCB-1248 Peak 6	4771.1				Ave		4771.09100						20.0			
PCB-1248 Peak 7	2625.8				Ave		2625.78600						20.0			
PCB-1248 Peak 8	6427.1				Ave		6427.13200						20.0			

Note: The m1 coefficient is the same as Ave CF for an Ave curve type.

FORM VI
PCBS INITIAL CALIBRATION DATA
EXTERNAL STANDARD RESPONSE AND CONCENTRATION

Lab Name: TestAmerica Edison Job No.: 460-32109-1 Analy Batch No.: 87766

SDG No.:

Instrument ID: PESTGC9 GC Column: CLP-2 ID: 0.53(mm) Heated Purge: (Y/N) N

Calibration Start Date: 09/29/2011 14:24 Calibration End Date: 09/29/2011 14:24 Calibration ID: 12479

Calibration Files:

LEVEL:	LAB SAMPLE ID:	LAB FILE ID:
Level 1	IC 460-87766/14	vf464921.d

ANALYTE	CURVE TYPE	RESPONSE					CONCENTRATION (UG/L)				
		LVL 1					LVL 1				
PCB-1248 Peak 1	Ave	2104461					1000				
PCB-1248 Peak 2	Ave	5380972					1000				
PCB-1248 Peak 3	Ave	2365288					1000				
PCB-1248 Peak 4	Ave	3439921					1000				
PCB-1248 Peak 5	Ave	4370239					1000				
PCB-1248 Peak 6	Ave	4771091					1000				
PCB-1248 Peak 7	Ave	2625786					1000				
PCB-1248 Peak 8	Ave	6427132					1000				

Curve Type Legend:

Ave = Average

FORM VI
PCBS INITIAL CALIBRATION DATA
EXTERNAL STANDARD RETENTION TIME SUMMARY

Lab Name: TestAmerica Edison Job No.: 460-32109-1 Analy Batch No.: 87766

SDG No.:

Instrument ID: PESTGC9 GC Column: CLP-1 ID: 0.53(mm) Heated Purge: (Y/N) N

Calibration Start Date: 09/29/2011 14:24 Calibration End Date: 09/29/2011 14:24 Calibration ID: 12471

Calibration Files:

LEVEL:	LAB SAMPLE ID:	LAB FILE ID:
Level 1	IC 460-87766/14	vr464921.d

ANALYTE	LVL 1										RT WINDOW	AVG RT
PCB-1248 Peak 1	2.534										2.464 - 2.604	2.534
PCB-1248 Peak 2	3.142										3.072 - 3.212	3.142
PCB-1248 Peak 3	3.359										3.289 - 3.429	3.359
PCB-1248 Peak 4	3.690										3.620 - 3.760	3.690
PCB-1248 Peak 5	4.056										3.986 - 4.126	4.056
PCB-1248 Peak 6	4.202										4.132 - 4.272	4.202
PCB-1248 Peak 7	4.698										4.628 - 4.768	4.698
PCB-1248 Peak 8	5.150										5.080 - 5.220	5.150

FORM VI
PCBS INITIAL CALIBRATION DATA
EXTERNAL STANDARD CURVE EVALUTION

Lab Name: TestAmerica Edison Job No.: 460-32109-1 Analy Batch No.: 87766

SDG No.:

Instrument ID: PESTGC9 GC Column: CLP-1 ID: 0.53(mm) Heated Purge: (Y/N) N

Calibration Start Date: 09/29/2011 14:24 Calibration End Date: 09/29/2011 14:24 Calibration ID: 12471

Calibration Files:

LEVEL:	LAB SAMPLE ID:	LAB FILE ID:
Level 1	IC 460-87766/14	vr464921.d

ANALYTE	CF				CURVE TYPE	COEFFICIENT			#	MIN CF	%RSD	#	MAX %RSD	R^2 OR COD	#	MIN R^2 OR COD
	LVL 1					B	M1	M2								
PCB-1248 Peak 1	3194.9				Ave		3194.87900						20.0			
PCB-1248 Peak 2	9246.0				Ave		9246.03800						20.0			
PCB-1248 Peak 3	3444.5				Ave		3444.45900						20.0			
PCB-1248 Peak 4	9684.7				Ave		9684.67000						20.0			
PCB-1248 Peak 5	8855.6				Ave		8855.61600						20.0			
PCB-1248 Peak 6	5115.4				Ave		5115.40300						20.0			
PCB-1248 Peak 7	3811.4				Ave		3811.36700						20.0			
PCB-1248 Peak 8	6897.9				Ave		6897.94800						20.0			

Note: The m1 coefficient is the same as Ave CF for an Ave curve type.

FORM VI
PCBS INITIAL CALIBRATION DATA
EXTERNAL STANDARD RESPONSE AND CONCENTRATION

Lab Name: TestAmerica Edison Job No.: 460-32109-1 Analy Batch No.: 87766

SDG No.:

Instrument ID: PESTGC9 GC Column: CLP-1 ID: 0.53(mm) Heated Purge: (Y/N) N

Calibration Start Date: 09/29/2011 14:24 Calibration End Date: 09/29/2011 14:24 Calibration ID: 12471

Calibration Files:

LEVEL:	LAB SAMPLE ID:	LAB FILE ID:
Level 1	IC 460-87766/14	vr464921.d

ANALYTE	CURVE TYPE	RESPONSE					CONCENTRATION (UG/L)				
		LVL 1					LVL 1				
PCB-1248 Peak 1	Ave	3194879					1000				
PCB-1248 Peak 2	Ave	9246038					1000				
PCB-1248 Peak 3	Ave	3444459					1000				
PCB-1248 Peak 4	Ave	9684670					1000				
PCB-1248 Peak 5	Ave	8855616					1000				
PCB-1248 Peak 6	Ave	5115403					1000				
PCB-1248 Peak 7	Ave	3811367					1000				
PCB-1248 Peak 8	Ave	6897948					1000				

Curve Type Legend:

Ave = Average

FORM VI
PCBS INITIAL CALIBRATION DATA
EXTERNAL STANDARD RETENTION TIME SUMMARY

Lab Name: TestAmerica Edison Job No.: 460-32109-1 Analy Batch No.: 87766

SDG No.:

Instrument ID: PESTGC9 GC Column: CLP-2 ID: 0.53(mm) Heated Purge: (Y/N) N

Calibration Start Date: 09/29/2011 14:39 Calibration End Date: 09/29/2011 14:39 Calibration ID: 12480

Calibration Files:

LEVEL:	LAB SAMPLE ID:	LAB FILE ID:
Level 1	IC 460-87766/15	vf464922.d

ANALYTE	LVL 1										RT WINDOW	AVG RT
PCB-1254 Peak 1	5.109										5.039 - 5.179	5.109
PCB-1254 Peak 2	6.283										6.213 - 6.353	6.283
PCB-1254 Peak 3	6.615										6.545 - 6.685	6.615
PCB-1254 Peak 4	7.196										7.126 - 7.266	7.196
PCB-1254 Peak 5	7.412										7.342 - 7.482	7.412
PCB-1254 Peak 6	7.878										7.808 - 7.948	7.878
PCB-1254 Peak 7	8.266										8.196 - 8.336	8.266
PCB-1254 Peak 8	8.655										8.585 - 8.725	8.655

FORM VI
PCBS INITIAL CALIBRATION DATA
EXTERNAL STANDARD CURVE EVALUTION

Lab Name: TestAmerica Edison Job No.: 460-32109-1 Analy Batch No.: 87766

SDG No.:

Instrument ID: PESTGC9 GC Column: CLP-2 ID: 0.53(mm) Heated Purge: (Y/N) N

Calibration Start Date: 09/29/2011 14:39 Calibration End Date: 09/29/2011 14:39 Calibration ID: 12480

Calibration Files:

LEVEL:	LAB SAMPLE ID:	LAB FILE ID:
Level 1	IC 460-87766/15	vf464922.d

ANALYTE	CF				CURVE TYPE	COEFFICIENT			#	MIN CF	%RSD	#	MAX %RSD	R^2 OR COD	#	MIN R^2 OR COD
	LVL 1					B	M1	M2								
PCB-1254 Peak 1	3080.1				Ave		3080.07000						20.0			
PCB-1254 Peak 2	6652.6				Ave		6652.61600						20.0			
PCB-1254 Peak 3	6508.3				Ave		6508.33700						20.0			
PCB-1254 Peak 4	4528.3				Ave		4528.28600						20.0			
PCB-1254 Peak 5	10004				Ave		10004.4560						20.0			
PCB-1254 Peak 6	7499.5				Ave		7499.52700						20.0			
PCB-1254 Peak 7	5696.0				Ave		5696.00300						20.0			
PCB-1254 Peak 8	5048.2				Ave		5048.24800						20.0			

Note: The m1 coefficient is the same as Ave CF for an Ave curve type.

FORM VI
PCBS INITIAL CALIBRATION DATA
EXTERNAL STANDARD RESPONSE AND CONCENTRATION

Lab Name: TestAmerica Edison Job No.: 460-32109-1 Analy Batch No.: 87766

SDG No.:

Instrument ID: PESTGC9 GC Column: CLP-2 ID: 0.53(mm) Heated Purge: (Y/N) N

Calibration Start Date: 09/29/2011 14:39 Calibration End Date: 09/29/2011 14:39 Calibration ID: 12480

Calibration Files:

LEVEL:	LAB SAMPLE ID:	LAB FILE ID:
Level 1	IC 460-87766/15	vf464922.d

ANALYTE	CURVE TYPE	RESPONSE					CONCENTRATION (UG/L)				
		LVL 1					LVL 1				
PCB-1254 Peak 1	Ave	3080070					1000				
PCB-1254 Peak 2	Ave	6652616					1000				
PCB-1254 Peak 3	Ave	6508337					1000				
PCB-1254 Peak 4	Ave	4528286					1000				
PCB-1254 Peak 5	Ave	10004456					1000				
PCB-1254 Peak 6	Ave	7499527					1000				
PCB-1254 Peak 7	Ave	5696003					1000				
PCB-1254 Peak 8	Ave	5048248					1000				

Curve Type Legend:
Ave = Average

FORM VI
PCBS INITIAL CALIBRATION DATA
EXTERNAL STANDARD RETENTION TIME SUMMARY

Lab Name: TestAmerica Edison Job No.: 460-32109-1 Analy Batch No.: 87766

SDG No.:

Instrument ID: PESTGC9 GC Column: CLP-1 ID: 0.53(mm) Heated Purge: (Y/N) N

Calibration Start Date: 09/29/2011 14:39 Calibration End Date: 09/29/2011 14:39 Calibration ID: 12472

Calibration Files:

LEVEL:	LAB SAMPLE ID:	LAB FILE ID:
Level 1	IC 460-87766/15	vr464922.d

ANALYTE	LVL 1										RT WINDOW	AVG RT
PCB-1254 Peak 1	4.702										4.632 - 4.772	4.702
PCB-1254 Peak 2	4.787										4.717 - 4.857	4.787
PCB-1254 Peak 3	5.147										5.077 - 5.217	5.147
PCB-1254 Peak 4	5.588										5.518 - 5.658	5.588
PCB-1254 Peak 5	6.088										6.018 - 6.158	6.088
PCB-1254 Peak 6	6.255										6.185 - 6.325	6.255
PCB-1254 Peak 7	6.542										6.472 - 6.612	6.542
PCB-1254 Peak 8	6.989										6.919 - 7.059	6.989

FORM VI
PCBS INITIAL CALIBRATION DATA
EXTERNAL STANDARD CURVE EVALUTION

Lab Name: TestAmerica Edison Job No.: 460-32109-1 Analy Batch No.: 87766

SDG No.:

Instrument ID: PESTGC9 GC Column: CLP-1 ID: 0.53(mm) Heated Purge: (Y/N) N

Calibration Start Date: 09/29/2011 14:39 Calibration End Date: 09/29/2011 14:39 Calibration ID: 12472

Calibration Files:

LEVEL:	LAB SAMPLE ID:	LAB FILE ID:
Level 1	IC 460-87766/15	vr464922.d

ANALYTE	CF				CURVE TYPE	COEFFICIENT			#	MIN CF	%RSD	#	MAX %RSD	R^2 OR COD	#	MIN R^2 OR COD
	LVL 1					B	M1	M2								
PCB-1254 Peak 1	8379.2				Ave		8379.21800						20.0			
PCB-1254 Peak 2	6654.6				Ave		6654.63800						20.0			
PCB-1254 Peak 3	11211				Ave		11210.9440						20.0			
PCB-1254 Peak 4	8071.2				Ave		8071.23700						20.0			
PCB-1254 Peak 5	7407.7				Ave		7407.68800						20.0			
PCB-1254 Peak 6	11192				Ave		11192.0910						20.0			
PCB-1254 Peak 7	12377				Ave		12377.2000						20.0			
PCB-1254 Peak 8	14769				Ave		14769.1010						20.0			

Note: The m1 coefficient is the same as Ave CF for an Ave curve type.

FORM VI
PCBS INITIAL CALIBRATION DATA
EXTERNAL STANDARD RESPONSE AND CONCENTRATION

Lab Name: TestAmerica Edison Job No.: 460-32109-1 Analy Batch No.: 87766

SDG No.:

Instrument ID: PESTGC9 GC Column: CLP-1 ID: 0.53(mm) Heated Purge: (Y/N) N

Calibration Start Date: 09/29/2011 14:39 Calibration End Date: 09/29/2011 14:39 Calibration ID: 12472

Calibration Files:

LEVEL:	LAB SAMPLE ID:	LAB FILE ID:
Level 1	IC 460-87766/15	vr464922.d

ANALYTE	CURVE TYPE	RESPONSE					CONCENTRATION (UG/L)				
		LVL 1					LVL 1				
PCB-1254 Peak 1	Ave	8379218					1000				
PCB-1254 Peak 2	Ave	6654638					1000				
PCB-1254 Peak 3	Ave	11210944					1000				
PCB-1254 Peak 4	Ave	8071237					1000				
PCB-1254 Peak 5	Ave	7407688					1000				
PCB-1254 Peak 6	Ave	11192091					1000				
PCB-1254 Peak 7	Ave	12377200					1000				
PCB-1254 Peak 8	Ave	14769101					1000				

Curve Type Legend:
Ave = Average

FORM VII
PCBS CONTINUING CALIBRATION DATA

Lab Name: TestAmerica Edison Job No.: 460-32109-1

SDG No.:

Lab Sample ID: CCVRT 460-88935/2 Calibration Date: 10/09/2011 23:17

Instrument ID: PESTGC9 Calib Start Date: 09/29/2011 12:19

GC Column: CLP-2 ID: 0.53(mm) Calib End Date: 09/29/2011 13:21

Lab File ID: vf465320.d Conc. Units: ug/L

ANALYTE	CURVE TYPE	AVE CF	CF	MIN CF	CALC AMOUNT	SPIKE AMOUNT	%D	MAX %D
PCB-1016 Peak 1	Ave	2445	2750		1120	1000	12.5	15.0
PCB-1016 Peak 2	Ave	5096	5417		1060	1000	6.3	15.0
PCB-1016 Peak 3	Ave	2239	2342		1050	1000	4.6	15.0
PCB-1016 Peak 4	Ave	10112	10316		1020	1000	2.0	15.0
PCB-1016 Peak 5	Ave	4613	4867		1060	1000	5.5	15.0
PCB-1016 Peak 6	Ave	2805	2897		1030	1000	3.3	15.0
PCB-1016 Peak 7	Ave	3295	3362		1020	1000	2.0	15.0
PCB-1016 Peak 8	Ave	3431	3308		964	1000	-3.6	15.0
PCB-1260 Peak 1	Ave	3753	4125		1100	1000	9.9	15.0
PCB-1260 Peak 2	Ave	7535	8220		1090	1000	9.1	15.0
PCB-1260 Peak 3	Ave	8953	9940		1110	1000	11.0	15.0
PCB-1260 Peak 4	Ave	6514	7317		1120	1000	12.3	15.0
PCB-1260 Peak 5	Ave	3535	3915		1110	1000	10.8	15.0
PCB-1260 Peak 6	Ave	5841	6702		1150	1000	14.7	15.0
PCB-1260 Peak 7	Ave	7331	8382		1140	1000	14.3	15.0
PCB-1260 Peak 8	Ave	3133	3416		1090	1000	9.0	15.0
DCB Decachlorobiphenyl	Ave	94023	94468		100	100	0.5	15.0

FORM VII
PCBS CONTINUING CALIBRATION RETENTION TIME SUMMARY

Lab Name: TestAmerica Edison Job No.: 460-32109-1

SDG No.:

Lab Sample ID: CCVRT 460-88935/2 Calibration Date: 10/09/2011 23:17

Instrument ID: PESTGC9 Calib Start Date: 09/29/2011 12:19

GC Column: CLP-2 ID: 0.53(mm) Calib End Date: 09/29/2011 13:21

Lab File ID: vf465320.d

Analyte	RT	RT WINDOW	
		TO	FROM
PCB-1016 Peak 1	2.97	2.90	3.04
PCB-1016 Peak 2	3.66	3.59	3.73
PCB-1016 Peak 3	4.10	4.03	4.17
PCB-1016 Peak 4	4.50	4.43	4.57
PCB-1016 Peak 5	4.75	4.68	4.82
PCB-1016 Peak 6	5.18	5.11	5.25
PCB-1016 Peak 7	5.57	5.50	5.64
PCB-1016 Peak 8	5.78	5.71	5.85
PCB-1260 Peak 1	7.48	7.41	7.55
PCB-1260 Peak 2	7.79	7.72	7.86
PCB-1260 Peak 3	8.26	8.19	8.33
PCB-1260 Peak 4	9.38	9.31	9.45
PCB-1260 Peak 5	9.50	9.43	9.57
PCB-1260 Peak 6	9.94	9.87	10.01
PCB-1260 Peak 7	10.64	10.57	10.71
PCB-1260 Peak 8	11.11	11.04	11.18
DCB Decachlorobiphenyl	11.54	11.44	11.64

FORM VII
PCBS CONTINUING CALIBRATION DATA

Lab Name: TestAmerica Edison Job No.: 460-32109-1

SDG No.:

Lab Sample ID: CCVRT 460-88935/2 Calibration Date: 10/09/2011 23:17

Instrument ID: PESTGC9 Calib Start Date: 09/29/2011 12:19

GC Column: CLP-1 ID: 0.53(mm) Calib End Date: 09/29/2011 13:21

Lab File ID: vr465320.d Conc. Units: ug/L

ANALYTE	CURVE TYPE	AVE CF	CF	MIN CF	CALC AMOUNT	SPIKE AMOUNT	%D	MAX %D
PCB-1016 Peak 1	Ave	4000	4107		1030	1000	2.7	15.0
PCB-1016 Peak 2	Ave	7518	7632		1020	1000	1.5	15.0
PCB-1016 Peak 3	Ave	5093	5221		1030	1000	2.5	15.0
PCB-1016 Peak 4	Ave	15565	16099		1030	1000	3.4	15.0
PCB-1016 Peak 5	Ave	6140	6708		1090	1000	9.3	15.0
PCB-1016 Peak 6	Ave	6918	7820		1130	1000	13.0	15.0
PCB-1016 Peak 7	Ave	6082	6516		1070	1000	7.1	15.0
PCB-1016 Peak 8	Ave	2921	2968		1020	1000	1.6	15.0
PCB-1260 Peak 1	Ave	10006	10407		1040	1000	4.0	15.0
PCB-1260 Peak 2	Ave	18664	20213		1080	1000	8.3	15.0
PCB-1260 Peak 3	Ave	16384	18357		1120	1000	12.0	15.0
PCB-1260 Peak 4	Ave	9570	10373		1080	1000	8.4	15.0
PCB-1260 Peak 5	Ave	8023	9216		1150	1000	14.9	15.0
PCB-1260 Peak 6	Ave	8620	10917		1270	1000	26.6*	15.0
PCB-1260 Peak 7	Ave	7114	7194		1010	1000	1.1	15.0
PCB-1260 Peak 8	Ave	5211	5432		1040	1000	4.3	15.0
DCB Decachlorobiphenyl	Ave	149065	153159		103	100	2.7	15.0

FORM VII
PCBS CONTINUING CALIBRATION RETENTION TIME SUMMARY

Lab Name: TestAmerica Edison Job No.: 460-32109-1

SDG No.:

Lab Sample ID: CCVRT 460-88935/2 Calibration Date: 10/09/2011 23:17

Instrument ID: PESTGC9 Calib Start Date: 09/29/2011 12:19

GC Column: CLP-1 ID: 0.53(mm) Calib End Date: 09/29/2011 13:21

Lab File ID: vr465320.d

Analyte	RT	RT WINDOW	
		TO	FROM
PCB-1016 Peak 1	2.10	2.03	2.17
PCB-1016 Peak 2	2.54	2.47	2.61
PCB-1016 Peak 3	2.79	2.72	2.86
PCB-1016 Peak 4	3.15	3.08	3.22
PCB-1016 Peak 5	3.35	3.28	3.42
PCB-1016 Peak 6	3.70	3.62	3.76
PCB-1016 Peak 7	4.06	3.98	4.12
PCB-1016 Peak 8	4.20	4.13	4.27
PCB-1260 Peak 1	6.08	6.01	6.15
PCB-1260 Peak 2	6.53	6.46	6.60
PCB-1260 Peak 3	6.98	6.91	7.05
PCB-1260 Peak 4	7.18	7.11	7.25
PCB-1260 Peak 5	7.61	7.54	7.68
PCB-1260 Peak 6	8.90	8.84	8.98
PCB-1260 Peak 7	9.12	9.06	9.20
PCB-1260 Peak 8	10.16	10.10	10.24
DCB Decachlorobiphenyl	10.63	10.53	10.73

FORM VII
PCBS CONTINUING CALIBRATION DATA

Lab Name: TestAmerica Edison Job No.: 460-32109-1

SDG No.:

Lab Sample ID: CCV 460-88935/19 Calibration Date: 10/10/2011 03:47

Instrument ID: PESTGC9 Calib Start Date: 09/29/2011 12:19

GC Column: CLP-2 ID: 0.53(mm) Calib End Date: 09/29/2011 13:21

Lab File ID: vf465337.d Conc. Units: ug/L

ANALYTE	CURVE TYPE	AVE CF	CF	MIN CF	CALC AMOUNT	SPIKE AMOUNT	%D	MAX %D
PCB-1016 Peak 1	Ave	2445	2645		1080	1000	8.2	15.0
PCB-1016 Peak 2	Ave	5096	5385		1060	1000	5.7	15.0
PCB-1016 Peak 3	Ave	2239	2418		1080	1000	8.0	15.0
PCB-1016 Peak 4	Ave	10112	10270		1020	1000	1.6	15.0
PCB-1016 Peak 5	Ave	4613	4859		1050	1000	5.3	15.0
PCB-1016 Peak 6	Ave	2805	2872		1020	1000	2.4	15.0
PCB-1016 Peak 7	Ave	3295	3102		941	1000	-5.9	15.0
PCB-1016 Peak 8	Ave	3431	3288		958	1000	-4.2	15.0
PCB-1260 Peak 1	Ave	3753	4106		1090	1000	9.4	15.0
PCB-1260 Peak 2	Ave	7535	8161		1080	1000	8.3	15.0
PCB-1260 Peak 3	Ave	8953	9868		1100	1000	10.2	15.0
PCB-1260 Peak 4	Ave	6514	7289		1120	1000	11.9	15.0
PCB-1260 Peak 5	Ave	3535	3927		1110	1000	11.1	15.0
PCB-1260 Peak 6	Ave	5841	6646		1140	1000	13.8	15.0
PCB-1260 Peak 7	Ave	7331	7917		1080	1000	8.0	15.0
PCB-1260 Peak 8	Ave	3133	3356		1070	1000	7.1	15.0
DCB Decachlorobiphenyl	Ave	94023	94604		101	100	0.6	15.0

FORM VII
PCBS CONTINUING CALIBRATION RETENTION TIME SUMMARY

Lab Name: TestAmerica Edison Job No.: 460-32109-1

SDG No.:

Lab Sample ID: CCV 460-88935/19 Calibration Date: 10/10/2011 03:47

Instrument ID: PESTGC9 Calib Start Date: 09/29/2011 12:19

GC Column: CLP-2 ID: 0.53(mm) Calib End Date: 09/29/2011 13:21

Lab File ID: vf465337.d

Analyte	RT	RT WINDOW	
		TO	FROM
PCB-1016 Peak 1	2.97	2.90	3.04
PCB-1016 Peak 2	3.66	3.59	3.73
PCB-1016 Peak 3	4.10	4.03	4.17
PCB-1016 Peak 4	4.50	4.43	4.57
PCB-1016 Peak 5	4.75	4.68	4.82
PCB-1016 Peak 6	5.18	5.11	5.25
PCB-1016 Peak 7	5.57	5.50	5.64
PCB-1016 Peak 8	5.78	5.71	5.85
PCB-1260 Peak 1	7.48	7.41	7.55
PCB-1260 Peak 2	7.79	7.72	7.86
PCB-1260 Peak 3	8.26	8.19	8.33
PCB-1260 Peak 4	9.38	9.31	9.45
PCB-1260 Peak 5	9.50	9.43	9.57
PCB-1260 Peak 6	9.94	9.87	10.01
PCB-1260 Peak 7	10.64	10.57	10.71
PCB-1260 Peak 8	11.11	11.04	11.18
DCB Decachlorobiphenyl	11.54	11.44	11.64

FORM VII
PCBS CONTINUING CALIBRATION DATA

Lab Name: TestAmerica Edison Job No.: 460-32109-1

SDG No.:

Lab Sample ID: CCV 460-88935/19 Calibration Date: 10/10/2011 03:47

Instrument ID: PESTGC9 Calib Start Date: 09/29/2011 12:19

GC Column: CLP-1 ID: 0.53(mm) Calib End Date: 09/29/2011 13:21

Lab File ID: vr465337.d Conc. Units: ug/L

ANALYTE	CURVE TYPE	AVE CF	CF	MIN CF	CALC AMOUNT	SPIKE AMOUNT	%D	MAX %D
PCB-1016 Peak 1	Ave	4000	4064		1020	1000	1.6	15.0
PCB-1016 Peak 2	Ave	7518	7204		958	1000	-4.2	15.0
PCB-1016 Peak 3	Ave	5093	4524		888	1000	-11.2	15.0
PCB-1016 Peak 4	Ave	15565	15628		1000	1000	0.4	15.0
PCB-1016 Peak 5	Ave	6140	6640		1080	1000	8.1	15.0
PCB-1016 Peak 6	Ave	6918	6863		992	1000	-0.8	15.0
PCB-1016 Peak 7	Ave	6082	6121		1010	1000	0.7	15.0
PCB-1016 Peak 8	Ave	2921	3253		1110	1000	11.3	15.0
PCB-1260 Peak 1	Ave	10006	10705		1070	1000	7.0	15.0
PCB-1260 Peak 2	Ave	18664	19594		1050	1000	5.0	15.0
PCB-1260 Peak 3	Ave	16384	17462		1070	1000	6.6	15.0
PCB-1260 Peak 4	Ave	9570	9920		1040	1000	3.7	15.0
PCB-1260 Peak 5	Ave	8023	8556		1070	1000	6.6	15.0
PCB-1260 Peak 6	Ave	8620	10183		1180	1000	18.1*	15.0
PCB-1260 Peak 7	Ave	7114	7142		1000	1000	0.4	15.0
PCB-1260 Peak 8	Ave	5211	5946		1140	1000	14.1	15.0
DCB Decachlorobiphenyl	Ave	149065	153588		103	100	3.0	15.0

FORM VII
PCBS CONTINUING CALIBRATION RETENTION TIME SUMMARY

Lab Name: TestAmerica Edison Job No.: 460-32109-1

SDG No.:

Lab Sample ID: CCV 460-88935/19 Calibration Date: 10/10/2011 03:47

Instrument ID: PESTGC9 Calib Start Date: 09/29/2011 12:19

GC Column: CLP-1 ID: 0.53(mm) Calib End Date: 09/29/2011 13:21

Lab File ID: vr465337.d

Analyte	RT	RT WINDOW	
		TO	FROM
PCB-1016 Peak 1	2.10	2.03	2.17
PCB-1016 Peak 2	2.54	2.47	2.61
PCB-1016 Peak 3	2.79	2.72	2.86
PCB-1016 Peak 4	3.15	3.08	3.22
PCB-1016 Peak 5	3.35	3.28	3.42
PCB-1016 Peak 6	3.69	3.62	3.76
PCB-1016 Peak 7	4.05	3.98	4.12
PCB-1016 Peak 8	4.20	4.13	4.27
PCB-1260 Peak 1	6.08	6.01	6.15
PCB-1260 Peak 2	6.53	6.46	6.60
PCB-1260 Peak 3	6.98	6.91	7.05
PCB-1260 Peak 4	7.18	7.11	7.25
PCB-1260 Peak 5	7.61	7.54	7.68
PCB-1260 Peak 6	8.91	8.84	8.98
PCB-1260 Peak 7	9.13	9.06	9.20
PCB-1260 Peak 8	10.17	10.10	10.24
DCB Decachlorobiphenyl	10.63	10.53	10.73

FORM I
PCBS ORGANICS ANALYSIS DATA SHEET

Lab Name: TestAmerica Edison Job No.: 460-32109-1

SDG No.:

Client Sample ID: Lab Sample ID: MB 460-88767/1-A

Matrix: Solid Lab File ID: vf465321.d

Analysis Method: 8082 Date Collected:

Extraction Method: 3541 Date Extracted: 10/08/2011 07:13

Sample wt/vol: 15.00(g) Date Analyzed: 10/09/2011 23:33

Con. Extract Vol.: 10(mL) Dilution Factor: 1

Injection Volume: GC Column: CLP-2 ID: 0.53(mm)

% Moisture: GPC Cleanup:(Y/N) N

Analysis Batch No.: 88935 Units: ug/Kg

CAS NO.	SURROGATE	%REC	Q	LIMITS
2051-24-3	DCB Decachlorobiphenyl	132		30-150

Data File: vf465321.d
Report Date: 10-Oct-2011 13:47

TestAmerica

GC ORGANICS QUANTITATION REPORT

Data file : /chem1/PESTGC9.i/8082/front/Oct11/10-09-11/09oct11b.b/vf465321.d
Lab Smp Id: MB 460-88767/1-A
Inj Date : 09-OCT-2011 23:33
Operator : 615 Inst ID: PESTGC9.i
Smp Info : MB 460-88767/1-A
Misc Info :
Comment :
Method : /chem1/PESTGC9.i/8082/front/Oct11/10-09-11/09oct11b.b/08Vf8082.m
Meth Date : 10-Oct-2011 13:47 shanthi Quant Type: ESTD
Cal Date : 29-SEP-2011 15:10 Cal File: vf464924.d
Als bottle: 54 QC Sample: BLANK
Dil Factor: 1.00000
Integrator: Falcon Compound Sublist: AllPCB.sub
Target Version: 3.50 Sample Matrix: SOIL
Processing Host: hpd3

Concentration Formula: Amt * DF * Vt/(Ws*(100-M)/100) * CpndVariable

Name	Value	Description
DF	1.00000	Dilution Factor
Vt	10.00000	Volume of final extract (mL)
Ws	15.00000	Weight of sample extracted (g)
M	0.00000	% Moisture

Cpnd Variable Local Compound Variable

				CONCENTRATIONS ON-COL	CONCENTRATIONS FINAL		
RT	EXP RT	DLT RT	RESPONSE	(ug/L)	(ug/kg)	TARGET RANGE	RATIO
$ 30 Decachlorobiphenyl(surr)					CAS #: 2051-24-3		
11.540	11.540	0.000	6199643	65.9378	44	80.00- 120.00	100.00

Data File: vf465321.d

Date: 09-OCT-2011 23:33

Client ID: Instrument: PESTGC9.i

Sample Info: MB 460-88767/1-A Operator: 615

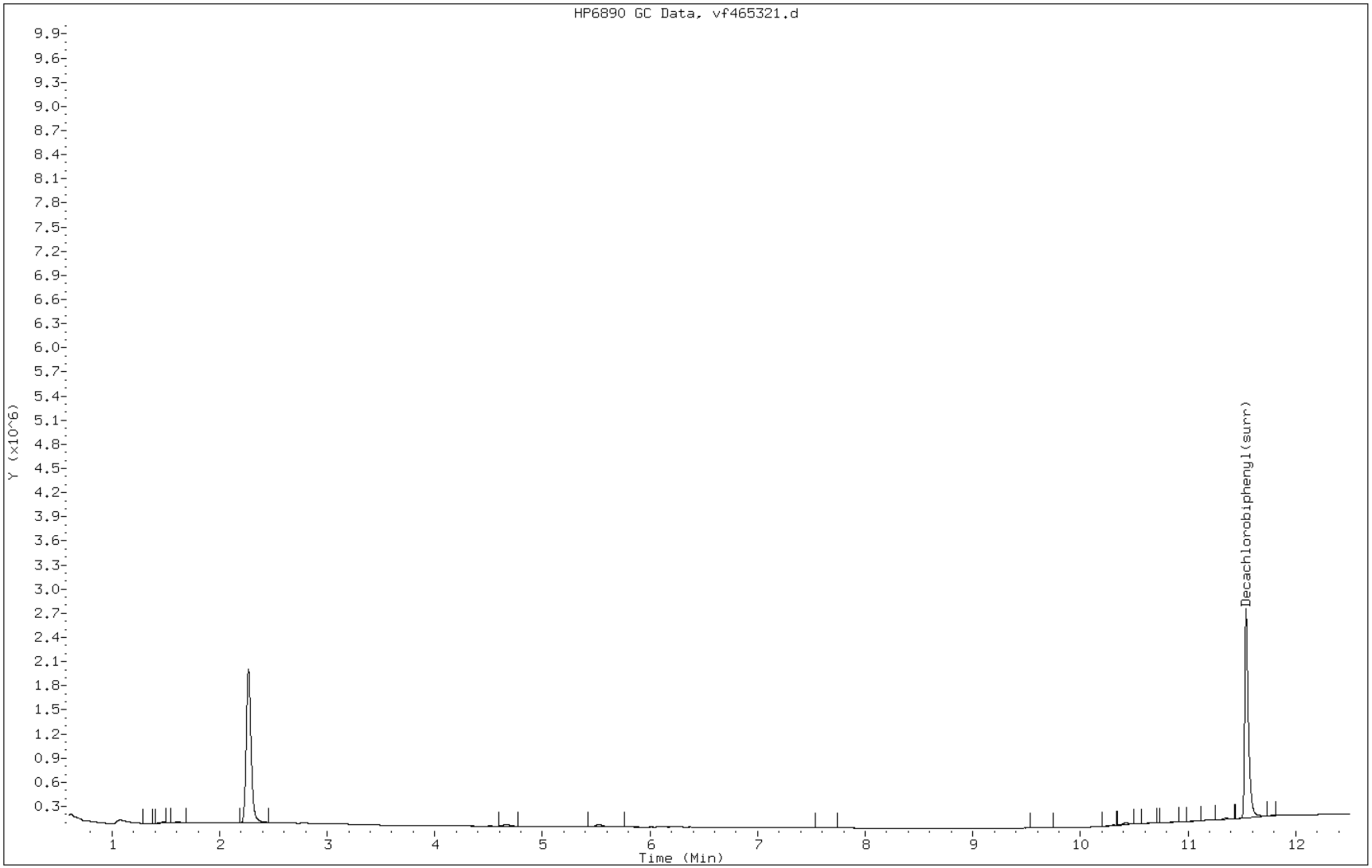

FORM I
PCBS ORGANICS ANALYSIS DATA SHEET

Lab Name: TestAmerica Edison | Job No.: 460-32109-1

SDG No.:

Client Sample ID: | Lab Sample ID: MB 460-88767/1-A

Matrix: Solid | Lab File ID: vr465321.d

Analysis Method: 8082 | Date Collected:

Extraction Method: 3541 | Date Extracted: 10/08/2011 07:13

Sample wt/vol: 15.00(g) | Date Analyzed: 10/09/2011 23:33

Con. Extract Vol.: 10(mL) | Dilution Factor: 1

Injection Volume: | GC Column: CLP-1 ID: 0.53(mm)

% Moisture: | GPC Cleanup:(Y/N) N

Analysis Batch No.: 88935 | Units: ug/Kg

CAS NO.	COMPOUND NAME	RESULT	Q	RL	MDL
12674-11-2	Aroclor 1016	67	U	67	13
11104-28-2	Aroclor 1221	67	U	67	20
11141-16-5	Aroclor 1232	67	U	67	38
53469-21-9	Aroclor 1242	67	U	67	13
12672-29-6	Aroclor 1248	67	U	67	18
11097-69-1	Aroclor 1254	67	U	67	23
11096-82-5	Aroclor 1260	67	U	67	7.5

CAS NO.	SURROGATE	%REC	Q	LIMITS
2051-24-3	DCB Decachlorobiphenyl	132		30-150

TestAmerica

GC ORGANICS QUANTITATION REPORT

Data file : /chem1/PESTGC9.i/8082/rear/Oct11/10-09-11/09oct11b.b/vr465321.d
Lab Smp Id: MB 460-88767/1-A
Inj Date : 09-OCT-2011 23:33
Operator : 615 Inst ID: PESTGC9.i
Smp Info : MB 460-88767/1-A
Misc Info :
Comment :
Method : /chem1/PESTGC9.i/8082/rear/Oct11/10-09-11/09oct11b.b/08Vr8082.m
Meth Date : 10-Oct-2011 13:45 shanthi Quant Type: ESTD
Cal Date : 29-SEP-2011 15:10 Cal File: vr464924.d
Als bottle: 54 QC Sample: BLANK
Dil Factor: 1.00000
Integrator: Falcon Compound Sublist: AllPCB.sub
Target Version: 3.50 Sample Matrix: SOIL
Processing Host: hpd3

Concentration Formula: Amt * DF * Vt/(Ws*(100-M)/100) * CpndVariable

Name	Value	Description
DF	1.00000	Dilution Factor
Vt	10.00000	Volume of final extract (mL)
Ws	15.00000	Weight of sample extracted (g)
M	0.00000	% Moisture

Cpnd Variable Local Compound Variable

				CONCENTRATIONS ON-COL	FINAL		
RT	EXP RT	DLT RT	RESPONSE	(ug/L)	(ug/kg)	TARGET RANGE	RATIO
$ 30 Decachlorobiphenyl(surr)					CAS #: 2051-24-3		
10.630	10.631	-0.001	9832580	65.9619	44	80.00- 120.00	100.00

Data File: vr465321.d

Date: 09-OCT-2011 23:33

Client ID: Instrument: PESTGC9.i

Sample Info: MB 460-88767/1-A Operator: 615

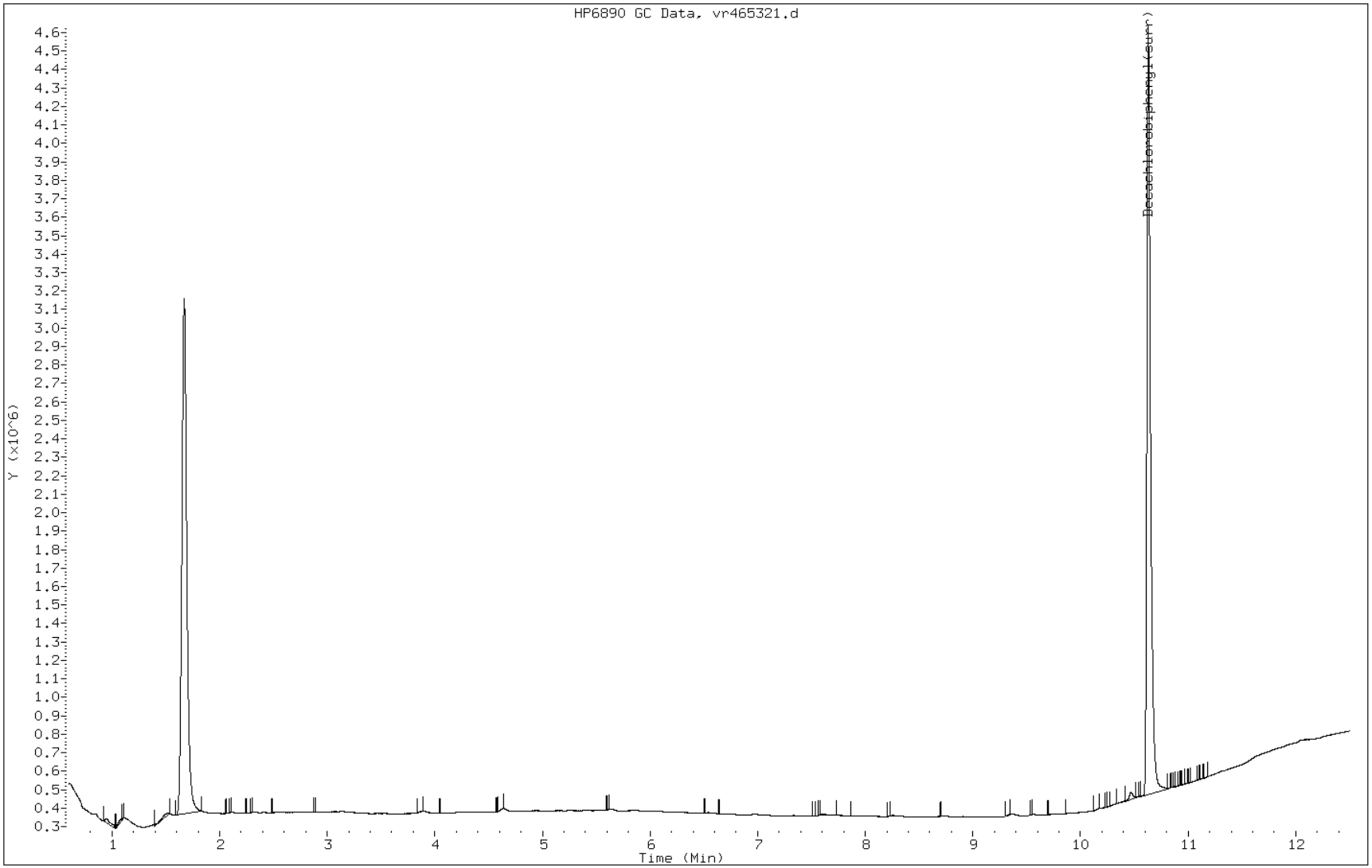

FORM I
PCBS ORGANICS ANALYSIS DATA SHEET

Lab Name: TestAmerica Edison Job No.: 460-32109-1

SDG No.:

Client Sample ID: Lab Sample ID: LCS 460-88767/2-A

Matrix: Solid Lab File ID: vf465322.d

Analysis Method: 8082 Date Collected:

Extraction Method: 3541 Date Extracted: 10/08/2011 07:13

Sample wt/vol: 15.00(g) Date Analyzed: 10/09/2011 23:49

Con. Extract Vol.: 10(mL) Dilution Factor: 1

Injection Volume: GC Column: CLP-2 ID: 0.53(mm)

% Moisture: GPC Cleanup:(Y/N) N

Analysis Batch No.: 88935 Units: ug/Kg

CAS NO.	COMPOUND NAME	RESULT	Q	RL	MDL
12674-11-2	Aroclor 1016	439		67	13
11104-28-2	*Aroclor 1221*	*67*	*U*	*67*	*20*
11141-16-5	*Aroclor 1232*	*67*	*U*	*67*	*38*
53469-21-9	*Aroclor 1242*	*67*	*U*	*67*	*13*
12672-29-6	*Aroclor 1248*	*67*	*U*	*67*	*18*
11097-69-1	*Aroclor 1254*	*67*	*U*	*67*	*23*
11096-82-5	Aroclor 1260	431		67	7.5

CAS NO.	SURROGATE	%REC	Q	LIMITS
2051-24-3	DCB Decachlorobiphenyl	142		30-150

Data File: vf465322.d
Report Date: 10-Oct-2011 13:48

TestAmerica

GC ORGANICS QUANTITATION REPORT

Data file : /chem1/PESTGC9.i/8082/front/Oct11/10-09-11/09oct11b.b/vf465322.d
Lab Smp Id: LCS 460-88767/2-A
Inj Date : 09-OCT-2011 23:49
Operator : 615 Inst ID: PESTGC9.i
Smp Info : LCS 460-88767/2-A
Misc Info :
Comment :
Method : /chem1/PESTGC9.i/8082/front/Oct11/10-09-11/09oct11b.b/08Vf8082.m
Meth Date : 10-Oct-2011 13:47 shanthi Quant Type: ESTD
Cal Date : 29-SEP-2011 15:10 Cal File: vf464924.d
Als bottle: 55 QC Sample: BS
Dil Factor: 1.00000
Integrator: Falcon Compound Sublist: AllPCB.sub
Target Version: 3.50 Sample Matrix: SOIL
Processing Host: hpd3

Concentration Formula: Amt * DF * Vt/(Ws*(100-M)/100) * CpndVariable

Name	Value	Description
DF	1.00000	Dilution Factor
Vt	10.00000	Volume of final extract (mL)
Ws	15.00000	Weight of sample extracted (g)
M	0.00000	% Moisture

Cpnd Variable Local Compound Variable

RT	EXP RT	DLT RT	RESPONSE	CONCENTRATIONS ON-COL (ug/L)	CONCENTRATIONS FINAL (ug/kg)	TARGET RANGE	RATIO
21 Aroclor-1016					CAS #: 12674-11-2		
2.973	2.974	-0.001	1551890	634.619	420	80.00- 120.00	100.00(M)
3.658	3.659	-0.001	3435151	674.115	450	157.57- 236.35	221.35
4.101	4.100	0.001	1389074	620.502	410	68.14- 102.20	89.51
4.505	4.503	0.002	6701355	662.733	440	300.09- 450.14	431.82
4.747	4.746	0.001	3193965	692.378	460	141.59- 212.39	205.81
5.181	5.180	0.001	1906951	679.851	450	84.28- 126.42	122.88
5.568	5.568	0.000	2195417	666.215	440	97.80- 146.69	141.47
5.778	5.778	0.000	2190783	638.593	420	96.22- 144.32	141.17
Average of Peak Concentrations =					440		
27 Aroclor-1260					CAS #: 11096-82-5		
7.479	7.478	0.001	2446185	651.840	430	80.00- 120.00	100.00(M)

Data File: vf465322.d
Report Date: 10-Oct-2011 13:48

RT	EXP RT	DLT RT	RESPONSE	CONCENTRATIONS ON-COL (ug/L)	FINAL (ug/kg)	TARGET RANGE	RATIO
27 Aroclor-1260 (continued)							
7.792	7.791	0.001	4951460	657.132	440	159.44- 239.16	202.42
8.258	8.258	0.000	5875490	656.266	440	192.80- 289.20	240.19
9.376	9.375	0.001	4281573	657.243	440	141.91- 212.87	175.03
9.496	9.496	0.000	2261375	639.768	430	75.94- 113.91	92.44
9.941	9.940	0.001	3887622	665.525	440	129.99- 194.99	158.93
10.641	10.640	0.001	4668551	636.863	420	162.58- 243.87	190.85
11.110	11.108	0.002	1914293	610.947	410	66.27- 99.40	78.26
Average of Peak Concentrations =					430		
$ 30 Decachlorobiphenyl(surr)					CAS #: 2051-24-3		
11.541	11.540	0.001	6690591	71.1594	47	80.00- 120.00	100.00

QC Flag Legend

M - Compound response manually integrated.

Data File: vf465322.d

Date: 09-OCT-2011 23:49

Client ID: Instrument: PESTGC9.i

Sample Info: LCS 460-88767/2-A Operator: 615

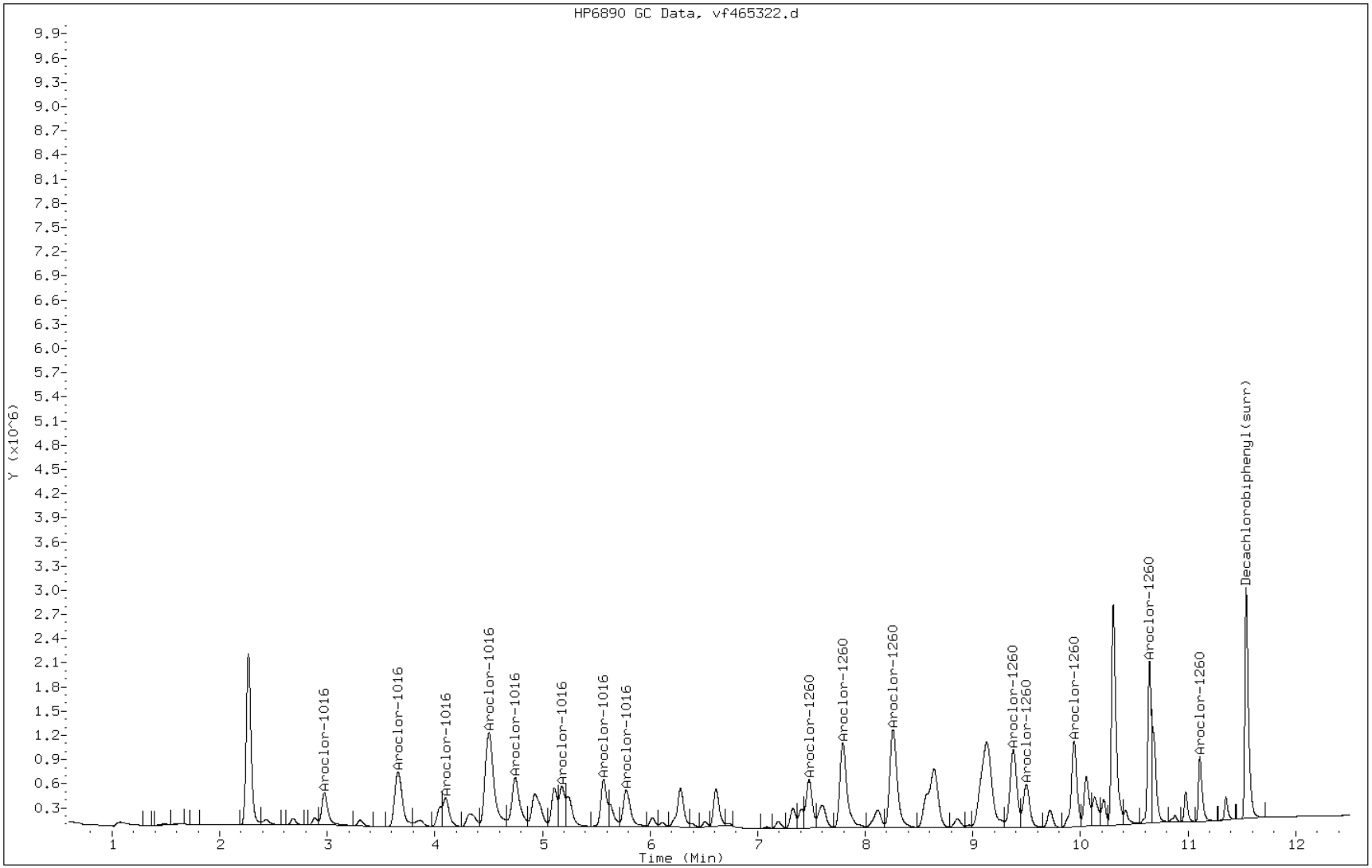

Manual Integration Report

Data File: vf465322.d
Inj. Date and Time: 09-OCT-2011 23:49
Instrument ID: PESTGC9.i
Client ID:
Compound: 21 Aroclor-1016
CAS #: 12674-11-2
Report Date: 10/10/2011

Processing Integration Results

RT: 2.97

Response: 1706902

Amount: 666.55

Conc: 440.00

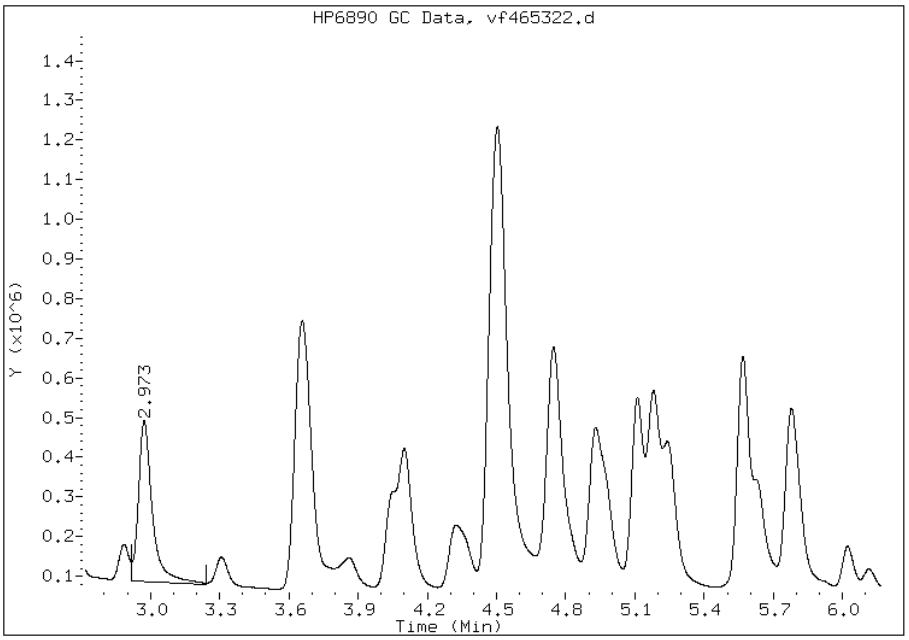

Manual Integration Results

RT: 2.97

Response: 1551890

Amount: 658.63

Conc: 440.00

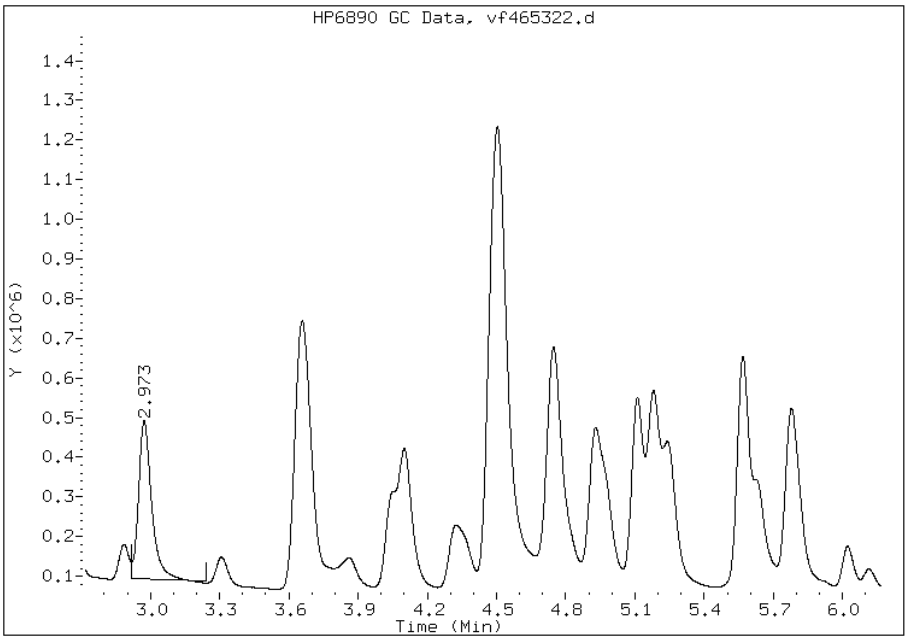

Manually Integrated By: shanthi
Manual Integration Reason: Baseline Event

Manual Integration Report

Data File: vf465322.d
Inj. Date and Time: 09-OCT-2011 23:49
Instrument ID: PESTGC9.i
Client ID:
Compound: 27 Aroclor-1260
CAS #: 11096-82-5
Report Date: 10/10/2011

Processing Integration Results

Not Detected

Expected RT: 7.48

Manual Integration Results

RT: 7.48

Response: 2446185

Amount: 646.95

Conc: 430.00

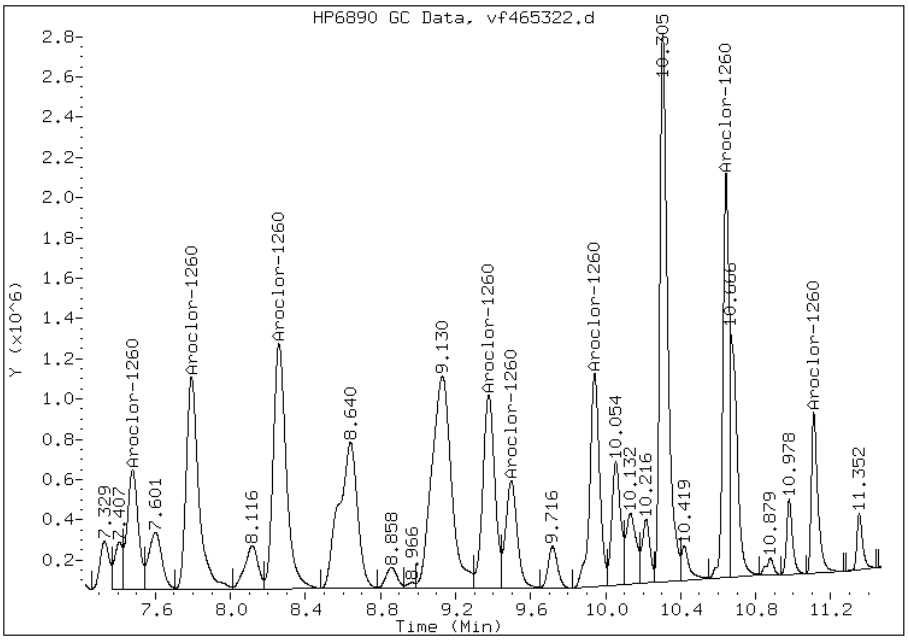

Manually Integrated By: shanthi
Manual Integration Reason: Baseline Event

FORM I
PCBS ORGANICS ANALYSIS DATA SHEET

Lab Name: TestAmerica Edison | Job No.: 460-32109-1

SDG No.:

Client Sample ID: | Lab Sample ID: LCS 460-88767/2-A

Matrix: Solid | Lab File ID: vr465322.d

Analysis Method: 8082 | Date Collected:

Extraction Method: 3541 | Date Extracted: 10/08/2011 07:13

Sample wt/vol: 15.00(g) | Date Analyzed: 10/09/2011 23:49

Con. Extract Vol.: 10(mL) | Dilution Factor: 1

Injection Volume: | GC Column: CLP-1 ID: 0.53(mm)

% Moisture: | GPC Cleanup:(Y/N) N

Analysis Batch No.: 88935 | Units: ug/Kg

CAS NO.	COMPOUND NAME	RESULT	Q	RL	MDL
12674-11-2	*Aroclor 1016*	*434*		*67*	*13*
11104-28-2	Aroclor 1221	67	U	67	20
11141-16-5	Aroclor 1232	67	U	67	38
53469-21-9	Aroclor 1242	67	U	67	13
12672-29-6	Aroclor 1248	67	U	67	18
11097-69-1	Aroclor 1254	67	U	67	23
11096-82-5	*Aroclor 1260*	*405*		*67*	*7.5*

CAS NO.	SURROGATE	%REC	Q	LIMITS
2051-24-3	DCB Decachlorobiphenyl	145		30-150

TestAmerica

GC ORGANICS QUANTITATION REPORT

Data file : /chem1/PESTGC9.i/8082/rear/Oct11/10-09-11/09oct11b.b/vr465322.d
Lab Smp Id: LCS 460-88767/2-A
Inj Date : 09-OCT-2011 23:49
Operator : 615 Inst ID: PESTGC9.i
Smp Info : LCS 460-88767/2-A
Misc Info :
Comment :
Method : /chem1/PESTGC9.i/8082/rear/Oct11/10-09-11/09oct11b.b/08Vr8082.m
Meth Date : 10-Oct-2011 13:45 shanthi Quant Type: ESTD
Cal Date : 29-SEP-2011 15:10 Cal File: vr464924.d
Als bottle: 55 QC Sample: BS
Dil Factor: 1.00000
Integrator: Falcon Compound Sublist: AllPCB.sub
Target Version: 3.50 Sample Matrix: SOIL
Processing Host: hpd3

Concentration Formula: Amt * DF * Vt/(Ws*(100-M)/100) * CpndVariable

Name	Value	Description
DF	1.00000	Dilution Factor
Vt	10.00000	Volume of final extract (mL)
Ws	15.00000	Weight of sample extracted (g)
M	0.00000	% Moisture

Cpnd Variable Local Compound Variable

RT	EXP RT	DLT RT	RESPONSE	CONCENTRATIONS ON-COL (ug/L)	CONCENTRATIONS FINAL (ug/kg)	TARGET RANGE	RATIO
21 Aroclor-1016					CAS #: 12674-11-2		
2.101	2.102	-0.001	2640295	660.046	440	80.00- 120.00	100.00(M)
2.538	2.539	-0.001	4825546	641.907	430	141.80- 212.70	182.77
2.788	2.789	-0.001	3431999	673.858	450	89.05- 133.58	129.99
3.147	3.147	0.000	10202191	655.451	440	307.62- 461.44	386.40
3.351	3.351	0.000	4186541	681.799	450	130.70- 196.06	158.56
3.694	3.695	-0.001	4556991	658.684	440	135.09- 202.64	172.59
4.056	4.055	0.001	3969621	652.724	440	120.49- 180.74	150.35
4.204	4.204	0.000	1722171	589.520	390	64.02- 96.04	65.23
Average of Peak Concentrations =					430		
27 Aroclor-1260					CAS #: 11096-82-5		
6.083	6.082	0.001	6312439	630.882	420	80.00- 120.00	100.00

RT	EXP RT	DLT RT	RESPONSE	CONCENTRATIONS ON-COL (ug/L)	FINAL (ug/kg)	TARGET RANGE	RATIO
27 Aroclor-1260 (continued)							
6.536	6.535	0.001	11587305	620.853	410	146.43- 219.65	183.56
6.978	6.979	-0.001	9764068	595.959	400	130.50- 195.74	154.68
7.176	7.176	0.000	5653861	590.786	390	74.13- 111.20	89.57
7.612	7.612	0.000	5037965	627.927	420	63.94- 95.92	79.81
8.908	8.909	-0.001	0			76.10- 114.15	0.00
9.126	9.127	-0.001	4017530	564.701	380	53.38- 80.07	63.64
10.167	10.167	0.000	3228587	619.599	410	44.43- 66.65	51.15
		Average of Peak Concentrations =			400		
$ 30 Decachlorobiphenyl(surr)					CAS #: 2051-24-3		
10.631	10.631	0.000	10809699	72.5169	48	80.00- 120.00	100.00

QC Flag Legend

M - Compound response manually integrated.

Data File: vr465322.d

Date: 09-OCT-2011 23:49

Client ID: Instrument: PESTGC9.i

Sample Info: LCS 460-88767/2-A Operator: 615

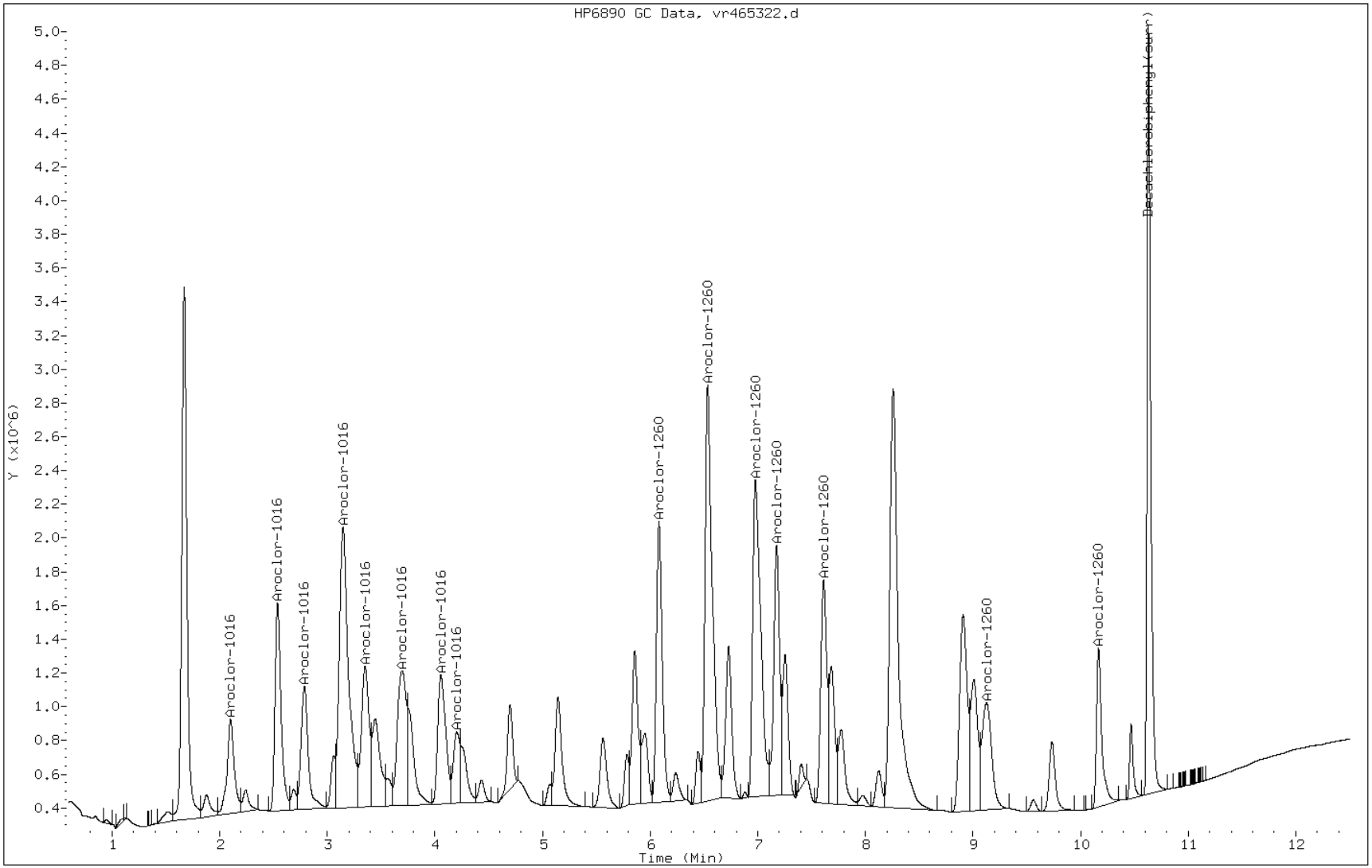

Manual Integration Report

Data File: vr465322.d
Inj. Date and Time: 09-OCT-2011 23:49
Instrument ID: PESTGC9.i
Client ID:
Compound: 21 Aroclor-1016
CAS #: 12674-11-2
Report Date: 10/10/2011

Processing Integration Results

Not Detected

Expected RT: 2.10

Manual Integration Results

RT: 2.10

Response: 2640295

Amount: 651.75

Conc: 430.00

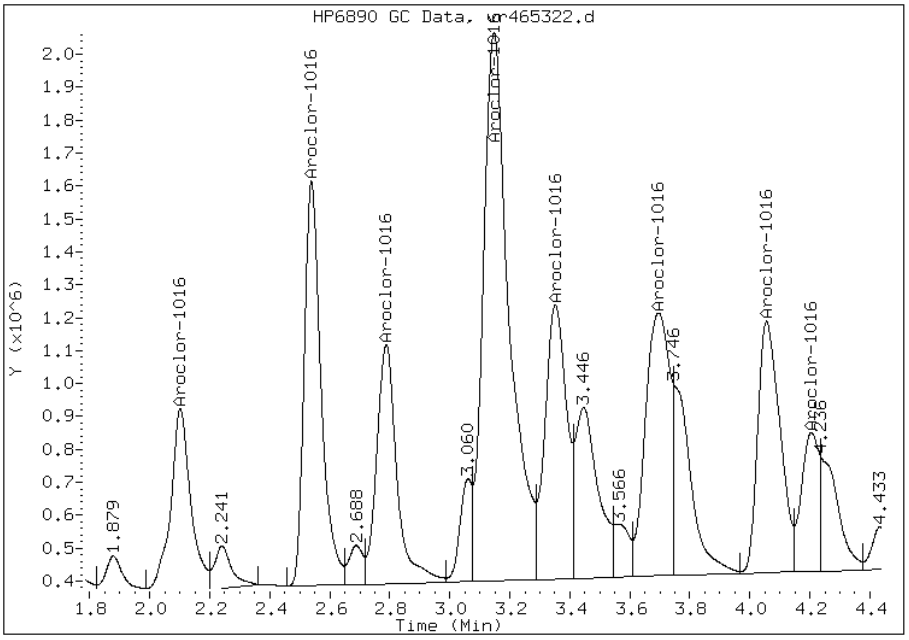

Manually Integrated By: shanthi
Manual Integration Reason: Baseline Event

FORM I
PCBS ORGANICS ANALYSIS DATA SHEET

Lab Name: TestAmerica Edison | Job No.: 460-32109-1

SDG No.:

Client Sample ID: | Lab Sample ID: 460-32095-A-1-A MS

Matrix: Solid | Lab File ID: vf465323.d

Analysis Method: 8082 | Date Collected: 10/04/2011 10:55

Extraction Method: 3541 | Date Extracted: 10/08/2011 07:13

Sample wt/vol: 15.05(g) | Date Analyzed: 10/10/2011 00:05

Con. Extract Vol.: 10(mL) | Dilution Factor: 1

Injection Volume: | GC Column: CLP-2 ID: 0.53(mm)

% Moisture: 31.6 | GPC Cleanup:(Y/N) N

Analysis Batch No.: 88935 | Units: ug/Kg

CAS NO.	COMPOUND NAME	RESULT	Q	RL	MDL
12674-11-2	Aroclor 1016	679		98	19
11104-28-2	*Aroclor 1221*	*98*	*U*	*98*	*29*
11141-16-5	*Aroclor 1232*	*98*	*U*	*98*	*55*
53469-21-9	*Aroclor 1242*	*98*	*U*	*98*	*19*
12672-29-6	*Aroclor 1248*	*98*	*U*	*98*	*26*
11097-69-1	*Aroclor 1254*	*98*	*U*	*98*	*33*
11096-82-5	Aroclor 1260	667		98	11

CAS NO.	SURROGATE	%REC	Q	LIMITS
2051-24-3	DCB Decachlorobiphenyl	138		30-150

FORM I
PCBS ORGANICS ANALYSIS DATA SHEET

Lab Name: TestAmerica Edison | Job No.: 460-32109-1

SDG No.:

Client Sample ID: | Lab Sample ID: 460-32095-A-1-A MS

Matrix: Solid | Lab File ID: vr465323.d

Analysis Method: 8082 | Date Collected: 10/04/2011 10:55

Extraction Method: 3541 | Date Extracted: 10/08/2011 07:13

Sample wt/vol: 15.05(g) | Date Analyzed: 10/10/2011 00:05

Con. Extract Vol.: 10(mL) | Dilution Factor: 1

Injection Volume: | GC Column: CLP-1 ID: 0.53(mm)

% Moisture: 31.6 | GPC Cleanup:(Y/N) N

Analysis Batch No.: 88935 | Units: ug/Kg

CAS NO.	COMPOUND NAME	RESULT	Q	RL	MDL
12674-11-2	*Aroclor 1016*	*663*		*98*	*19*
11104-28-2	Aroclor 1221	98	U	98	29
11141-16-5	Aroclor 1232	98	U	98	55
53469-21-9	Aroclor 1242	98	U	98	19
12672-29-6	Aroclor 1248	98	U	98	26
11097-69-1	Aroclor 1254	98	U	98	33
11096-82-5	*Aroclor 1260*	*651*		*98*	*11*

CAS NO.	SURROGATE	%REC	Q	LIMITS
2051-24-3	DCB Decachlorobiphenyl	135		30-150

FORM I
PCBS ORGANICS ANALYSIS DATA SHEET

Lab Name: TestAmerica Edison Job No.: 460-32109-1

SDG No.:

Client Sample ID: Lab Sample ID: 460-32095-A-1-B MSD

Matrix: Solid Lab File ID: vf465324.d

Analysis Method: 8082 Date Collected: 10/04/2011 10:55

Extraction Method: 3541 Date Extracted: 10/08/2011 07:13

Sample wt/vol: 15.00(g) Date Analyzed: 10/10/2011 00:21

Con. Extract Vol.: 10(mL) Dilution Factor: 1

Injection Volume: GC Column: CLP-2 ID: 0.53(mm)

% Moisture: 31.6 GPC Cleanup:(Y/N) N

Analysis Batch No.: 88935 Units: ug/Kg

CAS NO.	COMPOUND NAME	RESULT	Q	RL	MDL
12674-11-2	Aroclor 1016	669		98	19
11104-28-2	*Aroclor 1221*	*98*	*U*	*98*	*30*
11141-16-5	*Aroclor 1232*	*98*	*U*	*98*	*56*
53469-21-9	*Aroclor 1242*	*98*	*U*	*98*	*19*
12672-29-6	*Aroclor 1248*	*98*	*U*	*98*	*26*
11097-69-1	*Aroclor 1254*	*98*	*U*	*98*	*33*
11096-82-5	Aroclor 1260	650		98	11

CAS NO.	SURROGATE	%REC	Q	LIMITS
2051-24-3	DCB Decachlorobiphenyl	138		30-150

FORM I
PCBS ORGANICS ANALYSIS DATA SHEET

Lab Name: TestAmerica Edison | Job No.: 460-32109-1

SDG No.:

Client Sample ID: | Lab Sample ID: 460-32095-A-1-B MSD

Matrix: Solid | Lab File ID: vr465324.d

Analysis Method: 8082 | Date Collected: 10/04/2011 10:55

Extraction Method: 3541 | Date Extracted: 10/08/2011 07:13

Sample wt/vol: 15.00(g) | Date Analyzed: 10/10/2011 00:21

Con. Extract Vol.: 10(mL) | Dilution Factor: 1

Injection Volume: | GC Column: CLP-1 ID: 0.53(mm)

% Moisture: 31.6 | GPC Cleanup:(Y/N) N

Analysis Batch No.: 88935 | Units: ug/Kg

CAS NO.	COMPOUND NAME	RESULT	Q	RL	MDL
12674-11-2	*Aroclor 1016*	*654*		*98*	*19*
11104-28-2	Aroclor 1221	98	U	98	30
11141-16-5	Aroclor 1232	98	U	98	56
53469-21-9	Aroclor 1242	98	U	98	19
12672-29-6	Aroclor 1248	98	U	98	26
11097-69-1	Aroclor 1254	98	U	98	33
11096-82-5	*Aroclor 1260*	*641*		*98*	*11*

CAS NO.	SURROGATE	%REC	Q	LIMITS
2051-24-3	DCB Decachlorobiphenyl	134		30-150

PCBS ANALYSIS RUN LOG

Lab Name: TestAmerica Edison Job No.: 460-32109-1

SDG No.:

Instrument ID: PESTGC9 Start Date: 09/29/2011 11:00

Analysis Batch Number: 87766 End Date: 09/29/2011 15:26

LAB SAMPLE ID	CLIENT SAMPLE ID	DATE ANALYZED	DILUTION FACTOR	LAB FILE ID	COLUMN ID
ZZZZZ		09/29/2011 11:00	1		CLP-2 0.53(mm)
ZZZZZ		09/29/2011 11:00	1		CLP-1 0.53(mm)
ZZZZZ		09/29/2011 11:16	1		CLP-2 0.53(mm)
ZZZZZ		09/29/2011 11:16	1		CLP-1 0.53(mm)
ZZZZZ		09/29/2011 11:32	1		CLP-2 0.53(mm)
ZZZZZ		09/29/2011 11:32	1		CLP-1 0.53(mm)
ZZZZZ		09/29/2011 11:47	1		CLP-2 0.53(mm)
ZZZZZ		09/29/2011 11:47	1		CLP-1 0.53(mm)
ZZZZZ		09/29/2011 12:03	1		CLP-2 0.53(mm)
ZZZZZ		09/29/2011 12:03	1		CLP-1 0.53(mm)
IC 460-87766/6		09/29/2011 12:19	1	vf464913.d	CLP-2 0.53(mm)
IC 460-87766/6		09/29/2011 12:19	1	vr464913.d	CLP-1 0.53(mm)
IC 460-87766/7		09/29/2011 12:34	1	vf464914.d	CLP-2 0.53(mm)
IC 460-87766/7		09/29/2011 12:34	1	vr464914.d	CLP-1 0.53(mm)
IC 460-87766/8		09/29/2011 12:50	1	vf464915.d	CLP-2 0.53(mm)
IC 460-87766/8		09/29/2011 12:50	1	vr464915.d	CLP-1 0.53(mm)
IC 460-87766/9		09/29/2011 13:06	1	vf464916.d	CLP-2 0.53(mm)
IC 460-87766/9		09/29/2011 13:06	1	vr464916.d	CLP-1 0.53(mm)
IC 460-87766/10		09/29/2011 13:21	1	vf464917.d	CLP-2 0.53(mm)
IC 460-87766/10		09/29/2011 13:21	1	vr464917.d	CLP-1 0.53(mm)
IC 460-87766/11		09/29/2011 13:37	1	vf464918.d	CLP-2 0.53(mm)
IC 460-87766/11		09/29/2011 13:37	1	vr464918.d	CLP-1 0.53(mm)
IC 460-87766/12		09/29/2011 13:53	1	vf464919.d	CLP-2 0.53(mm)
IC 460-87766/12		09/29/2011 13:53	1	vr464919.d	CLP-1 0.53(mm)
IC 460-87766/13		09/29/2011 14:08	1	vf464920.d	CLP-2 0.53(mm)
IC 460-87766/13		09/29/2011 14:08	1	vr464920.d	CLP-1 0.53(mm)
IC 460-87766/14		09/29/2011 14:24	1	vf464921.d	CLP-2 0.53(mm)
IC 460-87766/14		09/29/2011 14:24	1	vr464921.d	CLP-1 0.53(mm)
IC 460-87766/15		09/29/2011 14:39	1	vf464922.d	CLP-2 0.53(mm)
IC 460-87766/15		09/29/2011 14:39	1	vr464922.d	CLP-1 0.53(mm)
IC 460-87766/16		09/29/2011 14:55	1		CLP-2 0.53(mm)
IC 460-87766/16		09/29/2011 14:55	1		CLP-1 0.53(mm)
IC 460-87766/17		09/29/2011 15:10	1		CLP-2 0.53(mm)
IC 460-87766/17		09/29/2011 15:10	1		CLP-1 0.53(mm)
ZZZZZ		09/29/2011 15:26	1		CLP-2 0.53(mm)
ZZZZZ		09/29/2011 15:26	1		CLP-1 0.53(mm)

8082

PCBS ANALYSIS RUN LOG

Lab Name: TestAmerica Edison Job No.: 460-32109-1

SDG No.:

Instrument ID: PESTGC9 Start Date: 10/09/2011 23:02

Analysis Batch Number: 88935 End Date: 10/10/2011 03:47

LAB SAMPLE ID	CLIENT SAMPLE ID	DATE ANALYZED	DILUTION FACTOR	LAB FILE ID	COLUMN ID
ZZZZZ		10/09/2011 23:02	1		CLP-2 0.53(mm)
ZZZZZ		10/09/2011 23:02	1		CLP-1 0.53(mm)
CCVRT 460-88935/2		10/09/2011 23:17	1	vf465320.d	CLP-2 0.53(mm)
CCVRT 460-88935/2		10/09/2011 23:17	1	vr465320.d	CLP-1 0.53(mm)
MB 460-88767/1-A		10/09/2011 23:33	1	vf465321.d	CLP-2 0.53(mm)
MB 460-88767/1-A		10/09/2011 23:33	1	vr465321.d	CLP-1 0.53(mm)
LCS 460-88767/2-A		10/09/2011 23:49	1	vf465322.d	CLP-2 0.53(mm)
LCS 460-88767/2-A		10/09/2011 23:49	1	vr465322.d	CLP-1 0.53(mm)
460-32095-A-1-A MS		10/10/2011 00:05	1	vf465323.d	CLP-2 0.53(mm)
460-32095-A-1-A MS		10/10/2011 00:05	1	vr465323.d	CLP-1 0.53(mm)
460-32095-A-1-B MSD		10/10/2011 00:21	1	vf465324.d	CLP-2 0.53(mm)
460-32095-A-1-B MSD		10/10/2011 00:21	1	vr465324.d	CLP-1 0.53(mm)
ZZZZZ		10/10/2011 00:37	1		CLP-2 0.53(mm)
ZZZZZ		10/10/2011 00:37	1		CLP-1 0.53(mm)
ZZZZZ		10/10/2011 00:53	1		CLP-2 0.53(mm)
ZZZZZ		10/10/2011 00:53	1		CLP-1 0.53(mm)
ZZZZZ		10/10/2011 01:09	1		CLP-2 0.53(mm)
ZZZZZ		10/10/2011 01:09	1		CLP-1 0.53(mm)
ZZZZZ		10/10/2011 01:24	1		CLP-2 0.53(mm)
ZZZZZ		10/10/2011 01:24	1		CLP-1 0.53(mm)
460-32109-1	NH-01-C	10/10/2011 01:40	1	vf465329.d	CLP-2 0.53(mm)
460-32109-1	NH-01-C	10/10/2011 01:40	1	vr465329.d	CLP-1 0.53(mm)
ZZZZZ		10/10/2011 01:56	1		CLP-2 0.53(mm)
ZZZZZ		10/10/2011 01:56	1		CLP-1 0.53(mm)
ZZZZZ		10/10/2011 02:12	1		CLP-2 0.53(mm)
ZZZZZ		10/10/2011 02:12	1		CLP-1 0.53(mm)
ZZZZZ		10/10/2011 02:28	1		CLP-2 0.53(mm)
ZZZZZ		10/10/2011 02:28	1		CLP-1 0.53(mm)
ZZZZZ		10/10/2011 02:44	1		CLP-2 0.53(mm)
ZZZZZ		10/10/2011 02:44	1		CLP-1 0.53(mm)
ZZZZZ		10/10/2011 03:00	1		CLP-2 0.53(mm)
ZZZZZ		10/10/2011 03:00	1		CLP-1 0.53(mm)
ZZZZZ		10/10/2011 03:16	1		CLP-2 0.53(mm)
ZZZZZ		10/10/2011 03:16	1		CLP-1 0.53(mm)
ZZZZZ		10/10/2011 03:32	1		CLP-2 0.53(mm)
ZZZZZ		10/10/2011 03:32	1		CLP-1 0.53(mm)
CCV 460-88935/19		10/10/2011 03:47	1	vf465337.d	CLP-2 0.53(mm)
CCV 460-88935/19		10/10/2011 03:47	1	vr465337.d	CLP-1 0.53(mm)

PCBS BATCH WORKSHEET

Lab Name: TestAmerica Edison Job No.: 460-32109-1

SDG No.:

Batch Number: 88767 Batch Start Date: 10/08/11 07:13 Batch Analyst: Alinea, Archilles R

Batch Method: 3541 Batch End Date: 10/08/11 14:59

Lab Sample ID	Client Sample ID	Method Chain	Basis	InitialAmount	FinalAmount	SoxThermPosition	OP_PCBSP 00017	OPPSTPCBSU 00018	
MB 460-88767/1		3541, 8082		15.00 g	10 mL	73		50 uL	
LCS 460-88767/2		3541, 8082		15.00 g	10 mL	74	50 uL	50 uL	
460-32095-A-1 MS		3541, 8082	T	15.05 g	10 mL	75	50 uL	50 uL	
460-32095-A-1 MSD		3541, 8082	T	15.00 g	10 mL	76	50 uL	50 uL	
460-32109-A-1	NH-01-C	3541, 8082	T	15.04 g	10 mL	81		50 uL	

Batch Notes	
Acid used for Clean Up Reagent	k03051
Balance ID	30
Batch Comment	pcb-soil
Boiling Chips ID	10013
Person's name who did the concentration	archie
First End time	2:59pm
Vendor lot number	j44e39
Na2SO4 Lot Number	k04600
Person's name who did the prep	archie
Person's name who witnessed reagent drop	jose s
Solvent	hex./ace. mixed
SOP Number	3541
First Start time	7:14am
TBA Lot #	op202

Basis	Basis Description
T	Total/NA

METALS

COVER PAGE
METALS

Lab Name: TestAmerica Edison Job Number: 460-32109-1

SDG No.:

Project: Newburgh, NY

Client Sample ID	Lab Sample ID
NH-01-C	460-32109-1

Comments:

1A-IN
INORGANIC ANALYSIS DATA SHEET
METALS

Client Sample ID: NH-01-C
Lab Sample ID: 460-32109-1
Lab Name: TestAmerica Edison
Job No.: 460-32109-1
SDG ID.:
Matrix: Solid
Date Sampled: 10/06/2011 14:00
Reporting Basis: DRY
Date Received: 10/06/2011 18:45
% Solids: 91.0

CAS No.	Analyte	Result	RL	MDL	Units	C	Q	DIL	Method
7440-36-0	Antimony	2.2	2.2	0.96	mg/Kg	U		4	6010B
7429-90-5	Aluminum	13700	43.5	15.9	mg/Kg			4	6010B
7440-38-2	Arsenic	6.7	1.1	0.76	mg/Kg			4	6010B
7440-39-3	Barium	29.0	43.5	1.3	mg/Kg	J		4	6010B
7440-41-7	Beryllium	0.47	0.44	0.19	mg/Kg			4	6010B
7440-43-9	Cadmium	1.1	1.1	0.17	mg/Kg	U		4	6010B
7440-47-3	Chromium	19.6	2.2	1.3	mg/Kg			4	6010B
7440-48-4	Cobalt	11.8	10.9	1.3	mg/Kg			4	6010B
7440-50-8	Copper	33.2	5.4	0.89	mg/Kg			4	6010B
7439-92-1	Lead	30.9	1.1	0.54	mg/Kg			4	6010B
7439-96-5	Manganese	918	3.3	1.2	mg/Kg			4	6010B
7440-02-0	Nickel	27.1	8.7	0.58	mg/Kg			4	6010B
7782-49-2	Selenium	2.2	2.2	1.0	mg/Kg	U		4	6010B
7440-22-4	Silver	2.2	2.2	0.17	mg/Kg	U		4	6010B
7440-28-0	Thallium	2.2	2.2	1.1	mg/Kg	U		4	6010B
7440-62-2	Vanadium	18.2	10.9	0.57	mg/Kg			4	6010B
7440-66-6	Zinc	77.6	6.5	1.1	mg/Kg			4	6010B
7439-97-6	Mercury	2.9	0.070	0.047	mg/Kg			2	7471A

2A-IN
CALIBRATION VERIFICATIONS
METALS

Lab Name: TestAmerica Edison Job No.: 460-32109-1

SDG No.:

ICV Source: ME_CCV_T2_00036 Concentration Units: ug/L

CCV Source: ME_CCV_T2_00036

Analyte	ICV 460-89141/5 10/11/2011 20:47				CCV 460-89141/17 10/11/2011 22:01				CCV 460-89141/20 10/11/2011 22:19			
	Found	C	True	%R	Found	C	True	%R	Found	C	True	%R
Aluminum	120100		125000	96	125300		125000	100	124200		125000	99
Antimony	964.2		1000	96	1024		1000	102	1018		1000	102
Arsenic	4838		5000	97	5079		5000	102	5087		5000	102
Barium	9605		10000	96	9987		10000	100	9848		10000	98
Beryllium	928.9		1000	93	979.5		1000	98	983.1		1000	98
Cadmium	2434		2500	97	2569		2500	103	2590		2500	104
Chromium	4791		5000	96	5070		5000	101	5089		5000	102
Cobalt	2380		2500	95	2505		2500	100	2515		2500	101
Copper	12040		12500	96	12550		12500	100	12420		12500	99
Lead	9650		10000	97	10150		10000	101	10230		10000	102
Manganese	4823		5000	96	5083		5000	102	5106		5000	102
Nickel	2422		2500	97	2556		2500	102	2573		2500	103
Selenium	4839		5000	97	5072		5000	101	5049		5000	101
Silver	1195		1250	96	1251		1250	100	1246		1250	100
Thallium	4878		5000	98	5134		5000	103	5157		5000	103
Vanadium	2389		2500	96	2523		2500	101	2522		2500	101
Zinc	2360		2500	94	2497		2500	100	2529		2500	101

Note! Calculations are performed before rounding to avoid round-off errors in calculated results.
Italicized analytes were not requested for this sequence.

2A-IN
CALIBRATION VERIFICATIONS
METALS

Lab Name: TestAmerica Edison Job No.: 460-32109-1

SDG No.:

ICV Source: ME_CCV_T2_00036 Concentration Units: ug/L

CCV Source: ME_CCV_T2_00036

Analyte	CCV 460-89141/32 10/12/2011 00:01				CCV 460-89141/44 10/12/2011 01:45				CCV 460-89141/56 10/12/2011 02:59			
	Found	C	True	%R	Found	C	True	%R	Found	C	True	%R
Aluminum	121200		125000	97	122000		125000	98	124200		125000	99
Antimony	993.4		1000	99	996.7		1000	100	1014		1000	101
Arsenic	4979		5000	100	4990		5000	100	5070		5000	101
Barium	9652		10000	97	9726		10000	97	9891		10000	99
Beryllium	963.2		1000	96	968.2		1000	97	984.1		1000	98
Cadmium	2528		2500	101	2535		2500	101	2569		2500	103
Chromium	4969		5000	99	4996		5000	100	5061		5000	101
Cobalt	2462		2500	98	2474		2500	99	2510		2500	100
Copper	12080		12500	97	12170		12500	97	12390		12500	99
Lead	9989		10000	100	10020		10000	100	10160		10000	102
Manganese	4982		5000	100	5009		5000	100	5073		5000	101
Nickel	2507		2500	100	2517		2500	101	2549		2500	102
Selenium	4938		5000	99	4952		5000	99	5040		5000	101
Silver	1219		1250	98	1229		1250	98	1247		1250	100
Thallium	5020		5000	100	5058		5000	101	5117		5000	102
Vanadium	2454		2500	98	2465		2500	99	2502		2500	100
Zinc	2471		2500	99	2481		2500	99	2514		2500	101

Note! Calculations are performed before rounding to avoid round-off errors in calculated results.
Italicized analytes were not requested for this sequence.

2A-IN
CALIBRATION VERIFICATIONS
METALS

Lab Name: TestAmerica Edison Job No.: 460-32109-1

SDG No.:

ICV Source: ME_DQCS-INT_00337 Concentration Units: ug/L

CCV Source: ME_DQCS-INT_00337

Analyte	ICV 460-88747/7-A 10/07/2011 21:08				CCV 460-88747/8-A 10/07/2011 21:32				CCV 460-88747/8-A 10/07/2011 21:56			
	Found	C	True	%R	Found	C	True	%R	Found	C	True	%R
Mercury	830.0		833	100	835.0		833	100	831.7		833	100

Note! Calculations are performed before rounding to avoid round-off errors in calculated results.
Italicized analytes were not requested for this sequence.

2A-IN
CALIBRATION VERIFICATIONS
METALS

Lab Name: TestAmerica Edison Job No.: 460-32109-1

SDG No.:

ICV Source: ME_DQCS-INT_00337 Concentration Units: ug/L

CCV Source: ME_DQCS-INT_00337

Analyte	CCV 460-88747/8-A 10/07/2011 22:14											
	Found	C	True	%R	Found	C	True	%R	Found	C	True	%R
Mercury	843.3		833	101								

Note! Calculations are performed before rounding to avoid round-off errors in calculated results.
Italicized analytes were not requested for this sequence.

3-IN
INSTRUMENT BLANKS
METALS

Lab Name: TestAmerica Edison Job No.: 460-32109-1

SDG No.:

Concentration Units: ug/L

Analyte	RL	ICB 460-89141/6 10/11/2011 20:53		CCB 460-89141/18 10/11/2011 22:07		CCB 460-89141/21 10/11/2011 22:25		CCB 460-89141/33 10/12/2011 00:07	
		Found	C	Found	C	Found	C	Found	C
Aluminum	200	200	U	200	U	200	U	200	U
Antimony	10.0	10.0	U	10.0	U	10.0	U	10.0	U
Arsenic	5.0	5.0	U	5.0	U	5.0	U	5.0	U
Barium	200	200	U	200	U	200	U	200	U
Beryllium	2.0	2.0	U	2.0	U	2.0	U	2.0	U
Cadmium	5.0	5.0	U	5.0	U	5.0	U	5.0	U
Chromium	10.0	10.0	U	10.0	U	10.0	U	10.0	U
Cobalt	50.0	50.0	U	50.0	U	50.0	U	50.0	U
Copper	25.0	25.0	U	25.0	U	25.0	U	25.0	U
Lead	5.0	5.0	U	5.0	U	5.0	U	5.0	U
Manganese	15.0	15.0	U	15.0	U	15.0	U	15.0	U
Nickel	40.0	40.0	U	40.0	U	40.0	U	40.0	U
Selenium	10.0	10.0	U	10.0	U	10.0	U	10.0	U
Silver	10.0	10.0	U	10.0	U	10.0	U	10.0	U
Thallium	10.0	5.58	J	10.0	U	10.0	U	5.09	J
Vanadium	50.0	50.0	U	50.0	U	50.0	U	50.0	U
Zinc	30.0	30.0	U	30.0	U	30.0	U	30.0	U

Italicized analytes were not requested for this sequence.

3-IN
INSTRUMENT BLANKS
METALS

Lab Name: TestAmerica Edison Job No.: 460-32109-1

SDG No.:

Concentration Units: ug/L

Analyte	RL	CCB 460-89141/45 10/12/2011 01:52		CCB 460-89141/57 10/12/2011 03:05					
		Found	C	Found	C	Found	C	Found	C
Aluminum	200	200	U	200	U				
Antimony	10.0	10.0	U	10.0	U				
Arsenic	5.0	5.0	U	5.0	U				
Barium	200	200	U	200	U				
Beryllium	2.0	2.0	U	2.0	U				
Cadmium	5.0	5.0	U	5.0	U				
Chromium	10.0	10.0	U	10.0	U				
Cobalt	50.0	50.0	U	50.0	U				
Copper	25.0	25.0	U	25.0	U				
Lead	5.0	5.0	U	5.0	U				
Manganese	15.0	15.0	U	15.0	U				
Nickel	40.0	40.0	U	40.0	U				
Selenium	10.0	10.0	U	10.0	U				
Silver	10.0	10.0	U	10.0	U				
Thallium	10.0	10.0	U	10.0	U				
Vanadium	50.0	50.0	U	50.0	U				
Zinc	30.0	30.0	U	30.0	U				

Italicized analytes were not requested for this sequence.

3-IN
INSTRUMENT BLANKS
METALS

Lab Name: TestAmerica Edison Job No.: 460-32109-1

SDG No.:

Concentration Units: ug/L

Analyte	RL	ICB 460-88757/8 10/07/2011 21:10		CCB 460-88757/20 10/07/2011 21:34		CCB 460-88757/32 10/07/2011 21:58		CCB 460-88757/42 10/07/2011 22:16	
		Found	C	Found	C	Found	C	Found	C
Mercury	0.20	0.20	U	0.20	U	0.20	U	0.20	U

Italicized analytes were not requested for this sequence.

3-IN
METHOD BLANK
METALS

Lab Name: TestAmerica Edison Job No.: 460-32109-1

SDG No.:

Concentration Units: mg/Kg Lab Sample ID: MB 460-88744/1-A ^2

Instrument Code: ICP2 Batch No.: 89141

CAS No.	Analyte	Concentration	C	Q	Method
7440-36-0	Antimony	1.0	U		6010B
7429-90-5	Aluminum	20.0	U		6010B
7440-38-2	Arsenic	0.50	U		6010B
7440-39-3	Barium	20.0	U		6010B
7440-41-7	Beryllium	0.20	U		6010B
7440-43-9	Cadmium	0.50	U		6010B
7440-47-3	Chromium	1.0	U		6010B
7440-48-4	Cobalt	5.0	U		6010B
7440-50-8	Copper	2.5	U		6010B
7439-92-1	Lead	0.50	U		6010B
7439-96-5	Manganese	1.5	U		6010B
7440-02-0	Nickel	4.0	U		6010B
7782-49-2	Selenium	1.0	U		6010B
7440-22-4	Silver	1.0	U		6010B
7440-28-0	Thallium	1.0	U		6010B
7440-62-2	Vanadium	5.0	U		6010B
7440-66-6	Zinc	3.0	U		6010B

3-IN
METHOD BLANK
METALS

Lab Name: TestAmerica Edison Job No.: 460-32109-1

SDG No.:

Concentration Units: mg/Kg Lab Sample ID: MB 460-88747/10-A

Instrument Code: LEEMAN3 Batch No.: 88757

CAS No.	Analyte	Concentration	C	Q	Method
7439-97-6	Mercury	0.033	U		7471A

4A-IN
INTERFERENCE CHECK STANDARD
METALS

Lab Name: TestAmerica Edison Job No.: 460-32109-1

SDG No.:

Lab Sample ID: ICSA 460-89141/7 Instrument ID: ICP2

Lab File ID: 88744V1 ICS Source: ME_T2_ICSA_00030

Concentration Units: ug/L

Analyte	True Solution A	Found Solution A	Percent Recovery
Aluminum	**500000**	**454132**	**91**
Antimony		**-0.0375**	
Arsenic		**-3.84**	
Barium		**3.59**	
Beryllium		**-0.0427**	
Cadmium		**0.898**	
Chromium		**-2.18**	
Cobalt		**0.522**	
Copper		**4.11**	
Lead		**-0.240**	
Manganese		**-6.32**	
Nickel		**0.583**	
Selenium		**2.59**	
Silver		**0.457**	
Thallium		**-10.1**	
Vanadium		**2.57**	
Zinc		**8.27**	
Boron		*-2.77*	
Calcium	*500000*	*432332*	*86*
Iron	*200000*	*186082*	*93*
Magnesium	*500000*	*497633*	*100*
Molybdenum		*-1.91*	
Potassium		*-12.9*	
Sodium		*-541*	
Tin		*2.32*	
Titanium		*-1.72*	

Calculations are performed before rounding to avoid round-off errors in calculated results.

FORM IVA-IN

4A-IN
INTERFERENCE CHECK STANDARD
METALS

Lab Name: TestAmerica Edison Job No.: 460-32109-1

SDG No.:

Lab Sample ID: ICSAB 460-89141/8 Instrument ID: ICP2

Lab File ID: 88744V1 ICS Source: ME_T2_ICAB_00031

Concentration Units: ug/L

Analyte	True Solution AB	Found Solution AB	Found Percent Recovery
Aluminum	**500000**	**460576**	**92**
Antimony	**100**	**100**	**100**
Arsenic	**100**	**96.6**	**97**
Barium	**100**	**107**	**107**
Beryllium	**100**	**98.9**	**99**
Cadmium	**100**	**96.8**	**97**
Chromium	**100**	**94.5**	**95**
Cobalt	**100**	**96.8**	**97**
Copper	**100**	**108**	**108**
Lead	**100**	**96.0**	**96**
Manganese	**100**	**94.3**	**94**
Nickel	**100**	**95.2**	**95**
Selenium	**100**	**102**	**102**
Silver	**100**	**103**	**103**
Thallium	**100**	**85.1**	**85**
Vanadium	**100**	**101**	**101**
Zinc	**100**	**102**	**102**
Boron	*100*	*96.7*	*97*
Calcium	*500000*	*438151*	*88*
Iron	*200000*	*189684*	*95*
Magnesium	*500000*	*502455*	*100*
Molybdenum	*100*	*99.7*	*100*
Potassium	*10000*	*10100*	*101*
Sodium	*10000*	*9404*	*94*
Tin	*100*	*95.5*	*95*
Titanium	*100*	*99.9*	*100*

Calculations are performed before rounding to avoid round-off errors in calculated results.

FORM IVA-IN

5A-IN
MATRIX SPIKE SAMPLE RECOVERY
METALS

Client ID: Lab ID: 460-31831-F-1-C MS ^4

Lab Name: TestAmerica Edison Job No.: 460-32109-1

SDG No.:

Matrix: Solid Concentration Units: mg/Kg

% Solids: 85.1

Analyte	SSR	C	Sample Result (SR)	C	Spike Added (SA)	%R	Control Limit %R	Q	Method
Antimony	49.95		2.2	U	56.0	89	75-125		6010B
Aluminum	9500		8450		224	469	75-125	4	6010B
Arsenic	205.0		1.5		224	91	75-125		6010B
Barium	238.3		31.5	J	224	92	75-125		6010B
Beryllium	5.43		0.42	J	5.60	90	75-125		6010B
Cadmium	5.29		1.1	U	5.60	94	75-125		6010B
Chromium	33.46		13.2		22.4	90	75-125		6010B
Cobalt	55.46		5.2	J	56.0	90	75-125		6010B
Copper	35.56		10.5		28.0	89	75-125		6010B
Lead	64.91		12.9		56.0	93	75-125		6010B
Manganese	242.6		191		56.0	92	75-125		6010B
Nickel	62.15		9.8		56.0	94	75-125		6010B
Selenium	194.7		2.2	U	224	87	75-125		6010B
Silver	5.11		2.2	U	5.60	91	75-125		6010B
Thallium	206.4		2.2	U	224	92	75-125		6010B
Vanadium	77.54		28.0		56.0	89	75-125		6010B
Zinc	72.86		21.9		56.0	91	75-125		6010B

SSR = Spiked Sample Result

Calculations are performed before rounding to avoid round-off errors in calculated results.
Note - Results and Reporting Limits have been adjusted for dry weight.

FORM VA - IN

5A-IN
MATRIX SPIKE SAMPLE RECOVERY
METALS

Client ID: Lab ID: 460-31914-E-14-B MS

Lab Name: TestAmerica Edison Job No.: 460-32109-1

SDG No.:

Matrix: Solid Concentration Units: mg/Kg

% Solids: 82.9

Analyte	SSR	C	Sample Result (SR)	C	Spike Added (SA)	%R	Control Limit %R	Q	Method
Mercury	1.68		1.3		0.201	186	75-125	4	7471A

SSR = Spiked Sample Result

Calculations are performed before rounding to avoid round-off errors in calculated results.
Note - Results and Reporting Limits have been adjusted for dry weight.

FORM VA - IN

5B-IN
POST DIGESTION SPIKE SAMPLE RECOVERY
METALS

Client ID: Lab ID: 460-31831-F-1-A PDS

Lab Name: TestAmerica Edison Job No.: 460-32109-1

SDG No.:

Matrix: Solid Concentration Units: mg/Kg

Analyte	SSR	C	Sample Result (SR)	C	Spike Added (SA)	%R	Control Limit %R	Q	Method
Antimony	101.8		2.2	U	112	91	75-125		6010B
Aluminum	8828		8450		448	NC	75-125		6010B
Arsenic	416.3		1.5		448	93	75-125		6010B
Barium	449.5		31.5	J	448	93	75-125		6010B
Beryllium	10.74		0.42	J	11.2	92	75-125		6010B
Cadmium	11.01		1.1	U	11.2	98	75-125		6010B
Chromium	55.83		13.2		44.8	95	75-125		6010B
Cobalt	109.5		5.2	J	112	93	75-125		6010B
Copper	62.94		10.5		56.0	94	75-125		6010B
Lead	120.6		12.9		112	96	75-125		6010B
Manganese	298.2		191		112	96	75-125		6010B
Nickel	118.0		9.8		112	97	75-125		6010B
Selenium	401.9		2.2	U	448	90	75-125		6010B
Thallium	427.3		2.2	U	448	95	75-125		6010B
Vanadium	132.7		28.0		112	94	75-125		6010B
Zinc	128.9		21.9		112	96	75-125		6010B

SSR = Spiked Sample Result

Calculations are performed before rounding to avoid round-off errors in calculated results.
Note - Results and Reporting Limits have been adjusted for dry weight.

FORM VB - IN

6-IN
DUPLICATES
METALS

Client ID: Lab ID: 460-31831-F-1-B DU ^4

Lab Name: TestAmerica Edison Job No.: 460-32109-1

SDG No.:

% Solids for Sample: 85.1 % Solids for Duplicate: 85.1

Matrix: Solid Concentration Units: mg/Kg

Analyte	Control Limit	Sample (S)	C	Duplicate (D)	C	RPD	Q	Method
Antimony	2.2	2.2	U	2.2	U	NC		6010B
Aluminum	44.8	8450		8737		3		6010B
Arsenic	1.1	1.5		1.49		1		6010B
Barium	44.8	31.5	J	32.48	J	3		6010B
Beryllium	0.45	0.42	J	0.425	J	0.8		6010B
Cadmium	1.1	1.1	U	1.1	U	NC		6010B
Chromium	2.2	13.2		12.79		3		6010B
Cobalt	11.2	5.2	J	5.11	J	2		6010B
Copper	5.6	10.5		10.43		1		6010B
Lead	1.1	12.9		13.21		2		6010B
Manganese	3.4	191		210.1		10		6010B
Nickel	9.0	9.8		9.73		0.4		6010B
Selenium	2.2	2.2	U	2.2	U	NC		6010B
Silver	2.2	2.2	U	2.2	U	NC		6010B
Thallium	2.2	2.2	U	2.2	U	NC		6010B
Vanadium	11.2	28.0		27.41		2		6010B
Zinc	6.7	21.9		21.39		2		6010B

Calculations are performed before rounding to avoid round-off errors in calculated results.

FORM VI-IN

6-IN
DUPLICATES
METALS

Client ID: Lab ID: 460-31914-A-14-A DU

Lab Name: TestAmerica Edison Job No.: 460-32109-1

SDG No.:

% Solids for Sample: 82.9 % Solids for Duplicate: 82.9

Matrix: Solid Concentration Units: mg/Kg

Analyte	Control Limit	Sample (S)	C	Duplicate (D)	C	RPD	Q	Method
Mercury	0.040	1.3		1.36		4		7471A

Calculations are performed before rounding to avoid round-off errors in calculated results.

FORM VI-IN

7A-IN
LCS-CERTIFIED REFERENCE MATERIAL
METALS

Lab ID: LCSSRM 460-88744/2-A

Lab Name: TestAmerica Edison Job No.: 460-32109-1

Sample Matrix: Solid LCS Source: ME_LCSS_62_00006

Analyte	Solid(mg/Kg)							
	True	Found	C	%R	Limits		Q	Method
Antimony	66.7	158.2		237	32.0	353		6010B
Aluminum	10400	8276		80	46.1	154		6010B
Arsenic	103	93.30		91	69.7	131		6010B
Barium	196	182.4		93	73.2	126		6010B
Beryllium	76.8	68.01		89	74.0	126		6010B
Cadmium	60.1	56.20		94	73.3	127		6010B
Chromium	234	213.3		91	70.8	129		6010B
Cobalt	90.3	82.78		92	74.4	126		6010B
Copper	172	157.0		91	75.3	124		6010B
Lead	85.1	77.48		91	69.8	130		6010B
Manganese	552	525.6		95	77.4	123		6010B
Nickel	133	122.9		93	73.2	127		6010B
Selenium	283	248.5		88	69.6	130		6010B
Silver	29.8	26.51		89	65.1	135		6010B
Thallium	120	114.1		95	67.8	133		6010B
Vanadium	114	107.4		94	67.6	132		6010B
Zinc	588	533.7		91	73.6	127		6010B

Calculations are performed before rounding to avoid round-off errors in calculated results.

FORM VIIA - IN

7A-IN
LCS-CERTIFIED REFERENCE MATERIAL
METALS

Lab ID: LCSSRM 460-88747/11-A ^10

Lab Name: TestAmerica Edison Job No.: 460-32109-1

Sample Matrix: Solid LCS Source: ME_LCSS_62_00014

Analyte	Solid(mg/Kg)							
	True	Found	C	%R	Limits		Q	Method
Mercury	8.46	8.20		97	51.3	149		7471A

Calculations are performed before rounding to avoid round-off errors in calculated results.

FORM VIIA - IN

8-IN
ICP-AES AND ICP-MS SERIAL DILUTIONS
METALS

Lab ID: 460-31831-F-1-A SD ^2

SDG No:

Lab Name: TestAmerica Edison Job No: 460-32109-1

Matrix: Solid Concentration Units: mg/Kg

Analyte	Initial Sample Result (I)	C	Serial Dilution Result (S)	C	% Difference	Q	Method
Antimony	2.2	U	11.2	U	NC		6010B
Aluminum	8450		8684		2.8		6010B
Arsenic	1.5		5.6	U	NC		6010B
Barium	31.5	J	32.31	J	NC		6010B
Beryllium	0.42	J	2.2	U	NC		6010B
Cadmium	1.1	U	5.6	U	NC		6010B
Chromium	13.2		13.55		NC		6010B
Cobalt	5.2	J	56.0	U	NC		6010B
Copper	10.5		11.46	J	NC		6010B
Lead	12.9		13.18		NC		6010B
Manganese	191		195.8		2.5		6010B
Nickel	9.8		9.96	J	NC		6010B
Selenium	2.2	U	11.2	U	NC		6010B
Silver	2.2	U	11.2	U	NC		6010B
Thallium	2.2	U	11.2	U	NC		6010B
Vanadium	28.0		28.44	J	NC		6010B
Zinc	21.9		22.31	J	NC		6010B

Calculations are performed before rounding to avoid round-off errors in calculated results.

FORM VIII-IN

8-IN
ICP-AES AND ICP-MS SERIAL DILUTIONS
METALS

Lab ID: 460-31914-E-14-A SD

SDG No:

Lab Name: TestAmerica Edison Job No: 460-32109-1

Matrix: Solid Concentration Units: mg/Kg

Analyte	Initial Sample Result (I)	C	Serial Dilution Result (S)	C	% Difference	Q	Method
Mercury	1.3		1.31		0.31		7471A

Calculations are performed before rounding to avoid round-off errors in calculated results.

FORM VIII-IN

9-IN
DETECTION LIMITS
METALS

Lab Name: TestAmerica Edison Job Number: 460-32109-1

SDG Number:

Matrix: Solid Instrument ID: ICP2

Method: 6010B MDL Date: 12/30/2008 10:24

Prep Method: 3050B

Analyte	Wavelength/ Mass	RL (mg/Kg)	MDL (mg/Kg)
Aluminum	308.0	10	3.664
Antimony	206.8	0.5	0.22
Arsenic	189.0	0.25	0.174
Barium	483.4	10	0.302
Beryllium	313.0	0.1	0.044
Cadmium	226.5	0.25	0.039
Chromium	267.7	0.5	0.297
Cobalt	228.6	2.5	0.307
Copper	324.7	1.25	0.204
Lead	220.6	0.25	0.125
Manganese	257.0	0.75	0.282
Nickel	231.6	2	0.134
Selenium	196.0	0.5	0.234
Silver	328.0	0.5	0.038
Thallium	190.8	0.5	0.242
Vanadium	292.4	2.5	0.13
Zinc	206.2	1.5	0.245

9-IN
CALIBRATION BLANK DETECTION LIMITS
METALS

Lab Name: TestAmerica Edison Job Number: 460-32109-1

SDG Number:

Matrix: Solid Instrument ID: ICP2

Method: 6010B XMDL Date: 01/01/2009 00:00

Analyte	Wavelength/ Mass	XRL (ug/L)	XMDL (ug/L)
Aluminum		200	86.956
Antimony		10	4.6
Arsenic		5	3.831
Barium		200	3.212
Beryllium		2	0.942
Cadmium		5	0.918
Chromium		10	3.201
Cobalt		50	2.767
Copper		25	3.648
Lead		5	2.787
Manganese		15	2.515
Nickel		40	3.509
Selenium		10	4.752
Silver		10	0.969
Thallium		10	4.643
Vanadium		50	1.978
Zinc		30	5.798

9-IN
DETECTION LIMITS
METALS

Lab Name: TestAmerica Edison Job Number: 460-32109-1

SDG Number:

Matrix: Solid Instrument ID: LEEMAN3

Method: 7471A MDL Date: 03/23/2011 11:28

Prep Method: 7471A

Analyte	Wavelength/ Mass	RL (mg/Kg)	MDL (mg/Kg)
Mercury		0.033	0.022

9-IN
CALIBRATION BLANK DETECTION LIMITS
METALS

Lab Name: TestAmerica Edison Job Number: 460-32109-1

SDG Number:

Matrix: Solid Instrument ID: LEEMAN3

Method: 7471A XMDL Date: 12/30/2008 14:34

Analyte	Wavelength/ Mass	XRL (ug/L)	XMDL (ug/L)
Mercury		0.2	0.185

11-IN
LINEAR RANGES
METALS

Lab Name: TestAmerica Edison Job No: 460-32109-1

SDG No.:

Instrument ID: ICP2 Date: 01/06/2009 11:12

Analyte	Integ. Time (Sec.)	Concentration (ug/L)	Method
Antimony		2000	6010B
Aluminum		500000	6010B
Arsenic		10000	6010B
Barium		20000	6010B
Beryllium		2000	6010B
Cadmium		5000	6010B
Chromium		10000	6010B
Cobalt		5000	6010B
Copper		25000	6010B
Lead		20000	6010B
Manganese		10000	6010B
Nickel		5000	6010B
Selenium		10000	6010B
Silver		2500	6010B
Thallium		10000	6010B
Vanadium		5000	6010B
Zinc		5000	6010B

12-IN
PREPARATION LOG
METALS

Lab Name: TestAmerica Edison Job No.: 460-32109-1

SDG No.:

Prep Method: 3050B

Lab Sample ID	Preparation Date	Prep Batch	Initial Weight (g)	Initial Volume	Final Volume (mL)
MB 460-88744/1-A ^2	10/07/2011 17:36	88744	1.00		50
LCSSRM 460-88744/2-A	10/07/2011 17:36	88744	1.01		50
460-31831-F-1-B DU ^4	10/07/2011 17:36	88744	1.05		50
460-31831-F-1-C MS ^4	10/07/2011 17:36	88744	1.05		50
460-32109-1	10/07/2011 17:36	88744	1.01		50

12-IN
PREPARATION LOG
METALS

Lab Name: TestAmerica Edison Job No.: 460-32109-1

SDG No.:

Prep Method: 7471A

Lab Sample ID	Preparation Date	Prep Batch	Initial Weight (g)	Initial Volume	Final Volume (mL)
MB 460-88747/10-A	10/07/2011 18:00	88747	0.60		100
LCSSRM 460-88747/11-A ^10	10/07/2011 18:00	88747	0.60		100
460-31914-A-14-A DU	10/07/2011 18:00	88747	0.60		100
460-31914-E-14-B MS	10/07/2011 18:00	88747	0.60		100
460-32109-1	10/07/2011 18:00	88747	0.62		100

13-IN
ANALYSIS RUN LOG
METALS

Lab Name: TestAmerica Edison Job No.: 460-32109-1

SDG No.:

Instrument ID: ICP2 Method: 6010B

Start Date: 10/11/2011 20:22 End Date: 10/12/2011 04:01

Lab Sample ID	D/F	Type	Time	Analytes																			
				Ag	Al	As	Ba	Be	Cd	Co	Cr	Cu	Mn	Ni	Pb	Sb	Se	Tl	V	Zn			
ZZZZZZ			20:22																				
ZZZZZZ			20:29																				
ZZZZZZ			20:35																				
ZZZZZZ			20:41																				
ICV 460-89141/5	1		20:47	X	X	X	X	X	X	X	X	X	X	X	X	X	X	X	X	X			
ICB 460-89141/6	1		20:53	X	X	X	X	X	X	X	X	X	X	X	X	X	X	X	X	X			
ICSA 460-89141/7	1		20:59	X	X	X	X	X	X	X	X	X	X	X	X	X	X	X	X	X			
ICSAB 460-89141/8	1		21:05	X	X	X	X	X	X	X	X	X	X	X	X	X	X	X	X	X			
ZZZZZZ			21:11																				
ZZZZZZ			21:18																				
MB 460-88744/1-A ^2	2	T	21:24	X	X	X	X	X	X	X	X	X	X	X	X	X	X	X	X	X			
LCSSRM 460-88744/2-A	4	T	21:30	X	X	X	X	X	X	X	X	X	X	X	X	X	X	X	X	X			
ZZZZZZ			21:36																				
ZZZZZZ			21:42																				
ZZZZZZ			21:48																				
ZZZZZZ			21:54																				
CCV 460-89141/17	1		22:01	X	X	X	X	X	X	X	X	X	X	X	X	X	X	X	X	X			
CCB 460-89141/18	1		22:07	X	X	X	X	X	X	X	X	X	X	X	X	X	X	X	X	X			
ZZZZZZ			22:13																				
CCV 460-89141/20	1		22:19	X	X	X	X	X	X	X	X	X	X	X	X	X	X	X	X	X			
CCB 460-89141/21	1		22:25	X	X	X	X	X	X	X	X	X	X	X	X	X	X	X	X	X			
460-31831-F-1-B DU ^4	4	T	22:56	X	X	X	X	X	X	X	X	X	X	X	X	X	X	X	X	X			
ZZZZZZ			23:02																				
460-31831-F-1-A SD ^2	20	T	23:08	X	X	X	X	X	X	X	X	X	X	X	X	X	X	X	X	X			
460-31831-F-1-C MS ^4	4	T	23:14	X	X	X	X	X	X	X	X	X	X	X	X	X	X	X	X	X			
460-31831-F-1-A PDS	4	T	23:21		X	X	X	X	X	X	X	X	X	X	X	X	X	X	X	X			
ZZZZZZ			23:27																				
ZZZZZZ			23:33																				
ZZZZZZ			23:39																				
ZZZZZZ			23:45																				
ZZZZZZ			23:54																				
CCV 460-89141/32	1		00:01	X	X	X	X	X	X	X	X	X	X	X	X	X	X	X	X	X			
CCB 460-89141/33	1		00:07	X	X	X	X	X	X	X	X	X	X	X	X	X	X	X	X	X			
ZZZZZZ			00:13																				
ZZZZZZ			00:19																				
ZZZZZZ			00:25																				
ZZZZZZ			01:00																				
ZZZZZZ			01:06																				
ZZZZZZ			01:12																				
ZZZZZZ			01:21																				
ZZZZZZ			01:27																				
ZZZZZZ			01:33																				

13-IN
ANALYSIS RUN LOG
METALS

Lab Name: TestAmerica Edison Job No.: 460-32109-1

SDG No.:

Instrument ID: ICP2 Method: 6010B

Start Date: 10/11/2011 20:22 End Date: 10/12/2011 04:01

Lab Sample ID	D / F	Type	Time	Analytes																		
				Ag	Al	As	Ba	Be	Cd	Co	Cr	Cu	Mn	Ni	Pb	Sb	Se	Tl	V	Zn			
ZZZZZZ			01:39																				
CCV 460-89141/44	1		01:45	X	X	X	X	X	X	X	X	X	X	X	X	X	X	X	X	X			
CCB 460-89141/45	1		01:52	X	X	X	X	X	X	X	X	X	X	X	X	X	X	X	X	X			
ZZZZZZ			01:58																				
ZZZZZZ			02:04																				
460-32109-1	4	T	02:10	X	X	X	X	X	X	X	X	X	X	X	X	X	X	X	X	X			
ZZZZZZ			02:16																				
ZZZZZZ			02:22																				
ZZZZZZ			02:28																				
ZZZZZZ			02:35																				
ZZZZZZ			02:41																				
ZZZZZZ			02:47																				
ZZZZZZ			02:53																				
CCV 460-89141/56	1		02:59	X	X	X	X	X	X	X	X	X	X	X	X	X	X	X	X	X			
CCB 460-89141/57	1		03:05	X	X	X	X	X	X	X	X	X	X	X	X	X	X	X	X	X			
ZZZZZZ			03:11																				
ZZZZZZ			03:17																				
ZZZZZZ			03:24																				
ZZZZZZ			03:30																				
ZZZZZZ			03:36																				
ZZZZZZ			03:42																				
ZZZZZZ			03:48																				
CCV 460-89141/65			03:55																				
CCB 460-89141/66			04:01																				

Prep Types
T = Total/NA

13-IN
ANALYSIS RUN LOG
METALS

Lab Name: TestAmerica Edison Job No.: 460-32109-1

SDG No.:

Instrument ID: LEEMAN3 Method: 7471A

Start Date: 10/07/2011 20:55 End Date: 10/07/2011 23:10

Lab Sample ID	D/F	Type	Time	Analytes																			
				Hg																			
IC 460-88747/1-A			20:55	X																			
IC 460-88747/2-A			20:57	X																			
IC 460-88747/3-A			20:59	X																			
IC 460-88747/4-A			21:02	X																			
IC 460-88747/5-A			21:04	X																			
IC 460-88747/6-A			21:06	X																			
ICV 460-88747/7-A	1		21:08	X																			
ICB 460-88757/8	1		21:10	X																			
MB 460-88747/10-A	1	T	21:12	X																			
LCSSRM 460-88747/11-A ^10	10	T	21:15	X																			
ZZZZZZ			21:16																				
460-31914-A-14-A DU	1	T	21:18	X																			
460-31914-E-14-B MS	1	T	21:20	X																			
ZZZZZZ			21:22																				
ZZZZZZ			21:24																				
ZZZZZZ			21:26																				
ZZZZZZ			21:28																				
ZZZZZZ			21:30																				
CCV 460-88747/8-A	1		21:32	X																			
CCB 460-88757/20	1		21:34	X																			
ZZZZZZ			21:36																				
ZZZZZZ			21:38																				
ZZZZZZ			21:40																				
ZZZZZZ			21:42																				
ZZZZZZ			21:44																				
ZZZZZZ			21:46																				
ZZZZZZ			21:48																				
ZZZZZZ			21:50																				
ZZZZZZ			21:52																				
ZZZZZZ			21:54																				
CCV 460-88747/8-A	1		21:56	X																			
CCB 460-88757/32	1		21:58	X																			
ZZZZZZ			22:00																				
ZZZZZZ			22:02																				
ZZZZZZ			22:03																				
ZZZZZZ			22:05																				
ZZZZZZ			22:07																				
460-32109-1	2	T	22:09	X																			
ZZZZZZ			22:11																				
460-31914-E-14-A SD	5	T	22:13	X																			
CCV 460-88747/8-A	1		22:14	X																			

13-IN
ANALYSIS RUN LOG
METALS

Lab Name: TestAmerica Edison Job No.: 460-32109-1

SDG No.:

Instrument ID: LEEMAN3 Method: 7471A

Start Date: 10/07/2011 20:55 End Date: 10/07/2011 23:10

Lab Sample ID	D / F	Type	Time	Analytes																				
				Hg																				
CCB 460-88757/42	1		22:16	X																				
ZZZZZZ			22:18																					
ZZZZZZ			22:20																					
ZZZZZZ			22:21																					
ZZZZZZ			22:23																					
ZZZZZZ			22:25																					
ZZZZZZ			22:28																					
ZZZZZZ			22:30																					
ZZZZZZ			22:32																					
ZZZZZZ			22:34																					
ZZZZZZ			22:36																					
CCV 460-88747/8-A			22:37																					
CCB 460-88757/54			22:39																					
ZZZZZZ			22:41																					
ZZZZZZ			22:43																					
ZZZZZZ			22:44																					
ZZZZZZ			22:46																					
ZZZZZZ			22:48																					
ZZZZZZ			22:50																					
ZZZZZZ			22:52																					
ZZZZZZ			22:54																					
ZZZZZZ			22:56																					
ZZZZZZ			22:58																					
CCV 460-88747/8-A			23:00																					
CCB 460-88757/66			23:02																					
ZZZZZZ			23:04																					
ZZZZZZ			23:06																					
CCV 460-88747/8-A			23:08																					
CCB 460-88757/70			23:10																					

Prep Types

T = Total/NA

METALS BATCH WORKSHEET

Lab Name: TestAmerica Edison Job No.: 460-32109-1

SDG No.:

Batch Number: 88744 Batch Start Date: 10/07/11 17:36 Batch Analyst: Staib, Thomas

Batch Method: 3050B Batch End Date:

Lab Sample ID	Client Sample ID	Method Chain	Basis	InitialAmount	FinalAmount	ME_LCS-int 00025	ME_LCSS_62 00006		
MB 460-88744/1		3050B, 6010B		1.00 g	50 mL				
LCSSRM 460-88744/2		3050B, 6010B		1.01 g	50 mL		1 g		
460-31831-F-1 DU		3050B, 6010B	T	1.05 g	50 mL				
460-31831-F-1 MS		3050B, 6010B	T	1.05 g	50 mL	2 mL			
460-32109-A-1	NH-01-C	3050B, 6010B	T	1.01 g	50 mL				

Batch Notes	
Balance ID	35
Hydrogen peroxide lot number	K11J09
Lot # of hydrochloric acid	K14068
Lot # of Nitric Acid	K15028
Temperature	95 Degrees C

Basis	Basis Description
T	Total/NA

METALS BATCH WORKSHEET

Lab Name: TestAmerica Edison Job No.: 460-32109-1

SDG No.:

Batch Number: 88747 Batch Start Date: 10/07/11 18:00 Batch Analyst: Staib, Thomas

Batch Method: 7471A Batch End Date: 10/07/11 20:00

Lab Sample ID	Client Sample ID	Method Chain	Basis	InitialAmount	FinalAmount	ME_DCAL-IN 00644	ME_DQCS-INT 00337	ME_LCSS_62 00014	
ICV 460-88747/7		7471A, 7471A		0.60 g	100 mL		5 mL		
CCV 460-88747/8		7471A, 7471A		0.60 g	100 mL		5 mL		
MB 460-88747/10		7471A, 7471A		0.60 g	100 mL				
LCSSRM 460-88747/11		7471A, 7471A		0.60 g	100 mL			0.6 g	
460-31914-A-14 DU		7471A, 7471A	T	0.60 g	100 mL				
460-31914-E-14 MS		7471A, 7471A	T	0.60 g	100 mL	1 mL			
460-32109-A-1	NH-01-C	7471A, 7471A	T	0.62 g	100 mL				

Batch Notes	
Hydroxylamine Hydrochloride Lot	HgR01382
Balance ID	#35
Batch Comment	Autoclave Pressure 15 LBS
Sulfuric Acid Lot Number	K03051
Lot # of hydrochloric acid	HgR01380
Lot # of Nitric Acid	K15028
Hood ID or number	#1
Potassium Permanganate Lot Number	HgR01379
NaCL Lot #	HgR01382
Oven, Bath or Block Temperature 1	Autoclave temperatue 121 Degrees Celcius
Pipette ID	#25
Stannous Chloride Lot Number	HgR01381
ID number of the thermometer	Prep-1

Basis	Basis Description
T	Total/NA

GENERAL CHEMISTRY

COVER PAGE
GENERAL CHEMISTRY

Lab Name: TestAmerica Edison Job Number: 460-32109-1

SDG No.:

Project: Newburgh, NY

Client Sample ID	Lab Sample ID
NH-01-C	460-32109-1

Comments:

1B-IN
INORGANIC ANALYSIS DATA SHEET
GENERAL CHEMISTRY

Client Sample ID: NH-01-C
Lab Sample ID: 460-32109-1
Lab Name: TestAmerica Edison
Job No.: 460-32109-1
SDG ID.:
Matrix: Solid
Date Sampled: 10/06/2011 14:00
Reporting Basis: DRY
Date Received: 10/06/2011 18:45
% Solids: 91.0

CAS No.	Analyte	Result	RL	MDL	Units	C	Q	DIL	Method
57-12-5	Cyanide, Total	0.55	0.55	0.12	mg/Kg	U		1	9012A
18540-29-9	Cr (VI)	2.3	2.3	0.56	mg/Kg	U		1	7196A

2-IN
CALIBRATION QUALITY CONTROL
GENERAL CHEMISTRY

Lab Name: TestAmerica Edison Job No.: 460-32109-1

SDG No.:

Analyst: HV Batch Start Date: 10/11/2011

Reporting Units: mg/L Analytical Batch No.: 89084

Sample Number	QC Type	Time	Analyte	Result	Spike Amount	(%) Recovery	Limits	Qual	Reagent
8	ICV	12:35	Cyanide, Total	0.202	0.199	102	90-110		WTcnIM3_00537
9	CCB	12:36	Cyanide, Total	0.010				U	
10	CCV	12:37	Cyanide, Total	0.202	0.199	102	90-110		WTcnIM3_00537
18	CCV	12:46	Cyanide, Total	0.203	0.199	102	90-110		WTcnIM3_00537
19	CCB	12:47	Cyanide, Total	0.010				U	
30	CCV	13:00	Cyanide, Total	0.205	0.199	103	90-110		WTcnIM3_00537
31	CCB	13:01	Cyanide, Total	0.010				U	
35	CCV	13:05	Cyanide, Total	0.204	0.199	103	90-110		WTcnIM3_00537
36	CCB	13:07	Cyanide, Total	0.010				U	

Note! Calculations are performed before rounding to avoid round-off errors in calculated results.

FORM II-IN

2-IN
CALIBRATION QUALITY CONTROL
GENERAL CHEMISTRY

Lab Name: TestAmerica Edison Job No.: 460-32109-1

SDG No.:

Analyst: JC Batch Start Date: 10/14/2011

Reporting Units: ug/L Analytical Batch No.: 89501

Sample Number	QC Type	Time	Analyte	Result	Spike Amount	(%) Recovery	Limits	Qual	Reagent
7	ICV	10:54	Cr (VI)	498.5	500	100	90-110		WThcrIM3_00014
8	ICB	10:54	Cr (VI)	10.0				U	
19	CCV	10:54	Cr (VI)	498.5	500	100	90-110		WThcrIM3_00014
20	CCB	10:54	Cr (VI)	10.0				U	
31	CCV	12:39	Cr (VI)	496.0	500	99	90-110		WThcrIM3_00014
32	CCB	12:39	Cr (VI)	10.0				U	
41	CCV	13:46	Cr (VI)	494.8	500	99	90-110		WThcrIM3_00014
42	CCB	13:46	Cr (VI)	10.0				U	

Note! Calculations are performed before rounding to avoid round-off errors in calculated results.

FORM II-IN

3-IN
METHOD BLANK
GENERAL CHEMISTRY

Lab Name: TestAmerica Edison Job No.: 460-32109-1

SDG No.:

Method	Lab Sample ID	Analyte	Result	Qual	Units	RL	Dil
Batch ID: 89501	Date: 10/14/2011 10:54	Prep Batch: 89414	Date: 10/13/2011 11:30				
7196A	MB 460-89414/1-A	Cr (VI)	2.0	U	mg/Kg	2.0	1
Batch ID: 89084	Date: 10/11/2011 12:45	Prep Batch: 89025	Date: 10/11/2011 08:30				
9012A	MB 460-89025/1-A	Cyanide, Total	0.50	U	mg/Kg	0.50	1

5-IN
MATRIX SPIKE SAMPLE RECOVERY
GENERAL CHEMISTRY

Lab Name: TestAmerica Edison Job No.: 460-32109-1

SDG No.:

Matrix: Solid

Method	Lab Sample ID	Analyte	Result	C	Unit	Spike Amount	Pct. Rec.	Limits	RPD	RPD Limit	Q
Batch ID: 89084	Date: 10/11/2011 12:51		Prep Batch: 89025		Date: 10/11/2011 08:30						
9012A	460-31686-E-12-G	Cyanide, Total	0.61	U	mg/Kg						
9012A	460-31686-E-12-G MS	Cyanide, Total	12.84		mg/Kg	12.3	105	87-115			

Calculations are performed before rounding to avoid round-off errors in calculated results.
Note - Results and Reporting Limits have been adjusted for dry weight.

FORM V-IN

5-IN
MATRIX SPIKE DUPLICATE SAMPLE RECOVERY
GENERAL CHEMISTRY

Lab Name: TestAmerica Edison Job No.: 460-32109-1

SDG No.:

Matrix: Solid

Method	Lab Sample ID	Analyte	Result	C	Unit	Spike Amount	Pct. Rec.	Limits	RPD	RPD Limit	Q
Batch ID: 89084	Date: 10/11/2011 12:52		Prep Batch: 89025		Date: 10/11/2011 08:30						
9012A	460-31686-E-1 2-H MSD	Cyanide, Total	12.69		mg/Kg	12.3	103	87-115	1	10	

Calculations are performed before rounding to avoid round-off errors in calculated results.
Note - Results and Reporting Limits have been adjusted for dry weight.

FORM V-IN

5-IN
MATRIX SPIKE SOLUBLE SAMPLE RECOVERY
GENERAL CHEMISTRY

Lab Name: TestAmerica Edison Job No.: 460-32109-1

SDG No.:

Matrix: Solid

Method	Lab Sample ID	Analyte	Result	C	Unit	Spike Amount	Pct. Rec.	Limits	RPD	RPD Limit	Q
Batch ID: 89501	Date: 10/14/2011 10:54		Prep Batch: 89414		Date: 10/13/2011 11:30						
7196A	460-31513-A-3-N	Cr (VI)	4.8		mg/Kg						
7196A	460-31513-A-3-N MSS	Cr (VI)	46.18		mg/Kg	48.8	85	75-125			
Batch ID: 89501	Date: 10/14/2011 10:54		Prep Batch: 89414		Date: 10/13/2011 11:30						
7196A	460-31513-A-3-O	Cr (VI)	4.8		mg/Kg						
7196A	460-31513-A-3-O MSI	Cr (VI)	726.5		mg/Kg	864	83	75-125			
Batch ID: 89501	Date: 10/14/2011 10:54		Prep Batch: 89414		Date: 10/13/2011 11:30						
7196A	460-31513-A-3-L	Cr (VI)	4.8		mg/Kg						
7196A	460-31513-A-3-L PDS	Cr (VI)	56.47		mg/Kg	48.8	106	85-115			

Calculations are performed before rounding to avoid round-off errors in calculated results.
Note - Results and Reporting Limits have been adjusted for dry weight.

FORM V-IN

6-IN
DUPLICATE
GENERAL CHEMISTRY

Lab Name: TestAmerica Edison Job No.: 460-32109-1

SDG No.:

Matrix: Solid

Method	Client Sample ID	Lab Sample ID	Analyte	Result	Unit	RPD	RPD Limit	Qual
Batch ID: 89501	Date: 10/14/2011 10:54	Prep Batch: 89414	Date: 10/13/2011 11:30					
7196A		460-31513-A-3-M	Cr (VI)	4.8	mg/Kg			
7196A		460-31513-A-3-M DU	Cr (VI)	5.07	mg/Kg	5	20	

Calculations are performed before rounding to avoid round-off errors in calculated results.

FORM VI-IN

7A-IN
LOW LEVEL CONTROL SAMPLE
GENERAL CHEMISTRY

Lab Name: TestAmerica Edison Job No.: 460-32109-1

SDG No.:

Matrix: Solid

Method	Lab Sample ID	Analyte	Result	C	Unit	Spike Amount	Pct. Rec.	Limits	RPD	RPD Limit	Q
Batch ID: 89084	Date: 10/11/2011 12:48		Prep Batch: 89025			Date: 10/11/2011 08:30					
						LCS Source: WTcnIM2_00663					
9012A	LLCS 460-89025/2-A	Cyanide, Total	1.35		mg/Kg	1.25	108	90-110			

Calculations are performed before rounding to avoid round-off errors in calculated results.

FORM VIIA-IN

7A-IN
HIGH LEVEL CONTROL SAMPLE
GENERAL CHEMISTRY

Lab Name: TestAmerica Edison Job No.: 460-32109-1

SDG No.:

Matrix: Solid

Method	Lab Sample ID	Analyte	Result	C	Unit	Spike Amount	Pct. Rec.	Limits	RPD	RPD Limit	Q
Batch ID: 89084	Date: 10/11/2011 12:50		Prep Batch: 89025			Date: 10/11/2011 08:30					
						LCS Source: WTcnIM1_00496					
9012A	HLCS 460-89025/3-A	Cyanide, Total	9.92		mg/Kg	10.0	99	90-110			

Calculations are performed before rounding to avoid round-off errors in calculated results.

FORM VIIA-IN

7A-IN
LAB CONTROL SAMPLE SOLUBLE
GENERAL CHEMISTRY

Lab Name: TestAmerica Edison Job No.: 460-32109-1

SDG No.:

Matrix: Solid

Method	Lab Sample ID	Analyte	Result	C	Unit	Spike Amount	Pct. Rec.	Limits	RPD	RPD Limit	Q
Batch ID: 89501	Date: 10/14/2011 10:54		Prep Batch: 89414			Date: 10/13/2011 11:30					
						LCS Source: WThcrsLCS_00047					
7196A	LCSS 460-89414/2-A	Cr (VI)	13.61		mg/Kg	14.2	96	85-115			
Batch ID: 89501	Date: 10/14/2011 10:54		Prep Batch: 89414			Date: 10/13/2011 11:30					
						LCS Source: WThcrPbCr_00004					
7196A	LCSI 460-89414/3-A	Cr (VI)	668.1		mg/Kg	708	94	80-120			

Calculations are performed before rounding to avoid round-off errors in calculated results.

FORM VIIA-IN

9-IN
DETECTION LIMITS
GENERAL CHEMISTRY

Lab Name: TestAmerica Edison Job Number: 460-32109-1

SDG Number:

Matrix: Solid Instrument ID: Lachat2

Method: 9012A MDL Date: 12/21/2008 21:24

Prep Method: 9012A

Analyte	Wavelength/ Mass	RL (mg/Kg)	MDL (mg/Kg)
Cyanide, Total		0.5	0.111

9-IN
CALIBRATION BLANK DETECTION LIMITS
GENERAL CHEMISTRY

Lab Name: TestAmerica Edison Job Number: 460-32109-1

SDG Number:

Matrix: Solid Instrument ID: Lachat2

Method: 9012A XMDL Date: 12/21/2008 21:32

Analyte	Wavelength/ Mass	XRL (mg/L)	XMDL (mg/L)
Cyanide, Total		0.01	0.0059

9-IN
DETECTION LIMITS
GENERAL CHEMISTRY

Lab Name: TestAmerica Edison Job Number: 460-32109-1

SDG Number:

Matrix: Solid Instrument ID: WetHexSpec

Method: 7196A MDL Date: 12/22/2008 10:47

Prep Method: 3060A

Analyte	Wavelength/ Mass	RL (mg/Kg)	MDL (mg/Kg)
Cr (VI)		2	0.495

9-IN
CALIBRATION BLANK DETECTION LIMITS
GENERAL CHEMISTRY

Lab Name: TestAmerica Edison Job Number: 460-32109-1

SDG Number:

Matrix: Solid Instrument ID: WetHexSpec

Method: 7196A XMDL Date: 12/22/2008 10:48

Analyte	Wavelength/ Mass	XRL (ug/L)	XMDL (ug/L)
Cr (VI)		10	1.51

9-IN
DETECTION LIMITS
GENERAL CHEMISTRY

Lab Name: TestAmerica Edison Job Number: 460-32109-1

SDG Number:

Matrix: Solid Instrument ID: NOEQUIP

Method: Moisture RL Date: 02/15/2007 17:07

Analyte	Wavelength/ Mass	RL (%)	
Percent Moisture		1	
Percent Solids		1	

9-IN
CALIBRATION BLANK DETECTION LIMITS
GENERAL CHEMISTRY

Lab Name: TestAmerica Edison Job Number: 460-32109-1

SDG Number:

Matrix: Solid Instrument ID: NOEQUIP

Method: Moisture XRL Date: 01/01/2007 16:49

Analyte	Wavelength/ Mass	XRL (%)	
Percent Moisture		1	
Percent Solids		1	

11-IN
LINEAR RANGES
GENERAL CHEMISTRY

Lab Name: TestAmerica Edison Job No: 460-32109-1

SDG No.:

Instrument ID: WetHexSpec Date: 01/01/2009 10:43

Analyte	Integ. Time (Sec.)	Concentration (mg/L)	Method
Cr (VI)		1.25	7196A

12-IN
PREPARATION LOG
GENERAL CHEMISTRY

Lab Name: TestAmerica Edison Job No.: 460-32109-1

SDG No.:

Prep Method: 9012A

Lab Sample ID	Preparation Date	Prep Batch	Initial Weight (g)	Initial Volume	Final Volume (mL)
MB 460-89025/1-A	10/11/2011 08:30	89025	1.0		50.0
LLCS 460-89025/2-A	10/11/2011 08:30	89025	1.0		50.0
HLCS 460-89025/3-A	10/11/2011 08:30	89025	1.0		50.0
460-31686-E-12-G MS	10/11/2011 08:30	89025	1.0		50.0
460-31686-E-12-H MSD	10/11/2011 08:30	89025	1.0		50.0
460-32109-1	10/11/2011 08:30	89025	1.0		50.0

12-IN
PREPARATION LOG
GENERAL CHEMISTRY

Lab Name: TestAmerica Edison Job No.: 460-32109-1

SDG No.:

Prep Method: 3060A

Lab Sample ID	Preparation Date	Prep Batch	Initial Weight (g)	Initial Volume	Final Volume (mL)
MB 460-89414/1-A	10/13/2011 11:30	89414	2.50		100
LCSS 460-89414/2-A	10/13/2011 11:30	89414	2.50		100
LCSI 460-89414/3-A	10/13/2011 11:30	89414	2.50		100
460-31513-A-3-M DU	10/13/2011 11:30	89414	2.50		100
460-31513-A-3-N MSS	10/13/2011 11:30	89414	2.50		100
460-31513-A-3-O MSI	10/13/2011 11:30	89414	2.50		100
460-32109-1	10/13/2011 11:30	89414	2.43		100

13-IN
ANALYSIS RUN LOG
GENERAL CHEMISTRY

Lab Name: TestAmerica Edison Job No.: 460-32109-1

SDG No.:

Instrument ID: Lachat2 Method: 9012A

Start Date: 10/11/2011 12:26 End Date: 10/11/2011 13:07

Lab Sample ID	D / F	Type	Time	Analytes																				
				CN																				
ZZZZZZ			12:26																					
ZZZZZZ			12:27																					
ZZZZZZ			12:28																					
ZZZZZZ			12:29																					
ZZZZZZ			12:30																					
ZZZZZZ			12:31																					
ZZZZZZ			12:32																					
ICV 460-89084/8	1		12:35	X																				
CCB 460-89084/9	1		12:36	X																				
CCV 460-89084/10	1		12:37	X																				
ZZZZZZ			12:38																					
ZZZZZZ			12:39																					
ZZZZZZ			12:40																					
ZZZZZZ			12:42																					
ZZZZZZ			12:43																					
ZZZZZZ			12:44																					
MB 460-89025/1-A	1	T	12:45	X																				
CCV 460-89084/18	1		12:46	X																				
CCB 460-89084/19	1		12:47	X																				
LLCS 460-89025/2-A	1	T	12:48	X																				
HLCS 460-89025/3-A	1	T	12:50	X																				
460-31686-E-12-G MS	1	T	12:51	X																				
460-31686-E-12-H MSD	1	T	12:52	X																				
ZZZZZZ			12:53																					
ZZZZZZ			12:54																					
ZZZZZZ			12:55																					
ZZZZZZ			12:56																					
ZZZZZZ			12:57																					
ZZZZZZ			12:59																					
CCV 460-89084/30	1		13:00	X																				
CCB 460-89084/31	1		13:01	X																				
460-32109-1	1	T	13:02	X																				
ZZZZZZ			13:03																					
ZZZZZZ			13:04																					
CCV 460-89084/35	1		13:05	X																				
CCB 460-89084/36	1		13:07	X																				

Prep Types

T = Total/NA

13-IN
ANALYSIS RUN LOG
GENERAL CHEMISTRY

Lab Name: TestAmerica Edison Job No.: 460-32109-1

SDG No.:

Instrument ID: WetHexSpec Method: 7196A

Start Date: 10/14/2011 08:51 End Date: 10/14/2011 13:46

Lab Sample ID	D / F	Type	Time	Analytes																			
				Cr6																			
IC 460-89501/1			08:51	X																			
IC 460-89501/2			08:51	X																			
IC 460-89501/3			08:51	X																			
IC 460-89501/4			08:51	X																			
IC 460-89501/5			08:51	X																			
IC 460-89501/6			08:51	X																			
ZZZZZZ			09:57																				
ZZZZZZ			09:57																				
ZZZZZZ			09:57																				
ZZZZZZ			09:57																				
ZZZZZZ			09:57																				
ZZZZZZ			09:57																				
ZZZZZZ			09:57																				
ZZZZZZ			09:57																				
ICV 460-89501/7	1		10:54	X																			
ICB 460-89501/8	1		10:54	X																			
MB 460-89414/1-A	1	T	10:54	X																			
LCSS 460-89414/2-A	1	T	10:54	X																			
LCSI 460-89414/3-A	50	T	10:54	X																			
ZZZZZZ			10:54																				
460-31513-A-3-M DU	1	T	10:54	X																			
460-31513-A-3-N MSS	1	T	10:54	X																			
460-31513-A-3-O MSI	50	T	10:54	X																			
460-31513-A-3-L PDS	1	T	10:54	X																			
ZZZZZZ			10:54																				
ZZZZZZ			10:54																				
CCV 460-89501/19	1		10:54	X																			
CCB 460-89501/20	1		10:54	X																			
ZZZZZZ			12:39																				
ZZZZZZ			12:39																				
ZZZZZZ			12:39																				
ZZZZZZ			12:39																				
ZZZZZZ			12:39																				
ZZZZZZ			12:39																				
ZZZZZZ			12:39																				
ZZZZZZ			12:39																				
ZZZZZZ			12:39																				
ZZZZZZ			12:39																				
CCV 460-89501/31	1		12:39	X																			
CCB 460-89501/32	1		12:39	X																			
ZZZZZZ			13:46																				
ZZZZZZ			13:46																				

13-IN
ANALYSIS RUN LOG
GENERAL CHEMISTRY

Lab Name: TestAmerica Edison Job No.: 460-32109-1

SDG No.:

Instrument ID: WetHexSpec Method: 7196A

Start Date: 10/14/2011 08:51 End Date: 10/14/2011 13:46

Lab Sample ID	D / F	Type	Time	Analytes																			
				Cr6																			
ZZZZZZ			13:46																				
ZZZZZZ			13:46																				
ZZZZZZ			13:46																				
460-32109-1	1	T	13:46	X																			
ZZZZZZ			13:46																				
ZZZZZZ			13:46																				
CCV 460-89501/41	1		13:46	X																			
CCB 460-89501/42	1		13:46	X																			

Prep Types

T = Total/NA

13-IN
ANALYSIS RUN LOG
GENERAL CHEMISTRY

Lab Name: TestAmerica Edison Job No.: 460-32109-1

SDG No.:

Instrument ID: NOEQUIP Method: Moisture

Start Date: 10/08/2011 16:01 End Date: 10/08/2011 17:21

Lab Sample ID	D / F	Type	Time	Analytes																				
				% Sol	Moist																			
ZZZZZZ			16:01																					
ZZZZZZ			16:01																					
ZZZZZZ			16:01																					
ZZZZZZ			16:01																					
ZZZZZZ			16:01																					
ZZZZZZ			16:01																					
ZZZZZZ			16:01																					
ZZZZZZ			16:01																					
ZZZZZZ			16:01																					
ZZZZZZ			16:01																					
ZZZZZZ			16:01																					
ZZZZZZ			16:01																					
ZZZZZZ			16:01																					
ZZZZZZ			16:01																					
ZZZZZZ			16:01																					
ZZZZZZ			16:01																					
ZZZZZZ			16:01																					
ZZZZZZ			16:01																					
ZZZZZZ			16:01																					
ZZZZZZ			16:01																					
ZZZZZZ			16:01																					
ZZZZZZ			16:01																					
ZZZZZZ			16:01																					
ZZZZZZ			16:01																					
ZZZZZZ			16:01																					
ZZZZZZ			16:01																					
ZZZZZZ			16:01																					
ZZZZZZ			16:01																					
ZZZZZZ			16:01																					
ZZZZZZ			16:01																					
ZZZZZZ			16:01																					
ZZZZZZ			16:01																					
ZZZZZZ			16:01																					
ZZZZZZ			16:01																					
ZZZZZZ			16:01																					
ZZZZZZ			16:01																					
ZZZZZZ			16:01																					
ZZZZZZ			16:01																					
ZZZZZZ			16:01																					
ZZZZZZ			16:08																					
ZZZZZZ			16:08																					
ZZZZZZ			16:30																					
ZZZZZZ			16:30																					
ZZZZZZ			16:30																					
ZZZZZZ			16:30																					
ZZZZZZ			16:30																					

13-IN
ANALYSIS RUN LOG
GENERAL CHEMISTRY

Lab Name: TestAmerica Edison Job No.: 460-32109-1

SDG No.:

Instrument ID: NOEQUIP Method: Moisture

Start Date: 10/08/2011 16:01 End Date: 10/08/2011 17:21

Lab Sample ID	D / F	Type	Time	Analytes																				
				% Sol	Moist																			
ZZZZZZ			16:30																					
ZZZZZZ			16:30																					
ZZZZZZ			16:30																					
ZZZZZZ			16:30																					
ZZZZZZ			16:30																					
ZZZZZZ			16:35																					
ZZZZZZ			16:35																					
ZZZZZZ			16:35																					
ZZZZZZ			17:21																					
ZZZZZZ			17:21																					
ZZZZZZ			17:21																					
ZZZZZZ			17:21																					
ZZZZZZ			17:21																					
ZZZZZZ			17:21																					
ZZZZZZ			17:21																					
ZZZZZZ			17:21																					
460-32109-1	1	T	17:21	X	X																			
460-32109-1 DU	1	T	17:21	X	X																			

Prep Types

T = Total/NA

GENERAL CHEMISTRY BATCH WORKSHEET

Lab Name: TestAmerica Edison Job No.: 460-32109-1

SDG No.:

Batch Number: 89025 Batch Start Date: 10/11/11 08:30 Batch Analyst: Afremova, Izabella

Batch Method: 9012A Batch End Date: 10/11/11 10:15

Lab Sample ID	Client Sample ID	Method Chain	Basis	InitialAmount	FinalAmount	WTcnIM1 00496	WTcnIM2 00663		
MB 460-89025/1		9012A, 9012A		1.0 g	50.0 mL				
LLCS 460-89025/2		9012A, 9012A		1.0 g	50.0 mL		0.25 mL		
HLCS 460-89025/3		9012A, 9012A		1.0 g	50.0 mL	1 mL			
460-31686-E-12 MS		9012A, 9012A	T	1.0 g	50.0 mL	1 mL			
460-31686-E-12 MSD		9012A, 9012A	T	1.0 g	50.0 mL	1 mL			
460-32109-A-1	NH-01-C	9012A, 9012A	T	1.0 g	50.0 mL				

Batch Notes	
Distillation Temperature	125 Degrees C
Magnesium Chloride Lot Number	ALFA Aesar/K13R006
Sodium Hydroxide Reagent ID Number	# C - 7536-11 exp.04/10/12
Sulfamic Acid Reagent ID Number	# C - 7537-11 exp.04/10/12
Sulfuric Acid Reagent ID Number	# C - 7538-11 exp.04/10/12

Basis	Basis Description
T	Total/NA

GENERAL CHEMISTRY BATCH WORKSHEET

Lab Name: TestAmerica Edison Job No.: 460-32109-1

SDG No.:

Batch Number: 89084 Batch Start Date: 10/11/11 12:26 Batch Analyst: Vu, Huan

Batch Method: 9012A Batch End Date: 10/11/11 15:48

Lab Sample ID	Client Sample ID	Method Chain	Basis	FinalAmount	WTcnIM3 00537				
ICV 460-89084/8		9012A		100 mL	2 mL				
CCV 460-89084/10		9012A		100 mL	2 mL				
CCV 460-89084/18		9012A		100 mL	2 mL				
CCV 460-89084/30		9012A		100 mL	2 mL				
CCV 460-89084/35		9012A		100 mL	2 mL				

Batch Notes	
Batch Comment	A(48898-48904)-11 CAL exp;10/11/11
Buffer Reagent ID Number	C-7534-11 exp:11/08/11
Chloramine-T Reagent ID Number	C-7541-11 exp;10/11/11
NaOH Lot #	C-7532-11 exp;04/08/12
Pyridine-Barbituric Acid Reagent ID	C-7533-11 exp;10/15/11

Basis	Basis Description

GENERAL CHEMISTRY BATCH WORKSHEET

Lab Name: TestAmerica Edison Job No.: 460-32109-1

SDG No.:

Batch Number: 89414 Batch Start Date: 10/13/11 11:30 Batch Analyst: Acierno, Mark

Batch Method: 3060A Batch End Date: 10/13/11 12:30

Lab Sample ID	Client Sample ID	Method Chain	Basis	InitialAmount	FinalAmount	Initial pH	Final pH	WThcrIM 00028	WThcrPbCr 00004
MB 460-89414/1		3060A, 7196A		2.50 g	100 mL	7.84 SU	1.80 SU		
LCSS 460-89414/2		3060A, 7196A		2.50 g	100 mL	7.57 SU	1.65 SU		
LCSI 460-89414/3		3060A, 7196A		2.50 g	100 mL	7.30 SU	1.64 SU		0.011 g
460-31513-A-3 DU		3060A, 7196A	T	2.50 g	100 mL	7.19 SU	1.61 SU		
460-31513-A-3 MSS		3060A, 7196A	T	2.50 g	100 mL	7.28 SU	1.77 SU	1 mL	
460-31513-A-3 MSI		3060A, 7196A	T	2.50 g	100 mL	7.02 SU	1.69 SU		0.011 g
460-32109-A-1	NH-01-C	3060A, 7196A	T	2.43 g	100 mL	7.56 SU	1.60 SU		

Lab Sample ID	Client Sample ID	Method Chain	Basis	WThcrsLCS 00047	AnalysisComment				
MB 460-89414/1		3060A, 7196A							
LCSS 460-89414/2		3060A, 7196A		5 mL					
LCSI 460-89414/3		3060A, 7196A							
460-31513-A-3 DU		3060A, 7196A	T		med brn				
460-31513-A-3 MSS		3060A, 7196A	T		med brn				
460-31513-A-3 MSI		3060A, 7196A	T		med brn				
460-32109-A-1	NH-01-C	3060A, 7196A	T		lt brn				

GENERAL CHEMISTRY BATCH WORKSHEET

Lab Name: TestAmerica Edison Job No.: 460-32109-1

SDG No.:

Batch Number: 89414 Batch Start Date: 10/13/11 11:30 Batch Analyst: Acierno, Mark

Batch Method: 3060A Batch End Date: 10/13/11 12:30

Batch Notes	
Alkaline Digestion Solution Reagent ID	C-7525-11 exp: 11/5/11
Batch Comment	Temp after 30 minutes = 94.0C
First End time	12:30
Potassium Phosphate Buffer Reagent ID	C7439-11 exp: 3/6/12
Lead Chromate Lot #	BCBC2419
Lead Chromate Vendor ID	Aldrich
Magnesium Chloride Lot Number	K13R006
Magnesium Chloride Vendor	Aesar
First Start time	11:30
Ending Temperature	94.0C Celsius
Starting Temperature	92.0C Celsius

Basis	Basis Description
T	Total/NA

GENERAL CHEMISTRY BATCH WORKSHEET

Lab Name: TestAmerica Edison Job No.: 460-32109-1

SDG No.:

Batch Number: 89501 Batch Start Date: 10/14/11 09:57 Batch Analyst: Carlone, John

Batch Method: 7196A Batch End Date: 10/14/11 13:46

Lab Sample ID	Client Sample ID	Method Chain	Basis	FinalAmount	ColorBlk	UnCorResp	CalcMsg	WThcrIM 00028	WThcrIM3 00014
IC 460-89501/1		7196A		100 mL			Color Resp. is Blank		
IC 460-89501/2		7196A		100 mL			Color Resp. is Blank	0.05 mL	
IC 460-89501/3		7196A		100 mL			Color Resp. is Blank	0.1 mL	
IC 460-89501/4		7196A		100 mL			Color Resp. is Blank	0.5 mL	
IC 460-89501/5		7196A		100 mL			Color Resp. is Blank	0.75 mL	
IC 460-89501/6		7196A		100 mL			Color Resp. is Blank	1.25 mL	
ICV 460-89501/7		7196A		100 mL		0.414 Absorbance	OK w/o Correction		0.5 mL
ICB 460-89501/8		7196A		100 mL		0.000 Absorbance	OK w/o Correction		
MB 460-89414/1-A		7196A		100 mL		0.000 Absorbance	OK w/o Correction		
LCSS 460-89414/2-A		7196A		100 mL		0.284 Absorbance	OK w/o Correction		
LCSI 460-89414/3-A		7196A		100 mL		0.279 Absorbance	OK w/o Correction		
460-31513-A-3-MDU		7196A	T	100 mL	0.001 Absorbance	0.091 Absorbance	OK		
460-31513-A-3-NMSS		7196A	T	100 mL	0.000 Absorbance	0.781 Absorbance	OK		
460-31513-A-3-OMSI		7196A	T	100 mL	0.000 Absorbance	0.249 Absorbance	OK		
460-31513-A-3-LPDS		7196A	T	50 mL	0.000 Absorbance	0.954 Absorbance	OK	0.5 mL	
CCV 460-89501/19		7196A		100 mL		0.414 Absorbance	OK w/o Correction		0.5 mL
CCB 460-89501/20		7196A		100 mL		0.000 Absorbance	OK w/o Correction		
CCV 460-89501/31		7196A		100 mL		0.412 Absorbance	OK w/o Correction		0.5 mL
CCB 460-89501/32		7196A		100 mL		0.000 Absorbance	OK w/o Correction		
460-32109-A-1-L	NH-01-C	7196A	T	100 mL	0.000 Absorbance	0.005 Absorbance	OK		
CCV 460-89501/41		7196A		100 mL		0.411 Absorbance	OK w/o Correction		0.5 mL
CCB 460-89501/42		7196A		100 mL		0.0000 Absorbance	OK w/o Correction		

GENERAL CHEMISTRY BATCH WORKSHEET

Lab Name: TestAmerica Edison Job No.: 460-32109-1

SDG No.:

Batch Number: 89501 Batch Start Date: 10/14/11 09:57 Batch Analyst: Carlone, John

Batch Method: 7196A Batch End Date: 10/14/11 13:46

Lab Sample ID	Client Sample ID	Method Chain	Basis	AnalysisComment					
IC 460-89501/1		7196A							
IC 460-89501/2		7196A							
IC 460-89501/3		7196A							
IC 460-89501/4		7196A							
IC 460-89501/5		7196A							
IC 460-89501/6		7196A							
ICV 460-89501/7		7196A							
ICB 460-89501/8		7196A							
MB 460-89414/1-A		7196A							
LCSS 460-89414/2-A		7196A							
LCSI 460-89414/3-A		7196A							
460-31513-A-3-MDU		7196A	T	1.67					
460-31513-A-3-NMSS		7196A	T	1.62					
460-31513-A-3-OMSI		7196A	T	1.60					
460-31513-A-3-LPDS		7196A	T	1.62					
CCV 460-89501/19		7196A							
CCB 460-89501/20		7196A							
CCV 460-89501/31		7196A							
CCB 460-89501/32		7196A							
460-32109-A-1-L	NH-01-C	7196A	T	1.60					
CCV 460-89501/41		7196A							
CCB 460-89501/42		7196A							

GENERAL CHEMISTRY BATCH WORKSHEET

Lab Name: TestAmerica Edison Job No.: 460-32109-1

SDG No.:

Batch Number: 89501 Batch Start Date: 10/14/11 09:57 Batch Analyst: Carlone, John

Batch Method: 7196A Batch End Date: 10/14/11 13:46

Batch Notes	
Spectrophotometer Cell Path Length	1 cm
Color Reagent ID Number	C-7552-11 EXP 11/14/11
Nitric Acid Reagent ID Number	C-7543-11 EXP 4/12/12
Sulfuric Acid Reagent ID Number	C-7548-11 EXP 4/13/12

Basis	Basis Description
T	Total/NA

GENERAL CHEMISTRY BATCH WORKSHEET

Lab Name: TestAmerica Edison Job No.: 460-32109-1

SDG No.:

Batch Number: 88808 Batch Start Date: 10/08/11 16:01 Batch Analyst: Smith, Anthony G

Batch Method: Moisture Batch End Date:

Lab Sample ID	Client Sample ID	Method Chain	Basis	DISH#	DishWeight	SampleMassWet	SampleMassDry		
460-32109-A-1	NH-01-C	Moisture	T	134	1.06 g	5.39 g	5.00 g		
460-32109-A-1 DU	NH-01-C	Moisture	T	135	1.05 g	5.58 g	5.17 g		

Batch Notes	
Balance ID	104 No Unit
Date samples were placed in the oven	10/08/2011
Oven Temp when samples are put in oven	OVEN 1 104 OVEN 2 105 Degrees C
Time samples were place in the oven	16:50
Date samples were removed from oven	10-9-2011
Oven Temp when samples removed from oven	oven 1 104 Degrees C
Time Samples were removed from oven	1405
Oven ID	OVEN 1, OVEN 2
ID number of the thermometer	OVEN 1 1895 OVEN 2 1840

Basis	Basis Description
T	Total/NA

Shipping and Receiving Documents

777 New Durham Road
Edison, New Jersey 08817
Phone: (732) 549-3900 Fax: (732) 549-3679

TestAmerica
THE LEADER IN ENVIRONMENTAL TESTING

CHAIN OF CUSTODY / ANALYSIS REQUEST

Name (for report and invoice)	Samplers Name (Printed) Rosenberger	Site/Project Identification Newburgh NY
Company EMR Contracting	P. O. #	State (Location of site): NJ: ☐ NY: ☒ Other:
Address PO Box 70	Analysis Turnaround Time: Standard ☐	Regulatory Program:
City Winslow State NJ	Rush Chrages Authorized For: 2 Week ☐ 1 Week ☒ Other ☐	LAB USE ONLY Project No:
Phone 609-567-0600 Fax 609-567-0822		Job No: 32109

ANALYSIS REQUESTED (ENTER "X" BELOW TO INDICATE REQUEST)

Sample Identification	Date	Time	Matrix	No. of Cont.	N,J,S,C,C										Sample Numbers
NH-01-C	10-6-11	2pm	S	1	X										

Preservation Used: 1 = ICE, 2 = HCl, 3 = H_2SO_4, 4 = HNO_3, 5 = NaOH, 6 = Other _____, 7 = Other _____ Soil: / Water:

Special Instructions Water Metals Filtered (Yes/No)? _____

	Company	Date / Time	Received by	Company
Relinquished by	EMR	10/6/11 4pm	1)	TestAmerica
Relinquished by 2)	TestAmer	10/6/11 1700	Received by 2)	Company
Relinquished by 3)	Company	10/6/11 1845	Received by 3)	Company
Relinquished by 4)	Company	Date / Time	Received by 4)	Company

5 Day RUSH

Laboratory Certifications: New Jersey (12028), New York (11452), Pennsylvania (68-522), Connecticut (PH-0200), Rhode Island (132). TAL - 0

Massachusetts (M-NJ312), North Carolina (No. 578)

2.1 #

Login Sample Receipt Checklist

Client: Enterprise Network Resolutions

Job Number: 460-32109-1

Login Number: 32109

List Source: TestAmerica Edison

List Number: 1

Creator: Smith, Anthony G

Question	Answer	Comment
Radioactivity either was not measured or, if measured, is at or below background	N/A	
The cooler's custody seal, if present, is intact.	N/A	
The cooler or samples do not appear to have been compromised or tampered with.	True	
Samples were received on ice.	True	
Cooler Temperature is acceptable.	True	
Cooler Temperature is recorded.	True	2.1 IR# 50
COC is present.	True	
COC is filled out in ink and legible.	True	
COC is filled out with all pertinent information.	True	
Is the Field Sampler's name present on COC?	True	
There are no discrepancies between the sample IDs on the containers and the COC.	True	
Samples are received within Holding Time.	True	
Sample containers have legible labels.	True	
Containers are not broken or leaking.	True	
Sample collection date/times are provided.	True	
Appropriate sample containers are used.	True	
Sample bottles are completely filled.	True	
Sample Preservation Verified.	True	
There is sufficient vol. for all requested analyses, incl. any requested MS/MSDs	True	
VOA sample vials do not have headspace or bubble is <6mm (1/4") in diameter.	True	
Multiphasic samples are not present.	True	
Samples do not require splitting or compositing.	N/A	
Residual Chlorine Checked.	N/A	

TestAmerica
THE LEADER IN ENVIRONMENTAL TESTING

ANALYTICAL REPORT

Job Number: 460-32106-1

Job Description: Newburgh, NY

For:
Enterprise Network Resolutions
PO BOX 70
874 Piney Hollow Road
Winslow, NJ 08095

Attention: Ted Budzynski



Approved for release.
Cloide Elvie
Project Manager I
10/19/2011 12:41 PM

Cloide Elvie
Project Manager I
cloide.elvie@testamericainc.com
10/19/2011

The test results in this report meet all NELAP requirements unless specified within the case narrative. Pursuant to NELAP, this report may not be reproduced, except in full, without the written approval of the laboratory. All questions regarding this report should be directed to the TestAmerica Edison Project Manager.

TestAmerica Edison Certifications and Approvals: Connecticut: CTDOH #PH-0200, New Jersey: NJDEP (NELAP) #12028, New York: NYDOH (NELAP) #11452, NYDOH (ELAP) #11452, Pennsylvania: PADEP (NELAP) 68-00522 and Rhode Island: RIDOH LAO00132

Table of Contents

Cover Title Page 1

Data Summaries 6

- Report Narrative 6
- Sample Summary 8
- Executive Summary 9
- Method Summary 10
- Method / Analyst Summary 11
- Sample Datasheets 12
- Surrogate Summary 22
- QC Data Summary 27
- Data Qualifiers 56
- QC Association Summary 57
- Lab Chronicle 62

Organic Sample Data 67

- GC/MS VOA 67
  - Method 8260B 67
    - Method 8260B QC Summary 68
    - Method 8260B Sample Data 76
    - Standards Data 79
      - Method 8260B ICAL Data 79
      - Method 8260B CCAL Data 91
    - Raw QC Data 94
      - Method 8260B Tune Data 94
      - Method 8260B Blank Data 102
      - Method 8260B LCS/LCSD Data 108
      - Method 8260B MS/MSD Data 114

Table of Contents

Method 8260B Run Logs 116

Method 8260B Prep Data 118

GC/MS Semi VOA 119

Method 8270C 119

Method 8270C QC Summary 120

Method 8270C Sample Data 127

Standards Data 130

Method 8270C ICAL Data 130

Method 8270C CCAL Data 142

Raw QC Data 145

Method 8270C Tune Data 145

Method 8270C Blank Data 155

Method 8270C LCS/LCSD Data 162

Method 8270C Run Logs 166

Method 8270C Prep Data 168

GC Semi VOA 170

Method 8081A 170

Method 8081A QC Summary 171

Method 8081A Sample Data 184

Standards Data 190

Method 8081A ICAL Data 190

Method 8081A PEM Data 210

Method 8081A CCAL Data 218

Raw QC Data 226

Method 8081A Blank Data 226

Method 8081A LCS/LCSD Data 238

Table of Contents

Method 8081A MS/MSD Data 253

Method 8081A Run Logs 257

Method 8081A Prep Data 259

Method 8082 261

Method 8082 QC Summary 262

Method 8082 Sample Data 275

Standards Data 281

Method 8082 ICAL Data 281

Method 8082 CCAL Data 331

Raw QC Data 339

Method 8082 Blank Data 339

Method 8082 LCS/LCSD Data 345

Method 8082 MS/MSD Data 356

Method 8082 Run Logs 360

Method 8082 Prep Data 363

Method 8151A 364

Method 8151A QC Summary 365

Method 8151A Sample Data 381

Standards Data 387

Method 8151A ICAL Data 387

Method 8151A CCAL Data 393

Raw QC Data 401

Method 8151A Blank Data 401

Method 8151A LCS/LCSD Data 414

Method 8151A MS/MSD Data 431

Method 8151A Run Logs 435

Table of Contents

Method 8151A Prep Data 437

Inorganic Sample Data 440

Metals Data 440

Met Cover Page 441

Met Sample Data 442

Met QC Data 443

Met ICV/CCV 443

Met Blanks 446

Met ICSA/ICSAB 452

Met MS/MSD/PDS 454

Met Dup/Trip 457

Met LCS/LCSD 459

Met Serial Dilution 461

Met MDL 463

Met Linear Ranges 467

Met Preparation Log 468

Met Analysis Run Log 470

Met Prep Data 474

General Chemistry Data 479

Gen Chem Cover Page 480

Gen Chem MDL 481

Gen Chem Analysis Run Log 483

Gen Chem Prep Data 486

Shipping and Receiving Documents 487

Client Chain of Custody 488

Sample Receipt Checklist 489

CASE NARRATIVE

Client: Enterprise Network Resolutions

Project: Newburgh, NY

Report Number: 460-32106-1

This case narrative is in the form of an exception report, where only the anomalies related to this report, method specific performance and/or QA/QC issues are discussed. If there are no issues to report, this narrative will include a statement that documents that there are no relevant data issues.

It should be noted that samples with elevated Reporting Limits (RLs) as a result of a dilution may not be able to satisfy customer reporting limits in some cases. Such increases in the RLs are unavoidable but acceptable consequence of sample dilution that enables quantification of target analytes or interferences which exceed the calibration range of the instrument.

Calculations are performed before rounding to avoid round-off errors in calculated results.

All holding times were met and proper preservation noted for the methods performed on these samples, unless otherwise detailed in the individual sections below.

RECEIPT

The samples were received on 10/06/2011; the samples arrived in good condition, properly preserved and on ice. The temperature of the coolers at receipt was 2.1 C.

Note: All samples which require thermal preservation are considered acceptable if the arrival temperature is within 2C of the required temperature or method specified range. For samples with a specified temperature of 4C, samples with a temperature ranging from just above freezing temperature of water to 6C shall be acceptable. Samples that are hand delivered immediately following collection may not meet these criteria, however they will be deemed acceptable according to NELAC standards, if there is evidence that the chilling process has begun, such as arrival on ice, etc.

TCLP METALS

Sample 460-32106-1 was analyzed for TCLP metals in accordance with EPA SW-846 Methods 1311/ 6010B. The samples were leached on 10/10/2011, prepared on 10/11/2011 and analyzed on 10/12/2011.

As a standard practice all TCLP samples are diluted 5X prior to analysis. Further dilutions may be required dependent upon analyte levels in the samples. Refer to the analytical results forms for dilutions.

No difficulties were encountered during the TCLP metals analysis.

All quality control parameters were within the acceptance limits.

TCLP MERCURY

Sample 460-32106-1 was analyzed for TCLP mercury in accordance with EPA SW-846 Methods 1311/7470A. The samples were leached on 10/10/2011, and prepared and analyzed on 10/11/2011.

No difficulties were encountered during the TCLP mercury analysis.

All quality control parameters were within the acceptance limits.

TCLP CHLORINATED PESTICIDES

Sample 460-32106-1 was analyzed for TCLP chlorinated pesticides in accordance with EPA SW-846 Methods 1311/ 8081A. The samples were leached on 10/10/2011, prepared on 10/11/2011 and analyzed on 10/12/2011.

The laboratory control sample (LCS), matrix spike (MS) , matrix spike duplicate (MSD) for batch 89123 exceeded control limits for the following analytes: heptachlor and methoxychlor. These analytes were biased high in the LCS and were not detected in the associated samples; therefore, the data have been reported.

Refer to the QC report for details.

No other difficulties were encountered during the TCLP pesticides analysis.

All other quality control parameters were within the acceptance limits.

Endrin and Methoxychlor failed the recovery criteria high for LCS 460-89123/2-A. Refer to the QC report for details.

POLYCHLORINATED BIPHENYLS (PCBS)
Sample 460-32106-1 was analyzed for polychlorinated biphenyls (PCBs) in accordance with EPA SW-846 Method 8082. The samples were prepared and analyzed on 10/11/2011.

No difficulties were encountered during the PCBs analysis.

All quality control parameters were within the acceptance limits.

TCLP CHLORINATED HERBICIDES
Sample 460-32106-1 was analyzed for TCLP chlorinated herbicides in accordance with EPA SW-846 Methods 1311/ 8151A. The samples were leached on 10/10/2011, prepared on 10/11/2011 and analyzed on 10/12/2011.

No difficulties were encountered during the TCLP herbicides analysis.

All quality control parameters were within the acceptance limits.

TCLP VOLATILE ORGANIC COMPOUNDS (GC-MS)
Sample 460-32106-1 was analyzed for TCLP volatile organic compounds (GC-MS) in accordance with EPA SW-846 Methods 1311/8260B. The samples were leached on 10/10/2011 and analyzed on 10/12/2011.

Sample 460-32106-1(10X) required dilution prior to analysis. The reporting limits have been adjusted accordingly.

All samples and associated QC are diluted 10X prior to TCLP VOA analysis.

No difficulties were encountered during the TCLP volatiles analysis.

All quality control parameters were within the acceptance limits.

TCLP SEMIVOLATILE ORGANIC COMPOUNDS (GC-MS)
Sample 460-32106-1 was analyzed for TCLP semivolatile organic compounds (GC-MS) in accordance with EPA SW-846 Methods 1311/8270C. The samples were leached on 10/10/2011, prepared on 10/11/2011 and analyzed on 10/12/2011.

No difficulties were encountered during the TCLP semivolatiles analysis.

All quality control parameters were within the acceptance limits.

PERCENT SOLIDS
Sample 460-32106-1 was analyzed for percent solids in accordance with ASTM D2974-87 Modified. The samples were analyzed on 10/12/2011.

No difficulties were encountered during the % solids analysis.

All quality control parameters were within the acceptance limits.

SAMPLE SUMMARY

Client: Enterprise Network Resolutions

Job Number: 460-32106-1

Lab Sample ID	Client Sample ID	Client Matrix	Date/Time Sampled	Date/Time Received
460-32106-1	NH-01-B	Solid	10/06/2011 1845	10/06/2011 1845

EXECUTIVE SUMMARY - Detections

Client: Enterprise Network Resolutions Job Number: 460-32106-1

Lab Sample ID / Analyte	Client Sample ID	Result	Qualifier	Reporting Limit	Units	Method
460-32106-1	**NH-01-B**					
Percent Moisture		8.3		1.0	%	Moisture
Percent Solids		91.7		1.0	%	Moisture

METHOD SUMMARY

Client: Enterprise Network Resolutions | Job Number: 460-32106-1

Description	Lab Location	Method	Preparation Method
Matrix: Solid			
Volatile Organic Compounds (GC/MS)	TAL EDI	SW846 8260B	
TCLP Extraction	TAL EDI		SW846 1311
Purge and Trap	TAL EDI		SW846 5030B
Semivolatile Organic Compounds (GC/MS)	TAL EDI	SW846 8270C	
TCLP Extraction	TAL EDI		SW846 1311
Liquid-Liquid Extraction (Separatory Funnel)	TAL EDI		SW846 3510C
Organochlorine Pesticides (GC)	TAL EDI	SW846 8081A	
TCLP Extraction	TAL EDI		SW846 1311
Liquid-Liquid Extraction (Separatory Funnel)	TAL EDI		SW846 3510C
Polychlorinated Biphenyls (PCBs) by Gas Chromatography	TAL EDI	SW846 8082	
Automated Soxhlet Extraction	TAL EDI		SW846 3541
Herbicides (GC)	TAL EDI	SW846 8151A	
TCLP Extraction	TAL EDI		SW846 1311
Extraction (Herbicides)	TAL EDI		SW846 8151A
Metals (ICP)	TAL EDI	SW846 6010B	
TCLP Extraction	TAL EDI		SW846 1311
Preparation, Total Metals	TAL EDI		SW846 3010A
Mercury (CVAA)	TAL EDI	SW846 7470A	
TCLP Extraction	TAL EDI		SW846 1311
Preparation, Mercury	TAL EDI		SW846 7470A
Percent Moisture	TAL EDI	EPA Moisture	

Lab References:

TAL EDI = TestAmerica Edison

Method References:

EPA = US Environmental Protection Agency

SW846 = "Test Methods For Evaluating Solid Waste, Physical/Chemical Methods", Third Edition, November 1986 And Its Updates.

METHOD / ANALYST SUMMARY

Client: Enterprise Network Resolutions

Job Number: 460-32106-1

Method	Analyst	Analyst ID
SW846 8260B	Moroney, Christopher J	CJM
SW846 8270C	Shalayda, Monica	MS
SW846 8081A	Manlangit, Ferdie	FM
SW846 8082	Damarapu, Shanthi	SD
SW846 8151A	Ladao, Roger	RL
SW846 6010B	Dave, Virendra	VD
SW846 7470A	Sheikh, Razia B	RBS
EPA Moisture	Armbruster, Chris	CHA

Client: Enterprise Network Resolutions | Job Number: 460-32106-1

Client Sample ID: **NH-01-B**

Lab Sample ID: 460-32106-1 | Date Sampled: 10/06/2011 1845
Client Matrix: Solid | Date Received: 10/06/2011 1845

8260B Volatile Organic Compounds (GC/MS)-TCLP

Analysis Method:	8260B	Analysis Batch:	460-89162	Instrument ID:	VOAMS6
Prep Method:	5030B	Prep Batch:	N/A	Lab File ID:	f80339.d
Dilution:	10	Leach Batch:	460-88985	Initial Weight/Volume:	5 mL
Analysis Date:	10/12/2011 1201			Final Weight/Volume:	5 mL
Prep Date:	10/12/2011 1201				
Leach Date:	10/10/2011 1900				

Analyte	DryWt Corrected: N	Result (mg/L)	Qualifier	RL	RL
Carbon tetrachloride		0.010	U	0.010	0.010
Chlorobenzene		0.010	U	0.010	0.010
Chloroform		0.010	U	0.010	0.010
1,4-Dichlorobenzene		0.010	U	0.010	0.010
1,2-Dichloroethane		0.010	U	0.010	0.010
1,1-Dichloroethene		0.010	U	0.010	0.010
2-Butanone		0.10	U	0.10	0.10
Tetrachloroethene		0.010	U	0.010	0.010
Trichloroethene		0.010	U	0.010	0.010
Vinyl chloride		0.010	U	0.010	0.010
Benzene		0.010	U	0.010	0.010

Surrogate	%Rec	Qualifier	Acceptance Limits
1,2-Dichloroethane-d4 (Surr)	102		74 - 131
Bromofluorobenzene	100		73 - 155
Toluene-d8 (Surr)	97		76 - 141

Client: Enterprise Network Resolutions | Job Number: 460-32106-1

Client Sample ID: **NH-01-B**

Lab Sample ID: 460-32106-1 | Date Sampled: 10/06/2011 1845
Client Matrix: Solid | Date Received: 10/06/2011 1845

8270C Semivolatile Organic Compounds (GC/MS)-TCLP

Analysis Method:	8270C	Analysis Batch:	460-89382	Instrument ID:	BNAMS5
Prep Method:	3510C	Prep Batch:	460-89137	Lab File ID:	x18494.d
Dilution:	1.0	Leach Batch:	460-88973	Initial Weight/Volume:	250.00 mL
Analysis Date:	10/12/2011 0256			Final Weight/Volume:	2.00 mL
Prep Date:	10/11/2011 2055			Injection Volume:	1 uL
Leach Date:	10/10/2011 1700				

Analyte	DryWt Corrected: N	Result (mg/L)	Qualifier	RL	RL
Pyridine		0.040	U	0.040	0.040
1,4-Dichlorobenzene		0.040	U	0.040	0.040
Hexachloroethane		0.0040	U	0.0040	0.0040
Nitrobenzene		0.0040	U	0.0040	0.0040
o-Cresol		0.040	U	0.040	0.040
m & p - Cresol		0.040	U	0.040	0.040
Pentachlorophenol		0.12	U	0.12	0.12
Hexachlorobutadiene		0.0080	U	0.0080	0.0080
2,4-Dinitrotoluene		0.0080	U	0.0080	0.0080
Hexachlorobenzene		0.0040	U	0.0040	0.0040
2,4,5-Trichlorophenol		0.040	U	0.040	0.040
2,4,6-Trichlorophenol		0.040	U	0.040	0.040

Surrogate	%Rec	Qualifier	Acceptance Limits
2-Fluorobiphenyl	78		53 - 108
2-Fluorophenol	38		10 - 65
Phenol-d5	23		10 - 48
Nitrobenzene-d5	81		56 - 112
2,4,6-Tribromophenol	74		46 - 122
Terphenyl-d14	87		50 - 122

Client: Enterprise Network Resolutions | Job Number: 460-32106-1

Client Sample ID: **NH-01-B**

Lab Sample ID: 460-32106-1 | Date Sampled: 10/06/2011 1845
Client Matrix: Solid | Date Received: 10/06/2011 1845

8081A Organochlorine Pesticides (GC)-TCLP

Analysis Method:	8081A	Analysis Batch:	460-89330	Instrument ID:	PESTGC4
Prep Method:	3510C	Prep Batch:	460-89123	Initial Weight/Volume:	100 mL
Dilution:	1.0	Leach Batch:	460-88973	Final Weight/Volume:	5 mL
Analysis Date:	10/12/2011 1105			Injection Volume:	
Prep Date:	10/11/2011 1804			Result Type:	PRIMARY
Leach Date:	10/10/2011 1700				

Analyte	DryWt Corrected: N	Result (mg/L)	Qualifier	RL	RL
Chlordane		0.0050	U	0.0050	0.0050
Endrin		0.00050	U *	0.00050	0.00050
gamma-BHC (Lindane)		0.00050	U	0.00050	0.00050
Heptachlor		0.00050	U	0.00050	0.00050
Heptachlor epoxide		0.00050	U	0.00050	0.00050
Methoxychlor		0.00050	U *	0.00050	0.00050
Toxaphene		0.0050	U	0.0050	0.0050

Surrogate	%Rec	Qualifier	Acceptance Limits
Tetrachloro-m-xylene	90		51 - 143
DCB Decachlorobiphenyl	117		65 - 150

Client: Enterprise Network Resolutions | Job Number: 460-32106-1

Client Sample ID: **NH-01-B**

Lab Sample ID: 460-32106-1 | Date Sampled: 10/06/2011 1845
Client Matrix: Solid | Date Received: 10/06/2011 1845

8081A Organochlorine Pesticides (GC)-TCLP

Analysis Method:	8081A	Analysis Batch:	460-89330	Instrument ID:	PESTGC4
Prep Method:	3510C	Prep Batch:	460-89123	Initial Weight/Volume:	100 mL
Dilution:	1.0	Leach Batch:	460-88973	Final Weight/Volume:	5 mL
Analysis Date:	10/12/2011 1105			Injection Volume:	
Prep Date:	10/11/2011 1804			Result Type:	SECONDARY
Leach Date:	10/10/2011 1700				

Surrogate	%Rec	Qualifier	Acceptance Limits
Tetrachloro-m-xylene	90		51 - 143
DCB Decachlorobiphenyl	110		65 - 150

Client: Enterprise Network Resolutions | Job Number: 460-32106-1

Client Sample ID: **NH-01-B**

Lab Sample ID: 460-32106-1 | Date Sampled: 10/06/2011 1845
Client Matrix: Solid | % Moisture: 8.3 | Date Received: 10/06/2011 1845

8082 Polychlorinated Biphenyls (PCBs) by Gas Chromatography

Analysis Method:	8082	Analysis Batch:	460-89331	Instrument ID:	PESTGC9
Prep Method:	3541	Prep Batch:	460-89000	Initial Weight/Volume:	15.00 g
Dilution:	1.0			Final Weight/Volume:	10 mL
Analysis Date:	10/11/2011 2150			Injection Volume:	
Prep Date:	10/11/2011 0334			Result Type:	PRIMARY

Analyte	DryWt Corrected: Y	Result (ug/Kg)	Qualifier	MDL	RL
Aroclor 1016		73	U	14	73
Aroclor 1221		73	U	22	73
Aroclor 1232		73	U	41	73
Aroclor 1242		73	U	14	73
Aroclor 1248		73	U	19	73
Aroclor 1254		73	U	25	73
Aroclor 1260		73	U	8.2	73
Aroclor 1262		73	U	13	73
Aroclor 1268		73	U	13	73

Surrogate	%Rec	Qualifier	Acceptance Limits
DCB Decachlorobiphenyl	88		30 - 150

Client: Enterprise Network Resolutions | Job Number: 460-32106-1

Client Sample ID: **NH-01-B**

Lab Sample ID: 460-32106-1 | Date Sampled: 10/06/2011 1845
Client Matrix: Solid | % Moisture: 8.3 | Date Received: 10/06/2011 1845

8082 Polychlorinated Biphenyls (PCBs) by Gas Chromatography

Analysis Method:	8082	Analysis Batch:	460-89331	Instrument ID:	PESTGC9
Prep Method:	3541	Prep Batch:	460-89000	Initial Weight/Volume:	15.00 g
Dilution:	1.0			Final Weight/Volume:	10 mL
Analysis Date:	10/11/2011 2150			Injection Volume:	
Prep Date:	10/11/2011 0334			Result Type:	SECONDARY

Surrogate	%Rec	Qualifier	Acceptance Limits
DCB Decachlorobiphenyl	88		30 - 150

Client: Enterprise Network Resolutions | Job Number: 460-32106-1

Client Sample ID: **NH-01-B**

Lab Sample ID: 460-32106-1 | Date Sampled: 10/06/2011 1845
Client Matrix: Solid | Date Received: 10/06/2011 1845

8151A Herbicides (GC)-TCLP

Analysis Method:	8151A	Analysis Batch:	460-89200	Instrument ID:	PESTGC3
Prep Method:	8151A	Prep Batch:	460-89113	Initial Weight/Volume:	15.00 mL
Dilution:	1.0	Leach Batch:	460-88973	Final Weight/Volume:	5.00 mL
Analysis Date:	10/12/2011 0849			Injection Volume:	
Prep Date:	10/11/2011 1657			Result Type:	PRIMARY
Leach Date:	10/10/2011 1700				

Analyte	DryWt Corrected: N	Result (mg/L)	Qualifier	RL	RL
2,4-D		0.080	U	0.080	0.080
Silvex (2,4,5-TP)		0.080	U	0.080	0.080

Surrogate	%Rec	Qualifier	Acceptance Limits
2,4-Dichlorophenylacetic acid	111		87 - 150

Client: Enterprise Network Resolutions | Job Number: 460-32106-1

Client Sample ID: **NH-01-B**

Lab Sample ID: 460-32106-1 | Date Sampled: 10/06/2011 1845
Client Matrix: Solid | Date Received: 10/06/2011 1845

8151A Herbicides (GC)-TCLP

Analysis Method:	8151A	Analysis Batch:	460-89200	Instrument ID:	PESTGC3
Prep Method:	8151A	Prep Batch:	460-89113	Initial Weight/Volume:	15.00 mL
Dilution:	1.0	Leach Batch:	460-88973	Final Weight/Volume:	5.00 mL
Analysis Date:	10/12/2011 0849			Injection Volume:	
Prep Date:	10/11/2011 1657			Result Type:	SECONDARY
Leach Date:	10/10/2011 1700				

Surrogate	%Rec	Qualifier	Acceptance Limits
2,4-Dichlorophenylacetic acid	95		87 - 150

Client: Enterprise Network Resolutions | Job Number: 460-32106-1

Client Sample ID: **NH-01-B**

Lab Sample ID: 460-32106-1 | Date Sampled: 10/06/2011 1845
Client Matrix: Solid | Date Received: 10/06/2011 1845

6010B Metals (ICP)-TCLP

Analysis Method:	6010B	Analysis Batch:	460-89192	Instrument ID:	ICP4
Prep Method:	3010A	Prep Batch:	460-89033	Lab File ID:	a10122011.asc
Dilution:	5.0	Leach Batch:	460-88973	Initial Weight/Volume:	100 mL
Analysis Date:	10/12/2011 0435			Final Weight/Volume:	100 mL
Prep Date:	10/11/2011 0943				
Leach Date:	10/10/2011 1700				

Analyte	DryWt Corrected: N	Result (ug/L)	Qualifier	RL	RL
Arsenic		25.0	U	25.0	25.0
Barium		1000	U	1000	1000
Cadmium		25.0	U	25.0	25.0
Chromium		50.0	U	50.0	50.0
Lead		25.0	U	25.0	25.0
Selenium		50.0	U	50.0	50.0
Silver		50.0	U	50.0	50.0

7470A Mercury (CVAA)-TCLP

Analysis Method:	7470A	Analysis Batch:	460-89097	Instrument ID:	LEEMAN3
Prep Method:	7470A	Prep Batch:	460-89055	Lab File ID:	89051hg1.PRN
Dilution:	1.0	Leach Batch:	460-88973	Initial Weight/Volume:	30 mL
Analysis Date:	10/11/2011 1345			Final Weight/Volume:	30 mL
Prep Date:	10/11/2011 1111				
Leach Date:	10/10/2011 1700				

Analyte	DryWt Corrected: N	Result (ug/L)	Qualifier	RL	RL
Mercury		0.20	U	0.20	0.20

General Chemistry

Client Sample ID: **NH-01-B**

Lab Sample ID: 460-32106-1 Date Sampled: 10/06/2011 1845

Client Matrix: Solid Date Received: 10/06/2011 1845

Analyte	Result	Qual	Units	RL	RL	Dil	Method
Percent Moisture	8.3		%	1.0	1.0	1.0	Moisture
Analysis Batch: 460-89246	Analysis Date: 10/12/2011 1420						DryWt Corrected: N
Percent Solids	91.7		%	1.0	1.0	1.0	Moisture
Analysis Batch: 460-89246	Analysis Date: 10/12/2011 1420						DryWt Corrected: N

Client: Enterprise Network Resolutions

Job Number: 460-32106-1

Surrogate Recovery Report

8260B Volatile Organic Compounds (GC/MS)

Client Matrix: Solid TCLP

Lab Sample ID	Client Sample ID	DCA %Rec	TOL %Rec	BFB %Rec
460-32106-1	NH-01-B	102	97	100
MB 460-89162/4		99	96	101
LB 460-88985/1-A		100	98	100
LCS 460-89162/3		99	98	101
460-32106-1 MS	NH-01-B MS	100	98	102
460-32106-1 MSD	NH-01-B MSD	100	99	102

Surrogate	Acceptance Limits
DCA = 1,2-Dichloroethane-d4 (Surr)	74-131
TOL = Toluene-d8 (Surr)	76-141
BFB = Bromofluorobenzene	73-155

Client: Enterprise Network Resolutions

Job Number: 460-32106-1

Surrogate Recovery Report

8270C Semivolatile Organic Compounds (GC/MS)

Client Matrix: Solid TCLP

Lab Sample ID	Client Sample ID	2FP %Rec	PHL %Rec	NBZ %Rec	FBP %Rec	TBP %Rec	TPH %Rec
460-32106-1	NH-01-B	38	23	81	78	74	87
MB 460-89137/1-A		43	26	86	85	76	86
LB 460-88973/1-F		62	43	88	84	81	93
LCS 460-89137/2-A		41	25	89	86	85	91

Surrogate	Acceptance Limits
2FP = 2-Fluorophenol	10-65
PHL = Phenol-d5	10-48
NBZ = Nitrobenzene-d5	56-112
FBP = 2-Fluorobiphenyl	53-108
TBP = 2,4,6-Tribromophenol	46-122
TPH = Terphenyl-d14	50-122

Client: Enterprise Network Resolutions

Job Number: 460-32106-1

Surrogate Recovery Report

8081A Organochlorine Pesticides (GC)

Client Matrix: Solid TCLP

Lab Sample ID	Client Sample ID	TCX1 %Rec	TCX2 %Rec	DCB1 %Rec	DCB2 %Rec
460-32106-1	NH-01-B	90	90	110	117
MB 460-89123/1-A		86	87	103	109
LB 460-88973/1-E		88	90	114	121
LCS 460-89123/2-A		92	92	111	116
460-32106-1 MS	NH-01-B MS	74	73	94	97
460-32106-1 MSD	NH-01-B MSD	92	89	112	121

Surrogate	Acceptance Limits
TCX = Tetrachloro-m-xylene	51-143
DCB = DCB Decachlorobiphenyl	65-150

Client: Enterprise Network Resolutions

Job Number: 460-32106-1

Surrogate Recovery Report

8082 Polychlorinated Biphenyls (PCBs) by Gas Chromatography

Client Matrix: Solid

Lab Sample ID	Client Sample ID	DCB1 %Rec	DCB2 %Rec
460-32106-1	NH-01-B	88	88
MB 460-89000/1-A		122	121
LCS 460-89000/2-A		118	118
460-32128-D-13-A MS		109	109
460-32128-D-13-B MSD		103	102

Surrogate	Acceptance Limits
DCB = DCB Decachlorobiphenyl	30-150

Client: Enterprise Network Resolutions

Job Number: 460-32106-1

Surrogate Recovery Report

8151A Herbicides (GC)

Client Matrix: Solid TCLP

Lab Sample ID	Client Sample ID	DCPA1 %Rec	DCPA2 %Rec
460-32106-1	NH-01-B	95	111
MB 460-89113/1-A		104	107
LB 460-88973/1-D		88	95
LCS 460-89113/2-A		107	113
LCSD 460-89113/3-A		98	101
460-32106-1 MS	NH-01-B MS	103	115
460-32106-1 MSD	NH-01-B MSD	91	108

Surrogate	Acceptance Limits
DCPA = 2,4-Dichlorophenylacetic acid	87-150

Client: Enterprise Network Resolutions

Job Number: 460-32106-1

Method Blank - Batch: 460-89162

Method: 8260B
Preparation: 5030B

Lab Sample ID:	MB 460-89162/4	Analysis Batch:	460-89162	Instrument ID:	VOAMS6
Client Matrix:	Water	Prep Batch:	N/A	Lab File ID:	f80329.d
Dilution:	1.0	Leach Batch:	N/A	Initial Weight/Volume:	5 mL
Analysis Date:	10/12/2011 0743	Units:	mg/L	Final Weight/Volume:	5 mL
Prep Date:	10/12/2011 0743				
Leach Date:	N/A				

Analyte	Result	Qual	RL	RL
Carbon tetrachloride	0.0010	U	0.0010	0.0010
Chlorobenzene	0.0010	U	0.0010	0.0010
Chloroform	0.0010	U	0.0010	0.0010
1,4-Dichlorobenzene	0.0010	U	0.0010	0.0010
1,2-Dichloroethane	0.0010	U	0.0010	0.0010
1,1-Dichloroethene	0.0010	U	0.0010	0.0010
2-Butanone	0.010	U	0.010	0.010
Tetrachloroethene	0.0010	U	0.0010	0.0010
Trichloroethene	0.0010	U	0.0010	0.0010
Vinyl chloride	0.0010	U	0.0010	0.0010
Benzene	0.0010	U	0.0010	0.0010

Surrogate	% Rec	Acceptance Limits
1,2-Dichloroethane-d4 (Surr)	99	74 - 131
Bromofluorobenzene	101	73 - 155
Toluene-d8 (Surr)	96	76 - 141

Client: Enterprise Network Resolutions Job Number: 460-32106-1

TCLP SPLPE Leachate Blank - Batch: 460-89162

Method: 8260B
Preparation: 5030B
TCLP

Lab Sample ID:	LB 460-88985/1-A	Analysis Batch:	460-89162	Instrument ID:	VOAMS6
Client Matrix:	Solid	Prep Batch:	N/A	Lab File ID:	f80338.d
Dilution:	10	Leach Batch:	460-88985	Initial Weight/Volume:	5 mL
Analysis Date:	10/12/2011 1139	Units:	mg/L	Final Weight/Volume:	5 mL
Prep Date:	10/12/2011 1139				
Leach Date:	10/10/2011 1900				

Analyte	Result	Qual	RL	RL
Carbon tetrachloride	0.010	U	0.010	0.010
Chlorobenzene	0.010	U	0.010	0.010
Chloroform	0.010	U	0.010	0.010
1,4-Dichlorobenzene	0.010	U	0.010	0.010
1,2-Dichloroethane	0.010	U	0.010	0.010
1,1-Dichloroethene	0.010	U	0.010	0.010
2-Butanone	0.10	U	0.10	0.10
Tetrachloroethene	0.010	U	0.010	0.010
Trichloroethene	0.010	U	0.010	0.010
Vinyl chloride	0.010	U	0.010	0.010
Benzene	0.010	U	0.010	0.010

Surrogate	% Rec	Acceptance Limits
1,2-Dichloroethane-d4 (Surr)	100	74 - 131
Bromofluorobenzene	100	73 - 155
Toluene-d8 (Surr)	98	76 - 141

Client: Enterprise Network Resolutions Job Number: 460-32106-1

Lab Control Sample - Batch: 460-89162

Method: 8260B
Preparation: 5030B

Lab Sample ID:	LCS 460-89162/3	Analysis Batch:	460-89162	Instrument ID:	VOAMS6
Client Matrix:	Water	Prep Batch:	N/A	Lab File ID:	f80327.d
Dilution:	1.0	Leach Batch:	N/A	Initial Weight/Volume:	5 mL
Analysis Date:	10/12/2011 0650	Units:	mg/L	Final Weight/Volume:	5 mL
Prep Date:	10/12/2011 0650				
Leach Date:	N/A				

Analyte	Spike Amount	Result	% Rec.	Limit	Qual
Carbon tetrachloride	0.0200	0.0217	108	76 - 116	
Chlorobenzene	0.0200	0.0218	109	85 - 125	
Chloroform	0.0200	0.0214	107	85 - 125	
1,4-Dichlorobenzene	0.0200	0.0216	108	70 - 130	
1,2-Dichloroethane	0.0200	0.0216	108	76 - 116	
1,1-Dichloroethene	0.0200	0.0184	92	61 - 143	
2-Butanone	0.0200	0.0188	94	61 - 108	
Tetrachloroethene	0.0200	0.0229	115	80 - 142	
Trichloroethene	0.0200	0.0233	117	82 - 122	
Vinyl chloride	0.0200	0.0209	105	54 - 138	
Benzene	0.0200	0.0206	103	84 - 124	

Surrogate	% Rec	Acceptance Limits
1,2-Dichloroethane-d4 (Surr)	99	74 - 131
Bromofluorobenzene	101	73 - 155
Toluene-d8 (Surr)	98	76 - 141

Client: Enterprise Network Resolutions

Job Number: 460-32106-1

Matrix Spike/
Matrix Spike Duplicate Recovery Report - Batch: 460-89162

Method: 8260B
Preparation: 5030B
TCLP

MS Lab Sample ID:	460-32106-1	Analysis Batch:	460-89162	Instrument ID:	VOAMS6
Client Matrix:	Solid	Prep Batch:	N/A	Lab File ID:	f80340.d
Dilution:	10	Leach Batch:	460-88985	Initial Weight/Volume:	5 mL
Analysis Date:	10/12/2011 1222			Final Weight/Volume:	5 mL
Prep Date:	10/12/2011 1222				
Leach Date:	10/10/2011 1900				

MSD Lab Sample ID:	460-32106-1	Analysis Batch:	460-89162	Instrument ID:	VOAMS6
Client Matrix:	Solid	Prep Batch:	N/A	Lab File ID:	f80341.d
Dilution:	10	Leach Batch:	460-88985	Initial Weight/Volume:	5 mL
Analysis Date:	10/12/2011 1243			Final Weight/Volume:	5 mL
Prep Date:	10/12/2011 1243				
Leach Date:	10/10/2011 1900				

	% Rec.						
Analyte	MS	MSD	Limit	RPD	RPD Limit	MS Qual	MSD Qual
Carbon tetrachloride	105	102	76 - 116	4	30		
Chlorobenzene	101	98	85 - 125	3	30		
Chloroform	103	100	85 - 125	3	30		
1,4-Dichlorobenzene	103	102	70 - 130	2	30		
1,2-Dichloroethane	104	98	76 - 116	6	30		
1,1-Dichloroethene	91	90	61 - 143	1	30		
2-Butanone	95	92	61 - 108	3	30		
Tetrachloroethene	111	110	80 - 142	0	30		
Trichloroethene	101	100	82 - 122	1	30		
Vinyl chloride	94	94	54 - 138	0	30		
Benzene	97	96	84 - 124	0	30		

Surrogate	MS % Rec	MSD % Rec	Acceptance Limits
1,2-Dichloroethane-d4 (Surr)	100	100	74 - 131
Bromofluorobenzene	102	102	73 - 155
Toluene-d8 (Surr)	98	99	76 - 141

Client: Enterprise Network Resolutions

Job Number: 460-32106-1

Matrix Spike/
Matrix Spike Duplicate Recovery Report - Batch: 460-89162

Method: 8260B
Preparation: 5030B
TCLP

MS Lab Sample ID:	460-32106-1	Units:	mg/L	MSD Lab Sample ID:	460-32106-1
Client Matrix:	Solid			Client Matrix:	Solid
Dilution:	10			Dilution:	10
Analysis Date:	10/12/2011 1222			Analysis Date:	10/12/2011 1243
Prep Date:	10/12/2011 1222			Prep Date:	10/12/2011 1243
Leach Date:	10/10/2011 1900			Leach Date:	10/10/2011 1900

Analyte	Sample Result/Qual		MS Spike Amount	MSD Spike Amount	MS Result/Qual	MSD Result/Qual
Carbon tetrachloride	0.010	U	0.200	0.200	0.210	0.203
Chlorobenzene	0.010	U	0.200	0.200	0.202	0.197
Chloroform	0.010	U	0.200	0.200	0.205	0.199
1,4-Dichlorobenzene	0.010	U	0.200	0.200	0.207	0.204
1,2-Dichloroethane	0.010	U	0.200	0.200	0.208	0.195
1,1-Dichloroethene	0.010	U	0.200	0.200	0.182	0.179
2-Butanone	0.10	U	0.200	0.200	0.189	0.184
Tetrachloroethene	0.010	U	0.200	0.200	0.221	0.221
Trichloroethene	0.010	U	0.200	0.200	0.202	0.201
Vinyl chloride	0.010	U	0.200	0.200	0.189	0.189
Benzene	0.010	U	0.200	0.200	0.193	0.193

Client: Enterprise Network Resolutions

Job Number: 460-32106-1

Method Blank - Batch: 460-89137

Method: 8270C
Preparation: 3510C

Lab Sample ID:	MB 460-89137/1-A	Analysis Batch:	460-89382	Instrument ID:	BNAMS5
Client Matrix:	Water	Prep Batch:	460-89137	Lab File ID:	x18489.d
Dilution:	1.0	Leach Batch:	N/A	Initial Weight/Volume:	1000.00 mL
Analysis Date:	10/12/2011 0059	Units:	mg/L	Final Weight/Volume:	2.00 mL
Prep Date:	10/11/2011 2055			Injection Volume:	1 uL
Leach Date:	N/A				

Analyte	Result	Qual	RL	RL
Pyridine	0.010	U	0.010	0.010
1,4-Dichlorobenzene	0.010	U	0.010	0.010
Hexachloroethane	0.0010	U	0.0010	0.0010
Nitrobenzene	0.0010	U	0.0010	0.0010
o-Cresol	0.010	U	0.010	0.010
m & p - Cresol	0.010	U	0.010	0.010
Pentachlorophenol	0.030	U	0.030	0.030
Hexachlorobutadiene	0.0020	U	0.0020	0.0020
2,4-Dinitrotoluene	0.0020	U	0.0020	0.0020
Hexachlorobenzene	0.0010	U	0.0010	0.0010
2,4,5-Trichlorophenol	0.010	U	0.010	0.010
2,4,6-Trichlorophenol	0.010	U	0.010	0.010

Surrogate	% Rec	Acceptance Limits
2-Fluorobiphenyl	85	53 - 108
2-Fluorophenol	43	10 - 65
Phenol-d5	26	10 - 48
Nitrobenzene-d5	86	56 - 112
2,4,6-Tribromophenol	76	46 - 122
Terphenyl-d14	86	50 - 122

Client: Enterprise Network Resolutions

Job Number: 460-32106-1

TCLP SPLPE Leachate Blank - Batch: 460-89137

Method: 8270C
Preparation: 3510C
TCLP

Lab Sample ID:	LB 460-88973/1-F	Analysis Batch:	460-89382	Instrument ID:	BNAMS5
Client Matrix:	Solid	Prep Batch:	460-89137	Lab File ID:	x18495.d
Dilution:	1.0	Leach Batch:	460-88973	Initial Weight/Volume:	250.00 mL
Analysis Date:	10/12/2011 0319	Units:	mg/L	Final Weight/Volume:	2.00 mL
Prep Date:	10/11/2011 2055			Injection Volume:	1 uL
Leach Date:	10/10/2011 1700				

Analyte	Result	Qual	RL	RL
Pyridine	0.040	U	0.040	0.040
1,4-Dichlorobenzene	0.040	U	0.040	0.040
Hexachloroethane	0.0040	U	0.0040	0.0040
Nitrobenzene	0.0040	U	0.0040	0.0040
o-Cresol	0.040	U	0.040	0.040
m & p - Cresol	0.040	U	0.040	0.040
Pentachlorophenol	0.12	U	0.12	0.12
Hexachlorobutadiene	0.0080	U	0.0080	0.0080
2,4-Dinitrotoluene	0.0080	U	0.0080	0.0080
Hexachlorobenzene	0.0040	U	0.0040	0.0040
2,4,5-Trichlorophenol	0.040	U	0.040	0.040
2,4,6-Trichlorophenol	0.040	U	0.040	0.040

Surrogate	% Rec	Acceptance Limits
2-Fluorobiphenyl	84	53 - 108
2-Fluorophenol	62	10 - 65
Phenol-d5	43	10 - 48
Nitrobenzene-d5	88	56 - 112
2,4,6-Tribromophenol	81	46 - 122
Terphenyl-d14	93	50 - 122

Client: Enterprise Network Resolutions

Job Number: 460-32106-1

Lab Control Sample - Batch: 460-89137

Method: 8270C
Preparation: 3510C

Lab Sample ID:	LCS 460-89137/2-A	Analysis Batch:	460-89382	Instrument ID:	BNAMS5
Client Matrix:	Water	Prep Batch:	460-89137	Lab File ID:	x18490.d
Dilution:	1.0	Leach Batch:	N/A	Initial Weight/Volume:	1000.00 mL
Analysis Date:	10/12/2011 0122	Units:	mg/L	Final Weight/Volume:	2.00 mL
Prep Date:	10/11/2011 2055			Injection Volume:	1 uL
Leach Date:	N/A				

Analyte	Spike Amount	Result	% Rec.	Limit	Qual
Pyridine	0.100	0.0329	33	14 - 55	
1,4-Dichlorobenzene	0.100	0.0834	83	64 - 110	
Hexachloroethane	0.100	0.0813	81	61 - 112	
Nitrobenzene	0.100	0.0662	66	49 - 92	
o-Cresol	0.200	0.133	66	41 - 90	
m & p - Cresol	0.400	0.212	53	30 - 87	
Pentachlorophenol	0.200	0.159	80	50 - 124	
Hexachlorobutadiene	0.100	0.0861	86	56 - 113	
2,4-Dinitrotoluene	0.100	0.0854	85	67 - 126	
Hexachlorobenzene	0.100	0.0743	74	24 - 98	
2,4,5-Trichlorophenol	0.200	0.162	81	66 - 120	
2,4,6-Trichlorophenol	0.200	0.165	83	67 - 115	

Surrogate	% Rec	Acceptance Limits
2-Fluorobiphenyl	86	53 - 108
2-Fluorophenol	41	10 - 65
Phenol-d5	25	10 - 48
Nitrobenzene-d5	89	56 - 112
2,4,6-Tribromophenol	85	46 - 122
Terphenyl-d14	91	50 - 122

Method Blank - Batch: 460-89123

Method: 8081A
Preparation: 3510C

Lab Sample ID:	MB 460-89123/1-A	Analysis Batch:	460-89330	Instrument ID:	PESTGC4
Client Matrix:	Water	Prep Batch:	460-89123	Lab File ID:	WR694190.D
Dilution:	1.0	Leach Batch:	N/A	Initial Weight/Volume:	100 mL
Analysis Date:	10/12/2011 0913	Units:	mg/L	Final Weight/Volume:	5 mL
Prep Date:	10/11/2011 1804			Injection Volume:	
Leach Date:	N/A			Column ID:	PRIMARY

Analyte	Result	Qual	RL	RL
Chlordane	0.0050	U	0.0050	0.0050
Endrin	0.00050	U	0.00050	0.00050
gamma-BHC (Lindane)	0.00050	U	0.00050	0.00050
Heptachlor	0.00050	U	0.00050	0.00050
Heptachlor epoxide	0.00050	U	0.00050	0.00050
Methoxychlor	0.00050	U	0.00050	0.00050
Toxaphene	0.0050	U	0.0050	0.0050

Surrogate	% Rec	Acceptance Limits
Tetrachloro-m-xylene	87	51 - 143
DCB Decachlorobiphenyl	109	65 - 150

Surrogate	% Rec	Acceptance Limits
Tetrachloro-m-xylene	86	51 - 143
DCB Decachlorobiphenyl	103	65 - 150

TCLP SPLPE Leachate Blank - Batch: 460-89123

Method: 8081A
Preparation: 3510C
TCLP

Lab Sample ID:	LB 460-88973/1-E	Analysis Batch:	460-89330	Instrument ID:	PESTGC4
Client Matrix:	Solid	Prep Batch:	460-89123	Lab File ID:	WR694199.D
Dilution:	1.0	Leach Batch:	460-88973	Initial Weight/Volume:	100 mL
Analysis Date:	10/12/2011 1119	Units:	mg/L	Final Weight/Volume:	5 mL
Prep Date:	10/11/2011 1804			Injection Volume:	
Leach Date:	10/10/2011 1700			Column ID:	PRIMARY

Analyte	Result	Qual	RL	RL
Chlordane	0.0050	U	0.0050	0.0050
Endrin	0.00050	U	0.00050	0.00050
gamma-BHC (Lindane)	0.00050	U	0.00050	0.00050
Heptachlor	0.00050	U	0.00050	0.00050
Heptachlor epoxide	0.00050	U	0.00050	0.00050
Methoxychlor	0.00050	U	0.00050	0.00050
Toxaphene	0.0050	U	0.0050	0.0050

Surrogate	% Rec	Acceptance Limits
Tetrachloro-m-xylene	90	51 - 143
DCB Decachlorobiphenyl	121	65 - 150

Client: Enterprise Network Resolutions Job Number: 460-32106-1

Surrogate	% Rec	Acceptance Limits
Tetrachloro-m-xylene	88	51 - 143
DCB Decachlorobiphenyl	114	65 - 150

Lab Control Sample - Batch: 460-89123

Method: 8081A
Preparation: 3510C

Lab Sample ID:	LCS 460-89123/2-A	Analysis Batch:	460-89330	Instrument ID:	PESTGC4
Client Matrix:	Water	Prep Batch:	460-89123	Lab File ID:	WR694195.D
Dilution:	1.0	Leach Batch:	N/A	Initial Weight/Volume:	100 mL
Analysis Date:	10/12/2011 1023	Units:	mg/L	Final Weight/Volume:	5 mL
Prep Date:	10/11/2011 1804			Injection Volume:	
Leach Date:	N/A			Column ID:	PRIMARY

Analyte	Spike Amount	Result	% Rec.	Limit	Qual
Chlordane	0.0250	0.0288	115	53 - 150	
Endrin	0.00500	0.00754	151	51 - 150	*
gamma-BHC (Lindane)	0.00500	0.00509	102	61 - 150	
Heptachlor	0.00500	0.00632	126	86 - 150	
Heptachlor epoxide	0.00500	0.00627	125	67 - 150	
Methoxychlor	0.00500	0.0135	270	34 - 150	*
Toxaphene	0.0500	0.0383	77	38 - 147	

Surrogate	% Rec	Acceptance Limits
Tetrachloro-m-xylene	92	51 - 143
DCB Decachlorobiphenyl	116	65 - 150

Lab Control Sample - Batch: 460-89123

Method: 8081A
Preparation: 3510C

Lab Sample ID:	LCS 460-89123/2-A	Analysis Batch:	460-89330	Instrument ID:	PESTGC4
Client Matrix:	Water	Prep Batch:	460-89123	Lab File ID:	WF694195.D
Dilution:	1.0	Leach Batch:	N/A	Initial Weight/Volume:	100 mL
Analysis Date:	10/12/2011 1023	Units:	mg/L	Final Weight/Volume:	5 mL
Prep Date:	10/11/2011 1804			Injection Volume:	
Leach Date:	N/A			Column ID:	SECONDARY

Analyte	Spike Amount	Result	% Rec.	Limit	Qual
Chlordane	0.0250	0.0259	103	53 - 150	
Endrin	0.00500	0.00634	127	51 - 150	
gamma-BHC (Lindane)	0.00500	0.00500	100	61 - 150	
Heptachlor	0.00500	0.00596	119	86 - 150	
Heptachlor epoxide	0.00500	0.00581	116	67 - 150	
Methoxychlor	0.00500	0.00908	182	34 - 150	*
Toxaphene	0.0500	0.0362	72	38 - 147	

Surrogate	% Rec	Acceptance Limits
Tetrachloro-m-xylene	92	51 - 143
DCB Decachlorobiphenyl	111	65 - 150

Client: Enterprise Network Resolutions

Job Number: 460-32106-1

Matrix Spike/
Matrix Spike Duplicate Recovery Report - Batch: 460-89123

Method: 8081A
Preparation: 3510C
TCLP

MS Lab Sample ID:	460-32106-1	Analysis Batch:	460-89330	Instrument ID:	PESTGC4
Client Matrix:	Solid	Prep Batch:	460-89123	Lab File ID:	WR694196.D
Dilution:	1.0	Leach Batch:	460-88973	Initial Weight/Volume:	100 mL
Analysis Date:	10/12/2011 1037			Final Weight/Volume:	5 mL
Prep Date:	10/11/2011 1804			Injection Volume:	
Leach Date:	10/10/2011 1700			Column ID:	PRIMARY

MSD Lab Sample ID:	460-32106-1	Analysis Batch:	460-89330	Instrument ID:	PESTGC4
Client Matrix:	Solid	Prep Batch:	460-89123	Lab File ID:	WR694197.D
Dilution:	1.0	Leach Batch:	460-88973	Initial Weight/Volume:	100 mL
Analysis Date:	10/12/2011 1051			Final Weight/Volume:	5 mL
Prep Date:	10/11/2011 1804			Injection Volume:	
Leach Date:	10/10/2011 1700			Column ID:	PRIMARY

	% Rec.						
Analyte	MS	MSD	Limit	RPD	RPD Limit	MS Qual	MSD Qual
Chlordane	102	119	53 - 150	16	30		
Endrin	145	176	51 - 150	19	30		F
gamma-BHC (Lindane)	84	103	61 - 150	20	30		
Heptachlor	108	129	86 - 150	18	30		
Heptachlor epoxide	109	146	67 - 150	30	30		
Methoxychlor	211	161	34 - 150	27	30	F	F
Toxaphene	60	77	38 - 147	24	30		

Surrogate	MS % Rec	MSD % Rec	Acceptance Limits
Tetrachloro-m-xylene	74	92	51 - 143
DCB Decachlorobiphenyl	97	121	65 - 150

Client: Enterprise Network Resolutions

Job Number: 460-32106-1

Matrix Spike/
Matrix Spike Duplicate Recovery Report - Batch: 460-89123

Method: 8081A
Preparation: 3510C
TCLP

MS Lab Sample ID:	460-32106-1	Analysis Batch:	460-89330	Instrument ID:	PESTGC4
Client Matrix:	Solid	Prep Batch:	460-89123	Lab File ID:	WF694196.D
Dilution:	1.0	Leach Batch:	460-88973	Initial Weight/Volume:	100 mL
Analysis Date:	10/12/2011 1037			Final Weight/Volume:	5 mL
Prep Date:	10/11/2011 1804			Injection Volume:	
Leach Date:	10/10/2011 1700			Column ID:	SECONDARY

MSD Lab Sample ID:	460-32106-1	Analysis Batch:	460-89330	Instrument ID:	PESTGC4
Client Matrix:	Solid	Prep Batch:	460-89123	Lab File ID:	WF694197.D
Dilution:	1.0	Leach Batch:	460-88973	Initial Weight/Volume:	100 mL
Analysis Date:	10/12/2011 1051			Final Weight/Volume:	5 mL
Prep Date:	10/11/2011 1804			Injection Volume:	
Leach Date:	10/10/2011 1700			Column ID:	SECONDARY

	% Rec.						
Analyte	MS	MSD	Limit	RPD	RPD Limit	MS Qual	MSD Qual
Chlordane	87	110	53 - 150	NC	30		
Endrin	113	142	51 - 150	NC	30		
gamma-BHC (Lindane)	84	102	61 - 150	NC	30		
Heptachlor	100	121	86 - 150	11	30		
Heptachlor epoxide	100	118	67 - 150	9	30		
Methoxychlor	151	266	34 - 150	NC	30	F	F
Toxaphene	60	74	38 - 147	21	30		

Surrogate	MS % Rec	MSD % Rec	Acceptance Limits
Tetrachloro-m-xylene	73	89	51 - 143
DCB Decachlorobiphenyl	94	112	65 - 150

Client: Enterprise Network Resolutions Job Number: 460-32106-1

Matrix Spike/
Matrix Spike Duplicate Recovery Report - Batch: 460-89123

Method: 8081A
Preparation: 3510C
TCLP

MS Lab Sample ID:	460-32106-1	Units:	mg/L	MSD Lab Sample ID:	460-32106-1
Client Matrix:	Solid			Client Matrix:	Solid
Dilution:	1.0			Dilution:	1.0
Analysis Date:	10/12/2011 1037			Analysis Date:	10/12/2011 1051
Prep Date:	10/11/2011 1804			Prep Date:	10/11/2011 1804
Leach Date:	10/10/2011 1700			Leach Date:	10/10/2011 1700

Analyte	Sample Result/Qual		MS Spike Amount	MSD Spike Amount	MS Result/Qual		MSD Result/Qual	
Chlordane	0.0050	U	0.0250	0.0250	0.0255		0.0298	
Endrin	0.00050	U	0.00500	0.00500	0.00725		0.00880	F
gamma-BHC (Lindane)	0.00050	U	0.00500	0.00500	0.00421		0.00516	
Heptachlor	0.00050	U	0.00500	0.00500	0.00538		0.00647	
Heptachlor epoxide	0.00050	U	0.00500	0.00500	0.00543		0.00732	
Methoxychlor	0.00050	U	0.00500	0.00500	0.0105	F	0.00807	F
Toxaphene	0.0050	U	0.0500	0.0500	0.0300		0.0383	

Matrix Spike/
Matrix Spike Duplicate Recovery Report - Batch: 460-89123

Method: 8081A
Preparation: 3510C
TCLP

MS Lab Sample ID:	460-32106-1	Units:	mg/L	MSD Lab Sample ID:	460-32106-1
Client Matrix:	Solid			Client Matrix:	Solid
Dilution:	1.0			Dilution:	1.0
Analysis Date:	10/12/2011 1037			Analysis Date:	10/12/2011 1051
Prep Date:	10/11/2011 1804			Prep Date:	10/11/2011 1804
Leach Date:	10/10/2011 1700			Leach Date:	10/10/2011 1700

Analyte	Sample Result/Qual		MS Spike Amount	MSD Spike Amount	MS Result/Qual		MSD Result/Qual	
Chlordane	0.0050	U	0.0250	0.0250	0.0217		0.0275	
Endrin	0.00050	U	0.00500	0.00500	0.00565		0.00709	
gamma-BHC (Lindane)	0.00050	U	0.00500	0.00500	0.00420		0.00512	
Heptachlor	0.00050	U	0.00500	0.00500	0.00502		0.00604	
Heptachlor epoxide	0.00050	U	0.00500	0.00500	0.00501		0.00592	
Methoxychlor	0.00050	U	0.00500	0.00500	0.00756	F	0.0133	F
Toxaphene	0.0050	U	0.0500	0.0500	0.0299		0.0372	

Client: Enterprise Network Resolutions

Job Number: 460-32106-1

Method Blank - Batch: 460-89000

Method: 8082
Preparation: 3541

Lab Sample ID:	MB 460-89000/1-A	Analysis Batch:	460-89331	Instrument ID:	PESTGC9
Client Matrix:	Solid	Prep Batch:	460-89000	Lab File ID:	vr465438.d
Dilution:	1.0	Leach Batch:	N/A	Initial Weight/Volume:	15.00 g
Analysis Date:	10/11/2011 2031	Units:	ug/Kg	Final Weight/Volume:	10 mL
Prep Date:	10/11/2011 0334			Injection Volume:	
Leach Date:	N/A			Column ID:	PRIMARY

Analyte	Result	Qual	MDL	RL
Aroclor 1016	67	U	13	67
Aroclor 1221	67	U	20	67
Aroclor 1232	67	U	38	67
Aroclor 1242	67	U	13	67
Aroclor 1248	67	U	18	67
Aroclor 1254	67	U	23	67
Aroclor 1260	67	U	7.5	67
Aroclor 1262	67	U	12	67
Aroclor 1268	67	U	12	67

Surrogate	% Rec	Acceptance Limits
DCB Decachlorobiphenyl	122	30 - 150

Surrogate	% Rec	Acceptance Limits
DCB Decachlorobiphenyl	121	30 - 150

Client: Enterprise Network Resolutions Job Number: 460-32106-1

Lab Control Sample - Batch: 460-89000 **Method: 8082**
Preparation: 3541

Lab Sample ID:	LCS 460-89000/2-A	Analysis Batch:	460-89331	Instrument ID:	PESTGC9
Client Matrix:	Solid	Prep Batch:	460-89000	Lab File ID:	vf465439.d
Dilution:	1.0	Leach Batch:	N/A	Initial Weight/Volume:	15.00 g
Analysis Date:	10/11/2011 2047	Units:	ug/Kg	Final Weight/Volume:	10 mL
Prep Date:	10/11/2011 0334			Injection Volume:	
Leach Date:	N/A			Column ID:	PRIMARY

Analyte	Spike Amount	Result	% Rec.	Limit	Qual
Aroclor 1016	333	394	118	60 - 144	
Aroclor 1260	333	388	116	63 - 143	

Surrogate	% Rec	Acceptance Limits
DCB Decachlorobiphenyl	118	30 - 150

Lab Control Sample - Batch: 460-89000 **Method: 8082**
Preparation: 3541

Lab Sample ID:	LCS 460-89000/2-A	Analysis Batch:	460-89331	Instrument ID:	PESTGC9
Client Matrix:	Solid	Prep Batch:	460-89000	Lab File ID:	vr465439.d
Dilution:	1.0	Leach Batch:	N/A	Initial Weight/Volume:	15.00 g
Analysis Date:	10/11/2011 2047	Units:	ug/Kg	Final Weight/Volume:	10 mL
Prep Date:	10/11/2011 0334			Injection Volume:	
Leach Date:	N/A			Column ID:	SECONDARY

Analyte	Spike Amount	Result	% Rec.	Limit	Qual
Aroclor 1016	333	390	117	60 - 144	
Aroclor 1260	333	367	110	63 - 143	

Surrogate	% Rec	Acceptance Limits
DCB Decachlorobiphenyl	118	30 - 150

Client: Enterprise Network Resolutions Job Number: 460-32106-1

Matrix Spike/
Matrix Spike Duplicate Recovery Report - Batch: 460-89000

Method: 8082
Preparation: 3541

MS Lab Sample ID:	460-32128-D-13-A MS	Analysis Batch:	460-89331	Instrument ID:	PESTGC9
Client Matrix:	Solid	Prep Batch:	460-89000	Lab File ID:	vf465441.d
Dilution:	1.0	Leach Batch:	N/A	Initial Weight/Volume:	15.04 g
Analysis Date:	10/11/2011 2118			Final Weight/Volume:	10 mL
Prep Date:	10/11/2011 0334			Injection Volume:	
Leach Date:	N/A			Column ID:	PRIMARY

MSD Lab Sample ID:	460-32128-D-13-B MSD	Analysis Batch:	460-89331	Instrument ID:	PESTGC9
Client Matrix:	Solid	Prep Batch:	460-89000	Lab File ID:	vf465442.d
Dilution:	1.0	Leach Batch:	N/A	Initial Weight/Volume:	15.00 g
Analysis Date:	10/11/2011 2134			Final Weight/Volume:	10 mL
Prep Date:	10/11/2011 0334			Injection Volume:	
Leach Date:	N/A			Column ID:	PRIMARY

	% Rec.					
Analyte	MS	MSD	Limit	RPD	RPD Limit	MS Qual	MSD Qual
Aroclor 1016	104	86	60 - 144	19	30		
Aroclor 1260	102	94	63 - 143	8	30		

Surrogate	MS % Rec	MSD % Rec	Acceptance Limits
DCB Decachlorobiphenyl	109	103	30 - 150

Matrix Spike/
Matrix Spike Duplicate Recovery Report - Batch: 460-89000

Method: 8082
Preparation: 3541

MS Lab Sample ID:	460-32128-D-13-A MS	Analysis Batch:	460-89331	Instrument ID:	PESTGC9
Client Matrix:	Solid	Prep Batch:	460-89000	Lab File ID:	vr465441.d
Dilution:	1.0	Leach Batch:	N/A	Initial Weight/Volume:	15.04 g
Analysis Date:	10/11/2011 2118			Final Weight/Volume:	10 mL
Prep Date:	10/11/2011 0334			Injection Volume:	
Leach Date:	N/A			Column ID:	SECONDARY

MSD Lab Sample ID:	460-32128-D-13-B MSD	Analysis Batch:	460-89331	Instrument ID:	PESTGC9
Client Matrix:	Solid	Prep Batch:	460-89000	Lab File ID:	vr465442.d
Dilution:	1.0	Leach Batch:	N/A	Initial Weight/Volume:	15.00 g
Analysis Date:	10/11/2011 2134			Final Weight/Volume:	10 mL
Prep Date:	10/11/2011 0334			Injection Volume:	
Leach Date:	N/A			Column ID:	SECONDARY

	% Rec.					
Analyte	MS	MSD	Limit	RPD	RPD Limit	MS Qual	MSD Qual
Aroclor 1016	101	81	60 - 144	22	30		
Aroclor 1260	97	88	63 - 143	10	30		

Surrogate	MS % Rec	MSD % Rec	Acceptance Limits
DCB Decachlorobiphenyl	109	102	30 - 150

Client: Enterprise Network Resolutions Job Number: 460-32106-1

Matrix Spike/
Matrix Spike Duplicate Recovery Report - Batch: 460-89000

Method: 8082
Preparation: 3541

MS Lab Sample ID:	460-32128-D-13-A MS	Units:	ug/Kg	MSD Lab Sample ID:	460-32128-D-13-B MSD
Client Matrix:	Solid			Client Matrix:	Solid
Dilution:	1.0			Dilution:	1.0
Analysis Date:	10/11/2011 2118			Analysis Date:	10/11/2011 2134
Prep Date:	10/11/2011 0334			Prep Date:	10/11/2011 0334
Leach Date:	N/A			Leach Date:	N/A

Analyte	Sample Result/Qual		MS Spike Amount	MSD Spike Amount	MS Result/Qual	MSD Result/Qual
Aroclor 1016	67	U	332	333	347	287
Aroclor 1260	67	U	332	333	340	313

Matrix Spike/
Matrix Spike Duplicate Recovery Report - Batch: 460-89000

Method: 8082
Preparation: 3541

MS Lab Sample ID:	460-32128-D-13-A MS	Units:	ug/Kg	MSD Lab Sample ID:	460-32128-D-13-B MSD
Client Matrix:	Solid			Client Matrix:	Solid
Dilution:	1.0			Dilution:	1.0
Analysis Date:	10/11/2011 2118			Analysis Date:	10/11/2011 2134
Prep Date:	10/11/2011 0334			Prep Date:	10/11/2011 0334
Leach Date:	N/A			Leach Date:	N/A

Analyte	Sample Result/Qual		MS Spike Amount	MSD Spike Amount	MS Result/Qual	MSD Result/Qual
Aroclor 1016	67	U	332	333	337	270
Aroclor 1260	67	U	332	333	324	294

Method Blank - Batch: 460-89113

Method: 8151A
Preparation: 8151A

Lab Sample ID:	MB 460-89113/1-A	Analysis Batch:	460-89200	Instrument ID:	PESTGC3
Client Matrix:	Water	Prep Batch:	460-89113	Lab File ID:	zf112477.d
Dilution:	1.0	Leach Batch:	N/A	Initial Weight/Volume:	15.00 mL
Analysis Date:	10/12/2011 0722	Units:	mg/L	Final Weight/Volume:	5.00 mL
Prep Date:	10/11/2011 1657			Injection Volume:	
Leach Date:	N/A			Column ID:	PRIMARY

Analyte	Result	Qual	RL	RL
2,4-D	0.080	U	0.080	0.080
Silvex (2,4,5-TP)	0.080	U	0.080	0.080

Surrogate	% Rec	Acceptance Limits
2,4-Dichlorophenylacetic acid	107	87 - 150

Surrogate	% Rec	Acceptance Limits
2,4-Dichlorophenylacetic acid	104	87 - 150

TCLP SPLPE Leachate Blank - Batch: 460-89113

Method: 8151A
Preparation: 8151A
TCLP

Lab Sample ID:	LB 460-88973/1-D	Analysis Batch:	460-89200	Instrument ID:	PESTGC3
Client Matrix:	Solid	Prep Batch:	460-89113	Lab File ID:	zf112486.d
Dilution:	1.0	Leach Batch:	460-88973	Initial Weight/Volume:	15.00 mL
Analysis Date:	10/12/2011 0958	Units:	mg/L	Final Weight/Volume:	5.00 mL
Prep Date:	10/11/2011 1657			Injection Volume:	
Leach Date:	10/10/2011 1700			Column ID:	PRIMARY

Analyte	Result	Qual	RL	RL
2,4-D	0.080	U	0.080	0.080
Silvex (2,4,5-TP)	0.080	U	0.080	0.080

Surrogate	% Rec	Acceptance Limits
2,4-Dichlorophenylacetic acid	95	87 - 150

Surrogate	% Rec	Acceptance Limits
2,4-Dichlorophenylacetic acid	88	87 - 150

Lab Control Sample/
Lab Control Sample Duplicate Recovery Report - Batch: 460-89113

Method: 8151A
Preparation: 8151A

LCS Lab Sample ID:	LCS 460-89113/2-A	Analysis Batch:	460-89200	Instrument ID:	PESTGC3
Client Matrix:	Water	Prep Batch:	460-89113	Lab File ID:	zr112478.d
Dilution:	1.0	Leach Batch:	N/A	Initial Weight/Volume:	15.00 mL
Analysis Date:	10/12/2011 0739	Units:	mg/L	Final Weight/Volume:	5.00 mL
Prep Date:	10/11/2011 1657			Injection Volume:	
Leach Date:	N/A			Column ID:	PRIMARY

LCSD Lab Sample ID:	LCSD 460-89113/3-A	Analysis Batch:	460-89200	Instrument ID:	PESTGC3
Client Matrix:	Water	Prep Batch:	460-89113	Lab File ID:	zr112479.d
Dilution:	1.0	Leach Batch:	N/A	Initial Weight/Volume:	15.00 mL
Analysis Date:	10/12/2011 0756	Units:	mg/L	Final Weight/Volume:	5.00 mL
Prep Date:	10/11/2011 1657			Injection Volume:	
Leach Date:	N/A			Column ID:	PRIMARY

	% Rec.					
Analyte	LCS	LCSD	Limit	RPD	RPD Limit	LCS Qual	LCSD Qual
2,4-D	90	82	77 - 132	8	30		
Silvex (2,4,5-TP)	102	98	92 - 141	4	30		

Surrogate	LCS % Rec	LCSD % Rec	Acceptance Limits
2,4-Dichlorophenylacetic acid	113	101	87 - 150

Lab Control Sample/
Lab Control Sample Duplicate Recovery Report - Batch: 460-89113

Method: 8151A
Preparation: 8151A

LCS Lab Sample ID:	LCS 460-89113/2-A	Analysis Batch:	460-89200	Instrument ID:	PESTGC3
Client Matrix:	Water	Prep Batch:	460-89113	Lab File ID:	zf112478.d
Dilution:	1.0	Leach Batch:	N/A	Initial Weight/Volume:	15.00 mL
Analysis Date:	10/12/2011 0739	Units:	mg/L	Final Weight/Volume:	5.00 mL
Prep Date:	10/11/2011 1657			Injection Volume:	
Leach Date:	N/A			Column ID:	SECONDARY

LCSD Lab Sample ID:	LCSD 460-89113/3-A	Analysis Batch:	460-89200	Instrument ID:	PESTGC3
Client Matrix:	Water	Prep Batch:	460-89113	Lab File ID:	zf112479.d
Dilution:	1.0	Leach Batch:	N/A	Initial Weight/Volume:	15.00 mL
Analysis Date:	10/12/2011 0756	Units:	mg/L	Final Weight/Volume:	5.00 mL
Prep Date:	10/11/2011 1657			Injection Volume:	
Leach Date:	N/A			Column ID:	SECONDARY

	% Rec.					
Analyte	LCS	LCSD	Limit	RPD	RPD Limit	LCS Qual	LCSD Qual
2,4-D	82	77	77 - 132	7	30		
Silvex (2,4,5-TP)	101	95	92 - 141	6	30		

Surrogate	LCS % Rec	LCSD % Rec	Acceptance Limits
2,4-Dichlorophenylacetic acid	107	98	87 - 150

Client: Enterprise Network Resolutions Job Number: 460-32106-1

Laboratory Control/
Laboratory Duplicate Data Report - Batch: 460-89113

Method: 8151A
Preparation: 8151A

LCS Lab Sample ID:	LCS 460-89113/2-A	Units:	mg/L	LCSD Lab Sample ID:	LCSD 460-89113/3-A
Client Matrix:	Water			Client Matrix:	Water
Dilution:	1.0			Dilution:	1.0
Analysis Date:	10/12/2011 0739			Analysis Date:	10/12/2011 0756
Prep Date:	10/11/2011 1657			Prep Date:	10/11/2011 1657
Leach Date:	N/A			Leach Date:	N/A

Analyte	LCS Spike Amount	LCSD Spike Amount	LCS Result/Qual	LCSD Result/Qual
2,4-D	0.333	0.333	0.298	0.274
Silvex (2,4,5-TP)	0.133	0.133	0.135	0.130

Laboratory Control/
Laboratory Duplicate Data Report - Batch: 460-89113

Method: 8151A
Preparation: 8151A

LCS Lab Sample ID:	LCS 460-89113/2-A	Units:	mg/L	LCSD Lab Sample ID:	LCSD 460-89113/3-A
Client Matrix:	Water			Client Matrix:	Water
Dilution:	1.0			Dilution:	1.0
Analysis Date:	10/12/2011 0739			Analysis Date:	10/12/2011 0756
Prep Date:	10/11/2011 1657			Prep Date:	10/11/2011 1657
Leach Date:	N/A			Leach Date:	N/A

Analyte	LCS Spike Amount	LCSD Spike Amount	LCS Result/Qual	LCSD Result/Qual
2,4-D	0.333	0.333	0.275	0.257
Silvex (2,4,5-TP)	0.133	0.133	0.134	0.127

Matrix Spike/
Matrix Spike Duplicate Recovery Report - Batch: 460-89113

Method: 8151A
Preparation: 8151A
TCLP

MS Lab Sample ID:	460-32106-1	Analysis Batch:	460-89200	Instrument ID:	PESTGC3
Client Matrix:	Solid	Prep Batch:	460-89113	Lab File ID:	zr112480.d
Dilution:	1.0	Leach Batch:	460-88973	Initial Weight/Volume:	15.00 mL
Analysis Date:	10/12/2011 0814			Final Weight/Volume:	5.00 mL
Prep Date:	10/11/2011 1657			Injection Volume:	
Leach Date:	10/10/2011 1700			Column ID:	PRIMARY

MSD Lab Sample ID:	460-32106-1	Analysis Batch:	460-89200	Instrument ID:	PESTGC3
Client Matrix:	Solid	Prep Batch:	460-89113	Lab File ID:	zr112481.d
Dilution:	1.0	Leach Batch:	460-88973	Initial Weight/Volume:	15.00 mL
Analysis Date:	10/12/2011 0831			Final Weight/Volume:	5.00 mL
Prep Date:	10/11/2011 1657			Injection Volume:	
Leach Date:	10/10/2011 1700			Column ID:	PRIMARY

	% Rec.					
Analyte	MS	MSD	Limit	RPD	RPD Limit	MS Qual	MSD Qual
2,4-D	84	82	77 - 132	2	30		
Silvex (2,4,5-TP)	98	93	92 - 141	5	30		

Surrogate	MS % Rec	MSD % Rec	Acceptance Limits
2,4-Dichlorophenylacetic acid	115	108	87 - 150

Matrix Spike/
Matrix Spike Duplicate Recovery Report - Batch: 460-89113

Method: 8151A
Preparation: 8151A
TCLP

MS Lab Sample ID:	460-32106-1	Analysis Batch:	460-89200	Instrument ID:	PESTGC3
Client Matrix:	Solid	Prep Batch:	460-89113	Lab File ID:	zf112480.d
Dilution:	1.0	Leach Batch:	460-88973	Initial Weight/Volume:	15.00 mL
Analysis Date:	10/12/2011 0814			Final Weight/Volume:	5.00 mL
Prep Date:	10/11/2011 1657			Injection Volume:	
Leach Date:	10/10/2011 1700			Column ID:	SECONDARY

MSD Lab Sample ID:	460-32106-1	Analysis Batch:	460-89200	Instrument ID:	PESTGC3
Client Matrix:	Solid	Prep Batch:	460-89113	Lab File ID:	zf112481.d
Dilution:	1.0	Leach Batch:	460-88973	Initial Weight/Volume:	15.00 mL
Analysis Date:	10/12/2011 0831			Final Weight/Volume:	5.00 mL
Prep Date:	10/11/2011 1657			Injection Volume:	
Leach Date:	10/10/2011 1700			Column ID:	SECONDARY

	% Rec.					
Analyte	MS	MSD	Limit	RPD	RPD Limit	MS Qual	MSD Qual
2,4-D	78	78	77 - 132	0	30		
Silvex (2,4,5-TP)	98	91	92 - 141	7	30		F

Surrogate	MS % Rec	MSD % Rec	Acceptance Limits
2,4-Dichlorophenylacetic acid	103	91	87 - 150

Client: Enterprise Network Resolutions Job Number: 460-32106-1

Matrix Spike/
Matrix Spike Duplicate Recovery Report - Batch: 460-89113

Method: 8151A
Preparation: 8151A
TCLP

MS Lab Sample ID:	460-32106-1	Units:	mg/L
Client Matrix:	Solid		
Dilution:	1.0		
Analysis Date:	10/12/2011 0814		
Prep Date:	10/11/2011 1657		
Leach Date:	10/10/2011 1700		

MSD Lab Sample ID:	460-32106-1
Client Matrix:	Solid
Dilution:	1.0
Analysis Date:	10/12/2011 0831
Prep Date:	10/11/2011 1657
Leach Date:	10/10/2011 1700

Analyte	Sample Result/Qual		MS Spike Amount	MSD Spike Amount	MS Result/Qual	MSD Result/Qual	
2,4-D	0.080	U	0.333	0.333	0.280	0.274	
Silvex (2,4,5-TP)	0.080	U	0.133	0.133	0.130	0.125	

Matrix Spike/
Matrix Spike Duplicate Recovery Report - Batch: 460-89113

Method: 8151A
Preparation: 8151A
TCLP

MS Lab Sample ID:	460-32106-1	Units:	mg/L
Client Matrix:	Solid		
Dilution:	1.0		
Analysis Date:	10/12/2011 0814		
Prep Date:	10/11/2011 1657		
Leach Date:	10/10/2011 1700		

MSD Lab Sample ID:	460-32106-1
Client Matrix:	Solid
Dilution:	1.0
Analysis Date:	10/12/2011 0831
Prep Date:	10/11/2011 1657
Leach Date:	10/10/2011 1700

Analyte	Sample Result/Qual		MS Spike Amount	MSD Spike Amount	MS Result/Qual	MSD Result/Qual	
2,4-D	0.080	U	0.333	0.333	0.261	0.260	
Silvex (2,4,5-TP)	0.080	U	0.133	0.133	0.130	0.122	F

Method Blank - Batch: 460-89033

Method: 6010B
Preparation: 3010A

Lab Sample ID:	MB 460-89033/1-A	Analysis Batch:	460-89192	Instrument ID:	ICP4
Client Matrix:	Water	Prep Batch:	460-89033	Lab File ID:	a10122011.asc
Dilution:	1.0	Leach Batch:	N/A	Initial Weight/Volume:	100 mL
Analysis Date:	10/12/2011 0449	Units:	ug/L	Final Weight/Volume:	100 mL
Prep Date:	10/11/2011 0943				
Leach Date:	N/A				

Analyte	Result	Qual	RL	RL
Arsenic	5.0	U	5.0	5.0
Barium	200	U	200	200
Cadmium	5.0	U	5.0	5.0
Chromium	10.0	U	10.0	10.0
Lead	5.0	U	5.0	5.0
Selenium	10.0	U	10.0	10.0
Silver	10.0	U	10.0	10.0

TCLP SPLPE Leachate Blank - Batch: 460-89033

Method: 6010B
Preparation: 3010A
TCLP

Lab Sample ID:	LB 460-88973/1-B ^5	Analysis Batch:	460-89192	Instrument ID:	ICP4
Client Matrix:	Solid	Prep Batch:	460-89033	Lab File ID:	a10122011.asc
Dilution:	5.0	Leach Batch:	460-88973	Initial Weight/Volume:	100 mL
Analysis Date:	10/12/2011 0503	Units:	ug/L	Final Weight/Volume:	100 mL
Prep Date:	10/11/2011 0943				
Leach Date:	10/10/2011 1700				

Analyte	Result	Qual	RL	RL
Arsenic	25.0	U	25.0	25.0
Barium	1000	U	1000	1000
Cadmium	25.0	U	25.0	25.0
Chromium	50.0	U	50.0	50.0
Lead	25.0	U	25.0	25.0
Selenium	50.0	U	50.0	50.0
Silver	50.0	U	50.0	50.0

Client: Enterprise Network Resolutions

Job Number: 460-32106-1

Lab Control Sample - Batch: 460-89033

Method: 6010B
Preparation: 3010A

Lab Sample ID:	LCS 460-89033/2-A	Analysis Batch:	460-89192	Instrument ID:	ICP4
Client Matrix:	Water	Prep Batch:	460-89033	Lab File ID:	a10122011.asc
Dilution:	1.0	Leach Batch:	N/A	Initial Weight/Volume:	100 mL
Analysis Date:	10/12/2011 0453	Units:	ug/L	Final Weight/Volume:	100 mL
Prep Date:	10/11/2011 0943				
Leach Date:	N/A				

Analyte	Spike Amount	Result	% Rec.	Limit	Qual
Arsenic	5000	5159	103	80 - 120	
Barium	10000	10730	107	80 - 120	
Cadmium	1000	1090	109	80 - 120	
Chromium	5000	5252	105	80 - 120	
Lead	5000	5515	110	80 - 120	
Selenium	1000	1020	102	80 - 120	
Silver	500	508.3	102	80 - 120	

Matrix Spike - Batch: 460-89033

Method: 6010B
Preparation: 3010A
TCLP

Lab Sample ID:	460-32106-1	Analysis Batch:	460-89192	Instrument ID:	ICP4
Client Matrix:	Solid	Prep Batch:	460-89033	Lab File ID:	a10122011.asc
Dilution:	5.0	Leach Batch:	460-88973	Initial Weight/Volume:	100 mL
Analysis Date:	10/12/2011 0456	Units:	ug/L	Final Weight/Volume:	100 mL
Prep Date:	10/11/2011 0943				
Leach Date:	10/10/2011 1700				

Analyte	Sample Result/Qual		Spike Amount	Result	% Rec.	Limit	Qual
Arsenic	25.0	U	5000	5260	105	75 - 125	
Barium	1000	U	10000	10720	107	75 - 125	
Cadmium	25.0	U	1000	1100	110	75 - 125	
Chromium	50.0	U	5000	5360	107	75 - 125	
Lead	25.0	U	5000	5385	108	75 - 125	
Selenium	50.0	U	1000	1030	103	75 - 125	
Silver	50.0	U	500	510.5	102	75 - 125	

Post Digestion Spike - Batch: 460-89033

Method: 6010B
Preparation: 3010A
TCLP

Lab Sample ID:	460-32106-1	Analysis Batch:	460-89192	Instrument ID:	ICP4
Client Matrix:	Solid	Prep Batch:	460-89033	Lab File ID:	a10122011.asc
Dilution:	1.0	Leach Batch:	460-88973	Initial Weight/Volume:	100 mL
Analysis Date:	10/12/2011 0500	Units:	ug/L	Final Weight/Volume:	100 mL
Prep Date:	10/11/2011 0943				
Leach Date:	10/10/2011 1700				

Analyte	Sample Result/Qual		Spike Amount	Result	% Rec.	Limit	Qual
Arsenic	25.0	U	5000	5253	105	75 - 125	
Barium	1000	U	10000	10380	104	75 - 125	
Cadmium	25.0	U	1000	1067	107	75 - 125	
Chromium	50.0	U	5000	5154	103	75 - 125	
Lead	25.0	U	5000	5256	105	75 - 125	
Selenium	50.0	U	1000	1037	104	75 - 125	
Silver	50.0	U	500	496.0	99	75 - 125	

Client: Enterprise Network Resolutions Job Number: 460-32106-1

Duplicate - Batch: 460-89033

Method: 6010B
Preparation: 3010A
TCLP

Lab Sample ID:	460-32106-1	Analysis Batch:	460-89192	Instrument ID:	ICP4
Client Matrix:	Solid	Prep Batch:	460-89033	Lab File ID:	a10122011.asc
Dilution:	5.0	Leach Batch:	460-88973	Initial Weight/Volume:	100 mL
Analysis Date:	10/12/2011 0431	Units:	ug/L	Final Weight/Volume:	100 mL
Prep Date:	10/11/2011 0943				
Leach Date:	10/10/2011 1700				

Analyte	Sample Result/Qual		Result	RPD	Limit	Qual
Arsenic	25.0	U	50.25	NC	20	
Barium	1000	U	1000	NC	20	U
Cadmium	25.0	U	25.0	NC	20	U
Chromium	50.0	U	74.00	NC	20	
Lead	25.0	U	53.25	NC	20	
Selenium	50.0	U	50.0	NC	20	U
Silver	50.0	U	50.0	NC	20	U

Serial Dilution - Batch: 460-89033

Method: 6010B
Preparation: 3010A
TCLP

Lab Sample ID:	460-32106-1	Analysis Batch:	460-89192	Instrument ID:	ICP4
Client Matrix:	Solid	Prep Batch:	460-89033	Lab File ID:	a10122011.asc
Dilution:	20	Leach Batch:	460-88973	Initial Weight/Volume:	100 mL
Analysis Date:	10/12/2011 0439	Units:	ug/L	Final Weight/Volume:	100 mL
Prep Date:	10/11/2011 0943				
Leach Date:	10/10/2011 1700				

Analyte	Sample Result/Qual		Result	%Diff	Limit	Qual
Arsenic	25.0	U	100	NC	10	U
Barium	1000	U	4000	NC	10	U
Cadmium	25.0	U	100	NC	10	U
Chromium	50.0	U	200	NC	10	U
Lead	25.0	U	100	NC	10	U
Selenium	50.0	U	200	NC	10	U
Silver	50.0	U	200	NC	10	U

Method Blank - Batch: 460-89055

Method: 7470A
Preparation: 7470A

Lab Sample ID:	MB 460-89055/1-A	Analysis Batch:	460-89097	Instrument ID:	LEEMAN3
Client Matrix:	Water	Prep Batch:	460-89055	Lab File ID:	89051hg1.PRN
Dilution:	1.0	Leach Batch:	N/A	Initial Weight/Volume:	30 mL
Analysis Date:	10/11/2011 1332	Units:	ug/L	Final Weight/Volume:	30 mL
Prep Date:	10/11/2011 1111				
Leach Date:	N/A				

Analyte	Result	Qual	RL	RL
Mercury	0.20	U	0.20	0.20

TCLP SPLPE Leachate Blank - Batch: 460-89055

Method: 7470A
Preparation: 7470A
TCLP

Lab Sample ID:	LB 460-88973/1-C	Analysis Batch:	460-89097	Instrument ID:	LEEMAN3
Client Matrix:	Solid	Prep Batch:	460-89055	Lab File ID:	89051hg1.PRN
Dilution:	1.0	Leach Batch:	460-88973	Initial Weight/Volume:	30 mL
Analysis Date:	10/11/2011 1346	Units:	ug/L	Final Weight/Volume:	30 mL
Prep Date:	10/11/2011 1111				
Leach Date:	10/10/2011 1700				

Analyte	Result	Qual	RL	RL
Mercury	0.20	U	0.20	0.20

Lab Control Sample - Batch: 460-89055

Method: 7470A
Preparation: 7470A

Lab Sample ID:	LCS 460-89055/2-A	Analysis Batch:	460-89097	Instrument ID:	LEEMAN3
Client Matrix:	Water	Prep Batch:	460-89055	Lab File ID:	89051hg1.PRN
Dilution:	1.0	Leach Batch:	N/A	Initial Weight/Volume:	30 mL
Analysis Date:	10/11/2011 1334	Units:	ug/L	Final Weight/Volume:	30 mL
Prep Date:	10/11/2011 1111				
Leach Date:	N/A				

Analyte	Spike Amount	Result	% Rec.	Limit	Qual
Mercury	5.00	4.62	92	80 - 120	

Matrix Spike - Batch: 460-89055

Method: 7470A
Preparation: 7470A
TCLP

Lab Sample ID:	460-32108-A-1-E MS	Analysis Batch:	460-89097	Instrument ID:	LEEMAN3
Client Matrix:	Solid	Prep Batch:	460-89055	Lab File ID:	89051hg1.PRN
Dilution:	1.0	Leach Batch:	460-88973	Initial Weight/Volume:	30 mL
Analysis Date:	10/11/2011 1340	Units:	ug/L	Final Weight/Volume:	30 mL
Prep Date:	10/11/2011 1111				
Leach Date:	10/10/2011 1700				

Analyte	Sample Result/Qual		Spike Amount	Result	% Rec.	Limit	Qual
Mercury	0.20	U	5.00	5.05	101	75 - 125	

Duplicate - Batch: 460-89055

Method: 7470A
Preparation: 7470A
TCLP

Lab Sample ID:	460-32108-A-1-D DU	Analysis Batch:	460-89097	Instrument ID:	LEEMAN3
Client Matrix:	Solid	Prep Batch:	460-89055	Lab File ID:	89051hg1.PRN
Dilution:	1.0	Leach Batch:	460-88973	Initial Weight/Volume:	30 mL
Analysis Date:	10/11/2011 1338	Units:	ug/L	Final Weight/Volume:	30 mL
Prep Date:	10/11/2011 1111				
Leach Date:	10/10/2011 1700				

Analyte	Sample Result/Qual		Result	RPD	Limit	Qual
Mercury	0.20	U	0.20	NC	20	U

Serial Dilution - Batch: 460-89055

Method: 7470A
Preparation: 7470A
TCLP

Lab Sample ID:	460-32108-A-1-C SD ^5	Analysis Batch:	460-89097	Instrument ID:	LEEMAN3
Client Matrix:	Solid	Prep Batch:	460-89055	Lab File ID:	89051hg1.PRN
Dilution:	5.0	Leach Batch:	460-88973	Initial Weight/Volume:	30 mL
Analysis Date:	10/11/2011 1348	Units:	ug/L	Final Weight/Volume:	30 mL
Prep Date:	10/11/2011 1111				
Leach Date:	10/10/2011 1700				

Analyte	Sample Result/Qual		Result	%Diff	Limit	Qual
Mercury	0.20	U	1.0	NC	10	U

Client: Enterprise Network Resolutions

Job Number: 460-32106-1

Duplicate - Batch: 460-89246

Method: Moisture
Preparation: N/A

Lab Sample ID:	450-391-A-4 DU	Analysis Batch:	460-89246	Instrument ID:	No Equipment
Client Matrix:	Solid	Prep Batch:	N/A	Lab File ID:	N/A
Dilution:	1.0	Leach Batch:	N/A	Initial Weight/Volume:	
Analysis Date:	10/12/2011 1420	Units:	%	Final Weight/Volume:	
Prep Date:	N/A				
Leach Date:	N/A				

Analyte	Sample Result/Qual	Result	RPD	Limit	Qual
Percent Moisture	23.2	22.4	4	20	
Percent Solids	76.8	77.6	1	20	

DATA REPORTING QUALIFIERS

Client: Enterprise Network Resolutions Job Number: 460-32106-1

Lab Section	Qualifier	Description
GC/MS VOA		
	U	Indicates the analyte was analyzed for but not detected.
GC/MS Semi VOA		
	U	Indicates the analyte was analyzed for but not detected.
GC Semi VOA		
	U	Indicates the analyte was analyzed for but not detected.
	F	MS/MSD Recovery or RPD exceeds the control limits
	*	Recovery or RPD exceeds control limits
Metals		
	U	Indicates the analyte was analyzed for but not detected.

Client: Enterprise Network Resolutions Job Number: 460-32106-1

QC Association Summary

Lab Sample ID	Client Sample ID	Report Basis	Client Matrix	Method	Prep Batch
GC/MS VOA					
Prep Batch: 460-88985					
LB 460-88985/1-A	TCLP SPLPE Leachate Blank	P	Solid	1311	
460-32106-1	NH-01-B	P	Solid	1311	
460-32106-1MS	Matrix Spike	P	Solid	1311	
460-32106-1MSD	Matrix Spike Duplicate	P	Solid	1311	
Analysis Batch:460-89162					
LB 460-88985/1-A	TCLP SPLPE Leachate Blank	P	Solid	8260B	
LCS 460-89162/3	Lab Control Sample	T	Water	8260B	
MB 460-89162/4	Method Blank	T	Water	8260B	
460-32106-1	NH-01-B	P	Solid	8260B	
460-32106-1MS	Matrix Spike	P	Solid	8260B	
460-32106-1MSD	Matrix Spike Duplicate	P	Solid	8260B	

Report Basis
P = TCLP
T = Total

Lab Sample ID	Client Sample ID	Report Basis	Client Matrix	Method	Prep Batch
GC/MS Semi VOA					
Prep Batch: 460-88973					
LB 460-88973/1-F	TCLP SPLPE Leachate Blank	P	Solid	1311	
460-32106-1	NH-01-B	P	Solid	1311	
Prep Batch: 460-89137					
LCS 460-89137/2-A	Lab Control Sample	T	Water	3510C	
MB 460-89137/1-A	Method Blank	T	Water	3510C	
LB 460-88973/1-F	TCLP SPLPE Leachate Blank	P	Solid	3510C	460-88973
460-32106-1	NH-01-B	P	Solid	3510C	460-88973
Analysis Batch:460-89382					
LB 460-88973/1-F	TCLP SPLPE Leachate Blank	P	Solid	8270C	460-89137
LCS 460-89137/2-A	Lab Control Sample	T	Water	8270C	460-89137
MB 460-89137/1-A	Method Blank	T	Water	8270C	460-89137
460-32106-1	NH-01-B	P	Solid	8270C	460-89137

Report Basis
P = TCLP
T = Total

Client: Enterprise Network Resolutions Job Number: 460-32106-1

QC Association Summary

Lab Sample ID	Client Sample ID	Report Basis	Client Matrix	Method	Prep Batch
GC Semi VOA					
Prep Batch: 460-88973					
LB 460-88973/1-D	TCLP SPLPE Leachate Blank	P	Solid	1311	
LB 460-88973/1-E	TCLP SPLPE Leachate Blank	P	Solid	1311	
460-32106-1	NH-01-B	P	Solid	1311	
460-32106-1MS	Matrix Spike	P	Solid	1311	
460-32106-1MSD	Matrix Spike Duplicate	P	Solid	1311	
Prep Batch: 460-89000					
LCS 460-89000/2-A	Lab Control Sample	T	Solid	3541	
MB 460-89000/1-A	Method Blank	T	Solid	3541	
460-32106-1	NH-01-B	T	Solid	3541	
460-32128-D-13-A MS	Matrix Spike	T	Solid	3541	
460-32128-D-13-B MSD	Matrix Spike Duplicate	T	Solid	3541	
Prep Batch: 460-89113					
LCS 460-89113/2-A	Lab Control Sample	T	Water	8151A	
LCSD 460-89113/3-A	Lab Control Sample Duplicate	T	Water	8151A	
MB 460-89113/1-A	Method Blank	T	Water	8151A	
LB 460-88973/1-D	TCLP SPLPE Leachate Blank	P	Solid	8151A	460-88973
460-32106-1	NH-01-B	P	Solid	8151A	460-88973
460-32106-1MS	Matrix Spike	P	Solid	8151A	460-88973
460-32106-1MSD	Matrix Spike Duplicate	P	Solid	8151A	460-88973
Prep Batch: 460-89123					
LCS 460-89123/2-A	Lab Control Sample	T	Water	3510C	
MB 460-89123/1-A	Method Blank	T	Water	3510C	
LB 460-88973/1-E	TCLP SPLPE Leachate Blank	P	Solid	3510C	460-88973
460-32106-1	NH-01-B	P	Solid	3510C	460-88973
460-32106-1MS	Matrix Spike	P	Solid	3510C	460-88973
460-32106-1MSD	Matrix Spike Duplicate	P	Solid	3510C	460-88973
Analysis Batch:460-89200					
LB 460-88973/1-D	TCLP SPLPE Leachate Blank	P	Solid	8151A	460-89113
LCS 460-89113/2-A	Lab Control Sample	T	Water	8151A	460-89113
LCSD 460-89113/3-A	Lab Control Sample Duplicate	T	Water	8151A	460-89113
MB 460-89113/1-A	Method Blank	T	Water	8151A	460-89113
460-32106-1	NH-01-B	P	Solid	8151A	460-89113
460-32106-1MS	Matrix Spike	P	Solid	8151A	460-89113
460-32106-1MSD	Matrix Spike Duplicate	P	Solid	8151A	460-89113

Client: Enterprise Network Resolutions Job Number: 460-32106-1

QC Association Summary

Lab Sample ID	Client Sample ID	Report Basis	Client Matrix	Method	Prep Batch
GC Semi VOA					
Analysis Batch:460-89330					
LB 460-88973/1-E	TCLP SPLPE Leachate Blank	P	Solid	8081A	460-89123
LCS 460-89123/2-A	Lab Control Sample	T	Water	8081A	460-89123
MB 460-89123/1-A	Method Blank	T	Water	8081A	460-89123
460-32106-1	NH-01-B	P	Solid	8081A	460-89123
460-32106-1MS	Matrix Spike	P	Solid	8081A	460-89123
460-32106-1MSD	Matrix Spike Duplicate	P	Solid	8081A	460-89123
Analysis Batch:460-89331					
LCS 460-89000/2-A	Lab Control Sample	T	Solid	8082	460-89000
MB 460-89000/1-A	Method Blank	T	Solid	8082	460-89000
460-32106-1	NH-01-B	T	Solid	8082	460-89000
460-32128-D-13-A MS	Matrix Spike	T	Solid	8082	460-89000
460-32128-D-13-B MSD	Matrix Spike Duplicate	T	Solid	8082	460-89000

Report Basis
P = TCLP
T = Total

Client: Enterprise Network Resolutions Job Number: 460-32106-1

QC Association Summary

Lab Sample ID	Client Sample ID	Report Basis	Client Matrix	Method	Prep Batch
Metals					
Prep Batch: 460-88973					
LB 460-88973/1-B ^5	TCLP SPLPE Leachate Blank	P	Solid	1311	
LB 460-88973/1-C	TCLP SPLPE Leachate Blank	P	Solid	1311	
460-32106-1	NH-01-B	P	Solid	1311	
460-32106-1DU	Duplicate	P	Solid	1311	
460-32106-1MS	Matrix Spike	P	Solid	1311	
460-32108-A-1-D DU	Duplicate	P	Solid	1311	
460-32108-A-1-E MS	Matrix Spike	P	Solid	1311	
Prep Batch: 460-89033					
LCS 460-89033/2-A	Lab Control Sample	T	Water	3010A	
MB 460-89033/1-A	Method Blank	T	Water	3010A	
LB 460-88973/1-B ^5	TCLP SPLPE Leachate Blank	P	Solid	3010A	460-88973
460-32106-1	NH-01-B	P	Solid	3010A	460-88973
460-32106-1DU	Duplicate	P	Solid	3010A	460-88973
460-32106-1MS	Matrix Spike	P	Solid	3010A	460-88973
Prep Batch: 460-89055					
LCS 460-89055/2-A	Lab Control Sample	T	Water	7470A	
MB 460-89055/1-A	Method Blank	T	Water	7470A	
LB 460-88973/1-C	TCLP SPLPE Leachate Blank	P	Solid	7470A	460-88973
460-32106-1	NH-01-B	P	Solid	7470A	460-88973
460-32108-A-1-D DU	Duplicate	P	Solid	7470A	460-88973
460-32108-A-1-E MS	Matrix Spike	P	Solid	7470A	460-88973
Analysis Batch:460-89097					
LB 460-88973/1-C	TCLP SPLPE Leachate Blank	P	Solid	7470A	460-89055
LCS 460-89055/2-A	Lab Control Sample	T	Water	7470A	460-89055
MB 460-89055/1-A	Method Blank	T	Water	7470A	460-89055
460-32106-1	NH-01-B	P	Solid	7470A	460-89055
460-32108-A-1-D DU	Duplicate	P	Solid	7470A	460-89055
460-32108-A-1-E MS	Matrix Spike	P	Solid	7470A	460-89055
Analysis Batch:460-89192					
LB 460-88973/1-B ^5	TCLP SPLPE Leachate Blank	P	Solid	6010B	460-89033
LCS 460-89033/2-A	Lab Control Sample	T	Water	6010B	460-89033
MB 460-89033/1-A	Method Blank	T	Water	6010B	460-89033
460-32106-1	NH-01-B	P	Solid	6010B	460-89033
460-32106-1DU	Duplicate	P	Solid	6010B	460-89033
460-32106-1MS	Matrix Spike	P	Solid	6010B	460-89033

Report Basis

P = TCLP

T = Total

Client: Enterprise Network Resolutions Job Number: 460-32106-1

QC Association Summary

Lab Sample ID	Client Sample ID	Report Basis	Client Matrix	Method	Prep Batch
General Chemistry					
Analysis Batch:460-89246					
450-391-A-4 DU	Duplicate	T	Solid	Moisture	
460-32106-1	NH-01-B	T	Solid	Moisture	

Report Basis
T = Total

Client: Enterprise Network Resolutions Job Number: 460-32106-1

Laboratory Chronicle

Lab ID: 460-32106-1 **Client ID:** NH-01-B

Sample Date/Time: 10/06/2011 18:45 Received Date/Time: 10/06/2011 18:45

Method	Bottle ID	Run	Analysis Batch	Prep Batch	Date Prepared / Analyzed	Dil	Lab	Analyst
P:5030B	460-32106-A-1-B		460-89162		10/12/2011 12:01	10	TAL EDI	CJM
A:8260B	460-32106-A-1-B		460-89162		10/12/2011 12:01	10	TAL EDI	CJM
P:3510C	460-32106-A-1-N		460-89382	460-89137	10/11/2011 20:55	1	TAL EDI	ME
A:8270C	460-32106-A-1-N		460-89382	460-89137	10/12/2011 02:56	1	TAL EDI	MS
P:3510C	460-32106-A-1-M		460-89330	460-89123	10/11/2011 18:04	1	TAL EDI	JS
A:8081A	460-32106-A-1-M		460-89330	460-89123	10/12/2011 11:05	1	TAL EDI	FM
P:3541	460-32106-A-1-C		460-89331	460-89000	10/11/2011 03:34	1	TAL EDI	ARA
A:8082	460-32106-A-1-C		460-89331	460-89000	10/11/2011 21:50	1	TAL EDI	SD
P:8151A	460-32106-A-1-J		460-89200	460-89113	10/11/2011 16:57	1	TAL EDI	ME
A:8151A	460-32106-A-1-J		460-89200	460-89113	10/12/2011 08:49	1	TAL EDI	RL
P:3010A	460-32106-A-1-D ^5		460-89192	460-89033	10/11/2011 09:43	5	TAL EDI	MC
A:6010B	460-32106-A-1-D ^5		460-89192	460-89033	10/12/2011 04:35	5	TAL EDI	VD
P:7470A	460-32106-A-1-G		460-89097	460-89055	10/11/2011 11:11	1	TAL EDI	RBS
A:7470A	460-32106-A-1-G		460-89097	460-89055	10/11/2011 13:45	1	TAL EDI	RBS
A:Moisture	460-32106-A-1		460-89246		10/12/2011 14:20	1	TAL EDI	CHA

Lab ID: 460-32106-1 MS **Client ID:** NH-01-B

Sample Date/Time: 10/06/2011 18:45 Received Date/Time: 10/06/2011 18:45

Method	Bottle ID	Run	Analysis Batch	Prep Batch	Date Prepared / Analyzed	Dil	Lab	Analyst
P:5030B	460-32106-A-1-B MS		460-89162		10/12/2011 12:22	10	TAL EDI	CJM
A:8260B	460-32106-A-1-B MS		460-89162		10/12/2011 12:22	10	TAL EDI	CJM
P:3510C	460-32106-A-1-K MS		460-89330	460-89123	10/11/2011 18:04	1	TAL EDI	JS
A:8081A	460-32106-A-1-K MS		460-89330	460-89123	10/12/2011 10:37	1	TAL EDI	FM
P:8151A	460-32106-A-1-H MS		460-89200	460-89113	10/11/2011 16:57	1	TAL EDI	ME
A:8151A	460-32106-A-1-H MS		460-89200	460-89113	10/12/2011 08:14	1	TAL EDI	RL
P:3010A	460-32106-A-1-F MS ^5		460-89192	460-89033	10/11/2011 09:43	5	TAL EDI	MC
A:6010B	460-32106-A-1-F MS ^5		460-89192	460-89033	10/12/2011 04:56	5	TAL EDI	VD

Client: Enterprise Network Resolutions Job Number: 460-32106-1

Laboratory Chronicle

Lab ID: 460-32106-1 MSD **Client ID: NH-01-B**

Sample Date/Time: 10/06/2011 18:45 Received Date/Time: 10/06/2011 18:45

Method	Bottle ID	Run	Analysis Batch	Prep Batch	Date Prepared / Analyzed	Dil	Lab	Analyst
P:5030B	460-32106-A-1-B MSD		460-89162		10/12/2011 12:43	10	TAL EDI	CJM
A:8260B	460-32106-A-1-B MSD		460-89162		10/12/2011 12:43	10	TAL EDI	CJM
P:3510C	460-32106-A-1-L MSD		460-89330	460-89123	10/11/2011 18:04	1	TAL EDI	JS
A:8081A	460-32106-A-1-L MSD		460-89330	460-89123	10/12/2011 10:51	1	TAL EDI	FM
P:8151A	460-32106-A-1-I MSD		460-89200	460-89113	10/11/2011 16:57	1	TAL EDI	ME
A:8151A	460-32106-A-1-I MSD		460-89200	460-89113	10/12/2011 08:31	1	TAL EDI	RL

Lab ID: 460-32106-1 DU **Client ID: NH-01-B**

Sample Date/Time: 10/06/2011 18:45 Received Date/Time: 10/06/2011 18:45

Method	Bottle ID	Run	Analysis Batch	Prep Batch	Date Prepared / Analyzed	Dil	Lab	Analyst
P:3010A	460-32106-A-1-E DU ^5		460-89192	460-89033	10/11/2011 09:43	5	TAL EDI	MC
A:6010B	460-32106-A-1-E DU ^5		460-89192	460-89033	10/12/2011 04:31	5	TAL EDI	VD

Lab ID: 460-32106-1 SD **Client ID: NH-01-B**

Sample Date/Time: 10/06/2011 18:45 Received Date/Time: 10/06/2011 18:45

Method	Bottle ID	Run	Analysis Batch	Prep Batch	Date Prepared / Analyzed	Dil	Lab	Analyst
P:3010A	460-32106-A-1-D SD ^2		460-89192	460-89033	10/11/2011 09:43	20	TAL EDI	MC
A:6010B	460-32106-A-1-D SD ^2		460-89192	460-89033	10/12/2011 04:39	20	TAL EDI	VD
P:3010A	460-32106-A-1-D PDS		460-89192	460-89033	10/11/2011 09:43	1	TAL EDI	MC
A:6010B	460-32106-A-1-D PDS		460-89192	460-89033	10/12/2011 05:00	1	TAL EDI	VD

Client: Enterprise Network Resolutions Job Number: 460-32106-1

Laboratory Chronicle

Lab ID: MB **Client ID: N/A**

Sample Date/Time: N/A Received Date/Time: N/A

Method	Bottle ID	Run	Analysis Batch	Prep Batch	Date Prepared / Analyzed	Dil	Lab	Analyst
P:5030B	MB 460-89162/4		460-89162		10/12/2011 07:43	1	TAL EDI	CJM
A:8260B	MB 460-89162/4		460-89162		10/12/2011 07:43	1	TAL EDI	CJM
P:3510C	MB 460-89137/1-A		460-89382	460-89137	10/11/2011 20:55	1	TAL EDI	ME
A:8270C	MB 460-89137/1-A		460-89382	460-89137	10/12/2011 00:59	1	TAL EDI	MS
P:3510C	MB 460-89123/1-A		460-89330	460-89123	10/11/2011 18:04	1	TAL EDI	JS
A:8081A	MB 460-89123/1-A		460-89330	460-89123	10/12/2011 09:13	1	TAL EDI	FM
P:3541	MB 460-89000/1-A		460-89331	460-89000	10/11/2011 03:34	1	TAL EDI	ARA
A:8082	MB 460-89000/1-A		460-89331	460-89000	10/11/2011 20:31	1	TAL EDI	SD
P:8151A	MB 460-89113/1-A		460-89200	460-89113	10/11/2011 16:57	1	TAL EDI	ME
A:8151A	MB 460-89113/1-A		460-89200	460-89113	10/12/2011 07:22	1	TAL EDI	RL
P:3010A	MB 460-89033/1-A		460-89192	460-89033	10/11/2011 09:43	1	TAL EDI	MC
A:6010B	MB 460-89033/1-A		460-89192	460-89033	10/12/2011 04:49	1	TAL EDI	VD
P:7470A	MB 460-89055/1-A		460-89097	460-89055	10/11/2011 11:11	1	TAL EDI	RBS
A:7470A	MB 460-89055/1-A		460-89097	460-89055	10/11/2011 13:32	1	TAL EDI	RBS

Lab ID: LB **Client ID: N/A**

Sample Date/Time: N/A Received Date/Time: N/A

Method	Bottle ID	Run	Analysis Batch	Prep Batch	Date Prepared / Analyzed	Dil	Lab	Analyst
P:5030B	LB 460-88985/1-A		460-89162		10/12/2011 11:39	10	TAL EDI	CJM
A:8260B	LB 460-88985/1-A		460-89162		10/12/2011 11:39	10	TAL EDI	CJM
P:3510C	LB 460-88973/1-F		460-89382	460-89137	10/11/2011 20:55	1	TAL EDI	ME
A:8270C	LB 460-88973/1-F		460-89382	460-89137	10/12/2011 03:19	1	TAL EDI	MS
P:3510C	LB 460-88973/1-E		460-89330	460-89123	10/11/2011 18:04	1	TAL EDI	JS
A:8081A	LB 460-88973/1-E		460-89330	460-89123	10/12/2011 11:19	1	TAL EDI	FM
P:8151A	LB 460-88973/1-D		460-89200	460-89113	10/11/2011 16:57	1	TAL EDI	ME
A:8151A	LB 460-88973/1-D		460-89200	460-89113	10/12/2011 09:58	1	TAL EDI	RL
P:3010A	LB 460-88973/1-B ^5		460-89192	460-89033	10/11/2011 09:43	5	TAL EDI	MC
A:6010B	LB 460-88973/1-B ^5		460-89192	460-89033	10/12/2011 05:03	5	TAL EDI	VD
P:7470A	LB 460-88973/1-C		460-89097	460-89055	10/11/2011 11:11	1	TAL EDI	RBS
A:7470A	LB 460-88973/1-C		460-89097	460-89055	10/11/2011 13:46	1	TAL EDI	RBS

Client: Enterprise Network Resolutions Job Number: 460-32106-1

Laboratory Chronicle

Lab ID: LCS **Client ID:** N/A

Sample Date/Time: N/A Received Date/Time: N/A

Method	Bottle ID	Run	Analysis Batch	Prep Batch	Date Prepared / Analyzed	Dil	Lab	Analyst
P:5030B	LCS 460-89162/3		460-89162		10/12/2011 06:50	1	TAL EDI	CJM
A:8260B	LCS 460-89162/3		460-89162		10/12/2011 06:50	1	TAL EDI	CJM
P:3510C	LCS 460-89137/2-A		460-89382	460-89137	10/11/2011 20:55	1	TAL EDI	ME
A:8270C	LCS 460-89137/2-A		460-89382	460-89137	10/12/2011 01:22	1	TAL EDI	MS
P:3510C	LCS 460-89123/2-A		460-89330	460-89123	10/11/2011 18:04	1	TAL EDI	JS
A:8081A	LCS 460-89123/2-A		460-89330	460-89123	10/12/2011 10:23	1	TAL EDI	FM
P:3541	LCS 460-89000/2-A		460-89331	460-89000	10/11/2011 03:34	1	TAL EDI	ARA
A:8082	LCS 460-89000/2-A		460-89331	460-89000	10/11/2011 20:47	1	TAL EDI	SD
P:8151A	LCS 460-89113/2-A		460-89200	460-89113	10/11/2011 16:57	1	TAL EDI	ME
A:8151A	LCS 460-89113/2-A		460-89200	460-89113	10/12/2011 07:39	1	TAL EDI	RL
P:3010A	LCS 460-89033/2-A		460-89192	460-89033	10/11/2011 09:43	1	TAL EDI	MC
A:6010B	LCS 460-89033/2-A		460-89192	460-89033	10/12/2011 04:53	1	TAL EDI	VD
P:7470A	LCS 460-89055/2-A		460-89097	460-89055	10/11/2011 11:11	1	TAL EDI	RBS
A:7470A	LCS 460-89055/2-A		460-89097	460-89055	10/11/2011 13:34	1	TAL EDI	RBS

Lab ID: LCSD **Client ID:** N/A

Sample Date/Time: N/A Received Date/Time: N/A

Method	Bottle ID	Run	Analysis Batch	Prep Batch	Date Prepared / Analyzed	Dil	Lab	Analyst
P:8151A	LCSD 460-89113/3-A		460-89200	460-89113	10/11/2011 16:57	1	TAL EDI	ME
A:8151A	LCSD 460-89113/3-A		460-89200	460-89113	10/12/2011 07:56	1	TAL EDI	RL

Lab ID: MS **Client ID:** N/A

Sample Date/Time: 10/04/2011 12:30 Received Date/Time: 10/05/2011 18:40

Method	Bottle ID	Run	Analysis Batch	Prep Batch	Date Prepared / Analyzed	Dil	Lab	Analyst
P:3541	460-32128-D-13-A MS		460-89331	460-89000	10/11/2011 03:34	1	TAL EDI	ARA
A:8082	460-32128-D-13-A MS		460-89331	460-89000	10/11/2011 21:18	1	TAL EDI	SD
P:7470A	460-32108-A-1-E MS		460-89097	460-89055	10/11/2011 11:11	1	TAL EDI	RBS
A:7470A	460-32108-A-1-E MS		460-89097	460-89055	10/11/2011 13:40	1	TAL EDI	RBS

Lab ID: MSD **Client ID:** N/A

Sample Date/Time: 10/04/2011 12:30 Received Date/Time: 10/05/2011 18:40

Method	Bottle ID	Run	Analysis Batch	Prep Batch	Date Prepared / Analyzed	Dil	Lab	Analyst
P:3541	460-32128-D-13-B MSD		460-89331	460-89000	10/11/2011 03:34	1	TAL EDI	ARA
A:8082	460-32128-D-13-B MSD		460-89331	460-89000	10/11/2011 21:34	1	TAL EDI	SD

Client: Enterprise Network Resolutions Job Number: 460-32106-1

Laboratory Chronicle

Lab ID: DU **Client ID:** N/A

Sample Date/Time: 10/06/2011 14:00 Received Date/Time: 10/06/2011 18:45

Method	Bottle ID	Run	Analysis Batch	Prep Batch	Date Prepared / Analyzed	Dil	Lab	Analyst
P:7470A	460-32108-A-1-D DU		460-89097	460-89055	10/11/2011 11:11	1	TAL EDI	RBS
A:7470A	460-32108-A-1-D DU		460-89097	460-89055	10/11/2011 13:38	1	TAL EDI	RBS
A:Moisture	450-391-A-4 DU		460-89246		10/12/2011 14:20	1	TAL EDI	CHA

Lab ID: SD **Client ID:** N/A

Sample Date/Time: 10/06/2011 14:00 Received Date/Time: 10/06/2011 18:45

Method	Bottle ID	Run	Analysis Batch	Prep Batch	Date Prepared / Analyzed	Dil	Lab	Analyst
P:7470A	460-32108-A-1-C SD ^5		460-89097	460-89055	10/11/2011 11:11	5	TAL EDI	RBS
A:7470A	460-32108-A-1-C SD ^5		460-89097	460-89055	10/11/2011 13:48	5	TAL EDI	RBS

Lab References:
TAL EDI = TestAmerica Edison

Method 8260B

Volatile Organic Compounds (GC/MS) by Method 8260B

FORM II
GC/MS VOA SURROGATE RECOVERY

Lab Name: TestAmerica Edison Job No.: 460-32106-1

SDG No.:

Matrix: Solid (TCLP) Level: Low

GC Column (1): DB-624 ID: 0.18 (mm)

Client Sample ID	Lab Sample ID	DCA #	TOL #	BFB #
NH-01-B	460-32106-1	102	97	100
	MB 460-89162/4	99	96	101
	LB 460-88985/1-A	100	98	100
	LCS 460-89162/3	99	98	101
NH-01-B MS	460-32106-1 MS	100	98	102
NH-01-B MSD	460-32106-1 MSD	100	99	102

	QC LIMITS
DCA = 1,2-Dichloroethane-d4 (Surr)	74-131
TOL = Toluene-d8 (Surr)	76-141
BFB = Bromofluorobenzene	73-155

Column to be used to flag recovery values

FORM II 8260B

FORM III
GC/MS VOA LAB CONTROL SAMPLE RECOVERY

Lab Name: TestAmerica Edison Job No.: 460-32106-1

SDG No.:

Matrix: Water Level: Low Lab File ID: f80327.d

Lab ID: LCS 460-89162/3 Client ID:

COMPOUND	SPIKE ADDED (mg/L)	LCS CONCENTRATION (mg/L)	LCS % REC	QC LIMITS REC	#
Carbon tetrachloride	0.0200	0.0217	108	76-116	
Chlorobenzene	0.0200	0.0218	109	85-125	
Chloroform	0.0200	0.0214	107	85-125	
1,4-Dichlorobenzene	0.0200	0.0216	108	70-130	
1,2-Dichloroethane	0.0200	0.0216	108	76-116	
1,1-Dichloroethene	0.0200	0.0184	92	61-143	
2-Butanone	0.0200	0.0188	94	61-108	
Tetrachloroethene	0.0200	0.0229	115	80-142	
Trichloroethene	0.0200	0.0233	117	82-122	
Vinyl chloride	0.0200	0.0209	105	54-138	
Benzene	0.0200	0.0206	103	84-124	

Column to be used to flag recovery and RPD values

FORM III 8260B

FORM III
GC/MS VOA MATRIX SPIKE RECOVERY

Lab Name: TestAmerica Edison Job No.: 460-32106-1

SDG No.:

Matrix: Solid (TCLP) Level: Low Lab File ID: f80340.d

Lab ID: 460-32106-1 MS Client ID: NH-01-B MS

COMPOUND	SPIKE ADDED (mg/L)	SAMPLE CONCENTRATION (mg/L)	MS CONCENTRATION (mg/L)	MS % REC	QC LIMITS REC	#
Carbon tetrachloride	0.200	0.010 U	0.210	105	76-116	
Chlorobenzene	0.200	0.010 U	0.202	101	85-125	
Chloroform	0.200	0.010 U	0.205	103	85-125	
1,4-Dichlorobenzene	0.200	0.010 U	0.207	103	70-130	
1,2-Dichloroethane	0.200	0.010 U	0.208	104	76-116	
1,1-Dichloroethene	0.200	0.010 U	0.182	91	61-143	
2-Butanone	0.200	0.10 U	0.189	95	61-108	
Tetrachloroethene	0.200	0.010 U	0.221	111	80-142	
Trichloroethene	0.200	0.010 U	0.202	101	82-122	
Vinyl chloride	0.200	0.010 U	0.189	94	54-138	
Benzene	0.200	0.010 U	0.193	97	84-124	

Column to be used to flag recovery and RPD values

FORM III 8260B

FORM III
GC/MS VOA MATRIX SPIKE DUPLICATE RECOVERY

Lab Name: TestAmerica Edison Job No.: 460-32106-1

SDG No.:

Matrix: Solid (TCLP) Level: Low Lab File ID: f80341.d

Lab ID: 460-32106-1 MSD Client ID: NH-01-B MSD

COMPOUND	SPIKE ADDED (mg/L)	MSD CONCENTRATION (mg/L)	MSD % REC	% RPD	QC LIMITS RPD	QC LIMITS REC	#
Carbon tetrachloride	0.200	0.203	102	4	30	76-116	
Chlorobenzene	0.200	0.197	98	3	30	85-125	
Chloroform	0.200	0.199	100	3	30	85-125	
1,4-Dichlorobenzene	0.200	0.204	102	2	30	70-130	
1,2-Dichloroethane	0.200	0.195	98	6	30	76-116	
1,1-Dichloroethene	0.200	0.179	90	1	30	61-143	
2-Butanone	0.200	0.184	92	3	30	61-108	
Tetrachloroethene	0.200	0.221	110	0	30	80-142	
Trichloroethene	0.200	0.201	100	1	30	82-122	
Vinyl chloride	0.200	0.189	94	0	30	54-138	
Benzene	0.200	0.193	96	0	30	84-124	

Column to be used to flag recovery and RPD values

FORM III 8260B

FORM IV
GC/MS VOA METHOD BLANK SUMMARY

Lab Name: TestAmerica Edison Job No.: 460-32106-1

SDG No.:

Lab File ID: f80329.d Lab Sample ID: MB 460-89162/4

Matrix: Water Heated Purge:(Y/N) N

Instrument ID: VOAMS6 Date Analyzed: 10/12/2011 07:43

GC Column: DB-624 ID: 0.18(mm)

THIS METHOD BLANK APPLIES TO THE FOLLOWING SAMPLES:

CLIENT SAMPLE ID	LAB SAMPLE ID	LAB FILE ID	DATE ANALYZED
	LCS 460-89162/3	f80327.d	10/12/2011 06:50
	LB 460-88985/1-A	f80338.d	10/12/2011 11:39
NH-01-B	460-32106-1	f80339.d	10/12/2011 12:01
NH-01-B MS	460-32106-1 MS	f80340.d	10/12/2011 12:22
NH-01-B MSD	460-32106-1 MSD	f80341.d	10/12/2011 12:43

FORM V
GC/MS VOA INSTRUMENT PERFORMANCE CHECK
BROMOFLUOROBENZENE (BFB)

Lab Name: TestAmerica Edison Job No.: 460-32106-1

SDG No.:

Lab File ID: f79947.d BFB Injection Date: 10/04/2011

Instrument ID: VOAMS6 BFB Injection Time: 05:59

Analysis Batch No.: 88164

M/E	ION ABUNDANCE CRITERIA	% RELATIVE ABUNDANCE	
50	15.0 - 40.0 % of mass 95	17.4	
75	30.0 - 60.0 % of mass 95	47.8	
95	Base Peak, 100% relative abundance	100.0	
96	5.0 - 9.0 % of mass 95	6.6	
173	Less than 2.0 % of mass 174	0.0	(0.0)1
174	50.0 - 120.00 % of mass 95	83.2	
175	5.0 - 9.0 % of mass 174	4.6	(5.5)1
176	95.0 - 101.0 % of mass 174	80.1	(96.3)1
177	5.0 - 9.0 % of mass 176	5.8	(7.2)2

1-Value is % mass 174 2-Value is % mass 176

THIS CHECK APPLIES TO THE FOLLOWING SAMPLES, MS, MSD, BLANKS AND STANDARDS:

CLIENT SAMPLE ID	LAB SAMPLE ID	LAB FILE ID	DATE ANALYZED	TIME ANALYZED
	IC 460-88164/2	f79949.d	10/04/2011	06:41
	IC 460-88164/3	f79951.d	10/04/2011	07:23
	ICIS 460-88164/4	f79952.d	10/04/2011	07:44
	IC 460-88164/5	f79953.d	10/04/2011	08:06
	IC 460-88164/6	f79954.d	10/04/2011	08:27
	IC 460-88164/7	f79955.d	10/04/2011	08:48

FORM V
GC/MS VOA INSTRUMENT PERFORMANCE CHECK
BROMOFLUOROBENZENE (BFB)

Lab Name: TestAmerica Edison Job No.: 460-32106-1

SDG No.:

Lab File ID: f80325.d BFB Injection Date: 10/12/2011

Instrument ID: VOAMS6 BFB Injection Time: 05:57

Analysis Batch No.: 89162

M/E	ION ABUNDANCE CRITERIA	% RELATIVE ABUNDANCE	
50	15.0 - 40.0 % of mass 95	15.5	
75	30.0 - 60.0 % of mass 95	46.0	
95	Base Peak, 100% relative abundance	100.0	
96	5.0 - 9.0 % of mass 95	6.7	
173	Less than 2.0 % of mass 174	0.0	(0.0)1
174	50.0 - 120.00 % of mass 95	95.7	
175	5.0 - 9.0 % of mass 174	5.5	(5.7)1
176	95.0 - 101.0 % of mass 174	91.9	(96.1)1
177	5.0 - 9.0 % of mass 176	5.8	(6.3)2

1-Value is % mass 174 2-Value is % mass 176

THIS CHECK APPLIES TO THE FOLLOWING SAMPLES, MS, MSD, BLANKS AND STANDARDS:

CLIENT SAMPLE ID	LAB SAMPLE ID	LAB FILE ID	DATE ANALYZED	TIME ANALYZED
	CCVIS 460-89162/2	f80326.d	10/12/2011	06:20
	LCS 460-89162/3	f80327.d	10/12/2011	06:50
	MB 460-89162/4	f80329.d	10/12/2011	07:43
	LB 460-88985/1-A	f80338.d	10/12/2011	11:39
NH-01-B	460-32106-1	f80339.d	10/12/2011	12:01
NH-01-B MS	460-32106-1 MS	f80340.d	10/12/2011	12:22
NH-01-B MSD	460-32106-1 MSD	f80341.d	10/12/2011	12:43

FORM VIII
GC/MS VOA INTERNAL STANDARD AREA AND RETENTION TIME SUMMARY

Lab Name: TestAmerica Edison Job No.: 460-32106-1

SDG No.:

Sample No.: CCVIS 460-89162/2 Date Analyzed: 10/12/2011 06:20

Instrument ID: VOAMS6 GC Column: DB-624 ID: 0.18(mm)

Lab File ID (Standard): f80326.d Heated Purge: (Y/N) N

Calibration ID: 12554

		FB		CBZ		DCB	
		AREA #	RT #	AREA #	RT #	AREA #	RT #
12/24 HOUR STD		341591	4.56	221624	8.40	108858	10.49
UPPER LIMIT		683182	5.06	443248	8.90	217716	10.99
LOWER LIMIT		170796	4.06	110812	7.90	54429	9.99
LAB SAMPLE ID	CLIENT SAMPLE ID						
LCS 460-89162/3		282986	4.55	189617	8.40	102692	10.49
MB 460-89162/4		271458	4.55	186434	8.39	100745	10.48
LB 460-88985/1-A		275494	4.55	187405	8.39	103694	10.48
460-32106-1	NH-01-B	279651	4.55	190328	8.39	103251	10.48
460-32106-1 MS	NH-01-B MS	309609	4.56	209112	8.39	111378	10.48
460-32106-1 MSD	NH-01-B MSD	321296	4.55	215277	8.39	115672	10.48

FB = Fluorobenzene
CBZ = Chlorobenzene-d5
DCB = 1,4-Dichlorobenzene-d4

Area Limit = 50%-200% of internal standard area
RT Limit = ± 0.5 minutes of internal standard RT

Column used to flag values outside QC limits

FORM VIII 8260B

FORM I
GC/MS VOA ORGANICS ANALYSIS DATA SHEET

Lab Name: TestAmerica Edison | Job No.: 460-32106-1

SDG No.:

Client Sample ID: NH-01-B | Lab Sample ID: 460-32106-1

Matrix: Solid (TCLP) | Lab File ID: f80339.d

Analysis Method: 8260B | Date Collected: 10/06/2011 18:45

Sample wt/vol: 5(mL) | Date Analyzed: 10/12/2011 12:01

Soil Aliquot Vol: | Dilution Factor: 10

Soil Extract Vol.: | GC Column: DB-624 ID: 0.18(mm)

% Moisture: | Level: (low/med) Low

Analysis Batch No.: 89162 | Units: mg/L

CAS NO.	COMPOUND NAME	RESULT	Q	RL	RL
56-23-5	Carbon tetrachloride	0.010	U	0.010	0.010
108-90-7	Chlorobenzene	0.010	U	0.010	0.010
67-66-3	Chloroform	0.010	U	0.010	0.010
106-46-7	1,4-Dichlorobenzene	0.010	U	0.010	0.010
107-06-2	1,2-Dichloroethane	0.010	U	0.010	0.010
75-35-4	1,1-Dichloroethene	0.010	U	0.010	0.010
78-93-3	2-Butanone	0.10	U	0.10	0.10
127-18-4	Tetrachloroethene	0.010	U	0.010	0.010
79-01-6	Trichloroethene	0.010	U	0.010	0.010
75-01-4	Vinyl chloride	0.010	U	0.010	0.010
71-43-2	Benzene	0.010	U	0.010	0.010

CAS NO.	SURROGATE	%REC	Q	LIMITS
17060-07-0	1,2-Dichloroethane-d4 (Surr)	102		74-131
460-00-4	Bromofluorobenzene	100		73-155
2037-26-5	Toluene-d8 (Surr)	97		76-141

Data File: /chem/VOAMS6.i/8260_09/10-04-11/12oct11.b/f80339.d
Report Date: 12-Oct-2011 12:50

TestAmerica

VOLATILE ORGANIC COMPOUND ANALYSIS

Data file : /chem/VOAMS6.i/8260_09/10-04-11/12oct11.b/f80339.d
Lab Smp Id: 460-32106-A-1-B
Inj Date : 12-OCT-2011 12:01
Operator : CJM Inst ID: VOAMS6.i
Smp Info : 460-32106-A-1-B;10
Misc Info :
Comment :
Method : /chem/VOAMS6.i/8260_09/10-04-11/12oct11.b/8260_09.m
Meth Date : 12-Oct-2011 06:32 moroneyc Quant Type: ISTD
Cal Date : 04-OCT-2011 08:48 Cal File: f79955.d
Als bottle: 10
Dil Factor: 10.00000
Integrator: HP RTE Compound Sublist: TCLP_DCB.sub
Target Version: 3.50
Processing Host: hpd2

Concentration Formula: Amt * DF * 5/Vo * CpndVariable

Name	Value	Description
DF	10.00000	Dilution Factor
Vo	5.00000	Sample Volume

Cpnd Variable Local Compound Variable

Compounds	QUANT SIG MASS	RT	EXP RT	REL RT	RESPONSE	CONCENTRATIONS ON-COLUMN (ug/L)	FINAL (ug/L)
$ 47 1,2-Dichloroethane-d4 (SUR)	65	4.206	4.218	(0.924)	74567	50.8228	51
* 52 Fluorobenzene	96	4.553	4.559	(1.000)	279651	50.0000	
$ 65 Toluene-d8 (SUR)	98	6.390	6.402	(0.761)	234011	48.4026	48
* 78 Chlorobenzene-d5	117	8.391	8.397	(1.000)	190328	50.0000	
$ 89 Bromofluorobenzene (SUR)	174	9.669	9.675	(0.922)	82439	50.0620	50
* 108 1,4-Dichlorobenzene-d4	152	10.484	10.490	(1.000)	103251	50.0000	

Data File: f80339.d

Date: 12-OCT-2011 12:01

Client ID: Instrument: VOAMS6.i

Sample Info: 460-32106-A-1-B;10 Operator: CJM

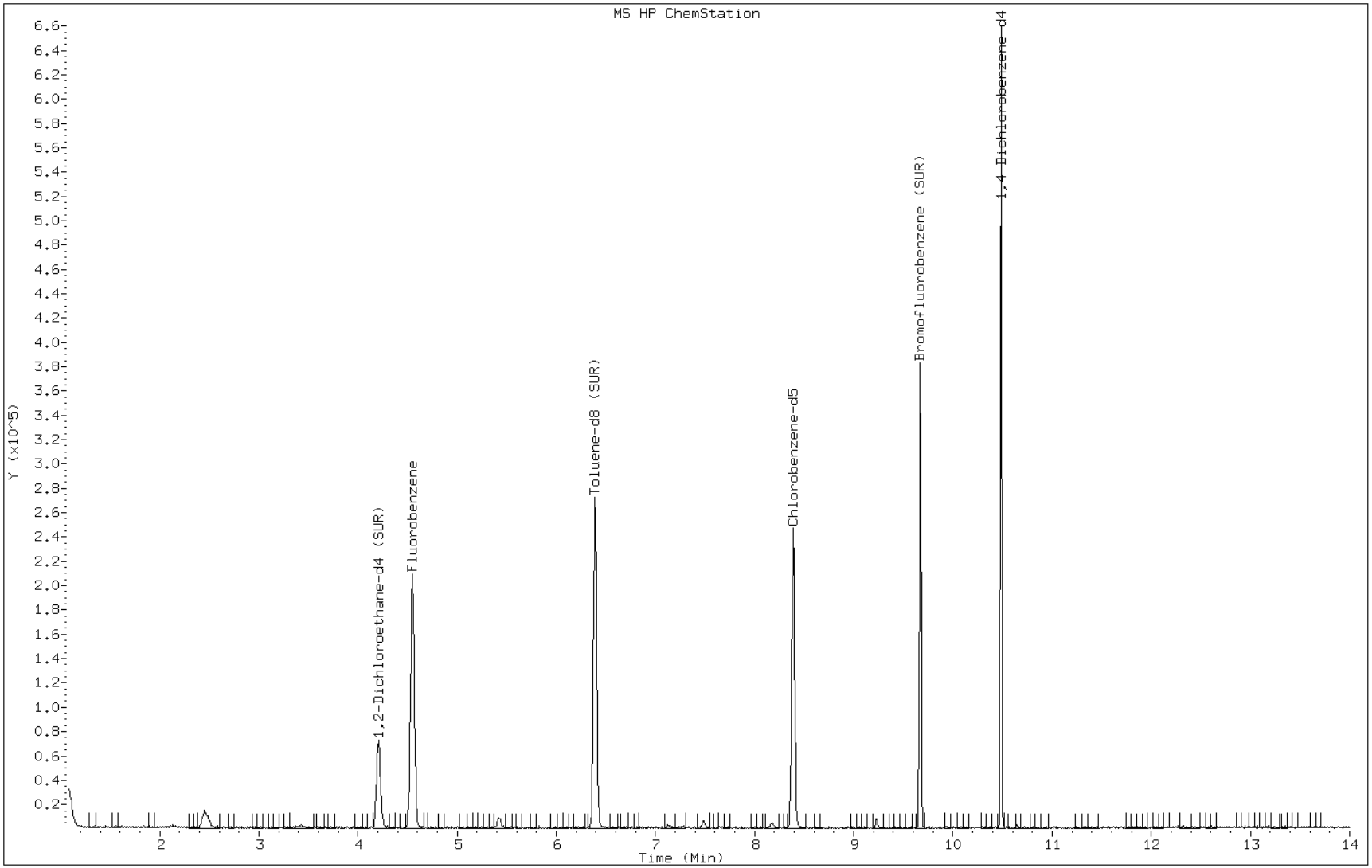

FORM VI
GC/MS VOA INITIAL CALIBRATION DATA
INTERNAL STANDARD CURVE EVALUTION

Lab Name: TestAmerica Edison Job No.: 460-32106-1 Analy Batch No.: 88164

SDG No.:

Instrument ID: VOAMS6 GC Column: DB-624 ID: 0.18(mm) Heated Purge: (Y/N) N

Calibration Start Date: 10/04/2011 06:41 Calibration End Date: 10/04/2011 08:48 Calibration ID: 12554

Calibration Files:

LEVEL:	LAB SAMPLE ID:	LAB FILE ID:
Level 1	IC 460-88164/2	f79949.d
Level 2	IC 460-88164/3	f79951.d
Level 3	ICIS 460-88164/4	f79952.d
Level 4	IC 460-88164/5	f79953.d
Level 5	IC 460-88164/6	f79954.d
Level 6	IC 460-88164/7	f79955.d

ANALYTE	RRF					CURVE TYPE	COEFFICIENT			#	MIN RRF	%RSD	#	MAX %RSD	R^2 OR COD	#	MIN R^2 OR COD
	LVL 1 LVL 6	LVL 2	LVL 3	LVL 4	LVL 5		B	M1	M2								
Dichlorodifluoromethane	0.1674 0.2601	0.2350	0.2223	0.2528	0.2416	Ave		0.2299				14.5		15.0			
Chloromethane	0.3326 0.3499	0.3548	0.3230	0.3572	0.3290	Ave		0.3411			0.1000	4.3		15.0			
Vinyl chloride	0.2531 0.3573	0.3415	0.3221	0.3652	0.3396	Ave		0.3298				12.3		30.0			
Bromomethane	0.2270 0.2097	0.2119	0.1956	0.2167	0.2007	Ave		0.2103				5.3		15.0			
Chloroethane	0.1953 0.2021	0.1886	0.1872	0.2083	0.1922	Ave		0.1956				4.2		15.0			
Trichlorofluoromethane	0.3286 0.4105	0.3800	0.3769	0.4205	0.3895	Ave		0.3843				8.4		15.0			
Ethyl ether	0.2393 0.2620	0.2312	0.2661	0.2697	0.2377	Ave		0.2510				6.7		15.0			
Ethanol	0.0017 0.0022	0.0018	0.0020	0.0019	0.0019	Ave		0.0019				9.4		15.0			
Isopropene	0.3512 0.4503	0.4095	0.4529	0.4576	0.4180	Ave		0.4232				9.6		15.0			
Acrolein	0.0776 0.0727	0.0717	0.0720	0.0714	0.0647	Ave		0.0717				5.7		15.0			
1,1-Dichloroethene	0.2347 0.2772	0.2695	0.2541	0.2800	0.2609	Ave		0.2628				6.4		30.0			
Acetone	0.0977 0.0926	0.1127	0.1288	0.1011	0.0912	Ave		0.1040				13.8		15.0			
Freon TF	0.2138 0.2979	0.2617	0.2842	0.2883	0.2836	Ave		0.2716				11.3		15.0			
Iodomethane	0.3827 0.4780	0.4275	0.4596	0.4838	0.4495	Ave		0.4468				8.4		15.0			
Carbon disulfide	0.8744 0.9392	0.9093	0.9117	0.9439	0.8827	Ave		0.9102				3.1		15.0			

Note: The m1 coefficient is the same as Ave RRF for an Ave curve type.

FORM VI
GC/MS VOA INITIAL CALIBRATION DATA
INTERNAL STANDARD CURVE EVALUTION

Lab Name: TestAmerica Edison Job No.: 460-32106-1 Analy Batch No.: 88164

SDG No.:

Instrument ID: VOAMS6 GC Column: DB-624 ID: 0.18(mm) Heated Purge: (Y/N) N

Calibration Start Date: 10/04/2011 06:41 Calibration End Date: 10/04/2011 08:48 Calibration ID: 12554

ANALYTE	RRF					CURVE TYPE	COEFFICIENT			#	MIN RRF	%RSD	#	MAX %RSD	R^2 OR COD	#	MIN R^2 OR COD
	LVL 1 LVL 6	LVL 2	LVL 3	LVL 4	LVL 5		B	M1	M2								
Acetonitrile	0.0074 0.0088	0.0084	0.0094	0.0098	0.0083	Ave		0.0087				9.7		15.0			
Methyl acetate	0.0753 0.0970	0.0826	0.0900	0.0918	0.0847	Ave		0.0869				8.8		15.0			
Methylene Chloride	0.3430 0.3084	0.2959	0.2843	0.3041	0.2853	Ave		0.3035				7.1		15.0			
TBA	0.0265 0.0395	0.0267	0.0310	0.0333	0.0334	LinF		0.0387							0.9951		0.9900
Acrylonitrile	0.1217 0.1811	0.1389	0.1417	0.1408	0.1554	Ave		0.1466				13.7		15.0			
trans-1,2-Dichloroethene	0.2555 0.3030	0.2719	0.2708	0.2914	0.2777	Ave		0.2784				6.0		15.0			
MTBE	0.7229 0.9185	0.7638	0.8472	0.8986	0.8293	Ave		0.8301				9.1		15.0			
Hexane	0.1662 0.2243	0.1918	0.2270	0.2294	0.2029	Ave		0.2069				12.1		15.0			
1,1-Dichloroethane	0.4135 0.5201	0.4539	0.4559	0.5012	0.4711	Ave		0.4693			0.1000	8.0		15.0			
Vinyl acetate	1.1517 0.7789	0.7561	0.8106	0.7835	0.6920	LinF		0.7683							0.9977		0.9900
DIPE	1.0231 0.9900	0.8972	0.9805	1.0081	0.9011	Ave		0.9667				5.6		15.0			
Tert-butyl ethyl ether	0.8023 0.9259	0.7863	0.8690	0.9097	0.8390	Ave		0.8554				6.6		15.0			
cis-1,2-Dichloroethene	0.2711 0.3213	0.2762	0.2817	0.3124	0.2922	Ave		0.2925				6.9		15.0			
2-Butanone	0.0356 0.0457	0.0360	0.0436	0.0409	0.0389	Ave		0.0401				10.2		15.0			
2,2-Dichloropropane	0.3148 0.3775	0.2893	0.3181	0.3499	0.3456	Ave		0.3325				9.4		15.0			
Ethyl acetate	0.0260 0.0390	0.0282	0.0334	0.0339	0.0325	Ave		0.0322				14.2		15.0			
Bromochloromethane	0.1267 0.1555	0.1364	0.1347	0.1451	0.1404	Ave		0.1398				7.0		15.0			
Tetrahydrofuran	0.0873 0.1095	0.0843	0.0978	0.1001	0.0975	Ave		0.0961				9.5		15.0			
Chloroform	0.3916 0.4766	0.4106	0.4210	0.4623	0.4349	Ave		0.4328				7.4		30.0			
1,1,1-Trichloroethane	0.3180 0.4148	0.3466	0.3553	0.3952	0.3821	Ave		0.3687				9.6		15.0			

Note: The m1 coefficient is the same as Ave RRF for an Ave curve type.

FORM VI
GC/MS VOA INITIAL CALIBRATION DATA
INTERNAL STANDARD CURVE EVALUTION

Lab Name: TestAmerica Edison Job No.: 460-32106-1 Analy Batch No.: 88164

SDG No.:

Instrument ID: VOAMS6 GC Column: DB-624 ID: 0.18(mm) Heated Purge: (Y/N) N

Calibration Start Date: 10/04/2011 06:41 Calibration End Date: 10/04/2011 08:48 Calibration ID: 12554

ANALYTE	RRF					CURVE TYPE	COEFFICIENT			#	MIN RRF	%RSD	#	MAX %RSD	R^2 OR COD	#	MIN R^2 OR COD
	LVL 1 LVL 6	LVL 2	LVL 3	LVL 4	LVL 5		B	M1	M2								
Cyclohexane	0.3936 0.5343	0.4518	0.5208	0.5370	0.4979	Ave		0.4892				11.5		15.0			
1,1-Dichloropropene	0.3519 0.4006	0.3405	0.3552	0.3888	0.3646	Ave		0.3670				6.3		15.0			
Carbon tetrachloride	0.2601 0.3591	0.3056	0.3149	0.3387	0.3264	Ave		0.3175				10.6		15.0			
Benzene	1.4241 1.6696	1.5374	1.5455	1.6966	1.5441	Ave		1.5696				6.3		15.0			
1,2-Dichloroethane	0.3042 0.3558	0.3040	0.3066	0.3322	0.3156	Ave		0.3197				6.5		15.0			
Isopropyl acetate	0.5105 0.7317	0.5344	0.6360	0.6716	0.6356	Ave		0.6200				13.5		15.0			
Tert-amyl methyl ether	0.6176 0.8529	0.6736	0.7776	0.8325	0.7759	Ave		0.7550				12.1		15.0			
n-Butanol	0.0059 0.0107	0.0072	0.0080	0.0085	0.0086	QuaF		150.84	-88.56						0.9970		0.9900
Trichloroethene	0.2043 0.2825	0.2452	0.2446	0.2660	0.2515	Ave		0.2490				10.5		15.0			
Ethyl acrylate	0.2950 0.4203	0.2984	0.3424	0.3444	0.3394	Ave		0.3400				13.3		15.0			
Methylcyclohexane	0.3692 0.5355	0.4456	0.5104	0.5257	0.4939	Ave		0.4800				13.1		15.0			
1,2-Dichloropropane	0.2132 0.2936	0.2346	0.2482	0.2724	0.2588	Ave		0.2535				11.2		30.0			
Dibromomethane	0.1471 0.1710	0.1384	0.1498	0.1555	0.1519	Ave		0.1523				7.1		15.0			
Methyl methacrylate	0.0585 0.0995	0.0630	0.0795	0.0845	0.0829	LinF		0.0975							0.9945		0.9900
1,4-Dioxane	0.0033 0.0055	0.0035	0.0040	0.0045	0.0047	QuaF		289.86	-3310						0.9986		0.9900
Propyl acetate	0.3018 0.4531	0.3053	0.3774	0.3895	0.3774	LinF		0.4437							0.9945		0.9900
Bromodichloromethane	0.3267 0.3576	0.2945	0.3063	0.3290	0.3184	Ave		0.3221				6.7		15.0			
2-Chloroethyl vinyl ether	0.1449 0.2119	0.1427	0.1767	0.1815	0.1782	Ave		0.1727				15.0		15.0			
Epichlorohydrin	0.0368 0.0518	0.0366	0.0456	0.0470	0.0441	Ave		0.0436				13.7		15.0			
cis-1,3-Dichloropropene	0.4606 0.6829	0.5124	0.5697	0.6196	0.5998	Ave		0.5742				13.8		15.0			

Note: The m1 coefficient is the same as Ave RRF for an Ave curve type.

FORM VI
GC/MS VOA INITIAL CALIBRATION DATA
INTERNAL STANDARD CURVE EVALUTION

Lab Name: TestAmerica Edison Job No.: 460-32106-1 Analy Batch No.: 88164

SDG No.:

Instrument ID: VOAMS6 GC Column: DB-624 ID: 0.18(mm) Heated Purge: (Y/N) N

Calibration Start Date: 10/04/2011 06:41 Calibration End Date: 10/04/2011 08:48 Calibration ID: 12554

ANALYTE	RRF					CURVE TYPE	COEFFICIENT			#	MIN RRF	%RSD	#	MAX %RSD	R^2 OR COD	#	MIN R^2 OR COD
	LVL 1 LVL 6	LVL 2	LVL 3	LVL 4	LVL 5		B	M1	M2								
4-Methyl-2-pentanone	0.3713 0.5003	0.3991	0.4309	0.4518	0.4302	Ave		0.4306				10.3		15.0			
Toluene	1.7446 1.7203	1.6237	1.5970	1.6969	1.5658	Ave		1.6580				4.4		30.0			
trans-1,3-Dichloropropene	0.4432 0.6016	0.4138	0.4630	0.5156	0.5164	Ave		0.4923				13.6		15.0			
1,1,2-Trichloroethane	0.2368 0.2950	0.2447	0.2569	0.2748	0.2628	Ave		0.2618				8.0		15.0			
Tetrachloroethene	0.3363 0.4298	0.3621	0.3779	0.4051	0.3825	Ave		0.3823				8.5		15.0			
1,3-Dichloropropane	0.5302 0.6302	0.5193	0.5600	0.5863	0.5562	Ave		0.5637				7.1		15.0			
2-Hexanone	0.2368 0.3211	0.2467	0.2693	0.2796	0.2693	Ave		0.2705				10.9		15.0			
Dibromochloromethane	0.3022 0.3960	0.3107	0.3293	0.3628	0.3516	Ave		0.3421				10.3		15.0			
Butyl acetate	0.0829 0.1297	0.0877	0.1100	0.1163	0.1104	LinF		0.1273							0.9957		0.9900
1,2-Dibromoethane	0.2901 0.3626	0.3021	0.3248	0.3404	0.3236	Ave		0.3239				8.0		15.0			
Chlorobenzene	0.8746 1.0882	0.9197	0.9627	1.0386	0.9708	Ave		0.9758			0.3000	8.0		15.0			
1,1,1,2-Tetrachloroethane	0.3174 0.3906	0.3245	0.3329	0.3739	0.3581	Ave		0.3496				8.4		15.0			
Ethylbenzene	0.4570 0.5774	0.4904	0.5198	0.5582	0.5197	Ave		0.5204				8.4		30.0			
m&p-Xylene	0.5363 0.6963	0.5977	0.6419	0.6989	0.6485	Ave		0.6366				9.7		15.0			
o-Xylene	0.5801 0.7139	0.6014	0.6484	0.7083	0.6588	Ave		0.6518				8.3		15.0			
Styrene	0.8971 1.1914	0.9857	1.0831	1.1842	1.1080	Ave		1.0749				10.7		15.0			
Butyl acrylate	0.2024 0.3364	0.2355	0.2986	0.3179	0.2999	LinF		0.3317							0.9978		0.9900
Bromoform	0.2141 0.2718	0.2089	0.2273	0.2396	0.2383	Ave		0.2333			0.1000	9.7		15.0			
Amly acetate	0.5618 0.9158	0.6195	0.7540	0.8116	0.7727	LinF		0.8979							0.9953		0.9900
Isopropylbenzene	1.3828 1.7790	1.5980	1.6953	1.8447	1.7161	Ave		1.6693				9.8		15.0			

Note: The m1 coefficient is the same as Ave RRF for an Ave curve type.

FORM VI
GC/MS VOA INITIAL CALIBRATION DATA
INTERNAL STANDARD CURVE EVALUTION

Lab Name: TestAmerica Edison Job No.: 460-32106-1 Analy Batch No.: 88164

SDG No.:

Instrument ID: VOAMS6 GC Column: DB-624 ID: 0.18(mm) Heated Purge: (Y/N) N

Calibration Start Date: 10/04/2011 06:41 Calibration End Date: 10/04/2011 08:48 Calibration ID: 12554

ANALYTE	RRF					CURVE TYPE	COEFFICIENT			#	MIN RRF	%RSD	#	MAX %RSD	R^2 OR COD	#	MIN R^2 OR COD
	LVL 1 LVL 6	LVL 2	LVL 3	LVL 4	LVL 5		B	M1	M2								
Monobromobenzene	0.7528 0.9467	0.7574	0.7957	0.8643	0.8160	Ave		0.8221				8.9		15.0			
1,1,2,2-Tetrachloroethane	0.9033 1.0127	0.8345	0.8783	0.9630	0.9039	Ave		0.9160			0.3000	6.9		15.0			
1,2,3-Trichloropropane	0.2604 0.3006	0.2474	0.2612	0.2808	0.2640	Ave		0.2691				7.0		15.0			
trans-1,4-Dichloro-2-butene	0.1338 0.2268	0.1706	0.1913	0.2004	0.1936	LinF		0.2226							0.9958		0.9900
N-Propylbenzene	3.2903 4.0368	3.6435	3.8417	4.1908	3.8254	Ave		3.8048				8.3		15.0			
2-Chlorotoluene	1.9540 2.4611	2.0943	2.2441	2.4743	2.2677	Ave		2.2492				9.0		15.0			
4-Chlorotoluene	2.2251 2.7229	2.3722	2.4966	2.7428	2.5173	Ave		2.5128				8.0		15.0			
1,3,5-Trimethylbenzene	2.3004 2.9495	2.5041	2.7112	2.9840	2.8212	Ave		2.7117				9.8		15.0			
Butyl Methacrylate	0.6122 1.1516	0.6613	0.8961	1.0419	1.0114	LinF		1.1333							0.9971		0.9900
tert-Butylbenzene	1.8532 2.7100	2.1081	2.3209	2.6068	2.5128	Ave		2.3520				13.8		15.0			
1,2,4-Trimethylbenzene	2.3236 3.0545	2.5723	2.7850	3.0686	2.8594	Ave		2.7772				10.4		15.0			
2-Octanone	0.9541 1.6062	1.0388	1.3601	1.4259	1.4130	LinF		1.5809							0.9971		0.9900
sec-Butylbenzene	2.8722 3.8444	3.3115	3.5711	3.9417	3.7151	Ave		3.5427				11.2		15.0			
1,3-Dichlorobenzene	1.4872 1.7449	1.5018	1.5701	1.6891	1.5714	Ave		1.5941				6.4		15.0			
p-Isopropyltoluene	2.4929 3.2879	2.7924	3.0453	3.3362	3.1627	Ave		3.0196				10.7		15.0			
1,4-Dichlorobenzene	1.4481 1.7660	1.5999	1.5635	1.7216	1.6006	Ave		1.6166				7.1		15.0			
Benzyl chloride	0.9770 1.8661	0.8954	1.4516	1.6117	1.6117	LinF		1.8331							0.9962		0.9900
1,2-Dichlorobenzene	1.5049 1.6784	1.4863	1.5600	1.6999	1.5866	Ave		1.5860				5.5		15.0			
n-Butylbenzene	2.3288 2.8180	2.5844	2.7989	3.1020	2.8264	Ave		2.7431				9.5		15.0			
1,2-Dibromo-3-Chloropropane	0.1570 0.2050	0.1627	0.1642	0.1804	0.1806	Ave		0.1750				10.1		15.0			

Note: The m1 coefficient is the same as Ave RRF for an Ave curve type.

FORM VI
GC/MS VOA INITIAL CALIBRATION DATA
INTERNAL STANDARD CURVE EVALUTION

Lab Name: TestAmerica Edison Job No.: 460-32106-1 Analy Batch No.: 88164

SDG No.:

Instrument ID: VOAMS6 GC Column: DB-624 ID: 0.18(mm) Heated Purge: (Y/N) N

Calibration Start Date: 10/04/2011 06:41 Calibration End Date: 10/04/2011 08:48 Calibration ID: 12554

ANALYTE	RRF					CURVE TYPE	COEFFICIENT			#	MIN RRF	%RSD	#	MAX %RSD	R^2 OR COD	#	MIN R^2 OR COD
	LVL 1 LVL 6	LVL 2	LVL 3	LVL 4	LVL 5		B	M1	M2								
Camphor	0.0983 0.2018	0.0824	0.1194	0.1403	0.1523	QuaF		7.2788	-0.230						1.0000		0.9900
1,2,4-Trichlorobenzene	0.8752 1.3362	1.0361	1.1204	1.2574	1.2383	Ave		1.1439				14.8		15.0			
Hexachlorobutadiene	0.4888 0.6976	0.5386	0.5841	0.6496	0.6458	Ave		0.6008				13.0		15.0			
Naphthalene	2.9126 3.2149	2.5862	2.7984	3.2109	3.0772	Ave		2.9667				8.4		15.0			
1,2,3-Trichlorobenzene	0.8840 1.2173	0.9433	1.0103	1.1318	1.1191	Ave		1.0510				12.0		15.0			
1,2-Dichloroethane-d4 (Surr)	0.2615 0.2613	0.2638	0.2617	0.2620	0.2636	Ave		0.2623				0.4		15.0			
Toluene-d8 (Surr)	1.2669 1.2520	1.2723	1.2789	1.2758	1.2747	Ave		1.2701				0.8		15.0			
Bromofluorobenzene	0.7917 0.8116	0.7856	0.7962	0.7947	0.8049	Ave		0.7974				1.2		15.0			

Note: The m1 coefficient is the same as Ave RRF for an Ave curve type.

FORM VI
GC/MS VOA INITIAL CALIBRATION DATA
INTERNAL STANDARD RESPONSE AND CONCENTRATION

Lab Name: TestAmerica Edison Job No.: 460-32106-1 Analy Batch No.: 88164

SDG No.:

Instrument ID: VOAMS6 GC Column: DB-624 ID: 0.18(mm) Heated Purge: (Y/N) N

Calibration Start Date: 10/04/2011 06:41 Calibration End Date: 10/04/2011 08:48 Calibration ID: 12554

Calibration Files:

LEVEL:	LAB SAMPLE ID:	LAB FILE ID:
Level 1	IC 460-88164/2	f79949.d
Level 2	IC 460-88164/3	f79951.d
Level 3	ICIS 460-88164/4	f79952.d
Level 4	IC 460-88164/5	f79953.d
Level 5	IC 460-88164/6	f79954.d
Level 6	IC 460-88164/7	f79955.d

ANALYTE	IS REF	CURVE TYPE	RESPONSE					CONCENTRATION (UG/L)				
			LVL 1 LVL 6	LVL 2	LVL 3	LVL 4	LVL 5	LVL 1 LVL 6	LVL 2	LVL 3	LVL 4	LVL 5
Dichlorodifluoromethane	FB	Ave	1534 1013702	10246	38899	102904	413696	1.00 500	5.00	20.0	50.0	200
Chloromethane	FB	Ave	3048 1363884	15465	56522	145403	563523	1.00 500	5.00	20.0	50.0	200
Vinyl chloride	FB	Ave	2319 1392832	14885	56375	148651	581603	1.00 500	5.00	20.0	50.0	200
Bromomethane	FB	Ave	2080 817577	9237	34236	88186	343695	1.00 500	5.00	20.0	50.0	200
Chloroethane	FB	Ave	1790 787625	8222	32761	84794	329119	1.00 500	5.00	20.0	50.0	200
Trichlorofluoromethane	FB	Ave	3011 1600101	16564	65963	171138	667142	1.00 500	5.00	20.0	50.0	200
Ethyl ether	FB	Ave	2193 1021145	10080	46563	109754	407106	1.00 500	5.00	20.0	50.0	200
Ethanol	FB	Ave	15665 104585	32163	53386	62695	79935	1000 6000	2000	3000	4000	5000
Isopropene	FB	Ave	3218 1755130	17853	79249	186254	715809	1.00 500	5.00	20.0	50.0	200
Acrolein	FB	Ave	2844 226823	12505	25185	58119	110805	4.00 400	20.0	40.0	100	200
1,1-Dichloroethene	FB	Ave	2151 1080709	11750	44474	113946	446869	1.00 500	5.00	20.0	50.0	200
Acetone	FB	Ave	8955 360932	14740	22533	41133	156206	10.0 500	15.0	20.0	50.0	200
Freon TF	FB	Ave	1959 1161388	11407	49729	117322	485719	1.00 500	5.00	20.0	50.0	200
Iodomethane	FB	Ave	3507 1863477	18634	80427	196909	769810	1.00 500	5.00	20.0	50.0	200
Carbon disulfide	FB	Ave	8013 3661155	39640	159554	384183	1511785	1.00 500	5.00	20.0	50.0	200
Acetonitrile	FB	Ave	1365 689903	7361	33066	79661	282891	20.0 10000	100	400	1000	4000

FORM VI
GC/MS VOA INITIAL CALIBRATION DATA
INTERNAL STANDARD RESPONSE AND CONCENTRATION

Lab Name: TestAmerica Edison Job No.: 460-32106-1 Analy Batch No.: 88164

SDG No.:

Instrument ID: VOAMS6 GC Column: DB-624 ID: 0.18(mm) Heated Purge: (Y/N) N

Calibration Start Date: 10/04/2011 06:41 Calibration End Date: 10/04/2011 08:48 Calibration ID: 12554

ANALYTE	IS REF	CURVE TYPE	RESPONSE					CONCENTRATION (UG/L)				
			LVL 1 LVL 6	LVL 2	LVL 3	LVL 4	LVL 5	LVL 1 LVL 6	LVL 2	LVL 3	LVL 4	LVL 5
Methyl acetate	FB	Ave	690 377973	3599	15749	37377	145045	1.00 500	5.00	20.0	50.0	200
Methylene Chloride	FB	Ave	3143 1202336	12900	49751	123783	488678	1.00 500	5.00	20.0	50.0	200
TBA	FB	LinF	4850 3081212	23305	108415	270733	1142547	20.0 10000	100	400	1000	4000
Acrylonitrile	FB	Ave	2230 282323	12114	24798	57290	133097	2.00 200	10.0	20.0	50.0	100
trans-1,2-Dichloroethene	FB	Ave	2341 1180993	11854	47382	118605	475590	1.00 500	5.00	20.0	50.0	200
MTBE	FB	Ave	6625 3580525	33298	148256	365735	1420304	1.00 500	5.00	20.0	50.0	200
Hexane	FB	Ave	1523 874532	8360	39733	93379	347479	1.00 500	5.00	20.0	50.0	200
1,1-Dichloroethane	FB	Ave	3789 2027280	19786	79790	203997	806816	1.00 500	5.00	20.0	50.0	200
Vinyl acetate	FB	LinF	10554 3036398	32962	141859	318873	1185086	1.00 500	5.00	20.0	50.0	200
DIPE	FB	Ave	9376 3859067	39112	171589	410328	1543178	1.00 500	5.00	20.0	50.0	200
Tert-butyl ethyl ether	FB	Ave	7352 3609264	34276	152074	370247	1436946	1.00 500	5.00	20.0	50.0	200
cis-1,2-Dichloroethene	FB	Ave	2484 1252267	12040	49303	127131	500389	1.00 500	5.00	20.0	50.0	200
2-Butanone	FB	Ave	3260 178174	4708	7628	16661	66620	10.0 500	15.0	20.0	50.0	200
2,2-Dichloropropane	FB	Ave	2885 1471375	12612	55663	142408	591818	1.00 500	5.00	20.0	50.0	200
Ethyl acetate	FB	Ave	477 304061	2458	11697	27630	111351	2.00 1000	10.0	40.0	100	400
Bromochloromethane	FB	Ave	1161 606155	5945	23568	59051	240390	1.00 500	5.00	20.0	50.0	200
Tetrahydrofuran	FB	Ave	800 426842	3677	17110	40724	166902	1.00 500	5.00	20.0	50.0	200
Chloroform	FB	Ave	3589 1857648	17898	73672	188160	744886	1.00 500	5.00	20.0	50.0	200
1,1,1-Trichloroethane	FB	Ave	2914 1616990	15108	62179	160856	654352	1.00 500	5.00	20.0	50.0	200
Cyclohexane	FB	Ave	3607 2082613	19697	91136	218582	852770	1.00 500	5.00	20.0	50.0	200
1,1-Dichloropropene	FB	Ave	3225 1561696	14845	62160	158264	624444	1.00 500	5.00	20.0	50.0	200

FORM VI
GC/MS VOA INITIAL CALIBRATION DATA
INTERNAL STANDARD RESPONSE AND CONCENTRATION

Lab Name: TestAmerica Edison Job No.: 460-32106-1 Analy Batch No.: 88164

SDG No.:

Instrument ID: VOAMS6 GC Column: DB-624 ID: 0.18(mm) Heated Purge: (Y/N) N

Calibration Start Date: 10/04/2011 06:41 Calibration End Date: 10/04/2011 08:48 Calibration ID: 12554

ANALYTE	IS REF	CURVE TYPE	RESPONSE					CONCENTRATION (UG/L)				
			LVL 1 LVL 6	LVL 2	LVL 3	LVL 4	LVL 5	LVL 1 LVL 6	LVL 2	LVL 3	LVL 4	LVL 5
Carbon tetrachloride	FB	Ave	2384 1399785	13323	55107	137843	558971	1.00 500	5.00	20.0	50.0	200
Benzene	CBZ	Ave	8695 4451692	43672	177901	450580	1771906	1.00 500	5.00	20.0	50.0	200
1,2-Dichloroethane	FB	Ave	2788 1386767	13250	53661	135198	540514	1.00 500	5.00	20.0	50.0	200
Isopropyl acetate	FB	Ave	9356 5704229	46590	222580	546706	2177201	2.00 1000	10.0	40.0	100	400
Tert-amyl methyl ether	FB	Ave	5660 3324599	29366	136077	338833	1328757	1.00 500	5.00	20.0	50.0	200
n-Butanol	FB	QuaF	27177 249505	62343	104542	137948	184686	500 3000	1000	1500	2000	2500
Trichloroethene	FB	Ave	1872 1101151	10687	42802	108250	430802	1.00 500	5.00	20.0	50.0	200
Ethyl acrylate	FB	Ave	2703 1638181	13008	59912	140188	581298	1.00 500	5.00	20.0	50.0	200
Methylcyclohexane	FB	Ave	3383 2087362	19426	89315	213958	845928	1.00 500	5.00	20.0	50.0	200
1,2-Dichloropropane	FB	Ave	1954 1144301	10226	43430	110878	443276	1.00 500	5.00	20.0	50.0	200
Dibromomethane	FB	Ave	1348 666622	6033	26209	63289	260093	1.00 500	5.00	20.0	50.0	200
Methyl methacrylate	FB	LinF	536 387963	2748	13915	34401	142054	1.00 500	5.00	20.0	50.0	200
1,4-Dioxane	FB	QuaF	1528 12935	3067	5229	7257	10120	50.0 300	100	150	200	250
Propyl acetate	FB	LinF	5532 3532230	26617	132072	317042	1292609	2.00 1000	10.0	40.0	100	400
Bromodichloromethane	FB	Ave	2994 1394009	12836	53604	133920	545350	1.00 500	5.00	20.0	50.0	200
2-Chloroethyl vinyl ether	FB	Ave	1328 826195	6221	30923	73865	305149	1.00 500	5.00	20.0	50.0	200
Epichlorohydrin	CBZ	Ave	4493 2763019	20792	104935	249782	1011002	20.0 10000	100	400	1000	4000
cis-1,3-Dichloropropene	CBZ	Ave	2812 1820849	14555	65580	164555	688266	1.00 500	5.00	20.0	50.0	200
4-Methyl-2-pentanone	CBZ	Ave	22672 1333969	34012	49596	119997	493648	10.0 500	15.0	20.0	50.0	200
Toluene	CBZ	Ave	10652 4586743	46123	183824	450653	1796814	1.00 500	5.00	20.0	50.0	200
trans-1,3-Dichloropropene	CBZ	Ave	2706 1603996	11755	53296	136934	592604	1.00 500	5.00	20.0	50.0	200

FORM VI
GC/MS VOA INITIAL CALIBRATION DATA
INTERNAL STANDARD RESPONSE AND CONCENTRATION

Lab Name: TestAmerica Edison Job No.: 460-32106-1 Analy Batch No.: 88164

SDG No.:

Instrument ID: VOAMS6 GC Column: DB-624 ID: 0.18(mm) Heated Purge: (Y/N) N

Calibration Start Date: 10/04/2011 06:41 Calibration End Date: 10/04/2011 08:48 Calibration ID: 12554

ANALYTE	IS REF	CURVE TYPE	RESPONSE					CONCENTRATION (UG/L)				
			LVL 1 LVL 6	LVL 2	LVL 3	LVL 4	LVL 5	LVL 1 LVL 6	LVL 2	LVL 3	LVL 4	LVL 5
1,1,2-Trichloroethane	CBZ	Ave	1446 786589	6951	29577	72975	301533	1.00 500	5.00	20.0	50.0	200
Tetrachloroethene	CBZ	Ave	2053 1146026	10285	43500	107592	438938	1.00 500	5.00	20.0	50.0	200
1,3-Dichloropropane	CBZ	Ave	3237 1680159	14752	64465	155714	638238	1.00 500	5.00	20.0	50.0	200
2-Hexanone	CBZ	Ave	14457 856122	21027	31002	74264	309034	10.0 500	15.0	20.0	50.0	200
Dibromochloromethane	CBZ	Ave	1845 1055873	8826	37902	96361	403492	1.00 500	5.00	20.0	50.0	200
Butyl acetate	CBZ	LinF	1012 691770	4983	25316	61788	253374	2.00 1000	10.0	40.0	100	400
1,2-Dibromoethane	CBZ	Ave	1771 966759	8582	37384	90406	371326	1.00 500	5.00	20.0	50.0	200
Chlorobenzene	CBZ	Ave	5340 2901463	26126	110810	275817	1114081	1.00 500	5.00	20.0	50.0	200
1,1,1,2-Tetrachloroethane	CBZ	Ave	1938 1041410	9219	38325	99289	410874	1.00 500	5.00	20.0	50.0	200
Ethylbenzene	CBZ	Ave	2790 1539435	13932	59837	148250	596355	1.00 500	5.00	20.0	50.0	200
m&p-Xylene	CBZ	Ave	6549 3712996	33955	147785	371203	1488427	2.00 1000	10.0	40.0	100	400
o-Xylene	CBZ	Ave	3542 1903377	17085	74634	188096	755938	1.00 500	5.00	20.0	50.0	200
Styrene	CBZ	Ave	5477 3176619	28002	124669	314503	1271482	1.00 500	5.00	20.0	50.0	200
Butyl acrylate	CBZ	LinF	1236 896891	6690	34366	84434	344167	1.00 500	5.00	20.0	50.0	200
Bromoform	CBZ	Ave	1307 724637	5934	26159	63636	273438	1.00 500	5.00	20.0	50.0	200
Amly acetate	DCB	LinF	1739 1177250	9097	44519	108505	441895	1.00 500	5.00	20.0	50.0	200
Isopropylbenzene	CBZ	Ave	8443 4743190	45395	195139	489907	1969300	1.00 500	5.00	20.0	50.0	200
Monobromobenzene	DCB	Ave	2330 1216945	11122	46978	115556	466690	1.00 500	5.00	20.0	50.0	200
1,1,2,2-Tetrachloroethane	DCB	Ave	2796 1301851	12255	51859	128749	516967	1.00 500	5.00	20.0	50.0	200
1,2,3-Trichloropropane	DCB	Ave	806 386444	3633	15424	37538	150974	1.00 500	5.00	20.0	50.0	200
trans-1,4-Dichloro-2-butene	DCB	LinF	414 291523	2505	11297	26787	110713	1.00 500	5.00	20.0	50.0	200

FORM VI
GC/MS VOA INITIAL CALIBRATION DATA
INTERNAL STANDARD RESPONSE AND CONCENTRATION

Lab Name: TestAmerica Edison Job No.: 460-32106-1 Analy Batch No.: 88164

SDG No.:

Instrument ID: VOAMS6 GC Column: DB-624 ID: 0.18(mm) Heated Purge: (Y/N) N

Calibration Start Date: 10/04/2011 06:41 Calibration End Date: 10/04/2011 08:48 Calibration ID: 12554

ANALYTE	IS REF	CURVE TYPE	RESPONSE					CONCENTRATION (UG/L)				
			LVL 1 LVL 6	LVL 2	LVL 3	LVL 4	LVL 5	LVL 1 LVL 6	LVL 2	LVL 3	LVL 4	LVL 5
N-Propylbenzene	DCB	Ave	10184 5189274	53506	226821	560312	2187762	1.00 500	5.00	20.0	50.0	200
2-Chlorotoluene	DCB	Ave	6048 3163632	30755	132497	330817	1296912	1.00 500	5.00	20.0	50.0	200
4-Chlorotoluene	DCB	Ave	6887 3500212	34837	147402	366710	1439645	1.00 500	5.00	20.0	50.0	200
1,3,5-Trimethylbenzene	DCB	Ave	7120 3791561	36773	160071	398966	1613491	1.00 500	5.00	20.0	50.0	200
Butyl Methacrylate	DCB	LinF	1895 1480314	9712	52907	139300	578408	1.00 500	5.00	20.0	50.0	200
tert-Butylbenzene	DCB	Ave	5736 3483607	30958	137029	348530	1437094	1.00 500	5.00	20.0	50.0	200
1,2,4-Trimethylbenzene	DCB	Ave	7192 3926536	37775	164428	410269	1635291	1.00 500	5.00	20.0	50.0	200
2-Octanone	DCB	LinF	2953 2064743	15255	80301	190641	808088	1.00 500	5.00	20.0	50.0	200
sec-Butylbenzene	DCB	Ave	8890 4941918	48630	210842	527010	2124692	1.00 500	5.00	20.0	50.0	200
1,3-Dichlorobenzene	DCB	Ave	4603 2243050	22055	92699	225833	898723	1.00 500	5.00	20.0	50.0	200
p-Isopropyltoluene	DCB	Ave	7716 4226480	41007	179802	446045	1808802	1.00 500	5.00	20.0	50.0	200
1,4-Dichlorobenzene	DCB	Ave	4482 2270101	23495	92309	230173	915400	1.00 500	5.00	20.0	50.0	200
Benzyl chloride	DCB	LinF	3024 2398890	13150	85704	215490	921760	1.00 500	5.00	20.0	50.0	200
1,2-Dichlorobenzene	DCB	Ave	4658 2157593	21827	92107	227273	907394	1.00 500	5.00	20.0	50.0	200
n-Butylbenzene	DCB	Ave	7208 3622538	37953	165250	414734	1616420	1.00 500	5.00	20.0	50.0	200
1,2-Dibromo-3-Chloropropane	DCB	Ave	486 263487	2390	9696	24115	103292	1.00 500	5.00	20.0	50.0	200
Camphor	DCB	QuaF	1522 1297072	6048	35248	93796	435551	5.00 2500	25.0	100	250	1000
1,2,4-Trichlorobenzene	DCB	Ave	2709 1717644	15215	66152	168115	708216	1.00 500	5.00	20.0	50.0	200
Hexachlorobutadiene	DCB	Ave	1513 896792	7909	34487	86858	369325	1.00 500	5.00	20.0	50.0	200
Naphthalene	DCB	Ave	9015 4132676	37980	165220	429291	1759855	1.00 500	5.00	20.0	50.0	200
1,2,3-Trichlorobenzene	DCB	Ave	2736 1564875	13853	59650	151319	640019	1.00 500	5.00	20.0	50.0	200

FORM VI
GC/MS VOA INITIAL CALIBRATION DATA
INTERNAL STANDARD RESPONSE AND CONCENTRATION

Lab Name: TestAmerica Edison Job No.: 460-32106-1 Analy Batch No.: 88164

SDG No.:

Instrument ID: VOAMS6 GC Column: DB-624 ID: 0.18(mm) Heated Purge: (Y/N) N

Calibration Start Date: 10/04/2011 06:41 Calibration End Date: 10/04/2011 08:48 Calibration ID: 12554

ANALYTE	IS REF	CURVE TYPE	RESPONSE					CONCENTRATION (UG/L)				
			LVL 1 LVL 6	LVL 2	LVL 3	LVL 4	LVL 5	LVL 1 LVL 6	LVL 2	LVL 3	LVL 4	LVL 5
1,2-Dichloroethane-d4 (Surr)	FB	Ave	119828 101846	115009	114502	106637	112872	50.0 50.0	50.0	50.0	50.0	50.0
Toluene-d8 (Surr)	CBZ	Ave	386756 333813	361412	368016	338825	365699	50.0 50.0	50.0	50.0	50.0	50.0
Bromofluorobenzene	DCB	Ave	122517 104326	115368	117526	106255	115080	50.0 50.0	50.0	50.0	50.0	50.0

Curve Type Legend:

Ave = Average ISTD
LinF = Linear ISTD forced zero
QuaF = Quadratic ISTD forced zero

FORM VII
GC/MS VOA CONTINUING CALIBRATION DATA

Lab Name: TestAmerica Edison Job No.: 460-32106-1

SDG No.:

Lab Sample ID: CCVIS 460-89162/2 Calibration Date: 10/12/2011 06:20

Instrument ID: VOAMS6 Calib Start Date: 10/04/2011 06:41

GC Column: DB-624 ID: 0.18(mm) Calib End Date: 10/04/2011 08:48

Lab File ID: f80326.d Conc. Units: ug/L Heated Purge: (Y/N) N

ANALYTE	CURVE TYPE	AVE RRF	RRF	MIN RRF	CALC AMOUNT	SPIKE AMOUNT	%D	MAX %D
Dichlorodifluoromethane	Ave	0.2299	0.2566		22.3	20.0	11.6	50.0
Chloromethane	Ave	0.3411	0.3221	0.1000	18.9	20.0	-5.6	50.0
Vinyl chloride	Ave	0.3298	0.3248		19.7	20.0	-1.5	20.0
Bromomethane	Ave	0.2103	0.2089		19.9	20.0	-0.6	50.0
Chloroethane	Ave	0.1956	0.1970		20.1	20.0	0.7	50.0
Trichlorofluoromethane	Ave	0.3843	0.4246		22.1	20.0	10.5	50.0
Ethanol	Ave	0.0019	0.0015		2320	3000	-22.8	50.0
Ethyl ether	Ave	0.2510	0.2324		18.5	20.0	-7.4	50.0
Isopropene	Ave	0.4232	0.4025		19.0	20.0	-4.9	50.0
Acrolein	Ave	0.0717	0.0561		31.3	40.0	-21.8	99.0
1,1-Dichloroethene	Ave	0.2628	0.2502		19.0	20.0	-4.8	20.0
Acetone	Ave	0.1040	0.1119		21.5	20.0	7.6	50.0
Freon TF	Ave	0.2716	0.2774		20.4	20.0	2.2	50.0
Iodomethane	Ave	0.4468	0.4787		21.4	20.0	7.1	50.0
Carbon disulfide	Ave	0.9102	0.8046		17.7	20.0	-11.6	50.0
Acetonitrile	Ave	0.0087	0.0079		363	400	-9.2	50.0
Methyl acetate	Ave	0.0869	0.0836		19.2	20.0	-3.8	50.0
Methylene Chloride	Ave	0.3035	0.2789		18.4	20.0	-8.1	50.0
TBA	LinF	0.0317	0.0273		282	400	-29.5	50.0
Acrylonitrile	Ave	0.1466	0.1250		17.1	20.0	-14.7	50.0
trans-1,2-Dichloroethene	Ave	0.2784	0.2739		19.7	20.0	-1.6	50.0
MTBE	Ave	0.8301	0.8209		19.8	20.0	-1.1	50.0
Hexane	Ave	0.2069	0.2044		19.8	20.0	-1.2	50.0
1,1-Dichloroethane	Ave	0.4693	0.4401	0.1000	18.8	20.0	-6.2	50.0
Vinyl acetate	LinF	0.8288	0.7262		18.9	20.0	-5.5	50.0
DIPE	Ave	0.9667	0.9089		18.8	20.0	-6.0	50.0
Tert-butyl ethyl ether	Ave	0.8554	0.8343	0.0100	19.5	20.0	-2.5	50.0
cis-1,2-Dichloroethene	Ave	0.2925	0.2902		19.8	20.0	-0.8	50.0
2-Butanone	Ave	0.0401	0.0391		19.5	20.0	-2.5	50.0
2,2-Dichloropropane	Ave	0.3325	0.3173		19.1	20.0	-4.6	50.0
Ethyl acetate	Ave	0.0322	0.0315		39.1	40.0	-2.2	50.0
Bromochloromethane	Ave	0.1398	0.1471		21.1	20.0	5.3	50.0
Tetrahydrofuran	Ave	0.0961	0.0898		18.7	20.0	-6.5	50.0
Chloroform	Ave	0.4328	0.4378		20.2	20.0	1.1	20.0
1,1,1-Trichloroethane	Ave	0.3687	0.3570		19.4	20.0	-3.2	50.0
Cyclohexane	Ave	0.4892	0.4856		19.9	20.0	-0.7	50.0
1,1-Dichloropropene	Ave	0.3670	0.3439		18.7	20.0	-6.3	50.0
Carbon tetrachloride	Ave	0.3175	0.3256		20.5	20.0	2.6	50.0
Benzene	Ave	1.570	1.567		20.0	20.0	-0.2	50.0
1,2-Dichloroethane	Ave	0.3197	0.3009		18.8	20.0	-5.9	50.0
Isopropyl acetate	Ave	0.6200	0.5761		37.2	40.0	-7.1	50.0

FORM VII
GC/MS VOA CONTINUING CALIBRATION DATA

Lab Name: TestAmerica Edison Job No.: 460-32106-1

SDG No.:

Lab Sample ID: CCVIS 460-89162/2 Calibration Date: 10/12/2011 06:20

Instrument ID: VOAMS6 Calib Start Date: 10/04/2011 06:41

GC Column: DB-624 ID: 0.18(mm) Calib End Date: 10/04/2011 08:48

Lab File ID: f80326.d Conc. Units: ug/L Heated Purge: (Y/N) N

ANALYTE	CURVE TYPE	AVE RRF	RRF	MIN RRF	CALC AMOUNT	SPIKE AMOUNT	%D	MAX %D
Tert-amyl methyl ether	Ave	0.7550	0.7608		20.2	20.0	0.8	50.0
n-Butanol	QuaF	0.0081	0.0062		1250	1500	-17.0	50.0
Trichloroethene	Ave	0.2490	0.2450		19.7	20.0	-1.6	50.0
Ethyl acrylate	Ave	0.3400	0.3041		17.9	20.0	-10.5	50.0
Methylcyclohexane	Ave	0.4800	0.5052		21.0	20.0	5.2	50.0
1,2-Dichloropropane	Ave	0.2535	0.2448		19.3	20.0	-3.4	20.0
Dibromomethane	Ave	0.1523	0.1508		19.8	20.0	-1.0	50.0
Methyl methacrylate	LinF	0.0780	0.0804		16.5	20.0	-17.5	50.0
1,4-Dioxane	QuaF	0.0043	0.0036		1000	150	-9.6	50.0
Propyl acetate	LinF	0.3674	0.3458		31.2	40.0	-22.1	50.0
Bromodichloromethane	Ave	0.3221	0.3109		19.3	20.0	-3.5	50.0
2-Chloroethyl vinyl ether	Ave	0.1727	0.1627		18.8	20.0	-5.8	50.0
Epichlorohydrin	Ave	0.0436	0.0422		387	400	-3.3	50.0
cis-1,3-Dichloropropene	Ave	0.5742	0.5655		19.7	20.0	-1.5	50.0
4-Methyl-2-pentanone	Ave	0.4306	0.3883		18.0	20.0	-9.8	50.0
Toluene	Ave	1.658	1.633		19.7	20.0	-1.5	20.0
trans-1,3-Dichloropropene	Ave	0.4923	0.4691		19.1	20.0	-4.7	50.0
1,1,2-Trichloroethane	Ave	0.2618	0.2676		20.4	20.0	2.2	50.0
Tetrachloroethene	Ave	0.3823	0.4235		22.2	20.0	10.8	50.0
1,3-Dichloropropane	Ave	0.5637	0.5730		20.3	20.0	1.7	50.0
2-Hexanone	Ave	0.2705	0.2432		18.0	20.0	-10.1	50.0
Dibromochloromethane	Ave	0.3421	0.3575		20.9	20.0	4.5	50.0
Butyl acetate	LinF	0.1062	0.1076		33.8	40.0	-15.5	50.0
1,2-Dibromoethane	Ave	0.3239	0.3377		20.9	20.0	4.3	50.0
Chlorobenzene	Ave	0.9758	1.027	0.3000	21.0	20.0	5.2	50.0
1,1,1,2-Tetrachloroethane	Ave	0.3496	0.3733		21.4	20.0	6.8	50.0
Ethylbenzene	Ave	0.5204	0.5426		20.9	20.0	4.3	20.0
m&p-Xylene	Ave	0.6366	0.6798		42.7	40.0	6.8	50.0
o-Xylene	Ave	0.6518	0.6794		20.8	20.0	4.2	50.0
Styrene	Ave	1.075	1.162		21.6	20.0	8.1	50.0
Butyl acrylate	LinF	0.2818	0.2936		17.7	20.0	-11.5	50.0
Bromoform	Ave	0.2333	0.2431	0.1000	20.8	20.0	4.2	50.0
Amly acetate	LinF	0.7392	0.7488		16.7	20.0	-16.6	50.0
Isopropylbenzene	Ave	1.669	1.798		21.5	20.0	7.7	50.0
Monobromobenzene	Ave	0.8221	0.9307		22.6	20.0	13.2	50.0
1,1,2,2-Tetrachloroethane	Ave	0.9160	0.9596	0.3000	21.0	20.0	4.8	50.0
1,2,3-Trichloropropane	Ave	0.2691	0.2929		21.8	20.0	8.9	50.0
trans-1,4-Dichloro-2-butene	LinF	0.1861	0.1931		17.4	20.0	-13.2	50.0
N-Propylbenzene	Ave	3.805	4.169		21.9	20.0	9.6	50.0
2-Chlorotoluene	Ave	2.249	2.448		21.8	20.0	8.8	50.0
4-Chlorotoluene	Ave	2.513	2.754		21.9	20.0	9.6	50.0

FORM VII
GC/MS VOA CONTINUING CALIBRATION DATA

Lab Name: TestAmerica Edison Job No.: 460-32106-1

SDG No.:

Lab Sample ID: CCVIS 460-89162/2 Calibration Date: 10/12/2011 06:20

Instrument ID: VOAMS6 Calib Start Date: 10/04/2011 06:41

GC Column: DB-624 ID: 0.18(mm) Calib End Date: 10/04/2011 08:48

Lab File ID: f80326.d Conc. Units: ug/L Heated Purge: (Y/N) N

ANALYTE	CURVE TYPE	AVE RRF	RRF	MIN RRF	CALC AMOUNT	SPIKE AMOUNT	%D	MAX %D
1,3,5-Trimethylbenzene	Ave	2.712	2.975		21.9	20.0	9.7	50.0
Butyl Methacrylate	LinF	0.8957	1.007		17.8	20.0	-11.2	50.0
tert-Butylbenzene	Ave	2.352	2.574		21.9	20.0	9.4	50.0
1,2,4-Trimethylbenzene	Ave	2.777	3.076		22.2	20.0	10.8	50.0
2-Octanone	LinF	1.300	1.262		16.0	20.0	-20.2	50.0
sec-Butylbenzene	Ave	3.543	3.943		22.3	20.0	11.3	50.0
1,3-Dichlorobenzene	Ave	1.594	1.804		22.6	20.0	13.2	50.0
p-Isopropyltoluene	Ave	3.020	3.404		22.5	20.0	12.7	50.0
1,4-Dichlorobenzene	Ave	1.617	1.865		23.1	20.0	15.3	50.0
Benzyl chloride	LinF	1.402	1.653		18.0	20.0	-9.8	50.0
1,2-Dichlorobenzene	Ave	1.586	1.781		22.5	20.0	12.3	50.0
n-Butylbenzene	Ave	2.743	2.972		21.7	20.0	8.4	50.0
1,2-Dibromo-3-Chloropropane	Ave	0.1750	0.1729		19.8	20.0	-1.2	50.0
Camphor	QuaF	0.1324	0.1207		87.2	100	-12.8	50.0
1,2,4-Trichlorobenzene	Ave	1.144	1.328		23.2	20.0	16.1	50.0
Hexachlorobutadiene	Ave	0.6008	0.7157		23.8	20.0	19.1	50.0
Naphthalene	Ave	2.967	2.989		20.1	20.0	0.7	50.0
1,2,3-Trichlorobenzene	Ave	1.051	1.158		22.0	20.0	10.2	50.0
1,2-Dichloroethane-d4 (Surr)	Ave	0.2623	0.2601		49.6	50.0	-0.9	50.0
Toluene-d8 (Surr)	Ave	1.270	1.302		51.3	50.0	2.5	50.0
Bromofluorobenzene	Ave	0.7974	0.8464		53.1	50.0	6.1	50.0

Data File: /chem/VOAMS6.i/8260_09/10-04-11/04oct11.b/f79947.d
Report Date: 04-Oct-2011 08:36

TestAmerica

Data file : /chem/VOAMS6.i/8260_09/10-04-11/04oct11.b/f79947.d
Lab Smp Id: BFB
Inj Date : 04-OCT-2011 05:59
Operator : VOAMS 1 Inst ID: VOAMS6.i
Smp Info : BFB
Misc Info :
Comment :
Method : /chem/VOAMS6.i/8260_09/10-04-11/04oct11.b/VOABFB.m
Meth Date : 02-Nov-2010 17:33 sylvanus Quant Type: ISTD
Cal Date : Cal File:
Als bottle: 2 QC Sample: BFB
Dil Factor: 1.00000
Integrator: HP RTE Compound Sublist: all.sub
Target Version: 3.50 Sample Matrix: WATER
Processing Host: hpd2

Concentration Formula: Amt * DF * Uf * Vf * VI * CpndVariable

Name	Value	Description
DF	1.00000	Dilution Factor
Uf	1.00000	ng unit correction factor
Vf	1.00000	Volumetric correction factor
VI	1.00000	Injection Volume

Cpnd Variable Local Compound Variable

RT	EXP RT (REL RT)	MASS	RESPONSE	CONCENTRATIONS ON-COL (ug/L)	CONCENTRATIONS FINAL (ug/L)	TARGET RANGE	RATIO
1 BFB					CAS #: 460-00-4		
3.377	3.500 (0.000)	95	23514			0.00- 100.00	100.00
3.377	3.500 (0.000)	50	4088			15.00- 40.00	17.39
3.377	3.500 (0.000)	75	11229			30.00- 60.00	47.75
3.377	3.500 (0.000)	96	1545			5.00- 9.00	6.57
3.377	3.500 (0.000)	173	0			0.00- 2.00	0.00
3.377	3.500 (0.000)	174	19566			50.00- 100.00	83.21
3.377	3.500 (0.000)	175	1076			5.00- 9.00	5.50
3.377	3.500 (0.000)	176	18835			95.00- 101.00	96.26
3.377	3.500 (0.000)	177	1356			5.00- 9.00	7.20

Data File: f79947.d

Date: 04-OCT-2011 05:59

Client ID: Instrument: VOAMS6.i

Sample Info: BFB Operator: VOAMS 1

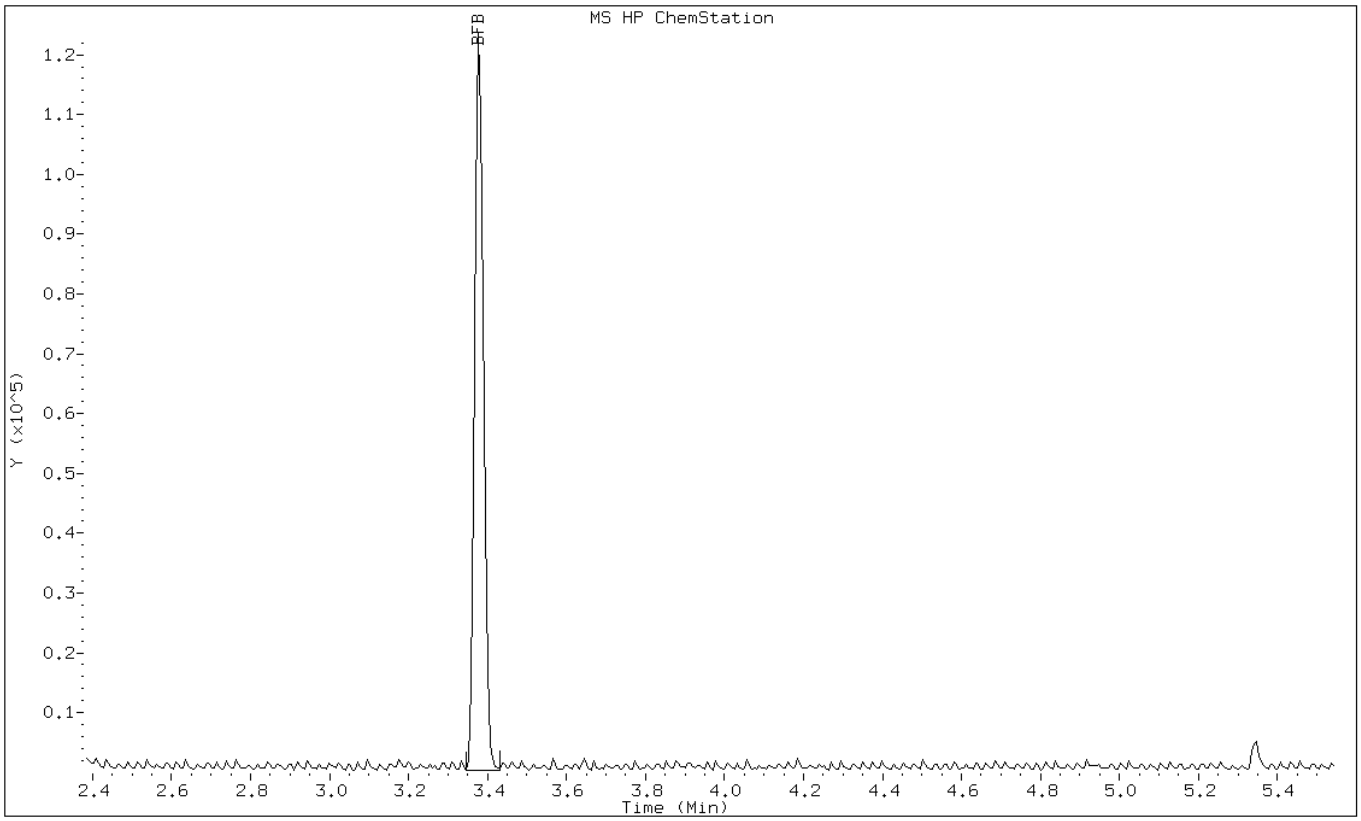

Data File: f79947.d

Date: 04-OCT-2011 05:59

Client ID: Instrument: VOAMS6.i

Sample Info: BFB Operator: VOAMS 1

1 BFB

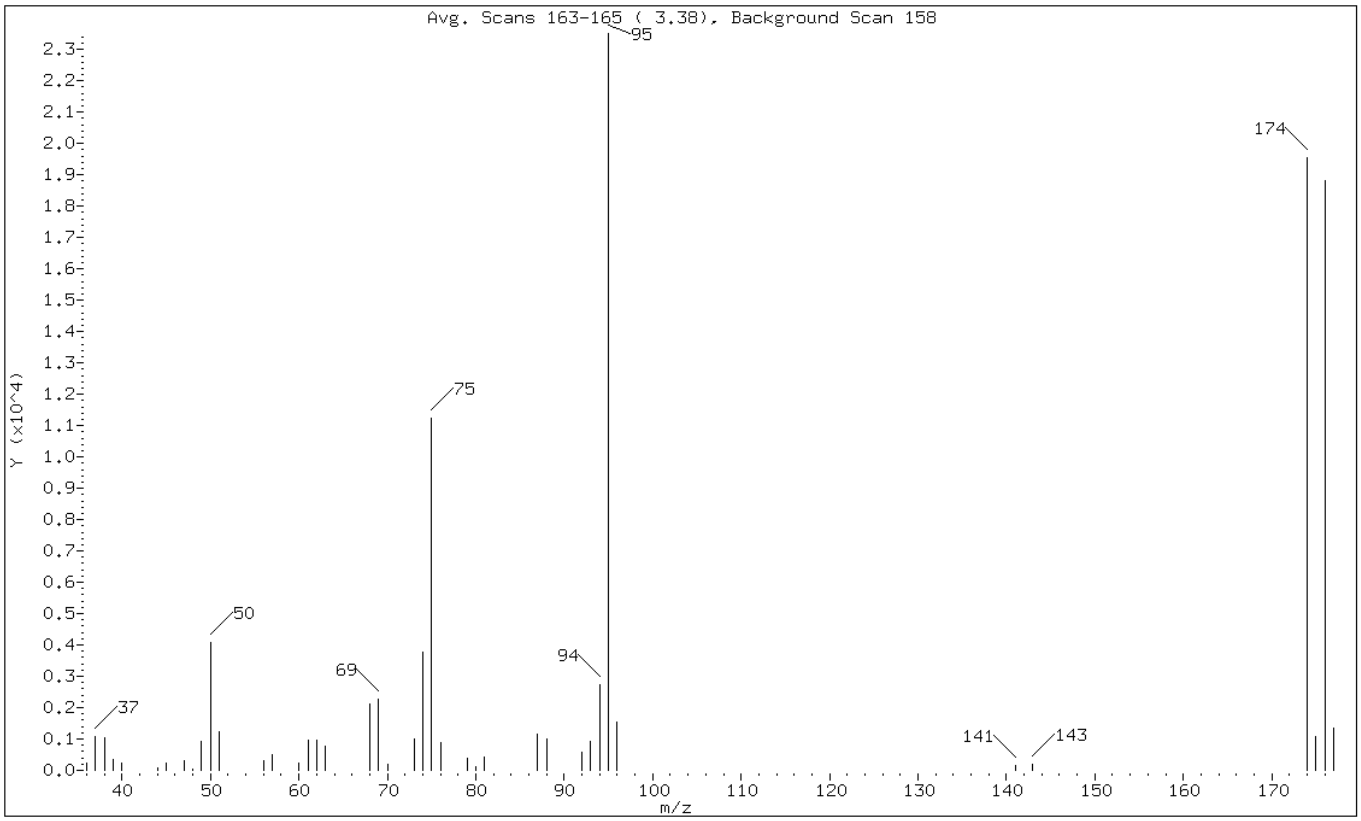

m/e	ION ABUNDANCE CRITERIA	% RELATIVE ABUNDANCE
95	Base Peak, 100% relative abundance	100.00
50	15.00 - 40.00% of mass 95	17.39
75	30.00 - 60.00% of mass 95	47.75
96	5.00 - 9.00% of mass 95	6.57
173	Less than 2.00% of mass 174	0.00 (0.00)
174	50.00 - 100.00% of mass 95	83.21
175	5.00 - 9.00% of mass 174	4.58 (5.50)
176	95.00 - 101.00% of mass 174	80.10 (96.26)
177	5.00 - 9.00% of mass 176	5.77 (7.20)

Data File: f79947.d

Date: 04-OCT-2011 05:59

Client ID: Instrument: VOAMS6.i

Sample Info: BFB Operator: VOAMS 1

Data File: /chem/VOAMS6.i/8260_09/10-04-11/04oct11.b/f79947.d
Spectrum: Avg. Scans 163-165 (3.38), Background Scan 158
Location of Maximum: 95.00
Number of points: 41

m/z	Y	m/z	Y	m/z	Y	m/z	Y
36.00	225	51.00	1226	74.00	3761	95.00	23512
37.00	1071	56.00	303	75.00	11229	96.00	1545
38.00	1056	57.00	514	76.00	895	141.00	140
39.00	360	60.00	219	79.00	393	143.00	208
40.00	237	61.00	968	80.00	119	174.00	19560
44.00	94	62.00	963	81.00	414	175.00	1076
45.00	230	63.00	784	87.00	1171	176.00	18832
47.00	309	68.00	2128	88.00	1001	177.00	1356
48.00	52	69.00	2263	92.00	593		
49.00	911	70.00	199	93.00	906		
50.00	4088	73.00	991	94.00	2746		

Data File: /chem/VOAMS6.i/8260_09/10-04-11/12oct11.b/f80325.d
Report Date: 12-Oct-2011 06:00

TestAmerica

Data file : /chem/VOAMS6.i/8260_09/10-04-11/12oct11.b/f80325.d
Lab Smp Id: BFB
Inj Date : 12-OCT-2011 05:57
Operator : VOAMS 1 Inst ID: VOAMS6.i
Smp Info : BFB
Misc Info :
Comment :
Method : /chem/VOAMS6.i/8260_09/10-04-11/12oct11.b/VOABFB.m
Meth Date : 02-Nov-2010 17:33 sylvanus Quant Type: ISTD
Cal Date : Cal File:
Als bottle: 2 QC Sample: BFB
Dil Factor: 1.00000
Integrator: HP RTE Compound Sublist: all.sub
Target Version: 3.50 Sample Matrix: WATER
Processing Host: hpd2

Concentration Formula: Amt * DF * Uf * Vf * VI * CpndVariable

Name	Value	Description
DF	1.00000	Dilution Factor
Uf	1.00000	ng unit correction factor
Vf	1.00000	Volumetric correction factor
VI	1.00000	Injection Volume

Cpnd Variable Local Compound Variable

				CONCENTRATIONS ON-COL	FINAL		
RT	EXP RT (REL RT)	MASS	RESPONSE	(ug/L)	(ug/L)	TARGET RANGE	RATIO
1 BFB					CAS #: 460-00-4		
3.383	3.500 (0.000)	95	19152			0.00- 100.00	100.00
3.383	3.500 (0.000)	50	2959			15.00- 40.00	15.45
3.383	3.500 (0.000)	75	8806			30.00- 60.00	45.98
3.383	3.500 (0.000)	96	1276			5.00- 9.00	6.66
3.383	3.500 (0.000)	173	0			0.00- 2.00	0.00
3.383	3.500 (0.000)	174	18320			50.00- 100.00	95.66
3.383	3.500 (0.000)	175	1050			5.00- 9.00	5.73
3.383	3.500 (0.000)	176	17598			95.00- 101.00	96.06
3.383	3.500 (0.000)	177	1108			5.00- 9.00	6.30

Data File: f80325.d

Date: 12-OCT-2011 05:57

Client ID: Instrument: VOAMS6.i

Sample Info: BFB Operator: VOAMS 1

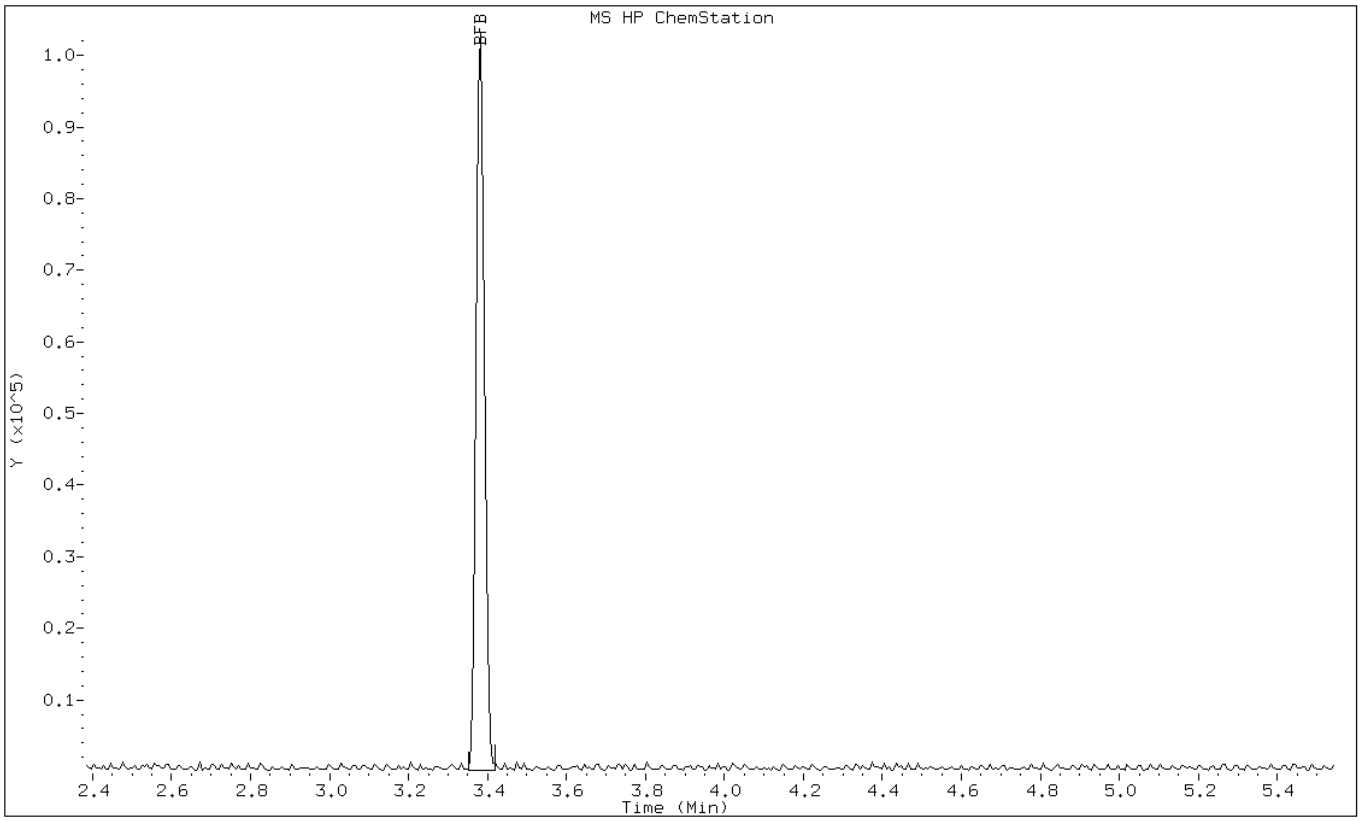

Data File: f80325.d

Date: 12-OCT-2011 05:57

Client ID: Instrument: VOAMS6.i

Sample Info: BFB Operator: VOAMS 1

1 BFB

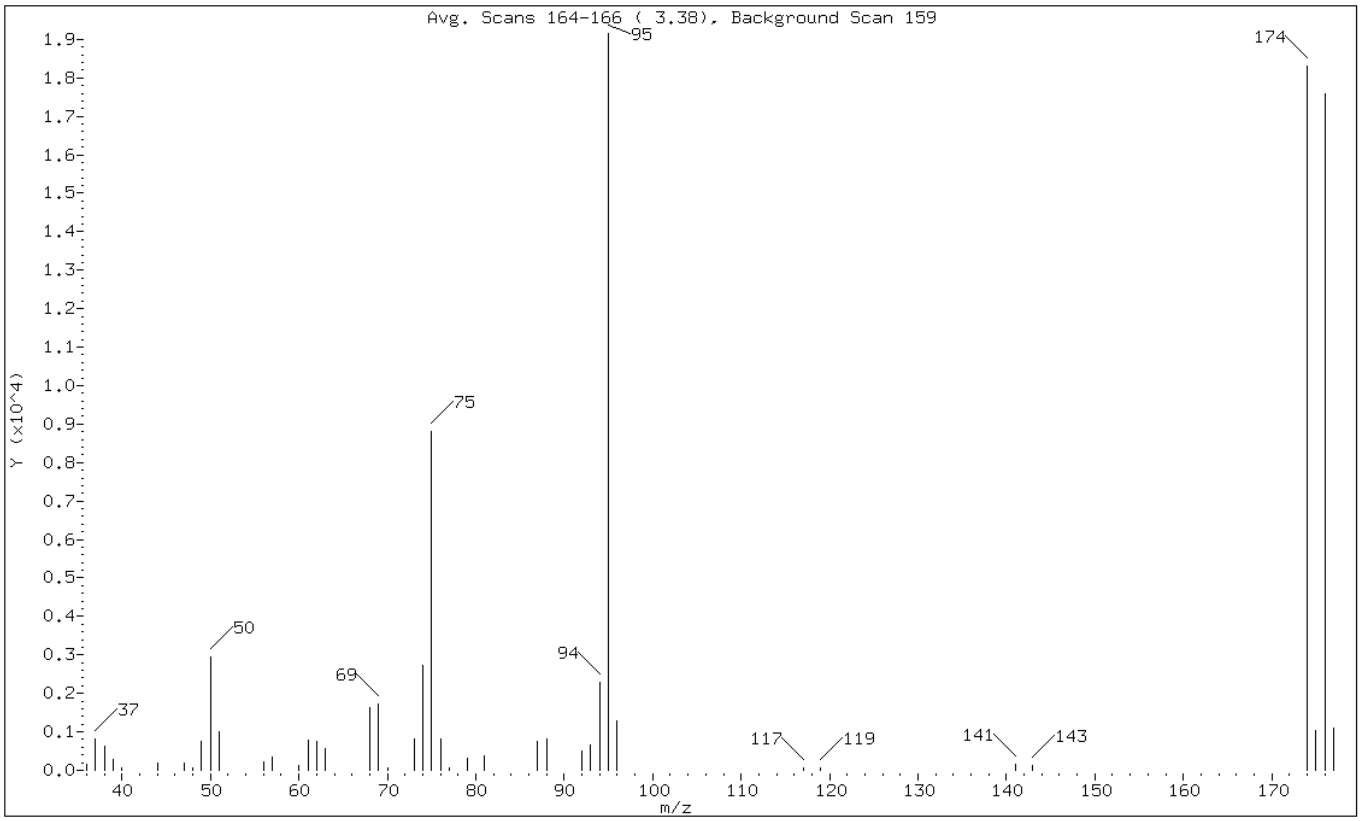

m/e	ION ABUNDANCE CRITERIA	% RELATIVE ABUNDANCE
95	Base Peak, 100% relative abundance	100.00
50	15.00 - 40.00% of mass 95	15.45
75	30.00 - 60.00% of mass 95	45.98
96	5.00 - 9.00% of mass 95	6.66
173	Less than 2.00% of mass 174	0.00 (0.00)
174	50.00 - 100.00% of mass 95	95.66
175	5.00 - 9.00% of mass 174	5.48 (5.73)
176	95.00 - 101.00% of mass 174	91.89 (96.06)
177	5.00 - 9.00% of mass 176	5.79 (6.30)

Data File: f80325.d

Date: 12-OCT-2011 05:57

Client ID: Instrument: VOAMS6.i

Sample Info: BFB Operator: VOAMS 1

Data File: /chem/VOAMS6.i/8260_09/10-04-11/12oct11.b/f80325.d
Spectrum: Avg. Scans 164-166 (3.38), Background Scan 159
Location of Maximum: 95.00
Number of points: 42

m/z	Y	m/z	Y	m/z	Y	m/z	Y
36.00	167	56.00	219	75.00	8806	96.00	1276
37.00	817	57.00	360	76.00	830	117.00	50
38.00	630	60.00	126	77.00	52	119.00	52
39.00	270	61.00	773	79.00	322	141.00	170
40.00	69	62.00	745	81.00	368	143.00	115
44.00	183	63.00	556	87.00	754	174.00	18320
47.00	174	68.00	1632	88.00	800	175.00	1050
48.00	52	69.00	1727	92.00	486	176.00	17592
49.00	738	70.00	58	93.00	671	177.00	1108
50.00	2959	73.00	826	94.00	2283		
51.00	1007	74.00	2735	95.00	19152		

FORM I
GC/MS VOA ORGANICS ANALYSIS DATA SHEET

Lab Name: TestAmerica Edison Job No.: 460-32106-1

SDG No.:

Client Sample ID: Lab Sample ID: MB 460-89162/4

Matrix: Solid Lab File ID: f80329.d

Analysis Method: 8260B Date Collected:

Sample wt/vol: 5(mL) Date Analyzed: 10/12/2011 07:43

Soil Aliquot Vol: Dilution Factor: 1

Soil Extract Vol.: GC Column: DB-624 ID: 0.18(mm)

% Moisture: Level: (low/med) Low

Analysis Batch No.: 89162 Units: mg/L

CAS NO.	COMPOUND NAME	RESULT	Q	RL	RL
56-23-5	Carbon tetrachloride	0.0010	U	0.0010	0.0010
108-90-7	Chlorobenzene	0.0010	U	0.0010	0.0010
67-66-3	Chloroform	0.0010	U	0.0010	0.0010
106-46-7	1,4-Dichlorobenzene	0.0010	U	0.0010	0.0010
107-06-2	1,2-Dichloroethane	0.0010	U	0.0010	0.0010
75-35-4	1,1-Dichloroethene	0.0010	U	0.0010	0.0010
78-93-3	2-Butanone	0.010	U	0.010	0.010
127-18-4	Tetrachloroethene	0.0010	U	0.0010	0.0010
79-01-6	Trichloroethene	0.0010	U	0.0010	0.0010
75-01-4	Vinyl chloride	0.0010	U	0.0010	0.0010
71-43-2	Benzene	0.0010	U	0.0010	0.0010

CAS NO.	SURROGATE	%REC	Q	LIMITS
17060-07-0	1,2-Dichloroethane-d4 (Surr)	99		74-131
460-00-4	Bromofluorobenzene	101		73-155
2037-26-5	Toluene-d8 (Surr)	96		76-141

Data File: /chem/VOAMS6.i/8260_09/10-04-11/12oct11.b/f80329.d
Report Date: 12-Oct-2011 07:56

TestAmerica

VOLATILE ORGANIC COMPOUND ANALYSIS

Data file : /chem/VOAMS6.i/8260_09/10-04-11/12oct11.b/f80329.d
Lab Smp Id: MB
Inj Date : 12-OCT-2011 07:43
Operator : CJM Inst ID: VOAMS6.i
Smp Info : MB
Misc Info :
Comment :
Method : /chem/VOAMS6.i/8260_09/10-04-11/12oct11.b/8260_09.m
Meth Date : 12-Oct-2011 06:32 moroneyc Quant Type: ISTD
Cal Date : 04-OCT-2011 08:48 Cal File: f79955.d
Als bottle: 5 QC Sample: BLANK
Dil Factor: 1.00000
Integrator: HP RTE Compound Sublist: all.sub
Target Version: 3.50
Processing Host: hpd2

Concentration Formula: Amt * DF * 5/Vo * CpndVariable

Name	Value	Description
DF	1.00000	Dilution Factor
Vo	5.00000	Sample Volume

Cpnd Variable Local Compound Variable

Compounds	QUANT SIG MASS	RT	EXP RT	REL RT	RESPONSE	CONCENTRATIONS ON-COLUMN (ug/L)	FINAL (ug/L)
$ 47 1,2-Dichloroethane-d4 (SUR)	65	4.212	4.218	(0.925)	70618	49.5839	50
* 52 Fluorobenzene	96	4.553	4.559	(1.000)	271458	50.0000	
$ 65 Toluene-d8 (SUR)	98	6.396	6.402	(0.762)	228106	48.1666	48
* 78 Chlorobenzene-d5	117	8.391	8.397	(1.000)	186434	50.0000	
$ 89 Bromofluorobenzene (SUR)	174	9.675	9.675	(0.923)	81256	50.5710	50
* 108 1,4-Dichlorobenzene-d4	152	10.484	10.490	(1.000)	100745	50.0000	

Data File: f80329.d

Date: 12-OCT-2011 07:43

Client ID: Instrument: VOAMS6.i

Sample Info: MB Operator: CJM

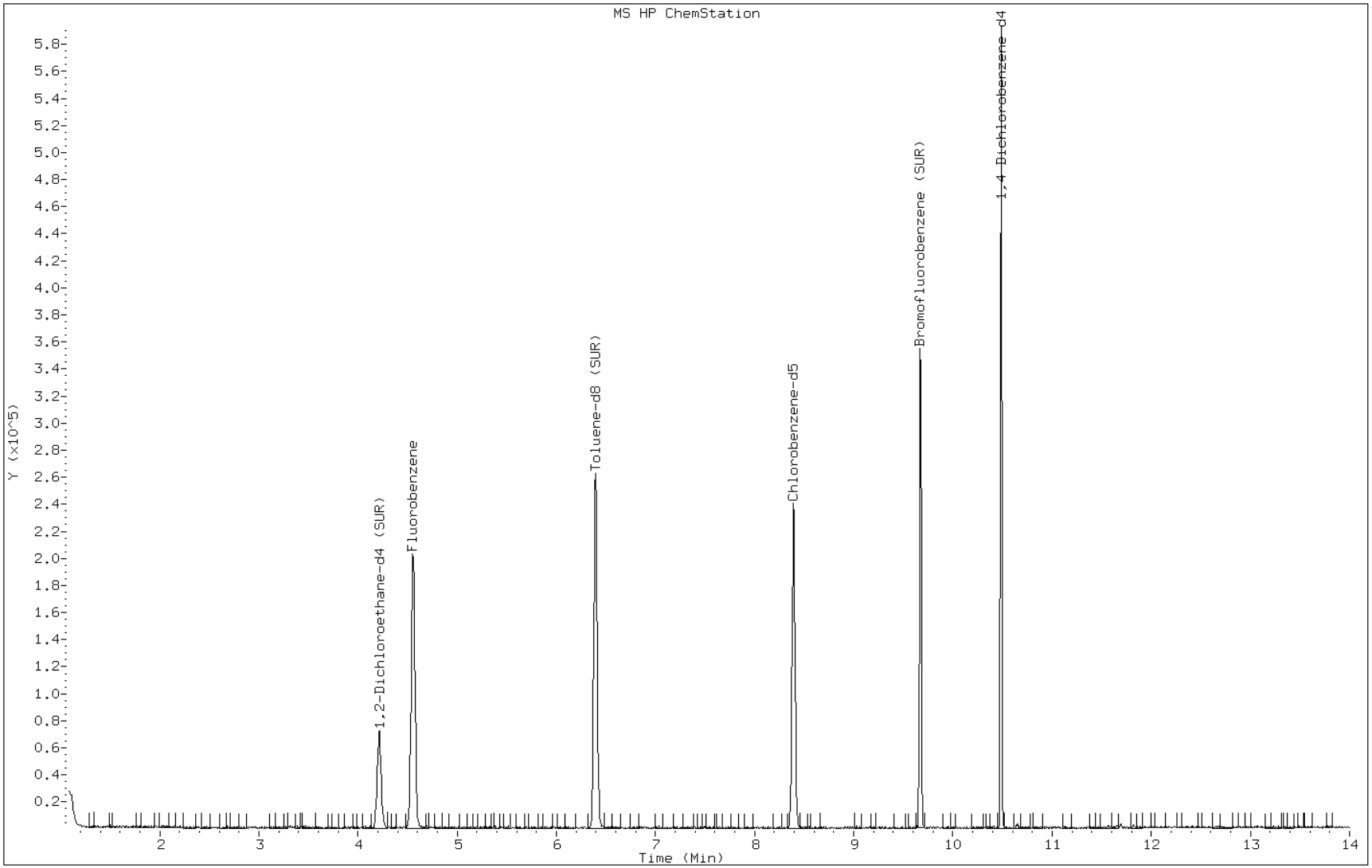

FORM I
GC/MS VOA ORGANICS ANALYSIS DATA SHEET

Lab Name: TestAmerica Edison | Job No.: 460-32106-1

SDG No.:

Client Sample ID: | Lab Sample ID: LB 460-88985/1-A

Matrix: Solid (TCLP) | Lab File ID: f80338.d

Analysis Method: 8260B | Date Collected:

Sample wt/vol: 5(mL) | Date Analyzed: 10/12/2011 11:39

Soil Aliquot Vol: | Dilution Factor: 10

Soil Extract Vol.: | GC Column: DB-624 ID: 0.18(mm)

% Moisture: | Level: (low/med) Low

Analysis Batch No.: 89162 | Units: mg/L

CAS NO.	COMPOUND NAME	RESULT	Q	RL	RL
56-23-5	Carbon tetrachloride	0.010	U	0.010	0.010
108-90-7	Chlorobenzene	0.010	U	0.010	0.010
67-66-3	Chloroform	0.010	U	0.010	0.010
106-46-7	1,4-Dichlorobenzene	0.010	U	0.010	0.010
107-06-2	1,2-Dichloroethane	0.010	U	0.010	0.010
75-35-4	1,1-Dichloroethene	0.010	U	0.010	0.010
78-93-3	2-Butanone	0.10	U	0.10	0.10
127-18-4	Tetrachloroethene	0.010	U	0.010	0.010
79-01-6	Trichloroethene	0.010	U	0.010	0.010
75-01-4	Vinyl chloride	0.010	U	0.010	0.010
71-43-2	Benzene	0.010	U	0.010	0.010

CAS NO.	SURROGATE	%REC	Q	LIMITS
17060-07-0	1,2-Dichloroethane-d4 (Surr)	100		74-131
460-00-4	Bromofluorobenzene	100		73-155
2037-26-5	Toluene-d8 (Surr)	98		76-141

Data File: /chem/VOAMS6.i/8260_09/10-04-11/12oct11.b/f80338.d
Report Date: 12-Oct-2011 12:56

TestAmerica

VOLATILE ORGANIC COMPOUND ANALYSIS

Data file : /chem/VOAMS6.i/8260_09/10-04-11/12oct11.b/f80338.d
Lab Smp Id: LB 460-88985/1-A
Inj Date : 12-OCT-2011 11:39
Operator : CJM Inst ID: VOAMS6.i
Smp Info : LB 460-88985/1-A;10
Misc Info :
Comment :
Method : /chem/VOAMS6.i/8260_09/10-04-11/12oct11.b/8260_09.m
Meth Date : 12-Oct-2011 06:32 moroneyc Quant Type: ISTD
Cal Date : 04-OCT-2011 08:48 Cal File: f79955.d
Als bottle: 9
Dil Factor: 10.00000
Integrator: HP RTE Compound Sublist: TCLP_DCB.sub
Target Version: 3.50
Processing Host: hpd2

Concentration Formula: Amt * DF * 5/Vo * CpndVariable

Name	Value	Description
DF	10.00000	Dilution Factor
Vo	5.00000	Sample Volume

Cpnd Variable Local Compound Variable

Compounds	QUANT SIG MASS	RT	EXP RT	REL RT	RESPONSE	CONCENTRATIONS ON-COLUMN (ug/L)	FINAL (ug/L)
$ 47 1,2-Dichloroethane-d4 (SUR)	65	4.212	4.218	(0.925)	72353	50.0579	50
* 52 Fluorobenzene	96	4.553	4.559	(1.000)	275494	50.0000	
$ 65 Toluene-d8 (SUR)	98	6.390	6.402	(0.761)	233126	48.9716	49
* 78 Chlorobenzene-d5	117	8.392	8.397	(1.000)	187405	50.0000	
$ 89 Bromofluorobenzene (SUR)	174	9.669	9.675	(0.922)	82770	50.0482	50
* 108 1,4-Dichlorobenzene-d4	152	10.484	10.490	(1.000)	103694	50.0000	

Data File: f80338.d

Date: 12-OCT-2011 11:39

Client ID: Instrument: VOAMS6.i

Sample Info: LB 460-88985/1-A;10 Operator: CJM

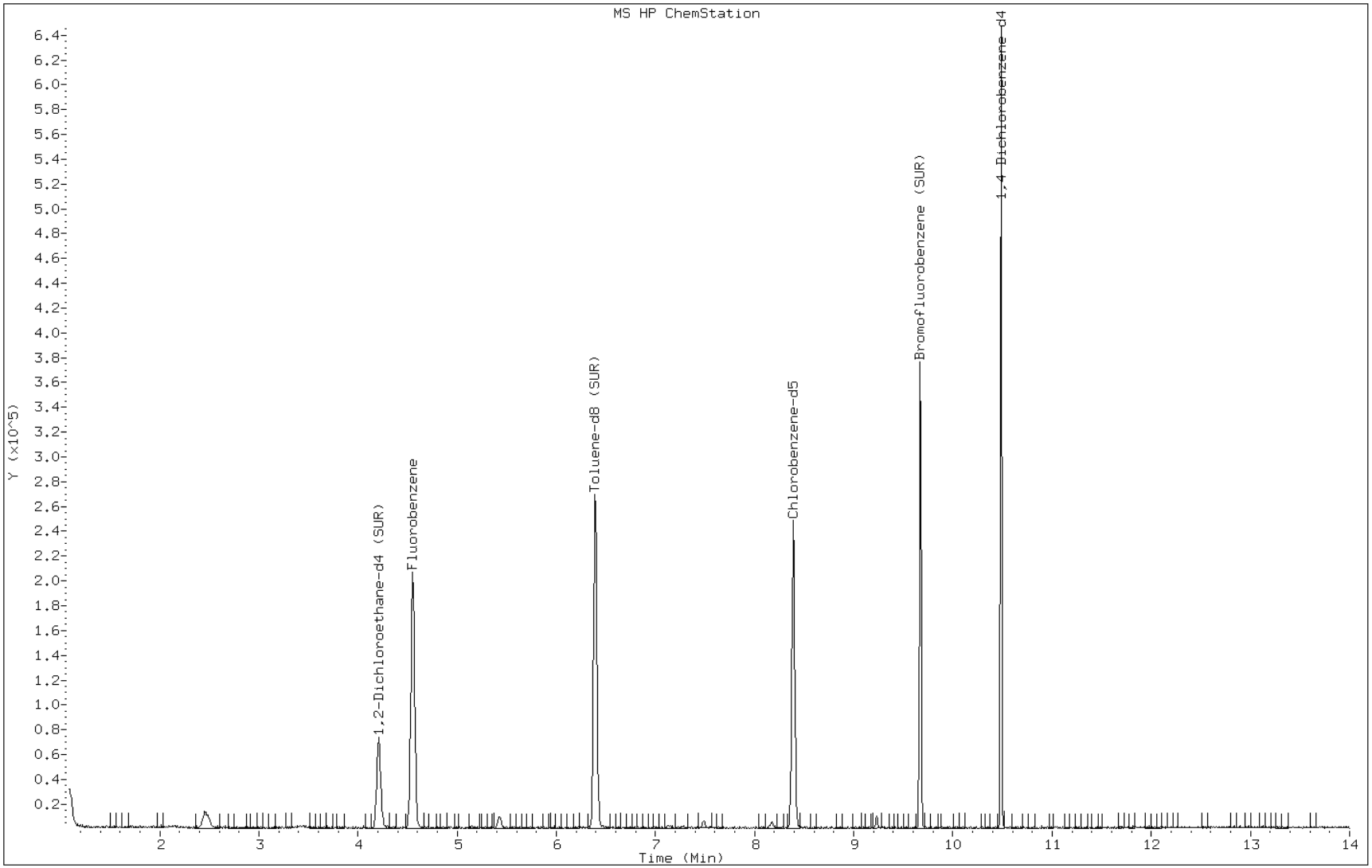

FORM I
GC/MS VOA ORGANICS ANALYSIS DATA SHEET

Lab Name: TestAmerica Edison | Job No.: 460-32106-1

SDG No.:

Client Sample ID: | Lab Sample ID: LCS 460-89162/3

Matrix: Solid | Lab File ID: f80327.d

Analysis Method: 8260B | Date Collected:

Sample wt/vol: 5(mL) | Date Analyzed: 10/12/2011 06:50

Soil Aliquot Vol: | Dilution Factor: 1

Soil Extract Vol.: | GC Column: DB-624 ID: 0.18(mm)

% Moisture: | Level: (low/med) Low

Analysis Batch No.: 89162 | Units: mg/L

CAS NO.	COMPOUND NAME	RESULT	Q	RL	RL
56-23-5	Carbon tetrachloride	0.0217		0.0010	0.0010
108-90-7	Chlorobenzene	0.0218		0.0010	0.0010
67-66-3	Chloroform	0.0214		0.0010	0.0010
106-46-7	1,4-Dichlorobenzene	0.0216		0.0010	0.0010
107-06-2	1,2-Dichloroethane	0.0216		0.0010	0.0010
75-35-4	1,1-Dichloroethene	0.0184		0.0010	0.0010
78-93-3	2-Butanone	0.0188		0.010	0.010
127-18-4	Tetrachloroethene	0.0229		0.0010	0.0010
79-01-6	Trichloroethene	0.0233		0.0010	0.0010
75-01-4	Vinyl chloride	0.0209		0.0010	0.0010
71-43-2	Benzene	0.0206		0.0010	0.0010

CAS NO.	SURROGATE	%REC	Q	LIMITS
17060-07-0	1,2-Dichloroethane-d4 (Surr)	99		74-131
460-00-4	Bromofluorobenzene	101		73-155
2037-26-5	Toluene-d8 (Surr)	98		76-141

Data File: /chem/VOAMS6.i/8260_09/10-04-11/12oct11.b/f80327.d
Report Date: 12-Oct-2011 07:02

TestAmerica

VOLATILE ORGANIC COMPOUND ANALYSIS

Data file : /chem/VOAMS6.i/8260_09/10-04-11/12oct11.b/f80327.d
Lab Smp Id: LCS
Inj Date : 12-OCT-2011 06:50
Operator : CJM Inst ID: VOAMS6.i
Smp Info : LCS
Misc Info :
Comment :
Method : /chem/VOAMS6.i/8260_09/10-04-11/12oct11.b/8260_09.m
Meth Date : 12-Oct-2011 06:32 moroneyc Quant Type: ISTD
Cal Date : 04-OCT-2011 08:48 Cal File: f79955.d
Als bottle: 3 QC Sample: METHSPIKE
Dil Factor: 1.00000
Integrator: HP RTE Compound Sublist: all.sub
Target Version: 3.50
Processing Host: hpd2

Concentration Formula: Amt * DF * 5/Vo * CpndVariable

Name	Value	Description
DF	1.00000	Dilution Factor
Vo	5.00000	Sample Volume

Cpnd Variable Local Compound Variable

Compounds	QUANT SIG MASS	RT	EXP RT	REL RT	RESPONSE	CONCENTRATIONS ON-COLUMN (ug/L)	FINAL (ug/L)
2 Dichlorodifluoromethane	85	1.182	1.201	(0.260)	26920	20.6932	21
3 Chloromethane	50	1.268	1.280	(0.278)	39525	20.4747	20
4 Vinyl Chloride	62	1.365	1.383	(0.300)	39103	20.9492	21
6 Bromomethane	94	1.554	1.566	(0.341)	22317	18.7537	19
5 Chloroethane	64	1.608	1.626	(0.353)	22659	20.4667	20
7 Trichlorofluoromethane	101	1.821	1.833	(0.400)	46450	21.3548	21
9 Ethanol	46	1.943	1.931	(0.427)	22268	2032.35	2000
10 Isoprene	67	1.961	1.973	(0.431)	45353	18.9337	19
11 Ethyl Ether	59	1.937	1.949	(0.425)	28328	19.9424	20
13 Acrolein	56	2.028	2.052	(0.445)	12034	29.6634	30
15 1,1-Dichloroethene	96	2.125	2.137	(0.467)	27375	18.4086	18
14 Freon TF	101	2.156	2.162	(0.474)	28001	18.2184	18
16 Acetone	43	2.138	2.156	(0.470)	15156	25.7477	26
17 Iodomethane	142	2.235	2.259	(0.491)	53551	21.1750	21
18 Carbon Disulfide	76	2.290	2.290	(0.503)	80860	15.6962	16
21 Acetonitrile	39	2.344	2.363	(0.515)	15880	322.321	320

Data File: /chem/VOAMS6.i/8260_09/10-04-11/12oct11.b/f80327.d
Report Date: 12-Oct-2011 07:02

	Compounds	QUANT SIG MASS	RT	EXP RT	REL RT	RESPONSE	CONCENTRATIONS ON-COLUMN (ug/L)	FINAL (ug/L)
	27 Methyl Acetate	74	2.363	2.375	(0.519)	9471	19.2609	19
	22 Methylene Chloride	84	2.460	2.466	(0.540)	33760	19.6533	20
	24 TBA	59	2.563	2.575	(0.563)	64500	294.187	290
	25 trans-1,2-Dichloroethene	96	2.649	2.661	(0.582)	32006	20.3156	20
	26 Acrylonitrile	53	2.618	2.636	(0.575)	16595	20.0024	20
	28 MTBE	73	2.679	2.691	(0.588)	93543	19.9115	20
	29 Hexane	56	2.855	2.868	(0.627)	18297	15.6217	16
	30 1,1-Dichloroethane	63	2.977	2.983	(0.654)	53851	20.2753	20
	31 Vinyl Acetate	43	3.038	3.026	(0.667)	67583	15.5420	16
	32 DIPE	45	3.044	3.050	(0.669)	102461	18.7277	19
	35 t-Butyl-ethyl-ether	59	3.342	3.354	(0.734)	98088	20.2616	20
	37 2,2-Dichloropropane	77	3.488	3.500	(0.766)	28018	14.8878	15
	36 cis-1,2-Dichloroethene	96	3.458	3.464	(0.759)	35077	21.1915	21
	38 2-Butanone	72	3.470	3.476	(0.762)	4257	18.7520	19
	39 Ethyl Acetate	70	3.531	3.531	(0.776)	6587	36.1693	36
	40 Bromochloromethane	128	3.665	3.683	(0.805)	17423	22.0234	22
	41 Tetrahydrofuran	42	3.713	3.719	(0.816)	10594	19.4839	19
	42 Chloroform	83	3.744	3.750	(0.822)	52534	21.4454	21
	43 1,1,1-Trichloroethane	97	3.938	3.950	(0.865)	43377	20.7892	21
	44 Cyclohexane	56	3.999	3.999	(0.878)	53164	19.1998	19
	45 Carbon Tetrachloride	117	4.084	4.090	(0.897)	38963	21.6852	22
	46 1,1-Dichloropropene	75	4.066	4.072	(0.893)	39721	19.1254	19
$	47 1,2-Dichloroethane-d4 (SUR)	65	4.212	4.218	(0.925)	73412	49.4463	49
	48 Benzene	78	4.273	4.279	(0.509)	122625	20.6012	21
	49 1,2-Dichloroethane	62	4.285	4.291	(0.941)	39017	21.5616	22
	72 t-Amyl-methyl-ether	73	4.407	4.407	(0.968)	90187	21.1055	21
	61 Isopropyl Acetate	43	4.364	4.370	(0.959)	130758	37.2665	37
*	52 Fluorobenzene	96	4.553	4.559	(1.000)	282986	50.0000	
	54 Trichloroethene	95	4.942	4.954	(1.086)	32871	23.3248	23
	53 n-Butanol	56	4.906	4.906	(1.077)	60887	1417.70	1400
	56 Methyl cyclohexane	83	5.167	5.167	(1.135)	52129	19.1871	19
	55 Ethyl Acrylate	55	5.082	5.088	(1.116)	34422	17.8896	18
	57 1,2-Dichloropropane	63	5.192	5.191	(1.140)	30122	20.9984	21
	58 Dibromomethane	93	5.319	5.325	(1.168)	18058	20.9537	21
	60 1,4-Dioxane	88	5.356	5.374	(1.176)	3093	138.646	140
	59 Methyl Methacrylate	100	5.350	5.356	(1.175)	8621	15.6310	16
	75 Propyl Acetate	43	5.429	5.435	(1.192)	71798	28.5928	28
	68 Bromodichloromethane	83	5.514	5.520	(1.211)	37565	20.6067	21
	62 2-Chloroethyl Vinyl Ether	63	5.897	5.903	(1.295)	17852	18.2694	18
	63 Epichlorohydrin	57	5.958	5.964	(0.709)	53580	323.720	320
	67 cis-1,3-Dichloropropene	75	6.061	6.061	(0.722)	41514	19.0659	19
	70 4-Methyl-2-Pentanone	43	6.280	6.286	(0.748)	28410	17.3978	17
$	65 Toluene-d8 (SUR)	98	6.396	6.402	(0.762)	237164	49.2386	49
	66 Toluene	91	6.481	6.487	(0.772)	127895	20.3400	20
	64 trans-1,3-Dichloropropene	75	6.792	6.798	(0.809)	35029	18.7635	19
	69 1,1,2-Trichloroethane	83	7.029	7.035	(0.837)	20717	20.8633	21
	71 Tetrachloroethene	166	7.205	7.211	(0.858)	33241	22.9291	23

Data File: /chem/VOAMS6.i/8260_09/10-04-11/12oct11.b/f80327.d
Report Date: 12-Oct-2011 07:02

	Compounds	QUANT SIG MASS	RT	EXP RT	REL RT	RESPONSE	CONCENTRATIONS ON-COLUMN (ug/L)	FINAL (ug/L)
	72 1,3-Dichloropropane	76	7.254	7.260	(0.864)	43672	20.4294	20
	73 2-Hexanone	43	7.418	7.418	(0.883)	17557	17.1167	17
	74 Dibromochloromethane	129	7.564	7.564	(0.901)	27044	20.8453	21
	76 Butyl Acetate	73	7.637	7.637	(0.909)	15209	31.5039	32
	77 1,2-Dibromoethane	107	7.698	7.704	(0.917)	26163	21.2982	21
*	78 Chlorobenzene-d5	117	8.398	8.397	(1.000)	189617	50.0000	
	79 Chlorobenzene	112	8.440	8.440	(1.005)	80560	21.7703	22
	80 1,1,1,2-Tetrachloroethane	131	8.580	8.586	(1.022)	29167	22.0019	22
	81 Ethylbenzene	106	8.635	8.635	(1.028)	42126	21.3450	21
	82 m+p-Xylene	106	8.787	8.787	(1.046)	106505	44.1160	44
	84 o-Xylene	106	9.213	9.213	(1.097)	52771	21.3487	21
	85 Styrene	104	9.231	9.231	(1.099)	90181	22.1223	22
	83 Butyl Acrylate	73	9.237	9.237	(1.100)	22276	17.7105	18
	86 Bromoform	173	9.383	9.383	(1.117)	18862	21.3174	21
	87 Amyl Acetate	43	9.462	9.462	(0.902)	42176	22.8696	23
	88 Isopropylbenzene	105	9.560	9.559	(1.138)	141495	22.3509	22
$	89 Bromofluorobenzene (SUR)	174	9.675	9.675	(0.922)	82810	50.5613	50
	91 Bromobenzene	156	9.779	9.778	(0.932)	36521	21.6290	22
	92 1,1,2,2-Tetrachloroethane	83	9.815	9.815	(0.936)	32682	17.3724	17
	93 1,2,3-Trichloropropane	110	9.833	9.833	(0.937)	10999	19.9044	20
	94 trans-1,4-Dichloro-2-butene	53	9.858	9.858	(0.940)	7479	16.3616	16
	95 n-Propylbenzene	91	9.888	9.888	(0.943)	161597	20.6796	21
	96 2-Chlorotoluene	91	9.937	9.937	(0.947)	95946	20.7694	21
	97 1,3,5-Trimethylbenzene	105	10.028	10.028	(0.956)	115028	20.6533	21
	98 4-Chlorotoluene	91	10.022	10.022	(0.955)	104936	20.3329	20
	99 Butyl Methacrylate	87	10.113	10.113	(0.964)	33893	14.5615	14
	100 tert-Butylbenzene	119	10.247	10.247	(0.977)	99245	20.5454	20
	101 1,2,4-Trimethylbenzene	105	10.277	10.277	(0.980)	119433	20.9386	21
	102 2-Octanone	43	10.356	10.356	(0.987)	49444	15.2285	15
	103 sec-Butylbenzene	105	10.387	10.387	(0.990)	149514	20.5487	20
	105 1,3-Dichlorobenzene	146	10.448	10.448	(0.996)	69977	21.3736	21
	107 p-Isopropyltoluene	119	10.484	10.484	(0.999)	132167	21.3114	21
*	108 1,4-Dichlorobenzene-d4	152	10.490	10.490	(1.000)	102692	50.0000	
	109 1,4-Dichlorobenzene	146	10.502	10.502	(1.001)	71554	21.5510	22
	110 Benzyl Chloride	91	10.588	10.588	(1.009)	28860	7.66561	7.7(R)
	106 n-Butylbenzene	91	10.728	10.727	(1.023)	111802	19.8447	20
	111 1,2-Dichlorobenzene	146	10.722	10.721	(1.022)	70611	21.6768	22
	112 1,2-Dibromo-3-chloropropane	75	11.153	11.153	(1.063)	6535	18.1849	18
	113 Camphor	95	11.531	11.524	(1.099)	24163	84.9973	85
	114 1,2,4-Trichlorobenzene	180	11.573	11.573	(1.103)	53557	22.7956	23
	115 Hexachlorobutadiene	225	11.658	11.658	(1.111)	25614	20.7599	21
	116 Naphthalene	128	11.695	11.695	(1.115)	125677	20.6261	21
	117 1,2,3-Trichlorobenzene	180	11.823	11.823	(1.127)	48004	22.2396	22
M	120 1,2-Dichloroethene (Total)	100				67084	41.5287	42
M	121 Xylene (Total)	100				159276	65.4647	65

Data File: /chem/VOAMS6.i/8260_09/10-04-11/12oct11.b/f80327.d
Report Date: 12-Oct-2011 07:02

QC Flag Legend

R - Spike/Surrogate failed recovery limits.

Data File: f80327.d

Date: 12-OCT-2011 06:50

Client ID: Instrument: VOAMS6.i

Sample Info: LCS Operator: CJM

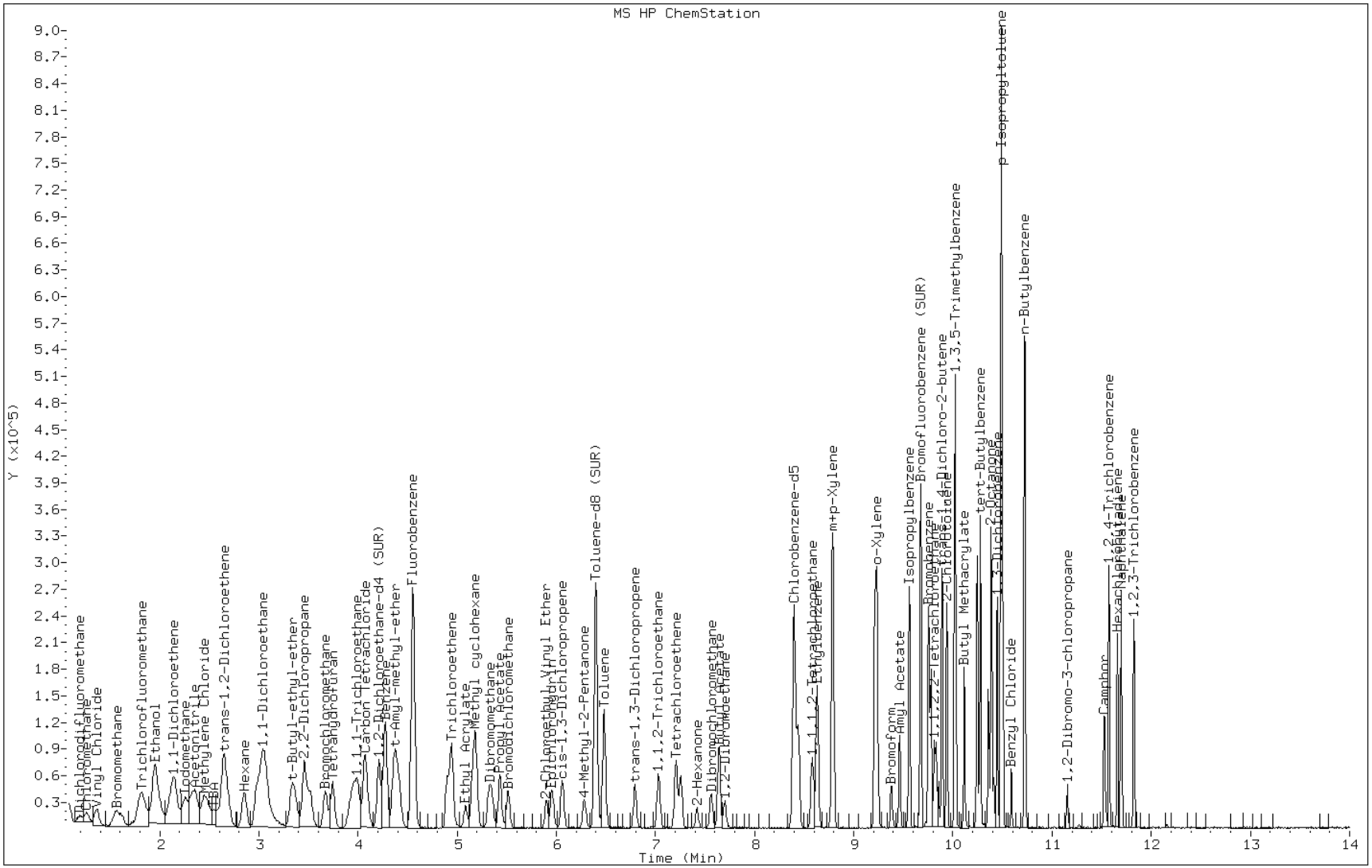

FORM I
GC/MS VOA ORGANICS ANALYSIS DATA SHEET

Lab Name: TestAmerica Edison | Job No.: 460-32106-1

SDG No.:

Client Sample ID: NH-01-B MS | Lab Sample ID: 460-32106-1 MS

Matrix: Solid (TCLP) | Lab File ID: f80340.d

Analysis Method: 8260B | Date Collected: 10/06/2011 18:45

Sample wt/vol: 5(mL) | Date Analyzed: 10/12/2011 12:22

Soil Aliquot Vol: | Dilution Factor: 10

Soil Extract Vol.: | GC Column: DB-624 ID: 0.18(mm)

% Moisture: | Level: (low/med) Low

Analysis Batch No.: 89162 | Units: mg/L

CAS NO.	COMPOUND NAME	RESULT	Q	RL	RL
56-23-5	Carbon tetrachloride	0.210		0.010	0.010
108-90-7	Chlorobenzene	0.202		0.010	0.010
67-66-3	Chloroform	0.205		0.010	0.010
106-46-7	1,4-Dichlorobenzene	0.207		0.010	0.010
107-06-2	1,2-Dichloroethane	0.208		0.010	0.010
75-35-4	1,1-Dichloroethene	0.182		0.010	0.010
78-93-3	2-Butanone	0.189		0.10	0.10
127-18-4	Tetrachloroethene	0.221		0.010	0.010
79-01-6	Trichloroethene	0.202		0.010	0.010
75-01-4	Vinyl chloride	0.189		0.010	0.010
71-43-2	Benzene	0.193		0.010	0.010

CAS NO.	SURROGATE	%REC	Q	LIMITS
17060-07-0	1,2-Dichloroethane-d4 (Surr)	100		74-131
460-00-4	Bromofluorobenzene	102		73-155
2037-26-5	Toluene-d8 (Surr)	98		76-141

FORM I
GC/MS VOA ORGANICS ANALYSIS DATA SHEET

Lab Name: TestAmerica Edison | Job No.: 460-32106-1

SDG No.:

Client Sample ID: NH-01-B MSD | Lab Sample ID: 460-32106-1 MSD

Matrix: Solid (TCLP) | Lab File ID: f80341.d

Analysis Method: 8260B | Date Collected: 10/06/2011 18:45

Sample wt/vol: 5(mL) | Date Analyzed: 10/12/2011 12:43

Soil Aliquot Vol: | Dilution Factor: 10

Soil Extract Vol.: | GC Column: DB-624 ID: 0.18(mm)

% Moisture: | Level: (low/med) Low

Analysis Batch No.: 89162 | Units: mg/L

CAS NO.	COMPOUND NAME	RESULT	Q	RL	RL
56-23-5	Carbon tetrachloride	0.203		0.010	0.010
108-90-7	Chlorobenzene	0.197		0.010	0.010
67-66-3	Chloroform	0.199		0.010	0.010
106-46-7	1,4-Dichlorobenzene	0.204		0.010	0.010
107-06-2	1,2-Dichloroethane	0.195		0.010	0.010
75-35-4	1,1-Dichloroethene	0.179		0.010	0.010
78-93-3	2-Butanone	0.184		0.10	0.10
127-18-4	Tetrachloroethene	0.221		0.010	0.010
79-01-6	Trichloroethene	0.201		0.010	0.010
75-01-4	Vinyl chloride	0.189		0.010	0.010
71-43-2	Benzene	0.193		0.010	0.010

CAS NO.	SURROGATE	%REC	Q	LIMITS
17060-07-0	1,2-Dichloroethane-d4 (Surr)	100		74-131
460-00-4	Bromofluorobenzene	102		73-155
2037-26-5	Toluene-d8 (Surr)	99		76-141

GC/MS VOA ANALYSIS RUN LOG

Lab Name: TestAmerica Edison Job No.: 460-32106-1

SDG No.:

Instrument ID: VOAMS6 Start Date: 10/04/2011 05:59

Analysis Batch Number: 88164 End Date: 10/04/2011 08:48

LAB SAMPLE ID	CLIENT SAMPLE ID	DATE ANALYZED	DILUTION FACTOR	LAB FILE ID	COLUMN ID
BFB 460-88164/1		10/04/2011 05:59	1	f79947.d	DB-624 0.18(mm)
IC 460-88164/2		10/04/2011 06:41	1	f79949.d	DB-624 0.18(mm)
IC 460-88164/3		10/04/2011 07:23	1	f79951.d	DB-624 0.18(mm)
ICIS 460-88164/4		10/04/2011 07:44	1	f79952.d	DB-624 0.18(mm)
IC 460-88164/5		10/04/2011 08:06	1	f79953.d	DB-624 0.18(mm)
IC 460-88164/6		10/04/2011 08:27	1	f79954.d	DB-624 0.18(mm)
IC 460-88164/7		10/04/2011 08:48	1	f79955.d	DB-624 0.18(mm)

GC/MS VOA ANALYSIS RUN LOG

Lab Name: TestAmerica Edison Job No.: 460-32106-1

SDG No.:

Instrument ID: VOAMS6 Start Date: 10/12/2011 05:57

Analysis Batch Number: 89162 End Date: 10/12/2011 18:20

LAB SAMPLE ID	CLIENT SAMPLE ID	DATE ANALYZED	DILUTION FACTOR	LAB FILE ID	COLUMN ID
BFB 460-89162/1		10/12/2011 05:57	1	f80325.d	DB-624 0.18(mm)
CCVIS 460-89162/2		10/12/2011 06:20	1	f80326.d	DB-624 0.18(mm)
LCS 460-89162/3		10/12/2011 06:50	1	f80327.d	DB-624 0.18(mm)
MB 460-89162/4		10/12/2011 07:43	1	f80329.d	DB-624 0.18(mm)
ZZZZZ		10/12/2011 08:15	50		DB-624 0.18(mm)
ZZZZZ		10/12/2011 08:56	1		DB-624 0.18(mm)
ZZZZZ		10/12/2011 09:18	50		DB-624 0.18(mm)
ZZZZZ		10/12/2011 09:39	50		DB-624 0.18(mm)
ZZZZZ		10/12/2011 10:21	1		DB-624 0.18(mm)
ZZZZZ		10/12/2011 10:43	1		DB-624 0.18(mm)
ZZZZZ		10/12/2011 11:18	10		DB-624 0.18(mm)
ZZZZZ		10/12/2011 11:18	10		DB-624 0.18(mm)
LB 460-88985/1-A		10/12/2011 11:39	10	f80338.d	DB-624 0.18(mm)
460-32106-1	NH-01-B	10/12/2011 12:01	10	f80339.d	DB-624 0.18(mm)
460-32106-1 MS	NH-01-B MS	10/12/2011 12:22	10	f80340.d	DB-624 0.18(mm)
460-32106-1 MSD	NH-01-B MSD	10/12/2011 12:43	10	f80341.d	DB-624 0.18(mm)
ZZZZZ		10/12/2011 13:26	10		DB-624 0.18(mm)
ZZZZZ		10/12/2011 13:47	10		DB-624 0.18(mm)
ZZZZZ		10/12/2011 14:08	10		DB-624 0.18(mm)
ZZZZZ		10/12/2011 14:29	10		DB-624 0.18(mm)
ZZZZZ		10/12/2011 14:51	10		DB-624 0.18(mm)
ZZZZZ		10/12/2011 15:10	10		DB-624 0.18(mm)
ZZZZZ		10/12/2011 15:10	10		DB-624 0.18(mm)
ZZZZZ		10/12/2011 15:30	10		DB-624 0.18(mm)
ZZZZZ		10/12/2011 15:30	10		DB-624 0.18(mm)
ZZZZZ		10/12/2011 15:49	10		DB-624 0.18(mm)
ZZZZZ		10/12/2011 15:49	10		DB-624 0.18(mm)
ZZZZZ		10/12/2011 16:53	1		DB-624 0.18(mm)
ZZZZZ		10/12/2011 17:57	1		DB-624 0.18(mm)
ZZZZZ		10/12/2011 18:20	5		DB-624 0.18(mm)

GC/MS VOA BATCH WORKSHEET

Lab Name: TestAmerica Edison Job No.: 460-32106-1

SDG No.:

Batch Number: 88985 Batch Start Date: 10/10/11 19:00 Batch Analyst: Windham, Frank H

Batch Method: 1311 Batch End Date: 10/11/11 13:00

Lab Sample ID	Client Sample ID	Method Chain	Basis	InitialAmount	FinalAmount	ExtractionFluid One	InitialRoomTemp	FinalRoomTemp	VesselNumber
LB 460-88985/1		1311, 8260B		25 g	500 mL	4.89	22 Celsius	22 Celsius	1
460-32106-A-1	NH-01-B	1311, 8260B	P	25 g	500 mL	4.89	22 Celsius	22 Celsius	17

Lab Sample ID	Client Sample ID	Method Chain	Basis	LeachVolume	ExtractFluid	AnalysisComment			
LB 460-88985/1		1311, 8260B		60 mL	ZF1100411	1			
460-32106-A-1	NH-01-B	1311, 8260B	P	60 mL	ZF1100411	17			

Batch Notes	
Balance ID	30
Batch Comment	ZHE/TCLP SOIL
First End time	1300
Room Temperature during Rotation	22 Celsius
Room Temperature Thermometer ID	TCLP ROOM THERMO FISHER
First Start time	1900
TCLP Fluid 1 ID	ZF1100411
Temperature	22 Celsius
ID number of the thermometer	TCLP ROOM THERMO FISHER
Tumbler Rotations per Minute	30
Uncorrected Final Room Temperature	22 Celsius
Uncorrected Initial Room Temperature	22 Celsius
Uncorrected Room Temperature	22 Celsius
Uncorrected Temperature	22 Celsius

Basis	Basis Description
P	TCLP

Method 8270C

Semivolatile Organic Compounds (GC/MS) by Method 8270C

FORM II
GC/MS SEMI VOA SURROGATE RECOVERY

Lab Name: TestAmerica Edison Job No.: 460-32106-1

SDG No.:

Matrix: Solid (TCLP) Level: Low

GC Column (1): Rtx-5MS ID: 0.25 (mm)

Client Sample ID	Lab Sample ID	2FP #	PHL #	NBZ #	FBP #	TBP #	TPH #
NH-01-B	460-32106-1	38	23	81	78	74	87
	MB 460-89137/1-A	43	26	86	85	76	86
	LB 460-88973/1-F	62	43	88	84	81	93
	LCS 460-89137/2-A	41	25	89	86	85	91

	QC LIMITS
2FP = 2-Fluorophenol	10-65
PHL = Phenol-d5	10-48
NBZ = Nitrobenzene-d5	56-112
FBP = 2-Fluorobiphenyl	53-108
TBP = 2,4,6-Tribromophenol	46-122
TPH = Terphenyl-d14	50-122

Column to be used to flag recovery values

FORM II 8270C

FORM III
GC/MS SEMI VOA LAB CONTROL SAMPLE RECOVERY

Lab Name: TestAmerica Edison Job No.: 460-32106-1

SDG No.:

Matrix: Water Level: Low Lab File ID: x18490.d

Lab ID: LCS 460-89137/2-A Client ID:

COMPOUND	SPIKE ADDED (mg/L)	LCS CONCENTRATION (mg/L)	LCS % REC	QC LIMITS REC	#
Pyridine	0.100	0.0329	33	14-55	
1,4-Dichlorobenzene	0.100	0.0834	83	64-110	
Hexachloroethane	0.100	0.0813	81	61-112	
Nitrobenzene	0.100	0.0662	66	49-92	
o-Cresol	0.200	0.133	66	41-90	
m & p - Cresol	0.400	0.212	53	30-87	
Pentachlorophenol	0.200	0.159	80	50-124	
Hexachlorobutadiene	0.100	0.0861	86	56-113	
2,4-Dinitrotoluene	0.100	0.0854	85	67-126	
Hexachlorobenzene	0.100	0.0743	74	24-98	
2,4,5-Trichlorophenol	0.200	0.162	81	66-120	
2,4,6-Trichlorophenol	0.200	0.165	83	67-115	

Column to be used to flag recovery and RPD values

FORM III 8270C

FORM IV
GC/MS SEMI VOA METHOD BLANK SUMMARY

Lab Name: TestAmerica Edison Job No.: 460-32106-1

SDG No.:

Lab File ID: x18489.d Lab Sample ID: MB 460-89137/1-A

Matrix: Water Date Extracted: 10/11/2011 20:55

Instrument ID: BNAMS5 Date Analyzed: 10/12/2011 00:59

Level:(Low/Med) Low

THIS METHOD BLANK APPLIES TO THE FOLLOWING SAMPLES:

CLIENT SAMPLE ID	LAB SAMPLE ID	LAB FILE ID	DATE ANALYZED
	LCS 460-89137/2-A	x18490.d	10/12/2011 01:22
NH-01-B	460-32106-1	x18494.d	10/12/2011 02:56
	LB 460-88973/1-F	x18495.d	10/12/2011 03:19

FORM V
GC/MS SEMI VOA INSTRUMENT PERFORMANCE CHECK
DECAFLUOROTRIPHENYLPHOSPHINE (DFTPP)

Lab Name: TestAmerica Edison Job No.: 460-32106-1

SDG No.:

Lab File ID: x18457.d DFTPP Injection Date: 10/11/2011

Instrument ID: BNAMS5 DFTPP Injection Time: 11:29

Analysis Batch No.: 89373

M/E	ION ABUNDANCE CRITERIA	% RELATIVE ABUNDANCE	
51	30.0 - 60.0 % of mass 198	42.1	
68	Less than 2.0 % of mass 69	0.7	(1.8)1
69	Mass 69 relative abundance	35.3	
70	Less than 2.0 % of mass 69	0.3	(0.8)1
127	40.0 - 60.0 % of mass 198	48.2	
197	Less than 1.0 % of mass 198	0.5	
198	Base Peak, 100 % relative abundance	100.0	
199	5.0- 9.0 % of mass 198	6.8	
275	10.0 - 30.0 % of mass 198	25.9	
365	Greater than 1.0 % of mass 198	3.7	
441	Present but less than mass 443	14.7	
442	Greater than 40.0 % of mass 198	99.9	
443	17.0 - 23.0 % of mass 442	18.3	(18.4)2

1-Value is % mass 69 2-Value is % mass 442

THIS CHECK APPLIES TO THE FOLLOWING SAMPLES, MS, MSD, BLANKS AND STANDARDS:

CLIENT SAMPLE ID	LAB SAMPLE ID	LAB FILE ID	DATE ANALYZED	TIME ANALYZED
	ICIS 460-89373/2	x18458.d	10/11/2011	12:04
	IC 460-89373/3	x18459.d	10/11/2011	12:47
	IC 460-89373/4	x18460.d	10/11/2011	13:10
	IC 460-89373/5	x18461.d	10/11/2011	13:33
	IC 460-89373/6	x18462.d	10/11/2011	13:56
	IC 460-89373/7	x18463.d	10/11/2011	14:20

FORM V
GC/MS SEMI VOA INSTRUMENT PERFORMANCE CHECK
DECAFLUOROTRIPHENYLPHOSPHINE (DFTPP)

Lab Name: TestAmerica Edison Job No.: 460-32106-1

SDG No.:

Lab File ID: x18480.d DFTPP Injection Date: 10/11/2011

Instrument ID: BNAMS5 DFTPP Injection Time: 21:37

Analysis Batch No.: 89382

M/E	ION ABUNDANCE CRITERIA	% RELATIVE ABUNDANCE	
51	30.0 - 60.0 % of mass 198	43.5	
68	Less than 2.0 % of mass 69	0.5	(1.2)1
69	Mass 69 relative abundance	37.9	
70	Less than 2.0 % of mass 69	0.2	(0.5)1
127	40.0 - 60.0 % of mass 198	50.9	
197	Less than 1.0 % of mass 198	0.3	
198	Base Peak, 100 % relative abundance	100.0	
199	5.0- 9.0 % of mass 198	6.7	
275	10.0 - 30.0 % of mass 198	25.7	
365	Greater than 1.0 % of mass 198	3.4	
441	Present but less than mass 443	14.6	
442	Greater than 40.0 % of mass 198	100.4	
443	17.0 - 23.0 % of mass 442	18.3	(18.3)2

1-Value is % mass 69 2-Value is % mass 442

THIS CHECK APPLIES TO THE FOLLOWING SAMPLES, MS, MSD, BLANKS AND STANDARDS:

CLIENT SAMPLE ID	LAB SAMPLE ID	LAB FILE ID	DATE ANALYZED	TIME ANALYZED
	CCVIS 460-89382/2	x18481.d	10/11/2011	21:51
	MB 460-89137/1-A	x18489.d	10/12/2011	00:59
	LCS 460-89137/2-A	x18490.d	10/12/2011	01:22
NH-01-B	460-32106-1	x18494.d	10/12/2011	02:56
	LB 460-88973/1-F	x18495.d	10/12/2011	03:19

FORM VIII
GC/MS SEMI VOA INTERNAL STANDARD AREA AND RETENTION TIME SUMMARY

Lab Name: TestAmerica Edison Job No.: 460-32106-1

SDG No.:

Sample No.: CCVIS 460-89382/2 Date Analyzed: 10/11/2011 21:51

Instrument ID: BNAMS5 GC Column: Rtx-5MS ID: 0.25(mm)

Lab File ID (Standard): x18481.d Heated Purge: (Y/N) N

Calibration ID: 12667

		DCB		NPT		ANT	
		AREA #	RT #	AREA #	RT #	AREA #	RT #
12/24 HOUR STD		397594	3.64	1462243	4.93	774690	6.67
UPPER LIMIT		795188	4.14	2924486	5.43	1549380	7.17
LOWER LIMIT		198797	3.14	731122	4.43	387345	6.17
LAB SAMPLE ID	CLIENT SAMPLE ID						
MB 460-89137/1-A		521955	3.63	1912729	4.92	976228	6.67
LCS 460-89137/2-A		524394	3.63	1926588	4.92	1010739	6.67
460-32106-1	NH-01-B	486519	3.63	1813213	4.92	926530	6.67
LB 460-88973/1-F		445578	3.63	1662425	4.92	864459	6.67

DCB = 1,4-Dichlorobenzene-d4
NPT = Naphthalene-d8
ANT = Acenaphthene-d10

Area Limit = 50%-200% of internal standard area
RT Limit = ± 0.5 minutes of internal standard RT

Column used to flag values outside QC limits

FORM VIII 8270C

FORM VIII
GC/MS SEMI VOA INTERNAL STANDARD AREA AND RETENTION TIME SUMMARY

Lab Name: TestAmerica Edison Job No.: 460-32106-1

SDG No.:

Sample No.: CCVIS 460-89382/2 Date Analyzed: 10/11/2011 21:51

Instrument ID: BNAMS5 GC Column: Rtx-5MS ID: 0.25(mm)

Lab File ID (Standard): x18481.d Heated Purge: (Y/N) N

Calibration ID: 12667

		PHN		CRY		PRY	
		AREA #	RT #	AREA #	RT #	AREA #	RT #
12/24 HOUR STD		1147765	8.12	940037	10.73	871565	12.44
UPPER LIMIT		2295530	8.62	1880074	11.23	1743130	12.94
LOWER LIMIT		573883	7.62	470019	10.23	435783	11.94
LAB SAMPLE ID	CLIENT SAMPLE ID						
MB 460-89137/1-A		1420347	8.12	1090481	10.72	962077	12.44
LCS 460-89137/2-A		1477061	8.12	1128113	10.72	1017266	12.44
460-32106-1	NH-01-B	1347423	8.12	1012599	10.72	906978	12.44
LB 460-88973/1-F		1258376	8.12	976428	10.72	872287	12.44

PHN = Phenanthrene-d10
CRY = Chrysene-d12
PRY = Perylene-d12

Area Limit = 50%-200% of internal standard area
RT Limit = ± 0.5 minutes of internal standard RT

Column used to flag values outside QC limits

FORM VIII 8270C

FORM I
GC/MS SEMI VOA ORGANICS ANALYSIS DATA SHEET

Lab Name: TestAmerica Edison | Job No.: 460-32106-1

SDG No.:

Client Sample ID: NH-01-B | Lab Sample ID: 460-32106-1

Matrix: Solid (TCLP) | Lab File ID: x18494.d

Analysis Method: 8270C | Date Collected: 10/06/2011 18:45

Extract. Method: 3510C | Date Extracted: 10/11/2011 20:55

Sample wt/vol: 250.00(mL) | Date Analyzed: 10/12/2011 02:56

Con. Extract Vol.: 2.00(mL) | Dilution Factor: 1

Injection Volume: 1(uL) | Level: (low/med) Low

% Moisture: | GPC Cleanup:(Y/N) N

Analysis Batch No.: 89382 | Units: mg/L

CAS NO.	COMPOUND NAME	RESULT	Q	RL	RL
110-86-1	Pyridine	0.040	U	0.040	0.040
106-46-7	1,4-Dichlorobenzene	0.040	U	0.040	0.040
67-72-1	Hexachloroethane	0.0040	U	0.0040	0.0040
98-95-3	Nitrobenzene	0.0040	U	0.0040	0.0040
95-48-7	o-Cresol	0.040	U	0.040	0.040
15831-10-4	m & p - Cresol	0.040	U	0.040	0.040
87-86-5	Pentachlorophenol	0.12	U	0.12	0.12
87-68-3	Hexachlorobutadiene	0.0080	U	0.0080	0.0080
121-14-2	2,4-Dinitrotoluene	0.0080	U	0.0080	0.0080
118-74-1	Hexachlorobenzene	0.0040	U	0.0040	0.0040
95-95-4	2,4,5-Trichlorophenol	0.040	U	0.040	0.040
88-06-2	2,4,6-Trichlorophenol	0.040	U	0.040	0.040

CAS NO.	SURROGATE	%REC	Q	LIMITS
321-60-8	2-Fluorobiphenyl	78		53-108
367-12-4	2-Fluorophenol	38		10-65
4165-62-2	Phenol-d5	23		10-48
4165-60-0	Nitrobenzene-d5	81		56-112
118-79-6	2,4,6-Tribromophenol	74		46-122
1718-51-0	Terphenyl-d14	87		50-122

Data File: /chem/BNAMS5.i/8270/10-11-11/11oct11a.b/x18494.d
Report Date: 12-Oct-2011 10:24

TestAmerica

SEMI-VOLATILE ORGANIC COMPOUND ANALYSIS

Data file : /chem/BNAMS5.i/8270/10-11-11/11oct11a.b/x18494.d
Lab Smp Id: 460-32106-A-1-N Client Smp ID: NH-01-B
Inj Date : 12-OCT-2011 02:56
Operator : BNAMS 4 Inst ID: BNAMS5.i
Smp Info : 460-32106-A-1-N
Misc Info : 460-32106-A-1-N
Comment   :
Method   : /chem/BNAMS5.i/8270/10-11-11/11oct11a.b/8270C_08SP.m
Meth Date : 11-Oct-2011 23:24 asfawa Quant Type: ISTD
Cal Date : 11-OCT-2011 14:20 Cal File: x18463.d
Als bottle: 38
Dil Factor: 1.00000
Integrator: HP RTE Compound Sublist: jTCLP.sub
Target Version: 3.50
Processing Host: hpd1

Concentration Formula: Amt * DF * 1000*Vt/Vo * CpndVariable

Name	Value	Description
DF	1.00000	Dilution Factor
Vt	2.00000	Volume of final extract (mL)
Vo	250.00000	Volume of sample extracted (mL)

Cpnd Variable Local Compound Variable

Compounds	QUANT SIG MASS	RT	EXP RT	REL RT	RESPONSE	CONCENTRATIONS ON-COLUMN (ug/ml)	CONCENTRATIONS FINAL (ug/L)
$ 16 2-Fluorophenol (SUR)	112	2.384	2.384	(0.657)	290921	18.9174	150
$ 17 Phenol-d5 (SUR)	99	3.296	3.301	(0.908)	208309	11.2826	90
* 79 1,4-Dichlorobenzene-d4	152	3.631	3.637	(1.000)	486519	40.0000	
$ 76 Nitrobenzene-d5 (SUR)	82	4.201	4.207	(0.853)	678964	40.5834	320
* 80 Naphthalene-d8	136	4.925	4.931	(1.000)	1813213	40.0000	
$ 77 2-Fluorobiphenyl (SUR)	172	6.025	6.025	(0.903)	1223313	38.8102	310
* 82 Acenaphthene-d10	164	6.672	6.672	(1.000)	926530	40.0000	
$ 18 2,4,6-Tribromophenol (SUR)	330	7.448	7.448	(1.116)	184442	36.9686	300
* 83 Phenanthrene-d10	188	8.119	8.119	(1.000)	1347423	40.0000	
$ 78 Terphenyl-d14	244	9.689	9.689	(0.903)	1082826	43.3258	350
* 81 Chrysene-d12	240	10.724	10.730	(1.000)	1012599	40.0000	
* 84 Perylene-d12	264	12.436	12.442	(1.000)	906978	40.0000	

Data File: x18494.d

Date: 12-OCT-2011 02:56

Client ID: NH-01-B

Instrument: BNAMS5.i

Sample Info: 460-32106-A-1-N

Operator: BNAMS 4



FORM VI
GC/MS SEMI VOA INITIAL CALIBRATION DATA
INTERNAL STANDARD CURVE EVALUTION

Lab Name: TestAmerica Edison Job No.: 460-32106-1 Analy Batch No.: 89373

SDG No.:

Instrument ID: BNAMS5 GC Column: Rtx-5MS ID: 0.25(mm) Heated Purge: (Y/N) N

Calibration Start Date: 10/11/2011 12:04 Calibration End Date: 10/11/2011 14:20 Calibration ID: 12667

Calibration Files:

LEVEL:	LAB SAMPLE ID:	LAB FILE ID:
Level 1	IC 460-89373/4	x18460.d
Level 2	IC 460-89373/7	x18463.d
Level 3	IC 460-89373/6	x18462.d
Level 4	ICIS 460-89373/2	x18458.d
Level 5	IC 460-89373/5	x18461.d
Level 6	IC 460-89373/3	x18459.d

ANALYTE	RRF					CURVE TYPE	COEFFICIENT			#	MIN RRF	%RSD	#	MAX %RSD	R^2 OR COD	#	MIN R^2 OR COD
	LVL 1 LVL 6	LVL 2	LVL 3	LVL 4	LVL 5		B	M1	M2								
1,4-Dioxane	0.5221 0.4882	0.5216	0.4918	0.5098	0.4871	Ave		0.5034				3.3		15.0			
N-Nitrosodimethylamine	0.7298 0.6953	0.7477	0.6882	0.7398	0.6841	Ave		0.7142				3.9		15.0			
Pyridine	1.1946 1.2070	1.2999	1.2821	1.2572	1.1576	Ave		1.2331				4.5		15.0			
2,3,7,8-TCDD (Screen)	+++++ +++++	+++++	+++++	0.1909	+++++	Ave		0.1909						15.0			
Benzaldehyde	1.0034 +++++	0.6750	0.5240	0.4903	0.2097	Ave		0.5805				50.0	*	15.0			
Aniline	2.0157 1.6416	2.0141	1.8693	1.8221	1.6800	Ave		1.8405				8.7		15.0			
Phenol	1.9755 1.5438	1.9105	1.7847	1.7268	1.5398	Ave		1.7469				10.4		30.0			
Bis(2-chloroethyl)ether	1.6684 1.1750	1.3626	1.2848	1.2450	1.1911	Ave		1.3212				13.9		15.0			
2-Chlorophenol	1.6456 1.3256	1.5562	1.5036	1.4422	1.3235	Ave		1.4661				8.8		15.0			
Decane	1.8834 1.4557	1.8366	1.8283	1.6889	1.5553	Ave		1.7080				10.1		15.0			
1,3-Dichlorobenzene	1.7255 1.4886	1.7545	1.6528	1.6245	1.5562	Ave		1.6337				6.2		15.0			
1,4-Dichlorobenzene	1.7806 1.4697	1.7434	1.6525	1.6253	1.5563	Ave		1.6380				7.1		30.0			
Benzyl alcohol	0.9387 0.7890	0.9086	0.8875	0.9002	0.8074	Ave		0.8719				6.9		15.0			
1,2-Dichlorobenzene	1.6939 1.2822	1.6590	1.5553	1.4811	1.3783	Ave		1.5083				10.6		15.0			
o-Cresol	1.3838 1.0766	1.2999	1.2548	1.2034	1.0759	Ave		1.2157				10.1		15.0			

Note: The m1 coefficient is the same as Ave RRF for an Ave curve type.

FORM VI
GC/MS SEMI VOA INITIAL CALIBRATION DATA
INTERNAL STANDARD CURVE EVALUTION

Lab Name: TestAmerica Edison Job No.: 460-32106-1 Analy Batch No.: 89373

SDG No.:

Instrument ID: BNAMS5 GC Column: Rtx-5MS ID: 0.25(mm) Heated Purge: (Y/N) N

Calibration Start Date: 10/11/2011 12:04 Calibration End Date: 10/11/2011 14:20 Calibration ID: 12667

ANALYTE	RRF					CURVE TYPE	COEFFICIENT			#	MIN RRF	%RSD	#	MAX %RSD	R^2 OR COD	#	MIN R^2 OR COD
	LVL 1 LVL 6	LVL 2	LVL 3	LVL 4	LVL 5		B	M1	M2								
2,2'-oxybis[1-chloropropane]	2.3553 1.7731	2.2965	2.1291	2.0349	1.8503	Ave		2.0732				11.3		15.0			
o-Toluidine	1.6190 1.4168	1.5945	1.6213	1.5571	1.4474	Ave		1.5427				5.8		15.0			
Acetophenone	2.0257 1.6143	1.7965	1.8230	1.7399	1.6379	Ave		1.7729				8.4		15.0			
N-Nitrosodi-n-propylamine	1.0503 0.8302	0.9549	0.9297	0.9164	0.8659	Ave		0.9246			0.0500	8.3		15.0			
4-Methylphenol	1.5876 1.1310	1.4609	1.3858	1.3114	1.1519	Ave		1.3381				13.3		15.0			
m & p - Cresol	1.5876 1.1310	1.4609	1.4053	1.3114	1.1519	Ave		1.3414				13.3		15.0			
Hexachloroethane	0.6652 0.5597	0.6365	0.6184	0.5921	0.5836	Ave		0.6093				6.3		15.0			
Nitrobenzene	0.5141 0.4405	0.5360	0.5114	0.4914	0.4505	Ave		0.4906				7.7		15.0			
n,n'-Dimethylaniline	1.7777 1.7359	2.1907	2.1039	1.9941	1.8184	Ave		1.9368				9.7		15.0			
Isophorone	0.6455 0.5739	0.6422	0.6293	0.6351	0.5611	Ave		0.6145				6.0		15.0			
2-Nitrophenol	0.2029 0.1931	0.2123	0.2031	0.2063	0.1909	Ave		0.2014				4.0		30.0			
2,4-Dimethylphenol	0.3634 0.2960	0.3493	0.3352	0.3257	0.2900	Ave		0.3266				8.9		15.0			
Bis(2-chloroethoxy)methane	0.3938 0.3463	0.3945	0.3851	0.3789	0.3549	Ave		0.3756				5.4		15.0			
Benzoic acid	0.1412 0.2298	0.1671	0.2053	0.2259	0.2141	LinF		0.2247							0.9966		0.9900
2,4-Dichlorophenol	0.3243 0.2581	0.3187	0.3033	0.2955	0.2624	Ave		0.2937				9.5		30.0			
1,2,4-Trichlorobenzene	0.3515 0.2895	0.3470	0.3335	0.3213	0.2981	Ave		0.3235				7.9		15.0			
Naphthalene	1.1655 0.9454	1.1598	1.1076	1.0459	0.9773	Ave		1.0669				8.7		15.0			
4-Chloroaniline	0.4002 0.3555	0.4149	0.4066	0.3930	0.3597	Ave		0.3883				6.4		15.0			
Hexachlorobutadiene	0.2053 0.1665	0.2050	0.1905	0.1854	0.1735	Ave		0.1877				8.5		30.0			
Caprolactam	0.0942 0.0885	0.0892	0.1016	0.0949	0.0883	Ave		0.0928				5.6		15.0			

Note: The m1 coefficient is the same as Ave RRF for an Ave curve type.

FORM VI
GC/MS SEMI VOA INITIAL CALIBRATION DATA
INTERNAL STANDARD CURVE EVALUTION

Lab Name: TestAmerica Edison Job No.: 460-32106-1 Analy Batch No.: 89373

SDG No.:

Instrument ID: BNAMS5 GC Column: Rtx-5MS ID: 0.25(mm) Heated Purge: (Y/N) N

Calibration Start Date: 10/11/2011 12:04 Calibration End Date: 10/11/2011 14:20 Calibration ID: 12667

ANALYTE	RRF					CURVE TYPE	COEFFICIENT			#	MIN RRF	%RSD	#	MAX %RSD	R^2 OR COD	#	MIN R^2 OR COD
	LVL 1 LVL 6	LVL 2	LVL 3	LVL 4	LVL 5		B	M1	M2								
4-Chloro-3-methylphenol	0.2998 0.2659	0.2809	0.2817	0.2915	0.2561	Ave		0.2793				5.8		30.0			
2-Methylnaphthalene	0.7461 0.6030	0.7268	0.7002	0.6829	0.6174	Ave		0.6794				8.5		15.0			
1-Methylnaphthalene	0.7523 0.6066	0.7191	0.7348	0.6883	0.6172	Ave		0.6864				9.0		15.0			
Hexachlorocyclopentadiene	0.1874 0.2432	0.2241	0.2591	0.2688	0.2529	Ave		0.2393			0.0500	12.4		15.0			
1,2,4,5-Tetrachlorobenzene	0.6344 0.4701	0.6035	0.6139	0.5362	0.5052	Ave		0.5605				11.8		30.0			
2-tertbutyl-4-methylphenol	0.5028 0.4140	0.4754	0.4858	0.4678	0.4164	Ave		0.4604				8.0		15.0			
2,4,6-Trichlorophenol	0.3987 0.3428	0.3940	0.3757	0.3717	0.3544	Ave		0.3729				5.8		30.0			
2,4,5-Trichlorophenol	0.4093 0.3690	0.4048	0.3890	0.3889	0.3638	Ave		0.3875				4.7		15.0			
Diphenyl	1.7851 1.2358	1.6136	1.6082	1.4245	1.3408	Ave		1.5013				13.5		15.0			
2-Chloronaphthalene	1.2467 0.9555	1.2398	1.1503	1.0534	1.0145	Ave		1.1100				10.9		15.0			
Diphenyl ether	0.8911 0.7382	0.8996	0.8494	0.8157	0.7725	Ave		0.8278				7.8		15.0			
2-Nitroaniline	0.3563 0.3273	0.3358	0.3310	0.3569	0.3265	Ave		0.3390				4.1		15.0			
Dimethylnaphthalene, total	1.0688 0.8631	1.0573	1.0344	0.9577	0.9080	Ave		0.9815				8.7		15.0			
Coumarin	0.2298 0.1961	0.2180	0.2247	0.2245	0.1926	Ave		0.2143				7.4		15.0			
Dimethyl phthalate	1.3089 1.0494	1.2418	1.2031	1.1654	1.0905	Ave		1.1765				8.2		15.0			
2,6-Dinitrotoluene	0.2432 0.2675	0.2650	0.2743	0.2874	0.2762	Ave		0.2689				5.5		15.0			
Acenaphthylene	2.0024 1.6047	1.9974	1.9116	1.7964	1.6884	Ave		1.8335				9.0		15.0			
3-Nitroaniline	0.3163 0.3065	0.3091	0.3118	0.3218	0.3073	Ave		0.3121				1.9		15.0			
Acenaphthene	1.1969 0.9632	1.1910	1.1264	1.0549	1.0180	Ave		1.0917				8.7		30.0			
3,5-di-tert-butyl-4-hydroxytol	1.1509 0.9310	1.1100	1.1234	1.0480	1.0040	Ave		1.0612				7.8		15.0			

Note: The m1 coefficient is the same as Ave RRF for an Ave curve type.

FORM VI
GC/MS SEMI VOA INITIAL CALIBRATION DATA
INTERNAL STANDARD CURVE EVALUTION

Lab Name: TestAmerica Edison Job No.: 460-32106-1 Analy Batch No.: 89373

SDG No.:

Instrument ID: BNAMS5 GC Column: Rtx-5MS ID: 0.25(mm) Heated Purge: (Y/N) N

Calibration Start Date: 10/11/2011 12:04 Calibration End Date: 10/11/2011 14:20 Calibration ID: 12667

ANALYTE	RRF					CURVE TYPE	COEFFICIENT			#	MIN RRF	%RSD	#	MAX %RSD	R^2 OR COD	#	MIN R^2 OR COD
	LVL 1 LVL 6	LVL 2	LVL 3	LVL 4	LVL 5		B	M1	M2								
2,4-Dinitrophenol	0.1059 0.1784	0.1181	0.1468	0.1811	0.1683	QuaF		6.4848	-1.697		0.0500				0.9936		0.9900
4-Nitrophenol	0.2134 0.2121	0.2126	0.2234	0.2402	0.2100	Ave		0.2186			0.0500	5.3		15.0			
Dibenzofuran	1.7769 1.3441	1.6991	1.6030	1.5207	1.4502	Ave		1.5656				10.2		15.0			
2,4-Dinitrotoluene	0.3616 0.3537	0.3486	0.3521	0.3690	0.3546	Ave		0.3566				2.1		15.0			
1-Naphthylamine	1.1004 0.9533	1.0687	1.0969	1.0276	0.9930	Ave		1.0400				5.7		30.0			
2,3,4,6-Tetrachlorophenol	0.2979 0.2905	0.2984	0.2859	0.3100	0.2920	Ave		0.2958				2.8		30.0			
2-Naphthylamine	1.0716 0.9162	1.1440	1.1463	0.9883	0.9942	Ave		1.0434				8.9		15.0			
Diethyl phthalate	1.2526 1.0999	1.1969	1.1820	1.1843	1.1276	Ave		1.1739				4.6		15.0			
Fluorene	1.3530 1.1108	1.3640	1.3301	1.2518	1.1573	Ave		1.2612				8.5		15.0			
4-Chlorophenyl phenyl ether	0.6770 0.5125	0.6575	0.6167	0.5927	0.5613	Ave		0.6030				10.1		15.0			
4-Nitroaniline	0.3013 0.2872	0.2803	0.2931	0.2953	0.2784	Ave		0.2893				3.1		15.0			
4,6-Dinitro-2-methylphenol	0.1194 0.1488	0.1325	0.1406	0.1522	0.1428	Ave		0.1394				8.6		15.0			
N-Nitrosodiphenylamine	0.7059 0.5323	0.6444	0.5876	0.5859	0.5612	Ave		0.6029				10.4		30.0			
1,2-Diphenylhydrazine	0.8741 0.8450	1.0378	0.9647	0.9153	0.8891	Ave		0.9210				7.6		15.0			
4-Bromophenyl phenyl ether	0.2630 0.2122	0.2527	0.2392	0.2266	0.2170	Ave		0.2351				8.6		15.0			
Hexachlorobenzene	0.2831 0.2332	0.2842	0.2687	0.2584	0.2466	Ave		0.2623				7.7		15.0			
Atrazine	0.2285 0.1752	0.2177	0.2161	0.2067	0.1852	Ave		0.2049				10.0		15.0			
Pentachlorophenol	0.1399 0.1597	0.1512	0.1478	0.1707	0.1499	Ave		0.1532				7.0		30.0			
n-Octadecane	0.5364 0.4757	0.5508	0.5452	0.4993	0.5207	Ave		0.5214				5.6		15.0			
Phenanthrene	1.2721 1.0041	1.2442	1.1798	1.1066	1.0521	Ave		1.1432				9.4		15.0			

Note: The m1 coefficient is the same as Ave RRF for an Ave curve type.

FORM VI
GC/MS SEMI VOA INITIAL CALIBRATION DATA
INTERNAL STANDARD CURVE EVALUTION

Lab Name: TestAmerica Edison Job No.: 460-32106-1 Analy Batch No.: 89373

SDG No.:

Instrument ID: BNAMS5 GC Column: Rtx-5MS ID: 0.25(mm) Heated Purge: (Y/N) N

Calibration Start Date: 10/11/2011 12:04 Calibration End Date: 10/11/2011 14:20 Calibration ID: 12667

ANALYTE	RRF					CURVE TYPE	COEFFICIENT			#	MIN RRF	%RSD	#	MAX %RSD	R^2 OR COD	#	MIN R^2 OR COD
	LVL 1 LVL 6	LVL 2	LVL 3	LVL 4	LVL 5		B	M1	M2								
Anthracene	1.2483 1.0132	1.2625	1.1947	1.1462	1.0553	Ave		1.1534				8.8		15.0			
Carbazole	1.1028 0.9141	1.0678	1.0372	1.0159	0.9558	Ave		1.0156				6.9		15.0			
Di-n-butyl phthalate	1.2599 1.1116	1.2712	1.2321	1.2175	1.1533	Ave		1.2076				5.2		15.0			
Fluoranthene	1.2017 1.0020	1.1999	1.1545	1.1072	1.0423	Ave		1.1179				7.4		30.0			
Benzidine	0.2183 0.1157	0.4181	0.2777	0.1962	0.1200	Ave		0.2243				50.4	*	15.0			
Pyrene	1.4878 1.3054	1.5216	1.4256	1.3779	1.3764	Ave		1.4158				5.6		15.0			
Butyl benzyl phthalate	0.5999 0.5805	0.5869	0.5889	0.6021	0.6037	Ave		0.5937				1.6		15.0			
Carbamazepine	0.3783 0.5225	0.4058	0.4749	0.5232	0.5149	Ave		0.4699				13.5		15.0			
3,3'-Dichlorobenzidine	0.4119 0.3289	0.4053	0.3674	0.4051	0.3596	Ave		0.3797				8.7		15.0			
Benzo[a]anthracene	1.3653 1.0339	1.1643	1.1185	1.1161	1.0631	Ave		1.1435				10.3		15.0			
Chrysene	1.1800 1.1203	1.2221	1.1599	1.1572	1.1411	Ave		1.1634				3.0		15.0			
Bis(2-ethylhexyl) phthalate	0.7951 0.7916	0.7872	0.7828	0.8212	0.8057	Ave		0.7973				1.8		15.0			
Di-n-octyl phthalate	1.3947 1.3142	1.2961	1.3882	1.3550	1.3886	Ave		1.3561				3.1		30.0			
Benzo[b]fluoranthene	1.1295 1.0741	1.0549	1.0400	1.1347	1.0701	Ave		1.0839				3.6		15.0			
Benzo[k]fluoranthene	1.4743 1.1394	1.3365	1.3164	1.1930	1.2518	Ave		1.2852				9.2		15.0			
Benzo[a]pyrene	0.9908 0.9168	0.9092	0.9155	0.9649	0.9443	Ave		0.9402				3.5		30.0			
Indeno[1,2,3-cd]pyrene	0.7912 0.8943	0.7006	0.7230	0.8720	0.8444	Ave		0.8042				9.9		15.0			
Dibenz(a,h)anthracene	0.5686 0.9216	0.8012	0.8186	0.9669	0.9235	LinF		0.9251							0.9988		0.9900
Benzo[g,h,i]perylene	0.8203 0.9373	0.8726	0.8715	0.9680	0.9403	Ave		0.9017				6.2		15.0			
2-Fluorophenol	1.3125 1.2079	1.2617	1.3409	1.2954	1.1677	Ave		1.2644				5.2		15.0			

Note: The m1 coefficient is the same as Ave RRF for an Ave curve type.

FORM VI
GC/MS SEMI VOA INITIAL CALIBRATION DATA
INTERNAL STANDARD CURVE EVALUTION

Lab Name: TestAmerica Edison Job No.: 460-32106-1 Analy Batch No.: 89373

SDG No.:

Instrument ID: BNAMS5 GC Column: Rtx-5MS ID: 0.25(mm) Heated Purge: (Y/N) N

Calibration Start Date: 10/11/2011 12:04 Calibration End Date: 10/11/2011 14:20 Calibration ID: 12667

ANALYTE	RRF					CURVE TYPE	COEFFICIENT			#	MIN RRF	%RSD	#	MAX %RSD	R^2 OR COD	#	MIN R^2 OR COD
	LVL 1 LVL 6	LVL 2	LVL 3	LVL 4	LVL 5		B	M1	M2								
Phenol-d5	1.6818 1.3871	1.5609	1.6191	1.5156	1.3433	Ave		1.5180				8.7		15.0			
Nitrobenzene-d5	0.3687 0.3524	0.3769	0.3914	0.3707	0.3543	Ave		0.3691				3.9		15.0			
2-Fluorobiphenyl	1.4777 1.1982	1.4590	1.4438	1.3072	1.2789	Ave		1.3608				8.5		15.0			
2,4,6-Tribromophenol	0.2213 0.2146	0.2035	0.2237	0.2224	0.2067	Ave		0.2154				4.0		15.0			
Terphenyl-d14	1.0335 0.9125	1.0363	1.0349	0.9521	0.9543	Ave		0.9873				5.5		15.0			

Note: The m1 coefficient is the same as Ave RRF for an Ave curve type.

FORM VI
GC/MS SEMI VOA INITIAL CALIBRATION DATA
INTERNAL STANDARD RESPONSE AND CONCENTRATION

Lab Name: TestAmerica Edison Job No.: 460-32106-1 Analy Batch No.: 89373

SDG No.:

Instrument ID: BNAMS5 GC Column: Rtx-5MS ID: 0.25(mm) Heated Purge: (Y/N) N

Calibration Start Date: 10/11/2011 12:04 Calibration End Date: 10/11/2011 14:20 Calibration ID: 12667

Calibration Files:

LEVEL:	LAB SAMPLE ID:	LAB FILE ID:
Level 1	IC 460-89373/4	x18460.d
Level 2	IC 460-89373/7	x18463.d
Level 3	IC 460-89373/6	x18462.d
Level 4	ICIS 460-89373/2	x18458.d
Level 5	IC 460-89373/5	x18461.d
Level 6	IC 460-89373/3	x18459.d

ANALYTE	IS REF	CURVE TYPE	RESPONSE					CONCENTRATION (UG/ML)				
			LVL 1 LVL 6	LVL 2	LVL 3	LVL 4	LVL 5	LVL 1 LVL 6	LVL 2	LVL 3	LVL 4	LVL 5
1,4-Dioxane	DCB	Ave	28662 533787	60602	111425	264609	380158	5.00 120	10.0	20.0	50.0	80.0
N-Nitrosodimethylamine	DCB	Ave	40066 760301	86879	155909	383962	533840	5.00 120	10.0	20.0	50.0	80.0
Pyridine	DCB	Ave	65580 1319782	151038	290459	652508	903432	5.00 120	10.0	20.0	50.0	80.0
2,3,7,8-TCDD (Screen)	CRY	Ave	+++++ +++++	+++++	+++++	2480	+++++	+++++ +++++	+++++	+++++	0.500	+++++
Benzaldehyde	DCB	Ave	55086 +++++	78421	118723	254478	163669	5.00 +++++	10.0	20.0	50.0	80.0
Aniline	DCB	Ave	110656 1794981	234016	423490	945733	1311117	5.00 120	10.0	20.0	50.0	80.0
Phenol	DCB	Ave	108453 1687989	221977	404336	896264	1201649	5.00 120	10.0	20.0	50.0	80.0
Bis(2-chloroethyl)ether	DCB	Ave	9159 1284825	158322	291084	646180	929556	0.500 120	10.0	20.0	50.0	80.0
2-Chlorophenol	DCB	Ave	90338 1449393	180807	340638	748545	1032858	5.00 120	10.0	20.0	50.0	80.0
Decane	DCB	Ave	103395 1591710	213396	414206	876595	1213772	5.00 120	10.0	20.0	50.0	80.0
1,3-Dichlorobenzene	DCB	Ave	94725 1627693	203856	374455	843128	1214501	5.00 120	10.0	20.0	50.0	80.0
1,4-Dichlorobenzene	DCB	Ave	97752 1606982	202562	374391	843553	1214553	5.00 120	10.0	20.0	50.0	80.0
Benzyl alcohol	DCB	Ave	51534 862714	105564	201065	467199	630076	5.00 120	10.0	20.0	50.0	80.0
1,2-Dichlorobenzene	DCB	Ave	92991 1402009	192756	352368	768727	1075642	5.00 120	10.0	20.0	50.0	80.0
o-Cresol	DCB	Ave	75968 1177208	151034	284280	624579	839631	5.00 120	10.0	20.0	50.0	80.0
2,2'-oxybis[1-chloropropane]	DCB	Ave	129300 1938762	266830	482365	1056163	1443979	5.00 120	10.0	20.0	50.0	80.0

FORM VI
GC/MS SEMI VOA INITIAL CALIBRATION DATA
INTERNAL STANDARD RESPONSE AND CONCENTRATION

Lab Name: TestAmerica Edison Job No.: 460-32106-1 Analy Batch No.: 89373

SDG No.:

Instrument ID: BNAMS5 GC Column: Rtx-5MS ID: 0.25(mm) Heated Purge: (Y/N) N

Calibration Start Date: 10/11/2011 12:04 Calibration End Date: 10/11/2011 14:20 Calibration ID: 12667

ANALYTE	IS REF	CURVE TYPE	RESPONSE					CONCENTRATION (UG/ML)				
			LVL 1 LVL 6	LVL 2	LVL 3	LVL 4	LVL 5	LVL 1 LVL 6	LVL 2	LVL 3	LVL 4	LVL 5
o-Toluidine	DCB	Ave	88883 1549116	185265	367317	808176	1129580	5.00 120	10.0	20.0	50.0	80.0
Acetophenone	DCB	Ave	111207 1765108	208729	413015	903063	1278210	5.00 120	10.0	20.0	50.0	80.0
N-Nitrosodi-n-propylamine	DCB	Ave	5766 907810	110948	210625	475645	675792	0.500 120	10.0	20.0	50.0	80.0
4-Methylphenol	DCB	Ave	87156 1236630	169737	313956	680671	898984	5.00 120	10.0	20.0	50.0	80.0
m & p - Cresol	DCB	Ave	87156 1236630	169737	318379	680671	898984	5.00 120	10.0	20.0	50.0	80.0
Hexachloroethane	DCB	Ave	3652 612031	73952	140098	307302	455433	0.500 120	10.0	20.0	50.0	80.0
Nitrobenzene	NPT	Ave	10909 1802104	227822	425810	948816	1325974	0.500 120	10.0	20.0	50.0	80.0
n,n'-Dimethylaniline	DCB	Ave	9759 1898125	254538	476647	1034965	1419095	0.500 120	10.0	20.0	50.0	80.0
Isophorone	NPT	Ave	136980 2347717	272991	524026	1226385	1651768	5.00 120	10.0	20.0	50.0	80.0
2-Nitrophenol	NPT	Ave	43062 790054	90249	169141	398290	561961	5.00 120	10.0	20.0	50.0	80.0
2,4-Dimethylphenol	NPT	Ave	77117 1210975	148471	279083	628920	853758	5.00 120	10.0	20.0	50.0	80.0
Bis(2-chloroethoxy)methane	NPT	Ave	83571 1416821	167690	320682	731616	1044641	5.00 120	10.0	20.0	50.0	80.0
Benzoic acid	NPT	LinF	29966 939925	71032	170945	436117	630269	5.00 120	10.0	20.0	50.0	80.0
2,4-Dichlorophenol	NPT	Ave	68810 1055863	135483	252530	570485	772260	5.00 120	10.0	20.0	50.0	80.0
1,2,4-Trichlorobenzene	NPT	Ave	7458 1184381	147491	277737	620328	877547	0.500 120	10.0	20.0	50.0	80.0
Naphthalene	NPT	Ave	247312 3867366	492984	922272	2019586	2876672	5.00 120	10.0	20.0	50.0	80.0
4-Chloroaniline	NPT	Ave	84926 1454359	176365	338612	758887	1058917	5.00 120	10.0	20.0	50.0	80.0
Hexachlorobutadiene	NPT	Ave	8712 681200	87120	158668	358018	510804	1.00 120	10.0	20.0	50.0	80.0
Caprolactam	NPT	Ave	19983 362112	37935	84565	183198	259904	5.00 120	10.0	20.0	50.0	80.0
4-Chloro-3-methylphenol	NPT	Ave	63615 1087751	119420	234583	562904	753888	5.00 120	10.0	20.0	50.0	80.0
2-Methylnaphthalene	NPT	Ave	158326 2466971	308943	583040	1318567	1817346	5.00 120	10.0	20.0	50.0	80.0

FORM VI
GC/MS SEMI VOA INITIAL CALIBRATION DATA
INTERNAL STANDARD RESPONSE AND CONCENTRATION

Lab Name: TestAmerica Edison Job No.: 460-32106-1 Analy Batch No.: 89373

SDG No.:

Instrument ID: BNAMS5 GC Column: Rtx-5MS ID: 0.25(mm) Heated Purge: (Y/N) N

Calibration Start Date: 10/11/2011 12:04 Calibration End Date: 10/11/2011 14:20 Calibration ID: 12667

ANALYTE	IS REF	CURVE TYPE	RESPONSE					CONCENTRATION (UG/ML)				
			LVL 1 LVL 6	LVL 2	LVL 3	LVL 4	LVL 5	LVL 1 LVL 6	LVL 2	LVL 3	LVL 4	LVL 5
1-Methylnaphthalene	NPT	Ave	159631 2481688	305674	611901	1329084	1816900	5.00 120	10.0	20.0	50.0	80.0
Hexachlorocyclopentadiene	ANT	Ave	20578 524492	48865	112692	280437	376319	5.00 120	10.0	20.0	50.0	80.0
1,2,4,5-Tetrachlorobenzene	ANT	Ave	69648 1013768	131600	266963	559308	751784	5.00 120	10.0	20.0	50.0	80.0
2-tertbutyl-4-methylphenol	NPT	Ave	106699 1693461	202060	404493	903304	1225777	5.00 120	10.0	20.0	50.0	80.0
2,4,6-Trichlorophenol	ANT	Ave	43773 739219	85926	163391	387771	527424	5.00 120	10.0	20.0	50.0	80.0
2,4,5-Trichlorophenol	ANT	Ave	44940 795766	88268	169172	405649	541294	5.00 120	10.0	20.0	50.0	80.0
Diphenyl	ANT	Ave	195984 2664965	351886	699357	1485981	1995128	5.00 120	10.0	20.0	50.0	80.0
2-Chloronaphthalene	ANT	Ave	136876 2060414	270372	500222	1098867	1509646	5.00 120	10.0	20.0	50.0	80.0
Diphenyl ether	ANT	Ave	97833 1592009	196181	369385	850902	1149491	5.00 120	10.0	20.0	50.0	80.0
2-Nitroaniline	ANT	Ave	78240 705907	73218	143949	372303	485817	10.0 120	10.0	20.0	50.0	80.0
Dimethylnaphthalene, total	ANT	Ave	117340 1861268	230559	449830	999072	1351150	5.00 120	10.0	20.0	50.0	80.0
Coumarin	NPT	Ave	48761 802200	92669	187147	433561	567051	5.00 120	10.0	20.0	50.0	80.0
Dimethyl phthalate	ANT	Ave	143711 2262984	270811	523202	1215696	1622684	5.00 120	10.0	20.0	50.0	80.0
2,6-Dinitrotoluene	ANT	Ave	5341 576865	57783	119305	299781	410949	1.00 120	10.0	20.0	50.0	80.0
Acenaphthylene	ANT	Ave	219843 3460568	435576	831331	1873926	2512304	5.00 120	10.0	20.0	50.0	80.0
3-Nitroaniline	ANT	Ave	69456 661046	67403	135612	335661	457322	10.0 120	10.0	20.0	50.0	80.0
Acenaphthene	ANT	Ave	131415 2077041	259720	489837	1100476	1514825	5.00 120	10.0	20.0	50.0	80.0
3,5-di-tert-butyl-4-hydroxytol	ANT	Ave	126364 2007762	242055	488533	1093234	1493961	5.00 120	10.0	20.0	50.0	80.0
2,4-Dinitrophenol	ANT	QuaF	34869 384786	51500	95743	188871	250372	15.0 120	20.0	30.0	50.0	80.0
4-Nitrophenol	ANT	Ave	70302 457309	92716	145724	250606	312442	15.0 120	20.0	30.0	50.0	80.0
Dibenzofuran	ANT	Ave	195084 2898440	370519	697118	1586289	2157915	5.00 120	10.0	20.0	50.0	80.0

FORM VI
GC/MS SEMI VOA INITIAL CALIBRATION DATA
INTERNAL STANDARD RESPONSE AND CONCENTRATION

Lab Name: TestAmerica Edison Job No.: 460-32106-1 Analy Batch No.: 89373

SDG No.:

Instrument ID: BNAMS5 GC Column: Rtx-5MS ID: 0.25(mm) Heated Purge: (Y/N) N

Calibration Start Date: 10/11/2011 12:04 Calibration End Date: 10/11/2011 14:20 Calibration ID: 12667

ANALYTE	IS REF	CURVE TYPE	RESPONSE					CONCENTRATION (UG/ML)				
			LVL 1 LVL 6	LVL 2	LVL 3	LVL 4	LVL 5	LVL 1 LVL 6	LVL 2	LVL 3	LVL 4	LVL 5
2,4-Dinitrotoluene	ANT	Ave	7941 762723	76016	153131	384936	527611	1.00 120	10.0	20.0	50.0	80.0
1-Naphthylamine	ANT	Ave	120815 2055700	233054	477007	1071925	1477574	5.00 120	10.0	20.0	50.0	80.0
2,3,4,6-Tetrachlorophenol	ANT	Ave	32709 626465	65063	124340	323346	434562	5.00 120	10.0	20.0	50.0	80.0
2-Naphthylamine	ANT	Ave	117651 1975814	249472	498486	1030933	1479447	5.00 120	10.0	20.0	50.0	80.0
Diethyl phthalate	ANT	Ave	137527 2371998	261015	514024	1235369	1677914	5.00 120	10.0	20.0	50.0	80.0
Fluorene	ANT	Ave	148548 2395453	297444	578409	1305831	1722074	5.00 120	10.0	20.0	50.0	80.0
4-Chlorophenyl phenyl ether	ANT	Ave	74333 1105175	143388	268178	618329	835228	5.00 120	10.0	20.0	50.0	80.0
4-Nitroaniline	ANT	Ave	66169 619270	61128	127449	308006	414280	10.0 120	10.0	20.0	50.0	80.0
4,6-Dinitro-2-methylphenol	PHN	Ave	57456 487368	81393	133497	240362	317153	15.0 120	20.0	30.0	50.0	80.0
N-Nitrosodiphenylamine	PHN	Ave	113199 1742978	197874	371915	924996	1246556	5.00 120	10.0	20.0	50.0	80.0
1,2-Diphenylhydrazine	PHN	Ave	140166 2766752	318671	610567	1445061	1975159	5.00 120	10.0	20.0	50.0	80.0
4-Bromophenyl phenyl ether	PHN	Ave	42175 694903	77598	151414	357757	482140	5.00 120	10.0	20.0	50.0	80.0
Hexachlorobenzene	PHN	Ave	4540 763422	87254	170050	408001	547697	0.500 120	10.0	20.0	50.0	80.0
Atrazine	PHN	Ave	36636 573577	66836	136753	326406	411474	5.00 120	10.0	20.0	50.0	80.0
Pentachlorophenol	PHN	Ave	67302 522855	92886	140349	269464	332998	15.0 120	20.0	30.0	50.0	80.0
n-Octadecane	PHN	Ave	86015 1557757	169130	345046	788266	1156724	5.00 120	10.0	20.0	50.0	80.0
Phenanthrene	PHN	Ave	203999 3287860	382060	746689	1747101	2337224	5.00 120	10.0	20.0	50.0	80.0
Anthracene	PHN	Ave	200169 3317526	387666	756098	1809586	2344314	5.00 120	10.0	20.0	50.0	80.0
Carbazole	PHN	Ave	176847 2993221	327888	656451	1603808	2123229	5.00 120	10.0	20.0	50.0	80.0
Di-n-butyl phthalate	PHN	Ave	202033 3639844	390342	779809	1922120	2562006	5.00 120	10.0	20.0	50.0	80.0
Fluoranthene	PHN	Ave	192708 3281016	368442	730691	1747962	2315383	5.00 120	10.0	20.0	50.0	80.0

FORM VI
GC/MS SEMI VOA INITIAL CALIBRATION DATA
INTERNAL STANDARD RESPONSE AND CONCENTRATION

Lab Name: TestAmerica Edison Job No.: 460-32106-1 Analy Batch No.: 89373

SDG No.:

Instrument ID: BNAMS5 GC Column: Rtx-5MS ID: 0.25(mm) Heated Purge: (Y/N) N

Calibration Start Date: 10/11/2011 12:04 Calibration End Date: 10/11/2011 14:20 Calibration ID: 12667

ANALYTE	IS REF	CURVE TYPE	RESPONSE					CONCENTRATION (UG/ML)				
			LVL 1 LVL 6	LVL 2	LVL 3	LVL 4	LVL 5	LVL 1 LVL 6	LVL 2	LVL 3	LVL 4	LVL 5
Benzidine	PHN	Ave	35012 378788	256758	263596	309821	266584	5.00 120	20.0	30.0	50.0	80.0
Pyrene	CRY	Ave	195356 3301537	372511	727256	1789629	2316563	5.00 120	10.0	20.0	50.0	80.0
Butyl benzyl phthalate	CRY	Ave	78769 1468214	143678	300444	782050	1016104	5.00 120	10.0	20.0	50.0	80.0
Carbamazepine	CRY	Ave	49679 1321323	99347	242261	679507	866631	5.00 120	10.0	20.0	50.0	80.0
3,3'-Dichlorobenzidine	CRY	Ave	108176 831752	198442	281173	526142	605278	10.0 120	20.0	30.0	50.0	80.0
Benzo[a]anthracene	CRY	Ave	17927 2614863	285041	570602	1449588	1789239	0.500 120	10.0	20.0	50.0	80.0
Chrysene	CRY	Ave	154937 2833282	299191	591747	1503037	1920522	5.00 120	10.0	20.0	50.0	80.0
Bis(2-ethylhexyl) phthalate	CRY	Ave	104403 2001880	192708	399374	1066613	1356014	5.00 120	10.0	20.0	50.0	80.0
Di-n-octyl phthalate	PRY	Ave	162754 3244341	273398	624850	1675044	2137940	5.00 120	10.0	20.0	50.0	80.0
Benzo[b]fluoranthene	PRY	Ave	13181 2651563	222523	468136	1402619	1647558	0.500 120	10.0	20.0	50.0	80.0
Benzo[k]fluoranthene	PRY	Ave	17205 2812905	281929	592551	1474680	1927241	0.500 120	10.0	20.0	50.0	80.0
Benzo[a]pyrene	PRY	Ave	11562 2263427	191782	412062	1192713	1453819	0.500 120	10.0	20.0	50.0	80.0
Indeno[1,2,3-cd]pyrene	PRY	Ave	9233 2207816	147779	325432	1077895	1300051	0.500 120	10.0	20.0	50.0	80.0
Dibenz(a,h)anthracene	PRY	LinF	6636 2275085	168999	368452	1195260	1421881	0.500 120	10.0	20.0	50.0	80.0
Benzo[g,h,i]perylene	PRY	Ave	95732 2313817	184070	392277	1196616	1447623	5.00 120	10.0	20.0	50.0	80.0
2-Fluorophenol	DCB	Ave	72052 1320784	146594	303793	672367	911310	5.00 120	10.0	20.0	50.0	80.0
Phenol-d5	DCB	Ave	92328 1516697	181357	366824	786607	1048286	5.00 120	10.0	20.0	50.0	80.0
Nitrobenzene-d5	NPT	Ave	78245 1441619	160204	325927	715807	1042802	5.00 120	10.0	20.0	50.0	80.0
2-Fluorobiphenyl	ANT	Ave	162238 2583963	318165	627880	1363596	1902961	5.00 120	10.0	20.0	50.0	80.0
2,4,6-Tribromophenol	ANT	Ave	24302 462772	44388	97285	232021	307614	5.00 120	10.0	20.0	50.0	80.0
Terphenyl-d14	CRY	Ave	135700 2307826	253694	527951	1236679	1606222	5.00 120	10.0	20.0	50.0	80.0

FORM VI
GC/MS SEMI VOA INITIAL CALIBRATION DATA
INTERNAL STANDARD RESPONSE AND CONCENTRATION

Lab Name: TestAmerica Edison Job No.: 460-32106-1 Analy Batch No.: 89373

SDG No.:

Instrument ID: BNAMS5 GC Column: Rtx-5MS ID: 0.25(mm) Heated Purge: (Y/N) N

Calibration Start Date: 10/11/2011 12:04 Calibration End Date: 10/11/2011 14:20 Calibration ID: 12667

Curve Type Legend:

Ave = Average ISTD
LinF = Linear ISTD forced zero
QuaF = Quadratic ISTD forced zero

FORM VII
GC/MS SEMI VOA CONTINUING CALIBRATION DATA

Lab Name: TestAmerica Edison Job No.: 460-32106-1

SDG No.:

Lab Sample ID: CCVIS 460-89382/2 Calibration Date: 10/11/2011 21:51

Instrument ID: BNAMS5 Calib Start Date: 10/11/2011 12:04

GC Column: Rtx-5MS ID: 0.25(mm) Calib End Date: 10/11/2011 14:20

Lab File ID: x18481.d Conc. Units: ug/L

ANALYTE	CURVE TYPE	AVE RRF	RRF	MIN RRF	CALC AMOUNT	SPIKE AMOUNT	%D	MAX %D
1,4-Dioxane	Ave	0.5034	0.4811		47800	50000	-4.4	20.0
N-Nitrosodimethylamine	Ave	0.7142	0.6870		48100	50000	-3.8	20.0
Pyridine	Ave	1.233	1.213		49200	50000	-1.6	20.0
Benzaldehyde	Ave	0.5805	0.6050		52100	50000	4.2	20.0
Aniline	Ave	1.840	1.784		48500	50000	-3.1	20.0
Phenol	Ave	1.747	1.636		46800	50000	-6.3	20.0
Bis(2-chloroethyl)ether	Ave	1.321	1.201		45400	50000	-9.1	20.0
2-Chlorophenol	Ave	1.466	1.387		47300	50000	-5.4	20.0
Decane	Ave	1.708	1.643		48100	50000	-3.8	20.0
1,3-Dichlorobenzene	Ave	1.634	1.599		48900	50000	-2.1	20.0
1,4-Dichlorobenzene	Ave	1.638	1.593		48600	50000	-2.7	20.0
Benzyl alcohol	Ave	0.8719	0.8299		47600	50000	-4.8	20.0
1,2-Dichlorobenzene	Ave	1.508	1.491		49400	50000	-1.1	20.0
2,2'-oxybis[1-chloropropane]	Ave	2.073	1.903		45900	50000	-8.2	20.0
o-Cresol	Ave	1.216	1.146		47200	50000	-5.7	20.0
o-Toluidine	Ave	1.543	1.499		48600	50000	-2.8	20.0
Acetophenone	Ave	1.773	1.678		47300	50000	-5.4	20.0
N-Nitrosodi-n-propylamine	Ave	0.9246	0.8743	0.0500	47300	50000	-5.4	20.0
4-Methylphenol	Ave	1.338	1.247		46600	50000	-6.8	20.0
m & p - Cresol	Ave	1.341	1.247		46500	50000	-7.0	20.0
Hexachloroethane	Ave	0.6093	0.5923		48600	50000	-2.8	20.0
Nitrobenzene	Ave	0.4906	0.4787		48800	50000	-2.4	20.0
n,n'-Dimethylaniline	Ave	1.937	1.962		50700	50000	1.3	20.0
Isophorone	Ave	0.6145	0.6074		49400	50000	-1.2	20.0
2-Nitrophenol	Ave	0.2014	0.1971		48900	50000	-2.2	20.0
2,4-Dimethylphenol	Ave	0.3266	0.3143		48100	50000	-3.8	20.0
Bis(2-chloroethoxy)methane	Ave	0.3756	0.3727		49600	50000	-0.8	20.0
Benzoic acid	LinF	0.1972	0.2162		48100	50000	-3.8	20.0
2,4-Dichlorophenol	Ave	0.2937	0.2924		49800	50000	-0.4	20.0
1,2,4-Trichlorobenzene	Ave	0.3235	0.3158		48800	50000	-2.4	20.0
Naphthalene	Ave	1.067	1.036		48600	50000	-2.9	20.0
4-Chloroaniline	Ave	0.3883	0.3905		50300	50000	0.6	20.0
Hexachlorobutadiene	Ave	0.1877	0.1855		49400	50000	-1.2	20.0
Caprolactam	Ave	0.0928	0.0982		52900	50000	5.8	20.0
4-Chloro-3-methylphenol	Ave	0.2793	0.2743		49100	50000	-1.8	20.0
2-Methylnaphthalene	Ave	0.6794	0.6607		48600	50000	-2.7	20.0
1-Methylnaphthalene	Ave	0.6864	0.6823		49700	50000	-0.6	20.0
Hexachlorocyclopentadiene	Ave	0.2393	0.2530	0.0500	52900	50000	5.7	20.0
2-tertbutyl-4-methylphenol	Ave	0.4604	0.4585		49800	50000	-0.4	20.0
2,4,6-Trichlorophenol	Ave	0.3729	0.3597		48200	50000	-3.6	20.0
2,4,5-Trichlorophenol	Ave	0.3875	0.3875		50000	50000	0.0	20.0

FORM VII
GC/MS SEMI VOA CONTINUING CALIBRATION DATA

Lab Name: TestAmerica Edison Job No.: 460-32106-1

SDG No.:

Lab Sample ID: CCVIS 460-89382/2 Calibration Date: 10/11/2011 21:51

Instrument ID: BNAMS5 Calib Start Date: 10/11/2011 12:04

GC Column: Rtx-5MS ID: 0.25(mm) Calib End Date: 10/11/2011 14:20

Lab File ID: x18481.d Conc. Units: ug/L

ANALYTE	CURVE TYPE	AVE RRF	RRF	MIN RRF	CALC AMOUNT	SPIKE AMOUNT	%D	MAX %D
Diphenyl	Ave	1.501	1.420		47300	50000	-5.4	20.0
2-Chloronaphthalene	Ave	1.110	1.055		47500	50000	-4.9	20.0
Diphenyl ether	Ave	0.8278	0.8062		48700	50000	-2.6	20.0
2-Nitroaniline	Ave	0.3390	0.3397		50100	50000	0.2	20.0
Dimethylnaphthalene, total	Ave	0.9815	0.9571		48800	50000	-2.5	20.0
Coumarin	Ave	0.2143	0.2165		50500	50000	1.0	20.0
Dimethyl phthalate	Ave	1.177	1.147		48800	50000	-2.5	20.0
2,6-Dinitrotoluene	Ave	0.2689	0.2750		51100	50000	2.3	20.0
Acenaphthylene	Ave	1.833	1.795		49000	50000	-2.1	20.0
3-Nitroaniline	Ave	0.3121	0.3154		50500	50000	1.0	20.0
Acenaphthene	Ave	1.092	1.043		47800	50000	-4.4	20.0
3,5-di-tert-butyl-4-hydroxytol	Ave	1.061	1.036		48800	50000	-2.4	20.0
2,4-Dinitrophenol	QuaF	0.1497	0.1491	0.0500	46000	50000	-8.0	20.0
4-Nitrophenol	Ave	0.2186	0.2155	0.0500	49300	50000	-1.4	20.0
Dibenzofuran	Ave	1.566	1.520		48500	50000	-2.9	20.0
2,4-Dinitrotoluene	Ave	0.3566	0.3509		49200	50000	-1.6	20.0
2-Naphthylamine	Ave	1.043	1.012		48500	50000	-3.0	20.0
Diethyl phthalate	Ave	1.174	1.153		49100	50000	-1.7	20.0
Fluorene	Ave	1.261	1.245		49400	50000	-1.3	20.0
4-Chlorophenyl phenyl ether	Ave	0.6030	0.5880		48800	50000	-2.5	20.0
4-Nitroaniline	Ave	0.2893	0.2892		50000	50000	-0.0	20.0
4,6-Dinitro-2-methylphenol	Ave	0.1394	0.1456		52200	50000	4.4	20.0
N-Nitrosodiphenylamine	Ave	0.6029	0.5855		48600	50000	-2.9	20.0
1,2-Diphenylhydrazine	Ave	0.9210	0.9044		49100	50000	-1.8	20.0
4-Bromophenyl phenyl ether	Ave	0.2351	0.2305		49000	50000	-2.0	20.0
Hexachlorobenzene	Ave	0.2623	0.2561		48800	50000	-2.4	20.0
Atrazine	Ave	0.2049	0.2053		50100	50000	0.2	20.0
Pentachlorophenol	Ave	0.1532	0.1631		53200	50000	6.5	20.0
n-Octadecane	Ave	0.5214	0.5029		48200	50000	-3.5	20.0
Phenanthrene	Ave	1.143	1.104		48300	50000	-3.4	20.0
Anthracene	Ave	1.153	1.153		50000	50000	0.0	20.0
Carbazole	Ave	1.016	1.002		49300	50000	-1.3	20.0
Di-n-butyl phthalate	Ave	1.208	1.230		50900	50000	1.9	20.0
Fluoranthene	Ave	1.118	1.126		50400	50000	0.7	20.0
Benzidine	Ave	0.2243	0.3011		67100	50000	34.2*	20.0
Pyrene	Ave	1.416	1.377		48600	50000	-2.7	20.0
Butyl benzyl phthalate	Ave	0.5937	0.6072		51100	50000	2.3	20.0
2,3,7,8-TCDD (Screen)	Ave	0.1909	0.2049		537	500	7.3	20.0
3,3'-Dichlorobenzidine	Ave	0.3797	0.4014		52900	50000	5.7	20.0
Benzo[a]anthracene	Ave	1.144	1.080		47200	50000	-5.6	20.0

FORM VII
GC/MS SEMI VOA CONTINUING CALIBRATION DATA

Lab Name: TestAmerica Edison Job No.: 460-32106-1

SDG No.:

Lab Sample ID: CCVIS 460-89382/2 Calibration Date: 10/11/2011 21:51

Instrument ID: BNAMS5 Calib Start Date: 10/11/2011 12:04

GC Column: Rtx-5MS ID: 0.25(mm) Calib End Date: 10/11/2011 14:20

Lab File ID: x18481.d Conc. Units: ug/L

ANALYTE	CURVE TYPE	AVE RRF	RRF	MIN RRF	CALC AMOUNT	SPIKE AMOUNT	%D	MAX %D
Chrysene	Ave	1.163	1.198		51500	50000	2.9	20.0
Bis(2-ethylhexyl) phthalate	Ave	0.7973	0.7996		50100	50000	0.3	20.0
Di-n-octyl phthalate	Ave	1.356	1.258		46400	50000	-7.2	20.0
Benzo[b]fluoranthene	Ave	1.084	0.999		46100	50000	-7.8	20.0
Benzo[k]fluoranthene	Ave	1.285	1.311		51000	50000	2.0	20.0
Benzo[a]pyrene	Ave	0.9402	0.9117		48500	50000	-3.0	20.0
Indeno[1,2,3-cd]pyrene	Ave	0.8042	0.7697		47900	50000	-4.3	20.0
Dibenz(a,h)anthracene	LinF	0.8334	0.9000		48600	50000	-2.7	20.0
Benzo[g,h,i]perylene	Ave	0.9017	0.9598		53200	50000	6.4	20.0
2-Fluorophenol	Ave	1.264	1.236		48900	50000	-2.2	20.0
Phenol-d5	Ave	1.518	1.431		47100	50000	-5.7	20.0
Nitrobenzene-d5	Ave	0.3691	0.3618		49000	50000	-2.0	20.0
2-Fluorobiphenyl	Ave	1.361	1.324		48700	50000	-2.7	20.0
2,4,6-Tribromophenol	Ave	0.2154	0.2243		52100	50000	4.1	20.0
Terphenyl-d14	Ave	0.9873	0.9711		49200	50000	-1.6	20.0

Data File: /chem/BNAMS5.i/8270/10-11-11/11oct11.b/x18457.d
Report Date: 11-Oct-2011 13:04

TestAmerica

Data file : /chem/BNAMS5.i/8270/10-11-11/11oct11.b/x18457.d
Lab Smp Id: DFTPP-1175410
Inj Date : 11-OCT-2011 11:29
Operator : BNA2 Inst ID: BNAMS5.i
Smp Info : DFTPP-1175410
Misc Info : 25 ppm bna 4589
Comment :
Method : /chem/BNAMS5.i/8270/10-11-11/11oct11.b/BNADFTPP.m
Meth Date : 11-Oct-2011 11:54 monica Quant Type: ESTD
Cal Date : Cal File:
Als bottle: 1 QC Sample: DFTPP
Dil Factor: 1.00000
Integrator: HP RTE Compound Sublist: all.sub
Target Version: 3.50 Sample Matrix: None
Processing Host: hpd1

RT	EXP RT	DLT RT	MASS	RESPONSE	CONCENTRATIONS ON-COL (ug/L)	FINAL (ug/L)	TARGET RANGE	RATIO
1 dftpp						CAS #:		
4.472	4.800	-0.328	198	543125			0.00- 100.00	100.00
4.472	4.800	-0.328	51	228450			30.00- 60.00	42.06
4.472	4.800	-0.328	68	3542			0.00- 2.00	1.85
4.472	4.800	-0.328	69	191549			0.00- 0.00	35.27
4.472	4.800	-0.328	70	1476			0.00- 2.00	0.77
4.472	4.800	-0.328	127	261930			40.00- 60.00	48.23
4.472	4.800	-0.328	197	2838			0.00- 1.00	0.52
4.472	4.800	-0.328	199	37160			5.00- 9.00	6.84
4.472	4.800	-0.328	275	140725			10.00- 30.00	25.91
4.472	4.800	-0.328	365	20352			1.00- 0.00	3.75
4.472	4.800	-0.328	441	79634			0.01- 100.00	79.93
4.472	4.800	-0.328	442	542442			40.00- 110.00	99.87
4.472	4.800	-0.328	443	99629			17.00- 23.00	18.37

Data File: x18457.d

Date: 11-OCT-2011 11:29

Client ID:

Instrument: BNAMS5.i

Sample Info: DFTPP-1175410

Operator: BNA2

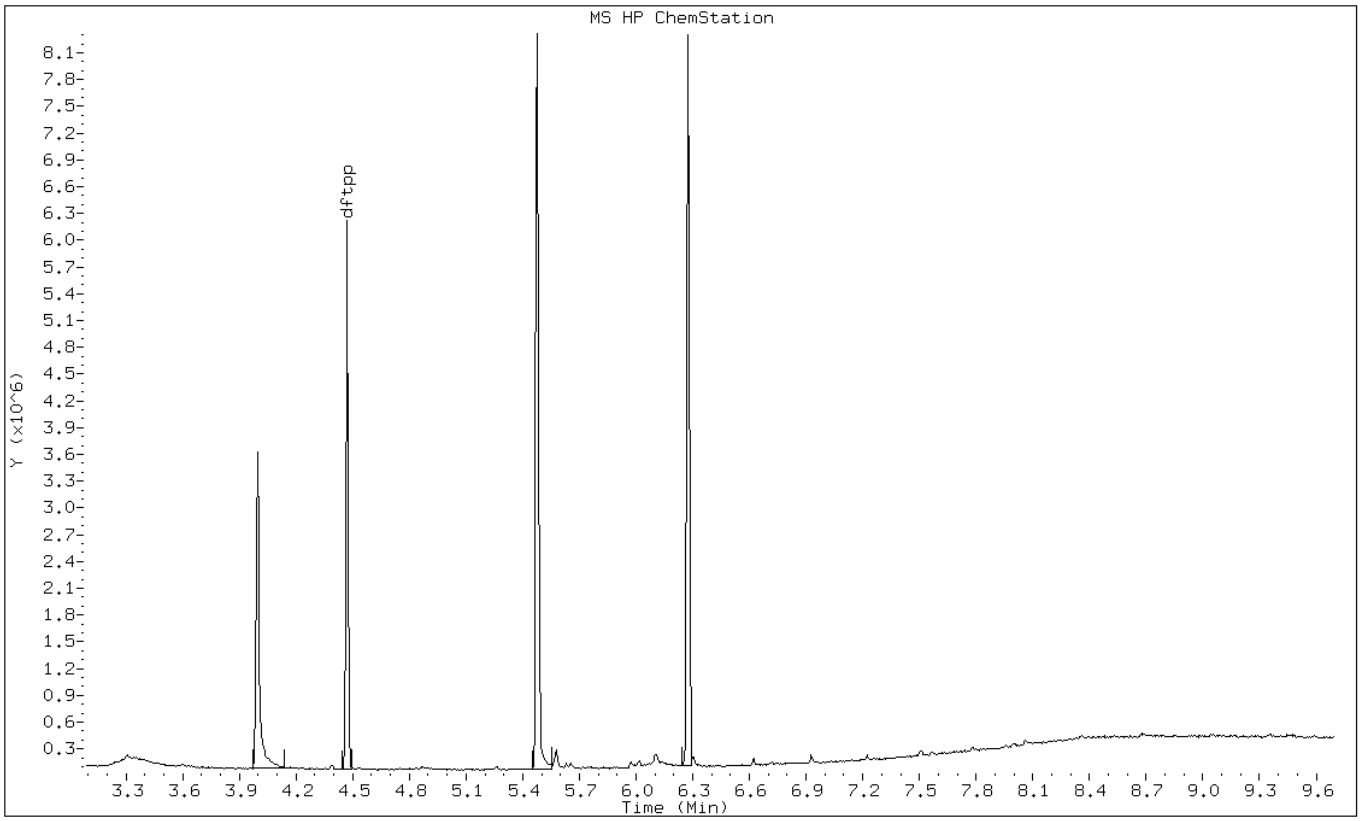

Data File: x18457.d

Date: 11-OCT-2011 11:29

Client ID: Instrument: BNAMS5.i

Sample Info: DFTPP-1175410 Operator: BNA2

1 dftpp

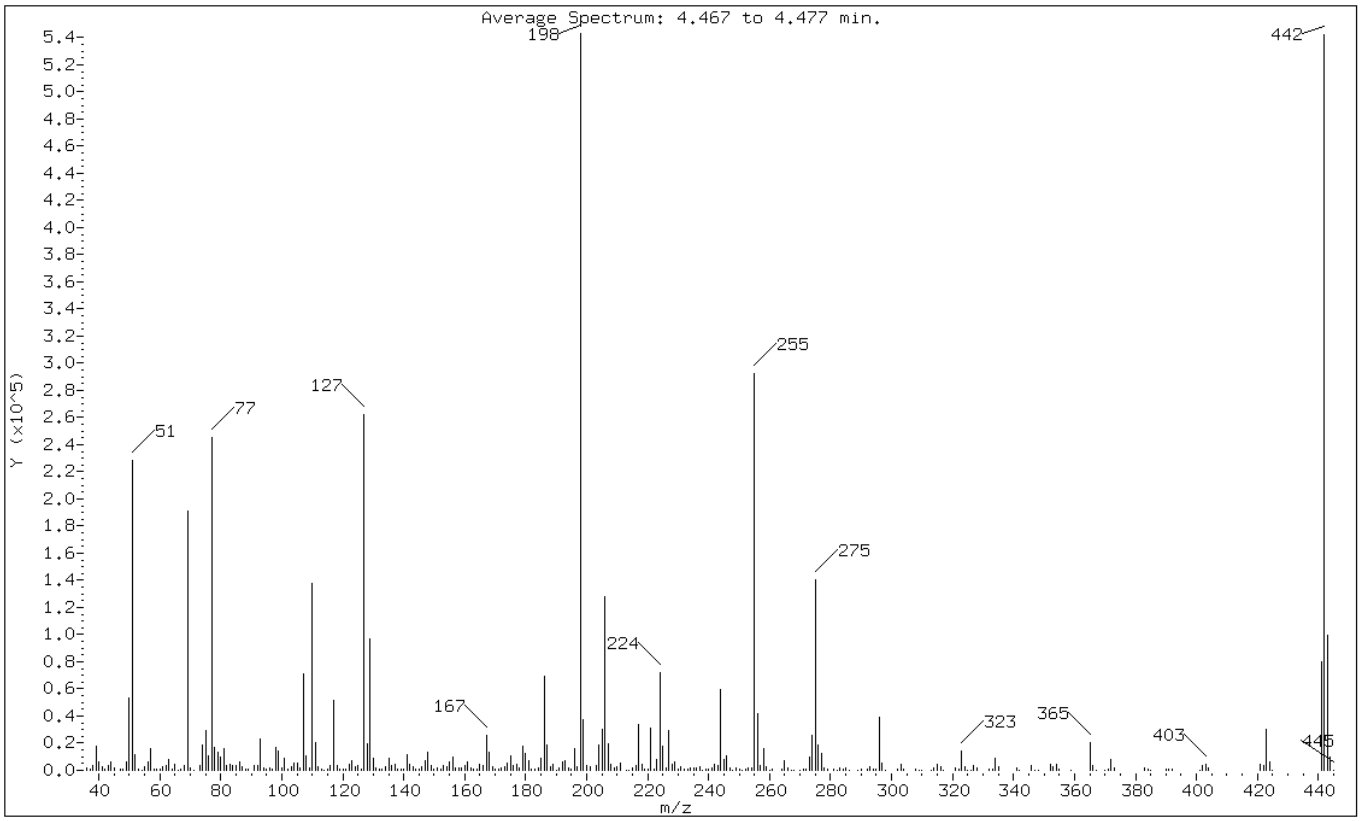

m/e	ION ABUNDANCE CRITERIA	% RELATIVE ABUNDANCE
198	Base Peak, 100% relative abundance	100.00
51	30.00 - 60.00% of mass 198	42.06
68	Less than 2.00% of mass 69	0.65 (1.85)
69	Mass 69 relative abundance	35.27
70	Less than 2.00% of mass 69	0.27 (0.77)
127	40.00 - 60.00% of mass 198	48.23
197	Less than 1.00% of mass 198	0.52
199	5.00 - 9.00% of mass 198	6.84
275	10.00 - 30.00% of mass 198	25.91
365	Greater than 1.00% of mass 198	3.75
441	0.01 - 100.00% of mass 443	14.66 (79.93)
442	40.00 - 110.00% of mass 198	99.87
443	17.00 - 23.00% of mass 442	18.34 (18.37)

Data File: x18457.d

Date: 11-OCT-2011 11:29

Client ID: Instrument: BNAMS5.i

Sample Info: DFTPP-1175410 Operator: BNA2

Data File: /chem/BNAMS5.i/8270/10-11-11/11oct11.b/x18457.d
Spectrum: Average Spectrum: 4.467 to 4.477 min.
Location of Maximum: 198.00
Number of points: 311

m/z	Y	m/z	Y	m/z	Y	m/z	Y
36.00	2063	117.00	51296	195.00	1205	278.00	1954
37.00	1216	118.00	3902	196.00	15750	279.00	506
38.00	3146	119.00	927	197.00	2838	281.00	766
39.00	17872	120.00	914	198.00	543104	282.00	410
40.00	6458	121.00	672	199.00	37160	283.00	1745
41.00	3058	122.00	4701	200.00	3307	284.00	1016
42.00	1203	123.00	7307	201.00	2489	285.00	2179
43.00	3405	124.00	3084	203.00	3720	286.00	180
44.00	6113	125.00	3246	204.00	18400	289.00	269
45.00	1744	126.00	1200	205.00	30552	290.00	483
47.00	932	127.00	261888	206.00	128224	292.00	813
48.00	533	128.00	19632	207.00	19328	293.00	2403
49.00	6018	129.00	97320	208.00	4640	294.00	527
50.00	53136	130.00	8854	209.00	1669	295.00	1045
51.00	228416	131.00	1397	210.00	2427	296.00	39184
52.00	11605	132.00	810	211.00	5345	297.00	5318
53.00	1177	133.00	1036	213.00	177	298.00	217
54.00	382	134.00	2652	214.00	170	302.00	771
55.00	2907	135.00	8942	215.00	1361	303.00	4653
56.00	6302	136.00	3212	216.00	3304	304.00	1213
57.00	15885	137.00	4665	217.00	33832	308.00	648
58.00	1039	138.00	1115	218.00	4673	309.00	230
59.00	488	139.00	694	219.00	564	310.00	435
60.00	897	140.00	991	220.00	703	313.00	292
61.00	2749	141.00	11655	221.00	31536	314.00	1975
62.00	3568	142.00	4037	222.00	1147	315.00	4547
63.00	7674	143.00	2879	223.00	8210	316.00	2530
64.00	1058	144.00	813	224.00	71584	317.00	330
65.00	4737	145.00	987	225.00	18176	321.00	1381
66.00	384	146.00	2395	226.00	1633	322.00	601
67.00	1082	147.00	6761	227.00	29504	323.00	14308
68.00	3542	148.00	13517	228.00	4608	324.00	2562
69.00	191488	149.00	3333	229.00	6312	325.00	186
70.00	1476	150.00	1054	230.00	987	326.00	220
71.00	431	151.00	2055	231.00	2904	327.00	3431
73.00	3374	152.00	1021	232.00	584	328.00	1592
74.00	18288	153.00	3730	233.00	461	332.00	1026
75.00	29296	154.00	2977	234.00	1754	333.00	1287
76.00	10647	155.00	6653	235.00	2213	334.00	9268
77.00	244928	156.00	9868	236.00	1625	335.00	2415

78.00	17136	157.00	2007	237.00	2380	341.00	1745
79.00	12947	158.00	2166	238.00	418	342.00	427
80.00	9943	159.00	2016	239.00	1151	346.00	3177
81.00	15906	160.00	3857	240.00	950	347.00	311
82.00	3873	161.00	5960	241.00	1546	348.00	209
83.00	4564	162.00	1704	242.00	4055	352.00	4210
84.00	3749	163.00	607	243.00	3823	353.00	2961
85.00	3949	164.00	583	244.00	59280	354.00	4583
86.00	5989	165.00	4772	245.00	7837	355.00	1079
87.00	2354	166.00	3948	246.00	10807	359.00	236
88.00	1147	167.00	25776	247.00	2002	365.00	20352
89.00	456	168.00	12948	248.00	294	366.00	3167
91.00	3995	169.00	2581	249.00	1988	367.00	180
92.00	3651	170.00	914	250.00	536	370.00	278
93.00	23080	171.00	1077	251.00	352	371.00	1003
94.00	1577	172.00	1992	252.00	618	372.00	7747
95.00	1063	173.00	2968	253.00	1410	373.00	1970
96.00	1918	174.00	5265	254.00	2011	383.00	2102
97.00	958	175.00	10489	255.00	292416	384.00	472
98.00	17144	176.00	3183	256.00	42160	385.00	202
99.00	14275	177.00	4378	257.00	3335	390.00	969
100.00	1643	178.00	1487	258.00	15721	391.00	798
101.00	8864	179.00	17840	259.00	3051	392.00	449
102.00	486	180.00	12863	260.00	272	401.00	305
103.00	3081	181.00	6771	261.00	554	402.00	3240
104.00	5434	182.00	868	264.00	848	403.00	4855
105.00	5744	183.00	493	265.00	6957	404.00	1420
106.00	1953	184.00	1375	266.00	1549	421.00	4263
107.00	70792	185.00	9002	267.00	233	422.00	3757
108.00	11012	186.00	69664	268.00	352	423.00	30624
109.00	2218	187.00	18768	270.00	301	424.00	5873
110.00	137536	188.00	2273	271.00	768	425.00	235
111.00	20480	189.00	4112	272.00	886	441.00	79632
112.00	2600	190.00	387	273.00	9811	442.00	542400
113.00	982	191.00	2103	274.00	26208	443.00	99624
114.00	235	192.00	5948	275.00	140672	444.00	9471
115.00	453	193.00	6915	276.00	18304	445.00	414
116.00	3651	194.00	1340	277.00	12311		

Data File: /chem/BNAMS5.i/8270/10-11-11/11oct11a.b/x18480.d
Report Date: 11-Oct-2011 23:23

TestAmerica

Data file : /chem/BNAMS5.i/8270/10-11-11/11oct11a.b/x18480.d
Lab Smp Id: DFTPP-1175410
Inj Date : 11-OCT-2011 21:37
Operator : BNA2 Inst ID: BNAMS5.i
Smp Info : DFTPP-1175410
Misc Info : 25 ppm bna 4589
Comment   :
Method   : /chem/BNAMS5.i/8270/10-11-11/11oct11a.b/BNADFTPP.m
Meth Date : 11-Oct-2011 11:54 monica Quant Type: ESTD
Cal Date : Cal File:
Als bottle: 24 QC Sample: DFTPP
Dil Factor: 1.00000
Integrator: HP RTE Compound Sublist: all.sub
Target Version: 3.50 Sample Matrix: None

RT	EXP RT	DLT RT	MASS	RESPONSE	CONCENTRATIONS ON-COL (ug/L)	CONCENTRATIONS FINAL (ug/L)	TARGET RANGE	RATIO
1 dftpp						CAS #:		
4.472	4.800	-0.328	198	429525			0.00- 100.00	99.61
4.472	4.800	-0.328	51	186938			30.00- 60.00	43.52
4.472	4.800	-0.328	68	1988			0.00- 2.00	1.22
4.472	4.800	-0.328	69	162578			0.00- 0.00	37.85
4.472	4.800	-0.328	70	754			0.00- 2.00	0.46
4.472	4.800	-0.328	127	218738			40.00- 60.00	50.93
4.472	4.800	-0.328	197	1243			0.00- 1.00	0.29
4.472	4.800	-0.328	199	28565			5.00- 9.00	6.65
4.472	4.800	-0.328	275	110538			10.00- 30.00	25.73
4.472	4.800	-0.328	365	14647			1.00- 0.00	3.41
4.472	4.800	-0.328	441	62856			0.01- 100.00	79.77
4.472	4.800	-0.328	442	431210			40.00- 110.00	100.39
4.472	4.800	-0.328	443	78792			17.00- 23.00	18.27

Data File: x18480.d

Date: 11-OCT-2011 21:37

Client ID: Instrument: BNAMS5.i

Sample Info: DFTPP-1175410 Operator: BNA2

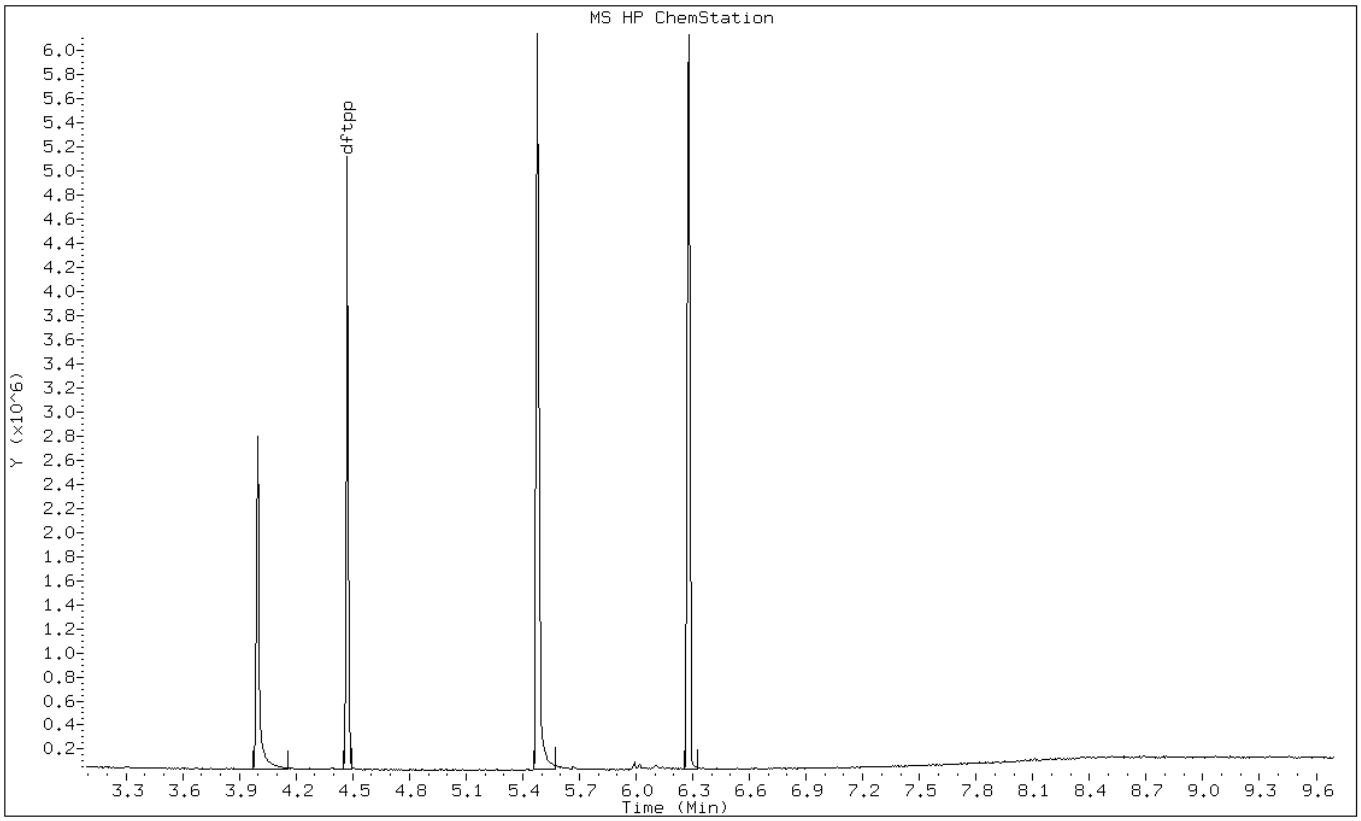

Data File: x18480.d

Date: 11-OCT-2011 21:37

Client ID: Instrument: BNAMS5.i

Sample Info: DFTPP-1175410 Operator: BNA2

1 dftpp

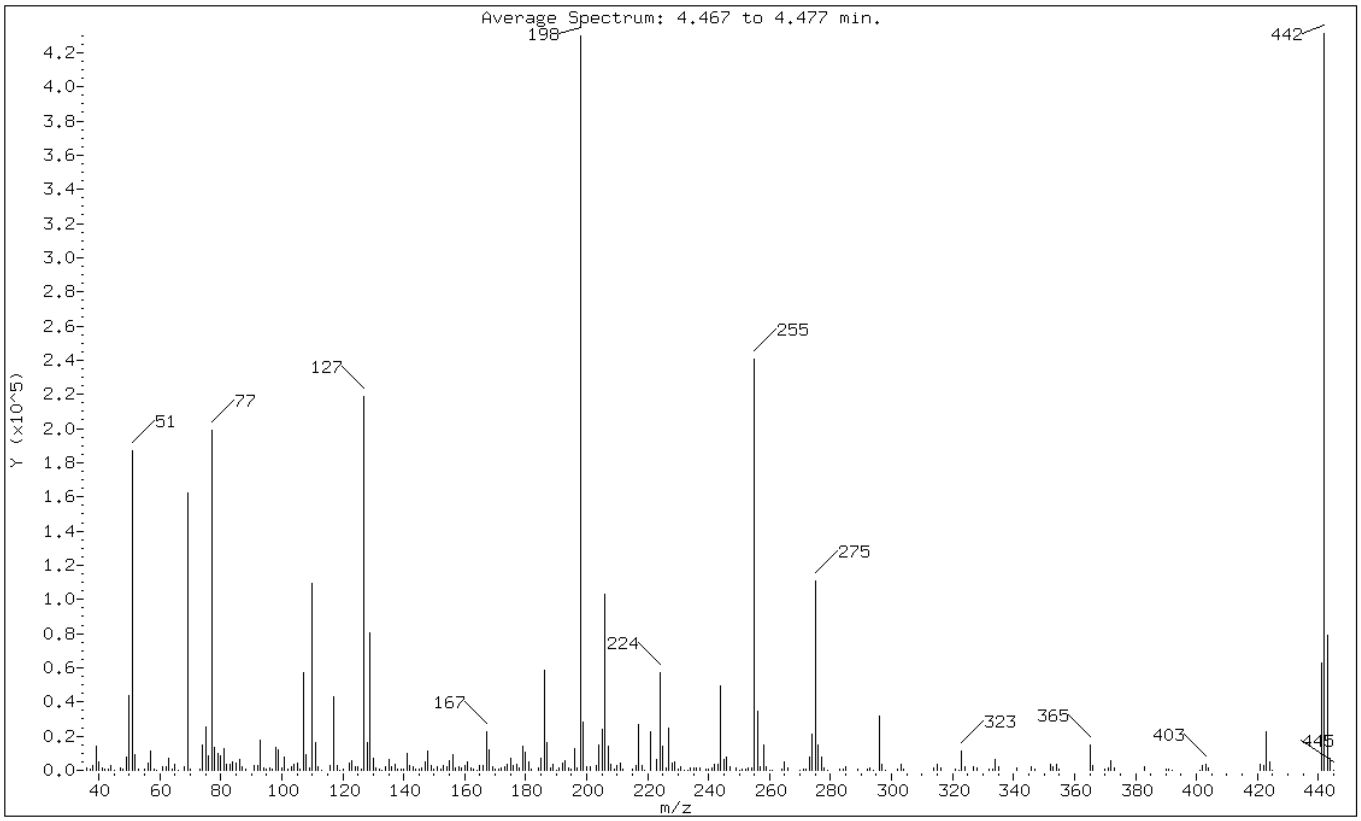

m/e	ION ABUNDANCE CRITERIA	% RELATIVE ABUNDANCE
198	Base Peak, 100% relative abundance	100.00
51	30.00 - 60.00% of mass 198	43.52
68	Less than 2.00% of mass 69	0.46 (1.22)
69	Mass 69 relative abundance	37.85
70	Less than 2.00% of mass 69	0.18 (0.46)
127	40.00 - 60.00% of mass 198	50.93
197	Less than 1.00% of mass 198	0.29
199	5.00 - 9.00% of mass 198	6.65
275	10.00 - 30.00% of mass 198	25.73
365	Greater than 1.00% of mass 198	3.41
441	0.01 - 100.00% of mass 443	14.63 (79.77)
442	40.00 - 110.00% of mass 198	100.39
443	17.00 - 23.00% of mass 442	18.34 (18.27)

Data File: x18480.d

Date: 11-OCT-2011 21:37

Client ID: Instrument: BNAMS5.i

Sample Info: DFTPP-1175410 Operator: BNA2

Data File: /chem/BNAMS5.i/8270/10-11-11/11oct11a.b/x18480.d
Spectrum: Average Spectrum: 4.467 to 4.477 min.
Location of Maximum: 442.00
Number of points: 277

m/z	Y	m/z	Y	m/z	Y	m/z	Y
36.00	1660	116.00	3064	188.00	1661	270.00	205
37.00	929	117.00	42744	189.00	3380	271.00	603
38.00	2795	118.00	2844	190.00	198	272.00	355
39.00	14075	119.00	306	191.00	1585	273.00	7815
40.00	4976	120.00	562	192.00	4185	274.00	20832
41.00	1093	122.00	4268	193.00	5385	275.00	110536
42.00	423	123.00	5522	194.00	1396	276.00	14729
43.00	407	124.00	2352	195.00	504	277.00	8107
44.00	2526	125.00	2410	196.00	12513	278.00	1488
45.00	193	126.00	731	197.00	1243	279.00	203
47.00	1403	127.00	218688	198.00	429504	283.00	918
48.00	948	128.00	16310	199.00	28560	284.00	550
49.00	7828	129.00	80384	200.00	2233	285.00	1825
50.00	43816	130.00	6753	201.00	2289	289.00	433
51.00	186880	131.00	1661	203.00	2719	292.00	736
52.00	9102	132.00	887	204.00	14833	293.00	1738
53.00	413	133.00	238	205.00	23944	294.00	227
55.00	953	134.00	1960	206.00	103032	296.00	31640
56.00	4442	135.00	6660	207.00	13849	297.00	3737
57.00	11553	136.00	2332	208.00	3386	298.00	203
58.00	706	137.00	3547	209.00	1018	302.00	529
59.00	169	138.00	618	210.00	2581	303.00	3731
61.00	2408	139.00	852	211.00	4205	304.00	881
62.00	2459	140.00	629	212.00	808	314.00	1609
63.00	6745	141.00	9786	215.00	650	315.00	3404
64.00	631	142.00	3130	216.00	2680	316.00	1576
65.00	3648	143.00	2324	217.00	26784	321.00	921
66.00	170	144.00	489	218.00	3061	322.00	222
68.00	1988	145.00	492	219.00	276	323.00	11033
69.00	162560	146.00	1562	221.00	22664	324.00	2229
70.00	754	147.00	5209	223.00	6125	327.00	2344
73.00	1024	148.00	11455	224.00	57032	328.00	1128
74.00	14542	149.00	2644	225.00	13895	332.00	658
75.00	25632	150.00	478	226.00	1526	333.00	801
76.00	8400	151.00	1812	227.00	24728	334.00	6694
77.00	198720	152.00	806	228.00	3910	335.00	1874
78.00	13439	153.00	2937	229.00	5069	341.00	1317
79.00	9832	154.00	1843	230.00	676	346.00	2235
80.00	8323	155.00	5551	231.00	2300	347.00	516
81.00	12796	156.00	9196	232.00	235	352.00	3194

82.00	3424	157.00	1613	233.00	212	353.00	2082
83.00	3409	158.00	2040	234.00	1179	354.00	3752
84.00	4763	159.00	1632	235.00	1690	355.00	705
85.00	4313	160.00	3031	236.00	1266	365.00	14647
86.00	6533	161.00	4728	237.00	1543	366.00	2665
87.00	2159	162.00	1349	239.00	776	370.00	411
88.00	1028	163.00	393	240.00	454	371.00	1176
91.00	2552	164.00	180	241.00	1215	372.00	5661
92.00	2479	165.00	2997	242.00	3352	373.00	1389
93.00	17408	166.00	2991	243.00	3287	383.00	1922
94.00	1286	167.00	22480	244.00	49168	390.00	850
95.00	461	168.00	11983	245.00	6580	391.00	682
96.00	1116	169.00	1971	246.00	7961	392.00	218
97.00	412	170.00	554	247.00	1999	401.00	186
98.00	13505	171.00	768	249.00	1614	402.00	2495
99.00	12149	172.00	1392	250.00	297	403.00	3832
100.00	1235	173.00	2201	251.00	412	404.00	1176
101.00	7572	174.00	3857	252.00	470	421.00	3351
102.00	584	175.00	7132	253.00	1154	422.00	2804
103.00	2328	176.00	2593	254.00	1264	423.00	22408
104.00	3874	177.00	3572	255.00	240896	424.00	4994
105.00	4214	178.00	1267	256.00	34240	425.00	181
106.00	1000	179.00	13820	257.00	2342	441.00	62856
107.00	56840	180.00	10434	258.00	14506	442.00	431168
108.00	9238	181.00	4854	259.00	1936	443.00	78792
109.00	1435	182.00	811	260.00	245	444.00	7063
110.00	109152	184.00	1060	261.00	173	445.00	179
111.00	16048	185.00	6986	264.00	363		
112.00	1850	186.00	58336	265.00	4731		
113.00	324	187.00	16113	266.00	1109		

FORM I
GC/MS SEMI VOA ORGANICS ANALYSIS DATA SHEET

Lab Name: TestAmerica Edison | Job No.: 460-32106-1

SDG No.:

Client Sample ID: | Lab Sample ID: MB 460-89137/1-A

Matrix: Solid | Lab File ID: x18489.d

Analysis Method: 8270C | Date Collected:

Extract. Method: 3510C | Date Extracted: 10/11/2011 20:55

Sample wt/vol: 1000.00(mL) | Date Analyzed: 10/12/2011 00:59

Con. Extract Vol.: 2.00(mL) | Dilution Factor: 1

Injection Volume: 1(uL) | Level: (low/med) Low

% Moisture: | GPC Cleanup:(Y/N) N

Analysis Batch No.: 89382 | Units: mg/L

CAS NO.	COMPOUND NAME	RESULT	Q	RL	RL
110-86-1	Pyridine	0.010	U	0.010	0.010
106-46-7	1,4-Dichlorobenzene	0.010	U	0.010	0.010
67-72-1	Hexachloroethane	0.0010	U	0.0010	0.0010
98-95-3	Nitrobenzene	0.0010	U	0.0010	0.0010
95-48-7	o-Cresol	0.010	U	0.010	0.010
15831-10-4	m & p - Cresol	0.010	U	0.010	0.010
87-86-5	Pentachlorophenol	0.030	U	0.030	0.030
87-68-3	Hexachlorobutadiene	0.0020	U	0.0020	0.0020
121-14-2	2,4-Dinitrotoluene	0.0020	U	0.0020	0.0020
118-74-1	Hexachlorobenzene	0.0010	U	0.0010	0.0010
95-95-4	2,4,5-Trichlorophenol	0.010	U	0.010	0.010
88-06-2	2,4,6-Trichlorophenol	0.010	U	0.010	0.010

CAS NO.	SURROGATE	%REC	Q	LIMITS
321-60-8	2-Fluorobiphenyl	85		53-108
367-12-4	2-Fluorophenol	43		10-65
4165-62-2	Phenol-d5	26		10-48
4165-60-0	Nitrobenzene-d5	86		56-112
118-79-6	2,4,6-Tribromophenol	76		46-122
1718-51-0	Terphenyl-d14	86		50-122

Data File: /chem/BNAMS5.i/8270/10-11-11/11oct11a.b/x18489.d
Report Date: 12-Oct-2011 10:20

TestAmerica

SEMI-VOLATILE ORGANIC COMPOUND ANALYSIS

Data file : /chem/BNAMS5.i/8270/10-11-11/11oct11a.b/x18489.d
Lab Smp Id: MB 460-89137/1-A
Inj Date : 12-OCT-2011 00:59
Operator : BNAMS 4 Inst ID: BNAMS5.i
Smp Info : MB 460-89137/1-A
Misc Info : MB 460-89137/1-A
Comment :
Method : /chem/BNAMS5.i/8270/10-11-11/11oct11a.b/8270C_08SP.m
Meth Date : 11-Oct-2011 23:24 asfawa Quant Type: ISTD
Cal Date : 11-OCT-2011 14:20 Cal File: x18463.d
Als bottle: 33 QC Sample: BLANK
Dil Factor: 1.00000
Integrator: HP RTE Compound Sublist: jTCLP.sub
Target Version: 3.50
Processing Host: hpd1

Concentration Formula: Amt * DF * 1000*Vt/Vo * CpndVariable

Name	Value	Description
DF	1.00000	Dilution Factor
Vt	2.00000	Volume of final extract (mL)
Vo	1000.00000	Volume of sample extracted (mL)

Cpnd Variable Local Compound Variable

Compounds	QUANT SIG MASS	RT	EXP RT	REL RT	RESPONSE	CONCENTRATIONS ON-COLUMN (ug/ml)	CONCENTRATIONS FINAL (ug/L)
$ 16 2-Fluorophenol (SUR)	112	2.390	2.384	(0.658)	351776	21.3216	43
$ 17 Phenol-d5 (SUR)	99	3.296	3.301	(0.908)	253223	12.7841	26
* 79 1,4-Dichlorobenzene-d4	152	3.631	3.637	(1.000)	521955	40.0000	
$ 76 Nitrobenzene-d5 (SUR)	82	4.201	4.207	(0.853)	761838	43.1678	86
* 80 Naphthalene-d8	136	4.925	4.931	(1.000)	1912729	40.0000	
$ 77 2-Fluorobiphenyl (SUR)	172	6.025	6.025	(0.903)	1415268	42.6143	85
* 82 Acenaphthene-d10	164	6.672	6.672	(1.000)	976228	40.0000	
$ 18 2,4,6-Tribromophenol (SUR)	330	7.448	7.448	(1.116)	199620	37.9739	76
* 83 Phenanthrene-d10	188	8.119	8.119	(1.000)	1420347	40.0000	
$ 78 Terphenyl-d14	244	9.689	9.689	(0.903)	1158083	43.0275	86
* 81 Chrysene-d12	240	10.725	10.730	(1.000)	1090481	40.0000	
* 84 Perylene-d12	264	12.436	12.442	(1.000)	962077	40.0000	

Data File: x18489.d

Date: 12-OCT-2011 00:59

Client ID: Instrument: BNAMS5.i

Sample Info: MB 460-89137/1-A Operator: BNAMS 4



FORM I
GC/MS SEMI VOA ORGANICS ANALYSIS DATA SHEET

Lab Name: TestAmerica Edison | Job No.: 460-32106-1

SDG No.:

Client Sample ID: | Lab Sample ID: LB 460-88973/1-F

Matrix: Solid (TCLP) | Lab File ID: x18495.d

Analysis Method: 8270C | Date Collected:

Extract. Method: 3510C | Date Extracted: 10/11/2011 20:55

Sample wt/vol: 250.00(mL) | Date Analyzed: 10/12/2011 03:19

Con. Extract Vol.: 2.00(mL) | Dilution Factor: 1

Injection Volume: 1(uL) | Level: (low/med) Low

% Moisture: | GPC Cleanup:(Y/N) N

Analysis Batch No.: 89382 | Units: mg/L

CAS NO.	COMPOUND NAME	RESULT	Q	RL	RL
110-86-1	Pyridine	0.040	U	0.040	0.040
106-46-7	1,4-Dichlorobenzene	0.040	U	0.040	0.040
67-72-1	Hexachloroethane	0.0040	U	0.0040	0.0040
98-95-3	Nitrobenzene	0.0040	U	0.0040	0.0040
95-48-7	o-Cresol	0.040	U	0.040	0.040
15831-10-4	m & p - Cresol	0.040	U	0.040	0.040
87-86-5	Pentachlorophenol	0.12	U	0.12	0.12
87-68-3	Hexachlorobutadiene	0.0080	U	0.0080	0.0080
121-14-2	2,4-Dinitrotoluene	0.0080	U	0.0080	0.0080
118-74-1	Hexachlorobenzene	0.0040	U	0.0040	0.0040
95-95-4	2,4,5-Trichlorophenol	0.040	U	0.040	0.040
88-06-2	2,4,6-Trichlorophenol	0.040	U	0.040	0.040

CAS NO.	SURROGATE	%REC	Q	LIMITS
321-60-8	2-Fluorobiphenyl	84		53-108
367-12-4	2-Fluorophenol	62		10-65
4165-62-2	Phenol-d5	43		10-48
4165-60-0	Nitrobenzene-d5	88		56-112
118-79-6	2,4,6-Tribromophenol	81		46-122
1718-51-0	Terphenyl-d14	93		50-122

Data File: /chem/BNAMS5.i/8270/10-11-11/11oct11a.b/x18495.d
Report Date: 12-Oct-2011 10:24

TestAmerica

SEMI-VOLATILE ORGANIC COMPOUND ANALYSIS

Data file : /chem/BNAMS5.i/8270/10-11-11/11oct11a.b/x18495.d
Lab Smp Id: LB 460-88973/1-F
Inj Date : 12-OCT-2011 03:19
Operator : BNAMS 4 Inst ID: BNAMS5.i
Smp Info : LB 460-88973/1-F
Misc Info : LB 460-88973/1-F
Comment :
Method : /chem/BNAMS5.i/8270/10-11-11/11oct11a.b/8270C_08SP.m
Meth Date : 11-Oct-2011 23:24 asfawa Quant Type: ISTD
Cal Date : 11-OCT-2011 14:20 Cal File: x18463.d
Als bottle: 39
Dil Factor: 1.00000
Integrator: HP RTE Compound Sublist: jTCLP.sub
Target Version: 3.50
Processing Host: hpd1

Concentration Formula: Amt * DF * 1000*Vt/Vo * CpndVariable

Name	Value	Description
DF	1.00000	Dilution Factor
Vt	2.00000	Volume of final extract (mL)
Vo	250.00000	Volume of sample extracted (mL)

Cpnd Variable Local Compound Variable

Compounds	QUANT SIG MASS	RT	EXP RT	REL RT	RESPONSE	CONCENTRATIONS ON-COLUMN (ug/ml)	CONCENTRATIONS FINAL (ug/L)
$ 16 2-Fluorophenol (SUR)	112	2.384	2.384	(0.657)	437478	31.0612	250
$ 17 Phenol-d5 (SUR)	99	3.295	3.301	(0.908)	362973	21.4660	170
* 79 1,4-Dichlorobenzene-d4	152	3.631	3.637	(1.000)	445578	40.0000	
22 1,4-Dichlorobenzene	146	3.648	3.648	(1.005)	2207	0.12096	0.97(a)
$ 76 Nitrobenzene-d5 (SUR)	82	4.201	4.207	(0.853)	674647	43.9830	350
* 80 Naphthalene-d8	136	4.925	4.931	(1.000)	1662425	40.0000	
$ 77 2-Fluorobiphenyl (SUR)	172	6.025	6.025	(0.903)	1231074	41.8608	330
* 82 Acenaphthene-d10	164	6.672	6.672	(1.000)	864459	40.0000	
$ 18 2,4,6-Tribromophenol (SUR)	330	7.448	7.448	(1.116)	187990	40.3853	320
* 83 Phenanthrene-d10	188	8.119	8.119	(1.000)	1258376	40.0000	
$ 78 Terphenyl-d14	244	9.689	9.689	(0.903)	1116149	46.3134	370
* 81 Chrysene-d12	240	10.724	10.730	(1.000)	976428	40.0000	
* 84 Perylene-d12	264	12.436	12.442	(1.000)	872287	40.0000	

Data File: /chem/BNAMS5.i/8270/10-11-11/11oct11a.b/x18495.d
Report Date: 12-Oct-2011 10:24

QC Flag Legend

a - Target compound detected but, quantitated amount
    Below Limit Of Quantitation(BLOQ).

Data File: x18495.d

Date: 12-OCT-2011 03:19

Client ID:

Instrument: BNAMS5.i

Sample Info: LB 460-88973/1-F

Operator: BNAMS 4



FORM I
GC/MS SEMI VOA ORGANICS ANALYSIS DATA SHEET

Lab Name: TestAmerica Edison | Job No.: 460-32106-1

SDG No.:

Client Sample ID: | Lab Sample ID: LCS 460-89137/2-A

Matrix: Solid | Lab File ID: x18490.d

Analysis Method: 8270C | Date Collected:

Extract. Method: 3510C | Date Extracted: 10/11/2011 20:55

Sample wt/vol: 1000.00(mL) | Date Analyzed: 10/12/2011 01:22

Con. Extract Vol.: 2.00(mL) | Dilution Factor: 1

Injection Volume: 1(uL) | Level: (low/med) Low

% Moisture: | GPC Cleanup:(Y/N) N

Analysis Batch No.: 89382 | Units: mg/L

CAS NO.	COMPOUND NAME	RESULT	Q	RL	RL
110-86-1	Pyridine	0.0329		0.010	0.010
106-46-7	1,4-Dichlorobenzene	0.0834		0.010	0.010
67-72-1	Hexachloroethane	0.0813		0.0010	0.0010
98-95-3	Nitrobenzene	0.0662		0.0010	0.0010
95-48-7	o-Cresol	0.133		0.010	0.010
15831-10-4	m & p - Cresol	0.212		0.010	0.010
87-86-5	Pentachlorophenol	0.159		0.030	0.030
87-68-3	Hexachlorobutadiene	0.0861		0.0020	0.0020
121-14-2	2,4-Dinitrotoluene	0.0854		0.0020	0.0020
118-74-1	Hexachlorobenzene	0.0743		0.0010	0.0010
95-95-4	2,4,5-Trichlorophenol	0.162		0.010	0.010
88-06-2	2,4,6-Trichlorophenol	0.165		0.010	0.010

CAS NO.	SURROGATE	%REC	Q	LIMITS
321-60-8	2-Fluorobiphenyl	86		53-108
367-12-4	2-Fluorophenol	41		10-65
4165-62-2	Phenol-d5	25		10-48
4165-60-0	Nitrobenzene-d5	89		56-112
118-79-6	2,4,6-Tribromophenol	85		46-122
1718-51-0	Terphenyl-d14	91		50-122

Data File: /chem/BNAMS5.i/8270/10-11-11/11oct11a.b/x18490.d
Report Date: 12-Oct-2011 10:20

TestAmerica

SEMI-VOLATILE ORGANIC COMPOUND ANALYSIS

Data file : /chem/BNAMS5.i/8270/10-11-11/11oct11a.b/x18490.d
Lab Smp Id: LCS 460-89137/2-A
Inj Date : 12-OCT-2011 01:22
Operator : BNAMS 4 Inst ID: BNAMS5.i
Smp Info : LCS 460-89137/2-A
Misc Info : LCS 460-89137/2-A
Comment :
Method : /chem/BNAMS5.i/8270/10-11-11/11oct11a.b/8270C_08SP.m
Meth Date : 11-Oct-2011 23:24 asfawa Quant Type: ISTD
Cal Date : 11-OCT-2011 14:20 Cal File: x18463.d
Als bottle: 34 QC Sample: LCS
Dil Factor: 1.00000
Integrator: HP RTE Compound Sublist: jTCLP.sub
Target Version: 3.50
Processing Host: hpd1

Concentration Formula: Amt * DF * 1000*Vt/Vo * CpndVariable

Name	Value	Description
DF	1.00000	Dilution Factor
Vt	2.00000	Volume of final extract (mL)
Vo	1000.00000	Volume of sample extracted (mL)

Cpnd Variable Local Compound Variable

Compounds	QUANT SIG MASS	RT	EXP RT	REL RT	RESPONSE	CONCENTRATIONS ON-COLUMN (ug/ml)	CONCENTRATIONS FINAL (ug/L)
71 Pyridine	79	1.348	1.325	(0.371)	265946	16.4516	33
$ 16 2-Fluorophenol (SUR)	112	2.390	2.384	(0.658)	343329	20.7128	41
$ 17 Phenol-d5 (SUR)	99	3.295	3.301	(0.908)	250334	12.5795	25
* 79 1,4-Dichlorobenzene-d4	152	3.631	3.637	(1.000)	524394	40.0000	
22 1,4-Dichlorobenzene	146	3.648	3.648	(1.005)	895323	41.6943	83
3 2-Methylphenol	108	3.931	3.937	(1.083)	1059003	66.4448	130
123 3 & 4 Methylphenol	108	4.101	4.095	(1.130)	1860779	105.816	210
4 4-Methylphenol	108	4.101	4.095	(1.130)	1860779	106.074	210
26 Hexachloroethane	117	4.148	4.148	(1.143)	324749	40.6588	81
$ 76 Nitrobenzene-d5 (SUR)	82	4.207	4.207	(0.854)	787114	44.2791	88
27 Nitrobenzene	77	4.225	4.231	(0.858)	782014	33.0923	66
* 80 Naphthalene-d8	136	4.925	4.931	(1.000)	1926588	40.0000	
33 Hexachlorobutadiene	225	5.095	5.095	(1.035)	389389	43.0695	86
9 2,4,6-Trichlorophenol	196	5.948	5.948	(0.892)	779627	82.7400	160
10 2,4,5-Trichlorophenol	196	5.983	5.989	(0.897)	791161	80.8095	160

Data File: /chem/BNAMS5.i/8270/10-11-11/11oct11a.b/x18490.d
Report Date: 12-Oct-2011 10:20

Compounds	QUANT SIG MASS	RT	EXP RT	REL RT	RESPONSE	CONCENTRATIONS ON-COLUMN (ug/ml)	FINAL (ug/L)
$ 77 2-Fluorobiphenyl (SUR)	172	6.025	6.025	(0.903)	1472482	42.8232	86
* 82 Acenaphthene-d10	164	6.672	6.672	(1.000)	1010739	40.0000	
44 2,4-Dinitrotoluene	165	6.883	6.889	(1.032)	384753	42.6990	85
$ 18 2,4,6-Tribromophenol (SUR)	330	7.448	7.448	(1.116)	230468	42.3452	85
51 Hexachlorobenzene	284	7.754	7.754	(0.955)	359674	37.1272	74
14 Pentachlorophenol	266	7.954	7.954	(0.980)	450431	79.6173	160
* 83 Phenanthrene-d10	188	8.119	8.119	(1.000)	1477061	40.0000	
$ 78 Terphenyl-d14	244	9.689	9.689	(0.903)	1270332	45.6236	91
* 81 Chrysene-d12	240	10.724	10.730	(1.000)	1128113	40.0000	
* 84 Perylene-d12	264	12.436	12.442	(1.000)	1017266	40.0000	

Data File: x18490.d

Date: 12-OCT-2011 01:22

Client ID: Instrument: BNAMS5.i

Sample Info: LCS 460-89137/2-A Operator: BNAMS 4



GC/MS SEMI VOA ANALYSIS RUN LOG

Lab Name: TestAmerica Edison Job No.: 460-32106-1

SDG No.:

Instrument ID: BNAMS5 Start Date: 10/11/2011 11:29

Analysis Batch Number: 89373 End Date: 10/11/2011 21:14

LAB SAMPLE ID	CLIENT SAMPLE ID	DATE ANALYZED	DILUTION FACTOR	LAB FILE ID	COLUMN ID
DFTPP 460-89373/1		10/11/2011 11:29	1	x18457.d	Rtx-5MS 0.25(mm)
ICIS 460-89373/2		10/11/2011 12:04	1	x18458.d	Rtx-5MS 0.25(mm)
IC 460-89373/3		10/11/2011 12:47	1	x18459.d	Rtx-5MS 0.25(mm)
IC 460-89373/4		10/11/2011 13:10	1	x18460.d	Rtx-5MS 0.25(mm)
IC 460-89373/5		10/11/2011 13:33	1	x18461.d	Rtx-5MS 0.25(mm)
IC 460-89373/6		10/11/2011 13:56	1	x18462.d	Rtx-5MS 0.25(mm)
IC 460-89373/7		10/11/2011 14:20	1	x18463.d	Rtx-5MS 0.25(mm)
ZZZZZ		10/11/2011 17:44	1		Rtx-5MS 0.25(mm)
ZZZZZ		10/11/2011 18:08	1		Rtx-5MS 0.25(mm)
ZZZZZ		10/11/2011 18:31	1		Rtx-5MS 0.25(mm)
ZZZZZ		10/11/2011 18:54	1		Rtx-5MS 0.25(mm)
ZZZZZ		10/11/2011 20:27	1		Rtx-5MS 0.25(mm)
ZZZZZ		10/11/2011 20:51	1		Rtx-5MS 0.25(mm)
ZZZZZ		10/11/2011 21:14	1		Rtx-5MS 0.25(mm)

GC/MS SEMI VOA ANALYSIS RUN LOG

Lab Name: TestAmerica Edison Job No.: 460-32106-1

SDG No.:

Instrument ID: BNAMS5 Start Date: 10/11/2011 21:37

Analysis Batch Number: 89382 End Date: 10/12/2011 11:31

LAB SAMPLE ID	CLIENT SAMPLE ID	DATE ANALYZED	DILUTION FACTOR	LAB FILE ID	COLUMN ID
DFTPP 460-89382/1		10/11/2011 21:37	1	x18480.d	Rtx-5MS 0.25(mm)
CCVIS 460-89382/2		10/11/2011 21:51	1	x18481.d	Rtx-5MS 0.25(mm)
ZZZZZ		10/11/2011 22:14	1		Rtx-5MS 0.25(mm)
ZZZZZ		10/11/2011 22:37	1		Rtx-5MS 0.25(mm)
ZZZZZ		10/11/2011 23:01	1		Rtx-5MS 0.25(mm)
ZZZZZ		10/11/2011 23:25	1		Rtx-5MS 0.25(mm)
ZZZZZ		10/11/2011 23:48	1		Rtx-5MS 0.25(mm)
ZZZZZ		10/12/2011 00:12	1		Rtx-5MS 0.25(mm)
ZZZZZ		10/12/2011 00:35	1		Rtx-5MS 0.25(mm)
MB 460-89137/1-A		10/12/2011 00:59	1	x18489.d	Rtx-5MS 0.25(mm)
LCS 460-89137/2-A		10/12/2011 01:22	1	x18490.d	Rtx-5MS 0.25(mm)
ZZZZZ		10/12/2011 01:46	1		Rtx-5MS 0.25(mm)
ZZZZZ		10/12/2011 02:10	1		Rtx-5MS 0.25(mm)
ZZZZZ		10/12/2011 02:33	1		Rtx-5MS 0.25(mm)
460-32106-1	NH-01-B	10/12/2011 02:56	1	x18494.d	Rtx-5MS 0.25(mm)
LB 460-88973/1-F		10/12/2011 03:19	1	x18495.d	Rtx-5MS 0.25(mm)
ZZZZZ		10/12/2011 03:43	1		Rtx-5MS 0.25(mm)
ZZZZZ		10/12/2011 04:06	1		Rtx-5MS 0.25(mm)
ZZZZZ		10/12/2011 04:29	1		Rtx-5MS 0.25(mm)
ZZZZZ		10/12/2011 04:53	1		Rtx-5MS 0.25(mm)
ZZZZZ		10/12/2011 05:16	1		Rtx-5MS 0.25(mm)
ZZZZZ		10/12/2011 05:39	1		Rtx-5MS 0.25(mm)
ZZZZZ		10/12/2011 06:03	1		Rtx-5MS 0.25(mm)
ZZZZZ		10/12/2011 06:26	1		Rtx-5MS 0.25(mm)
ZZZZZ		10/12/2011 06:49	1		Rtx-5MS 0.25(mm)
ZZZZZ		10/12/2011 09:35	1		Rtx-5MS 0.25(mm)
ZZZZZ		10/12/2011 09:58	1		Rtx-5MS 0.25(mm)
ZZZZZ		10/12/2011 10:21	1		Rtx-5MS 0.25(mm)
ZZZZZ		10/12/2011 10:45	1		Rtx-5MS 0.25(mm)
ZZZZZ		10/12/2011 11:08	1		Rtx-5MS 0.25(mm)
ZZZZZ		10/12/2011 11:31	1		Rtx-5MS 0.25(mm)

GC/MS SEMI VOA BATCH WORKSHEET

Lab Name: TestAmerica Edison Job No.: 460-32106-1

SDG No.:

Batch Number: 88973 Batch Start Date: 10/10/11 17:00 Batch Analyst: Carlone, John

Batch Method: 1311 Batch End Date: 10/11/11 09:00

Lab Sample ID	Client Sample ID	Method Chain	Basis	InitialAmount	FinalAmount	EFD_InitialpH	EFD_AddHClpH>5	InitialRoomTemp	FinalRoomTemp
LB 460-88973/1		1311, 3510C, 8270C			2000 mL	4.90 SU		23.0 Celsius	22.5 Celsius
460-32106-A-1	NH-01-B	1311, 3510C, 8270C	P	100 g	2000 mL	6.72 SU	1.62	23.0 Celsius	22.5 Celsius

Lab Sample ID	Client Sample ID	Method Chain	Basis	VesselNumber	FiltCompDate	FiltCompTime	ExtractFluid	AnalysisComment	
LB 460-88973/1		1311, 3510C, 8270C		MA2	10/11/11	0915	TF1100611	TCLP fluid 1: prep 10/6/11, exp: 4/6/12; pH measured on 10/11/11@0945	
460-32106-A-1	NH-01-B	1311, 3510C, 8270C	P	TA12	10/11/11	0920	TF1100611	TCLP fluid 1: prep 10/6/11, exp: 4/6/12; pH measured on 10/11/11@0946	

Batch Notes	
Balance ID	51
Batch Comment	Thermo # 6954 Min temp = 22.0C Max temp = 23.0C
pH Meter ID	D
TCLP Fluid 1 ID	TF1100611 prep: 10/6/11 exp: 4/6/12
Tumbler Rotations per Minute	29

Basis	Basis Description
P	TCLP

GC/MS SEMI VOA BATCH WORKSHEET

Lab Name: TestAmerica Edison Job No.: 460-32106-1

SDG No.:

Batch Number: 89137 Batch Start Date: 10/11/11 20:55 Batch Analyst: Esteban, Maria

Batch Method: 3510C Batch End Date: 10/11/11 23:00

Lab Sample ID	Client Sample ID	Method Chain	Basis	ReceivedpH	InitialAmount	FinalAmount	FirstAdjustpH	SecondAdjustpH	OP_BtclpSP 00020
MB 460-89137/1		3510C, 8270C		7.00	1000.00 mL	2.00 mL	<2.00	>12.00	
LCS 460-89137/2		3510C, 8270C		7.00	1000.00 mL	2.00 mL	<2.00	>12.00	1 mL
460-32106-A-1-A	NH-01-B	3510C, 8270C	P	5.00	250.00 mL	2.00 mL	<2.00	>12.00	
LB 460-88973/1-A		3510C, 8270C		5.00	250.00 mL	2.00 mL	<2.00	>12.00	

Lab Sample ID	Client Sample ID	Method Chain	Basis	OP625/82SU 00024					
MB 460-89137/1		3510C, 8270C		1 mL					
LCS 460-89137/2		3510C, 8270C		1 mL					
460-32106-A-1-A	NH-01-B	3510C, 8270C	P	1 mL					
LB 460-88973/1-A		3510C, 8270C		1 mL					

Batch Notes	
Acid used for pH adjustment	H2SO4
Acid used for pH adjust Lot #	KO3051
Base used for pH adjustment	NAOH
Base used for pH adjust Lot #	OPO91
Person's name who did the concentration	ME
Na2SO4 Lot Number	KO4600
Prep Solvent Lot #	K26E11
Prep Solvent Name	MECL2
Prep Solvent Volume Used	180.00 ML mL
Person's name who did the prep	ME
Person's name who witnessed reagent drop	JS
Sufficient volume for MS/MSD?	YES

Basis	Basis Description
P	TCLP

Method 8081A

Organochlorine Pesticides (GC) by Method 8081A

FORM II
PESTICIDES SURROGATE RECOVERY

Lab Name: TestAmerica Edison Job No.: 460-32106-1

SDG No.:

Matrix: Solid (TCLP) Level: Low

GC Column (1): CLP-1 ID: 0.53 (mm) GC Column (2): CLP-2 ID: 0.53 (mm)

Client Sample ID	Lab Sample ID	TCX1 #	TCX2 #	DCB1 #	DCB2 #
NH-01-B	460-32106-1	90	90	110	117
	MB 460-89123/1-A	86	87	103	109
	LB 460-88973/1-E	88	90	114	121
	LCS 460-89123/2-A	92	92	111	116
NH-01-B MS	460-32106-1 MS	74	73	94	97
NH-01-B MSD	460-32106-1 MSD	92	89	112	121

	QC LIMITS
TCX = Tetrachloro-m-xylene	51-143
DCB = DCB Decachlorobiphenyl	65-150

Column to be used to flag recovery values

FORM II 8081A

FORM III
PESTICIDES LAB CONTROL SAMPLE RECOVERY

Lab Name: TestAmerica Edison Job No.: 460-32106-1

SDG No.:

Matrix: Water Level: Low Lab File ID: WF694195.D

Lab ID: LCS 460-89123/2-A Client ID:

COMPOUND	SPIKE ADDED (mg/L)	LCS CONCENTRATION (mg/L)	LCS % REC	QC LIMITS REC	#
Chlordane	0.0250	0.0259	103	53-150	
Endrin	0.00500	0.00634	127	51-150	
gamma-BHC (Lindane)	0.00500	0.00509	102	61-150	
Heptachlor	0.00500	0.00632	126	86-150	
Heptachlor epoxide	0.00500	0.00627	125	67-150	
Methoxychlor	0.00500	0.0135	270	34-150	*
Toxaphene	0.0500	0.0383	77	38-147	

Column to be used to flag recovery and RPD values

FORM III 8081A

FORM III
PESTICIDES LAB CONTROL SAMPLE RECOVERY

Lab Name: TestAmerica Edison Job No.: 460-32106-1

SDG No.:

Matrix: Water Level: Low Lab File ID: WR694195.D

Lab ID: LCS 460-89123/2-A Client ID:

COMPOUND	SPIKE ADDED (mg/L)	LCS CONCENTRATION (mg/L)	LCS % REC	QC LIMITS REC	#
Chlordane	0.0250	0.0288	115	53-150	
Endrin	0.00500	0.00754	151	51-150	*
gamma-BHC (Lindane)	0.00500	0.00500	100	61-150	
Heptachlor	0.00500	0.00596	119	86-150	
Heptachlor epoxide	0.00500	0.00581	116	67-150	
Methoxychlor	0.00500	0.00908	182	34-150	*
Toxaphene	0.0500	0.0362	72	38-147	

Column to be used to flag recovery and RPD values

FORM III 8081A

FORM III
PESTICIDES MATRIX SPIKE RECOVERY

Lab Name: TestAmerica Edison Job No.: 460-32106-1

SDG No.:

Matrix: Solid (TCLP) Level: Low Lab File ID: WF694196.D

Lab ID: 460-32106-1 MS Client ID: NH-01-B MS

COMPOUND	SPIKE ADDED (mg/L)	SAMPLE CONCENTRATION (mg/L)	MS CONCENTRATION (mg/L)	MS % REC	QC LIMITS REC	#
Chlordane	0.0250	0.0050 U	0.0217	87	53-150	
Endrin	0.00500	0.00050 U	0.00565	113	51-150	
gamma-BHC (Lindane)	0.00500	0.00050 U	0.00420	84	61-150	
Heptachlor	0.00500	0.00050 U	0.00538	108	86-150	
Heptachlor epoxide	0.00500	0.00050 U	0.00543	109	67-150	
Methoxychlor	0.00500	0.00050 U	0.0105	211	34-150	F
Toxaphene	0.0500	0.0050 U	0.0299	60	38-147	

Column to be used to flag recovery and RPD values

FORM III 8081A

FORM III
PESTICIDES MATRIX SPIKE RECOVERY

Lab Name: TestAmerica Edison Job No.: 460-32106-1

SDG No.:

Matrix: Solid (TCLP) Level: Low Lab File ID: WR694196.D

Lab ID: 460-32106-1 MS Client ID: NH-01-B MS

COMPOUND	SPIKE ADDED (mg/L)	SAMPLE CONCENTRATION (mg/L)	MS CONCENTRATION (mg/L)	MS % REC	QC LIMITS REC	#
Chlordane	0.0250	0.0050 U	0.0255	102	53-150	
Endrin	0.00500	0.00050 U	0.00725	145	51-150	
gamma-BHC (Lindane)	0.00500	0.00050 U	0.00421	84	61-150	
Heptachlor	0.00500	0.00050 U	0.00502	100	86-150	
Heptachlor epoxide	0.00500	0.00050 U	0.00501	100	67-150	
Methoxychlor	0.00500	0.00050 U	0.00756	151	34-150	F
Toxaphene	0.0500	0.0050 U	0.0300	60	38-147	

Column to be used to flag recovery and RPD values

FORM III 8081A

FORM III
PESTICIDES MATRIX SPIKE DUPLICATE RECOVERY

Lab Name: TestAmerica Edison Job No.: 460-32106-1

SDG No.:

Matrix: Solid (TCLP) Level: Low Lab File ID: WF694197.D

Lab ID: 460-32106-1 MSD Client ID: NH-01-B MSD

COMPOUND	SPIKE ADDED (mg/L)	MSD CONCENTRATION (mg/L)	MSD % REC	% RPD	QC LIMITS RPD	QC LIMITS REC	#
Chlordane	0.0250	0.0275	110	NC	30	53-150	
Endrin	0.00500	0.00709	142	NC	30	51-150	
gamma-BHC (Lindane)	0.00500	0.00512	102	NC	30	61-150	
Heptachlor	0.00500	0.00647	129	18	30	86-150	
Heptachlor epoxide	0.00500	0.00732	146	30	30	67-150	
Methoxychlor	0.00500	0.0133	266	NC	30	34-150	F
Toxaphene	0.0500	0.0383	77	24	30	38-147	

Column to be used to flag recovery and RPD values

FORM III 8081A

FORM III
PESTICIDES MATRIX SPIKE DUPLICATE RECOVERY

Lab Name: TestAmerica Edison Job No.: 460-32106-1

SDG No.:

Matrix: Solid (TCLP) Level: Low Lab File ID: WR694197.D

Lab ID: 460-32106-1 MSD Client ID: NH-01-B MSD

COMPOUND	SPIKE ADDED (mg/L)	MSD CONCENTRATION (mg/L)	MSD % REC	% RPD	QC LIMITS RPD	QC LIMITS REC	#
Chlordane	0.0250	0.0298	119	16	30	53-150	
Endrin	0.00500	0.00880	176	19	30	51-150	F
gamma-BHC (Lindane)	0.00500	0.00516	103	20	30	61-150	
Heptachlor	0.00500	0.00604	121	11	30	86-150	
Heptachlor epoxide	0.00500	0.00592	118	9	30	67-150	
Methoxychlor	0.00500	0.00807	161	27	30	34-150	F
Toxaphene	0.0500	0.0372	74	21	30	38-147	

Column to be used to flag recovery and RPD values

FORM III 8081A

FORM IV
PESTICIDES METHOD BLANK SUMMARY

Lab Name: TestAmerica Edison Job No.: 460-32106-1

SDG No.:

Lab Sample ID: MB 460-89123/1-A

Matrix: Water Date Extracted: 10/11/2011 18:04

Lab File ID:(1) WR694190.D Lab File ID:(2) WF694190.D

Date Analyzed:(1) 10/12/2011 09:13 Date Analyzed:(2) 10/12/2011 09:13

Instrument ID:(1) PESTGC4 Instrument ID:(2) PESTGC4

GC Column:(1) CLP-1 ID: 0.53(mm) GC Column:(2) CLP-2 ID: 0.53(mm)

THIS METHOD BLANK APPLIES TO THE FOLLOWING SAMPLES:

CLIENT SAMPLE ID	LAB SAMPLE ID	DATE ANALYZED 1	DATE ANALYZED 2
	LCS 460-89123/2-A	10/12/2011 10:23	10/12/2011 10:23
NH-01-B MS	460-32106-1 MS	10/12/2011 10:37	10/12/2011 10:37
NH-01-B MSD	460-32106-1 MSD	10/12/2011 10:51	10/12/2011 10:51
NH-01-B	460-32106-1	10/12/2011 11:05	10/12/2011 11:05
	LB 460-88973/1-E	10/12/2011 11:19	10/12/2011 11:19

FORM VIII
PESTICIDES ANALYTICAL SEQUENCE

Lab Name: TestAmerica Edison Job No.: 460-32106-1

SDG No.:

Sample No.: CCVRT 460-89330/2 Date Analyzed: 10/12/2011 08:32

Instrument ID: PESTGC4 GC Column: CLP-2 ID: 0.53(mm)

Lab File ID (Standard): WF694187.D Heated Purge: (Y/N) N

Calibration ID: 12498

THE ANALYTICAL SEQUENCE OF BLANKS, SAMPLES, STANDARDS, MS/MSDs AND LCSs IS GIVEN BELOW:

				TCX	DCB	
				RT #	RT #	
CONTINUING CALIBRATION SURROGATE				2.58	10.08	
UPPER LIMIT				2.63	10.18	
LOWER LIMIT				2.53	9.98	
LAB SAMPLE ID	CLIENT SAMPLE ID	DATE ANALYZED	LAB FILE ID			
CCVRT 460-89330/2		10/12/2011 08:32	WF694187.D	2.58	10.08	
MB 460-89123/1-A		10/12/2011 09:13	WF694190.D	2.58	10.08	
LCS 460-89123/2-A		10/12/2011 10:23	WF694195.D	2.58	10.08	
460-32106-1 MS	NH-01-B MS	10/12/2011 10:37	WF694196.D	2.58	10.08	
460-32106-1 MSD	NH-01-B MSD	10/12/2011 10:51	WF694197.D	2.58	10.08	
460-32106-1	NH-01-B	10/12/2011 11:05	WF694198.D	2.58	10.08	
LB 460-88973/1-E		10/12/2011 11:19	WF694199.D	2.58	10.08	
CCV 460-89330/16		10/12/2011 11:46	WF694201.D	2.58	10.08	

TCX = Tetrachloro-m-xylene
DCB = DCB Decachlorobiphenyl

TCX RT Limit = ± 0.05 minutes of surrogate RT
DCB RT Limit = ± 0.1 minutes of surrogate RT

Column used to flag values outside QC limits

FORM VIII 8081A

FORM VIII
PESTICIDES ANALYTICAL SEQUENCE

Lab Name: TestAmerica Edison Job No.: 460-32106-1

SDG No.:

Sample No.: CCVRT 460-89330/2 Date Analyzed: 10/12/2011 08:32

Instrument ID: PESTGC4 GC Column: CLP-1 ID: 0.53(mm)

Lab File ID (Standard): WR694187.D Heated Purge: (Y/N) N

Calibration ID: 12497

THE ANALYTICAL SEQUENCE OF BLANKS, SAMPLES, STANDARDS, MS/MSDs AND LCSs IS GIVEN BELOW:

				TCX	DCB	
				RT #	RT #	
CONTINUING CALIBRATION SURROGATE				2.06	9.12	
UPPER LIMIT				2.11	9.22	
LOWER LIMIT				2.01	9.02	
LAB SAMPLE ID	CLIENT SAMPLE ID	DATE ANALYZED	LAB FILE ID			
CCVRT 460-89330/2		10/12/2011 08:32	WR694187.D	2.06	9.12	
MB 460-89123/1-A		10/12/2011 09:13	WR694190.D	2.06	9.12	
LCS 460-89123/2-A		10/12/2011 10:23	WR694195.D	2.06	9.12	
460-32106-1 MS	NH-01-B MS	10/12/2011 10:37	WR694196.D	2.06	9.12	
460-32106-1 MSD	NH-01-B MSD	10/12/2011 10:51	WR694197.D	2.06	9.12	
460-32106-1	NH-01-B	10/12/2011 11:05	WR694198.D	2.06	9.12	
LB 460-88973/1-E		10/12/2011 11:19	WR694199.D	2.06	9.12	
CCV 460-89330/16		10/12/2011 11:46	WR694201.D	2.06	9.12	

TCX = Tetrachloro-m-xylene
DCB = DCB Decachlorobiphenyl

TCX RT Limit = ± 0.05 minutes of surrogate RT
DCB RT Limit = ± 0.1 minutes of surrogate RT

Column used to flag values outside QC limits

FORM VIII 8081A

FORM X
IDENTIFICATION SUMMARY

Lab Name: TestAmerica Edison Job No.: 460-32106-1

SDG No.:

Client Sample ID: NH-01-B MS Lab Sample ID: 460-32106-1 MS

Instrument ID (1): PESTGC4 Instrument ID (2): PESTGC4

Date Analyzed (1): 10/12/2011 10:37 Date Analyzed (2): 10/12/2011 10:37

GC Column (1): CLP-1 ID: 0.53(mm) GC Column (2): CLP-2 ID: 0.53(mm)

ANALYTE	COL	PEAK	RT	RT WINDOW		CONCENTRATION		RPD
				FROM	TO	PEAK	MEAN	
gamma-BHC (Lindane)	1		3.34	3.29	3.39	0.00421		0.2
	2		4.62	4.57	4.67	0.00420		
Heptachlor	1		4.26	4.21	4.31	0.00502		6.9
	2		5.60	5.56	5.66	0.00538		
Heptachlor epoxide	1		6.08	6.01	6.15	0.00501		8.0
	2		6.91	6.84	6.98	0.00543		
Endrin	1		7.06	6.99	7.13	0.00725		24.8
	2		7.97	7.90	8.04	0.00565		
Methoxychlor	1		7.87	7.81	7.95	0.00756		32.9
	2		8.86	8.79	8.93	0.0105		
Chlordane	1	1	4.11	4.06	4.20	0.0194	0.0255	16.4
		3	5.13	5.08	5.22	0.0224		
		4	5.96	5.91	6.05	0.0306		
		5	6.26	6.21	6.35	0.0217		
		6	6.42	6.36	6.50	0.0210		
		8	7.21	7.15	7.29	0.0382		
	2	1	5.28	5.23	5.37	0.0189	0.0217	
		3	6.44	6.39	6.53	0.0211		
		4	7.11	7.04	7.18	0.0225		
		5	7.20	7.14	7.28	0.0205		
		6	7.26	7.20	7.34	0.0246		
		8	8.25	8.18	8.32	0.0225		
Toxaphene	1	1	7.36	7.28	7.42	0.0245	0.0300	0.5
		2	7.39	7.33	7.47	0.0321		
		3	7.61	7.55	7.69	0.0181		
		4	7.68	7.62	7.76	0.0364		
		5	8.07	8.01	8.15	0.0356		
		6	8.16	8.08	8.22	0.0128		
		7	8.41	8.35	8.49	0.0479		
		8	8.52	8.46	8.60	0.0329		
	2	1	7.90	7.84	7.98	0.0213	0.0299	
		2	8.27	8.21	8.35	0.0343		
		3	8.50	8.43	8.57	0.0381		
		4	8.56	8.50	8.64	0.0268		
		6	8.90	8.84	8.98	0.0180		
		7	9.16	9.09	9.23	0.0445		
		8	9.29	9.23	9.37	0.0261		

FORM X
IDENTIFICATION SUMMARY

Lab Name: TestAmerica Edison Job No.: 460-32106-1

SDG No.:

Client Sample ID: NH-01-B MSD Lab Sample ID: 460-32106-1 MSD

Instrument ID (1): PESTGC4 Instrument ID (2): PESTGC4

Date Analyzed (1): 10/12/2011 10:51 Date Analyzed (2): 10/12/2011 10:51

GC Column (1): CLP-1 ID: 0.53(mm) GC Column (2): CLP-2 ID: 0.53(mm)

ANALYTE	COL	PEAK	RT	RT WINDOW		CONCENTRATION		RPD
				FROM	TO	PEAK	MEAN	
gamma-BHC (Lindane)	1		3.34	3.29	3.39	0.00516		0.8
	2		4.62	4.57	4.67	0.00512		
Heptachlor	1		4.27	4.21	4.31	0.00604		7.0
	2		5.60	5.56	5.66	0.00647		
Heptachlor epoxide	1		6.08	6.01	6.15	0.00592		21.2
	2		6.91	6.84	6.98	0.00732		
Endrin	1		7.05	6.99	7.13	0.00880		21.5
	2		7.97	7.90	8.04	0.00709		
Methoxychlor	1		7.87	7.81	7.95	0.00807		49.1
	2		8.86	8.79	8.93	0.0133		
Chlordane	1	1	4.11	4.06	4.20	0.0232	0.0298	8.0
		3	5.13	5.08	5.22	0.0253		
		4	5.96	5.91	6.05	0.0354		
		5	6.26	6.21	6.35	0.0256		
		6	6.42	6.36	6.50	0.0246		
		8	7.21	7.15	7.29	0.0448		
	2	1	5.28	5.23	5.37	0.0235	0.0275	
		3	6.45	6.39	6.53	0.0260		
		4	7.11	7.04	7.18	0.0279		
		5	7.20	7.14	7.28	0.0252		
		6	7.26	7.20	7.34	0.0300		
		8	8.26	8.18	8.32	0.0327		
Toxaphene	1	1	7.37	7.28	7.42	0.0309	0.0372	3.0
		2	7.39	7.33	7.47	0.0380		
		3	7.61	7.55	7.69	0.0226		
		4	7.68	7.62	7.76	0.0400		
		5	8.07	8.01	8.15	0.0425		
		6	8.16	8.08	8.22	0.0174		
		7	8.41	8.35	8.49	0.0604		
		8	8.52	8.46	8.60	0.0456		
	2	1	7.90	7.84	7.98	0.0274	0.0383	
		2	8.27	8.21	8.35	0.0402		
		3	8.50	8.43	8.57	0.0417		
		4	8.56	8.50	8.64	0.0377		
		6	8.90	8.84	8.98	0.0231		
		7	9.16	9.09	9.23	0.0616		
		8	9.29	9.23	9.37	0.0363		

FORM X
IDENTIFICATION SUMMARY

Lab Name: TestAmerica Edison Job No.: 460-32106-1

SDG No.:

Client Sample ID: Lab Sample ID: LCS 460-89123/2-A

Instrument ID (1): PESTGC4 Instrument ID (2): PESTGC4

Date Analyzed (1): 10/12/2011 10:23 Date Analyzed (2): 10/12/2011 10:23

GC Column (1): CLP-1 ID: 0.53(mm) GC Column (2): CLP-2 ID: 0.53(mm)

ANALYTE	COL	PEAK	RT	RT WINDOW		CONCENTRATION		RPD
				FROM	TO	PEAK	MEAN	
gamma-BHC (Lindane)	1		3.34	3.29	3.39	0.00500		1.8
	2		4.62	4.57	4.67	0.00509		
Heptachlor	1		4.26	4.21	4.31	0.00596		5.8
	2		5.60	5.56	5.66	0.00632		
Heptachlor epoxide	1		6.08	6.01	6.15	0.00581		7.7
	2		6.91	6.84	6.98	0.00627		
Endrin	1		7.05	6.99	7.13	0.00754		17.2
	2		7.97	7.90	8.04	0.00634		
Methoxychlor	1		7.87	7.81	7.95	0.00908		39.3
	2		8.86	8.79	8.93	0.0135		
Chlordane	1	1	4.11	4.06	4.20	0.0216	0.0288	10.6
		3	5.13	5.08	5.22	0.0248		
		4	5.96	5.91	6.05	0.0326		
		5	6.26	6.21	6.35	0.0250		
		6	6.42	6.36	6.50	0.0240		
		8	7.21	7.15	7.29	0.0446		
	2	1	5.28	5.23	5.37	0.0215	0.0259	
		3	6.44	6.39	6.53	0.0245		
		4	7.11	7.04	7.18	0.0265		
		5	7.20	7.14	7.28	0.0238		
		6	7.26	7.20	7.34	0.0284		
		8	8.26	8.18	8.32	0.0306		
Toxaphene	1	1	7.37	7.28	7.42	0.0344	0.0362	5.7
		2	7.39	7.33	7.47	0.0310		
		3	7.61	7.55	7.69	0.0218		
		4	7.68	7.62	7.76	0.0458		
		5	8.07	8.01	8.15	0.0421		
		6	8.16	8.08	8.22	0.0164		
		7	8.41	8.35	8.49	0.0577		
		8	8.52	8.46	8.60	0.0401		
	2	2	8.27	8.21	8.35	0.0382	0.0383	
		3	8.50	8.43	8.57	0.0473		
		4	8.56	8.50	8.64	0.0344		
		6	8.90	8.84	8.98	0.0218		
		7	9.16	9.09	9.23	0.0553		
		8	9.29	9.23	9.37	0.0326		

FORM I
PESTICIDES ORGANICS ANALYSIS DATA SHEET

Lab Name: TestAmerica Edison Job No.: 460-32106-1

SDG No.:

Client Sample ID: NH-01-B Lab Sample ID: 460-32106-1

Matrix: Solid (TCLP) Lab File ID: WF694198.D

Analysis Method: 8081A Date Collected: 10/06/2011 18:45

Extraction Method: 3510C Date Extracted: 10/11/2011 18:04

Sample wt/vol: 100(mL) Date Analyzed: 10/12/2011 11:05

Con. Extract Vol.: 5(mL) Dilution Factor: 1

Injection Volume: GC Column: CLP-2 ID: 0.53(mm)

% Moisture: GPC Cleanup:(Y/N) N

Analysis Batch No.: 89330 Units: mg/L

CAS NO.	SURROGATE	%REC	Q	LIMITS
877-09-8	Tetrachloro-m-xylene	90		51-143
2051-24-3	DCB Decachlorobiphenyl	117		65-150

Data File: WF694198.D
Report Date: 13-Oct-2011 10:01

TestAmerica

GC ORGANICS QUANTITATION REPORT

Data file : /chem1/PESTGC4.i/8081T/front/Oct11/10-12-11/12oct11b.b/WF694198.D
Lab Smp Id: 460-32106-A-1-M Client Smp ID: NH-01-B
Inj Date : 12-OCT-2011 11:05
Operator : Inst ID: PESTGC4.i
Smp Info : 460-32106-A-1-M
Misc Info : 460-32106-A-1-M
Comment   :
Method   : /chem1/PESTGC4.i/8081T/front/Oct11/10-12-11/12oct11b.b/08Wf8081.m
Meth Date : 13-Oct-2011 07:36 ferdie Quant Type: ESTD
Cal Date : 03-OCT-2011 07:55 Cal File: WF693768.D
Als bottle: 1
Dil Factor: 1.00000
Integrator: Falcon Compound Sublist: TCLPpest.sub
Target Version: 3.50 Sample Matrix: WATER
Processing Host: hpd3

Concentration Formula: Amt * DF * Vt/Vo * CpndVariable

Name	Value	Description
DF	1.00000	Dilution Factor
Vt	5.00000	Volume of final extract (mL)
Vo	100.00000	Volume of sample extracted (mL)

Cpnd Variable Local Compound Variable

RT	EXP RT	DLT RT	RESPONSE	CONCENTRATIONS ON-COL (ug/L)	CONCENTRATIONS FINAL (ug/l)	TARGET RANGE	RATIO
$ 28 Tetrachloro-m-xylene(surr)					CAS #: 877-09-8		
2.583	2.583	0.000	314163	89.5781	4.5	80.00- 120.00	100.00
$ 30 Decachlorobiphenyl(surr)					CAS #: 2051-24-3		
10.077	10.077	0.000	243592	117.173	5.8	80.00- 120.00	100.00

Data File: WF694198.D

Date: 12-OCT-2011 11:05

Client ID: NH-01-B Instrument: PESTGC4.i

Sample Info: 460-32106-A-1-M Operator:

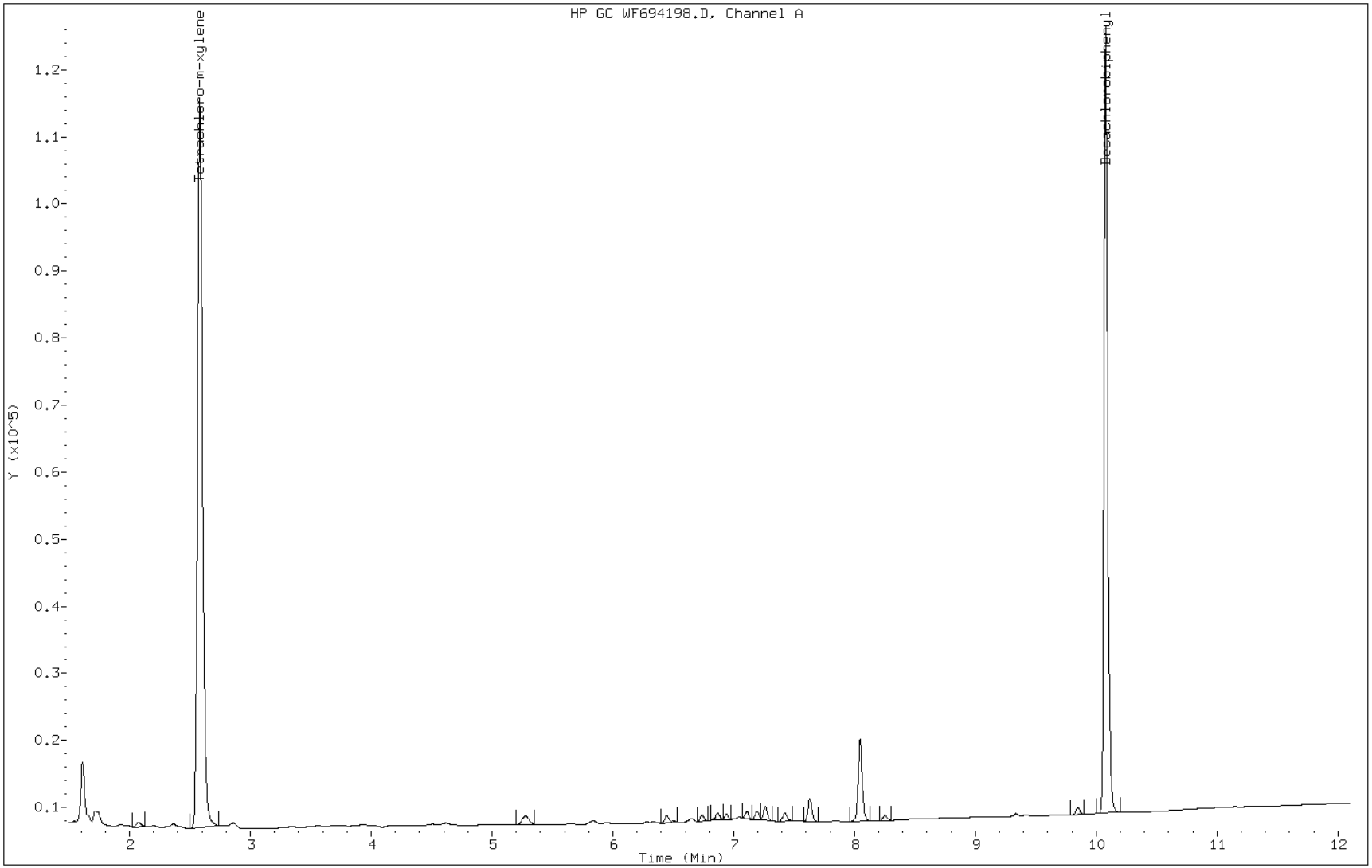

FORM I
PESTICIDES ORGANICS ANALYSIS DATA SHEET

Lab Name: TestAmerica Edison Job No.: 460-32106-1

SDG No.:

Client Sample ID: NH-01-B Lab Sample ID: 460-32106-1

Matrix: Solid (TCLP) Lab File ID: WR694198.D

Analysis Method: 8081A Date Collected: 10/06/2011 18:45

Extraction Method: 3510C Date Extracted: 10/11/2011 18:04

Sample wt/vol: 100(mL) Date Analyzed: 10/12/2011 11:05

Con. Extract Vol.: 5(mL) Dilution Factor: 1

Injection Volume: GC Column: CLP-1 ID: 0.53(mm)

% Moisture: GPC Cleanup:(Y/N) N

Analysis Batch No.: 89330 Units: mg/L

CAS NO.	COMPOUND NAME	RESULT	Q	RL	RL
57-74-9	Chlordane	0.0050	U	0.0050	0.0050
72-20-8	Endrin	0.00050	U *	0.00050	0.00050
58-89-9	gamma-BHC (Lindane)	0.00050	U	0.00050	0.00050
76-44-8	Heptachlor	0.00050	U	0.00050	0.00050
1024-57-3	Heptachlor epoxide	0.00050	U	0.00050	0.00050
72-43-5	Methoxychlor	0.00050	U *	0.00050	0.00050
8001-35-2	Toxaphene	0.0050	U	0.0050	0.0050

CAS NO.	SURROGATE	%REC	Q	LIMITS
877-09-8	Tetrachloro-m-xylene	90		51-143
2051-24-3	DCB Decachlorobiphenyl	110		65-150

TestAmerica

GC ORGANICS QUANTITATION REPORT

Data file : /chem1/PESTGC4.i/8081T/rear/Oct11/10-12-11/12oct11b.b/WR694198.D
Lab Smp Id: 460-32106-A-1-M Client Smp ID: NH-01-B
Inj Date : 12-OCT-2011 11:05
Operator : Inst ID: PESTGC4.i
Smp Info : 460-32106-A-1-M
Misc Info : 460-32106-A-1-M
Comment :
Method : /chem1/PESTGC4.i/8081T/rear/Oct11/10-12-11/12oct11b.b/08Wr8081.m
Meth Date : 13-Oct-2011 06:10 ferdie Quant Type: ESTD
Cal Date : 03-OCT-2011 07:55 Cal File: WR693768.D
Als bottle: 1
Dil Factor: 1.00000
Integrator: Falcon Compound Sublist: TCLPpest.sub
Target Version: 3.50 Sample Matrix: WATER
Processing Host: hpd3

Concentration Formula: Amt * DF * Vt/Vo * CpndVariable

Name	Value	Description
DF	1.00000	Dilution Factor
Vt	5.00000	Volume of final extract (mL)
Vo	100.00000	Volume of sample extracted (mL)

Cpnd Variable Local Compound Variable

RT	EXP RT	DLT RT	RESPONSE	CONCENTRATIONS ON-COL (ug/L)	CONCENTRATIONS FINAL (ug/l)	TARGET RANGE	RATIO
$ 28 Tetrachloro-m-xylene(surr)					CAS #: 877-09-8		
2.060	2.060	0.000	267988	89.7299	4.5	80.00- 120.00	100.00
$ 30 Decachlorobiphenyl(surr)					CAS #: 2051-24-3		
9.120	9.120	0.000	250375	109.562	5.5	80.00- 120.00	100.00

Data File: WR694198.D

Date: 12-OCT-2011 11:05

Client ID: NH-01-B Instrument: PESTGC4.i

Sample Info: 460-32106-A-1-M Operator:

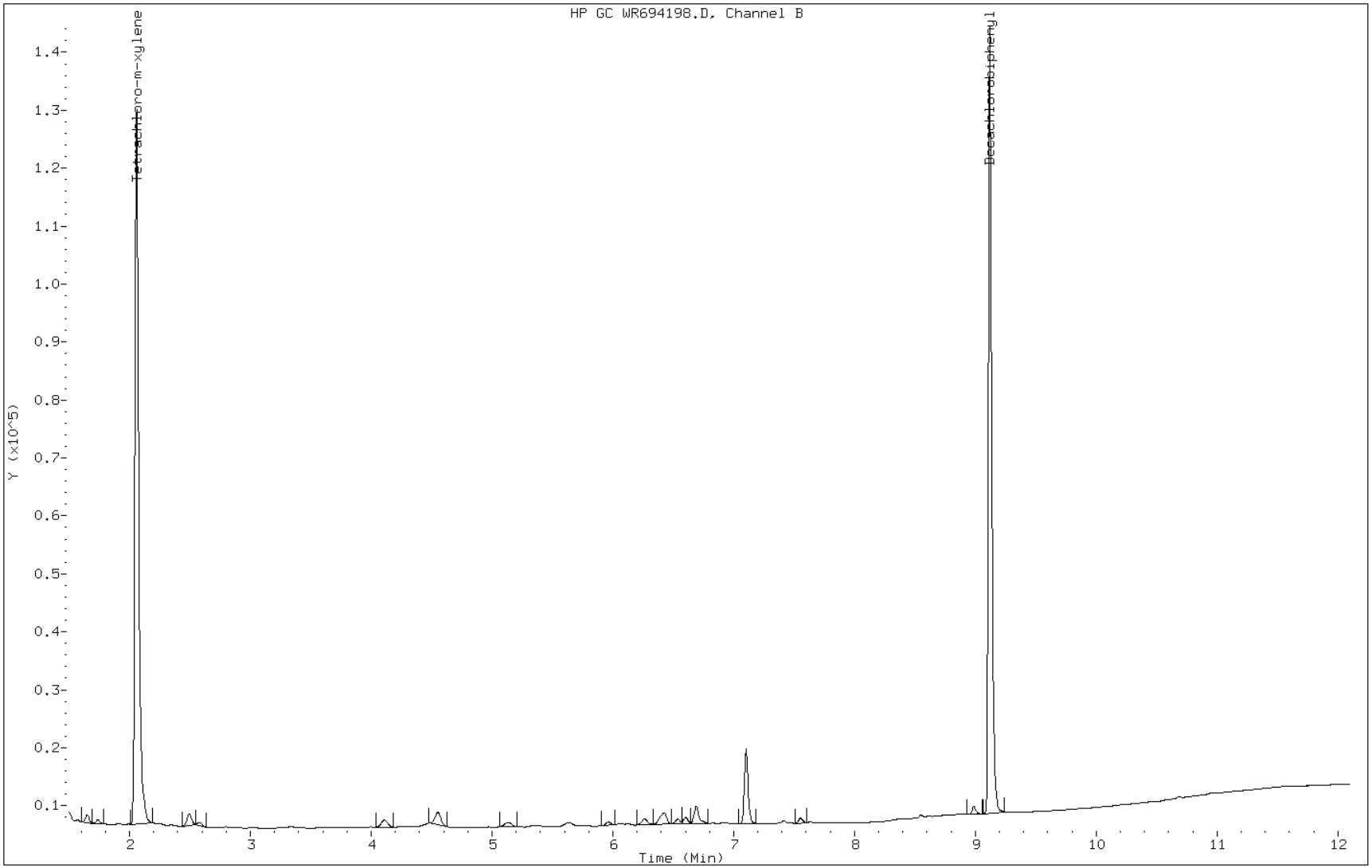

FORM VI
PESTICIDES INITIAL CALIBRATION DATA
EXTERNAL STANDARD RETENTION TIME SUMMARY

Lab Name: TestAmerica Edison Job No.: 460-32106-1 Analy Batch No.: 88010

SDG No.:

Instrument ID: PESTGC4 GC Column: CLP-2 ID: 0.53(mm) Heated Purge: (Y/N) N

Calibration Start Date: 10/03/2011 06:32 Calibration End Date: 10/03/2011 07:27 Calibration ID: 12498

Calibration Files:

LEVEL:	LAB SAMPLE ID:	LAB FILE ID:
Level 1	IC 460-88010/6	WF693763.D
Level 2	IC 460-88010/7	WF693764.D
Level 3	IC 460-88010/5	WF693762.D
Level 4	IC 460-88010/8	WF693765.D
Level 5	IC 460-88010/9	WF693766.D

ANALYTE	LVL 1	LVL 2	LVL 3	LVL 4	LVL 5						RT WINDOW	AVG RT
alpha-BHC	3.877	3.870	3.870	3.877	3.870						3.823 - 3.923	3.873
gamma-BHC (Lindane)	4.647	4.640	4.640	4.643	4.640						4.593 - 4.693	4.642
beta-BHC	4.803	4.800	4.800	4.803	4.800						4.753 - 4.853	4.801
delta-BHC	5.450	5.447	5.447	5.447	5.443						5.397 - 5.497	5.447
Heptachlor	5.623	5.620	5.623	5.623	5.620						5.573 - 5.673	5.622
Aldrin	6.277	6.273	6.277	6.273	6.273						6.227 - 6.327	6.275
Heptachlor epoxide	6.920	6.917	6.917	6.917	6.917						6.847 - 6.987	6.917
gamma-Chlordane	7.117	7.117	7.117	7.113	7.113						7.047 - 7.187	7.115
alpha-Chlordane	7.270	7.270	7.270	7.270	7.270						7.200 - 7.340	7.270
Endosulfan I	7.343	7.343	7.343	7.340	7.340						7.270 - 7.410	7.342
4,4'-DDE	7.417	7.417	7.417	7.417	7.417						7.347 - 7.487	7.417
Dieldrin	7.637	7.633	7.637	7.633	7.633						7.567 - 7.707	7.635
Endrin	7.980	7.977	7.977	7.977	7.977						7.907 - 8.047	7.977
4,4'-DDD	8.053	8.053	8.053	8.050	8.050						7.983 - 8.123	8.052
Endosulfan II	8.203	8.203	8.203	8.203	8.203						8.133 - 8.273	8.203
4,4'-DDT	8.373	8.370	8.370	8.370	8.370						8.300 - 8.440	8.371
Endrin aldehyde	8.497	8.497	8.497	8.497	8.497						8.427 - 8.567	8.497
Endosulfan sulfate	8.700	8.700	8.700	8.700	8.700						8.630 - 8.770	8.700
Methoxychlor	8.867	8.863	8.863	8.863	8.863						8.793 - 8.933	8.864
Endrin ketone	9.087	9.083	9.087	9.083	9.083						9.013 - 9.153	9.085
Tetrachloro-m-xylene	2.597	2.593	2.593	2.597	2.593						2.547 - 2.647	2.595
DCB Decachlorobiphenyl	10.087	10.083	10.083	10.083	10.083						9.983 - 10.183	10.084

FORM VI
PESTICIDES INITIAL CALIBRATION DATA
EXTERNAL STANDARD CURVE EVALUTION

Lab Name: TestAmerica Edison Job No.: 460-32106-1 Analy Batch No.: 88010

SDG No.:

Instrument ID: PESTGC4 GC Column: CLP-2 ID: 0.53(mm) Heated Purge: (Y/N) N

Calibration Start Date: 10/03/2011 06:32 Calibration End Date: 10/03/2011 07:27 Calibration ID: 12498

Calibration Files:

LEVEL:	LAB SAMPLE ID:	LAB FILE ID:
Level 1	IC 460-88010/6	WF693763.D
Level 2	IC 460-88010/7	WF693764.D
Level 3	IC 460-88010/5	WF693762.D
Level 4	IC 460-88010/8	WF693765.D
Level 5	IC 460-88010/9	WF693766.D

ANALYTE	CF				CURVE TYPE	COEFFICIENT			#	MIN CF	%RSD	#	MAX %RSD	R^2 OR COD	#	MIN R^2 OR COD
	LVL 1 LVL 5	LVL 2	LVL 3	LVL 4		B	M1	M2								
alpha-BHC	4410.6 4548.3	4630.8	4748.3	4876.1	Ave		4642.81040				3.9		20.0			
gamma-BHC (Lindane)	4261.4 4151.7	4304.4	4348.1	4466.1	Ave		4306.32520				2.7		20.0			
beta-BHC	2256.4 1882.4	2087.4	2025.6	2036.1	Ave		2057.59080				6.5		20.0			
delta-BHC	3824.5 4065.0	4095.1	4208.6	4349.7	Ave		4108.56320				4.7		20.0			
Heptachlor	3752.5 3578.9	3664.7	3700.7	3831.6	Ave		3705.67280				2.6		20.0			
Aldrin	4019.6 3603.2	3789.7	3829.9	3871.4	Ave		3822.77040				3.9		20.0			
Heptachlor epoxide	3564.2 3004.1	3262.1	3193.2	3228.4	Ave		3250.40400				6.2		20.0			
gamma-Chlordane	3708.7 3232.0	3418.1	3356.1	3444.6	Ave		3431.88560				5.1		20.0			
alpha-Chlordane	3555.2 2979.3	3225.9	3126.2	3188.2	Ave		3214.95920				6.6		20.0			
Endosulfan I	3283.0 2884.7	3071.9	3003.3	3110.1	Ave		3070.59080				4.8		20.0			
4,4'-DDE	3192.6 3057.1	3134.4	3112.8	3229.3	Ave		3145.21800				2.1		20.0			
Dieldrin	3306.9 3088.7	3218.9	3182.6	3293.6	Ave		3218.10880				2.8		20.0			
Endrin	2542.0 2330.1	2401.7	2339.0	2449.9	Ave		2412.55040				3.6		20.0			
4,4'-DDD	2526.7 2513.8	2506.6	2462.2	2637.0	Ave		2529.26200				2.6		20.0			
Endosulfan II	2896.3 2597.5	2695.6	2633.9	2750.9	Ave		2714.83440				4.3		20.0			

Note: The m1 coefficient is the same as Ave CF for an Ave curve type.

FORM VI
PESTICIDES INITIAL CALIBRATION DATA
EXTERNAL STANDARD CURVE EVALUTION

Lab Name: TestAmerica Edison Job No.: 460-32106-1 Analy Batch No.: 88010

SDG No.:

Instrument ID: PESTGC4 GC Column: CLP-2 ID: 0.53(mm) Heated Purge: (Y/N) N

Calibration Start Date: 10/03/2011 06:32 Calibration End Date: 10/03/2011 07:27 Calibration ID: 12498

ANALYTE	CF				CURVE TYPE	COEFFICIENT			#	MIN CF	%RSD	#	MAX %RSD	R^2 OR COD	#	MIN R^2 OR COD
	LVL 1 LVL 5	LVL 2	LVL 3	LVL 4		B	M1	M2								
4,4'-DDT	2126.8 2212.1	2069.4	2089.0	2252.7	Ave		2150.00200				3.7		20.0			
Endrin aldehyde	2271.8 1925.0	2005.5	1957.6	2038.4	Ave		2039.64560				6.7		20.0			
Endosulfan sulfate	2258.6 2120.9	2073.2	2096.1	2189.8	Ave		2147.70960				3.5		20.0			
Methoxychlor	1079.0 1001.0	971.52	977.60	1018.3	Ave		1009.48360				4.3		20.0			
Endrin ketone	2592.1 2384.0	2421.7	2369.4	2489.6	Ave		2451.35520				3.7		20.0			
Tetrachloro-m-xylene	3680.5 3275.3	3783.4	3343.0	3453.6	Ave		3507.14833				6.2		20.0			
DCB Decachlorobiphenyl	2195.2 1959.3	2249.8	1938.9	2051.3	Ave		2078.91333				6.7		20.0			

Note: The m1 coefficient is the same as Ave CF for an Ave curve type.

FORM VI
PESTICIDES INITIAL CALIBRATION DATA
EXTERNAL STANDARD RESPONSE AND CONCENTRATION

Lab Name: TestAmerica Edison Job No.: 460-32106-1 Analy Batch No.: 88010

SDG No.:

Instrument ID: PESTGC4 GC Column: CLP-2 ID: 0.53(mm) Heated Purge: (Y/N) N

Calibration Start Date: 10/03/2011 06:32 Calibration End Date: 10/03/2011 07:27 Calibration ID: 12498

Calibration Files:

LEVEL:	LAB SAMPLE ID:	LAB FILE ID:
Level 1	IC 460-88010/6	WF693763.D
Level 2	IC 460-88010/7	WF693764.D
Level 3	IC 460-88010/5	WF693762.D
Level 4	IC 460-88010/8	WF693765.D
Level 5	IC 460-88010/9	WF693766.D

ANALYTE	CURVE TYPE	RESPONSE					CONCENTRATION (UG/L)				
		LVL 1	LVL 2	LVL 3	LVL 4	LVL 5	LVL 1	LVL 2	LVL 3	LVL 4	LVL 5
alpha-BHC	Ave	44106	231539	474825	1219035	2274141	10.0	50.0	100	250	500
gamma-BHC (Lindane)	Ave	42614	215219	434807	1116524	2075840	10.0	50.0	100	250	500
beta-BHC	Ave	22564	104371	202556	509032	941223	10.0	50.0	100	250	500
delta-BHC	Ave	38245	204754	420860	1087419	2032480	10.0	50.0	100	250	500
Heptachlor	Ave	37525	183233	370074	957888	1789456	10.0	50.0	100	250	500
Aldrin	Ave	40196	189487	382993	967845	1801601	10.0	50.0	100	250	500
Heptachlor epoxide	Ave	35642	163106	319317	807107	1502051	10.0	50.0	100	250	500
gamma-Chlordane	Ave	37087	170906	335608	861139	1615986	10.0	50.0	100	250	500
alpha-Chlordane	Ave	35552	161297	312616	797057	1489634	10.0	50.0	100	250	500
Endosulfan I	Ave	32830	153596	300325	777531	1442330	10.0	50.0	100	250	500
4,4'-DDE	Ave	31926	156720	311277	807317	1528526	10.0	50.0	100	250	500
Dieldrin	Ave	33069	160943	318255	823392	1544333	10.0	50.0	100	250	500
Endrin	Ave	25420	120085	233904	612487	1165032	10.0	50.0	100	250	500
4,4'-DDD	Ave	25267	125328	246219	659262	1256906	10.0	50.0	100	250	500
Endosulfan II	Ave	28963	134782	263388	687713	1298750	10.0	50.0	100	250	500
4,4'-DDT	Ave	21268	103468	208898	563184	1106067	10.0	50.0	100	250	500
Endrin aldehyde	Ave	22718	100275	195757	509597	962485	10.0	50.0	100	250	500
Endosulfan sulfate	Ave	22586	103660	209610	547446	1060432	10.0	50.0	100	250	500
Methoxychlor	Ave	10790	48576	97760	254586	500477	10.0	50.0	100	250	500
Endrin ketone	Ave	25921	121084	236943	622403	1191977	10.0	50.0	100	250	500
Tetrachloro-m-xylene	Ave	92012	189170	334298	518035	655063	25.0	50.0	100	150	200
DCB Decachlorobiphenyl	Ave	54881	112491	193888	307696	391864	25.0	50.0	100	150	200

Curve Type Legend:
Ave = Average

FORM VI
PESTICIDES INITIAL CALIBRATION DATA
EXTERNAL STANDARD RETENTION TIME SUMMARY

Lab Name: TestAmerica Edison Job No.: 460-32106-1 Analy Batch No.: 88010

SDG No.:

Instrument ID: PESTGC4 GC Column: CLP-1 ID: 0.53(mm) Heated Purge: (Y/N) N

Calibration Start Date: 10/03/2011 06:32 Calibration End Date: 10/03/2011 07:27 Calibration ID: 12497

Calibration Files:

LEVEL:	LAB SAMPLE ID:	LAB FILE ID:
Level 1	IC 460-88010/6	WR693763.D
Level 2	IC 460-88010/7	WR693764.D
Level 3	IC 460-88010/5	WR693762.D
Level 4	IC 460-88010/8	WR693765.D
Level 5	IC 460-88010/9	WR693766.D

ANALYTE	LVL 1	LVL 2	LVL 3	LVL 4	LVL 5						RT WINDOW	AVG RT
alpha-BHC	2.737	2.733	2.733	2.737	2.730						2.687 - 2.787	2.734
gamma-BHC (Lindane)	3.360	3.353	3.357	3.353	3.353						3.307 - 3.407	3.355
beta-BHC	3.533	3.527	3.527	3.530	3.523						3.480 - 3.580	3.528
delta-BHC	3.883	3.877	3.873	3.883	3.873						3.830 - 3.930	3.878
Heptachlor	4.290	4.283	4.283	4.287	4.280						4.237 - 4.337	4.285
Aldrin	4.880	4.873	4.877	4.877	4.873						4.827 - 4.927	4.876
Heptachlor epoxide	6.097	6.093	6.093	6.093	6.093						6.027 - 6.167	6.094
gamma-Chlordane	6.280	6.277	6.277	6.277	6.273						6.207 - 6.347	6.277
alpha-Chlordane	6.443	6.440	6.440	6.440	6.440						6.370 - 6.510	6.441
4,4'-DDE	6.513	6.513	6.513	6.513	6.513						6.443 - 6.583	6.513
Endosulfan I	6.597	6.593	6.593	6.593	6.593						6.523 - 6.663	6.594
Dieldrin	6.830	6.830	6.830	6.827	6.830						6.760 - 6.900	6.829
Endrin	7.063	7.063	7.063	7.060	7.063						6.993 - 7.133	7.063
4,4'-DDD	7.110	7.110	7.110	7.110	7.110						7.040 - 7.180	7.110
Endosulfan II	7.287	7.287	7.287	7.287	7.287						7.217 - 7.357	7.287
4,4'-DDT	7.390	7.390	7.390	7.390	7.387						7.320 - 7.460	7.389
Endrin aldehyde	7.720	7.717	7.717	7.717	7.717						7.647 - 7.787	7.717
Methoxychlor	7.887	7.883	7.883	7.883	7.883						7.813 - 7.953	7.884
Endosulfan sulfate	8.183	8.180	8.180	8.180	8.180						8.110 - 8.250	8.181
Endrin ketone	8.433	8.433	8.433	8.433	8.433						8.363 - 8.503	8.433
Tetrachloro-m-xylene	2.073	2.070	2.070	2.073	2.070						2.023 - 2.123	2.071
DCB Decachlorobiphenyl	9.127	9.123	9.123	9.123	9.123						9.023 - 9.223	9.124

FORM VI
PESTICIDES INITIAL CALIBRATION DATA
EXTERNAL STANDARD CURVE EVALUTION

Lab Name: TestAmerica Edison Job No.: 460-32106-1 Analy Batch No.: 88010

SDG No.:

Instrument ID: PESTGC4 GC Column: CLP-1 ID: 0.53(mm) Heated Purge: (Y/N) N

Calibration Start Date: 10/03/2011 06:32 Calibration End Date: 10/03/2011 07:27 Calibration ID: 12497

Calibration Files:

LEVEL:	LAB SAMPLE ID:	LAB FILE ID:
Level 1	IC 460-88010/6	WR693763.D
Level 2	IC 460-88010/7	WR693764.D
Level 3	IC 460-88010/5	WR693762.D
Level 4	IC 460-88010/8	WR693765.D
Level 5	IC 460-88010/9	WR693766.D

ANALYTE	CF				CURVE TYPE	COEFFICIENT			#	MIN CF	%RSD	#	MAX %RSD	R^2 OR COD	#	MIN R^2 OR COD
	LVL 1 LVL 5	LVL 2	LVL 3	LVL 4		B	M1	M2								
alpha-BHC	3965.0 3985.7	4109.7	4178.6	4268.7	Ave		4101.53000				3.1		20.0			
gamma-BHC (Lindane)	3788.5 3747.6	3871.1	3861.4	4027.6	Ave		3859.24040				2.8		20.0			
beta-BHC	2040.5 1690.5	1885.4	1824.5	1834.9	Ave		1855.18000				6.8		20.0			
delta-BHC	3439.4 3671.4	3666.0	3748.7	3929.1	Ave		3690.93360				4.8		20.0			
Heptachlor	4074.6 3475.7	3814.5	3757.6	3809.7	Ave		3786.40800				5.6		20.0			
Aldrin	3497.7 3542.2	3609.1	3682.0	3810.1	Ave		3628.19840				3.4		20.0			
Heptachlor epoxide	3733.3 3155.6	3465.7	3422.7	3434.2	Ave		3442.29360				6.0		20.0			
gamma-Chlordane	3997.7 3132.9	3389.7	3330.7	3365.4	Ave		3443.28080				9.5		20.0			
alpha-Chlordane	3507.9 2830.3	3104.1	3047.3	3068.2	Ave		3111.55440				7.9		20.0			
4,4'-DDE	3094.0 2963.0	3032.4	3062.0	3115.3	Ave		3053.36320				1.9		20.0			
Endosulfan I	3258.7 2714.5	2972.8	2954.5	2947.0	Ave		2969.50840				6.5		20.0			
Dieldrin	3231.5 2926.3	3122.9	3106.5	3138.0	Ave		3105.05400				3.6		20.0			
Endrin	2493.7 2281.7	2432.0	2348.9	2467.4	Ave		2404.74920				3.7		20.0			
4,4'-DDD	2826.0 2603.9	2762.6	2772.7	2759.3	Ave		2744.89120				3.0		20.0			
Endosulfan II	3051.4 2533.1	2795.4	2720.5	2725.6	Ave		2765.18680				6.8		20.0			

Note: The m1 coefficient is the same as Ave CF for an Ave curve type.

FORM VI
PESTICIDES INITIAL CALIBRATION DATA
EXTERNAL STANDARD CURVE EVALUTION

Lab Name: TestAmerica Edison Job No.: 460-32106-1 Analy Batch No.: 88010

SDG No.:

Instrument ID: PESTGC4 GC Column: CLP-1 ID: 0.53(mm) Heated Purge: (Y/N) N

Calibration Start Date: 10/03/2011 06:32 Calibration End Date: 10/03/2011 07:27 Calibration ID: 12497

ANALYTE	CF				CURVE TYPE	COEFFICIENT			#	MIN CF	%RSD	#	MAX %RSD	R^2 OR COD	#	MIN R^2 OR COD
	LVL 1 LVL 5	LVL 2	LVL 3	LVL 4		B	M1	M2								
4,4'-DDT	2773.9 2597.8	2649.6	2660.1	2711.9	Ave		2678.66880				2.5		20.0			
Endrin aldehyde	2600.5 2136.4	2358.3	2263.7	2281.0	Ave		2327.98520				7.4		20.0			
Methoxychlor	1709.8 1275.6	1459.0	1365.3	1343.6	Ave		1430.65440				11.8		20.0			
Endosulfan sulfate	2683.6 2276.0	2460.8	2387.8	2425.7	Ave		2446.78480				6.1		20.0			
Endrin ketone	2951.1 2470.7	2685.9	2607.5	2655.0	Ave		2674.02880				6.6		20.0			
Tetrachloro-m-xylene	3092.2 2864.9	3182.5	2850.1	2943.5	Ave		2986.60900				4.9		20.0			
DCB Decachlorobiphenyl	2485.5 2119.1	2508.2	2107.8	2205.5	Ave		2285.23933				8.6		20.0			

Note: The m1 coefficient is the same as Ave CF for an Ave curve type.

FORM VI
PESTICIDES INITIAL CALIBRATION DATA
EXTERNAL STANDARD RESPONSE AND CONCENTRATION

Lab Name: TestAmerica Edison Job No.: 460-32106-1 Analy Batch No.: 88010

SDG No.:

Instrument ID: PESTGC4 GC Column: CLP-1 ID: 0.53(mm) Heated Purge: (Y/N) N

Calibration Start Date: 10/03/2011 06:32 Calibration End Date: 10/03/2011 07:27 Calibration ID: 12497

Calibration Files:

LEVEL:	LAB SAMPLE ID:	LAB FILE ID:
Level 1	IC 460-88010/6	WR693763.D
Level 2	IC 460-88010/7	WR693764.D
Level 3	IC 460-88010/5	WR693762.D
Level 4	IC 460-88010/8	WR693765.D
Level 5	IC 460-88010/9	WR693766.D

ANALYTE	CURVE TYPE	RESPONSE					CONCENTRATION (UG/L)				
		LVL 1	LVL 2	LVL 3	LVL 4	LVL 5	LVL 1	LVL 2	LVL 3	LVL 4	LVL 5
alpha-BHC	Ave	39650	205485	417856	1067167	1992861	10.0	50.0	100	250	500
gamma-BHC (Lindane)	Ave	37885	193557	386136	1006893	1873815	10.0	50.0	100	250	500
beta-BHC	Ave	20405	94272	182450	458732	845266	10.0	50.0	100	250	500
delta-BHC	Ave	34394	183301	374872	982287	1835690	10.0	50.0	100	250	500
Heptachlor	Ave	40746	190725	375760	952417	1737836	10.0	50.0	100	250	500
Aldrin	Ave	34977	180454	368197	952518	1771085	10.0	50.0	100	250	500
Heptachlor epoxide	Ave	37333	173284	342271	858545	1577799	10.0	50.0	100	250	500
gamma-Chlordane	Ave	39977	169484	333065	841357	1566473	10.0	50.0	100	250	500
alpha-Chlordane	Ave	35079	155205	304729	767047	1415147	10.0	50.0	100	250	500
4,4'-DDE	Ave	30940	151622	306201	778830	1481523	10.0	50.0	100	250	500
Endosulfan I	Ave	32587	148639	295454	736759	1357243	10.0	50.0	100	250	500
Dieldrin	Ave	32315	156146	310649	784503	1463174	10.0	50.0	100	250	500
Endrin	Ave	24937	121601	234887	616852	1140874	10.0	50.0	100	250	500
4,4'-DDD	Ave	28260	138129	277270	689815	1301958	10.0	50.0	100	250	500
Endosulfan II	Ave	30514	139772	272046	681396	1266525	10.0	50.0	100	250	500
4,4'-DDT	Ave	27739	132478	266014	677974	1298924	10.0	50.0	100	250	500
Endrin aldehyde	Ave	26005	117917	226368	570260	1068183	10.0	50.0	100	250	500
Methoxychlor	Ave	17098	72952	136531	335889	637783	10.0	50.0	100	250	500
Endosulfan sulfate	Ave	26836	123042	238782	606428	1137976	10.0	50.0	100	250	500
Endrin ketone	Ave	29511	134294	260746	663742	1235368	10.0	50.0	100	250	500
Tetrachloro-m-xylene	Ave	77304	159124	285008	441519	572973	25.0	50.0	100	150	200
DCB Decachlorobiphenyl	Ave	62138	125411	210783	330832	423816	25.0	50.0	100	150	200

Curve Type Legend:
Ave = Average

FORM VI
PESTICIDES INITIAL CALIBRATION DATA
EXTERNAL STANDARD RETENTION TIME SUMMARY

Lab Name: TestAmerica Edison Job No.: 460-32106-1 Analy Batch No.: 88010

SDG No.:

Instrument ID: PESTGC4 GC Column: CLP-2 ID: 0.53(mm) Heated Purge: (Y/N) N

Calibration Start Date: 10/03/2011 07:41 Calibration End Date: 10/03/2011 07:41 Calibration ID: 12499

Calibration Files:

LEVEL:	LAB SAMPLE ID:	LAB FILE ID:
Level 1	IC 460-88010/10	WF693767.D

ANALYTE	LVL 1										RT WINDOW	AVG RT
Chlordane (technical) Peak 1	5.297										5.227 - 5.367	5.297
Chlordane (technical) Peak 2	5.620										5.550 - 5.690	5.620
Chlordane (technical) Peak 3	6.457										6.387 - 6.527	6.457
Chlordane (technical) Peak 4	7.113										7.043 - 7.183	7.113
Chlordane (technical) Peak 5	7.210										7.140 - 7.280	7.210
Chlordane (technical) Peak 6	7.270										7.200 - 7.340	7.270
Chlordane (technical) Peak 7	8.053										7.983 - 8.123	8.053
Chlordane (technical) Peak 8	8.253										8.183 - 8.323	8.253

FORM VI
PESTICIDES INITIAL CALIBRATION DATA
EXTERNAL STANDARD CURVE EVALUTION

Lab Name: TestAmerica Edison Job No.: 460-32106-1 Analy Batch No.: 88010

SDG No.:

Instrument ID: PESTGC4 GC Column: CLP-2 ID: 0.53(mm) Heated Purge: (Y/N) N

Calibration Start Date: 10/03/2011 07:41 Calibration End Date: 10/03/2011 07:41 Calibration ID: 12499

Calibration Files:

LEVEL:	LAB SAMPLE ID:	LAB FILE ID:
Level 1	IC 460-88010/10	WF693767.D

ANALYTE	CF				CURVE TYPE	COEFFICIENT			#	MIN CF	%RSD	#	MAX %RSD	R^2 OR COD	#	MIN R^2 OR COD
	LVL 1					B	M1	M2								
Chlordane (technical) Peak	164.79				Ave		164.785000						20.0			
Chlordane (technical) Peak	184.93				Ave		184.932000						20.0			
Chlordane (technical) Peak	176.87				Ave		176.873000						20.0			
Chlordane (technical) Peak	415.67				Ave		415.666000						20.0			
Chlordane (technical) Peak	353.08				Ave		353.077000						20.0			
Chlordane (technical) Peak	352.22				Ave		352.218000						20.0			
Chlordane (technical) Peak	75.872				Ave		75.8720000						20.0			
Chlordane (technical) Peak	129.28				Ave		129.276000						20.0			

Note: The m1 coefficient is the same as Ave CF for an Ave curve type.

FORM VI
PESTICIDES INITIAL CALIBRATION DATA
EXTERNAL STANDARD RESPONSE AND CONCENTRATION

Lab Name: TestAmerica Edison Job No.: 460-32106-1 Analy Batch No.: 88010

SDG No.:

Instrument ID: PESTGC4 GC Column: CLP-2 ID: 0.53(mm) Heated Purge: (Y/N) N

Calibration Start Date: 10/03/2011 07:41 Calibration End Date: 10/03/2011 07:41 Calibration ID: 12499

Calibration Files:

LEVEL:	LAB SAMPLE ID:	LAB FILE ID:
Level 1	IC 460-88010/10	WF693767.D

ANALYTE	CURVE TYPE	RESPONSE					CONCENTRATION (UG/L)				
		LVL 1					LVL 1				
Chlordane (technical) Peak 1	Ave	164785					1000				
Chlordane (technical) Peak 2	Ave	184932					1000				
Chlordane (technical) Peak 3	Ave	176873					1000				
Chlordane (technical) Peak 4	Ave	415666					1000				
Chlordane (technical) Peak 5	Ave	353077					1000				
Chlordane (technical) Peak 6	Ave	352218					1000				
Chlordane (technical) Peak 7	Ave	75872					1000				
Chlordane (technical) Peak 8	Ave	129276					1000				

Curve Type Legend:
Ave = Average

FORM VI
PESTICIDES INITIAL CALIBRATION DATA
EXTERNAL STANDARD RETENTION TIME SUMMARY

Lab Name: TestAmerica Edison Job No.: 460-32106-1 Analy Batch No.: 88010

SDG No.:

Instrument ID: PESTGC4 GC Column: CLP-1 ID: 0.53(mm) Heated Purge: (Y/N) N

Calibration Start Date: 10/03/2011 07:41 Calibration End Date: 10/03/2011 07:41 Calibration ID: 12500

Calibration Files:

LEVEL:	LAB SAMPLE ID:	LAB FILE ID:
Level 1	IC 460-88010/10	WR693767.D

ANALYTE	LVL 1										RT WINDOW	AVG RT
Chlordane (technical) Peak 1	4.133										4.063 - 4.203	4.133
Chlordane (technical) Peak 2	4.287										4.217 - 4.357	4.287
Chlordane (technical) Peak 3	5.153										5.083 - 5.223	5.153
Chlordane (technical) Peak 4	5.980										5.910 - 6.050	5.980
Chlordane (technical) Peak 5	6.277										6.207 - 6.347	6.277
Chlordane (technical) Peak 6	6.430										6.360 - 6.500	6.430
Chlordane (technical) Peak 7	7.087										7.017 - 7.157	7.087
Chlordane (technical) Peak 8	7.217										7.147 - 7.287	7.217

FORM VI
PESTICIDES INITIAL CALIBRATION DATA
EXTERNAL STANDARD CURVE EVALUTION

Lab Name: TestAmerica Edison Job No.: 460-32106-1 Analy Batch No.: 88010

SDG No.:

Instrument ID: PESTGC4 GC Column: CLP-1 ID: 0.53(mm) Heated Purge: (Y/N) N

Calibration Start Date: 10/03/2011 07:41 Calibration End Date: 10/03/2011 07:41 Calibration ID: 12500

Calibration Files:

LEVEL:	LAB SAMPLE ID:	LAB FILE ID:
Level 1	IC 460-88010/10	WR693767.D

ANALYTE	CF				CURVE TYPE	COEFFICIENT			#	MIN CF	%RSD	#	MAX %RSD	R^2 OR COD	#	MIN R^2 OR COD
	LVL 1					B	M1	M2								
Chlordane (technical) Peak	138.05				Ave		138.050000						20.0			
Chlordane (technical) Peak	183.46				Ave		183.460000						20.0			
Chlordane (technical) Peak	173.36				Ave		173.356000						20.0			
Chlordane (technical) Peak	77.925				Ave		77.9250000						20.0			
Chlordane (technical) Peak	433.86				Ave		433.863000						20.0			
Chlordane (technical) Peak	670.01				Ave		670.014000						20.0			
Chlordane (technical) Peak	87.971				Ave		87.9710000						20.0			
Chlordane (technical) Peak	150.33				Ave		150.327000						20.0			

Note: The m1 coefficient is the same as Ave CF for an Ave curve type.

FORM VI
PESTICIDES INITIAL CALIBRATION DATA
EXTERNAL STANDARD RESPONSE AND CONCENTRATION

Lab Name: TestAmerica Edison Job No.: 460-32106-1 Analy Batch No.: 88010

SDG No.:

Instrument ID: PESTGC4 GC Column: CLP-1 ID: 0.53(mm) Heated Purge: (Y/N) N

Calibration Start Date: 10/03/2011 07:41 Calibration End Date: 10/03/2011 07:41 Calibration ID: 12500

Calibration Files:

LEVEL:	LAB SAMPLE ID:	LAB FILE ID:
Level 1	IC 460-88010/10	WR693767.D

ANALYTE	CURVE TYPE	RESPONSE					CONCENTRATION (UG/L)				
		LVL 1					LVL 1				
Chlordane (technical) Peak 1	Ave	138050					1000				
Chlordane (technical) Peak 2	Ave	183460					1000				
Chlordane (technical) Peak 3	Ave	173356					1000				
Chlordane (technical) Peak 4	Ave	77925					1000				
Chlordane (technical) Peak 5	Ave	433863					1000				
Chlordane (technical) Peak 6	Ave	670014					1000				
Chlordane (technical) Peak 7	Ave	87971					1000				
Chlordane (technical) Peak 8	Ave	150327					1000				

Curve Type Legend:
Ave = Average

FORM VI
PESTICIDES INITIAL CALIBRATION DATA
EXTERNAL STANDARD RETENTION TIME SUMMARY

Lab Name: TestAmerica Edison Job No.: 460-32106-1 Analy Batch No.: 88010

SDG No.:

Instrument ID: PESTGC4 GC Column: CLP-2 ID: 0.53(mm) Heated Purge: (Y/N) N

Calibration Start Date: 10/03/2011 07:55 Calibration End Date: 10/03/2011 07:55 Calibration ID: 12501

Calibration Files:

LEVEL:	LAB SAMPLE ID:	LAB FILE ID:
Level 1	IC 460-88010/11	WF693768.D

ANALYTE	LVL 1										RT WINDOW	AVG RT
Toxaphene Peak 1	7.907										7.837 - 7.977	7.907
Toxaphene Peak 2	8.283										8.213 - 8.353	8.283
Toxaphene Peak 3	8.503										8.433 - 8.573	8.503
Toxaphene Peak 4	8.570										8.500 - 8.640	8.570
Toxaphene Peak 5	8.873										8.803 - 8.943	8.873
Toxaphene Peak 6	8.910										8.840 - 8.980	8.910
Toxaphene Peak 7	9.163										9.093 - 9.233	9.163
Toxaphene Peak 8	9.297										9.227 - 9.367	9.297

FORM VI
PESTICIDES INITIAL CALIBRATION DATA
EXTERNAL STANDARD CURVE EVALUTION

Lab Name: TestAmerica Edison Job No.: 460-32106-1 Analy Batch No.: 88010

SDG No.:

Instrument ID: PESTGC4 GC Column: CLP-2 ID: 0.53(mm) Heated Purge: (Y/N) N

Calibration Start Date: 10/03/2011 07:55 Calibration End Date: 10/03/2011 07:55 Calibration ID: 12501

Calibration Files:

LEVEL:	LAB SAMPLE ID:	LAB FILE ID:
Level 1	IC 460-88010/11	WF693768.D

ANALYTE	CF				CURVE TYPE	COEFFICIENT			#	MIN CF	%RSD	#	MAX %RSD	R^2 OR COD	#	MIN R^2 OR COD
	LVL 1					B	M1	M2								
Toxaphene Peak 1	107.40				Ave		107.400000						20.0			
Toxaphene Peak 2	179.45				Ave		179.449000						20.0			
Toxaphene Peak 3	163.36				Ave		163.358000						20.0			
Toxaphene Peak 4	171.81				Ave		171.809000						20.0			
Toxaphene Peak 5	175.61				Ave		175.612000						20.0			
Toxaphene Peak 6	231.34				Ave		231.335000						20.0			
Toxaphene Peak 7	69.770				Ave		69.7700000						20.0			
Toxaphene Peak 8	74.304				Ave		74.3040000						20.0			

Note: The m1 coefficient is the same as Ave CF for an Ave curve type.

FORM VI
PESTICIDES INITIAL CALIBRATION DATA
EXTERNAL STANDARD RESPONSE AND CONCENTRATION

Lab Name: TestAmerica Edison Job No.: 460-32106-1 Analy Batch No.: 88010

SDG No.:

Instrument ID: PESTGC4 GC Column: CLP-2 ID: 0.53(mm) Heated Purge: (Y/N) N

Calibration Start Date: 10/03/2011 07:55 Calibration End Date: 10/03/2011 07:55 Calibration ID: 12501

Calibration Files:

LEVEL:	LAB SAMPLE ID:	LAB FILE ID:
Level 1	IC 460-88010/11	WF693768.D

ANALYTE	CURVE TYPE	RESPONSE					CONCENTRATION (UG/L)				
		LVL 1					LVL 1				
Toxaphene Peak 1	Ave	107400					1000				
Toxaphene Peak 2	Ave	179449					1000				
Toxaphene Peak 3	Ave	163358					1000				
Toxaphene Peak 4	Ave	171809					1000				
Toxaphene Peak 5	Ave	175612					1000				
Toxaphene Peak 6	Ave	231335					1000				
Toxaphene Peak 7	Ave	69770					1000				
Toxaphene Peak 8	Ave	74304					1000				

Curve Type Legend:

Ave = Average

FORM VI
PESTICIDES INITIAL CALIBRATION DATA
EXTERNAL STANDARD RETENTION TIME SUMMARY

Lab Name: TestAmerica Edison Job No.: 460-32106-1 Analy Batch No.: 88010

SDG No.:

Instrument ID: PESTGC4 GC Column: CLP-1 ID: 0.53(mm) Heated Purge: (Y/N) N

Calibration Start Date: 10/03/2011 07:55 Calibration End Date: 10/03/2011 07:55 Calibration ID: 12502

Calibration Files:

LEVEL:	LAB SAMPLE ID:	LAB FILE ID:
Level 1	IC 460-88010/11	WR693768.D

ANALYTE	LVL 1										RT WINDOW	AVG RT
Toxaphene Peak 1	7.347										7.277 - 7.417	7.347
Toxaphene Peak 2	7.403										7.333 - 7.473	7.403
Toxaphene Peak 3	7.617										7.547 - 7.687	7.617
Toxaphene Peak 4	7.690										7.620 - 7.760	7.690
Toxaphene Peak 5	8.080										8.010 - 8.150	8.080
Toxaphene Peak 6	8.147										8.077 - 8.217	8.147
Toxaphene Peak 7	8.417										8.347 - 8.487	8.417
Toxaphene Peak 8	8.530										8.460 - 8.600	8.530

FORM VI
PESTICIDES INITIAL CALIBRATION DATA
EXTERNAL STANDARD CURVE EVALUTION

Lab Name: TestAmerica Edison Job No.: 460-32106-1 Analy Batch No.: 88010

SDG No.:

Instrument ID: PESTGC4 GC Column: CLP-1 ID: 0.53(mm) Heated Purge: (Y/N) N

Calibration Start Date: 10/03/2011 07:55 Calibration End Date: 10/03/2011 07:55 Calibration ID: 12502

Calibration Files:

LEVEL:	LAB SAMPLE ID:	LAB FILE ID:
Level 1	IC 460-88010/11	WR693768.D

ANALYTE	CF				CURVE TYPE	COEFFICIENT			#	MIN CF	%RSD	#	MAX %RSD	R^2 OR COD	#	MIN R^2 OR COD
	LVL 1					B	M1	M2								
Toxaphene Peak 1	143.84				Ave		143.843000						20.0			
Toxaphene Peak 2	138.26				Ave		138.260000						20.0			
Toxaphene Peak 3	283.52				Ave		283.519000						20.0			
Toxaphene Peak 4	176.49				Ave		176.486000						20.0			
Toxaphene Peak 5	165.81				Ave		165.807000						20.0			
Toxaphene Peak 6	284.34				Ave		284.342000						20.0			
Toxaphene Peak 7	116.65				Ave		116.648000						20.0			
Toxaphene Peak 8	74.991				Ave		74.9910000						20.0			

Note: The m1 coefficient is the same as Ave CF for an Ave curve type.

FORM VI
PESTICIDES INITIAL CALIBRATION DATA
EXTERNAL STANDARD RESPONSE AND CONCENTRATION

Lab Name: TestAmerica Edison Job No.: 460-32106-1 Analy Batch No.: 88010

SDG No.:

Instrument ID: PESTGC4 GC Column: CLP-1 ID: 0.53(mm) Heated Purge: (Y/N) N

Calibration Start Date: 10/03/2011 07:55 Calibration End Date: 10/03/2011 07:55 Calibration ID: 12502

Calibration Files:

LEVEL:	LAB SAMPLE ID:	LAB FILE ID:
Level 1	IC 460-88010/11	WR693768.D

ANALYTE	CURVE TYPE	RESPONSE					CONCENTRATION (UG/L)				
		LVL 1					LVL 1				
Toxaphene Peak 1	Ave	143843					1000				
Toxaphene Peak 2	Ave	138260					1000				
Toxaphene Peak 3	Ave	283519					1000				
Toxaphene Peak 4	Ave	176486					1000				
Toxaphene Peak 5	Ave	165807					1000				
Toxaphene Peak 6	Ave	284342					1000				
Toxaphene Peak 7	Ave	116648					1000				
Toxaphene Peak 8	Ave	74991					1000				

Curve Type Legend:
Ave = Average

FORM VII
PESTICIDES PERFORMANCE EVALUATION MIXTURE (PEM)

Lab Name: TestAmerica Edison Job No.: 460-32106-1

SDG No.:

Lab Sample ID: PEM 460-89330/3 Calibration Date: 10/12/2011 08:46

Instrument ID: PESTGC4 Calib Start Date: 10/03/2011 06:32

GC Column: CLP-2 ID: 0.53(mm) Calib End Date: 10/03/2011 07:27

Lab File ID: WF694188.D Conc. Units: ug/L

ANALYTE	RT	RESPONSE	BREAKDOWN (%)	LIMIT	#
Endrin	7.97	572104	9.58	15	
Endrin aldehyde	8.49	24980			
Endrin ketone	9.08	35608			

ANALYTE	RT	RESPONSE	BREAKDOWN (%)	LIMIT	#
4,4'-DDT	8.36	493154	9.40	15	
4,4'-DDD	8.05	22162			
4,4'-DDE	7.41	29003			

Data File: WF694188.D
Report Date: 13-Oct-2011 07:35

TestAmerica

GC ORGANICS QUANTITATION REPORT

Data file : /chem1/PESTGC4.i/8081T/front/Oct11/10-12-11/12oct11b.b/WF694188.D
Lab Smp Id: SGDDT/Ei_00015
Inj Date : 12-OCT-2011 08:46
Operator : Inst ID: PESTGC4.i
Smp Info : SGDDT/Ei_00015
Misc Info :
Comment :
Method : /chem1/PESTGC4.i/8081T/front/Oct11/10-12-11/12oct11b.b/08Wf8081.m
Meth Date : 13-Oct-2011 06:13 ferdie Quant Type: ESTD
Cal Date : 03-OCT-2011 07:55 Cal File: WF693768.D
Als bottle: 1
Dil Factor: 1.00000
Integrator: Falcon Compound Sublist: END_DDT.sub
Target Version: 3.50 Sample Matrix: SOIL
Processing Host: hpd3

Concentration Formula: Amt * DF * Vt/(Ws*(100-M)/100) * CpndVariable

Name	Value	Description
DF	1.00000	Dilution Factor
Vt	10.00000	Volume of final extract (uL)(1000 low, 2
Ws	15.00000	Weight of sample extracted (g)
M	0.00000	% Moisture

Cpnd Variable Local Compound Variable

				CONCENTRATIONS ON-COL	FINAL		
RT	EXP RT	DLT RT	RESPONSE	(ug/L)	(ug/kg)	TARGET RANGE	RATIO
7 4,4'-DDD					CAS #: 72-54-8		
8.047	8.047	0.000	22162	8.76224	5.8	80.00- 120.00	100.00(a)
8 4,4'-DDE					CAS #: 72-55-9		
7.410	7.410	0.000	29003	9.22130	6.1	80.00- 120.00	100.00(a)
9 4,4'-DDT					CAS #: 50-29-3		
8.363	8.367	-0.004	493154	229.374	150	80.00- 120.00	100.00
14 Endrin					CAS #: 72-20-8		
7.967	7.970	-0.003	572104	237.137	160	80.00- 120.00	100.00
15 Endrin aldehyde					CAS #: 7421-93-4		
8.493	8.490	0.003	24980	12.2472	8.2	80.00- 120.00	100.00

Data File: WF694188.D
Report Date: 13-Oct-2011 07:35

RT	EXP RT	DLT RT	RESPONSE	CONCENTRATIONS ON-COL (ug/L)	FINAL (ug/kg)	TARGET RANGE	RATIO
16 Endrin ketone					CAS #: 53494-70-5		
9.080	9.080	0.000	35608	14.5258	9.7	80.00- 120.00	100.00

QC Flag Legend

a - Target compound detected but, quantitated amount
Below Limit Of Quantitation(BLOQ).

Data File: WF694188.D

Date: 12-OCT-2011 08:46

Client ID: Instrument: PESTGC4.i

Sample Info: SGDDT/Ei_00015 Operator:

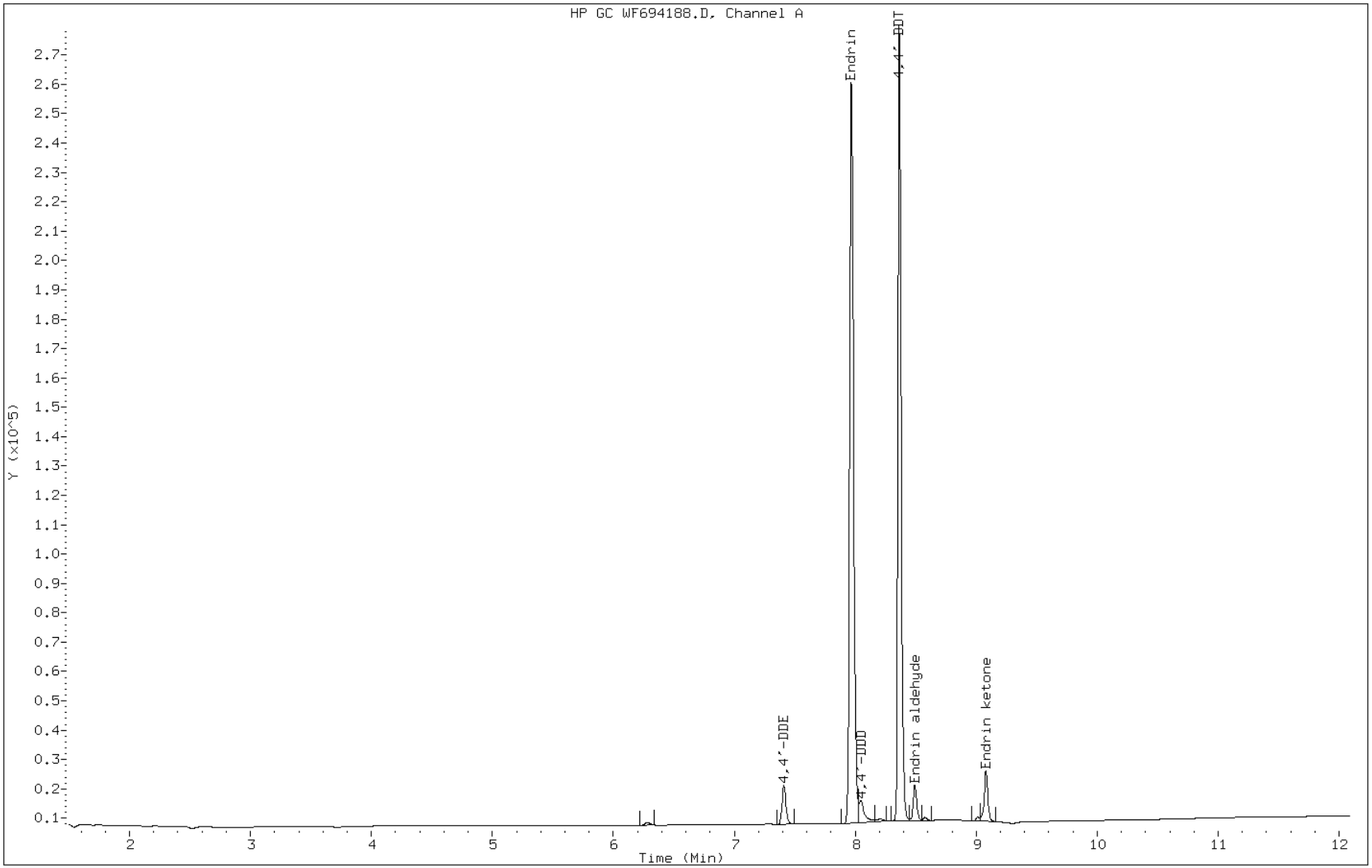

FORM VII
PESTICIDES PERFORMANCE EVALUATION MIXTURE (PEM)

Lab Name: TestAmerica Edison Job No.: 460-32106-1

SDG No.:

Lab Sample ID: PEM 460-89330/3 Calibration Date: 10/12/2011 08:46

Instrument ID: PESTGC4 Calib Start Date: 10/03/2011 06:32

GC Column: CLP-1 ID: 0.53(mm) Calib End Date: 10/03/2011 07:27

Lab File ID: WR694188.D Conc. Units: ug/L

ANALYTE	RT	RESPONSE	BREAKDOWN (%)	LIMIT	#
Endrin	7.06	572934	8.39	15	
Endrin aldehyde	7.71	23692			
Endrin ketone	8.43	28799			

ANALYTE	RT	RESPONSE	BREAKDOWN (%)	LIMIT	#
4,4'-DDT	7.38	561276	4.50	15	
4,4'-DDD	0.00	0			
4,4'-DDE	6.51	26450			

TestAmerica

GC ORGANICS QUANTITATION REPORT

Data file : /chem1/PESTGC4.i/8081T/rear/Oct11/10-12-11/12oct11b.b/WR694188.D
Lab Smp Id: SGDDT/Ei_00015
Inj Date : 12-OCT-2011 08:46
Operator : Inst ID: PESTGC4.i
Smp Info : SGDDT/Ei_00015
Misc Info :
Comment :
Method : /chem1/PESTGC4.i/8081T/rear/Oct11/10-12-11/12oct11b.b/08Wr8081.m
Meth Date : 13-Oct-2011 06:10 ferdie Quant Type: ESTD
Cal Date : 03-OCT-2011 07:55 Cal File: WR693768.D
Als bottle: 1
Dil Factor: 1.00000
Integrator: Falcon Compound Sublist: END_DDT.sub
Target Version: 3.50 Sample Matrix: SOIL
Processing Host: hpd3

Concentration Formula: Amt * DF * Vt/(Ws*(100-M)/100) * CpndVariable

Name	Value	Description
DF	1.00000	Dilution Factor
Vt	10.00000	Volume of final extract (uL)(1000 low, 2
Ws	15.00000	Weight of sample extracted (g)
M	0.00000	% Moisture

Cpnd Variable Local Compound Variable

	RT	EXP RT	DLT RT	RESPONSE	CONCENTRATIONS ON-COL (ug/L)	CONCENTRATIONS FINAL (ug/kg)	TARGET RANGE	RATIO
8	4,4'-DDE					CAS #: 72-55-9		
	6.507	6.507	0.000	26450	8.66258	5.8	80.00- 120.00	100.00(a)
9	4,4'-DDT					CAS #: 50-29-3		
	7.380	7.380	0.000	561276	209.535	140	80.00- 120.00	100.00
14	Endrin					CAS #: 72-20-8		
	7.057	7.057	0.000	572934	238.251	160	80.00- 120.00	100.00
15	Endrin aldehyde					CAS #: 7421-93-4		
	7.710	7.707	0.003	23692	10.1770	6.8	80.00- 120.00	100.00
16	Endrin ketone					CAS #: 53494-70-5		
	8.427	8.427	0.000	28799	10.7699	7.2	80.00- 120.00	100.00

QC Flag Legend

a - Target compound detected but, quantitated amount
Below Limit Of Quantitation(BLOQ).

Data File: WR694188.D

Date: 12-OCT-2011 08:46

Client ID: Instrument: PESTGC4.i

Sample Info: SGDDT/Ei_00015 Operator:

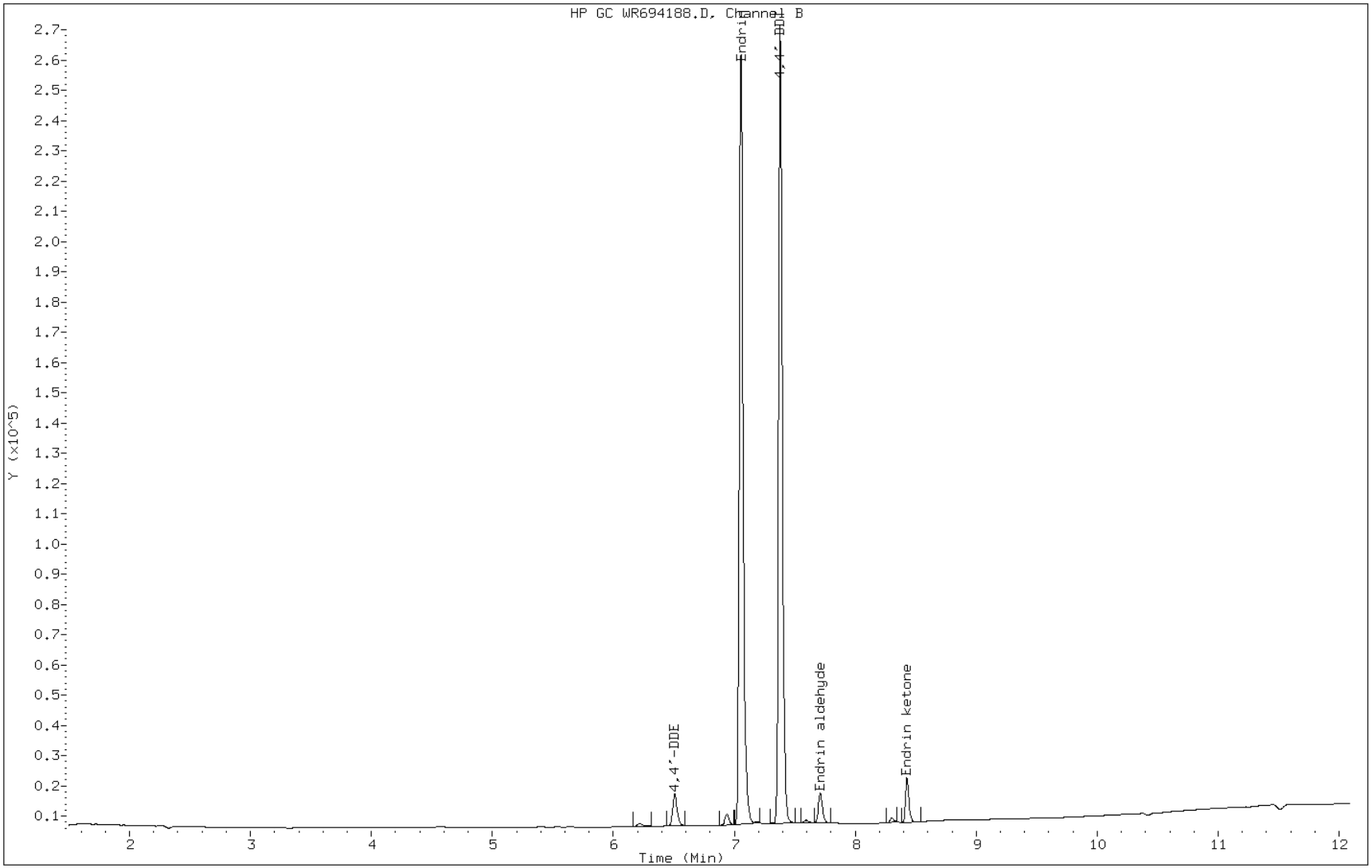

FORM VII
PESTICIDES CONTINUING CALIBRATION DATA

Lab Name: TestAmerica Edison Job No.: 460-32106-1

SDG No.:

Lab Sample ID: CCVRT 460-89330/2 Calibration Date: 10/12/2011 08:32

Instrument ID: PESTGC4 Calib Start Date: 10/03/2011 06:32

GC Column: CLP-2 ID: 0.53(mm) Calib End Date: 10/03/2011 07:27

Lab File ID: WF694187.D Conc. Units: ug/L

ANALYTE	CURVE TYPE	AVE CF	CF	MIN CF	CALC AMOUNT	SPIKE AMOUNT	%D	MAX %D
alpha-BHC	Ave	4643	4605		99.2	100	-0.8	15.0
gamma-BHC (Lindane)	Ave	4306	4246		98.6	100	-1.4	15.0
beta-BHC	Ave	2058	2008		97.6	100	-2.4	15.0
delta-BHC	Ave	4109	3766		91.7	100	-8.3	15.0
Heptachlor	Ave	3706	3675		99.2	100	-0.8	15.0
Aldrin	Ave	3823	3748		98.0	100	-2.0	15.0
Heptachlor epoxide	Ave	3250	3167		97.4	100	-2.6	15.0
gamma-Chlordane	Ave	3432	3348		97.6	100	-2.4	15.0
alpha-Chlordane	Ave	3215	3103		96.5	100	-3.5	15.0
Endosulfan I	Ave	3071	3014		98.2	100	-1.8	15.0
4,4'-DDE	Ave	3145	3152		100	100	0.2	15.0
Dieldrin	Ave	3218	3222		100	100	0.1	15.0
Endrin	Ave	2413	2514		104	100	4.2	15.0
4,4'-DDD	Ave	2529	2551		101	100	0.9	15.0
Endosulfan II	Ave	2715	2679		98.7	100	-1.3	15.0
4,4'-DDT	Ave	2150	2090		97.2	100	-2.8	15.0
Endrin aldehyde	Ave	2040	1976		96.9	100	-3.1	15.0
Endosulfan sulfate	Ave	2148	2013		93.7	100	-6.3	15.0
Methoxychlor	Ave	1009	1106		110	100	9.5	15.0
Endrin ketone	Ave	2451	2284		93.2	100	-6.8	15.0
Tetrachloro-m-xylene	Ave	3507	3206		91.4	100	-8.6	15.0
DCB Decachlorobiphenyl	Ave	2079	2134		103	100	2.6	15.0

FORM VII
PESTICIDES CONTINUING CALIBRATION RETENTION TIME SUMMARY

Lab Name: TestAmerica Edison Job No.: 460-32106-1

SDG No.:

Lab Sample ID: CCVRT 460-89330/2 Calibration Date: 10/12/2011 08:32

Instrument ID: PESTGC4 Calib Start Date: 10/03/2011 06:32

GC Column: CLP-2 ID: 0.53(mm) Calib End Date: 10/03/2011 07:27

Lab File ID: WF694187.D

Analyte	RT	RT WINDOW	
		TO	FROM
alpha-BHC	3.85	3.80	3.90
gamma-BHC (Lindane)	4.62	4.57	4.67
beta-BHC	4.78	4.73	4.83
delta-BHC	5.43	5.38	5.48
Heptachlor	5.60	5.55	5.65
Aldrin	6.26	6.21	6.31
Heptachlor epoxide	6.91	6.84	6.98
gamma-Chlordane	7.11	7.04	7.18
alpha-Chlordane	7.26	7.19	7.33
Endosulfan I	7.33	7.26	7.40
4,4'-DDE	7.41	7.34	7.48
Dieldrin	7.63	7.56	7.70
Endrin	7.97	7.90	8.04
4,4'-DDD	8.04	7.97	8.11
Endosulfan II	8.20	8.13	8.27
4,4'-DDT	8.37	8.30	8.44
Endrin aldehyde	8.49	8.42	8.56
Endosulfan sulfate	8.69	8.62	8.76
Methoxychlor	8.86	8.79	8.93
Endrin ketone	9.08	9.01	9.15
Tetrachloro-m-xylene	2.58	2.53	2.63
DCB Decachlorobiphenyl	10.08	9.98	10.18

FORM VII
PESTICIDES CONTINUING CALIBRATION DATA

Lab Name: TestAmerica Edison Job No.: 460-32106-1

SDG No.:

Lab Sample ID: CCVRT 460-89330/2 Calibration Date: 10/12/2011 08:32

Instrument ID: PESTGC4 Calib Start Date: 10/03/2011 06:32

GC Column: CLP-1 ID: 0.53(mm) Calib End Date: 10/03/2011 07:27

Lab File ID: WR694187.D Conc. Units: ug/L

ANALYTE	CURVE TYPE	AVE CF	CF	MIN CF	CALC AMOUNT	SPIKE AMOUNT	%D	MAX %D
alpha-BHC	Ave	4102	3972		96.8	100	-3.2	15.0
gamma-BHC (Lindane)	Ave	3859	3641		94.3	100	-5.7	15.0
beta-BHC	Ave	1855	1791		96.5	100	-3.5	15.0
delta-BHC	Ave	3691	3336		90.4	100	-9.6	15.0
Heptachlor	Ave	3786	3497		92.4	100	-7.6	15.0
Aldrin	Ave	3628	3552		97.9	100	-2.1	15.0
Heptachlor epoxide	Ave	3442	3308		96.1	100	-3.9	15.0
gamma-Chlordane	Ave	3443	3189		92.6	100	-7.4	15.0
alpha-Chlordane	Ave	3112	2912		93.6	100	-6.4	15.0
4,4'-DDE	Ave	3053	2919		95.6	100	-4.4	15.0
Endosulfan I	Ave	2970	2834		95.4	100	-4.6	15.0
Dieldrin	Ave	3105	2988		96.2	100	-3.8	15.0
Endrin	Ave	2405	2309		96.0	100	-4.0	15.0
4,4'-DDD	Ave	2745	2696		98.2	100	-1.8	15.0
Endosulfan II	Ave	2765	2603		94.1	100	-5.9	15.0
4,4'-DDT	Ave	2679	2463		91.9	100	-8.1	15.0
Endrin aldehyde	Ave	2328	2161		92.8	100	-7.2	15.0
Methoxychlor	Ave	1431	1296		90.6	100	-9.4	15.0
Endosulfan sulfate	Ave	2447	2161		88.3	100	-11.7	15.0
Endrin ketone	Ave	2674	2321		86.8	100	-13.2	15.0
Tetrachloro-m-xylene	Ave	2987	2780		93.1	100	-6.9	15.0
DCB Decachlorobiphenyl	Ave	2285	2195		96.0	100	-4.0	15.0

FORM VII
PESTICIDES CONTINUING CALIBRATION RETENTION TIME SUMMARY

Lab Name: TestAmerica Edison Job No.: 460-32106-1

SDG No.:

Lab Sample ID: CCVRT 460-89330/2 Calibration Date: 10/12/2011 08:32

Instrument ID: PESTGC4 Calib Start Date: 10/03/2011 06:32

GC Column: CLP-1 ID: 0.53(mm) Calib End Date: 10/03/2011 07:27

Lab File ID: WR694187.D

Analyte	RT	RT WINDOW	
		TO	FROM
alpha-BHC	2.72	2.67	2.77
gamma-BHC (Lindane)	3.34	3.29	3.39
beta-BHC	3.51	3.46	3.56
delta-BHC	3.86	3.80	3.90
Heptachlor	4.26	4.21	4.31
Aldrin	4.86	4.80	4.90
Heptachlor epoxide	6.08	6.01	6.15
gamma-Chlordane	6.26	6.19	6.33
alpha-Chlordane	6.43	6.36	6.50
4,4'-DDE	6.50	6.44	6.58
Endosulfan I	6.58	6.51	6.65
Dieldrin	6.82	6.75	6.89
Endrin	7.05	6.99	7.13
4,4'-DDD	7.10	7.03	7.17
Endosulfan II	7.28	7.21	7.35
4,4'-DDT	7.38	7.31	7.45
Endrin aldehyde	7.71	7.64	7.78
Methoxychlor	7.88	7.81	7.95
Endosulfan sulfate	8.17	8.10	8.24
Endrin ketone	8.43	8.36	8.50
Tetrachloro-m-xylene	2.06	2.01	2.11
DCB Decachlorobiphenyl	9.12	9.02	9.22

FORM VII
PESTICIDES CONTINUING CALIBRATION DATA

Lab Name: TestAmerica Edison Job No.: 460-32106-1

SDG No.:

Lab Sample ID: CCV 460-89330/16 Calibration Date: 10/12/2011 11:46

Instrument ID: PESTGC4 Calib Start Date: 10/03/2011 06:32

GC Column: CLP-2 ID: 0.53(mm) Calib End Date: 10/03/2011 07:27

Lab File ID: WF694201.D Conc. Units: ug/L

ANALYTE	CURVE TYPE	AVE CF	CF	MIN CF	CALC AMOUNT	SPIKE AMOUNT	%D	MAX %D
alpha-BHC	Ave	4643	4687		101	100	0.9	15.0
gamma-BHC (Lindane)	Ave	4306	4313		100	100	0.2	15.0
beta-BHC	Ave	2058	2041		99.2	100	-0.8	15.0
delta-BHC	Ave	4109	3882		94.5	100	-5.5	15.0
Heptachlor	Ave	3706	3759		101	100	1.4	15.0
Aldrin	Ave	3823	3856		101	100	0.9	15.0
Heptachlor epoxide	Ave	3250	3268		101	100	0.5	15.0
gamma-Chlordane	Ave	3432	3456		101	100	0.7	15.0
alpha-Chlordane	Ave	3215	3207		99.8	100	-0.2	15.0
Endosulfan I	Ave	3071	3109		101	100	1.2	15.0
4,4'-DDE	Ave	3145	3239		103	100	3.0	15.0
Dieldrin	Ave	3218	3323		103	100	3.3	15.0
Endrin	Ave	2413	2509		104	100	4.0	15.0
4,4'-DDD	Ave	2529	2630		104	100	4.0	15.0
Endosulfan II	Ave	2715	2766		102	100	1.9	15.0
4,4'-DDT	Ave	2150	2116		98.4	100	-1.6	15.0
Endrin aldehyde	Ave	2040	2060		101	100	1.0	15.0
Endosulfan sulfate	Ave	2148	2057		95.8	100	-4.2	15.0
Methoxychlor	Ave	1009	1103		109	100	9.2	15.0
Endrin ketone	Ave	2451	2384		97.2	100	-2.8	15.0
Tetrachloro-m-xylene	Ave	3507	3251		92.7	100	-7.3	15.0
DCB Decachlorobiphenyl	Ave	2079	2207		106	100	6.2	15.0

FORM VII
PESTICIDES CONTINUING CALIBRATION RETENTION TIME SUMMARY

Lab Name: TestAmerica Edison Job No.: 460-32106-1

SDG No.:

Lab Sample ID: CCV 460-89330/16 Calibration Date: 10/12/2011 11:46

Instrument ID: PESTGC4 Calib Start Date: 10/03/2011 06:32

GC Column: CLP-2 ID: 0.53(mm) Calib End Date: 10/03/2011 07:27

Lab File ID: WF694201.D

Analyte	RT	RT WINDOW	
		TO	FROM
alpha-BHC	3.86	3.80	3.90
gamma-BHC (Lindane)	4.63	4.57	4.67
beta-BHC	4.79	4.73	4.83
delta-BHC	5.43	5.38	5.48
Heptachlor	5.60	5.56	5.66
Aldrin	6.26	6.21	6.31
Heptachlor epoxide	6.91	6.84	6.98
gamma-Chlordane	7.11	7.04	7.18
alpha-Chlordane	7.26	7.19	7.33
Endosulfan I	7.33	7.26	7.40
4,4'-DDE	7.41	7.34	7.48
Dieldrin	7.63	7.56	7.70
Endrin	7.97	7.90	8.04
4,4'-DDD	8.04	7.98	8.12
Endosulfan II	8.20	8.13	8.27
4,4'-DDT	8.36	8.30	8.44
Endrin aldehyde	8.49	8.42	8.56
Endosulfan sulfate	8.69	8.62	8.76
Methoxychlor	8.86	8.79	8.93
Endrin ketone	9.08	9.01	9.15
Tetrachloro-m-xylene	2.58	2.53	2.63
DCB Decachlorobiphenyl	10.08	9.98	10.18

FORM VII
PESTICIDES CONTINUING CALIBRATION DATA

Lab Name: TestAmerica Edison Job No.: 460-32106-1

SDG No.:

Lab Sample ID: CCV 460-89330/16 Calibration Date: 10/12/2011 11:46

Instrument ID: PESTGC4 Calib Start Date: 10/03/2011 06:32

GC Column: CLP-1 ID: 0.53(mm) Calib End Date: 10/03/2011 07:27

Lab File ID: WR694201.D Conc. Units: ug/L

ANALYTE	CURVE TYPE	AVE CF	CF	MIN CF	CALC AMOUNT	SPIKE AMOUNT	%D	MAX %D
alpha-BHC	Ave	4102	4025		98.1	100	-1.9	15.0
gamma-BHC (Lindane)	Ave	3859	3693		95.7	100	-4.3	15.0
beta-BHC	Ave	1855	1810		97.6	100	-2.4	15.0
delta-BHC	Ave	3691	3428		92.9	100	-7.1	15.0
Heptachlor	Ave	3786	3556		93.9	100	-6.1	15.0
Aldrin	Ave	3628	3622		99.8	100	-0.2	15.0
Heptachlor epoxide	Ave	3442	3382		98.2	100	-1.8	15.0
gamma-Chlordane	Ave	3443	3261		94.7	100	-5.3	15.0
alpha-Chlordane	Ave	3112	2976		95.6	100	-4.4	15.0
4,4'-DDE	Ave	3053	2988		97.8	100	-2.2	15.0
Endosulfan I	Ave	2970	2910		98.0	100	-2.0	15.0
Dieldrin	Ave	3105	3062		98.6	100	-1.4	15.0
Endrin	Ave	2405	2291		95.3	100	-4.7	15.0
4,4'-DDD	Ave	2745	2779		101	100	1.2	15.0
Endosulfan II	Ave	2765	2672		96.6	100	-3.4	15.0
4,4'-DDT	Ave	2679	2471		92.2	100	-7.8	15.0
Endrin aldehyde	Ave	2328	2249		96.6	100	-3.4	15.0
Methoxychlor	Ave	1431	1286		89.9	100	-10.1	15.0
Endosulfan sulfate	Ave	2447	2215		90.5	100	-9.5	15.0
Endrin ketone	Ave	2674	2439		91.2	100	-8.8	15.0
Tetrachloro-m-xylene	Ave	2987	2820		94.4	100	-5.6	15.0
DCB Decachlorobiphenyl	Ave	2285	2251		98.5	100	-1.5	15.0

FORM VII
PESTICIDES CONTINUING CALIBRATION RETENTION TIME SUMMARY

Lab Name: TestAmerica Edison Job No.: 460-32106-1

SDG No.:

Lab Sample ID: CCV 460-89330/16 Calibration Date: 10/12/2011 11:46

Instrument ID: PESTGC4 Calib Start Date: 10/03/2011 06:32

GC Column: CLP-1 ID: 0.53(mm) Calib End Date: 10/03/2011 07:27

Lab File ID: WR694201.D

Analyte	RT	RT WINDOW	
		TO	FROM
alpha-BHC	2.72	2.67	2.77
gamma-BHC (Lindane)	3.34	3.29	3.39
beta-BHC	3.51	3.46	3.56
delta-BHC	3.86	3.80	3.90
Heptachlor	4.27	4.21	4.31
Aldrin	4.86	4.80	4.90
Heptachlor epoxide	6.08	6.01	6.15
gamma-Chlordane	6.26	6.19	6.33
alpha-Chlordane	6.43	6.36	6.50
4,4'-DDE	6.50	6.44	6.58
Endosulfan I	6.58	6.51	6.65
Dieldrin	6.82	6.75	6.89
Endrin	7.05	6.99	7.13
4,4'-DDD	7.10	7.03	7.17
Endosulfan II	7.28	7.21	7.35
4,4'-DDT	7.38	7.31	7.45
Endrin aldehyde	7.71	7.64	7.78
Methoxychlor	7.88	7.81	7.95
Endosulfan sulfate	8.17	8.10	8.24
Endrin ketone	8.43	8.36	8.50
Tetrachloro-m-xylene	2.06	2.01	2.11
DCB Decachlorobiphenyl	9.12	9.02	9.22

FORM I
PESTICIDES ORGANICS ANALYSIS DATA SHEET

Lab Name: TestAmerica Edison Job No.: 460-32106-1

SDG No.:

Client Sample ID: Lab Sample ID: MB 460-89123/1-A

Matrix: Solid Lab File ID: WF694190.D

Analysis Method: 8081A Date Collected:

Extraction Method: 3510C Date Extracted: 10/11/2011 18:04

Sample wt/vol: 100(mL) Date Analyzed: 10/12/2011 09:13

Con. Extract Vol.: 5(mL) Dilution Factor: 1

Injection Volume: GC Column: CLP-2 ID: 0.53(mm)

% Moisture: GPC Cleanup:(Y/N) N

Analysis Batch No.: 89330 Units: mg/L

CAS NO.	SURROGATE	%REC	Q	LIMITS
877-09-8	Tetrachloro-m-xylene	87		51-143
2051-24-3	DCB Decachlorobiphenyl	109		65-150

Data File: WF694190.D
Report Date: 13-Oct-2011 07:38

TestAmerica

GC ORGANICS QUANTITATION REPORT

Data file : /chem1/PESTGC4.i/8081T/front/Oct11/10-12-11/12oct11b.b/WF694190.D
Lab Smp Id: MB 460-89123/1-A
Inj Date : 12-OCT-2011 09:13
Operator : Inst ID: PESTGC4.i
Smp Info : MB 460-89123/1-A
Misc Info :
Comment :
Method : /chem1/PESTGC4.i/8081T/front/Oct11/10-12-11/12oct11b.b/08Wf8081.m
Meth Date : 13-Oct-2011 07:36 ferdie Quant Type: ESTD
Cal Date : 03-OCT-2011 07:55 Cal File: WF693768.D
Als bottle: 1
Dil Factor: 1.00000
Integrator: Falcon Compound Sublist: TCLPpest.sub
Target Version: 3.50 Sample Matrix: WATER
Processing Host: hpd3

Concentration Formula: Amt * DF * Vt/Vo * CpndVariable

Name	Value	Description
DF	1.00000	Dilution Factor
Vt	5.00000	Volume of final extract (mL)
Vo	100.00000	Volume of sample extracted (mL)

Cpnd Variable Local Compound Variable

				CONCENTRATIONS ON-COL (ug/L)	FINAL (ug/l)	TARGET RANGE	RATIO
RT	EXP RT	DLT RT	RESPONSE				
$ 28 Tetrachloro-m-xylene(surr)					CAS #: 877-09-8		
2.583	2.583	0.000	304715	86.8841	4.3	80.00- 120.00	100.00
$ 30 Decachlorobiphenyl(surr)					CAS #: 2051-24-3		
10.077	10.077	0.000	227392	109.380	5.5	80.00- 120.00	100.00

Data File: WF694190.D

Date: 12-OCT-2011 09:13

Client ID: Instrument: PESTGC4.i

Sample Info: MB 460-89123/1-A Operator:

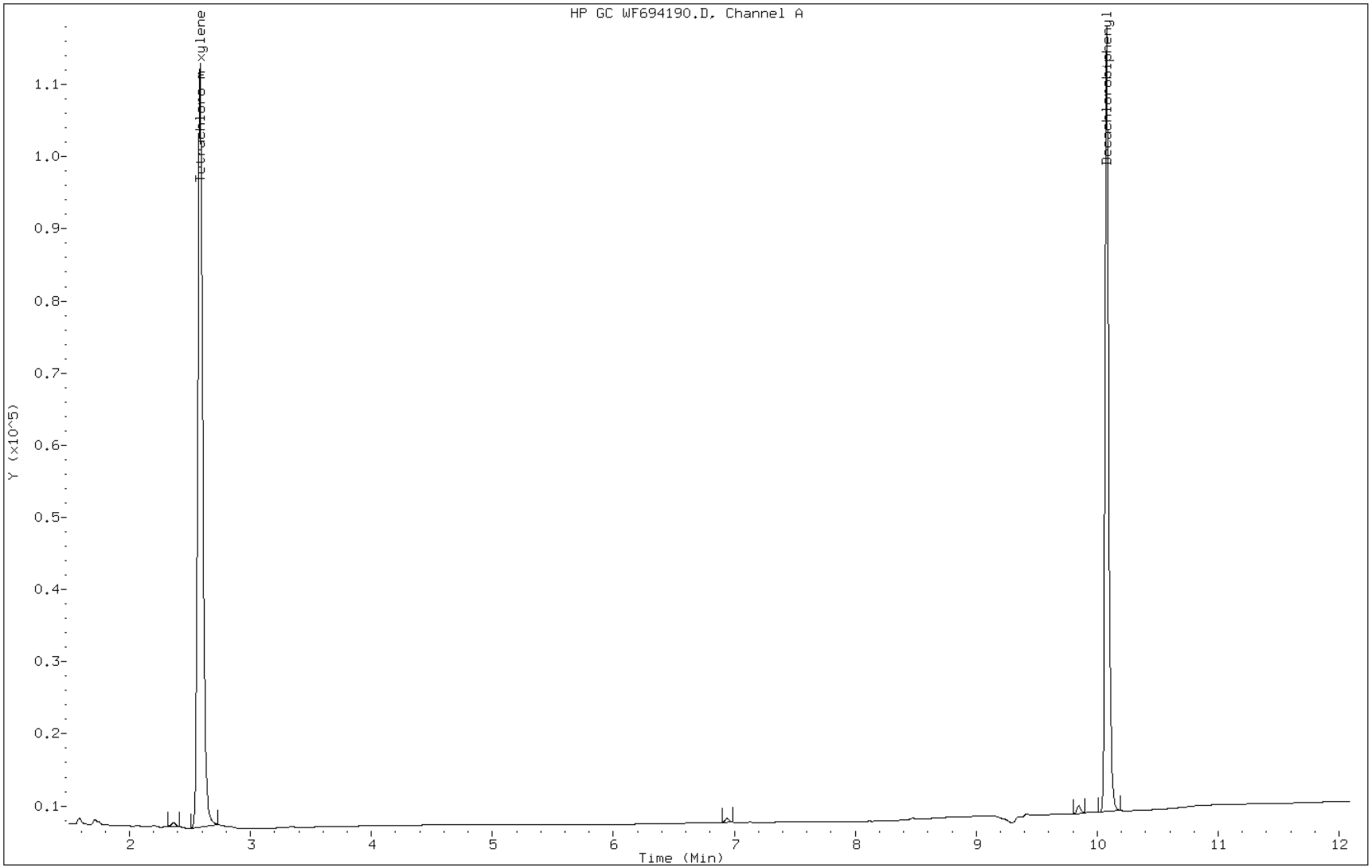

FORM I
PESTICIDES ORGANICS ANALYSIS DATA SHEET

Lab Name: TestAmerica Edison | Job No.: 460-32106-1

SDG No.:

Client Sample ID: | Lab Sample ID: MB 460-89123/1-A

Matrix: Solid | Lab File ID: WR694190.D

Analysis Method: 8081A | Date Collected:

Extraction Method: 3510C | Date Extracted: 10/11/2011 18:04

Sample wt/vol: 100(mL) | Date Analyzed: 10/12/2011 09:13

Con. Extract Vol.: 5(mL) | Dilution Factor: 1

Injection Volume: | GC Column: CLP-1 ID: 0.53(mm)

% Moisture: | GPC Cleanup:(Y/N) N

Analysis Batch No.: 89330 | Units: mg/L

CAS NO.	COMPOUND NAME	RESULT	Q	RL	RL
57-74-9	Chlordane	0.0050	U	0.0050	0.0050
72-20-8	Endrin	0.00050	U	0.00050	0.00050
58-89-9	gamma-BHC (Lindane)	0.00050	U	0.00050	0.00050
76-44-8	Heptachlor	0.00050	U	0.00050	0.00050
1024-57-3	Heptachlor epoxide	0.00050	U	0.00050	0.00050
72-43-5	Methoxychlor	0.00050	U	0.00050	0.00050
8001-35-2	Toxaphene	0.0050	U	0.0050	0.0050

CAS NO.	SURROGATE	%REC	Q	LIMITS
877-09-8	Tetrachloro-m-xylene	86		51-143
2051-24-3	DCB Decachlorobiphenyl	103		65-150

TestAmerica

GC ORGANICS QUANTITATION REPORT

Data file : /chem1/PESTGC4.i/8081T/rear/Oct11/10-12-11/12oct11b.b/WR694190.D
Lab Smp Id: MB 460-89123/1-A
Inj Date : 12-OCT-2011 09:13
Operator : Inst ID: PESTGC4.i
Smp Info : MB 460-89123/1-A
Misc Info :
Comment :
Method : /chem1/PESTGC4.i/8081T/rear/Oct11/10-12-11/12oct11b.b/08Wr8081.m
Meth Date : 13-Oct-2011 06:10 ferdie Quant Type: ESTD
Cal Date : 03-OCT-2011 07:55 Cal File: WR693768.D
Als bottle: 1
Dil Factor: 1.00000
Integrator: Falcon Compound Sublist: TCLPpest.sub
Target Version: 3.50 Sample Matrix: WATER
Processing Host: hpd3

Concentration Formula: Amt * DF * Vt/Vo * CpndVariable

Name	Value	Description
DF	1.00000	Dilution Factor
Vt	5.00000	Volume of final extract (mL)
Vo	100.00000	Volume of sample extracted (mL)

Cpnd Variable Local Compound Variable

RT	EXP RT	DLT RT	RESPONSE	CONCENTRATIONS ON-COL (ug/L)	CONCENTRATIONS FINAL (ug/l)	TARGET RANGE	RATIO
$ 28 Tetrachloro-m-xylene(surr)					CAS #: 877-09-8		
2.060	2.060	0.000	257854	86.3368	4.3	80.00- 120.00	100.00
$ 30 Decachlorobiphenyl(surr)					CAS #: 2051-24-3		
9.120	9.120	0.000	235096	102.876	5.1	80.00- 120.00	100.00

Data File: WR694190.D

Date: 12-OCT-2011 09:13

Client ID: Instrument: PESTGC4.i

Sample Info: MB 460-89123/1-A Operator:

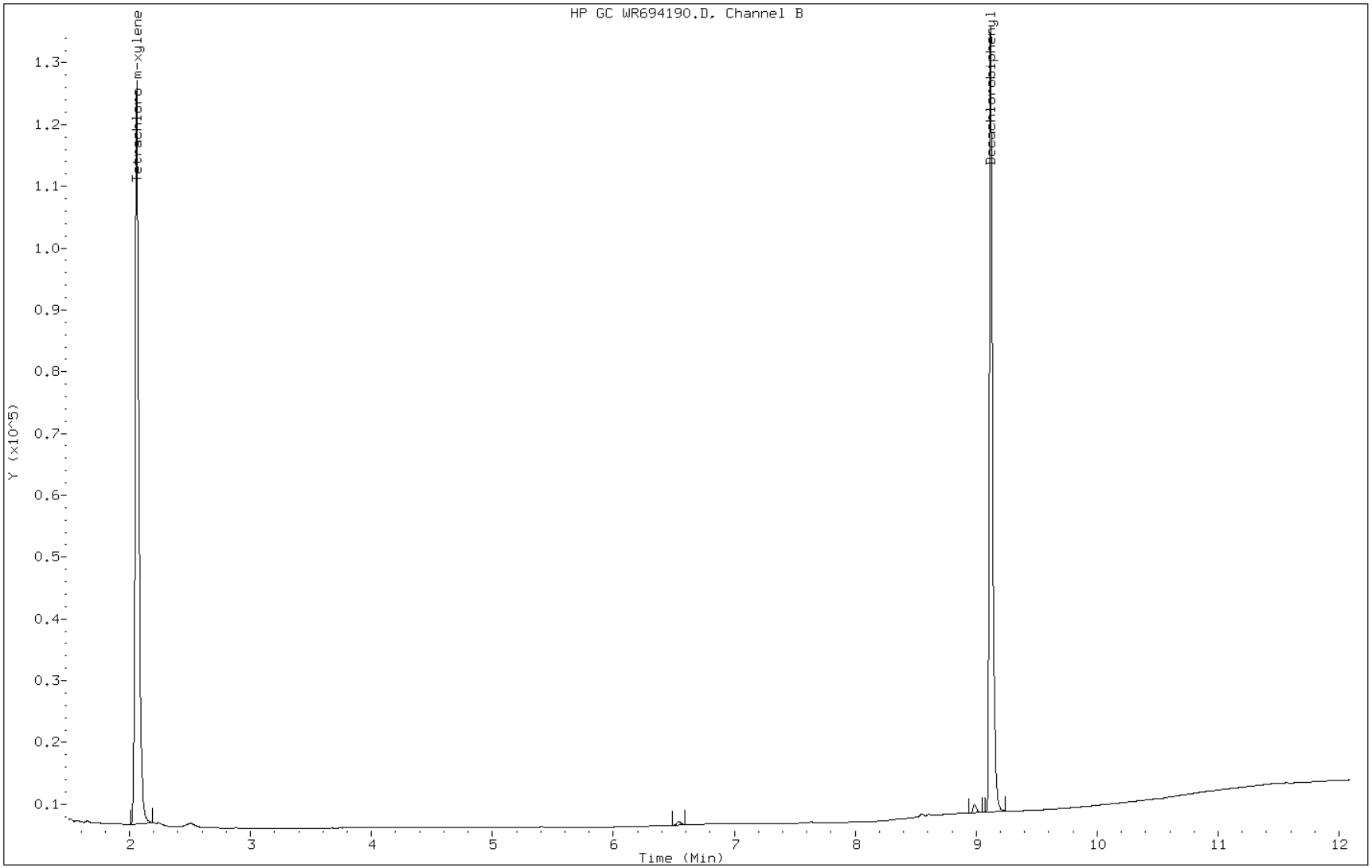

FORM I
PESTICIDES ORGANICS ANALYSIS DATA SHEET

Lab Name: TestAmerica Edison Job No.: 460-32106-1

SDG No.:

Client Sample ID: Lab Sample ID: LB 460-88973/1-E

Matrix: Solid (TCLP) Lab File ID: WF694199.D

Analysis Method: 8081A Date Collected:

Extraction Method: 3510C Date Extracted: 10/11/2011 18:04

Sample wt/vol: 100(mL) Date Analyzed: 10/12/2011 11:19

Con. Extract Vol.: 5(mL) Dilution Factor: 1

Injection Volume: GC Column: CLP-2 ID: 0.53(mm)

% Moisture: GPC Cleanup:(Y/N) N

Analysis Batch No.: 89330 Units: mg/L

CAS NO.	SURROGATE	%REC	Q	LIMITS
877-09-8	Tetrachloro-m-xylene	90		51-143
2051-24-3	DCB Decachlorobiphenyl	121		65-150

Data File: WF694199.D
Report Date: 13-Oct-2011 10:01

TestAmerica

GC ORGANICS QUANTITATION REPORT

Data file : /chem1/PESTGC4.i/8081T/front/Oct11/10-12-11/12oct11b.b/WF694199.D
Lab Smp Id: LB 460-88973/1-E
Inj Date : 12-OCT-2011 11:19
Operator : Inst ID: PESTGC4.i
Smp Info : LB 460-88973/1-E
Misc Info :
Comment :
Method : /chem1/PESTGC4.i/8081T/front/Oct11/10-12-11/12oct11b.b/08Wf8081.m
Meth Date : 13-Oct-2011 07:36 ferdie Quant Type: ESTD
Cal Date : 03-OCT-2011 07:55 Cal File: WF693768.D
Als bottle: 1
Dil Factor: 1.00000
Integrator: Falcon Compound Sublist: TCLPpest.sub
Target Version: 3.50 Sample Matrix: WATER
Processing Host: hpd3

Concentration Formula: Amt * DF * Vt/Vo * CpndVariable

Name	Value	Description
DF	1.00000	Dilution Factor
Vt	5.00000	Volume of final extract (mL)
Vo	100.00000	Volume of sample extracted (mL)

Cpnd Variable Local Compound Variable

RT	EXP RT	DLT RT	RESPONSE	CONCENTRATIONS ON-COL (ug/L)	FINAL (ug/l)	TARGET RANGE	RATIO
$ 28 Tetrachloro-m-xylene(surr)					CAS #: 877-09-8		
2.583	2.583	0.000	314623	89.7092	4.5	80.00- 120.00	100.00
$ 30 Decachlorobiphenyl(surr)					CAS #: 2051-24-3		
10.077	10.077	0.000	252557	121.485	6.1	80.00- 120.00	100.00

Data File: WF694199.D

Date: 12-OCT-2011 11:19

Client ID: Instrument: PESTGC4.i

Sample Info: LB 460-88973/1-E Operator:

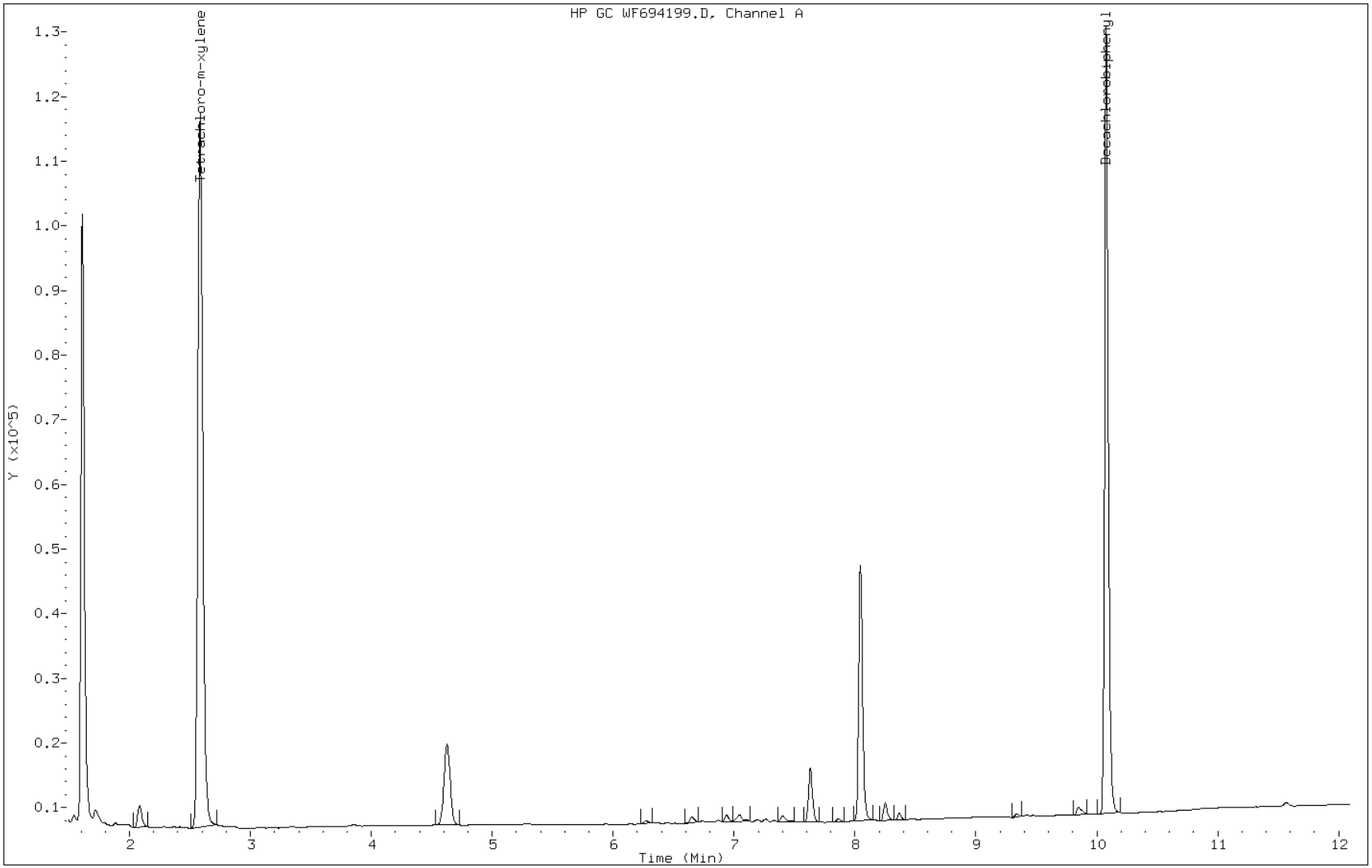

FORM I
PESTICIDES ORGANICS ANALYSIS DATA SHEET

Lab Name: TestAmerica Edison Job No.: 460-32106-1

SDG No.:

Client Sample ID: Lab Sample ID: LB 460-88973/1-E

Matrix: Solid (TCLP) Lab File ID: WR694199.D

Analysis Method: 8081A Date Collected:

Extraction Method: 3510C Date Extracted: 10/11/2011 18:04

Sample wt/vol: 100(mL) Date Analyzed: 10/12/2011 11:19

Con. Extract Vol.: 5(mL) Dilution Factor: 1

Injection Volume: GC Column: CLP-1 ID: 0.53(mm)

% Moisture: GPC Cleanup:(Y/N) N

Analysis Batch No.: 89330 Units: mg/L

CAS NO.	COMPOUND NAME	RESULT	Q	RL	RL
57-74-9	Chlordane	0.0050	U	0.0050	0.0050
72-20-8	Endrin	0.00050	U	0.00050	0.00050
58-89-9	gamma-BHC (Lindane)	0.00050	U	0.00050	0.00050
76-44-8	Heptachlor	0.00050	U	0.00050	0.00050
1024-57-3	Heptachlor epoxide	0.00050	U	0.00050	0.00050
72-43-5	Methoxychlor	0.00050	U	0.00050	0.00050
8001-35-2	Toxaphene	0.0050	U	0.0050	0.0050

CAS NO.	SURROGATE	%REC	Q	LIMITS
877-09-8	Tetrachloro-m-xylene	88		51-143
2051-24-3	DCB Decachlorobiphenyl	114		65-150

TestAmerica

GC ORGANICS QUANTITATION REPORT

Data file : /chem1/PESTGC4.i/8081T/rear/Oct11/10-12-11/12oct11b.b/WR694199.D
Lab Smp Id: LB 460-88973/1-E
Inj Date : 12-OCT-2011 11:19
Operator : Inst ID: PESTGC4.i
Smp Info : LB 460-88973/1-E
Misc Info :
Comment :
Method : /chem1/PESTGC4.i/8081T/rear/Oct11/10-12-11/12oct11b.b/08Wr8081.m
Meth Date : 13-Oct-2011 06:10 ferdie Quant Type: ESTD
Cal Date : 03-OCT-2011 07:55 Cal File: WR693768.D
Als bottle: 1
Dil Factor: 1.00000
Integrator: Falcon Compound Sublist: TCLPpest.sub
Target Version: 3.50 Sample Matrix: WATER
Processing Host: hpd3

Concentration Formula: Amt * DF * Vt/Vo * CpndVariable

Name	Value	Description
DF	1.00000	Dilution Factor
Vt	5.00000	Volume of final extract (mL)
Vo	100.00000	Volume of sample extracted (mL)

Cpnd Variable Local Compound Variable

RT	EXP RT	DLT RT	RESPONSE	CONCENTRATIONS ON-COL (ug/L)	CONCENTRATIONS FINAL (ug/l)	TARGET RANGE	RATIO
$ 28 Tetrachloro-m-xylene(surr)					CAS #: 877-09-8		
2.063	2.060	0.003	263834	88.3391	4.4	80.00- 120.00	100.00
$ 30 Decachlorobiphenyl(surr)					CAS #: 2051-24-3		
9.120	9.120	0.000	260878	114.158	5.7	80.00- 120.00	100.00

Data File: WR694199.D

Date: 12-OCT-2011 11:19

Client ID: Instrument: PESTGC4.i

Sample Info: LB 460-88973/1-E Operator:

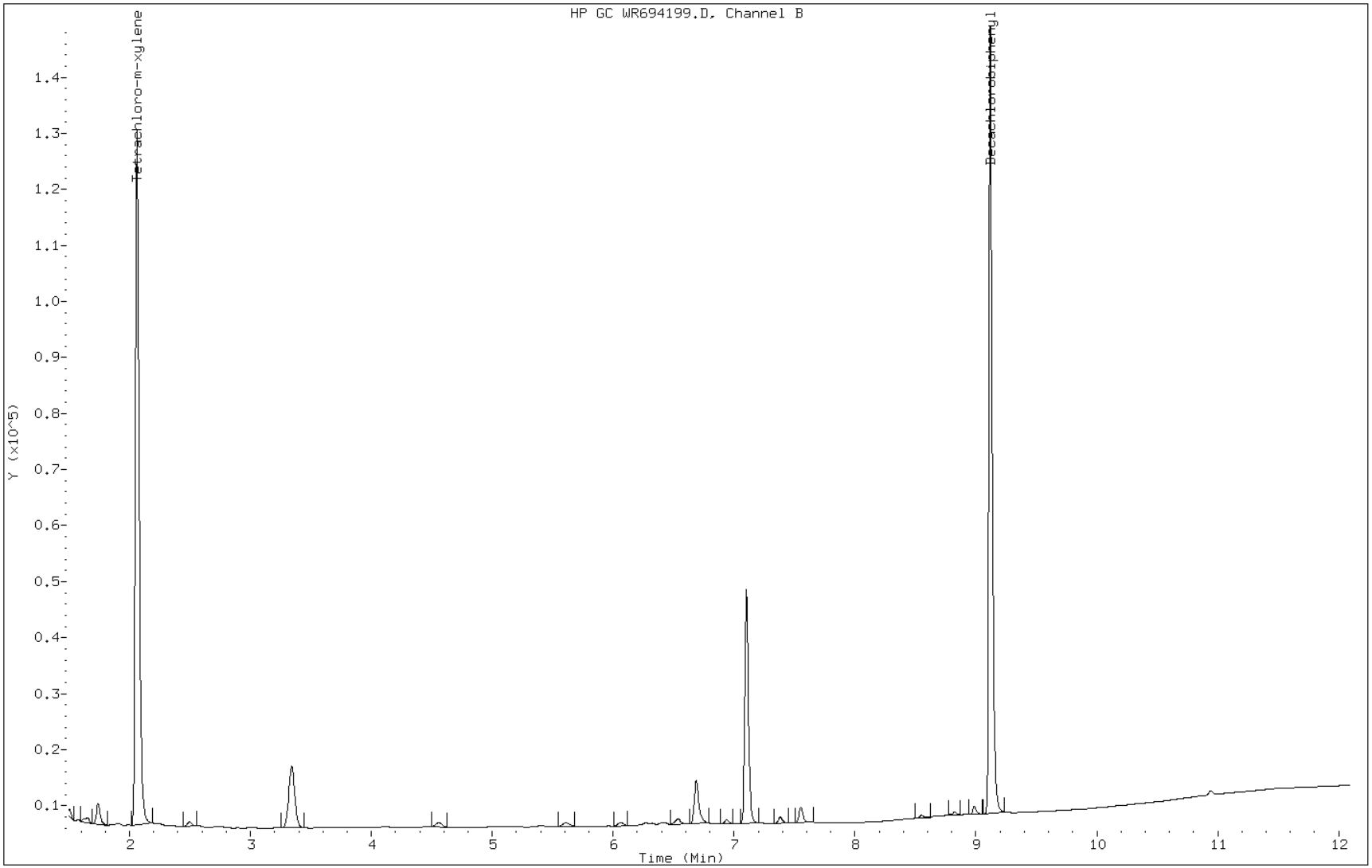

FORM I
PESTICIDES ORGANICS ANALYSIS DATA SHEET

Lab Name: TestAmerica Edison | Job No.: 460-32106-1

SDG No.:

Client Sample ID: | Lab Sample ID: LCS 460-89123/2-A

Matrix: Solid | Lab File ID: WF694195.D

Analysis Method: 8081A | Date Collected:

Extraction Method: 3510C | Date Extracted: 10/11/2011 18:04

Sample wt/vol: 100(mL) | Date Analyzed: 10/12/2011 10:23

Con. Extract Vol.: 5(mL) | Dilution Factor: 1

Injection Volume: | GC Column: CLP-2 ID: 0.53(mm)

% Moisture: | GPC Cleanup:(Y/N) N

Analysis Batch No.: 89330 | Units: mg/L

CAS NO.	COMPOUND NAME	RESULT	Q	RL	RL
57-74-9	*Chlordane*	*0.0259*		*0.0050*	*0.0050*
72-20-8	*Endrin*	*0.00634*		*0.00050*	*0.00050*
58-89-9	gamma-BHC (Lindane)	0.00509		0.00050	0.00050
76-44-8	Heptachlor	0.00632		0.00050	0.00050
1024-57-3	Heptachlor epoxide	0.00627		0.00050	0.00050
72-43-5	Methoxychlor	0.0135		0.00050	0.00050
8001-35-2	Toxaphene	0.0383		0.0050	0.0050

CAS NO.	SURROGATE	%REC	Q	LIMITS
877-09-8	Tetrachloro-m-xylene	92		51-143
2051-24-3	DCB Decachlorobiphenyl	116		65-150

Data File: WF694195.D
Report Date: 13-Oct-2011 09:56

TestAmerica

GC ORGANICS QUANTITATION REPORT

Data file : /chem1/PESTGC4.i/8081T/front/Oct11/10-12-11/12oct11b.b/WF694195.D
Lab Smp Id: LCS 460-89123/2-
Inj Date : 12-OCT-2011 10:23
Operator : Inst ID: PESTGC4.i
Smp Info : LCS 460-89123/2-
Misc Info :
Comment :
Method : /chem1/PESTGC4.i/8081T/front/Oct11/10-12-11/12oct11b.b/08Wf8081.m
Meth Date : 13-Oct-2011 07:36 ferdie Quant Type: ESTD
Cal Date : 03-OCT-2011 07:55 Cal File: WF693768.D
Als bottle: 1
Dil Factor: 1.00000
Integrator: Falcon Compound Sublist: TCLPpest.sub
Target Version: 3.50 Sample Matrix: WATER
Processing Host: hpd3

Concentration Formula: Amt * DF * Vt/Vo * CpndVariable

Name	Value	Description
DF	1.00000	Dilution Factor
Vt	5.00000	Volume of final extract (mL)
Vo	100.00000	Volume of sample extracted (mL)

Cpnd Variable Local Compound Variable

				CONCENTRATIONS ON-COL	FINAL		
RT	EXP RT	DLT RT	RESPONSE	(ug/L)	(ug/l)	TARGET RANGE	RATIO
$ 28 Tetrachloro-m-xylene(surr)					CAS #: 877-09-8		
2.583	2.583	0.000	322547	91.9685	4.6	80.00- 120.00	100.00
5 gamma-BHC (Lindane)					CAS #: 58-89-9		
4.623	4.623	0.000	438760	101.887	5.1	80.00- 120.00	100.00
6 Chlordane					CAS #: 57-74-9		
5.280	5.297	-0.017	70730	429.226	21	80.00- 120.00	100.00(M)
5.603	5.620	-0.017	0			89.78- 134.67	0.00
6.443	6.457	-0.014	86685	490.097	24	85.87- 128.80	122.56
7.107	7.113	-0.006	220310	530.017	26	201.80- 302.70	311.48
7.200	7.210	-0.010	167739	475.078	24	171.41- 257.12	237.15
7.260	7.270	-0.010	199732	567.069	28	171.00- 256.49	282.39
8.057	8.053	0.004	0			36.83- 55.25	0.00

Data File: WF694195.D
Report Date: 13-Oct-2011 09:56

RT	EXP RT	DLT RT	RESPONSE	CONCENTRATIONS ON-COL (ug/L)	FINAL (ug/l)	TARGET RANGE	RATIO
6 Chlordane (continued)							
8.257	8.253	0.004	79065	611.603	30	62.76- 94.14	289.04
	Average of Peak Concentrations =				26		
17 Heptachlor					CAS #: 76-44-8		
5.603	5.607	-0.004	468043	126.304	6.3	80.00- 120.00	100.00(M)
18 Heptachlor epoxide					CAS #: 1024-57-3		
6.907	6.910	-0.003	407894	125.490	6.3	80.00- 120.00	100.00
14 Endrin					CAS #: 72-20-8		
7.967	7.970	-0.003	306124	126.888	6.3	80.00- 120.00	100.00
20 Toxaphene					CAS #: 8001-35-2		
7.907	7.907	0.000	0			80.00- 120.00	0.00(M)
8.270	8.283	-0.013	137061	763.790	38	133.67- 200.50	0.00
8.497	8.503	-0.006	154408	945.212	47	121.68- 182.52	0.00
8.563	8.570	-0.007	118244	688.229	34	127.98- 191.97	0.00
8.860	8.873	-0.013	0			130.81- 196.21	0.00
8.900	8.910	-0.010	100820	435.818	22	172.32- 258.47	0.00
9.157	9.163	-0.006	77206	1106.58	55	51.97- 77.96	0.00
9.290	9.297	-0.007	48399	651.365	32	55.35- 83.02	0.00
	Average of Peak Concentrations =				38		
19 Methoxychlor					CAS #: 72-43-5		
8.860	8.860	0.000	272877	270.313	14	80.00- 120.00	100.00(M)
$ 30 Decachlorobiphenyl(surr)					CAS #: 2051-24-3		
10.077	10.077	0.000	240395	115.635	5.8	80.00- 120.00	100.00

QC Flag Legend

M - Compound response manually integrated.

Data File: WF694195.D

Date: 12-OCT-2011 10:23

Client ID: Instrument: PESTGC4.i

Sample Info: LCS 460-89123/2- Operator:

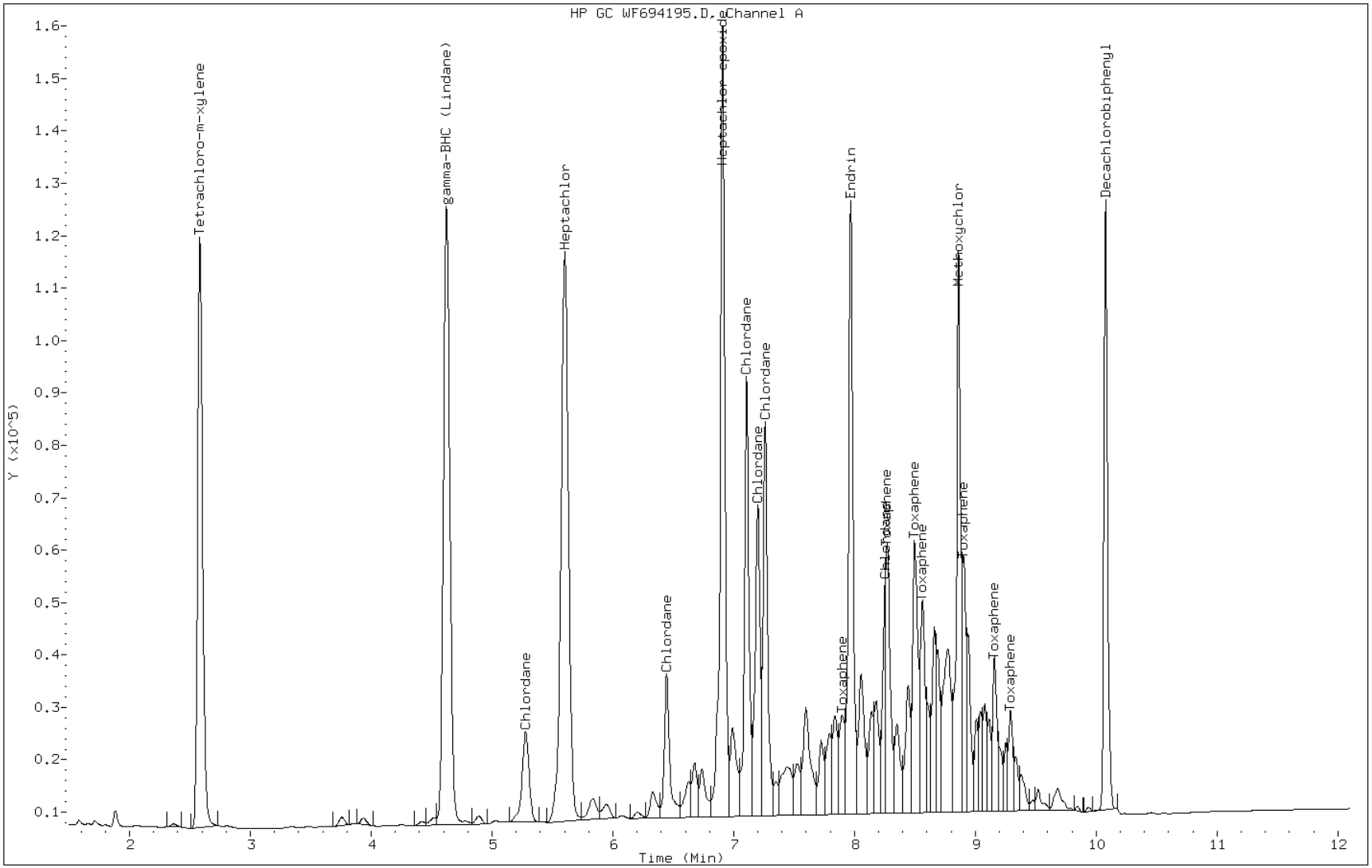

Manual Integration Report

Data File: WF694195.D
Inj. Date and Time: 12-OCT-2011 10:23
Instrument ID: PESTGC4.i
Client ID:
Compound: 6 Chlordane
CAS #: 57-74-9
Report Date: 10/13/2011

Processing Integration Results

RT: 8.27

Response: 204442

Amount: 678.82

Conc: 34.00

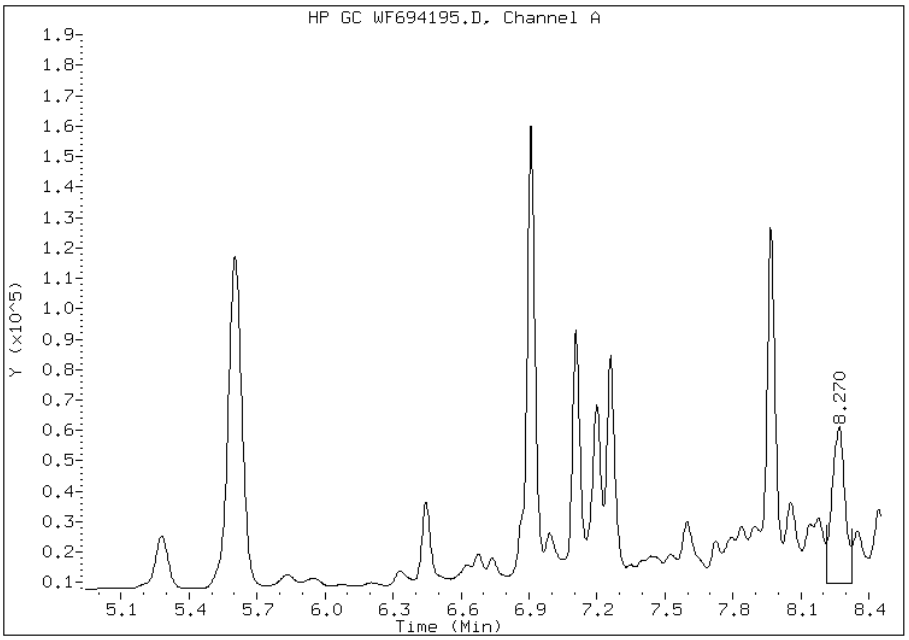

Manual Integration Results

RT: 8.26

Response: 79065

Amount: 517.18

Conc: 26.00

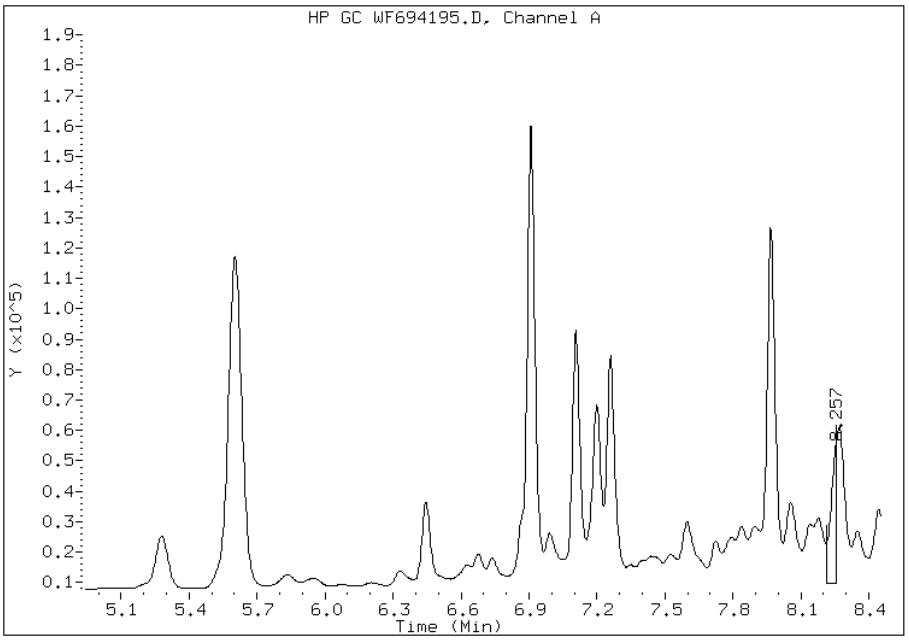

Manually Integrated By: ferdie
Manual Integration Reason:

Manual Integration Report

Data File: WF694195.D
Inj. Date and Time: 12-OCT-2011 10:23
Instrument ID: PESTGC4.i
Client ID:
Compound: 17 Heptachlor
CAS #: 76-44-8
Report Date: 10/13/2011

Processing Integration Results

Not Detected

Expected RT: 5.61

Manual Integration Results

RT: 5.60

Response: 468043

Amount: 126.30

Conc: 6.32

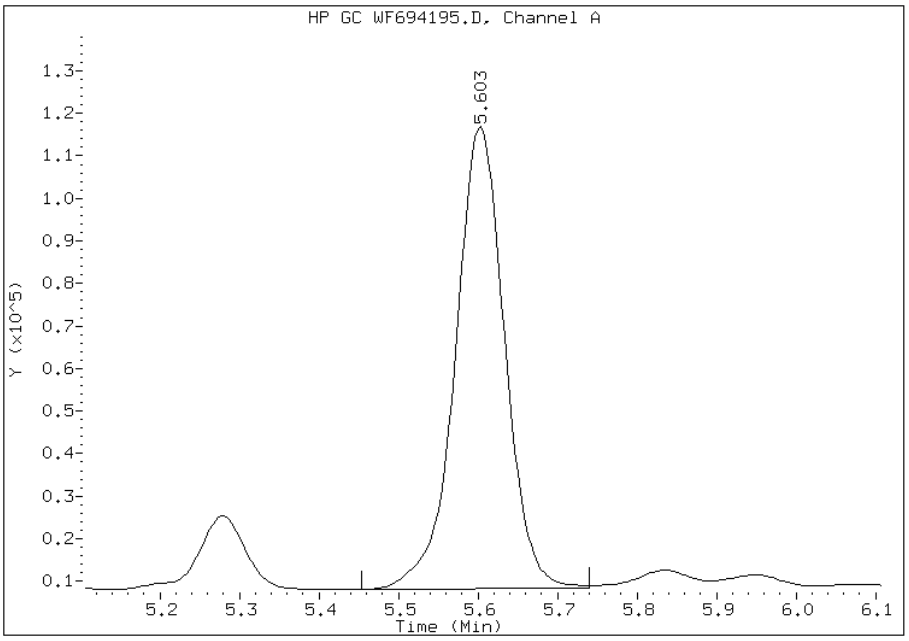

Manually Integrated By: ferdie
Manual Integration Reason: Analyte Misidentified by the Data System

Manual Integration Report

Data File: WF694195.D
Inj. Date and Time: 12-OCT-2011 10:23
Instrument ID: PESTGC4.i
Client ID:
Compound: 19 Methoxychlor
CAS #: 72-43-5
Report Date: 10/13/2011

Processing Integration Results

Not Detected

Expected RT: 8.86

Manual Integration Results

RT: 8.86

Response: 272877

Amount: 270.31

Conc: 13.52

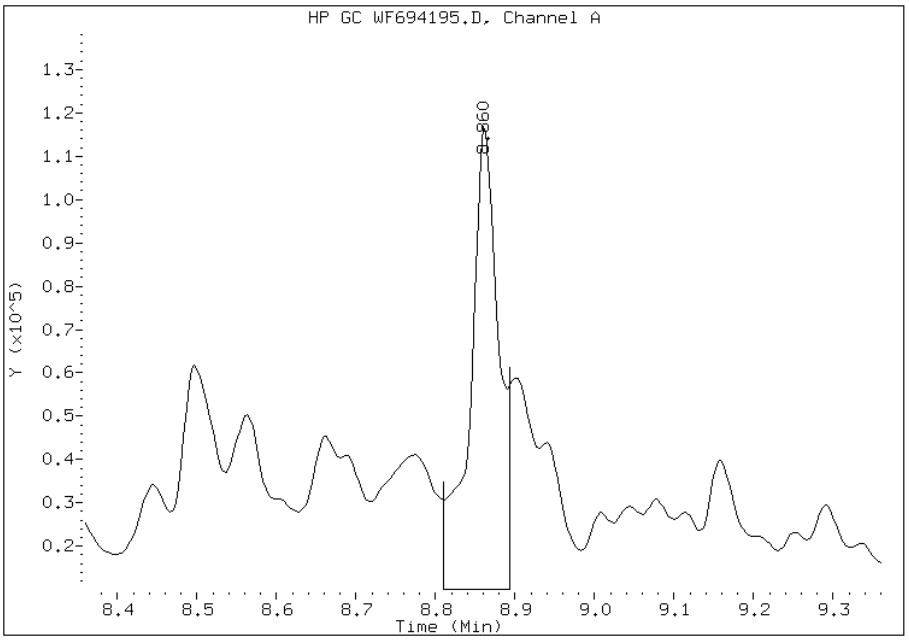

Manually Integrated By: ferdie
Manual Integration Reason: Analyte Misidentified by the Data System

Manual Integration Report

Data File: WF694195.D
Inj. Date and Time: 12-OCT-2011 10:23
Instrument ID: PESTGC4.i
Client ID:
Compound: 20 Toxaphene
CAS #: 8001-35-2
Report Date: 10/13/2011

Processing Integration Results

RT: 7.90

Response: 58849

Amount: 787.78

Conc: 39.00

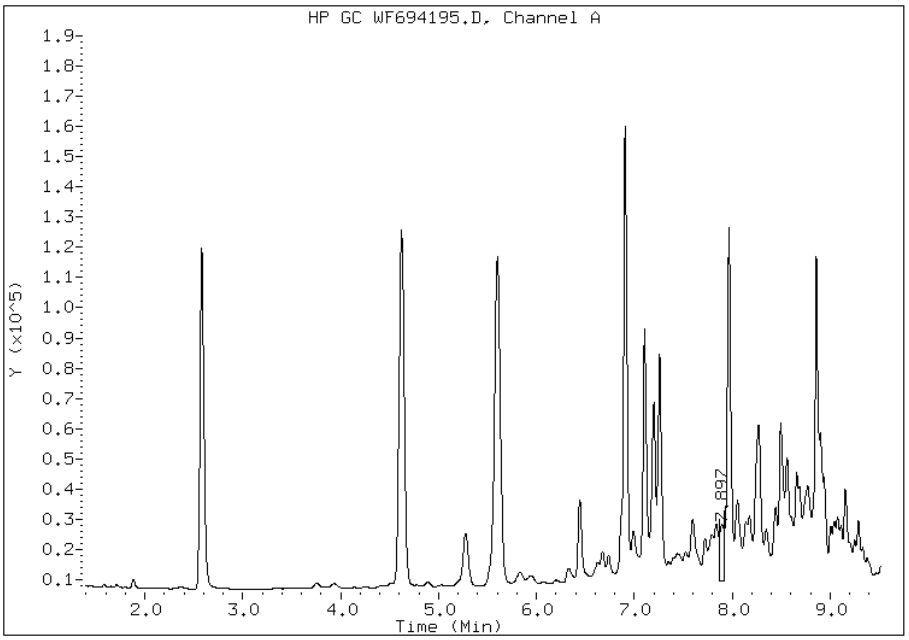

Manual Integration Results

RT: 7.91

Response: 0

Amount: 765.17

Conc: 38.00

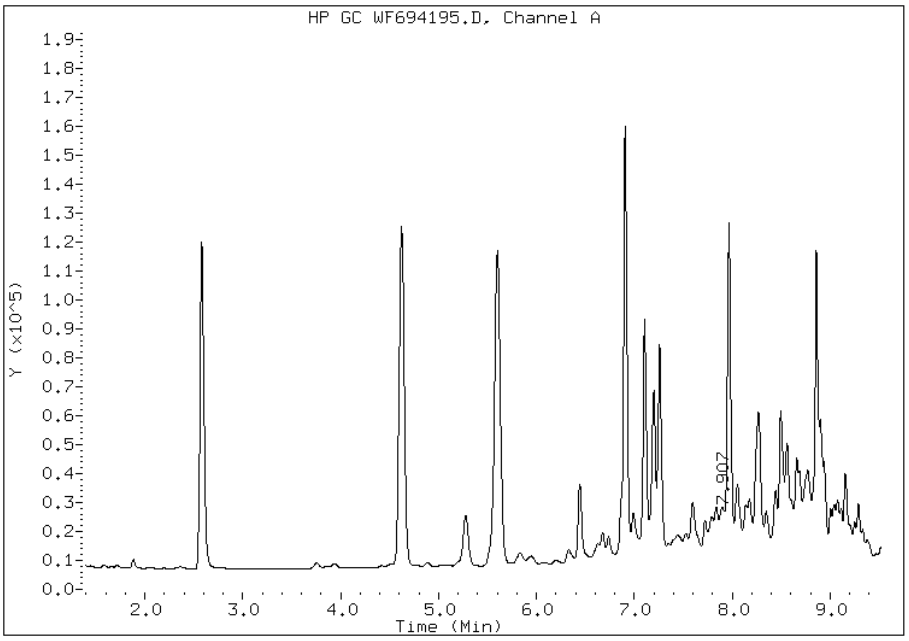

Manually Integrated By: ferdie
Manual Integration Reason:

FORM I
PESTICIDES ORGANICS ANALYSIS DATA SHEET

Lab Name: TestAmerica Edison | Job No.: 460-32106-1

SDG No.:

Client Sample ID: | Lab Sample ID: LCS 460-89123/2-A

Matrix: Solid | Lab File ID: WR694195.D

Analysis Method: 8081A | Date Collected:

Extraction Method: 3510C | Date Extracted: 10/11/2011 18:04

Sample wt/vol: 100(mL) | Date Analyzed: 10/12/2011 10:23

Con. Extract Vol.: 5(mL) | Dilution Factor: 1

Injection Volume: | GC Column: CLP-1 ID: 0.53(mm)

% Moisture: | GPC Cleanup:(Y/N) N

Analysis Batch No.: 89330 | Units: mg/L

CAS NO.	COMPOUND NAME	RESULT	Q	RL	RL
57-74-9	Chlordane	0.0288		0.0050	0.0050
72-20-8	Endrin	0.00754		0.00050	0.00050
58-89-9	*gamma-BHC (Lindane)*	*0.00500*		*0.00050*	*0.00050*
76-44-8	*Heptachlor*	*0.00596*		*0.00050*	*0.00050*
1024-57-3	*Heptachlor epoxide*	*0.00581*		*0.00050*	*0.00050*
72-43-5	*Methoxychlor*	*0.00908*		*0.00050*	*0.00050*
8001-35-2	*Toxaphene*	*0.0362*		*0.0050*	*0.0050*

CAS NO.	SURROGATE	%REC	Q	LIMITS
877-09-8	Tetrachloro-m-xylene	92		51-143
2051-24-3	DCB Decachlorobiphenyl	111		65-150

TestAmerica

GC ORGANICS QUANTITATION REPORT

Data file : /chem1/PESTGC4.i/8081T/rear/Oct11/10-12-11/12oct11b.b/WR694195.D
Lab Smp Id: LCS 460-89123/2-
Inj Date : 12-OCT-2011 10:23
Operator : Inst ID: PESTGC4.i
Smp Info : LCS 460-89123/2-
Misc Info :
Comment :
Method : /chem1/PESTGC4.i/8081T/rear/Oct11/10-12-11/12oct11b.b/08Wr8081.m
Meth Date : 13-Oct-2011 06:10 ferdie Quant Type: ESTD
Cal Date : 03-OCT-2011 07:55 Cal File: WR693768.D
Als bottle: 1
Dil Factor: 1.00000
Integrator: Falcon Compound Sublist: TCLPpest.sub
Target Version: 3.50 Sample Matrix: WATER
Processing Host: hpd3

Concentration Formula: Amt * DF * Vt/Vo * CpndVariable

Name	Value	Description
DF	1.00000	Dilution Factor
Vt	5.00000	Volume of final extract (mL)
Vo	100.00000	Volume of sample extracted (mL)

Cpnd Variable Local Compound Variable

RT	EXP RT	DLT RT	RESPONSE	CONCENTRATIONS ON-COL (ug/L)	CONCENTRATIONS FINAL (ug/l)	TARGET RANGE	RATIO
$ 28 Tetrachloro-m-xylene(surr)					CAS #: 877-09-8		
2.060	2.060	0.000	274372	91.8674	4.6	80.00- 120.00	100.00
5 gamma-BHC (Lindane)					CAS #: 58-89-9		
3.340	3.340	0.000	386016	100.024	5.0	80.00- 120.00	100.00
6 Chlordane					CAS #: 57-74-9		
4.113	4.133	-0.020	59603	431.749	22	80.00- 120.00	100.00
4.263	4.287	-0.024	0			106.32- 159.47	0.00
5.133	5.153	-0.020	86113	496.741	25	100.46- 150.69	144.48
5.963	5.980	-0.017	50752	651.293	32	45.16- 67.74	85.15
6.263	6.277	-0.014	216540	499.098	25	251.42- 377.14	363.30
6.420	6.430	-0.010	321894	480.429	24	388.27- 582.41	540.06
7.053	7.087	-0.034	0			50.98- 76.47	0.00

				CONCENTRATIONS ON-COL	FINAL		
RT	EXP RT	DLT RT	RESPONSE	(ug/L)	(ug/l)	TARGET RANGE	RATIO
6 Chlordane (continued)							
7.207	7.217	-0.010	134002	891.403	44	87.11- 130.67	224.82
Average of Peak Concentrations =					29		
17 Heptachlor					CAS #: 76-44-8		
4.263	4.260	0.003	451070	119.129	6.0	80.00- 120.00	100.00(M)
18 Heptachlor epoxide					CAS #: 1024-57-3		
6.077	6.077	0.000	400000	116.202	5.8	80.00- 120.00	100.00
20 Toxaphene					CAS #: 8001-35-2		
7.373	7.347	0.026	99045	688.563	34	80.00- 120.00	100.00(M)
7.387	7.403	-0.016	85680	619.702	31	76.89- 115.34	86.51
7.613	7.617	-0.004	123750	436.479	22	157.68- 236.52	124.94
7.680	7.690	-0.010	161664	916.016	46	98.15- 147.23	163.22
8.067	8.080	-0.013	139518	841.448	42	92.22- 138.32	140.86
8.160	8.147	0.013	93202	327.781	16	158.14- 237.21	94.10
8.413	8.417	-0.004	134506	1153.09	58	64.88- 97.31	135.80
8.523	8.530	-0.007	60110	801.563	40	41.71- 62.56	60.69
Average of Peak Concentrations =					36		
14 Endrin					CAS #: 72-20-8		
7.053	7.057	-0.004	362704	150.828	7.5	80.00- 120.00	100.00(M)
19 Methoxychlor					CAS #: 72-43-5		
7.873	7.877	-0.004	259778	181.580	9.1	80.00- 120.00	100.00
$ 30 Decachlorobiphenyl(surr)					CAS #: 2051-24-3		
9.117	9.120	-0.003	252924	110.677	5.5	80.00- 120.00	100.00

QC Flag Legend

M - Compound response manually integrated.

Data File: WR694195.D

Date: 12-OCT-2011 10:23

Client ID: Instrument: PESTGC4.i

Sample Info: LCS 460-89123/2- Operator:

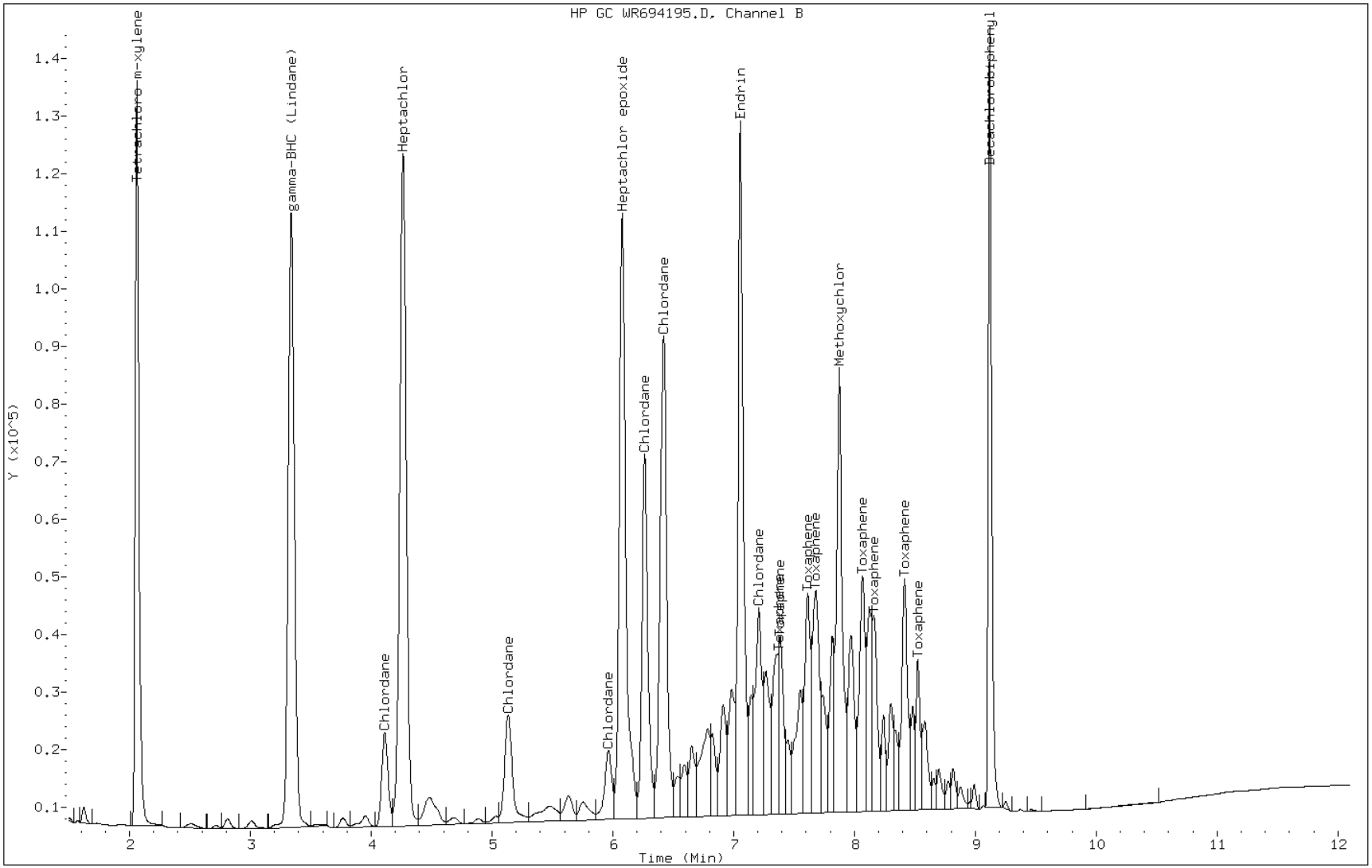

Manual Integration Report

Data File: WR694195.D
Inj. Date and Time: 12-OCT-2011 10:23
Instrument ID: PESTGC4.i
Client ID:
Compound: 14 Endrin
CAS #: 72-20-8
Report Date: 10/13/2011

Processing Integration Results

Not Detected

Expected RT: 7.06

Manual Integration Results

RT: 7.05

Response: 362704

Amount: 150.83

Conc: 7.54

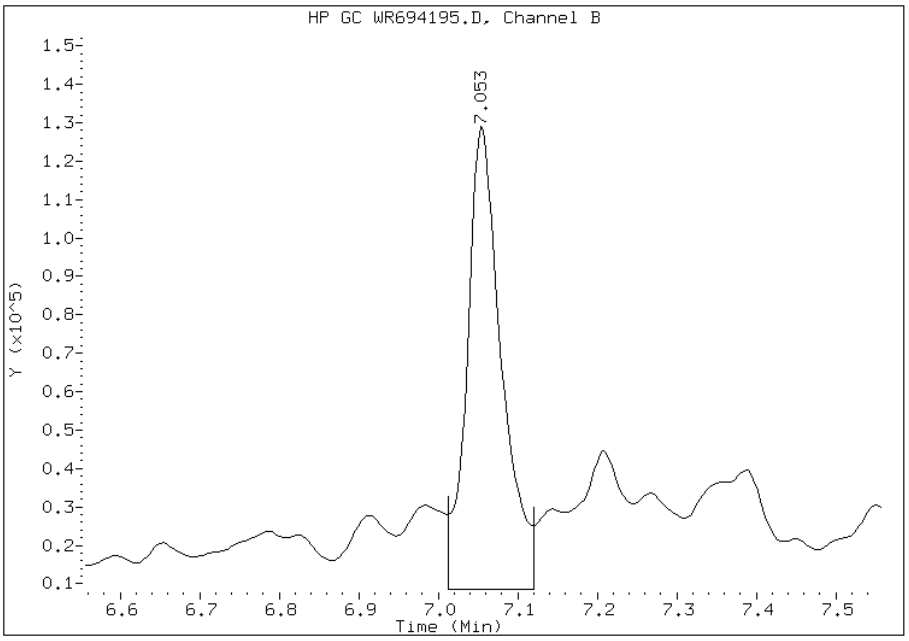

Manually Integrated By: ferdie
Manual Integration Reason: Analyte Misidentified by the Data System

Manual Integration Report

Data File: WR694195.D
Inj. Date and Time: 12-OCT-2011 10:23
Instrument ID: PESTGC4.i
Client ID:
Compound: 17 Heptachlor
CAS #: 76-44-8
Report Date: 10/13/2011

Processing Integration Results

Not Detected

Expected RT: 4.26

Manual Integration Results

RT: 4.26

Response: 451070

Amount: 119.13

Conc: 5.96

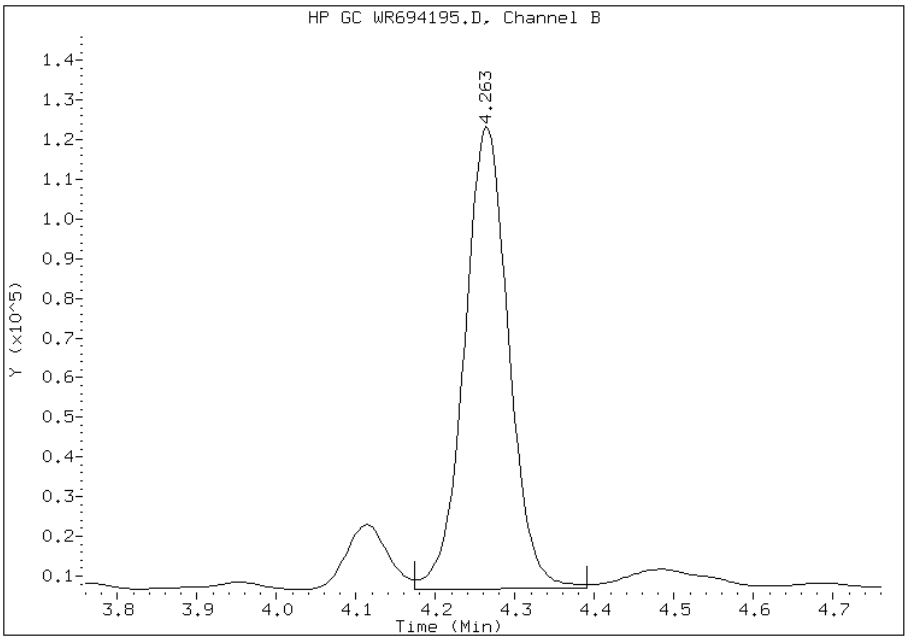

Manually Integrated By: ferdie
Manual Integration Reason: Analyte Misidentified by the Data System

Manual Integration Report

Data File: WR694195.D
Inj. Date and Time: 12-OCT-2011 10:23
Instrument ID: PESTGC4.i
Client ID:
Compound: 20 Toxaphene
CAS #: 8001-35-2
Report Date: 10/13/2011

Processing Integration Results

Not Detected

Expected RT: 7.35

Manual Integration Results

RT: 7.37

Response: 99045

Amount: 723.08

Conc: 36.00

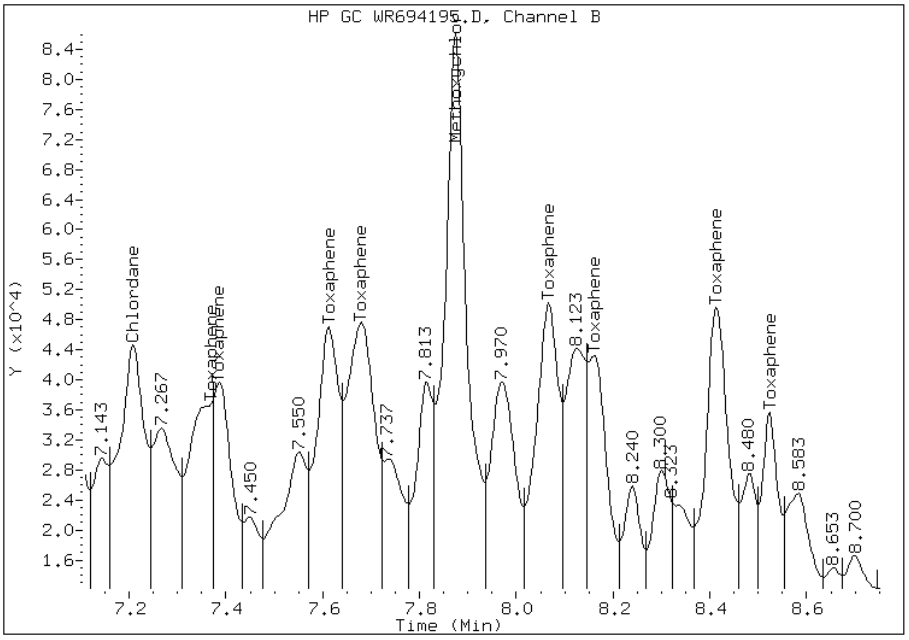

FORM I
PESTICIDES ORGANICS ANALYSIS DATA SHEET

Lab Name: TestAmerica Edison Job No.: 460-32106-1

SDG No.:

Client Sample ID: NH-01-B MS Lab Sample ID: 460-32106-1 MS

Matrix: Solid (TCLP) Lab File ID: WF694196.D

Analysis Method: 8081A Date Collected: 10/06/2011 18:45

Extraction Method: 3510C Date Extracted: 10/11/2011 18:04

Sample wt/vol: 100(mL) Date Analyzed: 10/12/2011 10:37

Con. Extract Vol.: 5(mL) Dilution Factor: 1

Injection Volume: GC Column: CLP-2 ID: 0.53(mm)

% Moisture: GPC Cleanup:(Y/N) N

Analysis Batch No.: 89330 Units: mg/L

CAS NO.	COMPOUND NAME	RESULT	Q	RL	RL
57-74-9	*Chlordane*	*0.0217*		*0.0050*	*0.0050*
72-20-8	*Endrin*	*0.00565*		*0.00050*	*0.00050*
58-89-9	*gamma-BHC (Lindane)*	*0.00420*		*0.00050*	*0.00050*
76-44-8	Heptachlor	0.00538		0.00050	0.00050
1024-57-3	Heptachlor epoxide	0.00543		0.00050	0.00050
72-43-5	Methoxychlor	0.0105		0.00050	0.00050
8001-35-2	*Toxaphene*	*0.0299*		*0.0050*	*0.0050*

CAS NO.	SURROGATE	%REC	Q	LIMITS
877-09-8	Tetrachloro-m-xylene	73		51-143
2051-24-3	DCB Decachlorobiphenyl	97		65-150

FORM I
PESTICIDES ORGANICS ANALYSIS DATA SHEET

Lab Name: TestAmerica Edison | Job No.: 460-32106-1

SDG No.:

Client Sample ID: NH-01-B MS | Lab Sample ID: 460-32106-1 MS

Matrix: Solid (TCLP) | Lab File ID: WR694196.D

Analysis Method: 8081A | Date Collected: 10/06/2011 18:45

Extraction Method: 3510C | Date Extracted: 10/11/2011 18:04

Sample wt/vol: 100(mL) | Date Analyzed: 10/12/2011 10:37

Con. Extract Vol.: 5(mL) | Dilution Factor: 1

Injection Volume: | GC Column: CLP-1 ID: 0.53(mm)

% Moisture: | GPC Cleanup:(Y/N) N

Analysis Batch No.: 89330 | Units: mg/L

CAS NO.	COMPOUND NAME	RESULT	Q	RL	RL
57-74-9	Chlordane	0.0255		0.0050	0.0050
72-20-8	Endrin	0.00725		0.00050	0.00050
58-89-9	gamma-BHC (Lindane)	0.00421		0.00050	0.00050
76-44-8	*Heptachlor*	*0.00502*		*0.00050*	*0.00050*
1024-57-3	*Heptachlor epoxide*	*0.00501*		*0.00050*	*0.00050*
72-43-5	*Methoxychlor*	*0.00756*		*0.00050*	*0.00050*
8001-35-2	Toxaphene	0.0300		0.0050	0.0050

CAS NO.	SURROGATE	%REC	Q	LIMITS
877-09-8	Tetrachloro-m-xylene	74		51-143
2051-24-3	DCB Decachlorobiphenyl	94		65-150

FORM I
PESTICIDES ORGANICS ANALYSIS DATA SHEET

Lab Name: TestAmerica Edison Job No.: 460-32106-1

SDG No.:

Client Sample ID: NH-01-B MSD Lab Sample ID: 460-32106-1 MSD

Matrix: Solid (TCLP) Lab File ID: WF694197.D

Analysis Method: 8081A Date Collected: 10/06/2011 18:45

Extraction Method: 3510C Date Extracted: 10/11/2011 18:04

Sample wt/vol: 100(mL) Date Analyzed: 10/12/2011 10:51

Con. Extract Vol.: 5(mL) Dilution Factor: 1

Injection Volume: GC Column: CLP-2 ID: 0.53(mm)

% Moisture: GPC Cleanup:(Y/N) N

Analysis Batch No.: 89330 Units: mg/L

CAS NO.	COMPOUND NAME	RESULT	Q	RL	RL
57-74-9	*Chlordane*	*0.0275*		*0.0050*	*0.0050*
72-20-8	*Endrin*	*0.00709*		*0.00050*	*0.00050*
58-89-9	*gamma-BHC (Lindane)*	*0.00512*		*0.00050*	*0.00050*
76-44-8	Heptachlor	0.00647		0.00050	0.00050
1024-57-3	Heptachlor epoxide	0.00732		0.00050	0.00050
72-43-5	*Methoxychlor*	*0.0133*		*0.00050*	*0.00050*
8001-35-2	Toxaphene	0.0383		0.0050	0.0050

CAS NO.	SURROGATE	%REC	Q	LIMITS
877-09-8	Tetrachloro-m-xylene	89		51-143
2051-24-3	DCB Decachlorobiphenyl	121		65-150

FORM I
PESTICIDES ORGANICS ANALYSIS DATA SHEET

Lab Name: TestAmerica Edison | Job No.: 460-32106-1

SDG No.:

Client Sample ID: NH-01-B MSD | Lab Sample ID: 460-32106-1 MSD

Matrix: Solid (TCLP) | Lab File ID: WR694197.D

Analysis Method: 8081A | Date Collected: 10/06/2011 18:45

Extraction Method: 3510C | Date Extracted: 10/11/2011 18:04

Sample wt/vol: 100(mL) | Date Analyzed: 10/12/2011 10:51

Con. Extract Vol.: 5(mL) | Dilution Factor: 1

Injection Volume: | GC Column: CLP-1 ID: 0.53(mm)

% Moisture: | GPC Cleanup:(Y/N) N

Analysis Batch No.: 89330 | Units: mg/L

CAS NO.	COMPOUND NAME	RESULT	Q	RL	RL
57-74-9	Chlordane	0.0298		0.0050	0.0050
72-20-8	Endrin	0.00880		0.00050	0.00050
58-89-9	gamma-BHC (Lindane)	0.00516		0.00050	0.00050
76-44-8	*Heptachlor*	*0.00604*		*0.00050*	*0.00050*
1024-57-3	*Heptachlor epoxide*	*0.00592*		*0.00050*	*0.00050*
72-43-5	Methoxychlor	0.00807		0.00050	0.00050
8001-35-2	*Toxaphene*	*0.0372*		*0.0050*	*0.0050*

CAS NO.	SURROGATE	%REC	Q	LIMITS
877-09-8	Tetrachloro-m-xylene	92		51-143
2051-24-3	DCB Decachlorobiphenyl	112		65-150

PESTICIDES ANALYSIS RUN LOG

Lab Name: TestAmerica Edison Job No.: 460-32106-1

SDG No.:

Instrument ID: PESTGC4 Start Date: 10/03/2011 05:35

Analysis Batch Number: 88010 End Date: 10/03/2011 08:09

LAB SAMPLE ID	CLIENT SAMPLE ID	DATE ANALYZED	DILUTION FACTOR	LAB FILE ID	COLUMN ID
RINSE 460-88010/1		10/03/2011 05:35	1		CLP-2 0.53(mm)
RINSE 460-88010/1		10/03/2011 05:35	1		CLP-1 0.53(mm)
PIBLK 460-88010/2		10/03/2011 05:50	1		CLP-2 0.53(mm)
PIBLK 460-88010/2		10/03/2011 05:50	1		CLP-1 0.53(mm)
RESC 460-88010/3		10/03/2011 06:04	1		CLP-2 0.53(mm)
RESC 460-88010/3		10/03/2011 06:04	1		CLP-1 0.53(mm)
PEM 460-88010/4		10/03/2011 06:18	1		CLP-2 0.53(mm)
PEM 460-88010/4		10/03/2011 06:18	1		CLP-1 0.53(mm)
IC 460-88010/5		10/03/2011 06:32	1	WF693762.D	CLP-2 0.53(mm)
IC 460-88010/5		10/03/2011 06:32	1	WR693762.D	CLP-1 0.53(mm)
IC 460-88010/6		10/03/2011 06:46	1	WF693763.D	CLP-2 0.53(mm)
IC 460-88010/6		10/03/2011 06:46	1	WR693763.D	CLP-1 0.53(mm)
IC 460-88010/7		10/03/2011 07:00	1	WF693764.D	CLP-2 0.53(mm)
IC 460-88010/7		10/03/2011 07:00	1	WR693764.D	CLP-1 0.53(mm)
IC 460-88010/8		10/03/2011 07:13	1	WF693765.D	CLP-2 0.53(mm)
IC 460-88010/8		10/03/2011 07:13	1	WR693765.D	CLP-1 0.53(mm)
IC 460-88010/9		10/03/2011 07:27	1	WF693766.D	CLP-2 0.53(mm)
IC 460-88010/9		10/03/2011 07:27	1	WR693766.D	CLP-1 0.53(mm)
IC 460-88010/10		10/03/2011 07:41	1	WF693767.D	CLP-2 0.53(mm)
IC 460-88010/10		10/03/2011 07:41	1	WR693767.D	CLP-1 0.53(mm)
IC 460-88010/11		10/03/2011 07:55	1	WF693768.D	CLP-2 0.53(mm)
IC 460-88010/11		10/03/2011 07:55	1	WR693768.D	CLP-1 0.53(mm)
ICV 460-88010/12		10/03/2011 08:09	1		CLP-2 0.53(mm)
ICV 460-88010/12		10/03/2011 08:09	1		CLP-1 0.53(mm)

PESTICIDES ANALYSIS RUN LOG

Lab Name: TestAmerica Edison Job No.: 460-32106-1

SDG No.:

Instrument ID: PESTGC4 Start Date: 10/12/2011 08:18

Analysis Batch Number: 89330 End Date: 10/12/2011 13:29

LAB SAMPLE ID	CLIENT SAMPLE ID	DATE ANALYZED	DILUTION FACTOR	LAB FILE ID	COLUMN ID
ZZZZZ		10/12/2011 08:18	1		CLP-2 0.53(mm)
ZZZZZ		10/12/2011 08:18	1		CLP-1 0.53(mm)
CCVRT 460-89330/2		10/12/2011 08:32	1	WF694187.D	CLP-2 0.53(mm)
CCVRT 460-89330/2		10/12/2011 08:32	1	WR694187.D	CLP-1 0.53(mm)
PEM 460-89330/3		10/12/2011 08:46	1	WF694188.D	CLP-2 0.53(mm)
PEM 460-89330/3		10/12/2011 08:46	1	WR694188.D	CLP-1 0.53(mm)
ZZZZZ		10/12/2011 08:59	1		CLP-2 0.53(mm)
ZZZZZ		10/12/2011 08:59	1		CLP-1 0.53(mm)
MB 460-89123/1-A		10/12/2011 09:13	1	WF694190.D	CLP-2 0.53(mm)
MB 460-89123/1-A		10/12/2011 09:13	1	WR694190.D	CLP-1 0.53(mm)
ZZZZZ		10/12/2011 09:27	200		CLP-2 0.53(mm)
ZZZZZ		10/12/2011 09:27	200		CLP-1 0.53(mm)
ZZZZZ		10/12/2011 09:41	200		CLP-2 0.53(mm)
ZZZZZ		10/12/2011 09:41	200		CLP-1 0.53(mm)
ZZZZZ		10/12/2011 09:55	2		CLP-2 0.53(mm)
ZZZZZ		10/12/2011 09:55	2		CLP-1 0.53(mm)
ZZZZZ		10/12/2011 10:09	5		CLP-2 0.53(mm)
ZZZZZ		10/12/2011 10:09	5		CLP-1 0.53(mm)
LCS 460-89123/2-A		10/12/2011 10:23	1	WF694195.D	CLP-2 0.53(mm)
LCS 460-89123/2-A		10/12/2011 10:23	1	WR694195.D	CLP-1 0.53(mm)
460-32106-1 MS	NH-01-B MS	10/12/2011 10:37	1	WF694196.D	CLP-2 0.53(mm)
460-32106-1 MS	NH-01-B MS	10/12/2011 10:37	1	WR694196.D	CLP-1 0.53(mm)
460-32106-1 MSD	NH-01-B MSD	10/12/2011 10:51	1	WF694197.D	CLP-2 0.53(mm)
460-32106-1 MSD	NH-01-B MSD	10/12/2011 10:51	1	WR694197.D	CLP-1 0.53(mm)
460-32106-1	NH-01-B	10/12/2011 11:05	1	WF694198.D	CLP-2 0.53(mm)
460-32106-1	NH-01-B	10/12/2011 11:05	1	WR694198.D	CLP-1 0.53(mm)
LB 460-88973/1-E		10/12/2011 11:19	1	WF694199.D	CLP-2 0.53(mm)
LB 460-88973/1-E		10/12/2011 11:19	1	WR694199.D	CLP-1 0.53(mm)
ZZZZZ		10/12/2011 11:33	1		CLP-2 0.53(mm)
ZZZZZ		10/12/2011 11:33	1		CLP-1 0.53(mm)
CCV 460-89330/16		10/12/2011 11:46	1	WF694201.D	CLP-2 0.53(mm)
CCV 460-89330/16		10/12/2011 11:46	1	WR694201.D	CLP-1 0.53(mm)
ZZZZZ		10/12/2011 12:00	1		CLP-2 0.53(mm)
ZZZZZ		10/12/2011 12:00	1		CLP-1 0.53(mm)
ZZZZZ		10/12/2011 13:00	2000		CLP-2 0.53(mm)
ZZZZZ		10/12/2011 13:00	2000		CLP-1 0.53(mm)
ZZZZZ		10/12/2011 13:15	1		CLP-2 0.53(mm)
ZZZZZ		10/12/2011 13:15	1		CLP-1 0.53(mm)
CCV 460-89330/20		10/12/2011 13:29	1		CLP-2 0.53(mm)
CCV 460-89330/20		10/12/2011 13:29	1		CLP-1 0.53(mm)

PESTICIDES BATCH WORKSHEET

Lab Name: TestAmerica Edison Job No.: 460-32106-1

SDG No.:

Batch Number: 88973 Batch Start Date: 10/10/11 17:00 Batch Analyst: Carlone, John

Batch Method: 1311 Batch End Date: 10/11/11 09:00

Lab Sample ID	Client Sample ID	Method Chain	Basis	InitialAmount	FinalAmount	EFD_InitialpH	EFD_AddHClpH>5	InitialRoomTemp	FinalRoomTemp
LB 460-88973/1		1311, 3510C, 8081A			2000 mL	4.90 SU		23.0 Celsius	22.5 Celsius
460-32106-A-1	NH-01-B	1311, 3510C, 8081A	P	100 g	2000 mL	6.72 SU	1.62	23.0 Celsius	22.5 Celsius

Lab Sample ID	Client Sample ID	Method Chain	Basis	VesselNumber	FiltCompDate	FiltCompTime	ExtractFluid	AnalysisComment	
LB 460-88973/1		1311, 3510C, 8081A		MA2	10/11/11	0915	TF1100611	TCLP fluid 1: prep 10/6/11, exp: 4/6/12; pH measured on 10/11/11@0945	
460-32106-A-1	NH-01-B	1311, 3510C, 8081A	P	TA12	10/11/11	0920	TF1100611	TCLP fluid 1: prep 10/6/11, exp: 4/6/12; pH measured on 10/11/11@0946	

Batch Notes	
Balance ID	51
Batch Comment	Thermo # 6954 Min temp = 22.0C Max temp = 23.0C
pH Meter ID	D
TCLP Fluid 1 ID	TF1100611 prep: 10/6/11 exp: 4/6/12
Tumbler Rotations per Minute	29

Basis	Basis Description
P	TCLP

PESTICIDES BATCH WORKSHEET

Lab Name: TestAmerica Edison Job No.: 460-32106-1

SDG No.:

Batch Number: 89123 Batch Start Date: 10/11/11 18:04 Batch Analyst: Silva, Jose

Batch Method: 3510C Batch End Date:

Lab Sample ID	Client Sample ID	Method Chain	Basis	ReceivedpH	InitialAmount	FinalAmount	OPPSTPCBSU 00018	OPTCLPPESTSP 00010	
MB 460-89123/1		3510C, 8081A			100 mL	5 mL	50 uL		
LCS 460-89123/2		3510C, 8081A			100 mL	5 mL	50 uL	100 uL	
460-32106-A-1-A MS	NH-01-B	3510C, 8081A	P	5	100 mL	5 mL	50 uL	100 uL	
460-32106-A-1-A MSD	NH-01-B	3510C, 8081A	P	5	100 mL	5 mL	50 uL	100 uL	
460-32106-A-1-A	NH-01-B	3510C, 8081A	P	5	100 mL	5 mL	50 uL		
LB 460-88973/1-A		3510C, 8081A		5	100 mL	5 mL	50 uL		

Batch Notes	
Batch Comment	TCLP PEST
Person's name who did the concentration	JS
Exchange Solvent Lot #	K32E23
Exchange Solvent Name	Hexane
N-evap #	222299
N-evap temperature	40 Degrees C
Na2SO4 Lot Number	K12590
Prep Solvent Lot #	K35E22
Prep Solvent Name	Mecl2
Prep Solvent Volume Used	180 mL
Person's name who did the prep	JS
Person's name who witnessed reagent drop	ME
Sufficient volume for MS/MSD?	Yes

Basis	Basis Description
P	TCLP

Method 8082

Polychlorinated Biphenyls (PCBs) by Gas Chromatography by Method 8082

FORM II
PCBS SURROGATE RECOVERY

Lab Name: TestAmerica Edison Job No.: 460-32106-1

SDG No.:

Matrix: Solid Level: Low

GC Column (1): CLP-1 ID: 0.53 (mm) GC Column (2): CLP-2 ID: 0.53 (mm)

Client Sample ID	Lab Sample ID	DCB1 #	DCB2 #
NH-01-B	460-32106-1	88	88
	MB 460-89000/1-A	122	121
	LCS 460-89000/2-A	118	118
	460-32128-D-13-A MS	109	109
	460-32128-D-13-B MSD	103	102

	QC LIMITS
DCB = DCB Decachlorobiphenyl	30-150

Column to be used to flag recovery values

FORM II 8082

FORM III
PCBS LAB CONTROL SAMPLE RECOVERY

Lab Name: TestAmerica Edison Job No.: 460-32106-1

SDG No.:

Matrix: Solid Level: Low Lab File ID: vf465439.d

Lab ID: LCS 460-89000/2-A Client ID:

COMPOUND	SPIKE ADDED (ug/Kg)	LCS CONCENTRATION (ug/Kg)	LCS % REC	QC LIMITS REC	#
Aroclor 1016	333	394	118	60-144	
Aroclor 1260	333	388	116	63-143	

Column to be used to flag recovery and RPD values

FORM III 8082

FORM III
PCBS LAB CONTROL SAMPLE RECOVERY

Lab Name: TestAmerica Edison Job No.: 460-32106-1

SDG No.:

Matrix: Solid Level: Low Lab File ID: vr465439.d

Lab ID: LCS 460-89000/2-A Client ID:

COMPOUND	SPIKE ADDED (ug/Kg)	LCS CONCENTRATION (ug/Kg)	LCS % REC	QC LIMITS REC	#
Aroclor 1016	333	390	117	60-144	
Aroclor 1260	333	367	110	63-143	

Column to be used to flag recovery and RPD values

FORM III 8082

FORM III
PCBS MATRIX SPIKE RECOVERY

Lab Name: TestAmerica Edison Job No.: 460-32106-1

SDG No.:

Matrix: Solid Level: Low Lab File ID: vf465441.d

Lab ID: 460-32128-D-13-A MS Client ID:

COMPOUND	SPIKE ADDED (ug/Kg)	SAMPLE CONCENTRATION (ug/Kg)	MS CONCENTRATION (ug/Kg)	MS % REC	QC LIMITS REC	#
Aroclor 1016	332	67 U	347	104	60-144	
Aroclor 1260	332	67 U	340	102	63-143	

Column to be used to flag recovery and RPD values

FORM III 8082

FORM III
PCBS MATRIX SPIKE RECOVERY

Lab Name: TestAmerica Edison Job No.: 460-32106-1

SDG No.:

Matrix: Solid Level: Low Lab File ID: vr465441.d

Lab ID: 460-32128-D-13-A MS Client ID:

COMPOUND	SPIKE ADDED (ug/Kg)	SAMPLE CONCENTRATION (ug/Kg)	MS CONCENTRATION (ug/Kg)	MS % REC	QC LIMITS REC	#
Aroclor 1016	332	67 U	337	101	60-144	
Aroclor 1260	332	67 U	324	97	63-143	

Column to be used to flag recovery and RPD values

FORM III 8082

FORM III
PCBS MATRIX SPIKE DUPLICATE RECOVERY

Lab Name: TestAmerica Edison Job No.: 460-32106-1

SDG No.:

Matrix: Solid Level: Low Lab File ID: vf465442.d

Lab ID: 460-32128-D-13-B MSD Client ID:

COMPOUND	SPIKE ADDED (ug/Kg)	MSD CONCENTRATION (ug/Kg)	MSD % REC	% RPD	QC LIMITS RPD	QC LIMITS REC	#
Aroclor 1016	333	287	86	19	30	60-144	
Aroclor 1260	333	313	94	8	30	63-143	

Column to be used to flag recovery and RPD values

FORM III 8082

FORM III
PCBS MATRIX SPIKE DUPLICATE RECOVERY

Lab Name: TestAmerica Edison Job No.: 460-32106-1

SDG No.:

Matrix: Solid Level: Low Lab File ID: vr465442.d

Lab ID: 460-32128-D-13-B MSD Client ID:

COMPOUND	SPIKE ADDED (ug/Kg)	MSD CONCENTRATION (ug/Kg)	MSD % REC	% RPD	QC LIMITS RPD	QC LIMITS REC	#
Aroclor 1016	333	270	81	22	30	60-144	
Aroclor 1260	333	294	88	10	30	63-143	

Column to be used to flag recovery and RPD values

FORM III 8082

FORM IV
PCBS METHOD BLANK SUMMARY

Lab Name: TestAmerica Edison Job No.: 460-32106-1

SDG No.:

Lab Sample ID: MB 460-89000/1-A

Matrix: Solid Date Extracted: 10/11/2011 03:34

Lab File ID:(1) vr465438.d Lab File ID:(2) vf465438.d

Date Analyzed:(1) 10/11/2011 20:31 Date Analyzed:(2) 10/11/2011 20:31

Instrument ID:(1) PESTGC9 Instrument ID:(2) PESTGC9

GC Column:(1) CLP-1 ID: 0.53(mm) GC Column:(2) CLP-2 ID: 0.53(mm)

THIS METHOD BLANK APPLIES TO THE FOLLOWING SAMPLES:

CLIENT SAMPLE ID	LAB SAMPLE ID	DATE ANALYZED 1	DATE ANALYZED 2
	LCS 460-89000/2-A	10/11/2011 20:47	10/11/2011 20:47
	460-32128-D-13-A MS	10/11/2011 21:18	10/11/2011 21:18
	460-32128-D-13-B MSD	10/11/2011 21:34	10/11/2011 21:34
NH-01-B	460-32106-1	10/11/2011 21:50	10/11/2011 21:50

FORM VIII
PCBS ANALYTICAL SEQUENCE

Lab Name: TestAmerica Edison Job No.: 460-32106-1

SDG No.:

Sample No.: CCVRT 460-89331/1 Date Analyzed: 10/11/2011 15:12

Instrument ID: PESTGC9 GC Column: CLP-2 ID: 0.53(mm)

Lab File ID (Standard): vf465423.d Heated Purge: (Y/N) N

Calibration ID: 12475

THE ANALYTICAL SEQUENCE OF BLANKS, SAMPLES, STANDARDS, MS/MSDs AND LCSs IS GIVEN BELOW:

				DCB RT #		
CONTINUING CALIBRATION SURROGATE				11.55		
UPPER LIMIT				11.65		
LOWER LIMIT				11.45		
LAB SAMPLE ID	CLIENT SAMPLE ID	DATE ANALYZED	LAB FILE ID			
CCVRT 460-89331/1		10/11/2011 15:12	vf465423.d	11.55		
MB 460-89000/1-A		10/11/2011 20:31	vf465438.d	11.54		
LCS 460-89000/2-A		10/11/2011 20:47	vf465439.d	11.54		
460-32128-D-13-A MS		10/11/2011 21:18	vf465441.d	11.55		
460-32128-D-13-B MSD		10/11/2011 21:34	vf465442.d	11.54		
460-32106-1	NH-01-B	10/11/2011 21:50	vf465443.d	11.54		
CCV 460-89331/25		10/11/2011 23:03	vf465447.d	11.55		

DCB = DCB Decachlorobiphenyl

DCB RT Limit = ± 0.1 minutes of surrogate RT

Column used to flag values outside QC limits

FORM VIII 8082

FORM VIII
PCBS ANALYTICAL SEQUENCE

Lab Name: TestAmerica Edison Job No.: 460-32106-1

SDG No.:

Sample No.: CCVRT 460-89331/1 Date Analyzed: 10/11/2011 15:12

Instrument ID: PESTGC9 GC Column: CLP-1 ID: 0.53(mm)

Lab File ID (Standard): vr465423.d Heated Purge: (Y/N) N

Calibration ID: 12467

THE ANALYTICAL SEQUENCE OF BLANKS, SAMPLES, STANDARDS, MS/MSDs AND LCSs IS GIVEN BELOW:

				DCB RT #		
CONTINUING CALIBRATION SURROGATE				10.63		
UPPER LIMIT				10.73		
LOWER LIMIT				10.53		
LAB SAMPLE ID	CLIENT SAMPLE ID	DATE ANALYZED	LAB FILE ID			
CCVRT 460-89331/1		10/11/2011 15:12	vr465423.d	10.63		
MB 460-89000/1-A		10/11/2011 20:31	vr465438.d	10.63		
LCS 460-89000/2-A		10/11/2011 20:47	vr465439.d	10.63		
460-32128-D-13-A MS		10/11/2011 21:18	vr465441.d	10.63		
460-32128-D-13-B MSD		10/11/2011 21:34	vr465442.d	10.63		
460-32106-1	NH-01-B	10/11/2011 21:50	vr465443.d	10.63		
CCV 460-89331/25		10/11/2011 23:03	vr465447.d	10.63		

DCB = DCB Decachlorobiphenyl

DCB RT Limit = ± 0.1 minutes of surrogate RT

Column used to flag values outside QC limits

FORM VIII 8082

FORM X
IDENTIFICATION SUMMARY

Lab Name: TestAmerica Edison Job No.: 460-32106-1

SDG No.:

Client Sample ID: Lab Sample ID: LCS 460-89000/2-A

Instrument ID (1): PESTGC9 Instrument ID (2): PESTGC9

Date Analyzed (1): 10/11/2011 20:47 Date Analyzed (2): 10/11/2011 20:47

GC Column (1): CLP-1 ID: 0.53(mm) GC Column (2): CLP-2 ID: 0.53(mm)

ANALYTE	COL	PEAK	RT	RT WINDOW		CONCENTRATION		RPD
				FROM	TO	PEAK	MEAN	
Aroclor 1016	1	1	2.10	2.03	2.17	393	390	1.0
		2	2.54	2.47	2.61	385		
		3	2.79	2.72	2.86	403		
		4	3.15	3.08	3.22	388		
		5	3.35	3.28	3.42	400		
		6	3.70	3.63	3.77	410		
		7	4.06	3.99	4.13	387		
		8	4.21	4.14	4.28	351		
	2	1	2.97	2.91	3.05	397	394	
		2	3.66	3.59	3.73	403		
		3	4.10	4.03	4.17	404		
		4	4.50	4.44	4.58	396		
		5	4.75	4.68	4.82	414		
		6	5.18	5.11	5.25	402		
		7	5.57	5.50	5.64	380		
		8	5.78	5.71	5.85	356		
Aroclor 1260	1	1	6.08	6.01	6.15	390	367	5.3
		2	6.54	6.47	6.61	380		
		3	6.98	6.91	7.05	365		
		4	7.18	7.11	7.25	356		
		5	7.61	7.54	7.68	372		
		6	8.91	8.84	8.98	397		
		7	9.13	9.06	9.20	327		
		8	10.17	10.10	10.24	352		
	2	1	7.48	7.41	7.55	394	388	
		2	7.79	7.72	7.86	396		
		3	8.26	8.19	8.33	398		
		4	9.38	9.31	9.45	393		
		5	9.50	9.43	9.57	381		
		6	9.94	9.87	10.01	398		
		7	10.64	10.57	10.71	391		
		8	11.11	11.04	11.18	350		

FORM X
IDENTIFICATION SUMMARY

Lab Name: TestAmerica Edison Job No.: 460-32106-1

SDG No.:

Client Sample ID: Lab Sample ID: 460-32128-D-13-A MS

Instrument ID (1): PESTGC9 Instrument ID (2): PESTGC9

Date Analyzed (1): 10/11/2011 21:18 Date Analyzed (2): 10/11/2011 21:18

GC Column (1): CLP-1 ID: 0.53(mm) GC Column (2): CLP-2 ID: 0.53(mm)

ANALYTE	COL	PEAK	RT	RT WINDOW		CONCENTRATION		RPD
				FROM	TO	PEAK	MEAN	
Aroclor 1016	1	1	2.11	2.03	2.17	323	337	3.0
		2	2.54	2.47	2.61	335		
		3	2.79	2.72	2.86	349		
		4	3.15	3.08	3.22	337		
		5	3.36	3.28	3.42	355		
		6	3.70	3.63	3.77	345		
		7	4.06	3.99	4.13	338		
		8	4.21	4.14	4.28	311		
	2	1	2.98	2.91	3.05	334	347	
		2	3.66	3.59	3.73	353		
		3	4.10	4.03	4.17	356		
		4	4.51	4.44	4.58	346		
		5	4.75	4.68	4.82	364		
		6	5.18	5.11	5.25	360		
		7	5.57	5.50	5.64	340		
		8	5.78	5.71	5.85	321		
Aroclor 1260	1	1	6.09	6.01	6.15	343	324	5.0
		2	6.54	6.47	6.61	332		
		3	6.98	6.91	7.05	317		
		4	7.18	7.11	7.25	315		
		5	7.61	7.54	7.68	324		
		6	8.91	8.84	8.98	334		
		7	9.13	9.06	9.20	301		
		8	10.17	10.10	10.24	323		
	2	1	7.48	7.41	7.55	345	340	
		2	7.79	7.72	7.86	349		
		3	8.26	8.19	8.33	350		
		4	9.38	9.31	9.45	348		
		5	9.50	9.43	9.57	338		
		6	9.94	9.87	10.01	353		
		7	10.64	10.57	10.71	323		
		8	11.11	11.04	11.18	316		

FORM X
IDENTIFICATION SUMMARY

Lab Name: TestAmerica Edison Job No.: 460-32106-1

SDG No.:

Client Sample ID: Lab Sample ID: 460-32128-D-13-B MSD

Instrument ID (1): PESTGC9 Instrument ID (2): PESTGC9

Date Analyzed (1): 10/11/2011 21:34 Date Analyzed (2): 10/11/2011 21:34

GC Column (1): CLP-1 ID: 0.53(mm) GC Column (2): CLP-2 ID: 0.53(mm)

ANALYTE	COL	PEAK	RT	RT WINDOW		CONCENTRATION		RPD
				FROM	TO	PEAK	MEAN	
Aroclor 1016	1	1	2.10	2.03	2.17	253	270	6.3
		2	2.54	2.47	2.61	265		
		3	2.79	2.72	2.86	276		
		4	3.15	3.08	3.22	273		
		5	3.35	3.28	3.42	286		
		6	3.70	3.63	3.77	280		
		7	4.06	3.99	4.13	279		
		8	4.21	4.14	4.28	245		
	2	1	2.97	2.91	3.05	322	287	
		2	3.66	3.59	3.73	280		
		3	4.10	4.03	4.17	273		
		4	4.51	4.44	4.58	282		
		5	4.75	4.68	4.82	299		
		6	5.18	5.11	5.25	300		
		7	5.57	5.50	5.64	272		
		8	5.78	5.71	5.85	271		
Aroclor 1260	1	1	6.08	6.01	6.15	296	294	6.3
		2	6.54	6.47	6.61	300		
		3	6.98	6.91	7.05	284		
		4	7.18	7.11	7.25	285		
		5	7.61	7.54	7.68	293		
		6	8.91	8.84	8.98	303		
		7	9.13	9.06	9.20	289		
		8	10.17	10.10	10.24	299		
	2	1	7.48	7.41	7.55	307	313	
		2	7.79	7.72	7.86	313		
		3	8.26	8.19	8.33	316		
		4	9.38	9.31	9.45	316		
		5	9.50	9.43	9.57	308		
		6	9.94	9.87	10.01	320		
		7	10.64	10.57	10.71	330		
		8	11.11	11.04	11.18	295		

FORM I
PCBS ORGANICS ANALYSIS DATA SHEET

Lab Name: TestAmerica Edison Job No.: 460-32106-1

SDG No.:

Client Sample ID: NH-01-B Lab Sample ID: 460-32106-1

Matrix: Solid Lab File ID: vf465443.d

Analysis Method: 8082 Date Collected: 10/06/2011 18:45

Extraction Method: 3541 Date Extracted: 10/11/2011 03:34

Sample wt/vol: 15.00(g) Date Analyzed: 10/11/2011 21:50

Con. Extract Vol.: 10(mL) Dilution Factor: 1

Injection Volume: GC Column: CLP-2 ID: 0.53(mm)

% Moisture: 8.3 GPC Cleanup:(Y/N) N

Analysis Batch No.: 89331 Units: ug/Kg

CAS NO.	SURROGATE	%REC	Q	LIMITS
2051-24-3	DCB Decachlorobiphenyl	88		30-150

Data File: vf465443.d
Report Date: 13-Oct-2011 10:02

TestAmerica

GC ORGANICS QUANTITATION REPORT

Data file : /chem1/PESTGC9.i/8082/front/Oct11/10-11-11/11oct11c.b/vf465443.d
Lab Smp Id: 460-32106-A-1-C Client Smp ID: NH-01-B
Inj Date : 11-OCT-2011 21:50
Operator : 615 Inst ID: PESTGC9.i
Smp Info : 460-32106-A-1-C
Misc Info : 460-32106-A-1-C
Comment   :
Method   : /chem1/PESTGC9.i/8082/front/Oct11/10-11-11/11oct11c.b/08Vf8082.m
Meth Date : 13-Oct-2011 09:57 shanthi Quant Type: ESTD
Cal Date : 29-SEP-2011 15:10 Cal File: vf464924.d
Als bottle: 20
Dil Factor: 1.00000
Integrator: Falcon Compound Sublist: AllPCB.sub
Target Version: 3.50 Sample Matrix: SOLID
Processing Host: hpd3

Concentration Formula: Amt * DF * Vt/(Ws*(100-M)/100) * CpndVariable

Name	Value	Description
DF	1.00000	Dilution Factor
Vt	10.00000	Volume of final extract (mL)
Ws	15.00000	Weight of sample extracted (g)
M	0.00000	% Moisture

Cpnd Variable Local Compound Variable

				CONCENTRATIONS ON-COL	CONCENTRATIONS FINAL		
RT	EXP RT	DLT RT	RESPONSE	(ug/L)	(ug/kg)	TARGET RANGE	RATIO
$ 30 Decachlorobiphenyl(surr)					CAS #: 2051-24-3		
11.541	11.545	-0.004	4139057	44.0220	29	80.00- 120.00	100.00

Data File: vf465443.d

Date: 11-OCT-2011 21:50

Client ID: NH-01-B

Instrument: PESTGC9.i

Sample Info: 460-32106-A-1-C

Operator: 615

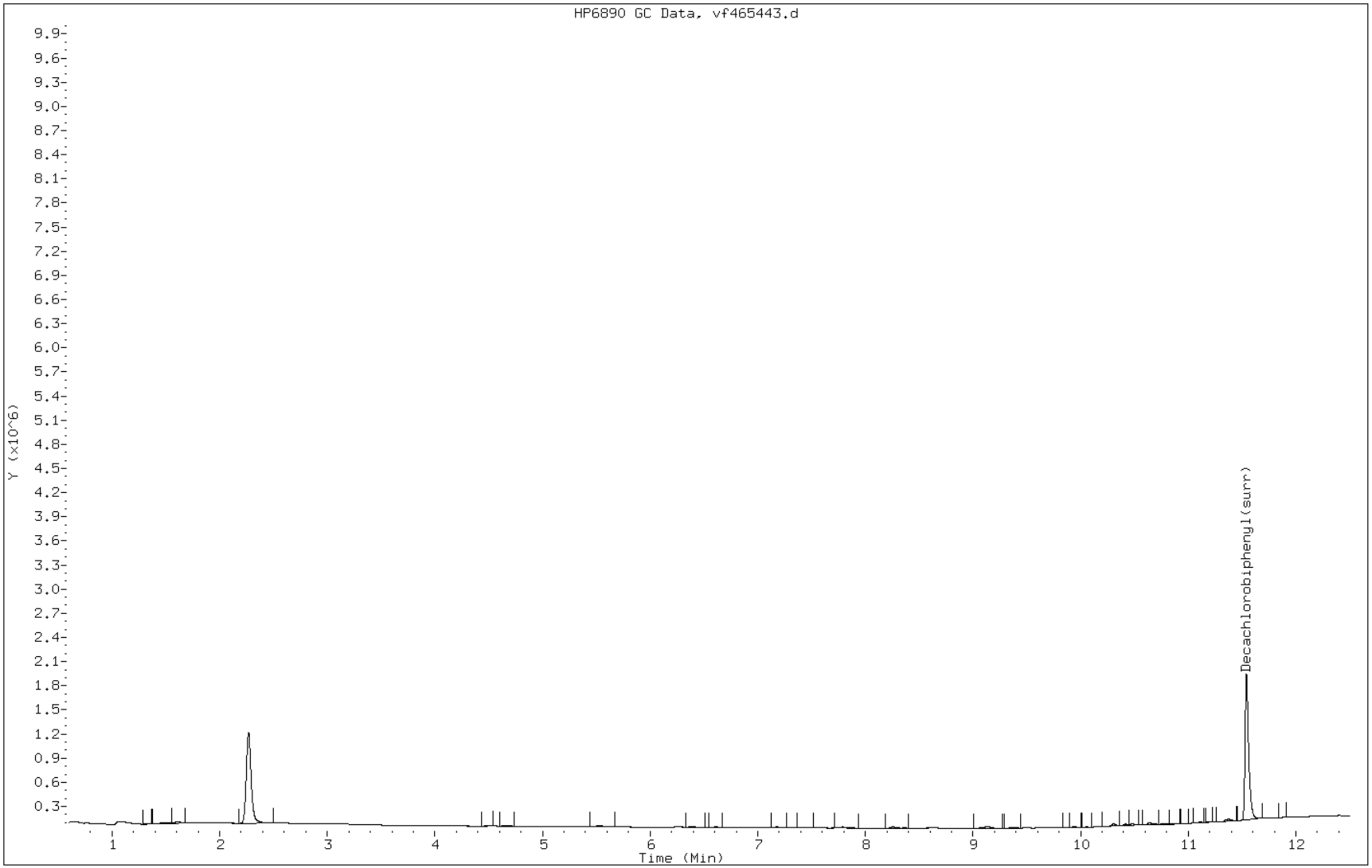

FORM I
PCBS ORGANICS ANALYSIS DATA SHEET

Lab Name: TestAmerica Edison Job No.: 460-32106-1

SDG No.:

Client Sample ID: NH-01-B Lab Sample ID: 460-32106-1

Matrix: Solid Lab File ID: vr465443.d

Analysis Method: 8082 Date Collected: 10/06/2011 18:45

Extraction Method: 3541 Date Extracted: 10/11/2011 03:34

Sample wt/vol: 15.00(g) Date Analyzed: 10/11/2011 21:50

Con. Extract Vol.: 10(mL) Dilution Factor: 1

Injection Volume: GC Column: CLP-1 ID: 0.53(mm)

% Moisture: 8.3 GPC Cleanup:(Y/N) N

Analysis Batch No.: 89331 Units: ug/Kg

CAS NO.	COMPOUND NAME	RESULT	Q	RL	MDL
12674-11-2	Aroclor 1016	73	U	73	14
11104-28-2	Aroclor 1221	73	U	73	22
11141-16-5	Aroclor 1232	73	U	73	41
53469-21-9	Aroclor 1242	73	U	73	14
12672-29-6	Aroclor 1248	73	U	73	19
11097-69-1	Aroclor 1254	73	U	73	25
11096-82-5	Aroclor 1260	73	U	73	8.2
37324-23-5	Aroclor 1262	73	U	73	13
11100-14-4	Aroclor 1268	73	U	73	13

CAS NO.	SURROGATE	%REC	Q	LIMITS
2051-24-3	DCB Decachlorobiphenyl	88		30-150

TestAmerica

GC ORGANICS QUANTITATION REPORT

Data file : /chem1/PESTGC9.i/8082/rear/Oct11/10-11-11/11oct11c.b/vr465443.d
Lab Smp Id: 460-32106-A-1-C Client Smp ID: NH-01-B
Inj Date : 11-OCT-2011 21:50
Operator : 615 Inst ID: PESTGC9.i
Smp Info : 460-32106-A-1-C
Misc Info : 460-32106-A-1-C
Comment :
Method : /chem1/PESTGC9.i/8082/rear/Oct11/10-11-11/11oct11c.b/08Vr8082.m
Meth Date : 13-Oct-2011 09:51 shanthi Quant Type: ESTD
Cal Date : 29-SEP-2011 15:10 Cal File: vr464924.d
Als bottle: 20
Dil Factor: 1.00000
Integrator: Falcon Compound Sublist: AllPCB.sub
Target Version: 3.50 Sample Matrix: SOLID
Processing Host: hpd3

Concentration Formula: Amt * DF * Vt/(Ws*(100-M)/100) * CpndVariable

Name	Value	Description
DF	1.00000	Dilution Factor
Vt	10.00000	Volume of final extract (mL)
Ws	15.00000	Weight of sample extracted (g)
M	0.00000	% Moisture

Cpnd Variable Local Compound Variable

				CONCENTRATIONS ON-COL	CONCENTRATIONS FINAL		
RT	EXP RT	DLT RT	RESPONSE	(ug/L)	(ug/kg)	TARGET RANGE	RATIO
$ 30 Decachlorobiphenyl(surr)					CAS #: 2051-24-3		
10.630	10.631	-0.001	6577925	44.1280	29	80.00- 120.00	100.00

Data File: vr465443.d

Date: 11-OCT-2011 21:50

Client ID: NH-01-B

Instrument: PESTGC9.i

Sample Info: 460-32106-A-1-C

Operator: 615

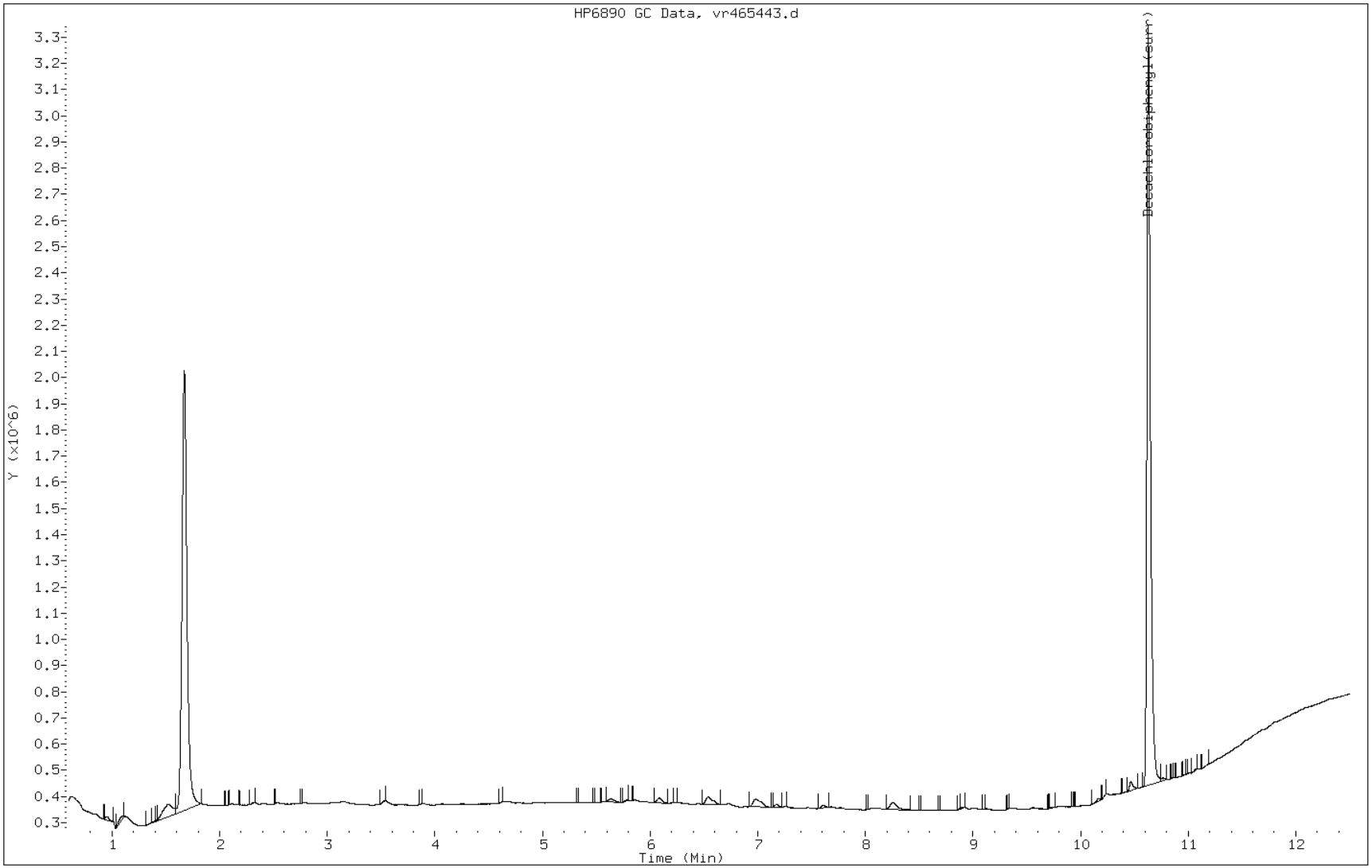

FORM VI
PCBS INITIAL CALIBRATION DATA
EXTERNAL STANDARD RETENTION TIME SUMMARY

Lab Name: TestAmerica Edison Job No.: 460-32106-1 Analy Batch No.: 87766

SDG No.:

Instrument ID: PESTGC9 GC Column: CLP-2 ID: 0.53(mm) Heated Purge: (Y/N) N

Calibration Start Date: 09/29/2011 12:19 Calibration End Date: 09/29/2011 13:21 Calibration ID: 12475

Calibration Files:

LEVEL:	LAB SAMPLE ID:	LAB FILE ID:
Level 1	IC 460-87766/6	vf464913.d
Level 2	IC 460-87766/7	vf464914.d
Level 3	IC 460-87766/8	vf464915.d
Level 4	IC 460-87766/9	vf464916.d
Level 5	IC 460-87766/10	vf464917.d

ANALYTE	LVL 1	LVL 2	LVL 3	LVL 4	LVL 5						RT WINDOW	AVG RT
PCB-1016 Peak 1	2.968	2.966	2.965	2.963	2.967						2.895 - 3.035	2.966
PCB-1016 Peak 2	3.656	3.652	3.652	3.649	3.655						3.582 - 3.722	3.653
PCB-1016 Peak 3	4.101	4.097	4.097	4.094	4.098						4.027 - 4.167	4.097
PCB-1016 Peak 4	4.501	4.499	4.497	4.495	4.499						4.427 - 4.567	4.498
PCB-1016 Peak 5	4.746	4.744	4.742	4.741	4.744						4.672 - 4.812	4.744
PCB-1016 Peak 6	5.183	5.181	5.179	5.179	5.182						5.109 - 5.249	5.181
PCB-1016 Peak 7	5.571	5.569	5.567	5.567	5.570						5.497 - 5.637	5.569
PCB-1016 Peak 8	5.781	5.779	5.778	5.778	5.780						5.708 - 5.848	5.779
PCB-1260 Peak 1	7.487	7.487	7.484	7.484	7.485						7.414 - 7.554	7.486
PCB-1260 Peak 2	7.804	7.801	7.798	7.799	7.800						7.728 - 7.868	7.801
PCB-1260 Peak 3	8.274	8.272	8.267	8.267	8.267						8.197 - 8.337	8.269
PCB-1260 Peak 4	9.391	9.391	9.386	9.388	9.388						9.316 - 9.456	9.389
PCB-1260 Peak 5	9.511	9.510	9.506	9.507	9.507						9.436 - 9.576	9.508
PCB-1260 Peak 6	9.952	9.951	9.948	9.949	9.950						9.878 - 10.018	9.950
PCB-1260 Peak 7	10.648	10.648	10.647	10.645	10.645						10.577 - 10.717	10.647
PCB-1260 Peak 8	11.116	11.116	11.118	11.114	11.114						11.048 - 11.188	11.116
DCB Decachlorobiphenyl	11.551	11.549	11.554	11.548	11.545						11.454 - 11.654	11.549

FORM VI
PCBS INITIAL CALIBRATION DATA
EXTERNAL STANDARD CURVE EVALUTION

Lab Name: TestAmerica Edison Job No.: 460-32106-1 Analy Batch No.: 87766

SDG No.:

Instrument ID: PESTGC9 GC Column: CLP-2 ID: 0.53(mm) Heated Purge: (Y/N) N

Calibration Start Date: 09/29/2011 12:19 Calibration End Date: 09/29/2011 13:21 Calibration ID: 12475

Calibration Files:

LEVEL:	LAB SAMPLE ID:	LAB FILE ID:
Level 1	IC 460-87766/6	vf464913.d
Level 2	IC 460-87766/7	vf464914.d
Level 3	IC 460-87766/8	vf464915.d
Level 4	IC 460-87766/9	vf464916.d
Level 5	IC 460-87766/10	vf464917.d

ANALYTE	CF				CURVE TYPE	COEFFICIENT			#	MIN CF	%RSD	#	MAX %RSD	R^2 OR COD	#	MIN R^2 OR COD
	LVL 1 LVL 5	LVL 2	LVL 3	LVL 4		B	M1	M2								
PCB-1016 Peak 1	2538.0 2183.2	2640.6	2436.3	2428.9	Ave		2445.38841				7.0		20.0			
PCB-1016 Peak 2	4575.9 4760.6	5765.1	5269.0	5108.4	Ave		5095.79155				9.1		20.0			
PCB-1016 Peak 3	2015.6 2116.0	2493.4	2314.6	2253.6	Ave		2238.62841				8.2		20.0			
PCB-1016 Peak 4	10497 9092.1	11191	10001	9776.9	Ave		10111.6956				7.8		20.0			
PCB-1016 Peak 5	4312.3 4236.8	5263.5	4691.5	4561.1	Ave		4613.03639				8.8		20.0			
PCB-1016 Peak 6	3011.0 2456.2	3151.2	2746.8	2659.5	Ave		2804.95456				9.9		20.0			
PCB-1016 Peak 7	3563.1 2869.2	3602.1	3228.3	3214.2	Ave		3295.35624				9.1		20.0			
PCB-1016 Peak 8	3665.6 3145.3	3664.3	3280.1	3398.0	Ave		3430.64316				6.8		20.0			
PCB-1260 Peak 1	3942.7 3371.9	3949.7	3904.1	3595.3	Ave		3752.73553				6.9		20.0			
PCB-1260 Peak 2	8119.6 6716.3	7989.1	7699.4	7150.5	Ave		7534.95217				7.8		20.0			
PCB-1260 Peak 3	9388.0 8164.0	9276.0	9268.1	8668.5	Ave		8952.90855				5.8		20.0			
PCB-1260 Peak 4	6452.1 5919.6	7071.1	6803.4	6325.9	Ave		6514.44595				6.8		20.0			
PCB-1260 Peak 5	3309.1 3317.8	3822.4	3724.9	3499.2	Ave		3534.67944				6.6		20.0			
PCB-1260 Peak 6	5499.9 5485.1	6236.4	6159.1	5826.7	Ave		5841.43645				6.1		20.0			
PCB-1260 Peak 7	7211.1 6685.0	7799.7	7708.7	7248.2	Ave		7330.54127				6.1		20.0			

Note: The m1 coefficient is the same as Ave CF for an Ave curve type.

FORM VI
PCBS INITIAL CALIBRATION DATA
EXTERNAL STANDARD CURVE EVALUTION

Lab Name: TestAmerica Edison Job No.: 460-32106-1 Analy Batch No.: 87766

SDG No.:

Instrument ID: PESTGC9 GC Column: CLP-2 ID: 0.53(mm) Heated Purge: (Y/N) N

Calibration Start Date: 09/29/2011 12:19 Calibration End Date: 09/29/2011 13:21 Calibration ID: 12475

ANALYTE	CF				CURVE TYPE	COEFFICIENT			#	MIN CF	%RSD	#	MAX %RSD	R^2 OR COD	#	MIN R^2 OR COD
	LVL 1 LVL 5	LVL 2	LVL 3	LVL 4		B	M1	M2								
PCB-1260 Peak 8	3302.2 2894.4	3246.7	3253.1	2970.3	Ave		3133.32176				6.0		20.0			
DCB Decachlorobiphenyl	95172 84171	106040	94418	90312	Ave		94022.5470				8.5		20.0			

Note: The m1 coefficient is the same as Ave CF for an Ave curve type.

FORM VI
PCBS INITIAL CALIBRATION DATA
EXTERNAL STANDARD RESPONSE AND CONCENTRATION

Lab Name: TestAmerica Edison Job No.: 460-32106-1 Analy Batch No.: 87766

SDG No.:

Instrument ID: PESTGC9 GC Column: CLP-2 ID: 0.53(mm) Heated Purge: (Y/N) N

Calibration Start Date: 09/29/2011 12:19 Calibration End Date: 09/29/2011 13:21 Calibration ID: 12475

Calibration Files:

LEVEL:	LAB SAMPLE ID:	LAB FILE ID:
Level 1	IC 460-87766/6	vf464913.d
Level 2	IC 460-87766/7	vf464914.d
Level 3	IC 460-87766/8	vf464915.d
Level 4	IC 460-87766/9	vf464916.d
Level 5	IC 460-87766/10	vf464917.d

ANALYTE	CURVE TYPE	RESPONSE					CONCENTRATION (UG/L)				
		LVL 1	LVL 2	LVL 3	LVL 4	LVL 5	LVL 1	LVL 2	LVL 3	LVL 4	LVL 5
PCB-1016 Peak 1	Ave	253802	1320281	2436325	3643306	5457911	100	500	1000	1500	2500
PCB-1016 Peak 2	Ave	457590	2882559	5268996	7662560	11901426	100	500	1000	1500	2500
PCB-1016 Peak 3	Ave	201560	1246712	2314551	3380425	5289876	100	500	1000	1500	2500
PCB-1016 Peak 4	Ave	1049718	5595732	10000889	14665308	22730183	100	500	1000	1500	2500
PCB-1016 Peak 5	Ave	431225	2631742	4691489	6841685	10592089	100	500	1000	1500	2500
PCB-1016 Peak 6	Ave	301102	1575613	2746808	3989229	6140582	100	500	1000	1500	2500
PCB-1016 Peak 7	Ave	356309	1801050	3228284	4821231	7172883	100	500	1000	1500	2500
PCB-1016 Peak 8	Ave	366556	1832152	3280083	5096946	7863262	100	500	1000	1500	2500
PCB-1260 Peak 1	Ave	394273	1974852	3904093	5392915	8429685	100	500	1000	1500	2500
PCB-1260 Peak 2	Ave	811962	3994525	7699351	10725679	16790718	100	500	1000	1500	2500
PCB-1260 Peak 3	Ave	938801	4638010	9268093	13002701	20409881	100	500	1000	1500	2500
PCB-1260 Peak 4	Ave	645213	3535538	6803444	9488921	14799081	100	500	1000	1500	2500
PCB-1260 Peak 5	Ave	330913	1911206	3724916	5248758	8294418	100	500	1000	1500	2500
PCB-1260 Peak 6	Ave	549989	3118215	6159056	8740078	13712719	100	500	1000	1500	2500
PCB-1260 Peak 7	Ave	721107	3899851	7708745	10872314	16712450	100	500	1000	1500	2500
PCB-1260 Peak 8	Ave	330215	1623331	3253106	4455405	7236052	100	500	1000	1500	2500
DCB Decachlorobiphenyl	Ave	2379304	5301997	9441793	13546740	16834221	25.0	50.0	100	150	200

Curve Type Legend:
Ave = Average

FORM VI
PCBS INITIAL CALIBRATION DATA
EXTERNAL STANDARD RETENTION TIME SUMMARY

Lab Name: TestAmerica Edison Job No.: 460-32106-1 Analy Batch No.: 87766

SDG No.:

Instrument ID: PESTGC9 GC Column: CLP-1 ID: 0.53(mm) Heated Purge: (Y/N) N

Calibration Start Date: 09/29/2011 12:19 Calibration End Date: 09/29/2011 13:21 Calibration ID: 12467

Calibration Files:

LEVEL:	LAB SAMPLE ID:	LAB FILE ID:
Level 1	IC 460-87766/6	vr464913.d
Level 2	IC 460-87766/7	vr464914.d
Level 3	IC 460-87766/8	vr464915.d
Level 4	IC 460-87766/9	vr464916.d
Level 5	IC 460-87766/10	vr464917.d

ANALYTE	LVL 1	LVL 2	LVL 3	LVL 4	LVL 5						RT WINDOW	AVG RT
PCB-1016 Peak 1	2.097	2.096	2.095	2.094	2.095						2.025 - 2.165	2.096
PCB-1016 Peak 2	2.536	2.534	2.534	2.534	2.535						2.464 - 2.604	2.535
PCB-1016 Peak 3	2.788	2.786	2.785	2.784	2.785						2.715 - 2.855	2.786
PCB-1016 Peak 4	3.148	3.143	3.142	3.139	3.142						3.072 - 3.212	3.143
PCB-1016 Peak 5	3.352	3.347	3.345	3.342	3.345						3.275 - 3.415	3.346
PCB-1016 Peak 6	3.696	3.696	3.696	3.694	3.698						3.626 - 3.766	3.696
PCB-1016 Peak 7	4.059	4.055	4.054	4.054	4.056						3.984 - 4.124	4.056
PCB-1016 Peak 8	4.214	4.206	4.202	4.202	4.205						4.132 - 4.272	4.206
PCB-1260 Peak 1	6.094	6.091	6.089	6.089	6.090						6.019 - 6.159	6.091
PCB-1260 Peak 2	6.551	6.546	6.543	6.543	6.542						6.473 - 6.613	6.545
PCB-1260 Peak 3	7.000	6.992	6.988	6.989	6.987						6.918 - 7.058	6.991
PCB-1260 Peak 4	7.190	7.187	7.185	7.186	7.185						7.115 - 7.255	7.187
PCB-1260 Peak 5	7.628	7.626	7.623	7.624	7.624						7.553 - 7.693	7.625
PCB-1260 Peak 6	8.940	8.935	8.928	8.928	8.925						8.858 - 8.998	8.931
PCB-1260 Peak 7	9.151	9.148	9.145	9.146	9.145						9.075 - 9.215	9.147
PCB-1260 Peak 8	10.184	10.181	10.179	10.179	10.178						10.109 - 10.249	10.180
DCB Decachlorobiphenyl	10.638	10.637	10.637	10.637	10.636						10.537 - 10.737	10.637

FORM VI
PCBS INITIAL CALIBRATION DATA
EXTERNAL STANDARD CURVE EVALUTION

Lab Name: TestAmerica Edison Job No.: 460-32106-1 Analy Batch No.: 87766

SDG No.:

Instrument ID: PESTGC9 GC Column: CLP-1 ID: 0.53(mm) Heated Purge: (Y/N) N

Calibration Start Date: 09/29/2011 12:19 Calibration End Date: 09/29/2011 13:21 Calibration ID: 12467

Calibration Files:

LEVEL:	LAB SAMPLE ID:	LAB FILE ID:
Level 1	IC 460-87766/6	vr464913.d
Level 2	IC 460-87766/7	vr464914.d
Level 3	IC 460-87766/8	vr464915.d
Level 4	IC 460-87766/9	vr464916.d
Level 5	IC 460-87766/10	vr464917.d

ANALYTE	CF				CURVE TYPE	COEFFICIENT			#	MIN CF	%RSD	#	MAX %RSD	R^2 OR COD	#	MIN R^2 OR COD
	LVL 1 LVL 5	LVL 2	LVL 3	LVL 4		B	M1	M2								
PCB-1016 Peak 1	4262.0 3386.4	4322.1	4079.1	3951.2	Ave		4000.17047				9.3		20.0			
PCB-1016 Peak 2	7657.9 6760.0	8234.3	7547.5	7387.8	Ave		7517.51035				7.1		20.0			
PCB-1016 Peak 3	4122.8 4860.6	5487.3	5423.2	5571.4	Ave		5093.05936				12.0		20.0			
PCB-1016 Peak 4	14993 14249	17077	15832	15675	Ave		15565.1410				6.8		20.0			
PCB-1016 Peak 5	5221.0 5774.6	6877.9	6408.7	6419.9	Ave		6140.43536				10.5		20.0			
PCB-1016 Peak 6	6952.9 6441.5	7448.9	7130.5	6617.8	Ave		6918.33145				5.8		20.0			
PCB-1016 Peak 7	5816.3 5782.2	6511.3	6170.7	6127.7	Ave		6081.62184				4.9		20.0			
PCB-1016 Peak 8	2429.6 2998.1	3223.6	2976.1	2979.2	Ave		2921.31181				10.1		20.0			
PCB-1260 Peak 1	10624 8781.9	11002	9976.4	9644.9	Ave		10005.7368				8.7		20.0			
PCB-1260 Peak 2	20213 16201	19821	19217	17866	Ave		18663.5302				8.8		20.0			
PCB-1260 Peak 3	16321 14810	16911	17442	16435	Ave		16383.8043				6.0		20.0			
PCB-1260 Peak 4	9708.1 8337.3	10323	10132	9349.9	Ave		9570.06953				8.2		20.0			
PCB-1260 Peak 5	7707.7 7295.8	8271.7	8614.6	8226.1	Ave		8023.17341				6.5		20.0			
PCB-1260 Peak 6	6957.9 9148.9	8361.3	9212.5	9421.0	Ave		8620.33703				11.7		20.0			
PCB-1260 Peak 7	5662.4 6786.1	7884.6	7850.2	7388.8	Ave		7114.43532				13.0		20.0			

Note: The m1 coefficient is the same as Ave CF for an Ave curve type.

FORM VI
PCBS INITIAL CALIBRATION DATA
EXTERNAL STANDARD CURVE EVALUTION

Lab Name: TestAmerica Edison Job No.: 460-32106-1 Analy Batch No.: 87766

SDG No.:

Instrument ID: PESTGC9 GC Column: CLP-1 ID: 0.53(mm) Heated Purge: (Y/N) N

Calibration Start Date: 09/29/2011 12:19 Calibration End Date: 09/29/2011 13:21 Calibration ID: 12467

ANALYTE	CF				CURVE TYPE	COEFFICIENT			#	MIN CF	%RSD	#	MAX %RSD	R^2 OR COD	#	MIN R^2 OR COD
	LVL 1 LVL 5	LVL 2	LVL 3	LVL 4		B	M1	M2								
PCB-1260 Peak 8	4247.6 5292.4	5552.1	5551.2	5410.6	Ave		5210.77188				10.5		20.0			
DCB Decachlorobiphenyl	150864 134526	165782	151164	142988	Ave		149064.544				7.8		20.0			

Note: The m1 coefficient is the same as Ave CF for an Ave curve type.

FORM VI
PCBS INITIAL CALIBRATION DATA
EXTERNAL STANDARD RESPONSE AND CONCENTRATION

Lab Name: TestAmerica Edison Job No.: 460-32106-1 Analy Batch No.: 87766

SDG No.:

Instrument ID: PESTGC9 GC Column: CLP-1 ID: 0.53(mm) Heated Purge: (Y/N) N

Calibration Start Date: 09/29/2011 12:19 Calibration End Date: 09/29/2011 13:21 Calibration ID: 12467

Calibration Files:

LEVEL:	LAB SAMPLE ID:	LAB FILE ID:
Level 1	IC 460-87766/6	vr464913.d
Level 2	IC 460-87766/7	vr464914.d
Level 3	IC 460-87766/8	vr464915.d
Level 4	IC 460-87766/9	vr464916.d
Level 5	IC 460-87766/10	vr464917.d

ANALYTE	CURVE TYPE	RESPONSE					CONCENTRATION (UG/L)				
		LVL 1	LVL 2	LVL 3	LVL 4	LVL 5	LVL 1	LVL 2	LVL 3	LVL 4	LVL 5
PCB-1016 Peak 1	Ave	426201	2161074	4079085	5926763	8466085	100	500	1000	1500	2500
PCB-1016 Peak 2	Ave	765790	4117174	7547518	11081657	16900036	100	500	1000	1500	2500
PCB-1016 Peak 3	Ave	412282	2743645	5423204	8357121	12151422	100	500	1000	1500	2500
PCB-1016 Peak 4	Ave	1499250	8538681	15832256	23511879	35622503	100	500	1000	1500	2500
PCB-1016 Peak 5	Ave	522104	3438948	6408680	9629883	14436597	100	500	1000	1500	2500
PCB-1016 Peak 6	Ave	695285	3724452	7130543	9926740	16103834	100	500	1000	1500	2500
PCB-1016 Peak 7	Ave	581630	3255658	6170652	9191496	14455443	100	500	1000	1500	2500
PCB-1016 Peak 8	Ave	242958	1611778	2976068	4468834	7495331	100	500	1000	1500	2500
PCB-1260 Peak 1	Ave	1062376	5500895	9976383	14467317	21954682	100	500	1000	1500	2500
PCB-1260 Peak 2	Ave	2021348	9910339	19216631	26799494	40501332	100	500	1000	1500	2500
PCB-1260 Peak 3	Ave	1632138	8455392	17442154	24652031	37025040	100	500	1000	1500	2500
PCB-1260 Peak 4	Ave	970812	5161327	10132385	14024872	20843185	100	500	1000	1500	2500
PCB-1260 Peak 5	Ave	770766	4135859	8614616	12339136	18239456	100	500	1000	1500	2500
PCB-1260 Peak 6	Ave	695787	4180662	9212549	14131571	22872237	100	500	1000	1500	2500
PCB-1260 Peak 7	Ave	566239	3942323	7850239	11083269	16965139	100	500	1000	1500	2500
PCB-1260 Peak 8	Ave	424755	2776044	5551213	8115948	13230941	100	500	1000	1500	2500
DCB Decachlorobiphenyl	Ave	3771602	8289087	15116355	21448134	26905158	25.0	50.0	100	150	200

Curve Type Legend:
Ave = Average

FORM VI
PCBS INITIAL CALIBRATION DATA
EXTERNAL STANDARD RETENTION TIME SUMMARY

Lab Name: TestAmerica Edison Job No.: 460-32106-1 Analy Batch No.: 87766

SDG No.:

Instrument ID: PESTGC9 GC Column: CLP-2 ID: 0.53(mm) Heated Purge: (Y/N) N

Calibration Start Date: 09/29/2011 13:37 Calibration End Date: 09/29/2011 13:37 Calibration ID: 12476

Calibration Files:

LEVEL:	LAB SAMPLE ID:	LAB FILE ID:
Level 1	IC 460-87766/11	vf464918.d

ANALYTE	LVL 1										RT WINDOW	AVG RT
PCB-1221 Peak 1	1.665										1.595 - 1.735	1.665
PCB-1221 Peak 2	2.137										2.067 - 2.207	2.137
PCB-1221 Peak 3	2.675										2.605 - 2.745	2.675
PCB-1221 Peak 4	2.876										2.806 - 2.946	2.876
PCB-1221 Peak 5	2.965										2.895 - 3.035	2.965
PCB-1221 Peak 6	3.645										3.575 - 3.715	3.645
PCB-1221 Peak 7	3.761										3.691 - 3.831	3.761
PCB-1221 Peak 8	4.500										4.430 - 4.570	4.500

FORM VI
PCBS INITIAL CALIBRATION DATA
EXTERNAL STANDARD CURVE EVALUTION

Lab Name: TestAmerica Edison Job No.: 460-32106-1 Analy Batch No.: 87766

SDG No.:

Instrument ID: PESTGC9 GC Column: CLP-2 ID: 0.53(mm) Heated Purge: (Y/N) N

Calibration Start Date: 09/29/2011 13:37 Calibration End Date: 09/29/2011 13:37 Calibration ID: 12476

Calibration Files:

LEVEL:	LAB SAMPLE ID:	LAB FILE ID:
Level 1	IC 460-87766/11	vf464918.d

ANALYTE	CF				CURVE TYPE	COEFFICIENT			#	MIN CF	%RSD	#	MAX %RSD	R^2 OR COD	#	MIN R^2 OR COD
	LVL 1					B	M1	M2								
PCB-1221 Peak 1	1207.0				Ave		1207.02500						20.0			
PCB-1221 Peak 2	281.16				Ave		281.162000						20.0			
PCB-1221 Peak 3	1451.2				Ave		1451.18300						20.0			
PCB-1221 Peak 4	980.70				Ave		980.695000						20.0			
PCB-1221 Peak 5	3852.2				Ave		3852.16000						20.0			
PCB-1221 Peak 6	613.97				Ave		613.965000						20.0			
PCB-1221 Peak 7	725.27				Ave		725.266000						20.0			
PCB-1221 Peak 8	639.53				Ave		639.534000						20.0			

Note: The m1 coefficient is the same as Ave CF for an Ave curve type.

FORM VI
PCBS INITIAL CALIBRATION DATA
EXTERNAL STANDARD RESPONSE AND CONCENTRATION

Lab Name: TestAmerica Edison Job No.: 460-32106-1 Analy Batch No.: 87766

SDG No.:

Instrument ID: PESTGC9 GC Column: CLP-2 ID: 0.53(mm) Heated Purge: (Y/N) N

Calibration Start Date: 09/29/2011 13:37 Calibration End Date: 09/29/2011 13:37 Calibration ID: 12476

Calibration Files:

LEVEL:	LAB SAMPLE ID:	LAB FILE ID:
Level 1	IC 460-87766/11	vf464918.d

ANALYTE	CURVE TYPE	RESPONSE					CONCENTRATION (UG/L)				
		LVL 1					LVL 1				
PCB-1221 Peak 1	Ave	1207025					1000				
PCB-1221 Peak 2	Ave	281162					1000				
PCB-1221 Peak 3	Ave	1451183					1000				
PCB-1221 Peak 4	Ave	980695					1000				
PCB-1221 Peak 5	Ave	3852160					1000				
PCB-1221 Peak 6	Ave	613965					1000				
PCB-1221 Peak 7	Ave	725266					1000				
PCB-1221 Peak 8	Ave	639534					1000				

Curve Type Legend:

Ave = Average

FORM VI
PCBS INITIAL CALIBRATION DATA
EXTERNAL STANDARD RETENTION TIME SUMMARY

Lab Name: TestAmerica Edison Job No.: 460-32106-1 Analy Batch No.: 87766

SDG No.:

Instrument ID: PESTGC9 GC Column: CLP-1 ID: 0.53(mm) Heated Purge: (Y/N) N

Calibration Start Date: 09/29/2011 13:37 Calibration End Date: 09/29/2011 13:37 Calibration ID: 12468

Calibration Files:

LEVEL:	LAB SAMPLE ID:	LAB FILE ID:
Level 1	IC 460-87766/11	vr464918.d

ANALYTE	LVL 1										RT WINDOW	AVG RT
PCB-1221 Peak 1	1.124										1.054 - 1.194	1.124
PCB-1221 Peak 2	1.525										1.455 - 1.595	1.525
PCB-1221 Peak 3	1.871										1.801 - 1.941	1.871
PCB-1221 Peak 4	2.093										2.023 - 2.163	2.093
PCB-1221 Peak 5	2.535										2.465 - 2.605	2.535
PCB-1221 Peak 6	2.780										2.710 - 2.850	2.780
PCB-1221 Peak 7	3.146										3.076 - 3.216	3.146
PCB-1221 Peak 8	3.344										3.274 - 3.414	3.344

FORM VI
PCBS INITIAL CALIBRATION DATA
EXTERNAL STANDARD CURVE EVALUTION

Lab Name: TestAmerica Edison Job No.: 460-32106-1 Analy Batch No.: 87766

SDG No.:

Instrument ID: PESTGC9 GC Column: CLP-1 ID: 0.53(mm) Heated Purge: (Y/N) N

Calibration Start Date: 09/29/2011 13:37 Calibration End Date: 09/29/2011 13:37 Calibration ID: 12468

Calibration Files:

LEVEL:	LAB SAMPLE ID:	LAB FILE ID:
Level 1	IC 460-87766/11	vr464918.d

ANALYTE	CF				CURVE TYPE	COEFFICIENT			#	MIN CF	%RSD	#	MAX %RSD	R^2 OR COD	#	MIN R^2 OR COD
	LVL 1					B	M1	M2								
PCB-1221 Peak 1	1953.6				Ave		1953.58100						20.0			
PCB-1221 Peak 2	714.29				Ave		714.287000						20.0			
PCB-1221 Peak 3	2409.2				Ave		2409.22500						20.0			
PCB-1221 Peak 4	6801.0				Ave		6800.96400						20.0			
PCB-1221 Peak 5	496.66				Ave		496.656000						20.0			
PCB-1221 Peak 6	543.68				Ave		543.682000						20.0			
PCB-1221 Peak 7	912.80				Ave		912.798000						20.0			
PCB-1221 Peak 8	300.53				Ave		300.529000						20.0			

Note: The m1 coefficient is the same as Ave CF for an Ave curve type.

FORM VI
PCBS INITIAL CALIBRATION DATA
EXTERNAL STANDARD RESPONSE AND CONCENTRATION

Lab Name: TestAmerica Edison Job No.: 460-32106-1 Analy Batch No.: 87766

SDG No.:

Instrument ID: PESTGC9 GC Column: CLP-1 ID: 0.53(mm) Heated Purge: (Y/N) N

Calibration Start Date: 09/29/2011 13:37 Calibration End Date: 09/29/2011 13:37 Calibration ID: 12468

Calibration Files:

LEVEL:	LAB SAMPLE ID:	LAB FILE ID:
Level 1	IC 460-87766/11	vr464918.d

ANALYTE	CURVE TYPE	RESPONSE					CONCENTRATION (UG/L)				
		LVL 1					LVL 1				
PCB-1221 Peak 1	Ave	1953581					1000				
PCB-1221 Peak 2	Ave	714287					1000				
PCB-1221 Peak 3	Ave	2409225					1000				
PCB-1221 Peak 4	Ave	6800964					1000				
PCB-1221 Peak 5	Ave	496656					1000				
PCB-1221 Peak 6	Ave	543682					1000				
PCB-1221 Peak 7	Ave	912798					1000				
PCB-1221 Peak 8	Ave	300529					1000				

Curve Type Legend:

Ave = Average

FORM VI
PCBS INITIAL CALIBRATION DATA
EXTERNAL STANDARD RETENTION TIME SUMMARY

Lab Name: TestAmerica Edison Job No.: 460-32106-1 Analy Batch No.: 87766

SDG No.:

Instrument ID: PESTGC9 GC Column: CLP-2 ID: 0.53(mm) Heated Purge: (Y/N) N

Calibration Start Date: 09/29/2011 13:53 Calibration End Date: 09/29/2011 13:53 Calibration ID: 12477

Calibration Files:

LEVEL:	LAB SAMPLE ID:	LAB FILE ID:
Level 1	IC 460-87766/12	vf464919.d

ANALYTE	LVL 1										RT WINDOW	AVG RT
PCB-1232 Peak 1	2.964										2.894 - 3.034	2.964
PCB-1232 Peak 2	3.649										3.579 - 3.719	3.649
PCB-1232 Peak 3	4.095										4.025 - 4.165	4.095
PCB-1232 Peak 4	4.498										4.428 - 4.568	4.498
PCB-1232 Peak 5	4.742										4.672 - 4.812	4.742
PCB-1232 Peak 6	4.924										4.854 - 4.994	4.924
PCB-1232 Peak 7	5.569										5.499 - 5.639	5.569
PCB-1232 Peak 8	5.779										5.709 - 5.849	5.779

FORM VI
PCBS INITIAL CALIBRATION DATA
EXTERNAL STANDARD CURVE EVALUTION

Lab Name: TestAmerica Edison Job No.: 460-32106-1 Analy Batch No.: 87766

SDG No.:

Instrument ID: PESTGC9 GC Column: CLP-2 ID: 0.53(mm) Heated Purge: (Y/N) N

Calibration Start Date: 09/29/2011 13:53 Calibration End Date: 09/29/2011 13:53 Calibration ID: 12477

Calibration Files:

LEVEL:	LAB SAMPLE ID:	LAB FILE ID:
Level 1	IC 460-87766/12	vf464919.d

ANALYTE	CF				CURVE TYPE	COEFFICIENT			#	MIN CF	%RSD	#	MAX %RSD	R^2 OR COD	#	MIN R^2 OR COD
	LVL 1					B	M1	M2								
PCB-1232 Peak 1	2487.6				Ave		2487.57100						20.0			
PCB-1232 Peak 2	2341.8				Ave		2341.82700						20.0			
PCB-1232 Peak 3	1072.3				Ave		1072.25100						20.0			
PCB-1232 Peak 4	4676.0				Ave		4675.99100						20.0			
PCB-1232 Peak 5	2185.4				Ave		2185.37000						20.0			
PCB-1232 Peak 6	1612.9				Ave		1612.90200						20.0			
PCB-1232 Peak 7	1683.7				Ave		1683.69600						20.0			
PCB-1232 Peak 8	1866.0				Ave		1865.99400						20.0			

Note: The m1 coefficient is the same as Ave CF for an Ave curve type.

FORM VI
PCBS INITIAL CALIBRATION DATA
EXTERNAL STANDARD RESPONSE AND CONCENTRATION

Lab Name: TestAmerica Edison Job No.: 460-32106-1 Analy Batch No.: 87766

SDG No.:

Instrument ID: PESTGC9 GC Column: CLP-2 ID: 0.53(mm) Heated Purge: (Y/N) N

Calibration Start Date: 09/29/2011 13:53 Calibration End Date: 09/29/2011 13:53 Calibration ID: 12477

Calibration Files:

LEVEL:	LAB SAMPLE ID:	LAB FILE ID:
Level 1	IC 460-87766/12	vf464919.d

ANALYTE	CURVE TYPE	RESPONSE					CONCENTRATION (UG/L)				
		LVL 1					LVL 1				
PCB-1232 Peak 1	Ave	2487571					1000				
PCB-1232 Peak 2	Ave	2341827					1000				
PCB-1232 Peak 3	Ave	1072251					1000				
PCB-1232 Peak 4	Ave	4675991					1000				
PCB-1232 Peak 5	Ave	2185370					1000				
PCB-1232 Peak 6	Ave	1612902					1000				
PCB-1232 Peak 7	Ave	1683696					1000				
PCB-1232 Peak 8	Ave	1865994					1000				

Curve Type Legend:

Ave = Average

FORM VI
PCBS INITIAL CALIBRATION DATA
EXTERNAL STANDARD RETENTION TIME SUMMARY

Lab Name: TestAmerica Edison Job No.: 460-32106-1 Analy Batch No.: 87766

SDG No.:

Instrument ID: PESTGC9 GC Column: CLP-1 ID: 0.53(mm) Heated Purge: (Y/N) N

Calibration Start Date: 09/29/2011 13:53 Calibration End Date: 09/29/2011 13:53 Calibration ID: 12469

Calibration Files:

LEVEL:	LAB SAMPLE ID:	LAB FILE ID:
Level 1	IC 460-87766/12	vr464919.d

ANALYTE	LVL 1										RT WINDOW	AVG RT
PCB-1232 Peak 1	2.094										2.024 - 2.164	2.094
PCB-1232 Peak 2	2.534										2.464 - 2.604	2.534
PCB-1232 Peak 3	2.784										2.714 - 2.854	2.784
PCB-1232 Peak 4	3.142										3.072 - 3.212	3.142
PCB-1232 Peak 5	3.347										3.277 - 3.417	3.347
PCB-1232 Peak 6	3.691										3.621 - 3.761	3.691
PCB-1232 Peak 7	4.054										3.984 - 4.124	4.054
PCB-1232 Peak 8	4.205										4.135 - 4.275	4.205

FORM VI
PCBS INITIAL CALIBRATION DATA
EXTERNAL STANDARD CURVE EVALUTION

Lab Name: TestAmerica Edison Job No.: 460-32106-1 Analy Batch No.: 87766

SDG No.:

Instrument ID: PESTGC9 GC Column: CLP-1 ID: 0.53(mm) Heated Purge: (Y/N) N

Calibration Start Date: 09/29/2011 13:53 Calibration End Date: 09/29/2011 13:53 Calibration ID: 12469

Calibration Files:

LEVEL:	LAB SAMPLE ID:	LAB FILE ID:
Level 1	IC 460-87766/12	vr464919.d

ANALYTE	CF				CURVE TYPE	COEFFICIENT			#	MIN CF	%RSD	#	MAX %RSD	R^2 OR COD	#	MIN R^2 OR COD
	LVL 1					B	M1	M2								
PCB-1232 Peak 1	4518.5				Ave		4518.50800						20.0			
PCB-1232 Peak 2	3491.8				Ave		3491.78000						20.0			
PCB-1232 Peak 3	2354.6				Ave		2354.59700						20.0			
PCB-1232 Peak 4	7091.1				Ave		7091.09700						20.0			
PCB-1232 Peak 5	2784.3				Ave		2784.28100						20.0			
PCB-1232 Peak 6	3170.7				Ave		3170.70300						20.0			
PCB-1232 Peak 7	2917.6				Ave		2917.55300						20.0			
PCB-1232 Peak 8	1398.1				Ave		1398.10500						20.0			

Note: The m1 coefficient is the same as Ave CF for an Ave curve type.

FORM VI
PCBS INITIAL CALIBRATION DATA
EXTERNAL STANDARD RESPONSE AND CONCENTRATION

Lab Name: TestAmerica Edison Job No.: 460-32106-1 Analy Batch No.: 87766

SDG No.:

Instrument ID: PESTGC9 GC Column: CLP-1 ID: 0.53(mm) Heated Purge: (Y/N) N

Calibration Start Date: 09/29/2011 13:53 Calibration End Date: 09/29/2011 13:53 Calibration ID: 12469

Calibration Files:

LEVEL:	LAB SAMPLE ID:	LAB FILE ID:
Level 1	IC 460-87766/12	vr464919.d

ANALYTE	CURVE TYPE	RESPONSE					CONCENTRATION (UG/L)				
		LVL 1					LVL 1				
PCB-1232 Peak 1	Ave	4518508					1000				
PCB-1232 Peak 2	Ave	3491780					1000				
PCB-1232 Peak 3	Ave	2354597					1000				
PCB-1232 Peak 4	Ave	7091097					1000				
PCB-1232 Peak 5	Ave	2784281					1000				
PCB-1232 Peak 6	Ave	3170703					1000				
PCB-1232 Peak 7	Ave	2917553					1000				
PCB-1232 Peak 8	Ave	1398105					1000				

Curve Type Legend:

Ave = Average

FORM VI
PCBS INITIAL CALIBRATION DATA
EXTERNAL STANDARD RETENTION TIME SUMMARY

Lab Name: TestAmerica Edison Job No.: 460-32106-1 Analy Batch No.: 87766

SDG No.:

Instrument ID: PESTGC9 GC Column: CLP-2 ID: 0.53(mm) Heated Purge: (Y/N) N

Calibration Start Date: 09/29/2011 14:08 Calibration End Date: 09/29/2011 14:08 Calibration ID: 12478

Calibration Files:

LEVEL:	LAB SAMPLE ID:	LAB FILE ID:
Level 1	IC 460-87766/13	vf464920.d

ANALYTE	LVL 1										RT WINDOW	AVG RT
PCB-1242 Peak 1	2.964										2.894 - 3.034	2.964
PCB-1242 Peak 2	3.650										3.580 - 3.720	3.650
PCB-1242 Peak 3	4.096										4.026 - 4.166	4.096
PCB-1242 Peak 4	4.499										4.429 - 4.569	4.499
PCB-1242 Peak 5	4.744										4.674 - 4.814	4.744
PCB-1242 Peak 6	4.925										4.855 - 4.995	4.925
PCB-1242 Peak 7	5.779										5.709 - 5.849	5.779
PCB-1242 Peak 8	6.300										6.230 - 6.370	6.300

FORM VI
PCBS INITIAL CALIBRATION DATA
EXTERNAL STANDARD CURVE EVALUTION

Lab Name: TestAmerica Edison Job No.: 460-32106-1 Analy Batch No.: 87766

SDG No.:

Instrument ID: PESTGC9 GC Column: CLP-2 ID: 0.53(mm) Heated Purge: (Y/N) N

Calibration Start Date: 09/29/2011 14:08 Calibration End Date: 09/29/2011 14:08 Calibration ID: 12478

Calibration Files:

LEVEL:	LAB SAMPLE ID:	LAB FILE ID:
Level 1	IC 460-87766/13	vf464920.d

ANALYTE	CF				CURVE TYPE	COEFFICIENT			#	MIN CF	%RSD	#	MAX %RSD	R^2 OR COD	#	MIN R^2 OR COD
	LVL 1					B	M1	M2								
PCB-1242 Peak 1	2330.3				Ave		2330.25500						20.0			
PCB-1242 Peak 2	4508.7				Ave		4508.70600						20.0			
PCB-1242 Peak 3	1967.0				Ave		1966.95300						20.0			
PCB-1242 Peak 4	8624.7				Ave		8624.71400						20.0			
PCB-1242 Peak 5	4026.6				Ave		4026.62400						20.0			
PCB-1242 Peak 6	3010.6				Ave		3010.59100						20.0			
PCB-1242 Peak 7	3368.9				Ave		3368.93400						20.0			
PCB-1242 Peak 8	3648.5				Ave		3648.45200						20.0			

Note: The m1 coefficient is the same as Ave CF for an Ave curve type.

FORM VI
PCBS INITIAL CALIBRATION DATA
EXTERNAL STANDARD RESPONSE AND CONCENTRATION

Lab Name: TestAmerica Edison Job No.: 460-32106-1 Analy Batch No.: 87766

SDG No.:

Instrument ID: PESTGC9 GC Column: CLP-2 ID: 0.53(mm) Heated Purge: (Y/N) N

Calibration Start Date: 09/29/2011 14:08 Calibration End Date: 09/29/2011 14:08 Calibration ID: 12478

Calibration Files:

LEVEL:	LAB SAMPLE ID:	LAB FILE ID:
Level 1	IC 460-87766/13	vf464920.d

ANALYTE	CURVE TYPE	RESPONSE					CONCENTRATION (UG/L)				
		LVL 1					LVL 1				
PCB-1242 Peak 1	Ave	2330255					1000				
PCB-1242 Peak 2	Ave	4508706					1000				
PCB-1242 Peak 3	Ave	1966953					1000				
PCB-1242 Peak 4	Ave	8624714					1000				
PCB-1242 Peak 5	Ave	4026624					1000				
PCB-1242 Peak 6	Ave	3010591					1000				
PCB-1242 Peak 7	Ave	3368934					1000				
PCB-1242 Peak 8	Ave	3648452					1000				

Curve Type Legend:

Ave = Average

FORM VI
PCBS INITIAL CALIBRATION DATA
EXTERNAL STANDARD RETENTION TIME SUMMARY

Lab Name: TestAmerica Edison Job No.: 460-32106-1 Analy Batch No.: 87766

SDG No.:

Instrument ID: PESTGC9 GC Column: CLP-1 ID: 0.53(mm) Heated Purge: (Y/N) N

Calibration Start Date: 09/29/2011 14:08 Calibration End Date: 09/29/2011 14:08 Calibration ID: 12470

Calibration Files:

LEVEL:	LAB SAMPLE ID:	LAB FILE ID:
Level 1	IC 460-87766/13	vr464920.d

ANALYTE	LVL 1										RT WINDOW	AVG RT
PCB-1242 Peak 1	2.094										2.024 - 2.164	2.094
PCB-1242 Peak 2	2.534										2.464 - 2.604	2.534
PCB-1242 Peak 3	2.784										2.714 - 2.854	2.784
PCB-1242 Peak 4	3.142										3.072 - 3.212	3.142
PCB-1242 Peak 5	3.344										3.274 - 3.414	3.344
PCB-1242 Peak 6	3.694										3.624 - 3.764	3.694
PCB-1242 Peak 7	4.054										3.984 - 4.124	4.054
PCB-1242 Peak 8	5.151										5.081 - 5.221	5.151

FORM VI
PCBS INITIAL CALIBRATION DATA
EXTERNAL STANDARD CURVE EVALUTION

Lab Name: TestAmerica Edison Job No.: 460-32106-1 Analy Batch No.: 87766

SDG No.:

Instrument ID: PESTGC9 GC Column: CLP-1 ID: 0.53(mm) Heated Purge: (Y/N) N

Calibration Start Date: 09/29/2011 14:08 Calibration End Date: 09/29/2011 14:08 Calibration ID: 12470

Calibration Files:

LEVEL:	LAB SAMPLE ID:	LAB FILE ID:
Level 1	IC 460-87766/13	vr464920.d

ANALYTE	CF				CURVE TYPE	COEFFICIENT			#	MIN CF	%RSD	#	MAX %RSD	R^2 OR COD	#	MIN R^2 OR COD
	LVL 1					B	M1	M2								
PCB-1242 Peak 1	3777.1				Ave		3777.11700						20.0			
PCB-1242 Peak 2	6209.4				Ave		6209.44900						20.0			
PCB-1242 Peak 3	4398.1				Ave		4398.05000						20.0			
PCB-1242 Peak 4	13471				Ave		13471.1310						20.0			
PCB-1242 Peak 5	5435.8				Ave		5435.81200						20.0			
PCB-1242 Peak 6	5950.3				Ave		5950.31700						20.0			
PCB-1242 Peak 7	5477.0				Ave		5477.02200						20.0			
PCB-1242 Peak 8	5066.6				Ave		5066.62500						20.0			

Note: The m1 coefficient is the same as Ave CF for an Ave curve type.

FORM VI
PCBS INITIAL CALIBRATION DATA
EXTERNAL STANDARD RESPONSE AND CONCENTRATION

Lab Name: TestAmerica Edison Job No.: 460-32106-1 Analy Batch No.: 87766

SDG No.:

Instrument ID: PESTGC9 GC Column: CLP-1 ID: 0.53(mm) Heated Purge: (Y/N) N

Calibration Start Date: 09/29/2011 14:08 Calibration End Date: 09/29/2011 14:08 Calibration ID: 12470

Calibration Files:

LEVEL:	LAB SAMPLE ID:	LAB FILE ID:
Level 1	IC 460-87766/13	vr464920.d

ANALYTE	CURVE TYPE	RESPONSE					CONCENTRATION (UG/L)				
		LVL 1					LVL 1				
PCB-1242 Peak 1	Ave	3777117					1000				
PCB-1242 Peak 2	Ave	6209449					1000				
PCB-1242 Peak 3	Ave	4398050					1000				
PCB-1242 Peak 4	Ave	13471131					1000				
PCB-1242 Peak 5	Ave	5435812					1000				
PCB-1242 Peak 6	Ave	5950317					1000				
PCB-1242 Peak 7	Ave	5477022					1000				
PCB-1242 Peak 8	Ave	5066625					1000				

Curve Type Legend:

Ave = Average

FORM VI
PCBS INITIAL CALIBRATION DATA
EXTERNAL STANDARD RETENTION TIME SUMMARY

Lab Name: TestAmerica Edison Job No.: 460-32106-1 Analy Batch No.: 87766

SDG No.:

Instrument ID: PESTGC9 GC Column: CLP-2 ID: 0.53(mm) Heated Purge: (Y/N) N

Calibration Start Date: 09/29/2011 14:24 Calibration End Date: 09/29/2011 14:24 Calibration ID: 12479

Calibration Files:

LEVEL:	LAB SAMPLE ID:	LAB FILE ID:
Level 1	IC 460-87766/14	vf464921.d

ANALYTE	LVL 1										RT WINDOW	AVG RT
PCB-1248 Peak 1	3.646										3.576 - 3.716	3.646
PCB-1248 Peak 2	4.492										4.422 - 4.562	4.492
PCB-1248 Peak 3	4.737										4.667 - 4.807	4.737
PCB-1248 Peak 4	5.108										5.038 - 5.178	5.108
PCB-1248 Peak 5	5.567										5.497 - 5.637	5.567
PCB-1248 Peak 6	5.777										5.707 - 5.847	5.777
PCB-1248 Peak 7	6.117										6.047 - 6.187	6.117
PCB-1248 Peak 8	6.296										6.226 - 6.366	6.296

FORM VI
PCBS INITIAL CALIBRATION DATA
EXTERNAL STANDARD CURVE EVALUTION

Lab Name: TestAmerica Edison Job No.: 460-32106-1 Analy Batch No.: 87766

SDG No.:

Instrument ID: PESTGC9 GC Column: CLP-2 ID: 0.53(mm) Heated Purge: (Y/N) N

Calibration Start Date: 09/29/2011 14:24 Calibration End Date: 09/29/2011 14:24 Calibration ID: 12479

Calibration Files:

LEVEL:	LAB SAMPLE ID:	LAB FILE ID:
Level 1	IC 460-87766/14	vf464921.d

ANALYTE	CF				CURVE TYPE	COEFFICIENT			#	MIN CF	%RSD	#	MAX %RSD	R^2 OR COD	#	MIN R^2 OR COD
	LVL 1					B	M1	M2								
PCB-1248 Peak 1	2104.5				Ave		2104.46100						20.0			
PCB-1248 Peak 2	5381.0				Ave		5380.97200						20.0			
PCB-1248 Peak 3	2365.3				Ave		2365.28800						20.0			
PCB-1248 Peak 4	3439.9				Ave		3439.92100						20.0			
PCB-1248 Peak 5	4370.2				Ave		4370.23900						20.0			
PCB-1248 Peak 6	4771.1				Ave		4771.09100						20.0			
PCB-1248 Peak 7	2625.8				Ave		2625.78600						20.0			
PCB-1248 Peak 8	6427.1				Ave		6427.13200						20.0			

Note: The m1 coefficient is the same as Ave CF for an Ave curve type.

FORM VI
PCBS INITIAL CALIBRATION DATA
EXTERNAL STANDARD RESPONSE AND CONCENTRATION

Lab Name: TestAmerica Edison Job No.: 460-32106-1 Analy Batch No.: 87766

SDG No.:

Instrument ID: PESTGC9 GC Column: CLP-2 ID: 0.53(mm) Heated Purge: (Y/N) N

Calibration Start Date: 09/29/2011 14:24 Calibration End Date: 09/29/2011 14:24 Calibration ID: 12479

Calibration Files:

LEVEL:	LAB SAMPLE ID:	LAB FILE ID:
Level 1	IC 460-87766/14	vf464921.d

ANALYTE	CURVE TYPE	RESPONSE					CONCENTRATION (UG/L)				
		LVL 1					LVL 1				
PCB-1248 Peak 1	Ave	2104461					1000				
PCB-1248 Peak 2	Ave	5380972					1000				
PCB-1248 Peak 3	Ave	2365288					1000				
PCB-1248 Peak 4	Ave	3439921					1000				
PCB-1248 Peak 5	Ave	4370239					1000				
PCB-1248 Peak 6	Ave	4771091					1000				
PCB-1248 Peak 7	Ave	2625786					1000				
PCB-1248 Peak 8	Ave	6427132					1000				

Curve Type Legend:
Ave = Average

FORM VI
PCBS INITIAL CALIBRATION DATA
EXTERNAL STANDARD RETENTION TIME SUMMARY

Lab Name: TestAmerica Edison Job No.: 460-32106-1 Analy Batch No.: 87766

SDG No.:

Instrument ID: PESTGC9 GC Column: CLP-1 ID: 0.53(mm) Heated Purge: (Y/N) N

Calibration Start Date: 09/29/2011 14:24 Calibration End Date: 09/29/2011 14:24 Calibration ID: 12471

Calibration Files:

LEVEL:	LAB SAMPLE ID:	LAB FILE ID:
Level 1	IC 460-87766/14	vr464921.d

ANALYTE	LVL 1										RT WINDOW	AVG RT
PCB-1248 Peak 1	2.534										2.464 - 2.604	2.534
PCB-1248 Peak 2	3.142										3.072 - 3.212	3.142
PCB-1248 Peak 3	3.359										3.289 - 3.429	3.359
PCB-1248 Peak 4	3.690										3.620 - 3.760	3.690
PCB-1248 Peak 5	4.056										3.986 - 4.126	4.056
PCB-1248 Peak 6	4.202										4.132 - 4.272	4.202
PCB-1248 Peak 7	4.698										4.628 - 4.768	4.698
PCB-1248 Peak 8	5.150										5.080 - 5.220	5.150

FORM VI
PCBS INITIAL CALIBRATION DATA
EXTERNAL STANDARD CURVE EVALUTION

Lab Name: TestAmerica Edison Job No.: 460-32106-1 Analy Batch No.: 87766

SDG No.:

Instrument ID: PESTGC9 GC Column: CLP-1 ID: 0.53(mm) Heated Purge: (Y/N) N

Calibration Start Date: 09/29/2011 14:24 Calibration End Date: 09/29/2011 14:24 Calibration ID: 12471

Calibration Files:

LEVEL:	LAB SAMPLE ID:	LAB FILE ID:
Level 1	IC 460-87766/14	vr464921.d

ANALYTE	CF				CURVE TYPE	COEFFICIENT			#	MIN CF	%RSD	#	MAX %RSD	R^2 OR COD	#	MIN R^2 OR COD
	LVL 1					B	M1	M2								
PCB-1248 Peak 1	3194.9				Ave		3194.87900						20.0			
PCB-1248 Peak 2	9246.0				Ave		9246.03800						20.0			
PCB-1248 Peak 3	3444.5				Ave		3444.45900						20.0			
PCB-1248 Peak 4	9684.7				Ave		9684.67000						20.0			
PCB-1248 Peak 5	8855.6				Ave		8855.61600						20.0			
PCB-1248 Peak 6	5115.4				Ave		5115.40300						20.0			
PCB-1248 Peak 7	3811.4				Ave		3811.36700						20.0			
PCB-1248 Peak 8	6897.9				Ave		6897.94800						20.0			

Note: The m1 coefficient is the same as Ave CF for an Ave curve type.

FORM VI
PCBS INITIAL CALIBRATION DATA
EXTERNAL STANDARD RESPONSE AND CONCENTRATION

Lab Name: TestAmerica Edison Job No.: 460-32106-1 Analy Batch No.: 87766

SDG No.:

Instrument ID: PESTGC9 GC Column: CLP-1 ID: 0.53(mm) Heated Purge: (Y/N) N

Calibration Start Date: 09/29/2011 14:24 Calibration End Date: 09/29/2011 14:24 Calibration ID: 12471

Calibration Files:

LEVEL:	LAB SAMPLE ID:	LAB FILE ID:
Level 1	IC 460-87766/14	vr464921.d

ANALYTE	CURVE TYPE	RESPONSE					CONCENTRATION (UG/L)				
		LVL 1					LVL 1				
PCB-1248 Peak 1	Ave	3194879					1000				
PCB-1248 Peak 2	Ave	9246038					1000				
PCB-1248 Peak 3	Ave	3444459					1000				
PCB-1248 Peak 4	Ave	9684670					1000				
PCB-1248 Peak 5	Ave	8855616					1000				
PCB-1248 Peak 6	Ave	5115403					1000				
PCB-1248 Peak 7	Ave	3811367					1000				
PCB-1248 Peak 8	Ave	6897948					1000				

Curve Type Legend:

Ave = Average

FORM VI
PCBS INITIAL CALIBRATION DATA
EXTERNAL STANDARD RETENTION TIME SUMMARY

Lab Name: TestAmerica Edison Job No.: 460-32106-1 Analy Batch No.: 87766

SDG No.:

Instrument ID: PESTGC9 GC Column: CLP-2 ID: 0.53(mm) Heated Purge: (Y/N) N

Calibration Start Date: 09/29/2011 14:39 Calibration End Date: 09/29/2011 14:39 Calibration ID: 12480

Calibration Files:

LEVEL:	LAB SAMPLE ID:	LAB FILE ID:
Level 1	IC 460-87766/15	vf464922.d

ANALYTE	LVL 1										RT WINDOW	AVG RT
PCB-1254 Peak 1	5.109										5.039 - 5.179	5.109
PCB-1254 Peak 2	6.283										6.213 - 6.353	6.283
PCB-1254 Peak 3	6.615										6.545 - 6.685	6.615
PCB-1254 Peak 4	7.196										7.126 - 7.266	7.196
PCB-1254 Peak 5	7.412										7.342 - 7.482	7.412
PCB-1254 Peak 6	7.878										7.808 - 7.948	7.878
PCB-1254 Peak 7	8.266										8.196 - 8.336	8.266
PCB-1254 Peak 8	8.655										8.585 - 8.725	8.655

FORM VI
PCBS INITIAL CALIBRATION DATA
EXTERNAL STANDARD CURVE EVALUTION

Lab Name: TestAmerica Edison Job No.: 460-32106-1 Analy Batch No.: 87766

SDG No.:

Instrument ID: PESTGC9 GC Column: CLP-2 ID: 0.53(mm) Heated Purge: (Y/N) N

Calibration Start Date: 09/29/2011 14:39 Calibration End Date: 09/29/2011 14:39 Calibration ID: 12480

Calibration Files:

LEVEL:	LAB SAMPLE ID:	LAB FILE ID:
Level 1	IC 460-87766/15	vf464922.d

ANALYTE	CF				CURVE TYPE	COEFFICIENT			#	MIN CF	%RSD	#	MAX %RSD	R^2 OR COD	#	MIN R^2 OR COD
	LVL 1					B	M1	M2								
PCB-1254 Peak 1	3080.1				Ave		3080.07000						20.0			
PCB-1254 Peak 2	6652.6				Ave		6652.61600						20.0			
PCB-1254 Peak 3	6508.3				Ave		6508.33700						20.0			
PCB-1254 Peak 4	4528.3				Ave		4528.28600						20.0			
PCB-1254 Peak 5	10004				Ave		10004.4560						20.0			
PCB-1254 Peak 6	7499.5				Ave		7499.52700						20.0			
PCB-1254 Peak 7	5696.0				Ave		5696.00300						20.0			
PCB-1254 Peak 8	5048.2				Ave		5048.24800						20.0			

Note: The m1 coefficient is the same as Ave CF for an Ave curve type.

FORM VI
PCBS INITIAL CALIBRATION DATA
EXTERNAL STANDARD RESPONSE AND CONCENTRATION

Lab Name: TestAmerica Edison Job No.: 460-32106-1 Analy Batch No.: 87766

SDG No.:

Instrument ID: PESTGC9 GC Column: CLP-2 ID: 0.53(mm) Heated Purge: (Y/N) N

Calibration Start Date: 09/29/2011 14:39 Calibration End Date: 09/29/2011 14:39 Calibration ID: 12480

Calibration Files:

LEVEL:	LAB SAMPLE ID:	LAB FILE ID:
Level 1	IC 460-87766/15	vf464922.d

ANALYTE	CURVE TYPE	RESPONSE					CONCENTRATION (UG/L)				
		LVL 1					LVL 1				
PCB-1254 Peak 1	Ave	3080070					1000				
PCB-1254 Peak 2	Ave	6652616					1000				
PCB-1254 Peak 3	Ave	6508337					1000				
PCB-1254 Peak 4	Ave	4528286					1000				
PCB-1254 Peak 5	Ave	10004456					1000				
PCB-1254 Peak 6	Ave	7499527					1000				
PCB-1254 Peak 7	Ave	5696003					1000				
PCB-1254 Peak 8	Ave	5048248					1000				

Curve Type Legend:
Ave = Average

FORM VI
PCBS INITIAL CALIBRATION DATA
EXTERNAL STANDARD RETENTION TIME SUMMARY

Lab Name: TestAmerica Edison Job No.: 460-32106-1 Analy Batch No.: 87766

SDG No.:

Instrument ID: PESTGC9 GC Column: CLP-1 ID: 0.53(mm) Heated Purge: (Y/N) N

Calibration Start Date: 09/29/2011 14:39 Calibration End Date: 09/29/2011 14:39 Calibration ID: 12472

Calibration Files:

LEVEL:	LAB SAMPLE ID:	LAB FILE ID:
Level 1	IC 460-87766/15	vr464922.d

ANALYTE	LVL 1										RT WINDOW	AVG RT
PCB-1254 Peak 1	4.702										4.632 - 4.772	4.702
PCB-1254 Peak 2	4.787										4.717 - 4.857	4.787
PCB-1254 Peak 3	5.147										5.077 - 5.217	5.147
PCB-1254 Peak 4	5.588										5.518 - 5.658	5.588
PCB-1254 Peak 5	6.088										6.018 - 6.158	6.088
PCB-1254 Peak 6	6.255										6.185 - 6.325	6.255
PCB-1254 Peak 7	6.542										6.472 - 6.612	6.542
PCB-1254 Peak 8	6.989										6.919 - 7.059	6.989

FORM VI
PCBS INITIAL CALIBRATION DATA
EXTERNAL STANDARD CURVE EVALUTION

Lab Name: TestAmerica Edison Job No.: 460-32106-1 Analy Batch No.: 87766

SDG No.:

Instrument ID: PESTGC9 GC Column: CLP-1 ID: 0.53(mm) Heated Purge: (Y/N) N

Calibration Start Date: 09/29/2011 14:39 Calibration End Date: 09/29/2011 14:39 Calibration ID: 12472

Calibration Files:

LEVEL:	LAB SAMPLE ID:	LAB FILE ID:
Level 1	IC 460-87766/15	vr464922.d

ANALYTE	CF				CURVE TYPE	COEFFICIENT			#	MIN CF	%RSD	#	MAX %RSD	R^2 OR COD	#	MIN R^2 OR COD
	LVL 1					B	M1	M2								
PCB-1254 Peak 1	8379.2				Ave		8379.21800						20.0			
PCB-1254 Peak 2	6654.6				Ave		6654.63800						20.0			
PCB-1254 Peak 3	11211				Ave		11210.9440						20.0			
PCB-1254 Peak 4	8071.2				Ave		8071.23700						20.0			
PCB-1254 Peak 5	7407.7				Ave		7407.68800						20.0			
PCB-1254 Peak 6	11192				Ave		11192.0910						20.0			
PCB-1254 Peak 7	12377				Ave		12377.2000						20.0			
PCB-1254 Peak 8	14769				Ave		14769.1010						20.0			

Note: The m1 coefficient is the same as Ave CF for an Ave curve type.

FORM VI
PCBS INITIAL CALIBRATION DATA
EXTERNAL STANDARD RESPONSE AND CONCENTRATION

Lab Name: TestAmerica Edison Job No.: 460-32106-1 Analy Batch No.: 87766

SDG No.:

Instrument ID: PESTGC9 GC Column: CLP-1 ID: 0.53(mm) Heated Purge: (Y/N) N

Calibration Start Date: 09/29/2011 14:39 Calibration End Date: 09/29/2011 14:39 Calibration ID: 12472

Calibration Files:

LEVEL:	LAB SAMPLE ID:	LAB FILE ID:
Level 1	IC 460-87766/15	vr464922.d

ANALYTE	CURVE TYPE	RESPONSE					CONCENTRATION (UG/L)				
		LVL 1					LVL 1				
PCB-1254 Peak 1	Ave	8379218					1000				
PCB-1254 Peak 2	Ave	6654638					1000				
PCB-1254 Peak 3	Ave	11210944					1000				
PCB-1254 Peak 4	Ave	8071237					1000				
PCB-1254 Peak 5	Ave	7407688					1000				
PCB-1254 Peak 6	Ave	11192091					1000				
PCB-1254 Peak 7	Ave	12377200					1000				
PCB-1254 Peak 8	Ave	14769101					1000				

Curve Type Legend:

Ave = Average

FORM VI
PCBS INITIAL CALIBRATION DATA
EXTERNAL STANDARD RETENTION TIME SUMMARY

Lab Name: TestAmerica Edison Job No.: 460-32106-1 Analy Batch No.: 87766

SDG No.:

Instrument ID: PESTGC9 GC Column: CLP-2 ID: 0.53(mm) Heated Purge: (Y/N) N

Calibration Start Date: 09/29/2011 14:55 Calibration End Date: 09/29/2011 14:55 Calibration ID: 12481

Calibration Files:

LEVEL:	LAB SAMPLE ID:	LAB FILE ID:
Level 1	IC 460-87766/16	vf464923.d

ANALYTE	LVL 1										RT WINDOW	AVG RT
PCB-1262 Peak 1	7.796										7.726 - 7.866	7.796
PCB-1262 Peak 2	8.264										8.194 - 8.334	8.264
PCB-1262 Peak 3	8.652										8.582 - 8.722	8.652
PCB-1262 Peak 4	9.383										9.313 - 9.453	9.383
PCB-1262 Peak 5	9.503										9.433 - 9.573	9.503
PCB-1262 Peak 6	9.947										9.877 - 10.017	9.947
PCB-1262 Peak 7	10.642										10.572 - 10.712	10.642
PCB-1262 Peak 8	11.113										11.043 - 11.183	11.113

FORM VI
PCBS INITIAL CALIBRATION DATA
EXTERNAL STANDARD CURVE EVALUTION

Lab Name: TestAmerica Edison Job No.: 460-32106-1 Analy Batch No.: 87766

SDG No.:

Instrument ID: PESTGC9 GC Column: CLP-2 ID: 0.53(mm) Heated Purge: (Y/N) N

Calibration Start Date: 09/29/2011 14:55 Calibration End Date: 09/29/2011 14:55 Calibration ID: 12481

Calibration Files:

LEVEL:	LAB SAMPLE ID:	LAB FILE ID:
Level 1	IC 460-87766/16	vf464923.d

ANALYTE	CF				CURVE TYPE	COEFFICIENT			#	MIN CF	%RSD	#	MAX %RSD	R^2 OR COD	#	MIN R^2 OR COD
	LVL 1					B	M1	M2								
PCB-1262 Peak 1	6017.0				Ave		6017.04800						20.0			
PCB-1262 Peak 2	7270.8				Ave		7270.75300						20.0			
PCB-1262 Peak 3	6738.3				Ave		6738.26700						20.0			
PCB-1262 Peak 4	10967				Ave		10967.0100						20.0			
PCB-1262 Peak 5	4797.1				Ave		4797.08700						20.0			
PCB-1262 Peak 6	8129.5				Ave		8129.50900						20.0			
PCB-1262 Peak 7	9234.5				Ave		9234.49000						20.0			
PCB-1262 Peak 8	6020.7				Ave		6020.69100						20.0			

Note: The m1 coefficient is the same as Ave CF for an Ave curve type.

FORM VI
PCBS INITIAL CALIBRATION DATA
EXTERNAL STANDARD RESPONSE AND CONCENTRATION

Lab Name: TestAmerica Edison Job No.: 460-32106-1 Analy Batch No.: 87766

SDG No.:

Instrument ID: PESTGC9 GC Column: CLP-2 ID: 0.53(mm) Heated Purge: (Y/N) N

Calibration Start Date: 09/29/2011 14:55 Calibration End Date: 09/29/2011 14:55 Calibration ID: 12481

Calibration Files:

LEVEL:	LAB SAMPLE ID:	LAB FILE ID:
Level 1	IC 460-87766/16	vf464923.d

ANALYTE	CURVE TYPE	RESPONSE					CONCENTRATION (UG/L)				
		LVL 1					LVL 1				
PCB-1262 Peak 1	Ave	6017048					1000				
PCB-1262 Peak 2	Ave	7270753					1000				
PCB-1262 Peak 3	Ave	6738267					1000				
PCB-1262 Peak 4	Ave	10967010					1000				
PCB-1262 Peak 5	Ave	4797087					1000				
PCB-1262 Peak 6	Ave	8129509					1000				
PCB-1262 Peak 7	Ave	9234490					1000				
PCB-1262 Peak 8	Ave	6020691					1000				

Curve Type Legend:

Ave = Average

FORM VI
PCBS INITIAL CALIBRATION DATA
EXTERNAL STANDARD RETENTION TIME SUMMARY

Lab Name: TestAmerica Edison Job No.: 460-32106-1 Analy Batch No.: 87766

SDG No.:

Instrument ID: PESTGC9 GC Column: CLP-1 ID: 0.53(mm) Heated Purge: (Y/N) N

Calibration Start Date: 09/29/2011 14:55 Calibration End Date: 09/29/2011 14:55 Calibration ID: 12473

Calibration Files:

LEVEL:	LAB SAMPLE ID:	LAB FILE ID:
Level 1	IC 460-87766/16	vr464923.d

ANALYTE	LVL 1										RT WINDOW	AVG RT
PCB-1262 Peak 1	5.864										5.794 - 5.934	5.864
PCB-1262 Peak 2	6.089										6.019 - 6.159	6.089
PCB-1262 Peak 3	6.734										6.664 - 6.804	6.734
PCB-1262 Peak 4	7.184										7.114 - 7.254	7.184
PCB-1262 Peak 5	7.621										7.551 - 7.691	7.621
PCB-1262 Peak 6	8.926										8.856 - 8.996	8.926
PCB-1262 Peak 7	9.139										9.069 - 9.209	9.139
PCB-1262 Peak 8	10.178										10.108 - 10.248	10.178

FORM VI
PCBS INITIAL CALIBRATION DATA
EXTERNAL STANDARD CURVE EVALUTION

Lab Name: TestAmerica Edison Job No.: 460-32106-1 Analy Batch No.: 87766

SDG No.:

Instrument ID: PESTGC9 GC Column: CLP-1 ID: 0.53(mm) Heated Purge: (Y/N) N

Calibration Start Date: 09/29/2011 14:55 Calibration End Date: 09/29/2011 14:55 Calibration ID: 12473

Calibration Files:

LEVEL:	LAB SAMPLE ID:	LAB FILE ID:
Level 1	IC 460-87766/16	vr464923.d

ANALYTE	CF				CURVE TYPE	COEFFICIENT			#	MIN CF	%RSD	#	MAX %RSD	R^2 OR COD	#	MIN R^2 OR COD
	LVL 1					B	M1	M2								
PCB-1262 Peak 1	6265.9				Ave		6265.92700						20.0			
PCB-1262 Peak 2	8526.4				Ave		8526.41000						20.0			
PCB-1262 Peak 3	6288.3				Ave		6288.28200						20.0			
PCB-1262 Peak 4	16403				Ave		16402.9480						20.0			
PCB-1262 Peak 5	12710				Ave		12710.1160						20.0			
PCB-1262 Peak 6	6819.9				Ave		6819.93800						20.0			
PCB-1262 Peak 7	16442				Ave		16441.9670						20.0			
PCB-1262 Peak 8	10890				Ave		10890.1610						20.0			

Note: The m1 coefficient is the same as Ave CF for an Ave curve type.

FORM VI
PCBS INITIAL CALIBRATION DATA
EXTERNAL STANDARD RESPONSE AND CONCENTRATION

Lab Name: TestAmerica Edison Job No.: 460-32106-1 Analy Batch No.: 87766

SDG No.:

Instrument ID: PESTGC9 GC Column: CLP-1 ID: 0.53(mm) Heated Purge: (Y/N) N

Calibration Start Date: 09/29/2011 14:55 Calibration End Date: 09/29/2011 14:55 Calibration ID: 12473

Calibration Files:

LEVEL:	LAB SAMPLE ID:	LAB FILE ID:
Level 1	IC 460-87766/16	vr464923.d

ANALYTE	CURVE TYPE	RESPONSE					CONCENTRATION (UG/L)				
		LVL 1					LVL 1				
PCB-1262 Peak 1	Ave	6265927					1000				
PCB-1262 Peak 2	Ave	8526410					1000				
PCB-1262 Peak 3	Ave	6288282					1000				
PCB-1262 Peak 4	Ave	16402948					1000				
PCB-1262 Peak 5	Ave	12710116					1000				
PCB-1262 Peak 6	Ave	6819938					1000				
PCB-1262 Peak 7	Ave	16441967					1000				
PCB-1262 Peak 8	Ave	10890161					1000				

Curve Type Legend:

Ave = Average

FORM VI
PCBS INITIAL CALIBRATION DATA
EXTERNAL STANDARD RETENTION TIME SUMMARY

Lab Name: TestAmerica Edison Job No.: 460-32106-1 Analy Batch No.: 87766

SDG No.:

Instrument ID: PESTGC9 GC Column: CLP-2 ID: 0.53(mm) Heated Purge: (Y/N) N

Calibration Start Date: 09/29/2011 15:10 Calibration End Date: 09/29/2011 15:10 Calibration ID: 12482

Calibration Files:

LEVEL:	LAB SAMPLE ID:	LAB FILE ID:
Level 1	IC 460-87766/17	vf464924.d

ANALYTE	LVL 1										RT WINDOW	AVG RT
PCB-1268 Peak 1	9.385										9.315 - 9.455	9.385
PCB-1268 Peak 2	9.952										9.882 - 10.022	9.952
PCB-1268 Peak 3	10.640										10.570 - 10.710	10.640
PCB-1268 Peak 4	10.677										10.607 - 10.747	10.677
PCB-1268 Peak 5	10.884										10.814 - 10.954	10.884
PCB-1268 Peak 6	10.962										10.892 - 11.032	10.962
PCB-1268 Peak 7	11.112										11.042 - 11.182	11.112
PCB-1268 Peak 8	11.355										11.285 - 11.425	11.355

FORM VI
PCBS INITIAL CALIBRATION DATA
EXTERNAL STANDARD CURVE EVALUTION

Lab Name: TestAmerica Edison Job No.: 460-32106-1 Analy Batch No.: 87766

SDG No.:

Instrument ID: PESTGC9 GC Column: CLP-2 ID: 0.53(mm) Heated Purge: (Y/N) N

Calibration Start Date: 09/29/2011 15:10 Calibration End Date: 09/29/2011 15:10 Calibration ID: 12482

Calibration Files:

LEVEL:	LAB SAMPLE ID:	LAB FILE ID:
Level 1	IC 460-87766/17	vf464924.d

ANALYTE	CF				CURVE TYPE	COEFFICIENT			#	MIN CF	%RSD	#	MAX %RSD	R^2 OR COD	#	MIN R^2 OR COD
	LVL 1					B	M1	M2								
PCB-1268 Peak 1	4820.2				Ave		4820.18200						20.0			
PCB-1268 Peak 2	5546.8				Ave		5546.82000						20.0			
PCB-1268 Peak 3	13337				Ave		13337.4860						20.0			
PCB-1268 Peak 4	20019				Ave		20018.8400						20.0			
PCB-1268 Peak 5	13364				Ave		13363.8770						20.0			
PCB-1268 Peak 6	4524.0				Ave		4523.98900						20.0			
PCB-1268 Peak 7	6194.3				Ave		6194.28000						20.0			
PCB-1268 Peak 8	33633				Ave		33633.0800						20.0			

Note: The m1 coefficient is the same as Ave CF for an Ave curve type.

FORM VI
PCBS INITIAL CALIBRATION DATA
EXTERNAL STANDARD RESPONSE AND CONCENTRATION

Lab Name: TestAmerica Edison Job No.: 460-32106-1 Analy Batch No.: 87766

SDG No.:

Instrument ID: PESTGC9 GC Column: CLP-2 ID: 0.53(mm) Heated Purge: (Y/N) N

Calibration Start Date: 09/29/2011 15:10 Calibration End Date: 09/29/2011 15:10 Calibration ID: 12482

Calibration Files:

LEVEL:	LAB SAMPLE ID:	LAB FILE ID:
Level 1	IC 460-87766/17	vf464924.d

ANALYTE	CURVE TYPE	RESPONSE					CONCENTRATION (UG/L)				
		LVL 1					LVL 1				
PCB-1268 Peak 1	Ave	4820182					1000				
PCB-1268 Peak 2	Ave	5546820					1000				
PCB-1268 Peak 3	Ave	13337486					1000				
PCB-1268 Peak 4	Ave	20018840					1000				
PCB-1268 Peak 5	Ave	13363877					1000				
PCB-1268 Peak 6	Ave	4523989					1000				
PCB-1268 Peak 7	Ave	6194280					1000				
PCB-1268 Peak 8	Ave	33633080					1000				

Curve Type Legend:

Ave = Average

FORM VI
PCBS INITIAL CALIBRATION DATA
EXTERNAL STANDARD RETENTION TIME SUMMARY

Lab Name: TestAmerica Edison Job No.: 460-32106-1 Analy Batch No.: 87766

SDG No.:

Instrument ID: PESTGC9 GC Column: CLP-1 ID: 0.53(mm) Heated Purge: (Y/N) N

Calibration Start Date: 09/29/2011 15:10 Calibration End Date: 09/29/2011 15:10 Calibration ID: 12474

Calibration Files:

LEVEL:	LAB SAMPLE ID:	LAB FILE ID:
Level 1	IC 460-87766/17	vr464924.d

ANALYTE	LVL 1										RT WINDOW	AVG RT
PCB-1268 Peak 1	7.186										7.116 - 7.256	7.186
PCB-1268 Peak 2	7.615										7.545 - 7.685	7.615
PCB-1268 Peak 3	9.027										8.957 - 9.097	9.027
PCB-1268 Peak 4	9.127										9.057 - 9.197	9.127
PCB-1268 Peak 5	9.574										9.504 - 9.644	9.574
PCB-1268 Peak 6	9.735										9.665 - 9.805	9.735
PCB-1268 Peak 7	10.176										10.106 - 10.246	10.176
PCB-1268 Peak 8	10.474										10.404 - 10.544	10.474

FORM VI
PCBS INITIAL CALIBRATION DATA
EXTERNAL STANDARD CURVE EVALUTION

Lab Name: TestAmerica Edison Job No.: 460-32106-1 Analy Batch No.: 87766

SDG No.:

Instrument ID: PESTGC9 GC Column: CLP-1 ID: 0.53(mm) Heated Purge: (Y/N) N

Calibration Start Date: 09/29/2011 15:10 Calibration End Date: 09/29/2011 15:10 Calibration ID: 12474

Calibration Files:

LEVEL:	LAB SAMPLE ID:	LAB FILE ID:
Level 1	IC 460-87766/17	vr464924.d

ANALYTE	CF				CURVE TYPE	COEFFICIENT			#	MIN CF	%RSD	#	MAX %RSD	R^2 OR COD	#	MIN R^2 OR COD
	LVL 1					B	M1	M2								
PCB-1268 Peak 1	7011.7				Ave		7011.70900						20.0			
PCB-1268 Peak 2	9123.6				Ave		9123.59300						20.0			
PCB-1268 Peak 3	31804				Ave		31804.0550						20.0			
PCB-1268 Peak 4	34604				Ave		34604.3440						20.0			
PCB-1268 Peak 5	26695				Ave		26694.8090						20.0			
PCB-1268 Peak 6	8187.1				Ave		8187.06500						20.0			
PCB-1268 Peak 7	11229				Ave		11228.5980						20.0			
PCB-1268 Peak 8	56475				Ave		56475.3480						20.0			

Note: The m1 coefficient is the same as Ave CF for an Ave curve type.

FORM VI
PCBS INITIAL CALIBRATION DATA
EXTERNAL STANDARD RESPONSE AND CONCENTRATION

Lab Name: TestAmerica Edison Job No.: 460-32106-1 Analy Batch No.: 87766

SDG No.:

Instrument ID: PESTGC9 GC Column: CLP-1 ID: 0.53(mm) Heated Purge: (Y/N) N

Calibration Start Date: 09/29/2011 15:10 Calibration End Date: 09/29/2011 15:10 Calibration ID: 12474

Calibration Files:

LEVEL:	LAB SAMPLE ID:	LAB FILE ID:
Level 1	IC 460-87766/17	vr464924.d

ANALYTE	CURVE TYPE	RESPONSE					CONCENTRATION (UG/L)				
		LVL 1					LVL 1				
PCB-1268 Peak 1	Ave	7011709					1000				
PCB-1268 Peak 2	Ave	9123593					1000				
PCB-1268 Peak 3	Ave	31804055					1000				
PCB-1268 Peak 4	Ave	34604344					1000				
PCB-1268 Peak 5	Ave	26694809					1000				
PCB-1268 Peak 6	Ave	8187065					1000				
PCB-1268 Peak 7	Ave	11228598					1000				
PCB-1268 Peak 8	Ave	56475348					1000				

Curve Type Legend:

Ave = Average

FORM VII
PCBS CONTINUING CALIBRATION DATA

Lab Name: TestAmerica Edison Job No.: 460-32106-1

SDG No.:

Lab Sample ID: CCVRT 460-89331/1 Calibration Date: 10/11/2011 15:12

Instrument ID: PESTGC9 Calib Start Date: 09/29/2011 12:19

GC Column: CLP-2 ID: 0.53(mm) Calib End Date: 09/29/2011 13:21

Lab File ID: vf465423.d Conc. Units: ug/L

ANALYTE	CURVE TYPE	AVE CF	CF	MIN CF	CALC AMOUNT	SPIKE AMOUNT	%D	MAX %D
PCB-1016 Peak 1	Ave	2445	2646		1080	1000	8.2	15.0
PCB-1016 Peak 2	Ave	5096	5127		1010	1000	0.6	15.0
PCB-1016 Peak 3	Ave	2239	2382		1060	1000	6.4	15.0
PCB-1016 Peak 4	Ave	10112	10102		999	1000	-0.1	15.0
PCB-1016 Peak 5	Ave	4613	4912		1060	1000	6.5	15.0
PCB-1016 Peak 6	Ave	2805	2907		1040	1000	3.7	15.0
PCB-1016 Peak 7	Ave	3295	3547		1080	1000	7.6	15.0
PCB-1016 Peak 8	Ave	3431	3691		1080	1000	7.6	15.0
PCB-1260 Peak 1	Ave	3753	3968		1060	1000	5.7	15.0
PCB-1260 Peak 2	Ave	7535	7850		1040	1000	4.2	15.0
PCB-1260 Peak 3	Ave	8953	9429		1050	1000	5.3	15.0
PCB-1260 Peak 4	Ave	6514	6968		1070	1000	7.0	15.0
PCB-1260 Peak 5	Ave	3535	3761		1060	1000	6.4	15.0
PCB-1260 Peak 6	Ave	5841	6367		1090	1000	9.0	15.0
PCB-1260 Peak 7	Ave	7331	7433		1010	1000	1.4	15.0
PCB-1260 Peak 8	Ave	3133	3229		1030	1000	3.0	15.0
DCB Decachlorobiphenyl	Ave	94023	90556		96.3	100	-3.7	15.0

FORM VII
PCBS CONTINUING CALIBRATION RETENTION TIME SUMMARY

Lab Name: TestAmerica Edison Job No.: 460-32106-1

SDG No.:

Lab Sample ID: CCVRT 460-89331/1 Calibration Date: 10/11/2011 15:12

Instrument ID: PESTGC9 Calib Start Date: 09/29/2011 12:19

GC Column: CLP-2 ID: 0.53(mm) Calib End Date: 09/29/2011 13:21

Lab File ID: vf465423.d

Analyte	RT	RT WINDOW	
		TO	FROM
PCB-1016 Peak 1	2.97	2.91	3.05
PCB-1016 Peak 2	3.66	3.59	3.73
PCB-1016 Peak 3	4.10	4.03	4.17
PCB-1016 Peak 4	4.50	4.44	4.58
PCB-1016 Peak 5	4.75	4.68	4.82
PCB-1016 Peak 6	5.18	5.11	5.25
PCB-1016 Peak 7	5.57	5.50	5.64
PCB-1016 Peak 8	5.78	5.71	5.85
PCB-1260 Peak 1	7.48	7.41	7.55
PCB-1260 Peak 2	7.79	7.72	7.86
PCB-1260 Peak 3	8.26	8.19	8.33
PCB-1260 Peak 4	9.38	9.31	9.45
PCB-1260 Peak 5	9.50	9.43	9.57
PCB-1260 Peak 6	9.94	9.87	10.01
PCB-1260 Peak 7	10.64	10.57	10.71
PCB-1260 Peak 8	11.11	11.04	11.18
DCB Decachlorobiphenyl	11.55	11.45	11.65

FORM VII
PCBS CONTINUING CALIBRATION DATA

Lab Name: TestAmerica Edison Job No.: 460-32106-1

SDG No.:

Lab Sample ID: CCVRT 460-89331/1 Calibration Date: 10/11/2011 15:12

Instrument ID: PESTGC9 Calib Start Date: 09/29/2011 12:19

GC Column: CLP-1 ID: 0.53(mm) Calib End Date: 09/29/2011 13:21

Lab File ID: vr465423.d Conc. Units: ug/L

ANALYTE	CURVE TYPE	AVE CF	CF	MIN CF	CALC AMOUNT	SPIKE AMOUNT	%D	MAX %D
PCB-1016 Peak 1	Ave	4000	3835		959	1000	-4.1	15.0
PCB-1016 Peak 2	Ave	7518	7165		953	1000	-4.7	15.0
PCB-1016 Peak 3	Ave	5093	4906		963	1000	-3.7	15.0
PCB-1016 Peak 4	Ave	15565	14917		958	1000	-4.2	15.0
PCB-1016 Peak 5	Ave	6140	6075		989	1000	-1.1	15.0
PCB-1016 Peak 6	Ave	6918	6831		987	1000	-1.3	15.0
PCB-1016 Peak 7	Ave	6082	5909		972	1000	-2.8	15.0
PCB-1016 Peak 8	Ave	2921	2644		905	1000	-9.5	15.0
PCB-1260 Peak 1	Ave	10006	10124		1010	1000	1.2	15.0
PCB-1260 Peak 2	Ave	18664	18663		1000	1000	0.0	15.0
PCB-1260 Peak 3	Ave	16384	16328		997	1000	-0.3	15.0
PCB-1260 Peak 4	Ave	9570	9373		979	1000	-2.1	15.0
PCB-1260 Peak 5	Ave	8023	8136		1010	1000	1.4	15.0
PCB-1260 Peak 6	Ave	8620	9526		1110	1000	10.5	15.0
PCB-1260 Peak 7	Ave	7114	7093		997	1000	-0.3	15.0
PCB-1260 Peak 8	Ave	5211	5828		1120	1000	11.9	15.0
DCB Decachlorobiphenyl	Ave	149065	147601		99.0	100	-1.0	15.0

FORM VII
PCBS CONTINUING CALIBRATION RETENTION TIME SUMMARY

Lab Name: TestAmerica Edison Job No.: 460-32106-1

SDG No.:

Lab Sample ID: CCVRT 460-89331/1 Calibration Date: 10/11/2011 15:12

Instrument ID: PESTGC9 Calib Start Date: 09/29/2011 12:19

GC Column: CLP-1 ID: 0.53(mm) Calib End Date: 09/29/2011 13:21

Lab File ID: vr465423.d

Analyte	RT	RT WINDOW	
		TO	FROM
PCB-1016 Peak 1	2.10	2.03	2.17
PCB-1016 Peak 2	2.54	2.47	2.61
PCB-1016 Peak 3	2.79	2.72	2.86
PCB-1016 Peak 4	3.15	3.08	3.22
PCB-1016 Peak 5	3.35	3.28	3.42
PCB-1016 Peak 6	3.70	3.63	3.77
PCB-1016 Peak 7	4.05	3.99	4.13
PCB-1016 Peak 8	4.20	4.14	4.28
PCB-1260 Peak 1	6.08	6.01	6.15
PCB-1260 Peak 2	6.54	6.47	6.61
PCB-1260 Peak 3	6.98	6.91	7.05
PCB-1260 Peak 4	7.18	7.11	7.25
PCB-1260 Peak 5	7.61	7.54	7.68
PCB-1260 Peak 6	8.91	8.84	8.98
PCB-1260 Peak 7	9.13	9.06	9.20
PCB-1260 Peak 8	10.17	10.10	10.24
DCB Decachlorobiphenyl	10.63	10.53	10.73

FORM VII
PCBS CONTINUING CALIBRATION DATA

Lab Name: TestAmerica Edison Job No.: 460-32106-1

SDG No.:

Lab Sample ID: CCV 460-89331/25 Calibration Date: 10/11/2011 23:03

Instrument ID: PESTGC9 Calib Start Date: 09/29/2011 12:19

GC Column: CLP-2 ID: 0.53(mm) Calib End Date: 09/29/2011 13:21

Lab File ID: vf465447.d Conc. Units: ug/L

ANALYTE	CURVE TYPE	AVE CF	CF	MIN CF	CALC AMOUNT	SPIKE AMOUNT	%D	MAX %D
PCB-1016 Peak 1	Ave	2445	2558		1050	1000	4.6	15.0
PCB-1016 Peak 2	Ave	5096	5299		1040	1000	4.0	15.0
PCB-1016 Peak 3	Ave	2239	2518		1120	1000	12.5	15.0
PCB-1016 Peak 4	Ave	10112	10337		1020	1000	2.2	15.0
PCB-1016 Peak 5	Ave	4613	4962		1080	1000	7.6	15.0
PCB-1016 Peak 6	Ave	2805	2950		1050	1000	5.2	15.0
PCB-1016 Peak 7	Ave	3295	3441		1040	1000	4.4	15.0
PCB-1016 Peak 8	Ave	3431	3536		1030	1000	3.1	15.0
PCB-1260 Peak 1	Ave	3753	4161		1110	1000	10.9	15.0
PCB-1260 Peak 2	Ave	7535	8162		1080	1000	8.3	15.0
PCB-1260 Peak 3	Ave	8953	9844		1100	1000	10.0	15.0
PCB-1260 Peak 4	Ave	6514	7385		1130	1000	13.4	15.0
PCB-1260 Peak 5	Ave	3535	4004		1130	1000	13.3	15.0
PCB-1260 Peak 6	Ave	5841	6655		1140	1000	13.9	15.0
PCB-1260 Peak 7	Ave	7331	8137		1110	1000	11.0	15.0
PCB-1260 Peak 8	Ave	3133	3403		1090	1000	8.6	15.0
DCB Decachlorobiphenyl	Ave	94023	95053		101	100	1.1	15.0

FORM VII
PCBS CONTINUING CALIBRATION RETENTION TIME SUMMARY

Lab Name: TestAmerica Edison Job No.: 460-32106-1

SDG No.:

Lab Sample ID: CCV 460-89331/25 Calibration Date: 10/11/2011 23:03

Instrument ID: PESTGC9 Calib Start Date: 09/29/2011 12:19

GC Column: CLP-2 ID: 0.53(mm) Calib End Date: 09/29/2011 13:21

Lab File ID: vf465447.d

Analyte	RT	RT WINDOW	
		TO	FROM
PCB-1016 Peak 1	2.98	2.91	3.05
PCB-1016 Peak 2	3.66	3.59	3.73
PCB-1016 Peak 3	4.10	4.03	4.17
PCB-1016 Peak 4	4.51	4.44	4.58
PCB-1016 Peak 5	4.75	4.68	4.82
PCB-1016 Peak 6	5.18	5.11	5.25
PCB-1016 Peak 7	5.57	5.50	5.64
PCB-1016 Peak 8	5.78	5.71	5.85
PCB-1260 Peak 1	7.48	7.41	7.55
PCB-1260 Peak 2	7.79	7.72	7.86
PCB-1260 Peak 3	8.26	8.19	8.33
PCB-1260 Peak 4	9.38	9.31	9.45
PCB-1260 Peak 5	9.50	9.43	9.57
PCB-1260 Peak 6	9.94	9.87	10.01
PCB-1260 Peak 7	10.64	10.57	10.71
PCB-1260 Peak 8	11.11	11.04	11.18
DCB Decachlorobiphenyl	11.55	11.45	11.65

FORM VII
PCBS CONTINUING CALIBRATION DATA

Lab Name: TestAmerica Edison Job No.: 460-32106-1

SDG No.:

Lab Sample ID: CCV 460-89331/25 Calibration Date: 10/11/2011 23:03

Instrument ID: PESTGC9 Calib Start Date: 09/29/2011 12:19

GC Column: CLP-1 ID: 0.53(mm) Calib End Date: 09/29/2011 13:21

Lab File ID: vr465447.d Conc. Units: ug/L

ANALYTE	CURVE TYPE	AVE CF	CF	MIN CF	CALC AMOUNT	SPIKE AMOUNT	%D	MAX %D
PCB-1016 Peak 1	Ave	4000	3973		993	1000	-0.7	15.0
PCB-1016 Peak 2	Ave	7518	7491		997	1000	-0.3	15.0
PCB-1016 Peak 3	Ave	5093	5359		1050	1000	5.2	15.0
PCB-1016 Peak 4	Ave	15565	15665		1010	1000	0.6	15.0
PCB-1016 Peak 5	Ave	6140	6434		1050	1000	4.8	15.0
PCB-1016 Peak 6	Ave	6918	7110		1030	1000	2.8	15.0
PCB-1016 Peak 7	Ave	6082	6163		1010	1000	1.3	15.0
PCB-1016 Peak 8	Ave	2921	3155		1080	1000	8.0	15.0
PCB-1260 Peak 1	Ave	10006	10897		1090	1000	8.9	15.0
PCB-1260 Peak 2	Ave	18664	20027		1070	1000	7.3	15.0
PCB-1260 Peak 3	Ave	16384	17679		1080	1000	7.9	15.0
PCB-1260 Peak 4	Ave	9570	10102		1060	1000	5.6	15.0
PCB-1260 Peak 5	Ave	8023	8570		1070	1000	6.8	15.0
PCB-1260 Peak 6	Ave	8620	9788		1140	1000	13.6	15.0
PCB-1260 Peak 7	Ave	7114	7224		1020	1000	1.5	15.0
PCB-1260 Peak 8	Ave	5211	5984		1150	1000	14.8	15.0
DCB Decachlorobiphenyl	Ave	149065	153516		103	100	3.0	15.0

FORM VII
PCBS CONTINUING CALIBRATION RETENTION TIME SUMMARY

Lab Name: TestAmerica Edison Job No.: 460-32106-1

SDG No.:

Lab Sample ID: CCV 460-89331/25 Calibration Date: 10/11/2011 23:03

Instrument ID: PESTGC9 Calib Start Date: 09/29/2011 12:19

GC Column: CLP-1 ID: 0.53(mm) Calib End Date: 09/29/2011 13:21

Lab File ID: vr465447.d

Analyte	RT	RT WINDOW	
		TO	FROM
PCB-1016 Peak 1	2.10	2.03	2.17
PCB-1016 Peak 2	2.54	2.47	2.61
PCB-1016 Peak 3	2.79	2.72	2.86
PCB-1016 Peak 4	3.15	3.08	3.22
PCB-1016 Peak 5	3.35	3.28	3.42
PCB-1016 Peak 6	3.70	3.63	3.77
PCB-1016 Peak 7	4.06	3.99	4.13
PCB-1016 Peak 8	4.21	4.14	4.28
PCB-1260 Peak 1	6.08	6.01	6.15
PCB-1260 Peak 2	6.54	6.47	6.61
PCB-1260 Peak 3	6.98	6.91	7.05
PCB-1260 Peak 4	7.18	7.11	7.25
PCB-1260 Peak 5	7.61	7.54	7.68
PCB-1260 Peak 6	8.91	8.84	8.98
PCB-1260 Peak 7	9.13	9.06	9.20
PCB-1260 Peak 8	10.17	10.10	10.24
DCB Decachlorobiphenyl	10.63	10.53	10.73

FORM I
PCBS ORGANICS ANALYSIS DATA SHEET

Lab Name: TestAmerica Edison Job No.: 460-32106-1

SDG No.:

Client Sample ID: Lab Sample ID: MB 460-89000/1-A

Matrix: Solid Lab File ID: vf465438.d

Analysis Method: 8082 Date Collected:

Extraction Method: 3541 Date Extracted: 10/11/2011 03:34

Sample wt/vol: 15.00(g) Date Analyzed: 10/11/2011 20:31

Con. Extract Vol.: 10(mL) Dilution Factor: 1

Injection Volume: GC Column: CLP-2 ID: 0.53(mm)

% Moisture: GPC Cleanup:(Y/N) N

Analysis Batch No.: 89331 Units: ug/Kg

CAS NO.	SURROGATE	%REC	Q	LIMITS
2051-24-3	DCB Decachlorobiphenyl	121		30-150

TestAmerica

GC ORGANICS QUANTITATION REPORT

Data file : /chem1/PESTGC9.i/8082/front/Oct11/10-11-11/11oct11c.b/vf465438.d
Lab Smp Id: MB 460-89000/1-A
Inj Date : 11-OCT-2011 20:31
Operator : 615 Inst ID: PESTGC9.i
Smp Info : MB 460-89000/1-A
Misc Info :
Comment :
Method : /chem1/PESTGC9.i/8082/front/Oct11/10-11-11/11oct11c.b/08Vf8082.m
Meth Date : 13-Oct-2011 09:57 shanthi Quant Type: ESTD
Cal Date : 29-SEP-2011 15:10 Cal File: vf464924.d
Als bottle: 15 QC Sample: BLANK
Dil Factor: 1.00000
Integrator: Falcon Compound Sublist: AllPCB.sub
Target Version: 3.50 Sample Matrix: SOIL
Processing Host: hpd3

Concentration Formula: Amt * DF * Vt/(Ws*(100-M)/100) * CpndVariable

Name	Value	Description
DF	1.00000	Dilution Factor
Vt	10.00000	Volume of final extract (mL)
Ws	15.00000	Weight of sample extracted (g)
M	0.00000	% Moisture

Cpnd Variable Local Compound Variable

				CONCENTRATIONS ON-COL	FINAL		
RT	EXP RT	DLT RT	RESPONSE	(ug/L)	(ug/kg)	TARGET RANGE	RATIO
$ 30 Decachlorobiphenyl(surr)					CAS #: 2051-24-3		
11.543	11.545	-0.002	5699746	60.6211	40	80.00- 120.00	100.00

Data File: vf465438.d

Date: 11-OCT-2011 20:31

Client ID: Instrument: PESTGC9.i

Sample Info: MB 460-89000/1-A Operator: 615

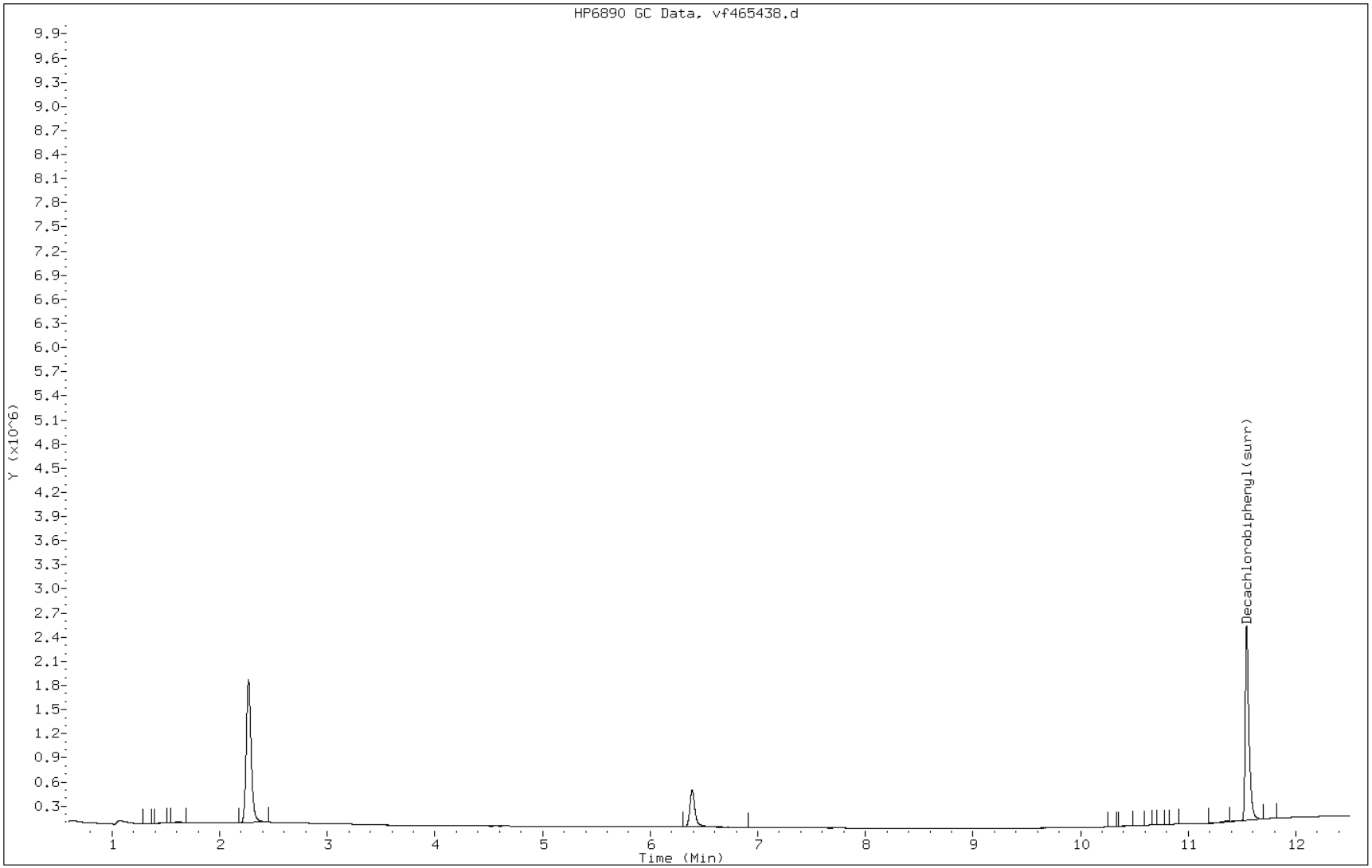

FORM I
PCBS ORGANICS ANALYSIS DATA SHEET

Lab Name: TestAmerica Edison Job No.: 460-32106-1

SDG No.:

Client Sample ID: Lab Sample ID: MB 460-89000/1-A

Matrix: Solid Lab File ID: vr465438.d

Analysis Method: 8082 Date Collected:

Extraction Method: 3541 Date Extracted: 10/11/2011 03:34

Sample wt/vol: 15.00(g) Date Analyzed: 10/11/2011 20:31

Con. Extract Vol.: 10(mL) Dilution Factor: 1

Injection Volume: GC Column: CLP-1 ID: 0.53(mm)

% Moisture: GPC Cleanup:(Y/N) N

Analysis Batch No.: 89331 Units: ug/Kg

CAS NO.	COMPOUND NAME	RESULT	Q	RL	MDL
12674-11-2	Aroclor 1016	67	U	67	13
11104-28-2	Aroclor 1221	67	U	67	20
11141-16-5	Aroclor 1232	67	U	67	38
53469-21-9	Aroclor 1242	67	U	67	13
12672-29-6	Aroclor 1248	67	U	67	18
11097-69-1	Aroclor 1254	67	U	67	23
11096-82-5	Aroclor 1260	67	U	67	7.5
37324-23-5	Aroclor 1262	67	U	67	12
11100-14-4	Aroclor 1268	67	U	67	12

CAS NO.	SURROGATE	%REC	Q	LIMITS
2051-24-3	DCB Decachlorobiphenyl	122		30-150

Data File: vr465438.d
Report Date: 13-Oct-2011 09:59

TestAmerica

GC ORGANICS QUANTITATION REPORT

Data file : /chem1/PESTGC9.i/8082/rear/Oct11/10-11-11/11oct11c.b/vr465438.d
Lab Smp Id: MB 460-89000/1-A
Inj Date : 11-OCT-2011 20:31
Operator : 615 Inst ID: PESTGC9.i
Smp Info : MB 460-89000/1-A
Misc Info :
Comment :
Method : /chem1/PESTGC9.i/8082/rear/Oct11/10-11-11/11oct11c.b/08Vr8082.m
Meth Date : 13-Oct-2011 09:51 shanthi Quant Type: ESTD
Cal Date : 29-SEP-2011 15:10 Cal File: vr464924.d
Als bottle: 15 QC Sample: BLANK
Dil Factor: 1.00000
Integrator: Falcon Compound Sublist: AllPCB.sub
Target Version: 3.50 Sample Matrix: SOIL
Processing Host: hpd3

Concentration Formula: Amt * DF * Vt/(Ws*(100-M)/100) * CpndVariable

Name	Value	Description
DF	1.00000	Dilution Factor
Vt	10.00000	Volume of final extract (mL)
Ws	15.00000	Weight of sample extracted (g)
M	0.00000	% Moisture

Cpnd Variable Local Compound Variable

				CONCENTRATIONS ON-COL	CONCENTRATIONS FINAL		
RT	EXP RT	DLT RT	RESPONSE	(ug/L)	(ug/kg)	TARGET RANGE	RATIO
$ 30 Decachlorobiphenyl(surr)					CAS #: 2051-24-3		
10.631	10.631	0.000	9063215	60.8006	40	80.00- 120.00	100.00

Data File: vr465438.d

Date: 11-OCT-2011 20:31

Client ID: Instrument: PESTGC9.i

Sample Info: MB 460-89000/1-A Operator: 615

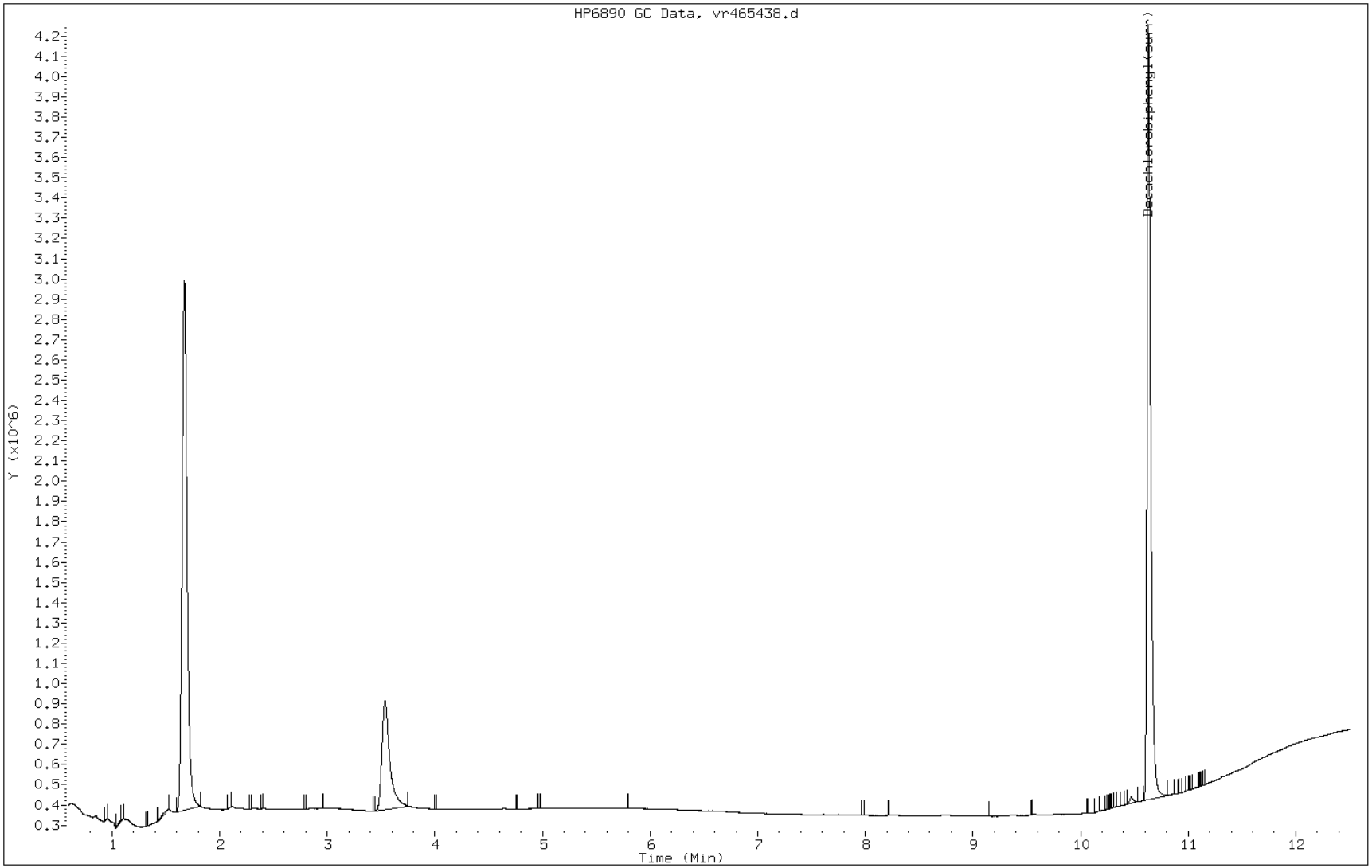

FORM I
PCBS ORGANICS ANALYSIS DATA SHEET

Lab Name: TestAmerica Edison Job No.: 460-32106-1

SDG No.:

Client Sample ID: Lab Sample ID: LCS 460-89000/2-A

Matrix: Solid Lab File ID: vf465439.d

Analysis Method: 8082 Date Collected:

Extraction Method: 3541 Date Extracted: 10/11/2011 03:34

Sample wt/vol: 15.00(g) Date Analyzed: 10/11/2011 20:47

Con. Extract Vol.: 10(mL) Dilution Factor: 1

Injection Volume: GC Column: CLP-2 ID: 0.53(mm)

% Moisture: GPC Cleanup:(Y/N) N

Analysis Batch No.: 89331 Units: ug/Kg

CAS NO.	COMPOUND NAME	RESULT	Q	RL	MDL
12674-11-2	Aroclor 1016	394		67	13
11104-28-2	*Aroclor 1221*	*67*	*U*	*67*	*20*
11141-16-5	*Aroclor 1232*	*67*	*U*	*67*	*38*
53469-21-9	*Aroclor 1242*	*67*	*U*	*67*	*13*
12672-29-6	*Aroclor 1248*	*67*	*U*	*67*	*18*
11097-69-1	*Aroclor 1254*	*67*	*U*	*67*	*23*
11096-82-5	Aroclor 1260	388		67	7.5
37324-23-5	*Aroclor 1262*	*67*	*U*	*67*	*12*
11100-14-4	*Aroclor 1268*	*67*	*U*	*67*	*12*

CAS NO.	SURROGATE	%REC	Q	LIMITS
2051-24-3	DCB Decachlorobiphenyl	118		30-150

Data File: vf465439.d
Report Date: 13-Oct-2011 09:57

TestAmerica

GC ORGANICS QUANTITATION REPORT

Data file : /chem1/PESTGC9.i/8082/front/Oct11/10-11-11/11oct11c.b/vf465439.d
Lab Smp Id: LCS 460-89000/2-A
Inj Date : 11-OCT-2011 20:47
Operator : 615 Inst ID: PESTGC9.i
Smp Info : LCS 460-89000/2-A
Misc Info :
Comment :
Method : /chem1/PESTGC9.i/8082/front/Oct11/10-11-11/11oct11c.b/08Vf8082.m
Meth Date : 13-Oct-2011 09:55 shanthi Quant Type: ESTD
Cal Date : 29-SEP-2011 15:10 Cal File: vf464924.d
Als bottle: 16 QC Sample: BS
Dil Factor: 1.00000
Integrator: Falcon Compound Sublist: AllPCB.sub
Target Version: 3.50 Sample Matrix: SOIL
Processing Host: hpd3

Concentration Formula: Amt * DF * Vt/(Ws*(100-M)/100) * CpndVariable

Name	Value	Description
DF	1.00000	Dilution Factor
Vt	10.00000	Volume of final extract (mL)
Ws	15.00000	Weight of sample extracted (g)
M	0.00000	% Moisture

Cpnd Variable Local Compound Variable

RT	EXP RT	DLT RT	RESPONSE	CONCENTRATIONS ON-COL (ug/L)	CONCENTRATIONS FINAL (ug/kg)	TARGET RANGE	RATIO
21 Aroclor-1016					CAS #: 12674-11-2		
2.973	2.971	0.002	1455619	595.251	400	80.00- 120.00	100.00(M)
3.658	3.656	0.002	3076770	603.786	400	155.02- 232.53	211.37
4.099	4.100	-0.001	1356383	605.899	400	72.02- 108.02	93.18
4.504	4.502	0.002	6001725	593.543	400	305.46- 458.19	412.31
4.747	4.746	0.001	2865976	621.278	410	148.53- 222.79	196.89
5.181	5.181	0.000	1690672	602.745	400	87.91- 131.87	116.15
5.568	5.569	-0.001	1876373	569.399	380	107.26- 160.89	128.91
5.778	5.779	-0.001	1829690	533.337	360	111.62- 167.43	125.70
Average of Peak Concentrations =					390		
27 Aroclor-1260					CAS #: 11096-82-5		
7.480	7.480	0.000	2218324	591.122	390	80.00- 120.00	100.00(M)

Data File: vf465439.d
Report Date: 13-Oct-2011 09:57

RT	EXP RT	DLT RT	RESPONSE	CONCENTRATIONS ON-COL (ug/L)	FINAL (ug/kg)	TARGET RANGE	RATIO
27 Aroclor-1260 (continued)							
7.793	7.795	-0.002	4475256	593.933	400	158.28- 237.41	201.74
8.260	8.261	-0.001	5346094	597.135	400	190.09- 285.14	241.00
9.378	9.380	-0.002	3835752	588.807	390	140.49- 210.74	172.91
9.498	9.500	-0.002	2022357	572.147	380	75.82- 113.73	91.17
9.942	9.944	-0.002	3484622	596.535	400	128.36- 192.54	157.08
10.642	10.643	-0.001	4297116	586.194	390	149.86- 224.79	193.71
11.110	11.114	-0.004	1645787	525.253	350	65.09- 97.64	74.19
Average of Peak Concentrations =					390		
$ 30 Decachlorobiphenyl(surr)					CAS #: 2051-24-3		
11.543	11.550	-0.007	5549747	59.0257	39	80.00- 120.00	100.00

QC Flag Legend

M - Compound response manually integrated.

Data File: vf465439.d

Date: 11-OCT-2011 20:47

Client ID: Instrument: PESTGC9.i

Sample Info: LCS 460-89000/2-A Operator: 615

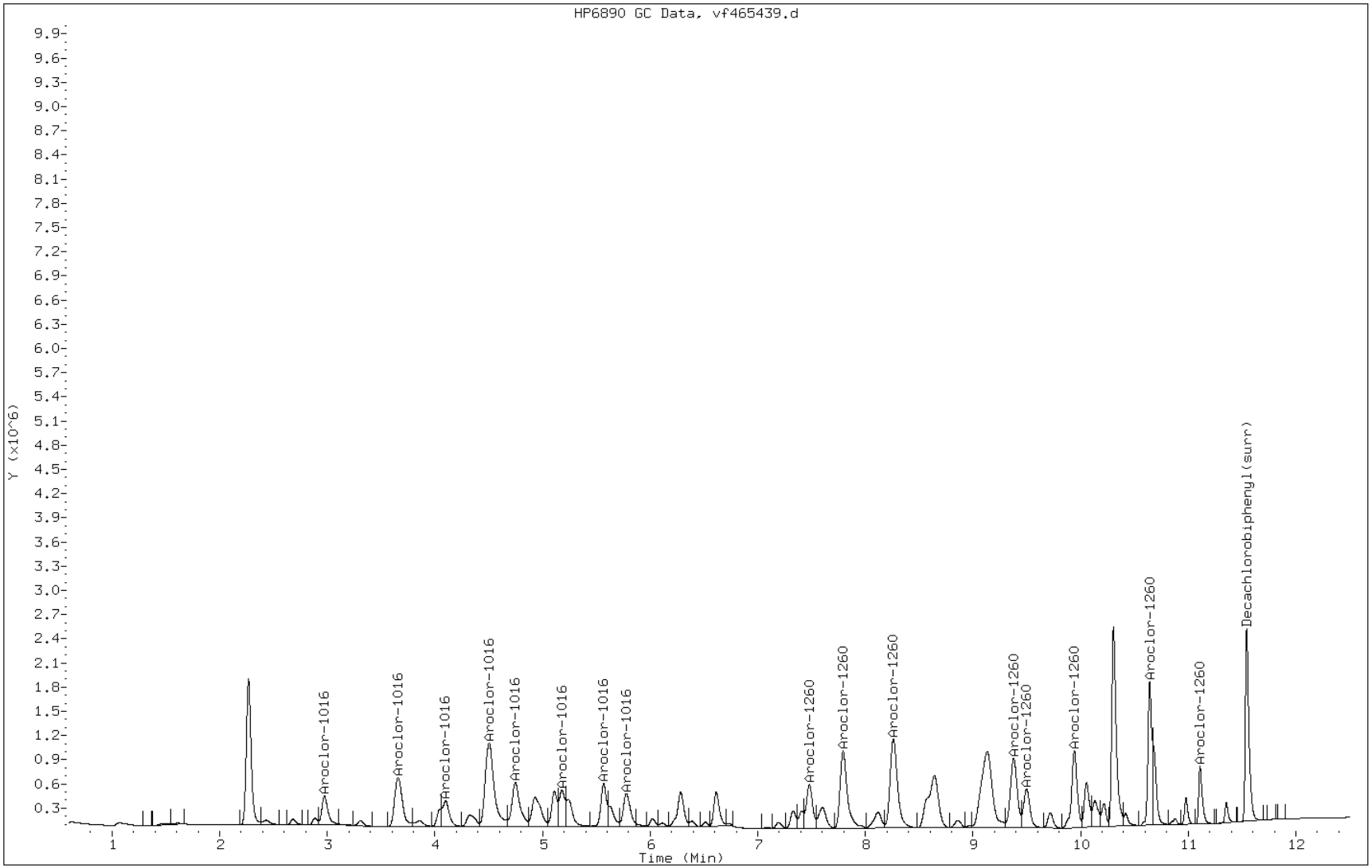

Manual Integration Report

Data File: vf465439.d
Inj. Date and Time: 11-OCT-2011 20:47
Instrument ID: PESTGC9.i
Client ID:
Compound: 21 Aroclor-1016
CAS #: 12674-11-2
Report Date: 10/13/2011

Processing Integration Results

RT: 2.97

Response: 1571077

Amount: 598.77

Conc: 400.00

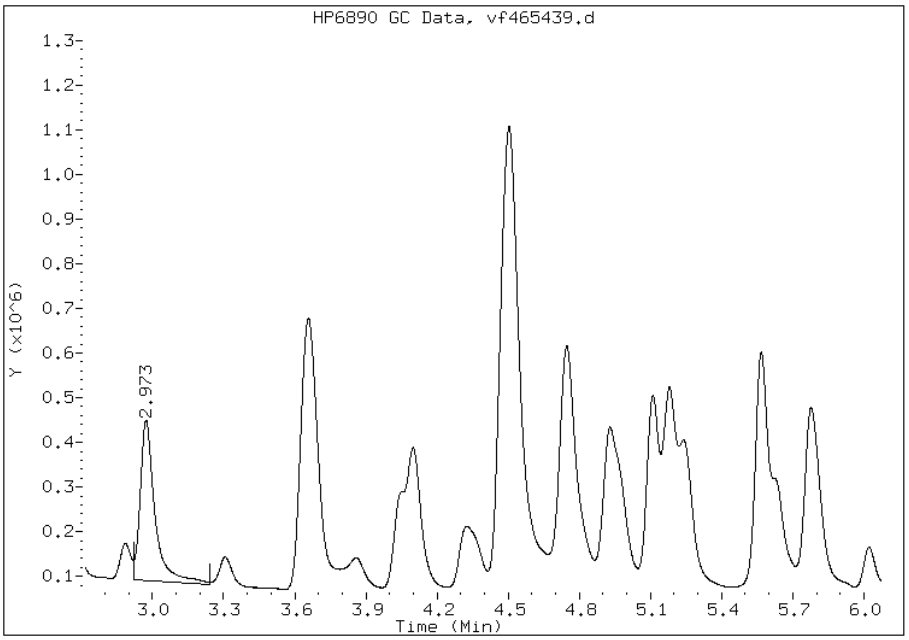

Manual Integration Results

RT: 2.97

Response: 1455619

Amount: 590.65

Conc: 390.00

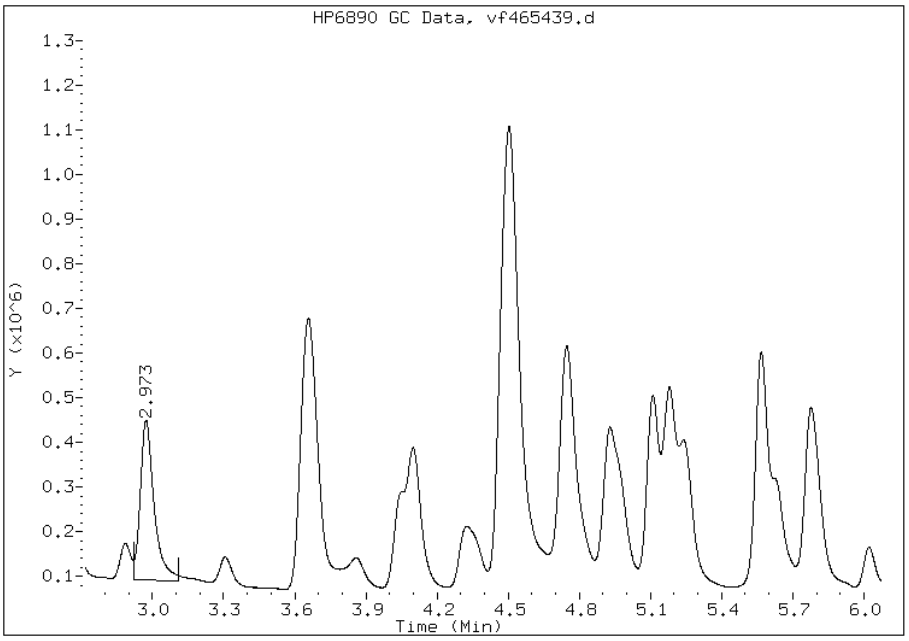

Manually Integrated By: shanthi
Manual Integration Reason: Baseline Event

Manual Integration Report

Data File: vf465439.d
Inj. Date and Time: 11-OCT-2011 20:47
Instrument ID: PESTGC9.i
Client ID:
Compound: 27 Aroclor-1260
CAS #: 11096-82-5
Report Date: 10/13/2011

Processing Integration Results

Not Detected

Expected RT: 7.48

Manual Integration Results

RT: 7.48

Response: 2218324

Amount: 581.39

Conc: 390.00

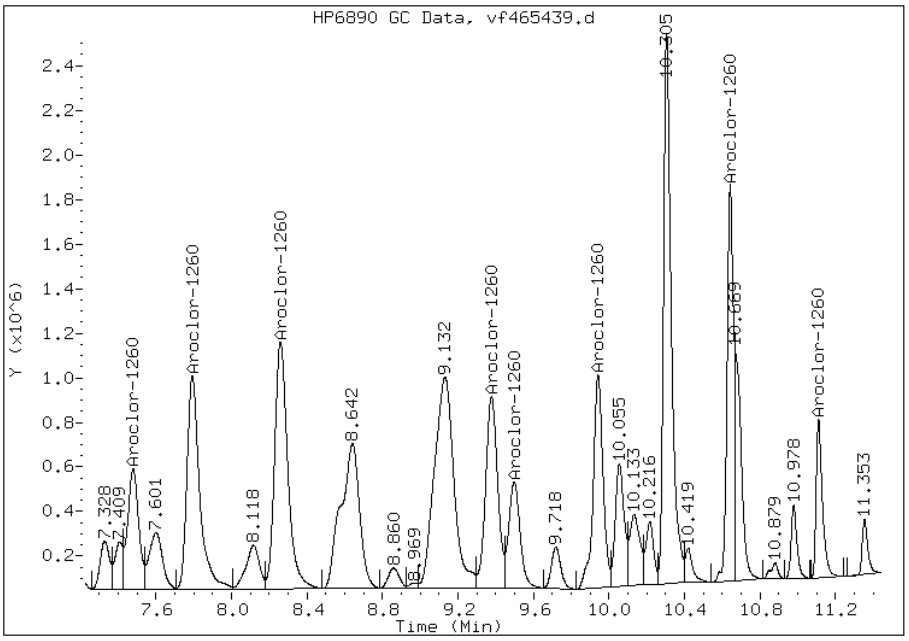

Manually Integrated By: shanthi
Manual Integration Reason: Baseline Event

FORM I
PCBS ORGANICS ANALYSIS DATA SHEET

Lab Name: TestAmerica Edison | Job No.: 460-32106-1

SDG No.:

Client Sample ID: | Lab Sample ID: LCS 460-89000/2-A

Matrix: Solid | Lab File ID: vr465439.d

Analysis Method: 8082 | Date Collected:

Extraction Method: 3541 | Date Extracted: 10/11/2011 03:34

Sample wt/vol: 15.00(g) | Date Analyzed: 10/11/2011 20:47

Con. Extract Vol.: 10(mL) | Dilution Factor: 1

Injection Volume: | GC Column: CLP-1 ID: 0.53(mm)

% Moisture: | GPC Cleanup:(Y/N) N

Analysis Batch No.: 89331 | Units: ug/Kg

CAS NO.	COMPOUND NAME	RESULT	Q	RL	MDL
12674-11-2	*Aroclor 1016*	*390*		*67*	*13*
11104-28-2	Aroclor 1221	67	U	67	20
11141-16-5	Aroclor 1232	67	U	67	38
53469-21-9	Aroclor 1242	67	U	67	13
12672-29-6	Aroclor 1248	67	U	67	18
11097-69-1	Aroclor 1254	67	U	67	23
11096-82-5	*Aroclor 1260*	*367*		*67*	*7.5*
37324-23-5	Aroclor 1262	67	U	67	12
11100-14-4	Aroclor 1268	67	U	67	12

CAS NO.	SURROGATE	%REC	Q	LIMITS
2051-24-3	DCB Decachlorobiphenyl	118		30-150

TestAmerica

GC ORGANICS QUANTITATION REPORT

Data file : /chem1/PESTGC9.i/8082/rear/Oct11/10-11-11/11oct11c.b/vr465439.d
Lab Smp Id: LCS 460-89000/2-A
Inj Date : 11-OCT-2011 20:47
Operator : 615 Inst ID: PESTGC9.i
Smp Info : LCS 460-89000/2-A
Misc Info :
Comment :
Method : /chem1/PESTGC9.i/8082/rear/Oct11/10-11-11/11oct11c.b/08Vr8082.m
Meth Date : 13-Oct-2011 09:51 shanthi Quant Type: ESTD
Cal Date : 29-SEP-2011 15:10 Cal File: vr464924.d
Als bottle: 16 QC Sample: BS
Dil Factor: 1.00000
Integrator: Falcon Compound Sublist: AllPCB.sub
Target Version: 3.50 Sample Matrix: SOIL
Processing Host: hpd3

Concentration Formula: Amt * DF * Vt/(Ws*(100-M)/100) * CpndVariable

Name	Value	Description
DF	1.00000	Dilution Factor
Vt	10.00000	Volume of final extract (mL)
Ws	15.00000	Weight of sample extracted (g)
M	0.00000	% Moisture

Cpnd Variable Local Compound Variable

RT	EXP RT	DLT RT	RESPONSE	CONCENTRATIONS ON-COL (ug/L)	CONCENTRATIONS FINAL (ug/kg)	TARGET RANGE	RATIO
21 Aroclor-1016					CAS #: 12674-11-2		
2.103	2.105	-0.002	2359289	589.797	390	80.00- 120.00	100.00(M)
2.539	2.540	-0.001	4339381	577.236	380	150.86- 226.29	183.93
2.788	2.790	-0.002	3079500	604.646	400	107.93- 161.89	130.53
3.149	3.150	-0.001	9070352	582.735	390	315.47- 473.21	384.45
3.353	3.353	0.000	3685657	600.227	400	129.56- 194.34	156.22
3.698	3.699	-0.001	4257507	615.395	410	143.19- 214.78	180.46
4.055	4.057	-0.002	3533043	580.938	390	124.11- 186.16	149.75
4.205	4.207	-0.002	1539137	526.865	350	63.53- 95.29	65.24
		Average of Peak Concentrations =			390		
27 Aroclor-1260					CAS #: 11096-82-5		
6.083	6.083	0.000	5859846	585.649	390	80.00- 120.00	100.00

RT	EXP RT	DLT RT	RESPONSE	CONCENTRATIONS ON-COL (ug/L)	FINAL (ug/kg)	TARGET RANGE	RATIO
27 Aroclor-1260 (continued)							
6.536	6.536	0.000	10634869	569.821	380	147.03- 220.54	181.49
6.980	6.980	0.000	8976781	547.906	360	129.79- 194.69	153.19
7.177	7.176	0.001	5107190	533.663	360	74.16- 111.25	87.16
7.613	7.614	-0.001	4482392	558.681	370	62.91- 94.37	76.49
8.909	8.910	-0.001	5139444	596.200	400	71.86- 107.79	87.71
9.127	9.127	0.000	3489802	490.524	330	53.04- 79.55	59.55
10.167	10.168	-0.001	2747644	527.301	350	43.93- 65.90	46.89
Average of Peak Concentrations =					370		
$ 30 Decachlorobiphenyl(surr)					CAS #: 2051-24-3		
10.631	10.631	0.000	8819328	59.1645	39	80.00- 120.00	100.00

QC Flag Legend

M - Compound response manually integrated.

Data File: vr465439.d

Date: 11-OCT-2011 20:47

Client ID: Instrument: PESTGC9.i

Sample Info: LCS 460-89000/2-A Operator: 615

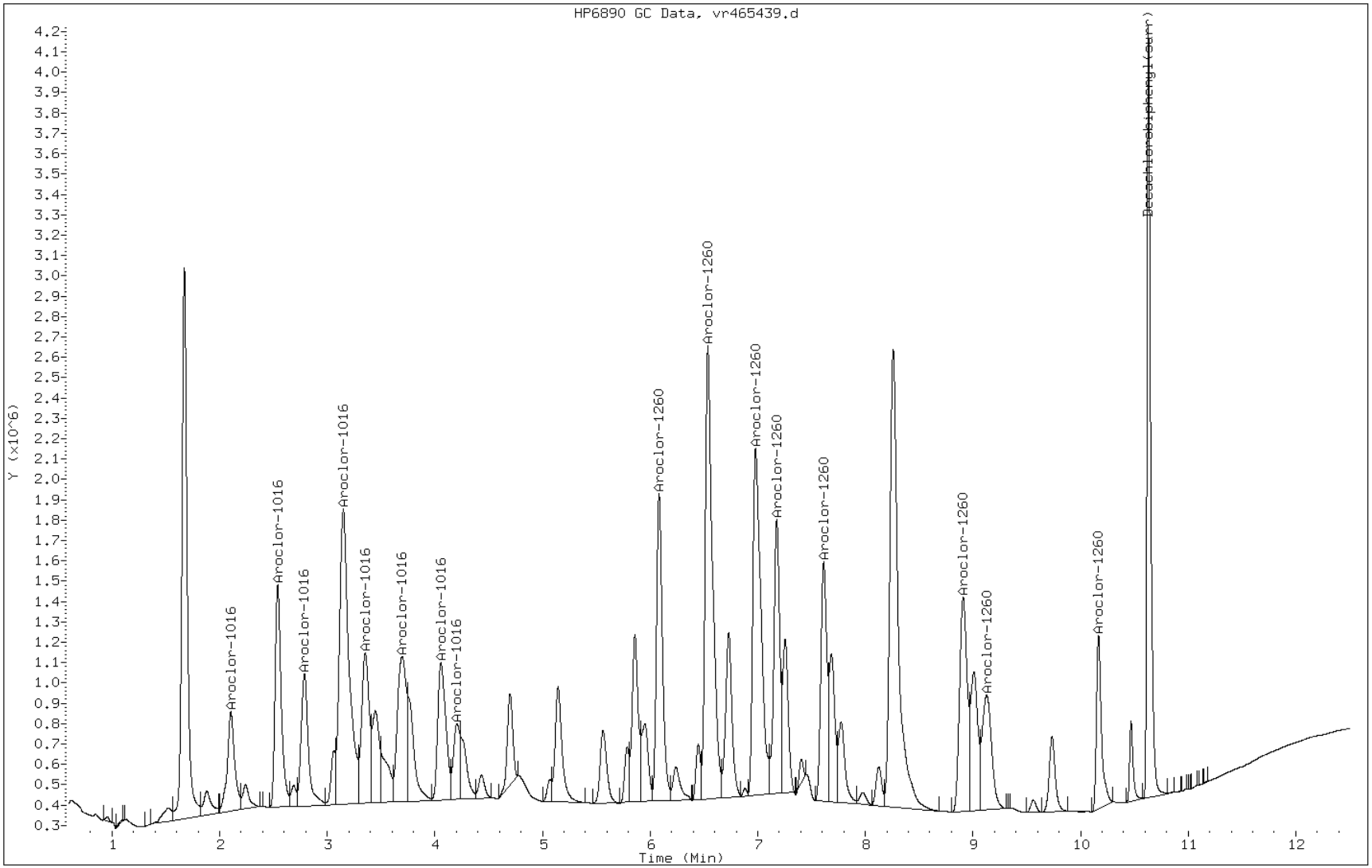

Manual Integration Report

Data File: vr465439.d
Inj. Date and Time: 11-OCT-2011 20:47
Instrument ID: PESTGC9.i
Client ID:
Compound: 21 Aroclor-1016
CAS #: 12674-11-2
Report Date: 10/13/2011

Processing Integration Results

Not Detected

Expected RT: 2.10

Manual Integration Results

RT: 2.10

Response: 2359289

Amount: 584.73

Conc: 390.00

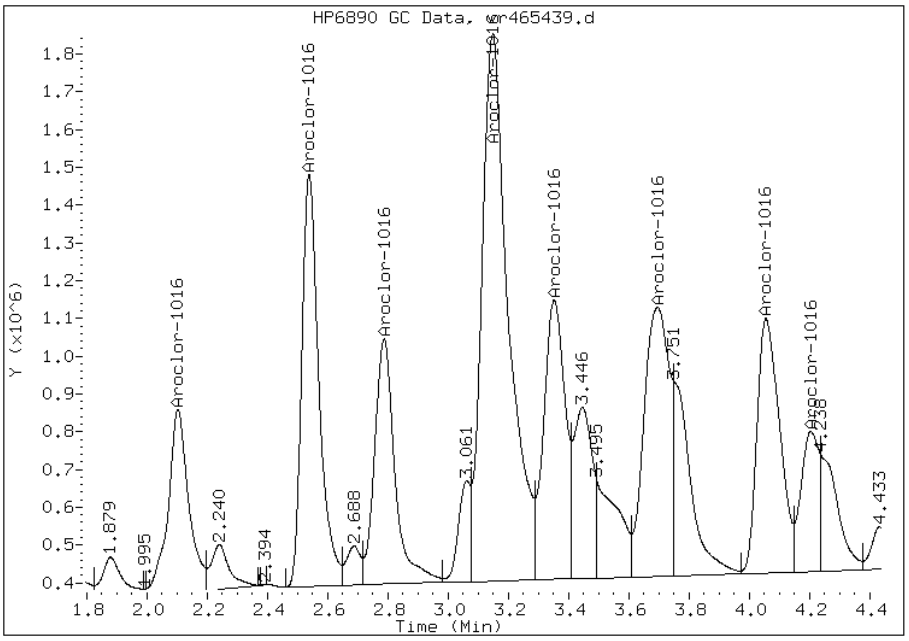

Manually Integrated By: shanthi
Manual Integration Reason: Baseline Event

FORM I
PCBS ORGANICS ANALYSIS DATA SHEET

Lab Name: TestAmerica Edison | Job No.: 460-32106-1

SDG No.:

Client Sample ID: | Lab Sample ID: 460-32128-D-13-A MS

Matrix: Solid | Lab File ID: vf465441.d

Analysis Method: 8082 | Date Collected: 10/04/2011 12:30

Extraction Method: 3541 | Date Extracted: 10/11/2011 03:34

Sample wt/vol: 15.04(g) | Date Analyzed: 10/11/2011 21:18

Con. Extract Vol.: 10(mL) | Dilution Factor: 1

Injection Volume: | GC Column: CLP-2 ID: 0.53(mm)

% Moisture: 0.0 | GPC Cleanup:(Y/N) N

Analysis Batch No.: 89331 | Units: ug/Kg

CAS NO.	COMPOUND NAME	RESULT	Q	RL	MDL
12674-11-2	Aroclor 1016	347		67	13
11104-28-2	*Aroclor 1221*	*67*	*U*	*67*	*20*
11141-16-5	*Aroclor 1232*	*67*	*U*	*67*	*38*
53469-21-9	*Aroclor 1242*	*67*	*U*	*67*	*13*
12672-29-6	*Aroclor 1248*	*67*	*U*	*67*	*18*
11097-69-1	*Aroclor 1254*	*67*	*U*	*67*	*23*
11096-82-5	Aroclor 1260	340		67	7.5
37324-23-5	*Aroclor 1262*	*67*	*U*	*67*	*11*
11100-14-4	*Aroclor 1268*	*67*	*U*	*67*	*11*

CAS NO.	SURROGATE	%REC	Q	LIMITS
2051-24-3	DCB Decachlorobiphenyl	109		30-150

FORM I
PCBS ORGANICS ANALYSIS DATA SHEET

Lab Name: TestAmerica Edison | Job No.: 460-32106-1

SDG No.:

Client Sample ID: | Lab Sample ID: 460-32128-D-13-A MS

Matrix: Solid | Lab File ID: vr465441.d

Analysis Method: 8082 | Date Collected: 10/04/2011 12:30

Extraction Method: 3541 | Date Extracted: 10/11/2011 03:34

Sample wt/vol: 15.04(g) | Date Analyzed: 10/11/2011 21:18

Con. Extract Vol.: 10(mL) | Dilution Factor: 1

Injection Volume: | GC Column: CLP-1 ID: 0.53(mm)

% Moisture: 0.0 | GPC Cleanup:(Y/N) N

Analysis Batch No.: 89331 | Units: ug/Kg

CAS NO.	COMPOUND NAME	RESULT	Q	RL	MDL
12674-11-2	*Aroclor 1016*	*337*		*67*	*13*
11104-28-2	Aroclor 1221	67	U	67	20
11141-16-5	Aroclor 1232	67	U	67	38
53469-21-9	Aroclor 1242	67	U	67	13
12672-29-6	Aroclor 1248	67	U	67	18
11097-69-1	Aroclor 1254	67	U	67	23
11096-82-5	*Aroclor 1260*	*324*		*67*	*7.5*
37324-23-5	Aroclor 1262	67	U	67	11
11100-14-4	Aroclor 1268	67	U	67	11

CAS NO.	SURROGATE	%REC	Q	LIMITS
2051-24-3	DCB Decachlorobiphenyl	109		30-150

FORM I
PCBS ORGANICS ANALYSIS DATA SHEET

Lab Name: TestAmerica Edison Job No.: 460-32106-1

SDG No.:

Client Sample ID: Lab Sample ID: 460-32128-D-13-B MSD

Matrix: Solid Lab File ID: vf465442.d

Analysis Method: 8082 Date Collected: 10/04/2011 12:30

Extraction Method: 3541 Date Extracted: 10/11/2011 03:34

Sample wt/vol: 15.00(g) Date Analyzed: 10/11/2011 21:34

Con. Extract Vol.: 10(mL) Dilution Factor: 1

Injection Volume: GC Column: CLP-2 ID: 0.53(mm)

% Moisture: 0.0 GPC Cleanup:(Y/N) N

Analysis Batch No.: 89331 Units: ug/Kg

CAS NO.	COMPOUND NAME	RESULT	Q	RL	MDL
12674-11-2	Aroclor 1016	287		67	13
11104-28-2	*Aroclor 1221*	*67*	*U*	*67*	*20*
11141-16-5	*Aroclor 1232*	*67*	*U*	*67*	*38*
53469-21-9	*Aroclor 1242*	*67*	*U*	*67*	*13*
12672-29-6	*Aroclor 1248*	*67*	*U*	*67*	*18*
11097-69-1	*Aroclor 1254*	*67*	*U*	*67*	*23*
11096-82-5	Aroclor 1260	313		67	7.5
37324-23-5	*Aroclor 1262*	*67*	*U*	*67*	*12*
11100-14-4	*Aroclor 1268*	*67*	*U*	*67*	*12*

CAS NO.	SURROGATE	%REC	Q	LIMITS
2051-24-3	DCB Decachlorobiphenyl	102		30-150

FORM I
PCBS ORGANICS ANALYSIS DATA SHEET

Lab Name: TestAmerica Edison | Job No.: 460-32106-1

SDG No.:

Client Sample ID: | Lab Sample ID: 460-32128-D-13-B MSD

Matrix: Solid | Lab File ID: vr465442.d

Analysis Method: 8082 | Date Collected: 10/04/2011 12:30

Extraction Method: 3541 | Date Extracted: 10/11/2011 03:34

Sample wt/vol: 15.00(g) | Date Analyzed: 10/11/2011 21:34

Con. Extract Vol.: 10(mL) | Dilution Factor: 1

Injection Volume: | GC Column: CLP-1 ID: 0.53(mm)

% Moisture: 0.0 | GPC Cleanup:(Y/N) N

Analysis Batch No.: 89331 | Units: ug/Kg

CAS NO.	COMPOUND NAME	RESULT	Q	RL	MDL
12674-11-2	*Aroclor 1016*	*270*		*67*	*13*
11104-28-2	Aroclor 1221	67	U	67	20
11141-16-5	Aroclor 1232	67	U	67	38
53469-21-9	Aroclor 1242	67	U	67	13
12672-29-6	Aroclor 1248	67	U	67	18
11097-69-1	Aroclor 1254	67	U	67	23
11096-82-5	*Aroclor 1260*	*294*		*67*	*7.5*
37324-23-5	Aroclor 1262	67	U	67	12
11100-14-4	Aroclor 1268	67	U	67	12

CAS NO.	SURROGATE	%REC	Q	LIMITS
2051-24-3	DCB Decachlorobiphenyl	103		30-150

PCBS ANALYSIS RUN LOG

Lab Name: TestAmerica Edison Job No.: 460-32106-1

SDG No.:

Instrument ID: PESTGC9 Start Date: 09/29/2011 11:00

Analysis Batch Number: 87766 End Date: 09/29/2011 15:26

LAB SAMPLE ID	CLIENT SAMPLE ID	DATE ANALYZED	DILUTION FACTOR	LAB FILE ID	COLUMN ID
ZZZZZ		09/29/2011 11:00	1		CLP-2 0.53(mm)
ZZZZZ		09/29/2011 11:00	1		CLP-1 0.53(mm)
ZZZZZ		09/29/2011 11:16	1		CLP-2 0.53(mm)
ZZZZZ		09/29/2011 11:16	1		CLP-1 0.53(mm)
ZZZZZ		09/29/2011 11:32	1		CLP-2 0.53(mm)
ZZZZZ		09/29/2011 11:32	1		CLP-1 0.53(mm)
ZZZZZ		09/29/2011 11:47	1		CLP-2 0.53(mm)
ZZZZZ		09/29/2011 11:47	1		CLP-1 0.53(mm)
ZZZZZ		09/29/2011 12:03	1		CLP-2 0.53(mm)
ZZZZZ		09/29/2011 12:03	1		CLP-1 0.53(mm)
IC 460-87766/6		09/29/2011 12:19	1	vf464913.d	CLP-2 0.53(mm)
IC 460-87766/6		09/29/2011 12:19	1	vr464913.d	CLP-1 0.53(mm)
IC 460-87766/7		09/29/2011 12:34	1	vf464914.d	CLP-2 0.53(mm)
IC 460-87766/7		09/29/2011 12:34	1	vr464914.d	CLP-1 0.53(mm)
IC 460-87766/8		09/29/2011 12:50	1	vf464915.d	CLP-2 0.53(mm)
IC 460-87766/8		09/29/2011 12:50	1	vr464915.d	CLP-1 0.53(mm)
IC 460-87766/9		09/29/2011 13:06	1	vf464916.d	CLP-2 0.53(mm)
IC 460-87766/9		09/29/2011 13:06	1	vr464916.d	CLP-1 0.53(mm)
IC 460-87766/10		09/29/2011 13:21	1	vf464917.d	CLP-2 0.53(mm)
IC 460-87766/10		09/29/2011 13:21	1	vr464917.d	CLP-1 0.53(mm)
IC 460-87766/11		09/29/2011 13:37	1	vf464918.d	CLP-2 0.53(mm)
IC 460-87766/11		09/29/2011 13:37	1	vr464918.d	CLP-1 0.53(mm)
IC 460-87766/12		09/29/2011 13:53	1	vf464919.d	CLP-2 0.53(mm)
IC 460-87766/12		09/29/2011 13:53	1	vr464919.d	CLP-1 0.53(mm)
IC 460-87766/13		09/29/2011 14:08	1	vf464920.d	CLP-2 0.53(mm)
IC 460-87766/13		09/29/2011 14:08	1	vr464920.d	CLP-1 0.53(mm)
IC 460-87766/14		09/29/2011 14:24	1	vf464921.d	CLP-2 0.53(mm)
IC 460-87766/14		09/29/2011 14:24	1	vr464921.d	CLP-1 0.53(mm)
IC 460-87766/15		09/29/2011 14:39	1	vf464922.d	CLP-2 0.53(mm)
IC 460-87766/15		09/29/2011 14:39	1	vr464922.d	CLP-1 0.53(mm)
IC 460-87766/16		09/29/2011 14:55	1	vf464923.d	CLP-2 0.53(mm)
IC 460-87766/16		09/29/2011 14:55	1	vr464923.d	CLP-1 0.53(mm)
IC 460-87766/17		09/29/2011 15:10	1	vf464924.d	CLP-2 0.53(mm)
IC 460-87766/17		09/29/2011 15:10	1	vr464924.d	CLP-1 0.53(mm)
ZZZZZ		09/29/2011 15:26	1		CLP-2 0.53(mm)
ZZZZZ		09/29/2011 15:26	1		CLP-1 0.53(mm)

PCBS ANALYSIS RUN LOG

Lab Name: TestAmerica Edison Job No.: 460-32106-1

SDG No.:

Instrument ID: PESTGC9 Start Date: 10/11/2011 14:56

Analysis Batch Number: 89331 End Date: 10/11/2011 23:03

LAB SAMPLE ID	CLIENT SAMPLE ID	DATE ANALYZED	DILUTION FACTOR	LAB FILE ID	COLUMN ID
PIBLK 460-89331/26		10/11/2011 14:56	1		CLP-2 0.53(mm)
PIBLK 460-89331/26		10/11/2011 14:56	1		CLP-1 0.53(mm)
CCVRT 460-89331/1		10/11/2011 15:12	1	vf465423.d	CLP-2 0.53(mm)
CCVRT 460-89331/1		10/11/2011 15:12	1	vr465423.d	CLP-1 0.53(mm)
ZZZZZ		10/11/2011 16:49	1		CLP-2 0.53(mm)
ZZZZZ		10/11/2011 16:49	1		CLP-1 0.53(mm)
ZZZZZ		10/11/2011 17:05	1		CLP-2 0.53(mm)
ZZZZZ		10/11/2011 17:05	1		CLP-1 0.53(mm)
ZZZZZ		10/11/2011 17:20	1		CLP-2 0.53(mm)
ZZZZZ		10/11/2011 17:20	1		CLP-1 0.53(mm)
ZZZZZ		10/11/2011 17:36	1		CLP-2 0.53(mm)
ZZZZZ		10/11/2011 17:36	1		CLP-1 0.53(mm)
ZZZZZ		10/11/2011 17:52	1		CLP-2 0.53(mm)
ZZZZZ		10/11/2011 17:52	1		CLP-1 0.53(mm)
ZZZZZ		10/11/2011 18:08	1		CLP-2 0.53(mm)
ZZZZZ		10/11/2011 18:08	1		CLP-1 0.53(mm)
ZZZZZ		10/11/2011 18:24	1		CLP-2 0.53(mm)
ZZZZZ		10/11/2011 18:24	1		CLP-1 0.53(mm)
ZZZZZ		10/11/2011 18:40	1		CLP-2 0.53(mm)
ZZZZZ		10/11/2011 18:40	1		CLP-1 0.53(mm)
ZZZZZ		10/11/2011 18:56	1		CLP-2 0.53(mm)
ZZZZZ		10/11/2011 18:56	1		CLP-1 0.53(mm)
ZZZZZ		10/11/2011 19:12	1		CLP-2 0.53(mm)
ZZZZZ		10/11/2011 19:12	1		CLP-1 0.53(mm)
ZZZZZ		10/11/2011 19:28	1		CLP-2 0.53(mm)
ZZZZZ		10/11/2011 19:28	1		CLP-1 0.53(mm)
ZZZZZ		10/11/2011 19:43	1		CLP-2 0.53(mm)
ZZZZZ		10/11/2011 19:43	1		CLP-1 0.53(mm)
ZZZZZ		10/11/2011 19:59	1		CLP-2 0.53(mm)
ZZZZZ		10/11/2011 19:59	1		CLP-1 0.53(mm)
ZZZZZ		10/11/2011 20:15	1		CLP-2 0.53(mm)
ZZZZZ		10/11/2011 20:15	1		CLP-1 0.53(mm)
MB 460-89000/1-A		10/11/2011 20:31	1	vf465438.d	CLP-2 0.53(mm)
MB 460-89000/1-A		10/11/2011 20:31	1	vr465438.d	CLP-1 0.53(mm)
LCS 460-89000/2-A		10/11/2011 20:47	1	vf465439.d	CLP-2 0.53(mm)
LCS 460-89000/2-A		10/11/2011 20:47	1	vr465439.d	CLP-1 0.53(mm)
ZZZZZ		10/11/2011 21:03	1		CLP-2 0.53(mm)
ZZZZZ		10/11/2011 21:03	1		CLP-1 0.53(mm)
460-32128-D-13-A MS		10/11/2011 21:18	1	vf465441.d	CLP-2 0.53(mm)
460-32128-D-13-A MS		10/11/2011 21:18	1	vr465441.d	CLP-1 0.53(mm)
460-32128-D-13-B MSD		10/11/2011 21:34	1	vf465442.d	CLP-2 0.53(mm)
460-32128-D-13-B MSD		10/11/2011 21:34	1	vr465442.d	CLP-1 0.53(mm)
460-32106-1	NH-01-B	10/11/2011 21:50	1	vf465443.d	CLP-2 0.53(mm)
460-32106-1	NH-01-B	10/11/2011 21:50	1	vr465443.d	CLP-1 0.53(mm)
ZZZZZ		10/11/2011 22:06	1		CLP-2 0.53(mm)

PCBS ANALYSIS RUN LOG

Lab Name: TestAmerica Edison Job No.: 460-32106-1

SDG No.:

Instrument ID: PESTGC9 Start Date: 10/11/2011 14:56

Analysis Batch Number: 89331 End Date: 10/11/2011 23:03

LAB SAMPLE ID	CLIENT SAMPLE ID	DATE ANALYZED	DILUTION FACTOR	LAB FILE ID	COLUMN ID
ZZZZZ		10/11/2011 22:06	1		CLP-1 0.53(mm)
ZZZZZ		10/11/2011 22:22	1		CLP-2 0.53(mm)
ZZZZZ		10/11/2011 22:22	1		CLP-1 0.53(mm)
PIBLK 460-89331/24		10/11/2011 22:47	1		CLP-2 0.53(mm)
PIBLK 460-89331/24		10/11/2011 22:47	1		CLP-1 0.53(mm)
CCV 460-89331/25		10/11/2011 23:03	1	vf465447.d	CLP-2 0.53(mm)
CCV 460-89331/25		10/11/2011 23:03	1	vr465447.d	CLP-1 0.53(mm)

PCBS BATCH WORKSHEET

Lab Name: TestAmerica Edison Job No.: 460-32106-1

SDG No.:

Batch Number: 89000 Batch Start Date: 10/11/11 03:34 Batch Analyst: Alinea, Archilles R

Batch Method: 3541 Batch End Date: 10/11/11 09:19

Lab Sample ID	Client Sample ID	Method Chain	Basis	InitialAmount	FinalAmount	SoxThermPosition	OP_PCBSP 00017	OPPSTPCBSU 00018	
MB 460-89000/1		3541, 8082		15.00 g	10 mL	73		50 uL	
LCS 460-89000/2		3541, 8082		15.00 g	10 mL	74	50 uL	50 uL	
460-32128-D-13 MS		3541, 8082	T	15.04 g	10 mL	75	50 uL	50 uL	
460-32128-D-13 MSD		3541, 8082	T	15.00 g	10 mL	76	50 uL	50 uL	
460-32106-A-1	NH-01-B	3541, 8082	T	15.00 g	10 mL	77		50 uL	

Batch Notes	
Acid used for Clean Up Reagent	k03051
Balance ID	30
Batch Comment	pcb-soil
Boiling Chips ID	10013
Person's name who did the concentration	archie
First End time	9:19am
Vendor lot number	j44e39
Na2SO4 Lot Number	k04600
Person's name who did the prep	archie
Person's name who witnessed reagent drop	jose s
Solvent	hex./ace. mixed
SOP Number	3541
First Start time	3:34am
TBA Lot #	op202

Basis	Basis Description
T	Total/NA

Method 8151A

Herbicides (GC) by Method 8151A

FORM II
HERBICIDES SURROGATE RECOVERY

Lab Name: TestAmerica Edison Job No.: 460-32106-1

SDG No.:

Matrix: Solid (TCLP) Level: Low

GC Column (1): DB-5 ID: 0.53 (mm) GC Column (2): DB-608 ID: 0.53 (mm)

Client Sample ID	Lab Sample ID	DCPA1 #	DCPA2 #
NH-01-B	460-32106-1	95	111
	MB 460-89113/1-A	104	107
	LB 460-88973/1-D	88	95
	LCS 460-89113/2-A	107	113
	LCSD 460-89113/3-A	98	101
NH-01-B MS	460-32106-1 MS	103	115
NH-01-B MSD	460-32106-1 MSD	91	108

	QC LIMITS
DCPA = 2,4-Dichlorophenylacetic acid	87-150

Column to be used to flag recovery values

FORM II 8151A

FORM III
HERBICIDES LAB CONTROL SAMPLE RECOVERY

Lab Name: TestAmerica Edison Job No.: 460-32106-1

SDG No.:

Matrix: Water Level: Low Lab File ID: zf112478.d

Lab ID: LCS 460-89113/2-A Client ID:

COMPOUND	SPIKE ADDED (mg/L)	LCS CONCENTRATION (mg/L)	LCS % REC	QC LIMITS REC	#
2,4-D	0.333	0.275	82	77-132	
Silvex (2,4,5-TP)	0.133	0.134	101	92-141	

Column to be used to flag recovery and RPD values

FORM III 8151A

FORM III
HERBICIDES LAB CONTROL SAMPLE RECOVERY

Lab Name: TestAmerica Edison Job No.: 460-32106-1

SDG No.:

Matrix: Water Level: Low Lab File ID: zr112478.d

Lab ID: LCS 460-89113/2-A Client ID:

COMPOUND	SPIKE ADDED (mg/L)	LCS CONCENTRATION (mg/L)	LCS % REC	QC LIMITS REC	#
2,4-D	0.333	0.298	90	77-132	
Silvex (2,4,5-TP)	0.133	0.135	102	92-141	

Column to be used to flag recovery and RPD values

FORM III 8151A

FORM III
HERBICIDES LAB CONTROL SAMPLE DUPLICATE RECOVERY

Lab Name: TestAmerica Edison Job No.: 460-32106-1

SDG No.:

Matrix: Water Level: Low Lab File ID: zf112479.d

Lab ID: LCSD 460-89113/3-A Client ID:

COMPOUND	SPIKE ADDED (mg/L)	LCSD CONCENTRATION (mg/L)	LCSD % REC	% RPD	QC LIMITS RPD	QC LIMITS REC	#
2,4-D	0.333	0.257	77	7	30	77-132	
Silvex (2,4,5-TP)	0.133	0.127	95	6	30	92-141	

Column to be used to flag recovery and RPD values

FORM III 8151A

FORM III
HERBICIDES LAB CONTROL SAMPLE DUPLICATE RECOVERY

Lab Name: TestAmerica Edison Job No.: 460-32106-1

SDG No.:

Matrix: Water Level: Low Lab File ID: zr112479.d

Lab ID: LCSD 460-89113/3-A Client ID:

COMPOUND	SPIKE ADDED (mg/L)	LCSD CONCENTRATION (mg/L)	LCSD % REC	% RPD	QC LIMITS RPD	QC LIMITS REC	#
2,4-D	0.333	0.274	82	8	30	77-132	
Silvex (2,4,5-TP)	0.133	0.130	98	4	30	92-141	

Column to be used to flag recovery and RPD values

FORM III 8151A

FORM III
HERBICIDES MATRIX SPIKE RECOVERY

Lab Name: TestAmerica Edison Job No.: 460-32106-1

SDG No.:

Matrix: Solid (TCLP) Level: Low Lab File ID: zf112480.d

Lab ID: 460-32106-1 MS Client ID: NH-01-B MS

COMPOUND	SPIKE ADDED (mg/L)	SAMPLE CONCENTRATION (mg/L)	MS CONCENTRATION (mg/L)	MS % REC	QC LIMITS REC	#
2,4-D	0.333	0.080 U	0.261	78	77-132	
Silvex (2,4,5-TP)	0.133	0.080 U	0.130	98	92-141	

Column to be used to flag recovery and RPD values

FORM III 8151A

FORM III
HERBICIDES MATRIX SPIKE RECOVERY

Lab Name: TestAmerica Edison Job No.: 460-32106-1

SDG No.:

Matrix: Solid (TCLP) Level: Low Lab File ID: zr112480.d

Lab ID: 460-32106-1 MS Client ID: NH-01-B MS

COMPOUND	SPIKE ADDED (mg/L)	SAMPLE CONCENTRATION (mg/L)	MS CONCENTRATION (mg/L)	MS % REC	QC LIMITS REC	#
2,4-D	0.333	0.080 U	0.280	84	77-132	
Silvex (2,4,5-TP)	0.133	0.080 U	0.130	98	92-141	

Column to be used to flag recovery and RPD values

FORM III 8151A

FORM III
HERBICIDES MATRIX SPIKE DUPLICATE RECOVERY

Lab Name: TestAmerica Edison Job No.: 460-32106-1

SDG No.:

Matrix: Solid (TCLP) Level: Low Lab File ID: zf112481.d

Lab ID: 460-32106-1 MSD Client ID: NH-01-B MSD

COMPOUND	SPIKE ADDED (mg/L)	MSD CONCENTRATION (mg/L)	MSD % REC	% RPD	QC LIMITS RPD	QC LIMITS REC	#
2,4-D	0.333	0.260	78	0	30	77-132	
Silvex (2,4,5-TP)	0.133	0.125	93	5	30	92-141	

Column to be used to flag recovery and RPD values

FORM III 8151A

FORM III
HERBICIDES MATRIX SPIKE DUPLICATE RECOVERY

Lab Name: TestAmerica Edison Job No.: 460-32106-1

SDG No.:

Matrix: Solid (TCLP) Level: Low Lab File ID: zr112481.d

Lab ID: 460-32106-1 MSD Client ID: NH-01-B MSD

COMPOUND	SPIKE ADDED (mg/L)	MSD CONCENTRATION (mg/L)	MSD % REC	% RPD	QC LIMITS RPD	QC LIMITS REC	#
2,4-D	0.333	0.274	82	2	30	77-132	
Silvex (2,4,5-TP)	0.133	0.122	91	7	30	92-141	F

Column to be used to flag recovery and RPD values

FORM III 8151A

FORM IV
HERBICIDES METHOD BLANK SUMMARY

Lab Name: TestAmerica Edison Job No.: 460-32106-1

SDG No.:

Lab Sample ID: MB 460-89113/1-A

Matrix: Water Date Extracted: 10/11/2011 16:57

Lab File ID:(1) zf112477.d Lab File ID:(2) zr112477.d

Date Analyzed:(1) 10/12/2011 07:22 Date Analyzed:(2) 10/12/2011 07:22

Instrument ID:(1) PESTGC3 Instrument ID:(2) PESTGC3

GC Column:(1) DB-5 ID: 0.53(mm) GC Column:(2) DB-608 ID: 0.53(mm)

THIS METHOD BLANK APPLIES TO THE FOLLOWING SAMPLES:

CLIENT SAMPLE ID	LAB SAMPLE ID	DATE ANALYZED 1	DATE ANALYZED 2
	LCS 460-89113/2-A	10/12/2011 07:39	10/12/2011 07:39
	LCSD 460-89113/3-A	10/12/2011 07:56	10/12/2011 07:56
NH-01-B MS	460-32106-1 MS	10/12/2011 08:14	10/12/2011 08:14
NH-01-B MSD	460-32106-1 MSD	10/12/2011 08:31	10/12/2011 08:31
NH-01-B	460-32106-1	10/12/2011 08:49	10/12/2011 08:49
	LB 460-88973/1-D	10/12/2011 09:58	10/12/2011 09:58

FORM VIII
HERBICIDES ANALYTICAL SEQUENCE

Lab Name: TestAmerica Edison Job No.: 460-32106-1

SDG No.:

Sample No.: CCVRT 460-89200/2 Date Analyzed: 10/12/2011 07:01

Instrument ID: PESTGC3 GC Column: DB-5 ID: 0.53(mm)

Lab File ID (Standard): zf112476.d Heated Purge: (Y/N) N

Calibration ID: 12161

THE ANALYTICAL SEQUENCE OF BLANKS, SAMPLES, STANDARDS, MS/MSDs AND LCSs IS GIVEN BELOW:

				DCPA RT #		
CONTINUING CALIBRATION SURROGATE				4.50		
UPPER LIMIT				4.55		
LOWER LIMIT				4.45		
LAB SAMPLE ID	CLIENT SAMPLE ID	DATE ANALYZED	LAB FILE ID			
CCVRT 460-89200/2		10/12/2011 07:01	zf112476.d	4.50		
MB 460-89113/1-A		10/12/2011 07:22	zf112477.d	4.50		
LCS 460-89113/2-A		10/12/2011 07:39	zf112478.d	4.50		
LCSD 460-89113/3-A		10/12/2011 07:56	zf112479.d	4.50		
460-32106-1 MS	NH-01-B MS	10/12/2011 08:14	zf112480.d	4.50		
460-32106-1 MSD	NH-01-B MSD	10/12/2011 08:31	zf112481.d	4.50		
460-32106-1	NH-01-B	10/12/2011 08:49	zf112482.d	4.50		
LB 460-88973/1-D		10/12/2011 09:58	zf112486.d	4.50		
CCV 460-89200/13		10/12/2011 10:15	zf112487.d	4.50		

DCPA = 2,4-Dichlorophenylacetic acid

DCPA RT Limit = ± 0.05 minutes of surrogate RT

Column used to flag values outside QC limits

FORM VIII 8151A

FORM VIII
HERBICIDES ANALYTICAL SEQUENCE

Lab Name: TestAmerica Edison Job No.: 460-32106-1

SDG No.:

Sample No.: CCVRT 460-89200/2 Date Analyzed: 10/12/2011 07:01

Instrument ID: PESTGC3 GC Column: DB-608 ID: 0.53(mm)

Lab File ID (Standard): zr112476.d Heated Purge: (Y/N) N

Calibration ID: 12162

THE ANALYTICAL SEQUENCE OF BLANKS, SAMPLES, STANDARDS, MS/MSDs AND LCSs IS GIVEN BELOW:

				DCPA RT #		
CONTINUING CALIBRATION SURROGATE				4.02		
UPPER LIMIT				4.07		
LOWER LIMIT				3.97		
LAB SAMPLE ID	CLIENT SAMPLE ID	DATE ANALYZED	LAB FILE ID			
CCVRT 460-89200/2		10/12/2011 07:01	zr112476.d	4.02		
MB 460-89113/1-A		10/12/2011 07:22	zr112477.d	4.02		
LCS 460-89113/2-A		10/12/2011 07:39	zr112478.d	4.02		
LCSD 460-89113/3-A		10/12/2011 07:56	zr112479.d	4.02		
460-32106-1 MS	NH-01-B MS	10/12/2011 08:14	zr112480.d	4.02		
460-32106-1 MSD	NH-01-B MSD	10/12/2011 08:31	zr112481.d	4.02		
460-32106-1	NH-01-B	10/12/2011 08:49	zr112482.d	4.02		
LB 460-88973/1-D		10/12/2011 09:58	zr112486.d	4.02		
CCV 460-89200/13		10/12/2011 10:15	zr112487.d	4.02		

DCPA = 2,4-Dichlorophenylacetic acid

DCPA RT Limit = ± 0.05 minutes of surrogate RT

Column used to flag values outside QC limits

FORM VIII 8151A

FORM X
IDENTIFICATION SUMMARY

Lab Name: TestAmerica Edison Job No.: 460-32106-1

SDG No.:

Client Sample ID: NH-01-B MS Lab Sample ID: 460-32106-1 MS

Instrument ID (1): PESTGC3 Instrument ID (2): PESTGC3

Date Analyzed (1): 10/12/2011 08:14 Date Analyzed (2): 10/12/2011 08:14

GC Column (1): DB-5 ID: 0.53(mm) GC Column (2): DB-608 ID: 0.53(mm)

ANALYTE	COL	PEAK	RT	RT WINDOW		CONCENTRATION		RPD
				FROM	TO	PEAK	MEAN	
2,4-D	1		6.10	6.05	6.15	0.261		7.1
	2		5.88	5.83	5.93	0.280		
Silvex (2,4,5-TP)	1		8.08	8.03	8.13	0.130		0.1
	2		7.12	7.06	7.16	0.130		

FORM X
IDENTIFICATION SUMMARY

Lab Name: TestAmerica Edison Job No.: 460-32106-1

SDG No.:

Client Sample ID: NH-01-B MSD Lab Sample ID: 460-32106-1 MSD

Instrument ID (1): PESTGC3 Instrument ID (2): PESTGC3

Date Analyzed (1): 10/12/2011 08:31 Date Analyzed (2): 10/12/2011 08:31

GC Column (1): DB-5 ID: 0.53(mm) GC Column (2): DB-608 ID: 0.53(mm)

ANALYTE	COL	PEAK	RT	RT WINDOW		CONCENTRATION		RPD
				FROM	TO	PEAK	MEAN	
2,4-D	1		6.10	6.05	6.15	0.260		5.3
	2		5.88	5.83	5.93	0.274		
Silvex (2,4,5-TP)	1		8.08	8.03	8.13	0.125		2.1
	2		7.12	7.06	7.16	0.122		

FORM X
IDENTIFICATION SUMMARY

Lab Name: TestAmerica Edison Job No.: 460-32106-1

SDG No.:

Client Sample ID: Lab Sample ID: LCS 460-89113/2-A

Instrument ID (1): PESTGC3 Instrument ID (2): PESTGC3

Date Analyzed (1): 10/12/2011 07:39 Date Analyzed (2): 10/12/2011 07:39

GC Column (1): DB-5 ID: 0.53(mm) GC Column (2): DB-608 ID: 0.53(mm)

ANALYTE	COL	PEAK	RT	RT WINDOW		CONCENTRATION		RPD
				FROM	TO	PEAK	MEAN	
2,4-D	1		6.10	6.05	6.15	0.275		8.3
	2		5.88	5.83	5.93	0.298		
Silvex (2,4,5-TP)	1		8.08	8.03	8.13	0.134		0.8
	2		7.12	7.06	7.16	0.135		

FORM X
IDENTIFICATION SUMMARY

Lab Name: TestAmerica Edison Job No.: 460-32106-1

SDG No.:

Client Sample ID: Lab Sample ID: LCSD 460-89113/3-A

Instrument ID (1): PESTGC3 Instrument ID (2): PESTGC3

Date Analyzed (1): 10/12/2011 07:56 Date Analyzed (2): 10/12/2011 07:56

GC Column (1): DB-5 ID: 0.53(mm) GC Column (2): DB-608 ID: 0.53(mm)

ANALYTE	COL	PEAK	RT	RT WINDOW		CONCENTRATION		RPD
				FROM	TO	PEAK	MEAN	
2,4-D	1		6.10	6.05	6.15	0.257		6.5
	2		5.88	5.83	5.93	0.274		
Silvex (2,4,5-TP)	1		8.08	8.03	8.13	0.127		2.8
	2		7.11	7.06	7.16	0.130		

FORM I
HERBICIDES ORGANICS ANALYSIS DATA SHEET

Lab Name: TestAmerica Edison Job No.: 460-32106-1

SDG No.:

Client Sample ID: NH-01-B Lab Sample ID: 460-32106-1

Matrix: Solid (TCLP) Lab File ID: zf112482.d

Analysis Method: 8151A Date Collected: 10/06/2011 18:45

Extraction Method: 8151A Date Extracted: 10/11/2011 16:57

Sample wt/vol: 15.00(mL) Date Analyzed: 10/12/2011 08:49

Con. Extract Vol.: 5.00(mL) Dilution Factor: 1

Injection Volume: GC Column: DB-5 ID: 0.53(mm)

% Moisture: GPC Cleanup:(Y/N) N

Analysis Batch No.: 89200 Units: mg/L

CAS NO.	COMPOUND NAME	RESULT	Q	RL	RL
94-75-7	2,4-D	0.080	U	0.080	0.080
93-72-1	Silvex (2,4,5-TP)	0.080	U	0.080	0.080

CAS NO.	SURROGATE	%REC	Q	LIMITS
19719-28-9	2,4-Dichlorophenylacetic acid	95		87-150

Data File: zf112482.d
Report Date: 12-Oct-2011 09:19

TestAmerica

GC ORGANICS QUANTITATION REPORT

Data file : /chem1/PESTGC3.i/TCLPherbT/front/Oct11/10-12-11/12oct11a.b/zf112482.d
Lab Smp Id: 460-32106-A-1-J Client Smp ID: NH-01-B
Inj Date : 12-OCT-2011 08:49
Operator : 171 Inst ID: PESTGC3.i
Smp Info : 460-32106-A-1-J
Misc Info : 460-32106-A-1-J
Comment   :
Method   : /chem1/PESTGC3.i/TCLPherbT/front/Oct11/10-12-11/12oct11a.b/08ZfTCLPHERB
Meth Date : 12-Oct-2011 07:19 sita Quant Type: ESTD
Cal Date : 09-SEP-2011 10:29 Cal File: zf111949.d
Als bottle: 8
Dil Factor: 1.00000
Integrator: Falcon Compound Sublist: DTPTCLPherb.sub
Target Version: 3.50 Sample Matrix: WATER
Processing Host: hpd3

Concentration Formula: Amt * DF * Vt/Vo * CpndVariable

Name	Value	Description
DF	1.00000	Dilution Factor
Vt	5.00000	Volume of final extract (mL)
Vo	15.00000	Volume of sample extracted (mL)

Cpnd Variable Local Compound Variable

				CONCENTRATIONS ON-COL	CONCENTRATIONS FINAL		
RT	EXP RT	DLT RT	RESPONSE	(ug/L)	(ug/L)	TARGET RANGE	RATIO
$ 4 DCAA (surr)					CAS #: 19719-28-9		
4.498	4.500	-0.002	722746	954.599	320	80.00- 120.00	100.00

Data File: zf112482.d

Date: 12-OCT-2011 08:49

Client ID: NH-01-B

Instrument: PESTGC3.i

Sample Info: 460-32106-A-1-J

Operator: 171

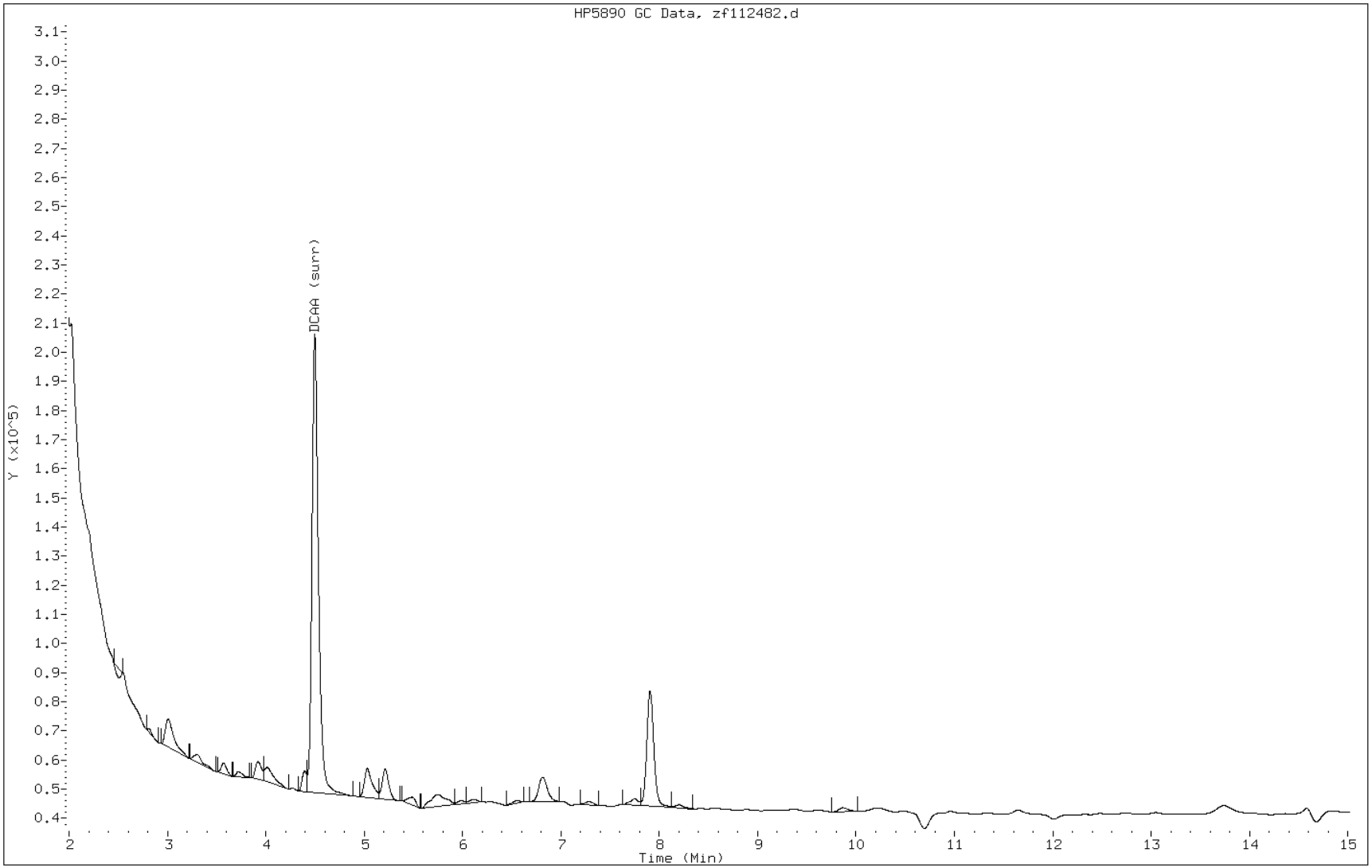

FORM I
HERBICIDES ORGANICS ANALYSIS DATA SHEET

Lab Name: TestAmerica Edison Job No.: 460-32106-1

SDG No.:

Client Sample ID: NH-01-B Lab Sample ID: 460-32106-1

Matrix: Solid (TCLP) Lab File ID: zr112482.d

Analysis Method: 8151A Date Collected: 10/06/2011 18:45

Extraction Method: 8151A Date Extracted: 10/11/2011 16:57

Sample wt/vol: 15.00(mL) Date Analyzed: 10/12/2011 08:49

Con. Extract Vol.: 5.00(mL) Dilution Factor: 1

Injection Volume: GC Column: DB-608 ID: 0.53(mm)

% Moisture: GPC Cleanup:(Y/N) N

Analysis Batch No.: 89200 Units: mg/L

CAS NO.	SURROGATE	%REC	Q	LIMITS
19719-28-9	2,4-Dichlorophenylacetic acid	111		87-150

Data File: zr112482.d
Report Date: 12-Oct-2011 09:18

TestAmerica

GC ORGANICS QUANTITATION REPORT

Data file : /chem1/PESTGC3.i/TCLPherbT/rear/Oct11/10-12-11/12oct11a.b/zr112482.d
Lab Smp Id: 460-32106-A-1-J Client Smp ID: NH-01-B
Inj Date : 12-OCT-2011 08:49
Operator : Inst ID: PESTGC3.i
Smp Info : 460-32106-A-1-J
Misc Info : 460-32106-A-1-J
Comment   :
Method   : /chem1/PESTGC3.i/TCLPherbT/rear/Oct11/10-12-11/12oct11a.b/08ZrTCLPHERBS
Meth Date : 12-Oct-2011 07:18 sita Quant Type: ESTD
Cal Date : 09-SEP-2011 11:21 Cal File: zr111952.d
Als bottle: 8
Dil Factor: 1.00000
Integrator: Falcon Compound Sublist: DTPTCLPherb.sub
Target Version: 3.50 Sample Matrix: WATER
Processing Host: hpd3

Concentration Formula: Amt * DF * Vt/Vo * CpndVariable

Name	Value	Description
DF	1.00000	Dilution Factor
Vt	5.00000	Volume of final extract (mL)
Vo	15.00000	Volume of sample extracted (mL)

Cpnd Variable Local Compound Variable

				CONCENTRATIONS ON-COL	CONCENTRATIONS FINAL		
RT	EXP RT	DLT RT	RESPONSE	(ug/L)	(ug/L)	TARGET RANGE	RATIO
$ 4 DCAA (surr)					CAS #: 19719-28-9		
4.015	4.018	-0.003	510243	1114.27	370	80.00- 120.00	100.00

Data File: zr112482.d

Date: 12-OCT-2011 08:49

Client ID: NH-01-B Instrument: PESTGC3.i

Sample Info: 460-32106-A-1-J Operator: 171

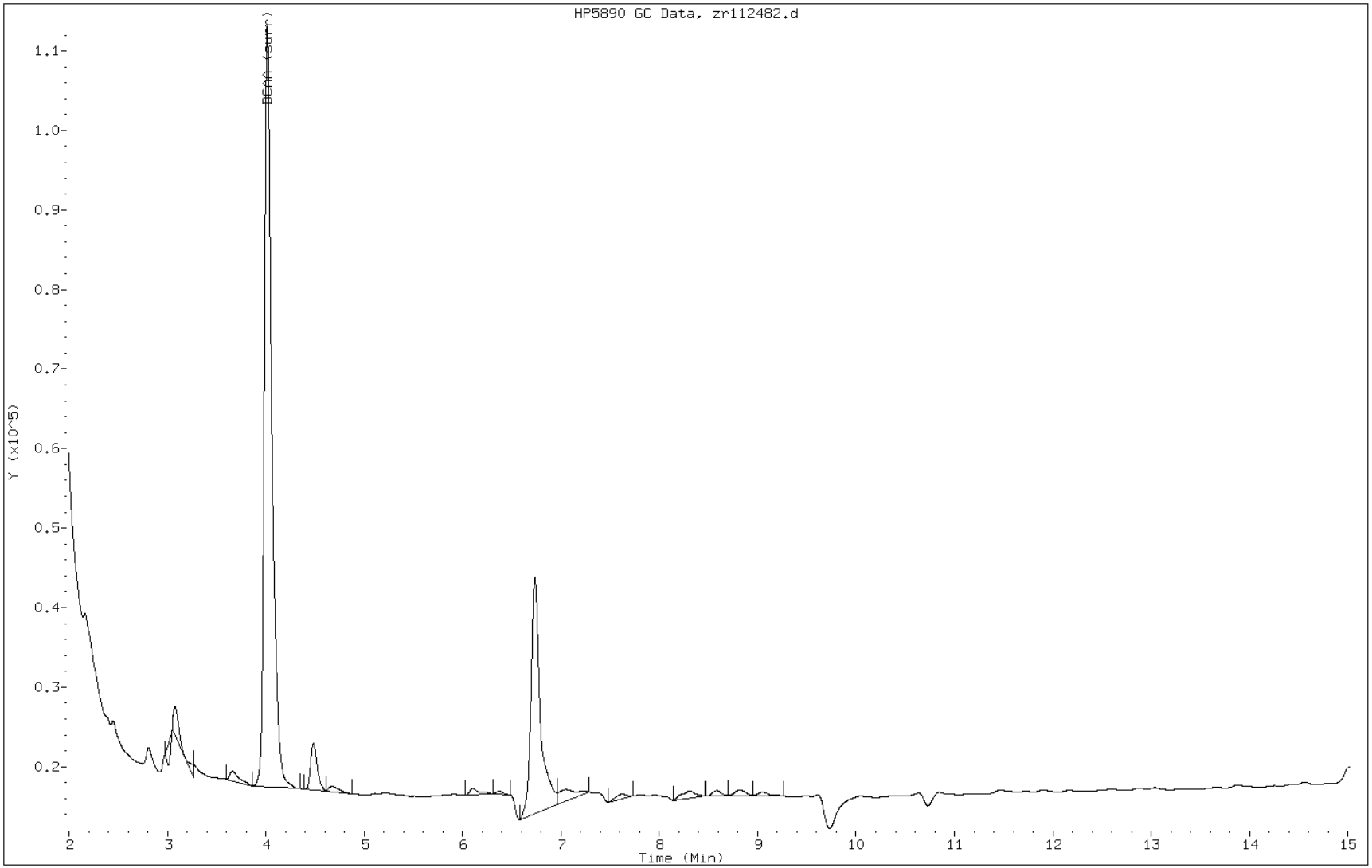

FORM VI
HERBICIDES INITIAL CALIBRATION DATA
EXTERNAL STANDARD RETENTION TIME SUMMARY

Lab Name: TestAmerica Edison Job No.: 460-32106-1 Analy Batch No.: 85607

SDG No.:

Instrument ID: PESTGC3 GC Column: DB-5 ID: 0.53(mm) Heated Purge: (Y/N) N

Calibration Start Date: 09/09/2011 10:12 Calibration End Date: 09/09/2011 11:21 Calibration ID: 12161

Calibration Files:

LEVEL:	LAB SAMPLE ID:	LAB FILE ID:
Level 1	IC 460-85607/3	zf111949.d
Level 2	IC 460-85607/4	zf111950.d
Level 3	IC 460-85607/2	zf111948.d
Level 4	IC 460-85607/5	zf111951.d
Level 5	IC 460-85607/6	zf111952.d

ANALYTE	LVL 1	LVL 2	LVL 3	LVL 4	LVL 5						RT WINDOW	AVG RT
2,4-D	6.113	6.112	6.113	6.110	6.110						6.063 - 6.163	6.112
Silvex (2,4,5-TP)	8.097	8.095	8.097	8.093	8.093						8.047 - 8.147	8.095
2,4-Dichlorophenylacetic acid	4.508	4.508	4.507	4.507	4.507						4.457 - 4.557	4.507

FORM VI
HERBICIDES INITIAL CALIBRATION DATA
EXTERNAL STANDARD CURVE EVALUTION

Lab Name: TestAmerica Edison Job No.: 460-32106-1 Analy Batch No.: 85607

SDG No.:

Instrument ID: PESTGC3 GC Column: DB-5 ID: 0.53(mm) Heated Purge: (Y/N) N

Calibration Start Date: 09/09/2011 10:12 Calibration End Date: 09/09/2011 11:21 Calibration ID: 12161

Calibration Files:

LEVEL:	LAB SAMPLE ID:	LAB FILE ID:
Level 1	IC 460-85607/3	zf111949.d
Level 2	IC 460-85607/4	zf111950.d
Level 3	IC 460-85607/2	zf111948.d
Level 4	IC 460-85607/5	zf111951.d
Level 5	IC 460-85607/6	zf111952.d

ANALYTE	CF				CURVE TYPE	COEFFICIENT			#	MIN CF	%RSD	#	MAX %RSD	R^2 OR COD	#	MIN R^2 OR COD
	LVL 1 LVL 5	LVL 2	LVL 3	LVL 4		B	M1	M2								
2,4-D	1120.9 852.25	1110.6	1124.2	999.54	Ave		1041.51071				11.3		20.0			
Silvex (2,4,5-TP)	3940.5 3061.3	3871.7	3957.8	3495.5	Ave		3665.37086				10.5		20.0			
2,4-Dichlorophenylacetic acid	1087.6 578.64	797.55	753.51	661.71	Lin	-331.71650	561.873149							0.9925		0.9900

Note: The m1 coefficient is the same as Ave CF for an Ave curve type.

FORM VI
HERBICIDES INITIAL CALIBRATION DATA
EXTERNAL STANDARD RESPONSE AND CONCENTRATION

Lab Name: TestAmerica Edison Job No.: 460-32106-1 Analy Batch No.: 85607

SDG No.:

Instrument ID: PESTGC3 GC Column: DB-5 ID: 0.53(mm) Heated Purge: (Y/N) N

Calibration Start Date: 09/09/2011 10:12 Calibration End Date: 09/09/2011 11:21 Calibration ID: 12161

Calibration Files:

LEVEL:	LAB SAMPLE ID:	LAB FILE ID:
Level 1	IC 460-85607/3	zf111949.d
Level 2	IC 460-85607/4	zf111950.d
Level 3	IC 460-85607/2	zf111948.d
Level 4	IC 460-85607/5	zf111951.d
Level 5	IC 460-85607/6	zf111952.d

ANALYTE	CURVE TYPE	RESPONSE					CONCENTRATION (UG/L)				
		LVL 1	LVL 2	LVL 3	LVL 4	LVL 5	LVL 1	LVL 2	LVL 3	LVL 4	LVL 5
2,4-D	Ave	263418	522002	792560	1409348	2403337	235	470	705	1410	2820
Silvex (2,4,5-TP)	Ave	936356	1840042	2821435	4983715	8729331	238	475	713	1426	2852
2,4-Dichlorophenylacetic acid	Lin	103869	761656	1079398	1895785	3315635	95.5	955	1433	2865	5730

Curve Type Legend:

Ave = Average
Lin = Linear

FORM VI
HERBICIDES INITIAL CALIBRATION DATA
EXTERNAL STANDARD RETENTION TIME SUMMARY

Lab Name: TestAmerica Edison Job No.: 460-32106-1 Analy Batch No.: 85607

SDG No.:

Instrument ID: PESTGC3 GC Column: DB-608 ID: 0.53(mm) Heated Purge: (Y/N) N

Calibration Start Date: 09/09/2011 10:12 Calibration End Date: 09/09/2011 11:21 Calibration ID: 12162

Calibration Files:

LEVEL:	LAB SAMPLE ID:	LAB FILE ID:
Level 1	IC 460-85607/3	zr111949.d
Level 2	IC 460-85607/4	zr111950.d
Level 3	IC 460-85607/2	zr111948.d
Level 4	IC 460-85607/5	zr111951.d
Level 5	IC 460-85607/6	zr111952.d

ANALYTE	LVL 1	LVL 2	LVL 3	LVL 4	LVL 5						RT WINDOW	AVG RT
2,4-D	5.888	5.887	5.883	5.885	5.885						5.833 - 5.933	5.886
Silvex (2,4,5-TP)	7.117	7.117	7.115	7.115	7.117						7.065 - 7.165	7.116
2,4-Dichlorophenylacetic acid	4.022	4.020	4.017	4.018	4.018						3.967 - 4.067	4.019

FORM VI
HERBICIDES INITIAL CALIBRATION DATA
EXTERNAL STANDARD CURVE EVALUTION

Lab Name: TestAmerica Edison Job No.: 460-32106-1 Analy Batch No.: 85607

SDG No.:

Instrument ID: PESTGC3 GC Column: DB-608 ID: 0.53(mm) Heated Purge: (Y/N) N

Calibration Start Date: 09/09/2011 10:12 Calibration End Date: 09/09/2011 11:21 Calibration ID: 12162

Calibration Files:

LEVEL:	LAB SAMPLE ID:	LAB FILE ID:
Level 1	IC 460-85607/3	zr111949.d
Level 2	IC 460-85607/4	zr111950.d
Level 3	IC 460-85607/2	zr111948.d
Level 4	IC 460-85607/5	zr111951.d
Level 5	IC 460-85607/6	zr111952.d

ANALYTE	CF				CURVE TYPE	COEFFICIENT			#	MIN CF	%RSD	#	MAX %RSD	R^2 OR COD	#	MIN R^2 OR COD
	LVL 1 LVL 5	LVL 2	LVL 3	LVL 4		B	M1	M2								
2,4-D	741.21 588.46	726.08	737.89	679.76	Ave		694.679149				9.3		20.0			
Silvex (2,4,5-TP)	2961.3 2324.1	2920.1	3030.6	2679.2	Ave		2783.04478				10.4		20.0			
2,4-Dichlorophenylacetic acid	661.01 378.69	490.59	471.00	421.95	Lin	-267.16848	369.356067							0.9954		0.9900

Note: The m1 coefficient is the same as Ave CF for an Ave curve type.

FORM VI
HERBICIDES INITIAL CALIBRATION DATA
EXTERNAL STANDARD RESPONSE AND CONCENTRATION

Lab Name: TestAmerica Edison Job No.: 460-32106-1 Analy Batch No.: 85607

SDG No.:

Instrument ID: PESTGC3 GC Column: DB-608 ID: 0.53(mm) Heated Purge: (Y/N) N

Calibration Start Date: 09/09/2011 10:12 Calibration End Date: 09/09/2011 11:21 Calibration ID: 12162

Calibration Files:

LEVEL:	LAB SAMPLE ID:	LAB FILE ID:
Level 1	IC 460-85607/3	zr111949.d
Level 2	IC 460-85607/4	zr111950.d
Level 3	IC 460-85607/2	zr111948.d
Level 4	IC 460-85607/5	zr111951.d
Level 5	IC 460-85607/6	zr111952.d

ANALYTE	CURVE TYPE	RESPONSE					CONCENTRATION (UG/L)				
		LVL 1	LVL 2	LVL 3	LVL 4	LVL 5	LVL 1	LVL 2	LVL 3	LVL 4	LVL 5
2,4-D	Ave	174185	341259	520210	958455	1659452	235	470	705	1410	2820
Silvex (2,4,5-TP)	Ave	703674	1387769	2160415	3819842	6627215	238	475	713	1426	2852
2,4-Dichlorophenylacetic acid	Lin	63126	468513	674710	1208875	2169904	95.5	955	1433	2865	5730

Curve Type Legend:

Ave = Average
Lin = Linear

FORM VII
HERBICIDES CONTINUING CALIBRATION DATA

Lab Name: TestAmerica Edison Job No.: 460-32106-1

SDG No.:

Lab Sample ID: CCVRT 460-89200/2 Calibration Date: 10/12/2011 07:01

Instrument ID: PESTGC3 Calib Start Date: 09/09/2011 10:12

GC Column: DB-5 ID: 0.53(mm) Calib End Date: 09/09/2011 11:21

Lab File ID: zf112476.d Conc. Units: ug/L

ANALYTE	CURVE TYPE	AVE CF	CF	MIN CF	CALC AMOUNT	SPIKE AMOUNT	%D	MAX %D
2,4-D	Ave	1042	972.6		658	705	-6.6	15.0
Silvex (2,4,5-TP)	Ave	3665	3637		707	713	-0.8	15.0
2,4-Dichlorophenylacetic acid	Lin	775.8	711.1		1480	1430	3.4	15.0

FORM VII
HERBICIDES CONTINUING CALIBRATION RETENTION TIME SUMMARY

Lab Name: TestAmerica Edison Job No.: 460-32106-1

SDG No.:

Lab Sample ID: CCVRT 460-89200/2 Calibration Date: 10/12/2011 07:01

Instrument ID: PESTGC3 Calib Start Date: 09/09/2011 10:12

GC Column: DB-5 ID: 0.53(mm) Calib End Date: 09/09/2011 11:21

Lab File ID: zf112476.d

Analyte	RT	RT WINDOW	
		TO	FROM
2,4-D	6.11	6.05	6.15
Silvex (2,4,5-TP)	8.09	8.03	8.13
2,4-Dichlorophenylacetic acid	4.50	4.45	4.55

FORM VII
HERBICIDES CONTINUING CALIBRATION DATA

Lab Name: TestAmerica Edison Job No.: 460-32106-1

SDG No.:

Lab Sample ID: CCVRT 460-89200/2 Calibration Date: 10/12/2011 07:01

Instrument ID: PESTGC3 Calib Start Date: 09/09/2011 10:12

GC Column: DB-608 ID: 0.53(mm) Calib End Date: 09/09/2011 11:21

Lab File ID: zr112476.d Conc. Units: ug/L

ANALYTE	CURVE TYPE	AVE CF	CF	MIN CF	CALC AMOUNT	SPIKE AMOUNT	%D	MAX %D
2,4-D	Ave	694.7	686.2		696	705	-1.2	15.0
Silvex (2,4,5-TP)	Ave	2783	2904		744	713	4.3	15.0
2,4-Dichlorophenylacetic acid	Lin	484.6	453.3		1490	1430	4.1	15.0

FORM VII
HERBICIDES CONTINUING CALIBRATION RETENTION TIME SUMMARY

Lab Name: TestAmerica Edison Job No.: 460-32106-1

SDG No.:

Lab Sample ID: CCVRT 460-89200/2 Calibration Date: 10/12/2011 07:01

Instrument ID: PESTGC3 Calib Start Date: 09/09/2011 10:12

GC Column: DB-608 ID: 0.53(mm) Calib End Date: 09/09/2011 11:21

Lab File ID: zr112476.d

Analyte	RT	RT WINDOW	
		TO	FROM
2,4-D	5.89	5.83	5.93
Silvex (2,4,5-TP)	7.12	7.06	7.16
2,4-Dichlorophenylacetic acid	4.02	3.97	4.07

FORM VII
HERBICIDES CONTINUING CALIBRATION DATA

Lab Name: TestAmerica Edison Job No.: 460-32106-1

SDG No.:

Lab Sample ID: CCV 460-89200/13 Calibration Date: 10/12/2011 10:15

Instrument ID: PESTGC3 Calib Start Date: 09/09/2011 10:12

GC Column: DB-5 ID: 0.53(mm) Calib End Date: 09/09/2011 11:21

Lab File ID: zf112487.d Conc. Units: ug/L

ANALYTE	CURVE TYPE	AVE CF	CF	MIN CF	CALC AMOUNT	SPIKE AMOUNT	%D	MAX %D
2,4-D	Ave	1042	1001		678	705	-3.9	15.0
Silvex (2,4,5-TP)	Ave	3665	3739		727	713	2.0	15.0
2,4-Dichlorophenylacetic acid	Lin	775.8	694.0		1440	1430	0.4	15.0

FORM VII
HERBICIDES CONTINUING CALIBRATION RETENTION TIME SUMMARY

Lab Name: TestAmerica Edison Job No.: 460-32106-1

SDG No.:

Lab Sample ID: CCV 460-89200/13 Calibration Date: 10/12/2011 10:15

Instrument ID: PESTGC3 Calib Start Date: 09/09/2011 10:12

GC Column: DB-5 ID: 0.53(mm) Calib End Date: 09/09/2011 11:21

Lab File ID: zf112487.d

Analyte	RT	RT WINDOW	
		TO	FROM
2,4-D	6.10	6.05	6.15
Silvex (2,4,5-TP)	8.08	8.03	8.13
2,4-Dichlorophenylacetic acid	4.50	4.45	4.55

FORM VII
HERBICIDES CONTINUING CALIBRATION DATA

Lab Name: TestAmerica Edison Job No.: 460-32106-1

SDG No.:

Lab Sample ID: CCV 460-89200/13 Calibration Date: 10/12/2011 10:15

Instrument ID: PESTGC3 Calib Start Date: 09/09/2011 10:12

GC Column: DB-608 ID: 0.53(mm) Calib End Date: 09/09/2011 11:21

Lab File ID: zr112487.d Conc. Units: ug/L

ANALYTE	CURVE TYPE	AVE CF	CF	MIN CF	CALC AMOUNT	SPIKE AMOUNT	%D	MAX %D
2,4-D	Ave	694.7	642.9		652	705	-7.4	15.0
Silvex (2,4,5-TP)	Ave	2783	2836		726	713	1.9	15.0
2,4-Dichlorophenylacetic acid	Lin	484.6	440.5		1440	1430	0.6	15.0

FORM VII
HERBICIDES CONTINUING CALIBRATION RETENTION TIME SUMMARY

Lab Name: TestAmerica Edison Job No.: 460-32106-1

SDG No.:

Lab Sample ID: CCV 460-89200/13 Calibration Date: 10/12/2011 10:15

Instrument ID: PESTGC3 Calib Start Date: 09/09/2011 10:12

GC Column: DB-608 ID: 0.53(mm) Calib End Date: 09/09/2011 11:21

Lab File ID: zr112487.d

Analyte	RT	RT WINDOW	
		TO	FROM
2,4-D	5.88	5.83	5.93
Silvex (2,4,5-TP)	7.11	7.06	7.16
2,4-Dichlorophenylacetic acid	4.02	3.97	4.07

FORM I
HERBICIDES ORGANICS ANALYSIS DATA SHEET

Lab Name: TestAmerica Edison Job No.: 460-32106-1

SDG No.:

Client Sample ID: Lab Sample ID: MB 460-89113/1-A

Matrix: Solid Lab File ID: zf112477.d

Analysis Method: 8151A Date Collected:

Extraction Method: 8151A Date Extracted: 10/11/2011 16:57

Sample wt/vol: 15.00(mL) Date Analyzed: 10/12/2011 07:22

Con. Extract Vol.: 5.00(mL) Dilution Factor: 1

Injection Volume: GC Column: DB-5 ID: 0.53(mm)

% Moisture: GPC Cleanup:(Y/N) N

Analysis Batch No.: 89200 Units: mg/L

CAS NO.	COMPOUND NAME	RESULT	Q	RL	RL
94-75-7	2,4-D	0.080	U	0.080	0.080
93-72-1	Silvex (2,4,5-TP)	0.080	U	0.080	0.080

CAS NO.	SURROGATE	%REC	Q	LIMITS
19719-28-9	2,4-Dichlorophenylacetic acid	104		87-150

Data File: zf112477.d
Report Date: 12-Oct-2011 08:45

TestAmerica

GC ORGANICS QUANTITATION REPORT

Data file : /chem1/PESTGC3.i/TCLPherbT/front/Oct11/10-12-11/12oct11a.b/zf112477.d
Lab Smp Id: MB 460-89113/1-A
Inj Date : 12-OCT-2011 07:22
Operator : 171 Inst ID: PESTGC3.i
Smp Info : MB 460-89113/1-A
Misc Info :
Comment :
Method : /chem1/PESTGC3.i/TCLPherbT/front/Oct11/10-12-11/12oct11a.b/08ZfTCLPHERB
Meth Date : 12-Oct-2011 07:19 sita Quant Type: ESTD
Cal Date : 09-SEP-2011 10:29 Cal File: zf111949.d
Als bottle: 3 QC Sample: BLANK
Dil Factor: 1.00000
Integrator: Falcon Compound Sublist: DTPTCLPherb.sub
Target Version: 3.50 Sample Matrix: WATER
Processing Host: hpd3

Concentration Formula: Amt * DF * Vt/Vo * CpndVariable

Name	Value	Description
DF	1.00000	Dilution Factor
Vt	5.00000	Volume of final extract (mL)
Vo	15.00000	Volume of sample extracted (mL)

Cpnd Variable Local Compound Variable

				CONCENTRATIONS ON-COL	CONCENTRATIONS FINAL		
RT	EXP RT	DLT RT	RESPONSE	(ug/L)	(ug/L)	TARGET RANGE	RATIO
$ 4 DCAA (surr)					CAS #: 19719-28-9		
4.503	4.500	0.003	769823	1038.38	350	80.00- 120.00	100.00

Data File: zf112477.d

Date: 12-OCT-2011 07:22

Client ID: Instrument: PESTGC3.i

Sample Info: MB 460-89113/1-A Operator: 171

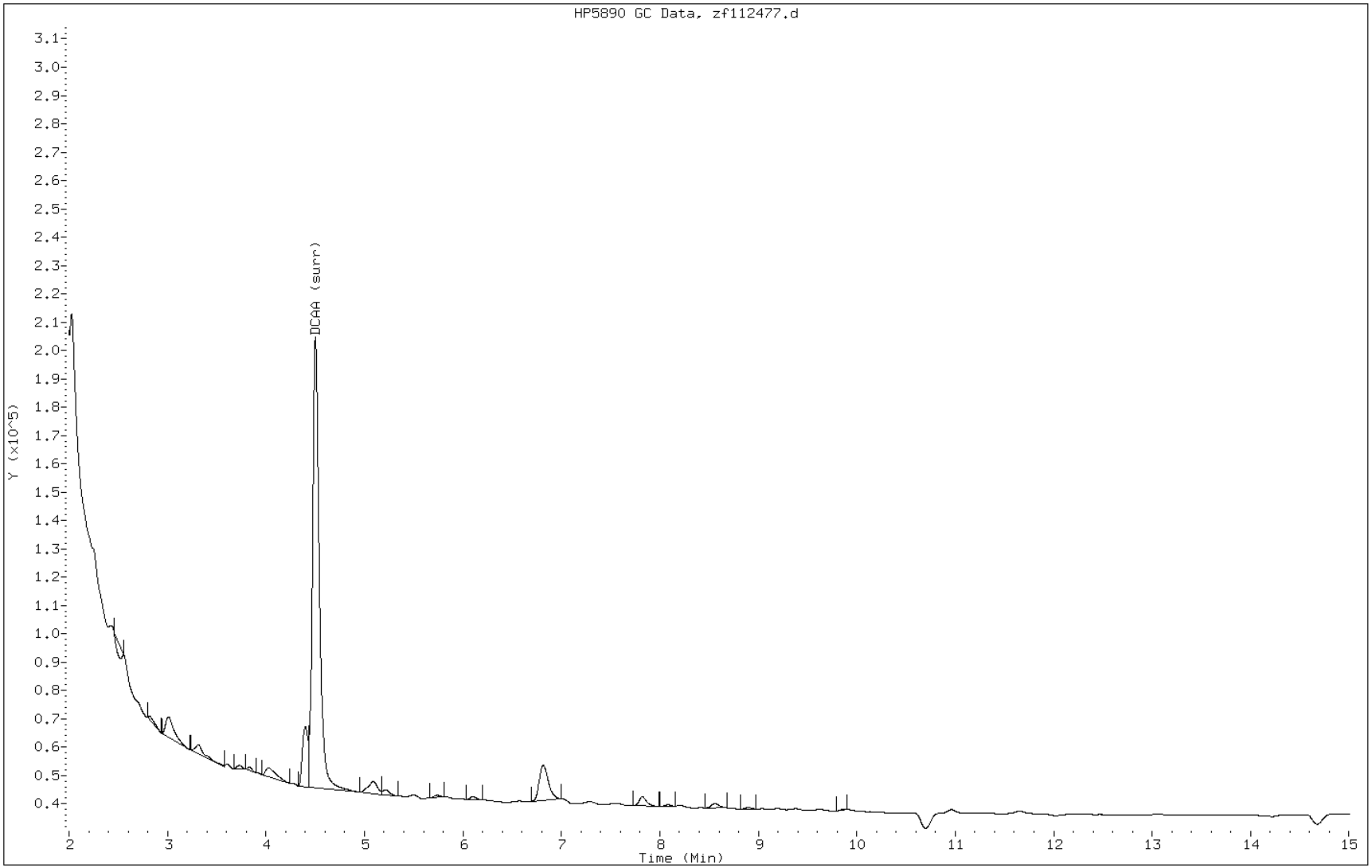

FORM I
HERBICIDES ORGANICS ANALYSIS DATA SHEET

Lab Name: TestAmerica Edison Job No.: 460-32106-1

SDG No.:

Client Sample ID: Lab Sample ID: MB 460-89113/1-A

Matrix: Solid Lab File ID: zr112477.d

Analysis Method: 8151A Date Collected:

Extraction Method: 8151A Date Extracted: 10/11/2011 16:57

Sample wt/vol: 15.00(mL) Date Analyzed: 10/12/2011 07:22

Con. Extract Vol.: 5.00(mL) Dilution Factor: 1

Injection Volume: GC Column: DB-608 ID: 0.53(mm)

% Moisture: GPC Cleanup:(Y/N) N

Analysis Batch No.: 89200 Units: mg/L

CAS NO.	SURROGATE	%REC	Q	LIMITS
19719-28-9	2,4-Dichlorophenylacetic acid	107		87-150

Data File: zr112477.d
Report Date: 12-Oct-2011 08:47

TestAmerica

GC ORGANICS QUANTITATION REPORT

Data file : /chem1/PESTGC3.i/TCLPherbT/rear/Oct11/10-12-11/12oct11a.b/zr112477.d
Lab Smp Id: MB 460-89113/1-A
Inj Date : 12-OCT-2011 07:22
Operator : Inst ID: PESTGC3.i
Smp Info : MB 460-89113/1-A
Misc Info :
Comment :
Method : /chem1/PESTGC3.i/TCLPherbT/rear/Oct11/10-12-11/12oct11a.b/08ZrTCLPHERBS
Meth Date : 12-Oct-2011 07:18 sita Quant Type: ESTD
Cal Date : 09-SEP-2011 11:21 Cal File: zr111952.d
Als bottle: 3 QC Sample: BLANK
Dil Factor: 1.00000
Integrator: Falcon Compound Sublist: DTPTCLPherb.sub
Target Version: 3.50 Sample Matrix: WATER
Processing Host: hpd3

Concentration Formula: Amt * DF * Vt/Vo * CpndVariable

Name	Value	Description
DF	1.00000	Dilution Factor
Vt	5.00000	Volume of final extract (mL)
Vo	15.00000	Volume of sample extracted (mL)

Cpnd Variable Local Compound Variable

RT	EXP RT	DLT RT	RESPONSE	CONCENTRATIONS ON-COL (ug/L)	CONCENTRATIONS FINAL (ug/L)	TARGET RANGE	RATIO
$ 4 DCAA (surr)					CAS #: 19719-28-9		
4.018	4.018	0.000	495738	1075.00	360	80.00- 120.00	100.00

Data File: zr112477.d

Date: 12-OCT-2011 07:22

Client ID: Instrument: PESTGC3.i

Sample Info: MB 460-89113/1-A Operator: 171

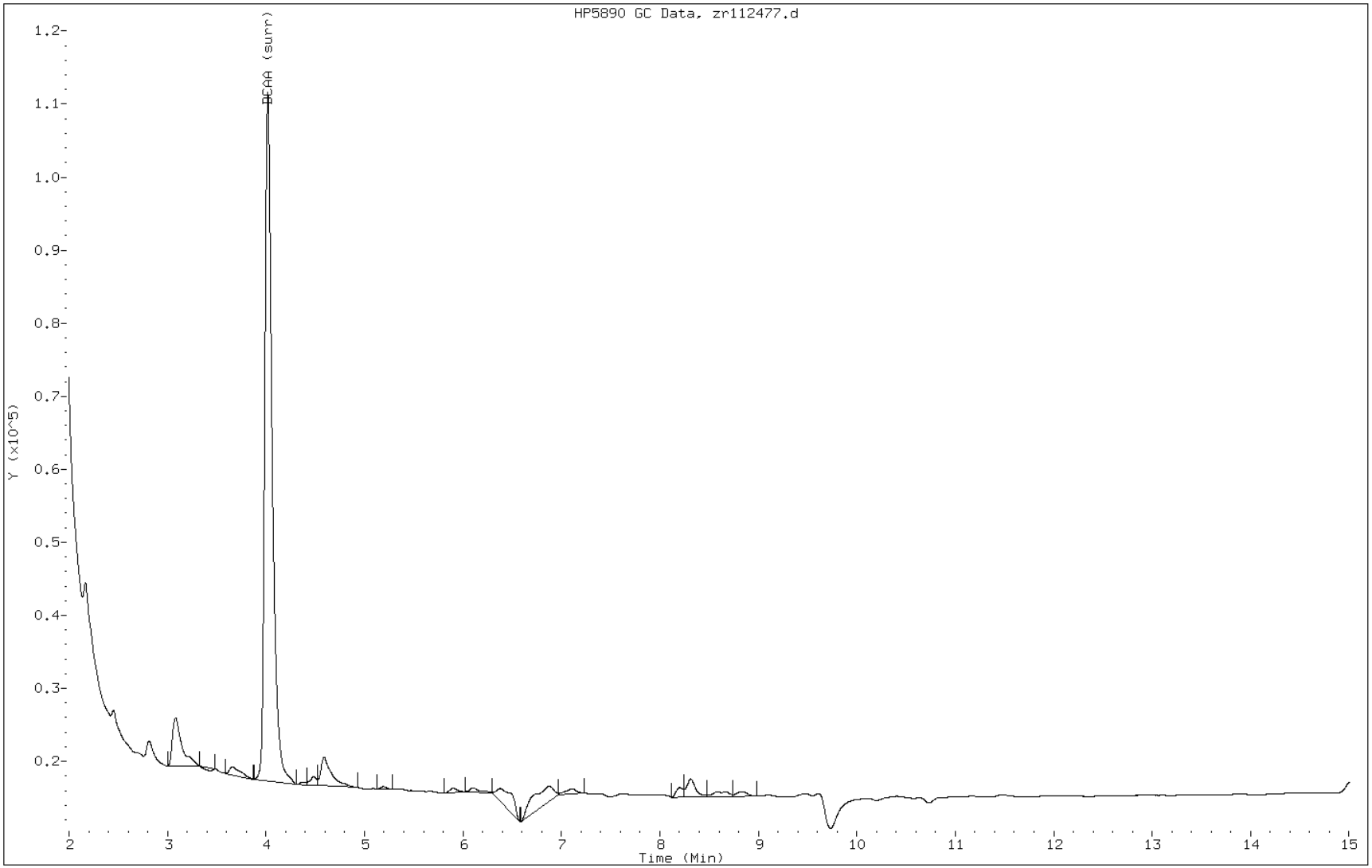

FORM I
HERBICIDES ORGANICS ANALYSIS DATA SHEET

Lab Name: TestAmerica Edison Job No.: 460-32106-1

SDG No.:

Client Sample ID: Lab Sample ID: LB 460-88973/1-D

Matrix: Solid (TCLP) Lab File ID: zf112486.d

Analysis Method: 8151A Date Collected:

Extraction Method: 8151A Date Extracted: 10/11/2011 16:57

Sample wt/vol: 15.00(mL) Date Analyzed: 10/12/2011 09:58

Con. Extract Vol.: 5.00(mL) Dilution Factor: 1

Injection Volume: GC Column: DB-5 ID: 0.53(mm)

% Moisture: GPC Cleanup:(Y/N) N

Analysis Batch No.: 89200 Units: mg/L

CAS NO.	COMPOUND NAME	RESULT	Q	RL	RL
94-75-7	2,4-D	0.080	U	0.080	0.080
93-72-1	Silvex (2,4,5-TP)	0.080	U	0.080	0.080

CAS NO.	SURROGATE	%REC	Q	LIMITS
19719-28-9	2,4-Dichlorophenylacetic acid	88		87-150

Data File: zf112486.d
Report Date: 12-Oct-2011 10:24

TestAmerica

GC ORGANICS QUANTITATION REPORT

Data file : /chem1/PESTGC3.i/TCLPherbT/front/Oct11/10-12-11/12oct11a.b/zf112486.d
Lab Smp Id: LB 460-88973/1-D
Inj Date : 12-OCT-2011 09:58
Operator : 171 Inst ID: PESTGC3.i
Smp Info : LB 460-88973/1-D
Misc Info :
Comment   :
Method   : /chem1/PESTGC3.i/TCLPherbT/front/Oct11/10-12-11/12oct11a.b/08ZfTCLPHERB
Meth Date : 12-Oct-2011 09:51 ladaor Quant Type: ESTD
Cal Date : 09-SEP-2011 10:29 Cal File: zf111949.d
Als bottle: 12 QC Sample: BLANK
Dil Factor: 1.00000
Integrator: Falcon Compound Sublist: DTPTCLPherb.sub
Target Version: 3.50 Sample Matrix: WATER
Processing Host: hpd3

Concentration Formula: Amt * DF * Vt/Vo * CpndVariable

Name	Value	Description
DF	1.00000	Dilution Factor
Vt	5.00000	Volume of final extract (mL)
Vo	15.00000	Volume of sample extracted (mL)

Cpnd Variable Local Compound Variable

RT	EXP RT	DLT RT	RESPONSE	CONCENTRATIONS ON-COL (ug/L)	CONCENTRATIONS FINAL (ug/L)	TARGET RANGE	RATIO
$ 4 DCAA (surr)					CAS #: 19719-28-9		
4.498	4.500	-0.002	681440	881.084	290	80.00- 120.00	100.00(M)

QC Flag Legend

M - Compound response manually integrated.

Data File: zf112486.d

Date: 12-OCT-2011 09:58

Client ID: Instrument: PESTGC3.i

Sample Info: LB 460-88973/1-D Operator: 171

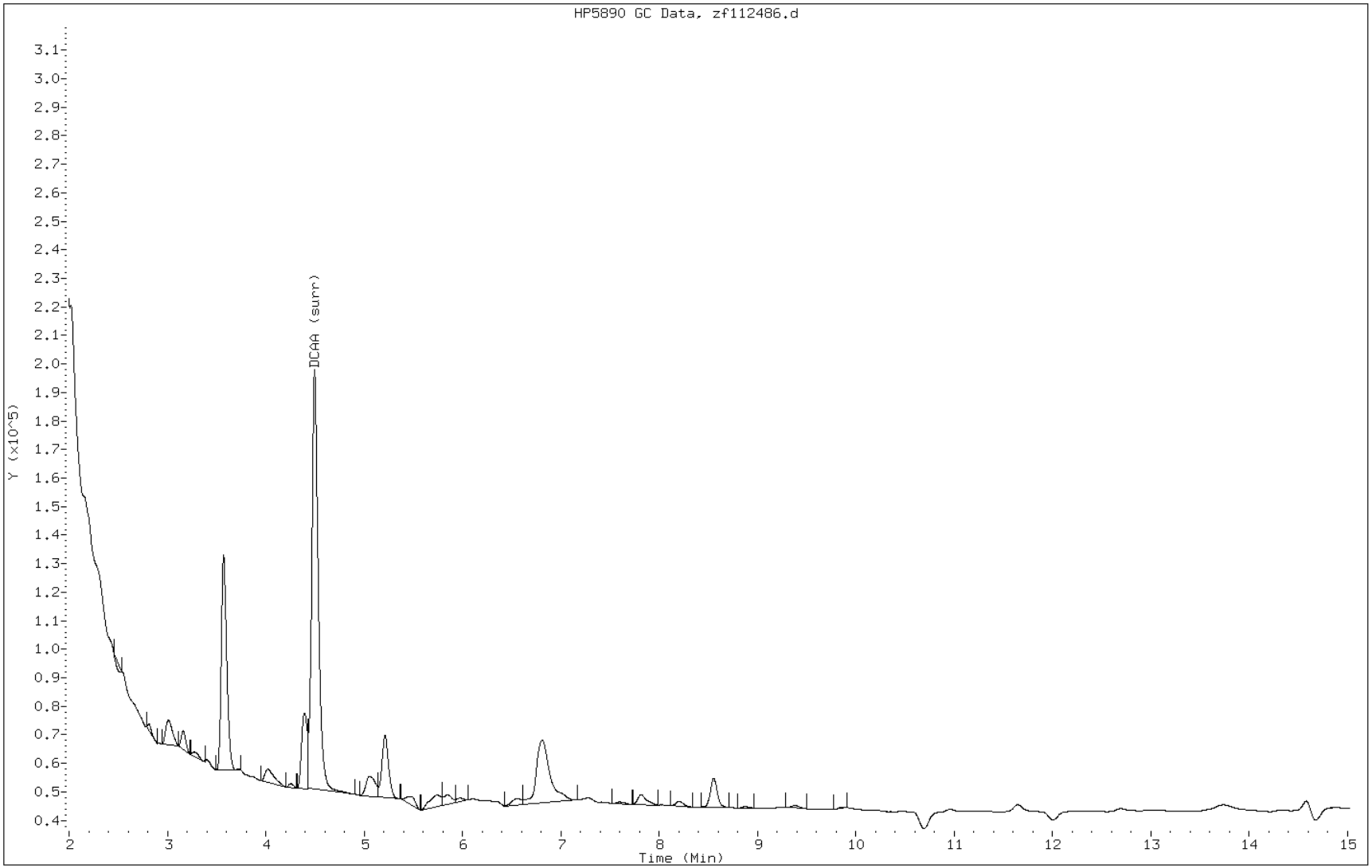

Manual Integration Report

Data File: zf112486.d
Inj. Date and Time: 12-OCT-2011 09:58
Instrument ID: PESTGC3.i
Client ID:
Compound: 4 DCAA (surr)
CAS #: 19719-28-9
Report Date: 10/12/2011

Processing Integration Results

RT: 4.50

Response: 677996

Amount: 874.95

Conc: 291.65

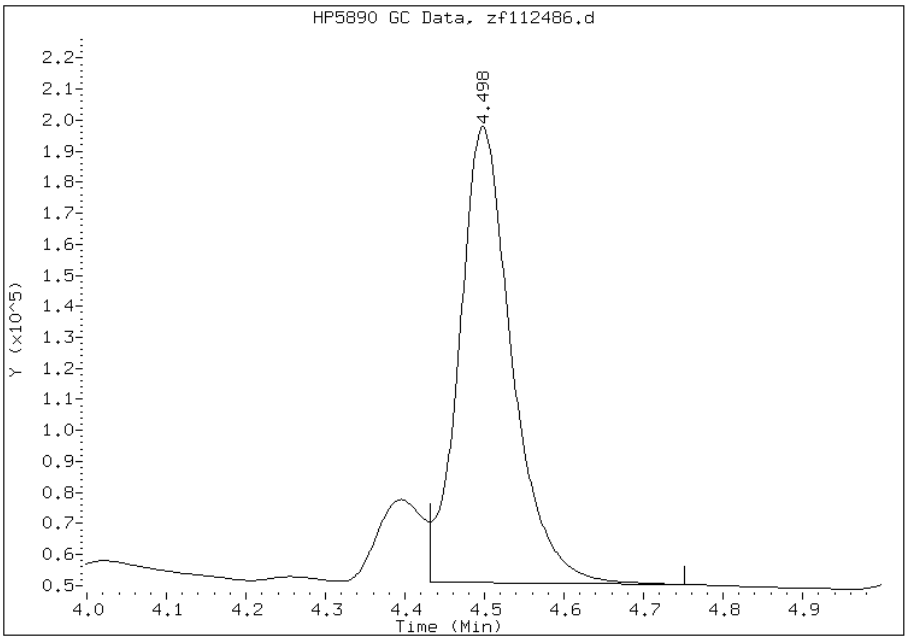

Manual Integration Results

RT: 4.50

Response: 681440

Amount: 881.08

Conc: 293.69

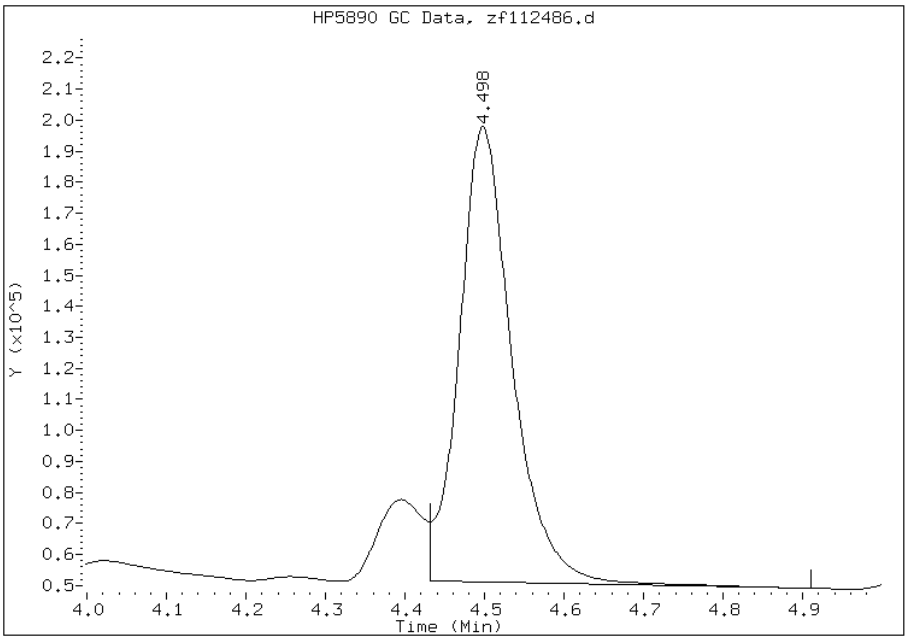

Manually Integrated By: ladaor
Manual Integration Reason: Baseline Event

FORM I
HERBICIDES ORGANICS ANALYSIS DATA SHEET

Lab Name: TestAmerica Edison Job No.: 460-32106-1

SDG No.:

Client Sample ID: Lab Sample ID: LB 460-88973/1-D

Matrix: Solid (TCLP) Lab File ID: zr112486.d

Analysis Method: 8151A Date Collected:

Extraction Method: 8151A Date Extracted: 10/11/2011 16:57

Sample wt/vol: 15.00(mL) Date Analyzed: 10/12/2011 09:58

Con. Extract Vol.: 5.00(mL) Dilution Factor: 1

Injection Volume: GC Column: DB-608 ID: 0.53(mm)

% Moisture: GPC Cleanup:(Y/N) N

Analysis Batch No.: 89200 Units: mg/L

CAS NO.	SURROGATE	%REC	Q	LIMITS
19719-28-9	2,4-Dichlorophenylacetic acid	95		87-150

Data File: zr112486.d
Report Date: 12-Oct-2011 10:22

TestAmerica

GC ORGANICS QUANTITATION REPORT

Data file : /chem1/PESTGC3.i/TCLPherbT/rear/Oct11/10-12-11/12oct11a.b/zr112486.d
Lab Smp Id: LB 460-88973/1-D
Inj Date : 12-OCT-2011 09:58
Operator : Inst ID: PESTGC3.i
Smp Info : LB 460-88973/1-D
Misc Info :
Comment :
Method : /chem1/PESTGC3.i/TCLPherbT/rear/Oct11/10-12-11/12oct11a.b/08ZrTCLPHERBS
Meth Date : 12-Oct-2011 07:18 sita Quant Type: ESTD
Cal Date : 09-SEP-2011 11:21 Cal File: zr111952.d
Als bottle: 12 QC Sample: BLANK
Dil Factor: 1.00000
Integrator: Falcon Compound Sublist: DTPTCLPherb.sub
Target Version: 3.50 Sample Matrix: WATER
Processing Host: hpd3

Concentration Formula: Amt * DF * Vt/Vo * CpndVariable

Name	Value	Description
DF	1.00000	Dilution Factor
Vt	5.00000	Volume of final extract (mL)
Vo	15.00000	Volume of sample extracted (mL)

Cpnd Variable Local Compound Variable

				CONCENTRATIONS ON-COL	CONCENTRATIONS FINAL		
RT	EXP RT	DLT RT	RESPONSE	(ug/L)	(ug/L)	TARGET RANGE	RATIO
$ 4 DCAA (surr)					CAS #: 19719-28-9		
4.015	4.018	-0.003	450587	952.757	320	80.00- 120.00	100.00

Data File: zr112486.d

Date: 12-OCT-2011 09:58

Client ID: Instrument: PESTGC3.i

Sample Info: LB 460-88973/1-D Operator: 171

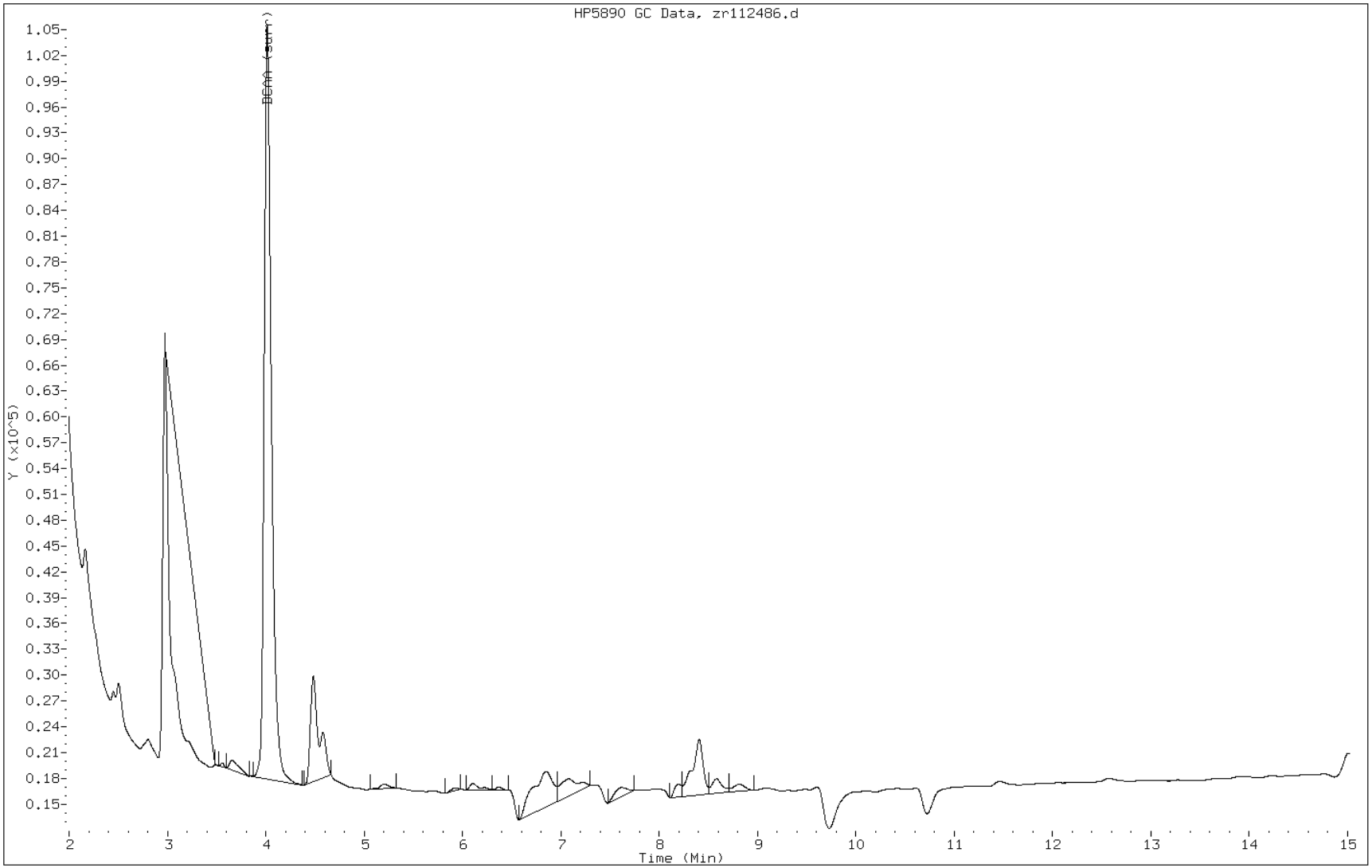

FORM I
HERBICIDES ORGANICS ANALYSIS DATA SHEET

Lab Name: TestAmerica Edison | Job No.: 460-32106-1

SDG No.:

Client Sample ID: | Lab Sample ID: LCS 460-89113/2-A

Matrix: Solid | Lab File ID: zf112478.d

Analysis Method: 8151A | Date Collected:

Extraction Method: 8151A | Date Extracted: 10/11/2011 16:57

Sample wt/vol: 15.00(mL) | Date Analyzed: 10/12/2011 07:39

Con. Extract Vol.: 5.00(mL) | Dilution Factor: 1

Injection Volume: | GC Column: DB-5 ID: 0.53(mm)

% Moisture: | GPC Cleanup:(Y/N) N

Analysis Batch No.: 89200 | Units: mg/L

CAS NO.	COMPOUND NAME	RESULT	Q	RL	RL
94-75-7	*2,4-D*	*0.275*		*0.080*	*0.080*
93-72-1	*Silvex (2,4,5-TP)*	*0.134*		*0.080*	*0.080*

CAS NO.	SURROGATE	%REC	Q	LIMITS
19719-28-9	2,4-Dichlorophenylacetic acid	107		87-150

Data File: zf112478.d
Report Date: 12-Oct-2011 08:39

TestAmerica

GC ORGANICS QUANTITATION REPORT

Data file : /chem1/PESTGC3.i/TCLPherbT/front/Oct11/10-12-11/12oct11a.b/zf112478.d
Lab Smp Id: LCS 460-89113/2-A
Inj Date : 12-OCT-2011 07:39
Operator : 171 Inst ID: PESTGC3.i
Smp Info : LCS 460-89113/2-A
Misc Info :
Comment :
Method : /chem1/PESTGC3.i/TCLPherbT/front/Oct11/10-12-11/12oct11a.b/08ZfTCLPHERB
Meth Date : 12-Oct-2011 07:19 sita Quant Type: ESTD
Cal Date : 09-SEP-2011 10:29 Cal File: zf111949.d
Als bottle: 4 QC Sample: LCS
Dil Factor: 1.00000
Integrator: Falcon Compound Sublist: DTPTCLPherb.sub
Target Version: 3.50 Sample Matrix: WATER
Processing Host: hpd3

Concentration Formula: Amt * DF * Vt/Vo * CpndVariable

Name	Value	Description
DF	1.00000	Dilution Factor
Vt	5.00000	Volume of final extract (mL)
Vo	15.00000	Volume of sample extracted (mL)

Cpnd Variable Local Compound Variable

				CONCENTRATIONS ON-COL	FINAL		
RT	EXP RT	DLT RT	RESPONSE	(ug/L)	(ug/L)	TARGET RANGE	RATIO
1 2,4-D					CAS #: 94-75-7		
6.100	6.105	-0.005	858338	824.129	270	80.00- 120.00	100.00
2 2,4,5-TP (Silvex)					CAS #: 93-72-1		
8.083	8.085	-0.002	1475600	402.579	130	80.00- 120.00	100.00
$ 4 DCAA (surr)					CAS #: 19719-28-9		
4.498	4.500	-0.002	788030	1070.79	360	80.00- 120.00	100.00

Data File: zf112478.d

Date: 12-OCT-2011 07:39

Client ID: Instrument: PESTGC3.i

Sample Info: LCS 460-89113/2-A Operator: 171

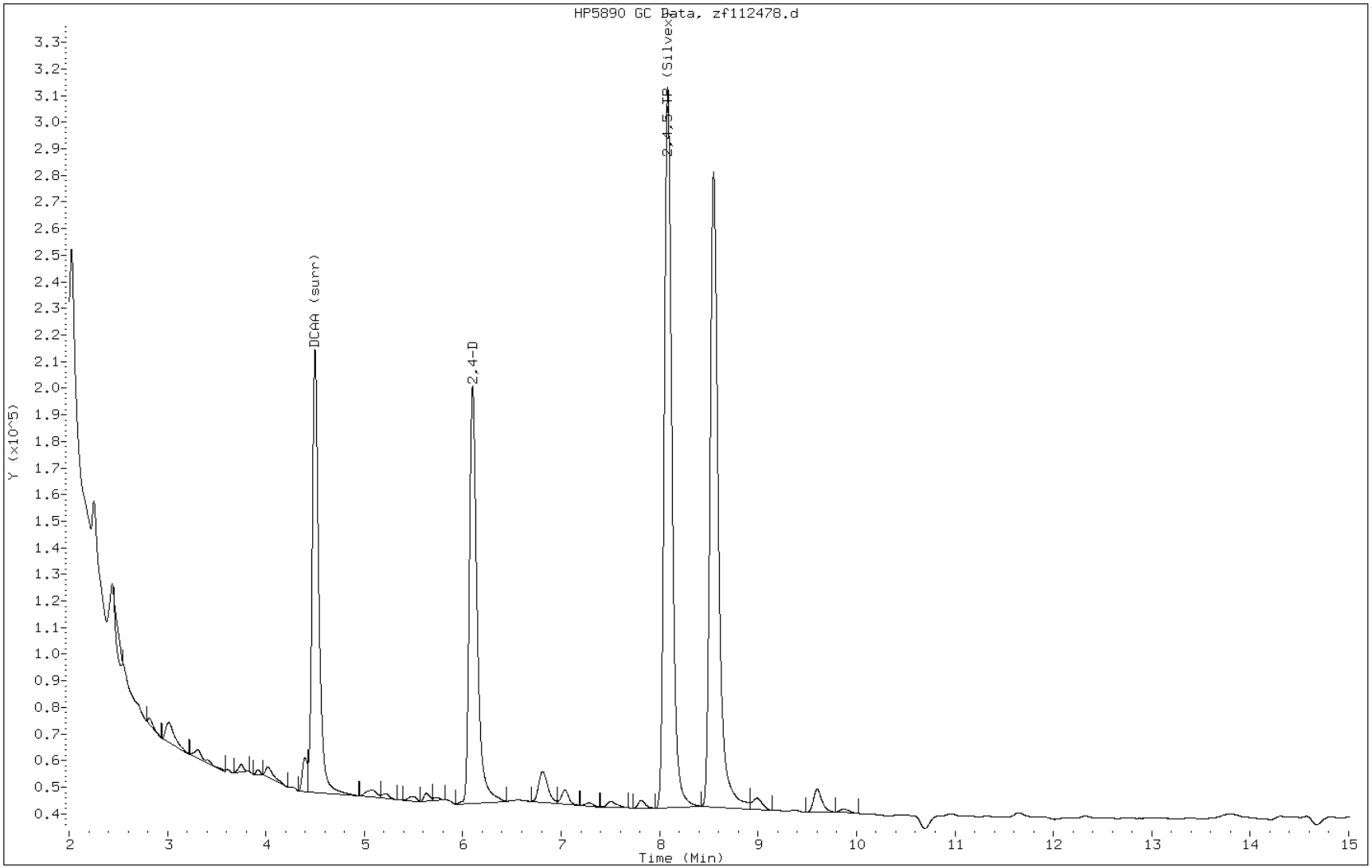

FORM I
HERBICIDES ORGANICS ANALYSIS DATA SHEET

Lab Name: TestAmerica Edison Job No.: 460-32106-1

SDG No.:

Client Sample ID: Lab Sample ID: LCS 460-89113/2-A

Matrix: Solid Lab File ID: zr112478.d

Analysis Method: 8151A Date Collected:

Extraction Method: 8151A Date Extracted: 10/11/2011 16:57

Sample wt/vol: 15.00(mL) Date Analyzed: 10/12/2011 07:39

Con. Extract Vol.: 5.00(mL) Dilution Factor: 1

Injection Volume: GC Column: DB-608 ID: 0.53(mm)

% Moisture: GPC Cleanup:(Y/N) N

Analysis Batch No.: 89200 Units: mg/L

CAS NO.	COMPOUND NAME	RESULT	Q	RL	RL
94-75-7	2,4-D	0.298		0.080	0.080
93-72-1	Silvex (2,4,5-TP)	0.135		0.080	0.080

CAS NO.	SURROGATE	%REC	Q	LIMITS
19719-28-9	2,4-Dichlorophenylacetic acid	113		87-150

Data File: zr112478.d
Report Date: 12-Oct-2011 09:00

TestAmerica

GC ORGANICS QUANTITATION REPORT

Data file : /chem1/PESTGC3.i/TCLPherbT/rear/Oct11/10-12-11/12oct11a.b/zr112478.d
Lab Smp Id: LCS 460-89113/2-A
Inj Date : 12-OCT-2011 07:39
Operator : Inst ID: PESTGC3.i
Smp Info : LCS 460-89113/2-A
Misc Info :
Comment :
Method : /chem1/PESTGC3.i/TCLPherbT/rear/Oct11/10-12-11/12oct11a.b/08ZrTCLPHERBS
Meth Date : 12-Oct-2011 07:18 sita Quant Type: ESTD
Cal Date : 09-SEP-2011 11:21 Cal File: zr111952.d
Als bottle: 4 QC Sample: LCS
Dil Factor: 1.00000
Integrator: Falcon Compound Sublist: DTPTCLPherb.sub
Target Version: 3.50 Sample Matrix: WATER
Processing Host: hpd3

Concentration Formula: Amt * DF * Vt/Vo * CpndVariable

Name	Value	Description
DF	1.00000	Dilution Factor
Vt	5.00000	Volume of final extract (mL)
Vo	15.00000	Volume of sample extracted (mL)

Cpnd Variable Local Compound Variable

				CONCENTRATIONS ON-COL	CONCENTRATIONS FINAL		
RT	EXP RT	DLT RT	RESPONSE	(ug/L)	(ug/L)	TARGET RANGE	RATIO
1 2,4-D					CAS #: 94-75-7		
5.882	5.887	-0.005	621817	895.115	300	80.00- 120.00	100.00(M)
2 2,4,5-TP (Silvex)					CAS #: 93-72-1		
7.115	7.117	-0.002	1129916	406.000	140	80.00- 120.00	100.00(M)
$ 4 DCAA (surr)					CAS #: 19719-28-9		
4.017	4.018	-0.001	515785	1129.28	380	80.00- 120.00	100.00

QC Flag Legend

M - Compound response manually integrated.

Data File: zr112478.d

Date: 12-OCT-2011 07:39

Client ID: Instrument: PESTGC3.i

Sample Info: LCS 460-89113/2-A Operator: 171

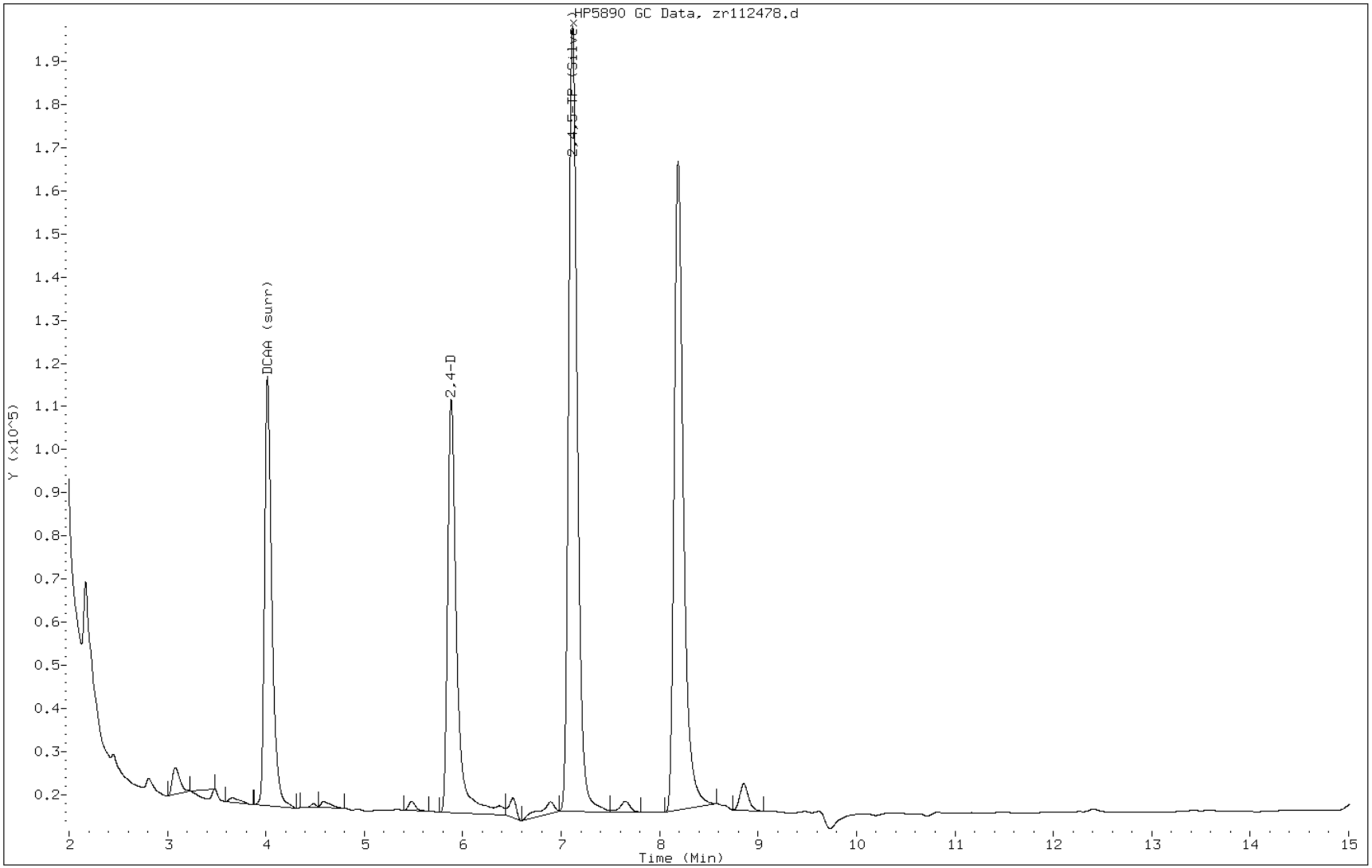

Manual Integration Report

Data File: zr112478.d
Inj. Date and Time: 12-OCT-2011 07:39
Instrument ID: PESTGC3.i
Client ID:
Compound: 1 2,4-D
CAS #: 94-75-7
Report Date: 10/12/2011

Processing Integration Results

RT: 5.88

Response: 640646

Amount: 922.22

Conc: 307.41

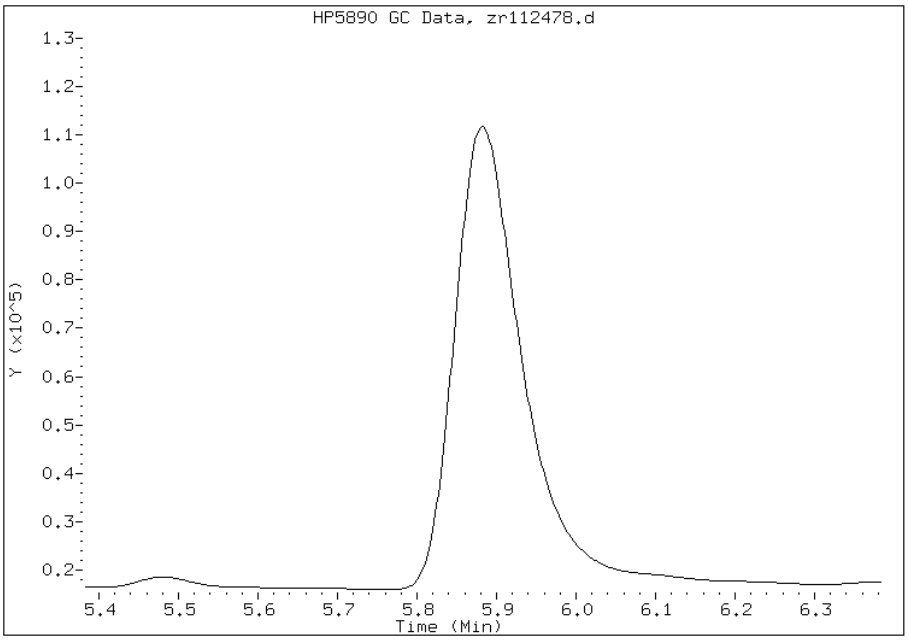

Manual Integration Results

RT: 5.88

Response: 621817

Amount: 895.11

Conc: 298.37

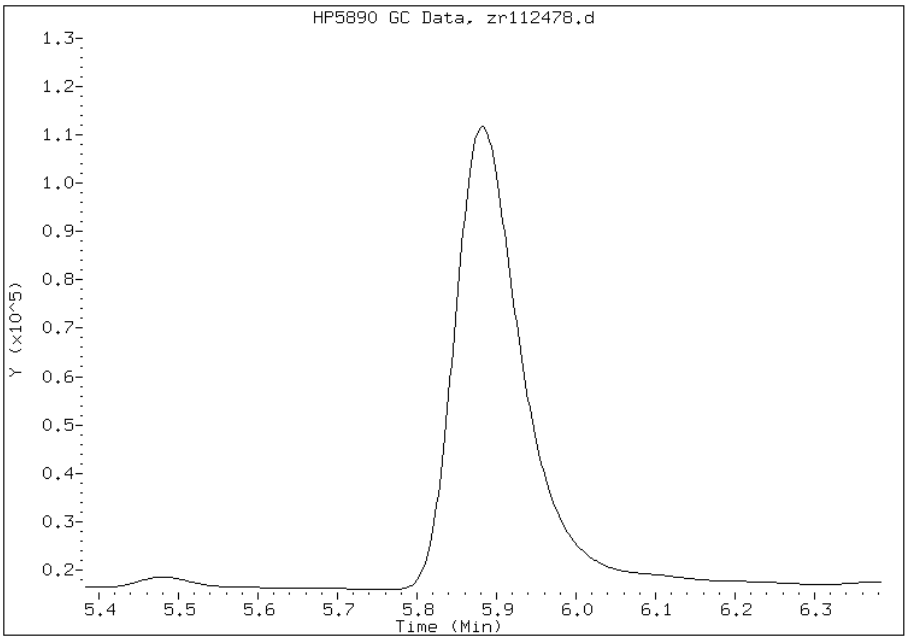

Manually Integrated By: ladaor
Manual Integration Reason: Baseline Event

Manual Integration Report

Data File: zr112478.d
Inj. Date and Time: 12-OCT-2011 07:39
Instrument ID: PESTGC3.i
Client ID:
Compound: 2 2,4,5-TP (Silvex)
CAS #: 93-72-1
Report Date: 10/12/2011

Processing Integration Results

RT: 7.12

Response: 1163703

Amount: 418.14

Conc: 139.38

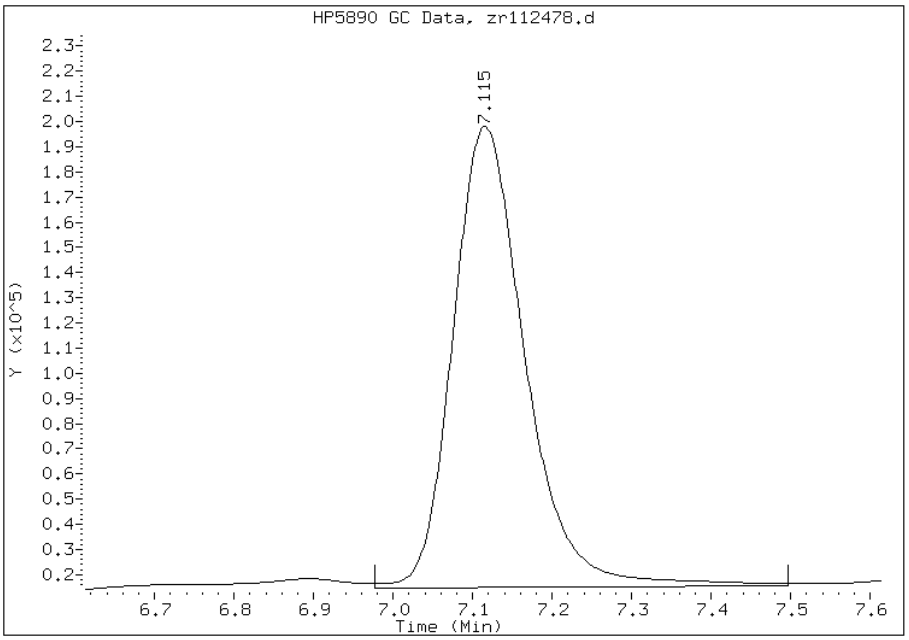

Manual Integration Results

RT: 7.12

Response: 1129916

Amount: 406.00

Conc: 135.33

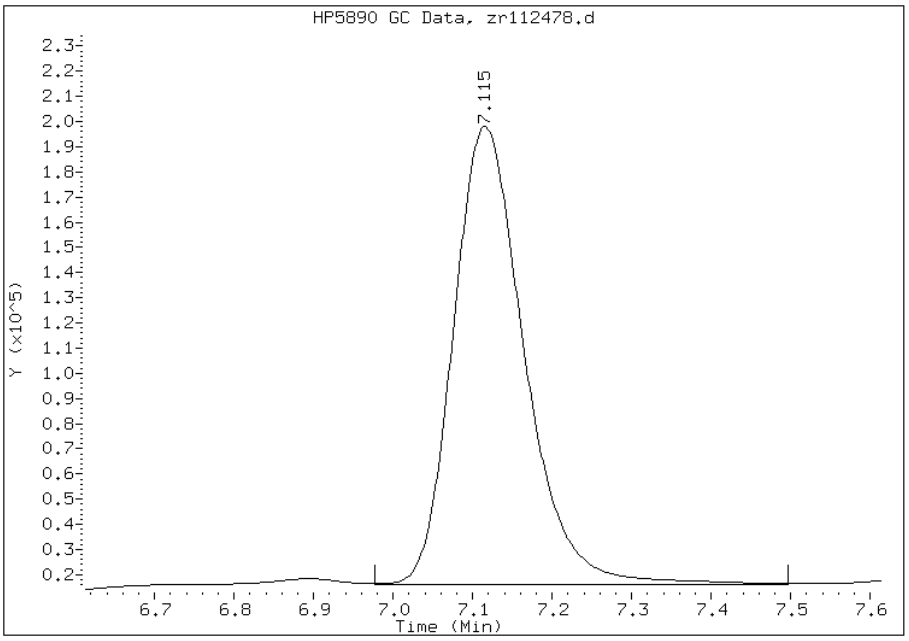

Manually Integrated By: ladaor
Manual Integration Reason: Baseline Event

FORM I
HERBICIDES ORGANICS ANALYSIS DATA SHEET

Lab Name: TestAmerica Edison | Job No.: 460-32106-1

SDG No.:

Client Sample ID: | Lab Sample ID: LCSD 460-89113/3-A

Matrix: Solid | Lab File ID: zf112479.d

Analysis Method: 8151A | Date Collected:

Extraction Method: 8151A | Date Extracted: 10/11/2011 16:57

Sample wt/vol: 15.00(mL) | Date Analyzed: 10/12/2011 07:56

Con. Extract Vol.: 5.00(mL) | Dilution Factor: 1

Injection Volume: | GC Column: DB-5 ID: 0.53(mm)

% Moisture: | GPC Cleanup:(Y/N) N

Analysis Batch No.: 89200 | Units: mg/L

CAS NO.	COMPOUND NAME	RESULT	Q	RL	RL
94-75-7	*2,4-D*	*0.257*		*0.080*	*0.080*
93-72-1	*Silvex (2,4,5-TP)*	*0.127*		*0.080*	*0.080*

CAS NO.	SURROGATE	%REC	Q	LIMITS
19719-28-9	2,4-Dichlorophenylacetic acid	98		87-150

Data File: zf112479.d
Report Date: 12-Oct-2011 08:59

TestAmerica

GC ORGANICS QUANTITATION REPORT

Data file : /chem1/PESTGC3.i/TCLPherbT/front/Oct11/10-12-11/12oct11a.b/zf112479.d
Lab Smp Id: LCSD 460-89113/3-A
Inj Date : 12-OCT-2011 07:56
Operator : 171 Inst ID: PESTGC3.i
Smp Info : LCSD 460-89113/3-A
Misc Info :
Comment :
Method : /chem1/PESTGC3.i/TCLPherbT/front/Oct11/10-12-11/12oct11a.b/08ZfTCLPHERB
Meth Date : 12-Oct-2011 07:19 sita Quant Type: ESTD
Cal Date : 09-SEP-2011 10:29 Cal File: zf111949.d
Als bottle: 5 QC Sample: LCSD
Dil Factor: 1.00000
Integrator: Falcon Compound Sublist: DTPTCLPherb.sub
Target Version: 3.50 Sample Matrix: WATER
Processing Host: hpd3

Concentration Formula: Amt * DF * Vt/Vo * CpndVariable

Name	Value	Description
DF	1.00000	Dilution Factor
Vt	5.00000	Volume of final extract (mL)
Vo	15.00000	Volume of sample extracted (mL)

Cpnd Variable Local Compound Variable

				CONCENTRATIONS ON-COL	CONCENTRATIONS FINAL		
RT	EXP RT	DLT RT	RESPONSE	(ug/L)	(ug/L)	TARGET RANGE	RATIO
1 2,4-D					CAS #: 94-75-7		
6.100	6.105	-0.005	803149	771.139	260	80.00- 120.00	100.00(M)
2 2,4,5-TP (Silvex)					CAS #: 93-72-1		
8.082	8.085	-0.003	1393264	380.115	130	80.00- 120.00	100.00
$ 4 DCAA (surr)					CAS #: 19719-28-9		
4.498	4.500	-0.002	734903	976.235	320	80.00- 120.00	100.00

QC Flag Legend

M - Compound response manually integrated.

Data File: zf112479.d

Date: 12-OCT-2011 07:56

Client ID: Instrument: PESTGC3.i

Sample Info: LCSD 460-89113/3-A Operator: 171

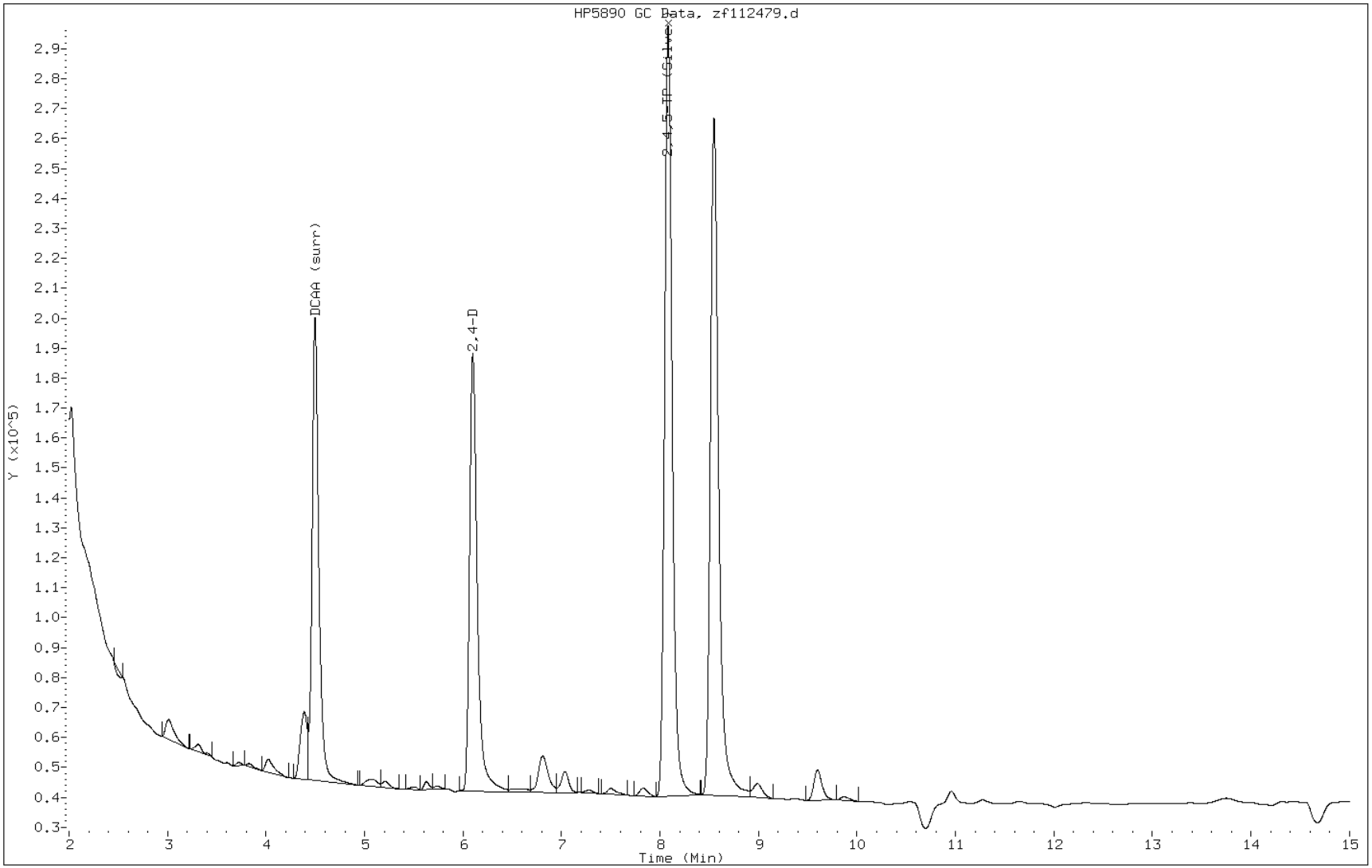

Manual Integration Report

Data File: zf112479.d
Inj. Date and Time: 12-OCT-2011 07:56
Instrument ID: PESTGC3.i
Client ID:
Compound: 1 2,4-D
CAS #: 94-75-7
Report Date: 10/12/2011

Processing Integration Results

RT: 6.10

Response: 791017

Amount: 759.49

Conc: 253.16

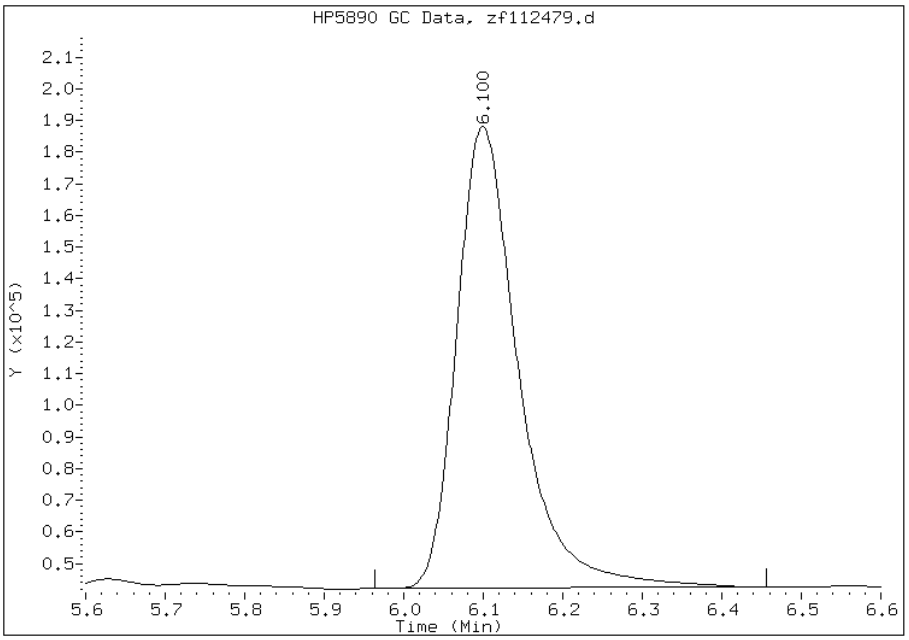

Manual Integration Results

RT: 6.10

Response: 803149

Amount: 771.14

Conc: 257.05

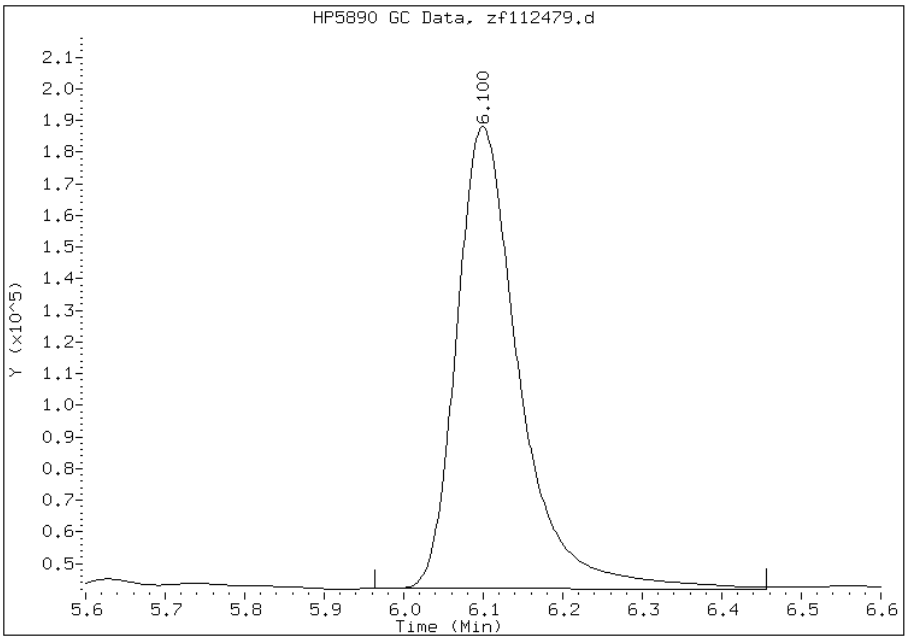

Manually Integrated By: ladaor
Manual Integration Reason: Baseline Event

FORM I
HERBICIDES ORGANICS ANALYSIS DATA SHEET

Lab Name: TestAmerica Edison Job No.: 460-32106-1

SDG No.:

Client Sample ID: Lab Sample ID: LCSD 460-89113/3-A

Matrix: Solid Lab File ID: zr112479.d

Analysis Method: 8151A Date Collected:

Extraction Method: 8151A Date Extracted: 10/11/2011 16:57

Sample wt/vol: 15.00(mL) Date Analyzed: 10/12/2011 07:56

Con. Extract Vol.: 5.00(mL) Dilution Factor: 1

Injection Volume: GC Column: DB-608 ID: 0.53(mm)

% Moisture: GPC Cleanup:(Y/N) N

Analysis Batch No.: 89200 Units: mg/L

CAS NO.	COMPOUND NAME	RESULT	Q	RL	RL
94-75-7	2,4-D	0.274		0.080	0.080
93-72-1	Silvex (2,4,5-TP)	0.130		0.080	0.080

CAS NO.	SURROGATE	%REC	Q	LIMITS
19719-28-9	2,4-Dichlorophenylacetic acid	101		87-150

Data File: zr112479.d
Report Date: 12-Oct-2011 09:01

TestAmerica

GC ORGANICS QUANTITATION REPORT

Data file : /chem1/PESTGC3.i/TCLPherbT/rear/Oct11/10-12-11/12oct11a.b/zr112479.d
Lab Smp Id: LCSD 460-89113/3-A
Inj Date : 12-OCT-2011 07:56
Operator : Inst ID: PESTGC3.i
Smp Info : LCSD 460-89113/3-A
Misc Info :
Comment :
Method : /chem1/PESTGC3.i/TCLPherbT/rear/Oct11/10-12-11/12oct11a.b/08ZrTCLPHERBS
Meth Date : 12-Oct-2011 07:18 sita Quant Type: ESTD
Cal Date : 09-SEP-2011 11:21 Cal File: zr111952.d
Als bottle: 5 QC Sample: LCSD
Dil Factor: 1.00000
Integrator: Falcon Compound Sublist: DTPTCLPherb.sub
Target Version: 3.50 Sample Matrix: WATER
Processing Host: hpd3

Concentration Formula: Amt * DF * Vt/Vo * CpndVariable

Name	Value	Description
DF	1.00000	Dilution Factor
Vt	5.00000	Volume of final extract (mL)
Vo	15.00000	Volume of sample extracted (mL)

Cpnd Variable Local Compound Variable

				CONCENTRATIONS ON-COL	CONCENTRATIONS FINAL		
RT	EXP RT	DLT RT	RESPONSE	(ug/L)	(ug/L)	TARGET RANGE	RATIO
1 2,4-D					CAS #: 94-75-7		
5.882	5.887	-0.005	571846	823.181	270	80.00- 120.00	100.00(M)
2 2,4,5-TP (Silvex)					CAS #: 93-72-1		
7.113	7.117	-0.004	1087975	390.930	130	80.00- 120.00	100.00(M)
$ 4 DCAA (surr)					CAS #: 19719-28-9		
4.015	4.018	-0.003	471030	1008.11	340	80.00- 120.00	100.00

QC Flag Legend

M - Compound response manually integrated.

Data File: zr112479.d

Date: 12-OCT-2011 07:56

Client ID: Instrument: PESTGC3.i

Sample Info: LCSD 460-89113/3-A Operator: 171

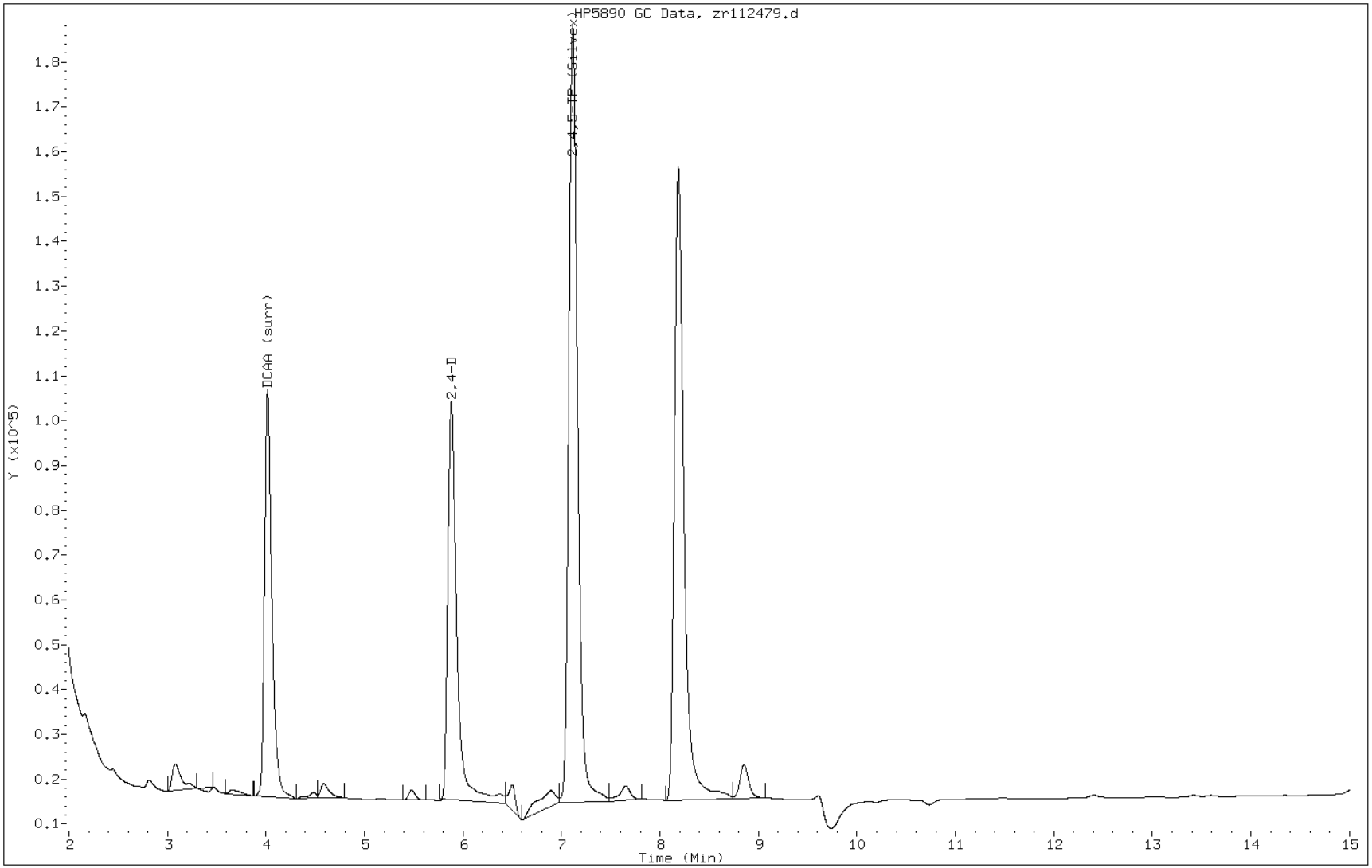

Manual Integration Report

Data File: zr112479.d
Inj. Date and Time: 12-OCT-2011 07:56
Instrument ID: PESTGC3.i
Client ID:
Compound: 1 2,4-D
CAS #: 94-75-7
Report Date: 10/12/2011

Processing Integration Results

RT: 5.88

Response: 636868

Amount: 916.78

Conc: 305.59

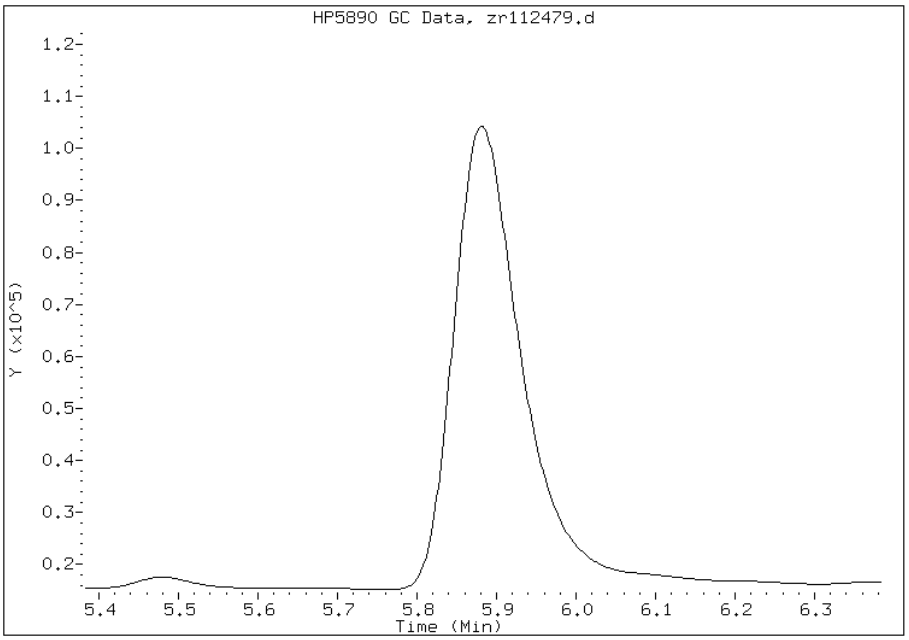

Manual Integration Results

RT: 5.88

Response: 571846

Amount: 823.18

Conc: 274.39

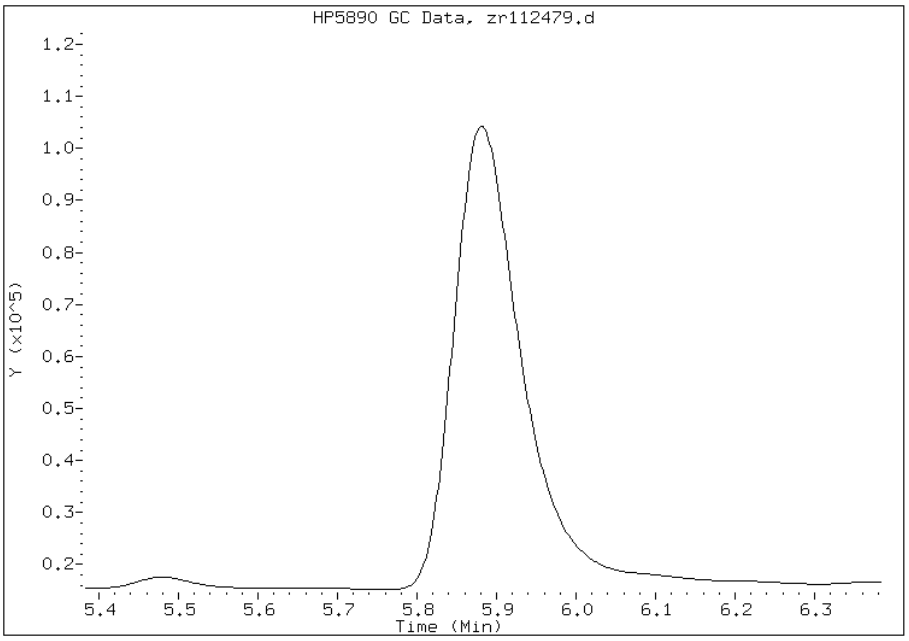

Manually Integrated By: ladaor
Manual Integration Reason: Baseline Event

Manual Integration Report

Data File: zr112479.d
Inj. Date and Time: 12-OCT-2011 07:56
Instrument ID: PESTGC3.i
Client ID:
Compound: 2 2,4,5-TP (Silvex)
CAS #: 93-72-1
Report Date: 10/12/2011

Processing Integration Results

RT: 7.11

Response: 1133464

Amount: 407.27

Conc: 135.76

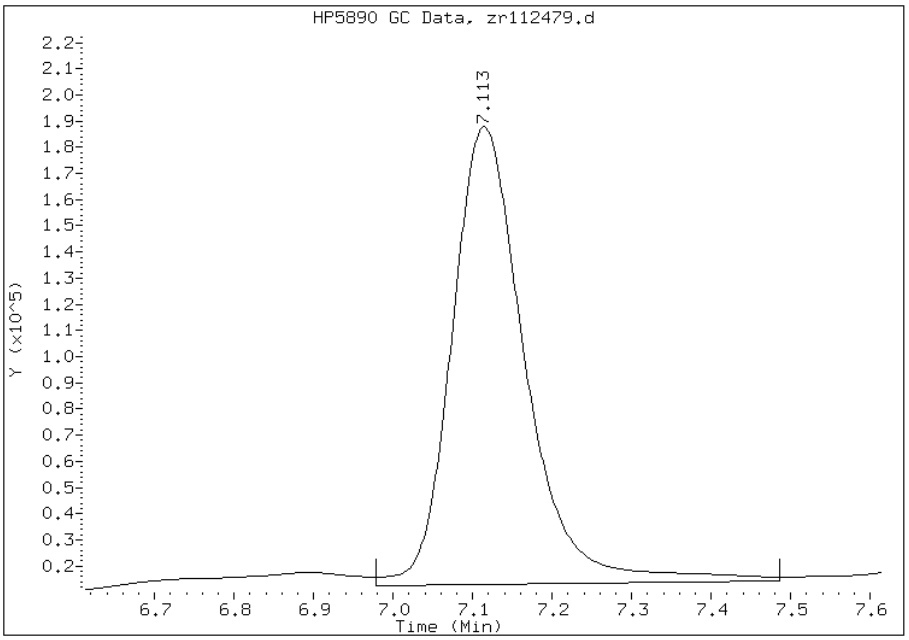

Manual Integration Results

RT: 7.11

Response: 1087975

Amount: 390.93

Conc: 130.31

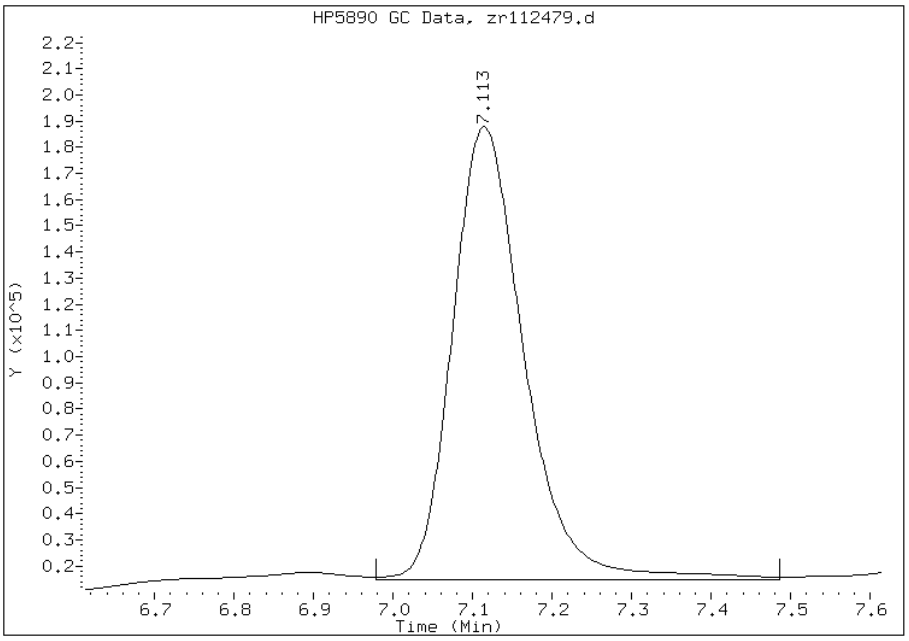

Manually Integrated By: ladaor
Manual Integration Reason: Baseline Event

FORM I
HERBICIDES ORGANICS ANALYSIS DATA SHEET

Lab Name: TestAmerica Edison Job No.: 460-32106-1

SDG No.:

Client Sample ID: NH-01-B MS Lab Sample ID: 460-32106-1 MS

Matrix: Solid (TCLP) Lab File ID: zf112480.d

Analysis Method: 8151A Date Collected: 10/06/2011 18:45

Extraction Method: 8151A Date Extracted: 10/11/2011 16:57

Sample wt/vol: 15.00(mL) Date Analyzed: 10/12/2011 08:14

Con. Extract Vol.: 5.00(mL) Dilution Factor: 1

Injection Volume: GC Column: DB-5 ID: 0.53(mm)

% Moisture: GPC Cleanup:(Y/N) N

Analysis Batch No.: 89200 Units: mg/L

CAS NO.	COMPOUND NAME	RESULT	Q	RL	RL
94-75-7	*2,4-D*	*0.261*		*0.080*	*0.080*
93-72-1	*Silvex (2,4,5-TP)*	*0.130*		*0.080*	*0.080*

CAS NO.	SURROGATE	%REC	Q	LIMITS
19719-28-9	2,4-Dichlorophenylacetic acid	103		87-150

FORM I
HERBICIDES ORGANICS ANALYSIS DATA SHEET

Lab Name: TestAmerica Edison Job No.: 460-32106-1

SDG No.:

Client Sample ID: NH-01-B MS Lab Sample ID: 460-32106-1 MS

Matrix: Solid (TCLP) Lab File ID: zr112480.d

Analysis Method: 8151A Date Collected: 10/06/2011 18:45

Extraction Method: 8151A Date Extracted: 10/11/2011 16:57

Sample wt/vol: 15.00(mL) Date Analyzed: 10/12/2011 08:14

Con. Extract Vol.: 5.00(mL) Dilution Factor: 1

Injection Volume: GC Column: DB-608 ID: 0.53(mm)

% Moisture: GPC Cleanup:(Y/N) N

Analysis Batch No.: 89200 Units: mg/L

CAS NO.	COMPOUND NAME	RESULT	Q	RL	RL
94-75-7	2,4-D	0.280		0.080	0.080
93-72-1	Silvex (2,4,5-TP)	0.130		0.080	0.080

CAS NO.	SURROGATE	%REC	Q	LIMITS
19719-28-9	2,4-Dichlorophenylacetic acid	115		87-150

FORM I
HERBICIDES ORGANICS ANALYSIS DATA SHEET

Lab Name: TestAmerica Edison Job No.: 460-32106-1

SDG No.:

Client Sample ID: NH-01-B MSD Lab Sample ID: 460-32106-1 MSD

Matrix: Solid (TCLP) Lab File ID: zf112481.d

Analysis Method: 8151A Date Collected: 10/06/2011 18:45

Extraction Method: 8151A Date Extracted: 10/11/2011 16:57

Sample wt/vol: 15.00(mL) Date Analyzed: 10/12/2011 08:31

Con. Extract Vol.: 5.00(mL) Dilution Factor: 1

Injection Volume: GC Column: DB-5 ID: 0.53(mm)

% Moisture: GPC Cleanup:(Y/N) N

Analysis Batch No.: 89200 Units: mg/L

CAS NO.	COMPOUND NAME	RESULT	Q	RL	RL
94-75-7	*2,4-D*	*0.260*		*0.080*	*0.080*
93-72-1	Silvex (2,4,5-TP)	0.125		0.080	0.080

CAS NO.	SURROGATE	%REC	Q	LIMITS
19719-28-9	2,4-Dichlorophenylacetic acid	91		87-150

FORM I
HERBICIDES ORGANICS ANALYSIS DATA SHEET

Lab Name: TestAmerica Edison | Job No.: 460-32106-1

SDG No.:

Client Sample ID: NH-01-B MSD | Lab Sample ID: 460-32106-1 MSD

Matrix: Solid (TCLP) | Lab File ID: zr112481.d

Analysis Method: 8151A | Date Collected: 10/06/2011 18:45

Extraction Method: 8151A | Date Extracted: 10/11/2011 16:57

Sample wt/vol: 15.00(mL) | Date Analyzed: 10/12/2011 08:31

Con. Extract Vol.: 5.00(mL) | Dilution Factor: 1

Injection Volume: | GC Column: DB-608 ID: 0.53(mm)

% Moisture: | GPC Cleanup:(Y/N) N

Analysis Batch No.: 89200 | Units: mg/L

CAS NO.	COMPOUND NAME	RESULT	Q	RL	RL
94-75-7	2,4-D	0.274		0.080	0.080
93-72-1	*Silvex (2,4,5-TP)*	*0.122*		*0.080*	*0.080*

CAS NO.	SURROGATE	%REC	Q	LIMITS
19719-28-9	2,4-Dichlorophenylacetic acid	108		87-150

HERBICIDES ANALYSIS RUN LOG

Lab Name: TestAmerica Edison Job No.: 460-32106-1

SDG No.:

Instrument ID: PESTGC3 Start Date: 09/09/2011 09:45

Analysis Batch Number: 85607 End Date: 09/09/2011 11:39

LAB SAMPLE ID	CLIENT SAMPLE ID	DATE ANALYZED	DILUTION FACTOR	LAB FILE ID	COLUMN ID
ZZZZZ		09/09/2011 09:45	1		DB-5 0.53(mm)
ZZZZZ		09/09/2011 09:45	1		DB-608 0.53(mm)
IC 460-85607/2		09/09/2011 10:12	1	zf111948.d	DB-5 0.53(mm)
IC 460-85607/2		09/09/2011 10:12	1	zr111948.d	DB-608 0.53(mm)
IC 460-85607/3		09/09/2011 10:29	1	zf111949.d	DB-5 0.53(mm)
IC 460-85607/3		09/09/2011 10:29	1	zr111949.d	DB-608 0.53(mm)
IC 460-85607/4		09/09/2011 10:46	1	zf111950.d	DB-5 0.53(mm)
IC 460-85607/4		09/09/2011 10:46	1	zr111950.d	DB-608 0.53(mm)
IC 460-85607/5		09/09/2011 11:04	1	zf111951.d	DB-5 0.53(mm)
IC 460-85607/5		09/09/2011 11:04	1	zr111951.d	DB-608 0.53(mm)
IC 460-85607/6		09/09/2011 11:21	1	zf111952.d	DB-5 0.53(mm)
IC 460-85607/6		09/09/2011 11:21	1	zr111952.d	DB-608 0.53(mm)
ZZZZZ		09/09/2011 11:39	1		DB-5 0.53(mm)
ZZZZZ		09/09/2011 11:39	1		DB-608 0.53(mm)

HERBICIDES ANALYSIS RUN LOG

Lab Name: TestAmerica Edison Job No.: 460-32106-1

SDG No.:

Instrument ID: PESTGC3 Start Date: 10/12/2011 06:44

Analysis Batch Number: 89200 End Date: 10/12/2011 10:15

LAB SAMPLE ID	CLIENT SAMPLE ID	DATE ANALYZED	DILUTION FACTOR	LAB FILE ID	COLUMN ID
ZZZZZ		10/12/2011 06:44	1		DB-5 0.53(mm)
ZZZZZ		10/12/2011 06:44	1		DB-608 0.53(mm)
CCVRT 460-89200/2		10/12/2011 07:01	1	zf112476.d	DB-5 0.53(mm)
CCVRT 460-89200/2		10/12/2011 07:01	1	zr112476.d	DB-608 0.53(mm)
MB 460-89113/1-A		10/12/2011 07:22	1	zf112477.d	DB-5 0.53(mm)
MB 460-89113/1-A		10/12/2011 07:22	1	zr112477.d	DB-608 0.53(mm)
LCS 460-89113/2-A		10/12/2011 07:39	1	zf112478.d	DB-5 0.53(mm)
LCS 460-89113/2-A		10/12/2011 07:39	1	zr112478.d	DB-608 0.53(mm)
LCSD 460-89113/3-A		10/12/2011 07:56	1	zf112479.d	DB-5 0.53(mm)
LCSD 460-89113/3-A		10/12/2011 07:56	1	zr112479.d	DB-608 0.53(mm)
460-32106-1 MS	NH-01-B MS	10/12/2011 08:14	1	zf112480.d	DB-5 0.53(mm)
460-32106-1 MS	NH-01-B MS	10/12/2011 08:14	1	zr112480.d	DB-608 0.53(mm)
460-32106-1 MSD	NH-01-B MSD	10/12/2011 08:31	1	zf112481.d	DB-5 0.53(mm)
460-32106-1 MSD	NH-01-B MSD	10/12/2011 08:31	1	zr112481.d	DB-608 0.53(mm)
460-32106-1	NH-01-B	10/12/2011 08:49	1	zf112482.d	DB-5 0.53(mm)
460-32106-1	NH-01-B	10/12/2011 08:49	1	zr112482.d	DB-608 0.53(mm)
ZZZZZ		10/12/2011 09:06	1		DB-5 0.53(mm)
ZZZZZ		10/12/2011 09:06	1		DB-608 0.53(mm)
ZZZZZ		10/12/2011 09:23	1		DB-5 0.53(mm)
ZZZZZ		10/12/2011 09:23	1		DB-608 0.53(mm)
ZZZZZ		10/12/2011 09:41	1		DB-5 0.53(mm)
ZZZZZ		10/12/2011 09:41	1		DB-608 0.53(mm)
LB 460-88973/1-D		10/12/2011 09:58	1	zf112486.d	DB-5 0.53(mm)
LB 460-88973/1-D		10/12/2011 09:58	1	zr112486.d	DB-608 0.53(mm)
CCV 460-89200/13		10/12/2011 10:15	1	zf112487.d	DB-5 0.53(mm)
CCV 460-89200/13		10/12/2011 10:15	1	zr112487.d	DB-608 0.53(mm)

HERBICIDES BATCH WORKSHEET

Lab Name: TestAmerica Edison Job No.: 460-32106-1

SDG No.:

Batch Number: 88973 Batch Start Date: 10/10/11 17:00 Batch Analyst: Carlone, John

Batch Method: 1311 Batch End Date: 10/11/11 09:00

Lab Sample ID	Client Sample ID	Method Chain	Basis	InitialAmount	FinalAmount	EFD_InitialpH	EFD_AddHClpH>5	InitialRoomTemp	FinalRoomTemp
LB 460-88973/1		1311, 8151A, 8151A			2000 mL	4.90 SU		23.0 Celsius	22.5 Celsius
460-32106-A-1	NH-01-B	1311, 8151A, 8151A	P	100 g	2000 mL	6.72 SU	1.62	23.0 Celsius	22.5 Celsius

Lab Sample ID	Client Sample ID	Method Chain	Basis	VesselNumber	FiltCompDate	FiltCompTime	ExtractFluid	AnalysisComment	
LB 460-88973/1		1311, 8151A, 8151A		MA2	10/11/11	0915	TF1100611	TCLP fluid 1: prep 10/6/11, exp: 4/6/12; pH measured on 10/11/11@0945	
460-32106-A-1	NH-01-B	1311, 8151A, 8151A	P	TA12	10/11/11	0920	TF1100611	TCLP fluid 1: prep 10/6/11, exp: 4/6/12; pH measured on 10/11/11@0946	

Batch Notes	
Balance ID	51
Batch Comment	Thermo # 6954 Min temp = 22.0C Max temp = 23.0C
pH Meter ID	D
TCLP Fluid 1 ID	TF1100611 prep: 10/6/11 exp: 4/6/12
Tumbler Rotations per Minute	29

Basis	Basis Description
P	TCLP

HERBICIDES BATCH WORKSHEET

Lab Name: TestAmerica Edison Job No.: 460-32106-1

SDG No.:

Batch Number: 89113 Batch Start Date: 10/11/11 16:57 Batch Analyst: Esteban, Maria

Batch Method: 8151A Batch End Date: 10/11/11 20:00

Lab Sample ID	Client Sample ID	Method Chain	Basis	ReceivedpH	InitialAmount	FirstAdjustpH	SecondAdjustpH	FinalAmount	OP_HERB_SP 00011
MB 460-89113/1		8151A, 8151A		7.00 SU	15.00 mL	>12.00	<2.00	5.00 mL	
LCS 460-89113/2		8151A, 8151A		7.00 SU	15.00 mL	>12.00	<2.00	5.00 mL	100 uL
LCSD 460-89113/3		8151A, 8151A		7.00 SU	15.00 mL	>12.00	<2.00	5.00 mL	100 uL
460-32106-A-1-A MS	NH-01-B	8151A, 8151A	P	5.00 SU	15.00 mL	>12.00	<2.00	5.00 mL	100 uL
460-32106-A-1-A MSD	NH-01-B	8151A, 8151A	P	5.00 SU	15.00 mL	>12.00	<2.00	5.00 mL	100 uL
460-32106-A-1-A	NH-01-B	8151A, 8151A	P	5.00 SU	15.00 mL	>12.00	<2.00	5.00 mL	
LB 460-88973/1-A		8151A, 8151A		5.00 SU	15.00 mL	>12.00	<2.00	5.00 mL	

Lab Sample ID	Client Sample ID	Method Chain	Basis	OP_HERB_SU 00014					
MB 460-89113/1		8151A, 8151A		50 uL					
LCS 460-89113/2		8151A, 8151A		50 uL					
LCSD 460-89113/3		8151A, 8151A		50 uL					
460-32106-A-1-A MS	NH-01-B	8151A, 8151A	P	50 uL					
460-32106-A-1-A MSD	NH-01-B	8151A, 8151A	P	50 uL					
460-32106-A-1-A	NH-01-B	8151A, 8151A	P	50 uL					
LB 460-88973/1-A		8151A, 8151A		50 uL					

HERBICIDES BATCH WORKSHEET

Lab Name: TestAmerica Edison Job No.: 460-32106-1

SDG No.:

Batch Number: 89113 Batch Start Date: 10/11/11 16:57 Batch Analyst: Esteban, Maria

Batch Method: 8151A Batch End Date: 10/11/11 20:00

Batch Notes	
Batch Comment	8151A_AP
Carbitol Lot #	06217EE
Diazald Lot #	02297LJ
Diethyl Ether Lot #	K12J02 PEROXIDE TEST ---- <10
Sulfuric Acid Lot Number	KO3051
Hexane Lot#	J52E11
Potassium Hydroxide Lot #	OPO92
Na2SO4, Acidified Lot #	KO4600
Silica Gel Lot Number	068KO1030
Sufficient volume for MS/MSD?	YES
Water Bath Temperature	100 C Degrees C

Basis	Basis Description
P	TCLP

METALS

COVER PAGE
METALS

Lab Name: TestAmerica Edison Job Number: 460-32106-1

SDG No.:

Project: Newburgh, NY

Client Sample ID	Lab Sample ID
NH-01-B	460-32106-1

Comments:

1A-IN
INORGANIC ANALYSIS DATA SHEET
METALS - TCLP

Client Sample ID: NH-01-B
Lab Sample ID: 460-32106-1
Lab Name: TestAmerica Edison
Job No.: 460-32106-1
SDG ID.:
Matrix: Solid
Date Sampled: 10/06/2011 18:45
Reporting Basis: WET
Date Received: 10/06/2011 18:45

CAS No.	Analyte	Result	RL		Units	C	Q	DIL	Method
7440-38-2	Arsenic	25.0	25.0		ug/L	U		5	6010B
7440-39-3	Barium	1000	1000		ug/L	U		5	6010B
7440-43-9	Cadmium	25.0	25.0		ug/L	U		5	6010B
7440-47-3	Chromium	50.0	50.0		ug/L	U		5	6010B
7439-92-1	Lead	25.0	25.0		ug/L	U		5	6010B
7782-49-2	Selenium	50.0	50.0		ug/L	U		5	6010B
7440-22-4	Silver	50.0	50.0		ug/L	U		5	6010B
7439-97-6	Mercury	0.20	0.20		ug/L	U		1	7470A

2A-IN
CALIBRATION VERIFICATIONS
METALS

Lab Name: TestAmerica Edison Job No.: 460-32106-1

SDG No.:

ICV Source: ME_CCV_DUO_00039 Concentration Units: ug/L

CCV Source: ME_CCV_DUO_00039

Analyte	ICV 460-89192/6 10/12/2011 01:49				CCV 460-89192/42 10/12/2011 04:00				CCV 460-89192/54 10/12/2011 04:42			
	Found	C	True	%R	Found	C	True	%R	Found	C	True	%R
Arsenic	2485		2500	99	2476		2500	99	2503		2500	100
Barium	10030		10000	100	10050		10000	101	10160		10000	102
Cadmium	1260		1250	101	1261		1250	101	1275		1250	102
Chromium	4999		5000	100	4943		5000	99	5011		5000	100
Lead	7558		7500	101	7558		7500	101	7644		7500	102
Selenium	2444		2500	98	2434		2500	97	2457		2500	98
Silver	1240		1250	99	1232		1250	99	1254		1250	100

Note! Calculations are performed before rounding to avoid round-off errors in calculated results.
Italicized analytes were not requested for this sequence.

2A-IN
CALIBRATION VERIFICATIONS
METALS

Lab Name: TestAmerica Edison Job No.: 460-32106-1

SDG No.:

ICV Source: ME_CCV_DUO_00039 Concentration Units: ug/L

CCV Source: ME_CCV_DUO_00039

Analyte	CCV 460-89192/66 10/12/2011 05:25											
	Found	C	True	%R	Found	C	True	%R	Found	C	True	%R
Arsenic	2464		2500	99								
Barium	10000		10000	100								
Cadmium	1257		1250	101								
Chromium	5014		5000	100								
Lead	7538		7500	101								
Selenium	2423		2500	97								
Silver	1246		1250	100								

Note! Calculations are performed before rounding to avoid round-off errors in calculated results.
Italicized analytes were not requested for this sequence.

2A-IN
CALIBRATION VERIFICATIONS
METALS

Lab Name: TestAmerica Edison Job No.: 460-32106-1

SDG No.:

ICV Source: ME_DCAL-IN_00646 Concentration Units: ug/L

CCV Source: ME_DCAL-IN_00646

Analyte	ICV 460-89051/31-A 10/11/2011 12:26				CCV 460-89051/33-A 10/11/2011 13:28				CCV 460-89051/33-A 10/11/2011 13:50			
	Found	C	True	%R	Found	C	True	%R	Found	C	True	%R
Mercury	5.07		5.00	101	5.13		5.00	103	5.02		5.00	100

Note! Calculations are performed before rounding to avoid round-off errors in calculated results.
Italicized analytes were not requested for this sequence.

3-IN
INSTRUMENT BLANKS
METALS

Lab Name: TestAmerica Edison Job No.: 460-32106-1

SDG No.:

Concentration Units: ug/L

Analyte	RL	ICB 460-89192/7 10/12/2011 01:53		CCB 460-89192/43 10/12/2011 04:03		CCB 460-89192/55 10/12/2011 04:46		CCB 460-89192/67 10/12/2011 05:28	
		Found	C	Found	C	Found	C	Found	C
Arsenic	5.0	5.0	U	5.0	U	5.0	U	5.0	U
Barium	200	200	U	200	U	200	U	200	U
Cadmium	5.0	5.0	U	5.0	U	5.0	U	5.0	U
Chromium	10.0	10.0	U	10.0	U	10.0	U	10.0	U
Lead	5.0	5.0	U	5.0	U	5.0	U	5.0	U
Selenium	10.0	10.0	U	10.0	U	10.0	U	10.0	U
Silver	10.0	10.0	U	10.0	U	10.0	U	10.0	U

Italicized analytes were not requested for this sequence.

3-IN
INSTRUMENT BLANKS
METALS

Lab Name: TestAmerica Edison Job No.: 460-32106-1

SDG No.:

Concentration Units: ug/L

Analyte	RL	ICB 460-89097/8 10/11/2011 12:28		CCB 460-89097/41 10/11/2011 13:30		CCB 460-89097/52 10/11/2011 13:52			
		Found	C	Found	C	Found	C	Found	C
Mercury	0.20	0.20	U	0.20	U	0.20	U		

Italicized analytes were not requested for this sequence.

3-IN
METHOD BLANK
METALS

Lab Name: TestAmerica Edison Job No.: 460-32106-1

SDG No.:

Concentration Units: ug/L Lab Sample ID: MB 460-89033/1-A

Instrument Code: ICP4 Batch No.: 89192

CAS No.	Analyte	Concentration	C	Q	Method
7440-38-2	Arsenic	5.0	U		6010B
7440-39-3	Barium	200	U		6010B
7440-43-9	Cadmium	5.0	U		6010B
7440-47-3	Chromium	10.0	U		6010B
7439-92-1	Lead	5.0	U		6010B
7782-49-2	Selenium	10.0	U		6010B
7440-22-4	Silver	10.0	U		6010B

3-IN
METHOD BLANK
METALS - TCLP

Lab Name: TestAmerica Edison Job No.: 460-32106-1

SDG No.:

Concentration Units: ug/L Lab Sample ID: LB 460-88973/1-B ^5

Instrument Code: ICP4 Batch No.: 89192

CAS No.	Analyte	Concentration	C	Q	Method
7440-38-2	Arsenic	25.0	U		6010B
7440-39-3	Barium	1000	U		6010B
7440-43-9	Cadmium	25.0	U		6010B
7440-47-3	Chromium	50.0	U		6010B
7439-92-1	Lead	25.0	U		6010B
7782-49-2	Selenium	50.0	U		6010B
7440-22-4	Silver	50.0	U		6010B

3-IN
METHOD BLANK
METALS

Lab Name: TestAmerica Edison Job No.: 460-32106-1

SDG No.:

Concentration Units: ug/L Lab Sample ID: MB 460-89055/1-A

Instrument Code: LEEMAN3 Batch No.: 89097

CAS No.	Analyte	Concentration	C	Q	Method
7439-97-6	Mercury	0.20	U		7470A

3-IN
METHOD BLANK
METALS - TCLP

Lab Name: TestAmerica Edison Job No.: 460-32106-1

SDG No.:

Concentration Units: ug/L Lab Sample ID: LB 460-88973/1-C

Instrument Code: LEEMAN3 Batch No.: 89097

CAS No.	Analyte	Concentration	C	Q	Method
7439-97-6	Mercury	0.20	U		7470A

4A-IN
INTERFERENCE CHECK STANDARD
METALS

Lab Name: TestAmerica Edison Job No.: 460-32106-1

SDG No.:

Lab Sample ID: ICSA 460-89192/8 Instrument ID: ICP4

Lab File ID: a10122011.asc ICS Source: ME_ICSA_Duo_00034

Concentration Units: ug/L

Analyte	True Solution A	Found Solution A	Percent Recovery
Arsenic		**4.65**	
Barium		**2.90**	
Cadmium		**0.272**	
Chromium		**1.77**	
Lead		**-6.34**	
Selenium		**-1.89**	
Silver		**-0.0734**	
Aluminum	*500000*	*500500*	*100*
Antimony		*-0.981*	
Beryllium		*0.0393*	
Boron		*-0.556*	
Calcium	*500000*	*479800*	*96*
Cobalt		*-0.319*	
Copper		*4.12*	
Iron	*200000*	*197000*	*99*
Magnesium	*500000*	*510200*	*102*
Manganese		*-1.36*	
Molybdenum		*-2.62*	
Nickel		*0.107*	
Potassium		*-55.9*	
Sodium		*-46.9*	
Strontium		*-2.49*	
Thallium		*-5.64*	
Tin		*0.243*	
Titanium		*0.554*	
Vanadium		*-3.96*	
Zinc		*-0.770*	

Calculations are performed before rounding to avoid round-off errors in calculated results.

FORM IVA-IN

4A-IN
INTERFERENCE CHECK STANDARD
METALS

Lab Name: TestAmerica Edison Job No.: 460-32106-1

SDG No.:

Lab Sample ID: ICSAB 460-89192/9 Instrument ID: ICP4

Lab File ID: a10122011.asc ICS Source: ME_ICSAB_DUO_00032

Concentration Units: ug/L

Analyte	True Solution AB	Found Solution AB	Found Percent Recovery
Arsenic	**100**	**97.5**	**98**
Barium	**100**	**103**	**103**
Cadmium	**100**	**99.2**	**99**
Chromium	**100**	**103**	**103**
Lead	**100**	**90.3**	**90**
Selenium	**100**	**92.7**	**93**
Silver	**100**	**102**	**102**
Aluminum	*500000*	*498900*	*100*
Antimony	*100*	*97.9*	*98*
Beryllium	*100*	*98.8*	*99*
Boron	*100*	*97.4*	*97*
Calcium	*500000*	*480300*	*96*
Cobalt	*100*	*96.8*	*97*
Copper	*100*	*102*	*102*
Iron	*200000*	*197800*	*99*
Magnesium	*500000*	*512700*	*103*
Manganese	*100*	*99.0*	*99*
Molybdenum	*100*	*95.4*	*95*
Nickel	*100*	*96.9*	*97*
Potassium	*10000*	*10180*	*102*
Sodium	*10000*	*10080*	*101*
Strontium	*100*	*109*	*109*
Thallium	*100*	*92.7*	*93*
Tin	*100*	*91.4*	*91*
Titanium	*100*	*98.8*	*99*
Vanadium	*100*	*97.5*	*98*
Zinc	*100*	*93.6*	*94*

Calculations are performed before rounding to avoid round-off errors in calculated results.

FORM IVA-IN

5A-IN
MATRIX SPIKE SAMPLE RECOVERY
METALS - TCLP

Client ID: NH-01-B MS Lab ID: 460-32106-1 MS

Lab Name: TestAmerica Edison Job No.: 460-32106-1

SDG No.:

Matrix: Solid Concentration Units: ug/L

% Solids:

Analyte	SSR	C	Sample Result (SR)	C	Spike Added (SA)	%R	Control Limit %R	Q	Method
Arsenic	5260		25.0	U	5000	105	75-125		6010B
Barium	10720		1000	U	10000	107	75-125		6010B
Cadmium	1100		25.0	U	1000	110	75-125		6010B
Chromium	5360		50.0	U	5000	107	75-125		6010B
Lead	5385		25.0	U	5000	108	75-125		6010B
Selenium	1030		50.0	U	1000	103	75-125		6010B
Silver	510.5		50.0	U	500	102	75-125		6010B

SSR = Spiked Sample Result

Calculations are performed before rounding to avoid round-off errors in calculated results.

FORM VA - IN

5A-IN
MATRIX SPIKE SAMPLE RECOVERY
METALS - TCLP

Client ID: Lab ID: 460-32108-A-1-E MS

Lab Name: TestAmerica Edison Job No.: 460-32106-1

SDG No.:

Matrix: Solid Concentration Units: ug/L

% Solids:

Analyte	SSR	C	Sample Result (SR)	C	Spike Added (SA)	%R	Control Limit %R	Q	Method
Mercury	5.05		0.20	U	5.00	101	75-125		7470A

SSR = Spiked Sample Result

Calculations are performed before rounding to avoid round-off errors in calculated results.

FORM VA - IN

5B-IN
POST DIGESTION SPIKE SAMPLE RECOVERY
METALS - TCLP

Client ID: NH-01-B PDS | Lab ID: 460-32106-1 PDS

Lab Name: TestAmerica Edison | Job No.: 460-32106-1

SDG No.:

Matrix: Solid | Concentration Units: ug/L

Analyte	SSR	C	Sample Result (SR)	C	Spike Added (SA)	%R	Control Limit %R	Q	Method
Arsenic	5253		25.0	U	5000	105	75-125		6010B
Barium	10380		1000	U	10000	104	75-125		6010B
Cadmium	1067		25.0	U	1000	107	75-125		6010B
Chromium	5154		50.0	U	5000	103	75-125		6010B
Lead	5256		25.0	U	5000	105	75-125		6010B
Selenium	1037		50.0	U	1000	104	75-125		6010B
Silver	496.0		50.0	U	500	99	75-125		6010B

SSR = Spiked Sample Result

Calculations are performed before rounding to avoid round-off errors in calculated results.

FORM VB - IN

6-IN
DUPLICATES
METALS - TCLP

Client ID: NH-01-B DU | Lab ID: 460-32106-1 DU

Lab Name: TestAmerica Edison | Job No.: 460-32106-1

SDG No.:

% Solids for Sample: | % Solids for Duplicate:

Matrix: Solid | Concentration Units: ug/L

Analyte	Control Limit	Sample (S)	C	Duplicate (D)	C	RPD	Q	Method
Arsenic	25.0	25.0	U	50.25		NC		6010B
Barium	1000	1000	U	1000	U	NC		6010B
Cadmium	25.0	25.0	U	25.0	U	NC		6010B
Chromium	50.0	50.0	U	74.00		NC		6010B
Lead	25.0	25.0	U	53.25		NC		6010B
Selenium	50.0	50.0	U	50.0	U	NC		6010B
Silver	50.0	50.0	U	50.0	U	NC		6010B

Calculations are performed before rounding to avoid round-off errors in calculated results.

FORM VI-IN

6-IN
DUPLICATES
METALS - TCLP

Client ID: _____ Lab ID: 460-32108-A-1-D DU

Lab Name: TestAmerica Edison Job No.: 460-32106-1

SDG No.: _____

% Solids for Sample: _____ % Solids for Duplicate: _____

Matrix: Solid Concentration Units: ug/L

Analyte	Control Limit	Sample (S)	C	Duplicate (D)	C	RPD	Q	Method
Mercury	0.20	0.20	U	0.20	U	NC		7470A

Calculations are performed before rounding to avoid round-off errors in calculated results.

FORM VI-IN

7A-IN
LAB CONTROL SAMPLE
METALS

Lab ID: LCS 460-89033/2-A

Lab Name: TestAmerica Edison Job No.: 460-32106-1

Sample Matrix: Water LCS Source: ME_TCLPspk_00012

Analyte	Water(ug/L)							
	True	Found	C	%R	Limits		Q	Method
Arsenic	5000	5159		103	80	120		6010B
Barium	10000	10730		107	80	120		6010B
Cadmium	1000	1090		109	80	120		6010B
Chromium	5000	5252		105	80	120		6010B
Lead	5000	5515		110	80	120		6010B
Selenium	1000	1020		102	80	120		6010B
Silver	500	508.3		102	80	120		6010B

Calculations are performed before rounding to avoid round-off errors in calculated results.

FORM VIIA - IN

7A-IN
LAB CONTROL SAMPLE
METALS

Lab ID: LCS 460-89055/2-A

Lab Name: TestAmerica Edison Job No.: 460-32106-1

Sample Matrix: Water LCS Source: ME_HG_TCLP_00407

Analyte	Water(ug/L)							
	True	Found	C	%R	Limits		Q	Method
Mercury	5.00	4.62		92	80	120		7470A

Calculations are performed before rounding to avoid round-off errors in calculated results.

FORM VIIA - IN

8-IN
ICP-AES AND ICP-MS SERIAL DILUTIONS
METALS - TCLP

Lab ID: 460-32106-1

SDG No:

Lab Name: TestAmerica Edison Job No: 460-32106-1

Matrix: Solid Concentration Units: ug/L

Analyte	Initial Sample Result (I)	C	Serial Dilution Result (S)	C	% Difference	Q	Method
Arsenic	25.0	U	100	U	NC		6010B
Barium	1000	U	4000	U	NC		6010B
Cadmium	25.0	U	100	U	NC		6010B
Chromium	50.0	U	200	U	NC		6010B
Lead	25.0	U	100	U	NC		6010B
Selenium	50.0	U	200	U	NC		6010B
Silver	50.0	U	200	U	NC		6010B

Calculations are performed before rounding to avoid round-off errors in calculated results.

FORM VIII-IN

8-IN
ICP-AES AND ICP-MS SERIAL DILUTIONS
METALS - TCLP

Lab ID: 460-32108-A-1-C SD ^5

SDG No:

Lab Name: TestAmerica Edison Job No: 460-32106-1

Matrix: Solid Concentration Units: ug/L

Analyte	Initial Sample Result (I)	C	Serial Dilution Result (S)	C	% Difference	Q	Method
Mercury	0.20	U	1.0	U	NC		7470A

Calculations are performed before rounding to avoid round-off errors in calculated results.

FORM VIII-IN

9-IN
DETECTION LIMITS
METALS - TCLP

Lab Name: TestAmerica Edison Job Number: 460-32106-1

SDG Number:

Matrix: Solid Instrument ID: ICP4

Method: 6010B RL Date: 12/30/2008 09:39

Prep Method: 3010A

Leach Method: 1311

Analyte	Wavelength/ Mass	RL (ug/L)	
Arsenic		5	
Barium		200	
Cadmium		5	
Chromium		10	
Lead		5	
Selenium		10	
Silver		10	

9-IN
CALIBRATION BLANK DETECTION LIMITS
METALS - TCLP

Lab Name: TestAmerica Edison Job Number: 460-32106-1

SDG Number:

Matrix: Solid Instrument ID: ICP4

Method: 6010B XMDL Date: 12/30/2008 09:40

Analyte	Wavelength/ Mass	XRL (ug/L)	XMDL (ug/L)
Arsenic		5	3.831
Barium		200	3.212
Cadmium		5	0.918
Chromium		10	3.201
Lead		5	2.787
Selenium		10	4.752
Silver		10	0.969

9-IN
DETECTION LIMITS
METALS - TCLP

Lab Name: TestAmerica Edison Job Number: 460-32106-1

SDG Number:

Matrix: Solid Instrument ID: LEEMAN3

Method: 7470A RL Date: 10/20/2006 12:04

Prep Method: 7470A

Leach Method: 1311

Analyte	Wavelength/ Mass	RL (ug/L)	
Mercury		0.2	

9-IN
CALIBRATION BLANK DETECTION LIMITS
METALS - TCLP

Lab Name: TestAmerica Edison Job Number: 460-32106-1

SDG Number:

Matrix: Solid Instrument ID: LEEMAN3

Method: 7470A XMDL Date: 12/30/2008 14:29

Analyte	Wavelength/ Mass	XRL (ug/L)	XMDL (ug/L)
Mercury		0.2	0.185

11-IN
LINEAR RANGES
METALS

Lab Name: TestAmerica Edison Job No: 460-32106-1

SDG No.:

Instrument ID: ICP4 Date: 01/06/2009 11:38

Analyte	Integ. Time (Sec.)	Concentration (ug/L)	Method
Arsenic		10000	6010B
Barium		20000	6010B
Cadmium		5000	6010B
Chromium		10000	6010B
Lead		20000	6010B
Selenium		10000	6010B
Silver		2500	6010B

12-IN
PREPARATION LOG
METALS

Lab Name: TestAmerica Edison Job No.: 460-32106-1

SDG No.:

Prep Method: 3010A

Lab Sample ID	Preparation Date	Prep Batch	Initial Weight	Initial Volume (mL)	Final Volume (mL)
MB 460-89033/1-A	10/11/2011 09:43	89033		100	100
LCS 460-89033/2-A	10/11/2011 09:43	89033		100	100
460-32106-1	10/11/2011 09:43	89033		100	100
460-32106-1 DU	10/11/2011 09:43	89033		100	100
460-32106-1 MS	10/11/2011 09:43	89033		100	100
LB 460-88973/1-B ^5	10/11/2011 09:43	89033		100	100

12-IN
PREPARATION LOG
METALS

Lab Name: TestAmerica Edison Job No.: 460-32106-1

SDG No.:

Prep Method: 7470A

Lab Sample ID	Preparation Date	Prep Batch	Initial Weight	Initial Volume (mL)	Final Volume (mL)
MB 460-89055/1-A	10/11/2011 11:11	89055		30	30
LCS 460-89055/2-A	10/11/2011 11:11	89055		30	30
460-32108-A-1-D DU	10/11/2011 11:11	89055		30	30
460-32108-A-1-E MS	10/11/2011 11:11	89055		30	30
460-32106-1	10/11/2011 11:11	89055		30	30
LB 460-88973/1-C	10/11/2011 11:11	89055		30	30

13-IN
ANALYSIS RUN LOG
METALS

Lab Name: TestAmerica Edison Job No.: 460-32106-1

SDG No.:

Instrument ID: ICP4 Method: 6010B

Start Date: 10/12/2011 01:32 End Date: 10/12/2011 06:00

Lab Sample ID	D / F	Type	Time	Analytes																			
				Ag	As	Ba	Cd	Cr	Pb	Se													
ZZZZZZ			01:32																				
ZZZZZZ			01:35																				
ZZZZZZ			01:39																				
ZZZZZZ			01:42																				
ZZZZZZ			01:46																				
ICV 460-89192/6	1		01:49	X	X	X	X	X	X	X													
ICB 460-89192/7	1		01:53	X	X	X	X	X	X	X													
ICSA 460-89192/8	1		01:56	X	X	X	X	X	X	X													
ICSAB 460-89192/9	1		02:00	X	X	X	X	X	X	X													
ZZZZZZ			02:04																				
ZZZZZZ			02:08																				
ZZZZZZ			02:11																				
ZZZZZZ			02:15																				
ZZZZZZ			02:18																				
ZZZZZZ			02:22																				
ZZZZZZ			02:25																				
ZZZZZZ			02:29																				
CCV 460-89192/18			02:33																				
CCB 460-89192/19			02:36																				
ZZZZZZ			02:40																				
ZZZZZZ			02:43																				
ZZZZZZ			02:47																				
ZZZZZZ			02:51																				
ZZZZZZ			02:54																				
ZZZZZZ			02:58																				
ZZZZZZ			03:01																				
ZZZZZZ			03:05																				
ZZZZZZ			03:09																				
ZZZZZZ			03:12																				
CCV 460-89192/30			03:16																				
CCB 460-89192/31			03:19																				
ZZZZZZ			03:23																				
ZZZZZZ			03:27																				
ZZZZZZ			03:30																				
ZZZZZZ			03:34																				
ZZZZZZ			03:38																				
ZZZZZZ			03:41																				
ZZZZZZ			03:45																				
ZZZZZZ			03:49																				
ZZZZZZ			03:52																				
ZZZZZZ			03:56																				
CCV 460-89192/42	1		04:00	X	X	X	X	X	X	X													

13-IN
ANALYSIS RUN LOG
METALS

Lab Name: TestAmerica Edison Job No.: 460-32106-1

SDG No.:

Instrument ID: ICP4 Method: 6010B

Start Date: 10/12/2011 01:32 End Date: 10/12/2011 06:00

Lab Sample ID	D / F	Type	Time	Analytes																			
				Ag	As	Ba	Cd	Cr	Pb	Se													
CCB 460-89192/43	1		04:03	X	X	X	X	X	X	X													
ZZZZZZ			04:07																				
ZZZZZZ			04:10																				
ZZZZZZ			04:14																				
ZZZZZZ			04:17																				
ZZZZZZ			04:21																				
ZZZZZZ			04:24																				
ZZZZZZ			04:28																				
460-32106-1 DU	5	P	04:31	X	X	X	X	X	X	X													
460-32106-1	5	P	04:35	X	X	X	X	X	X	X													
460-32106-1 SD	20	P	04:39	X	X	X	X	X	X	X													
CCV 460-89192/54	1		04:42	X	X	X	X	X	X	X													
CCB 460-89192/55	1		04:46	X	X	X	X	X	X	X													
MB 460-89033/1-A	1	T	04:49	X	X	X	X	X	X	X													
LCS 460-89033/2-A	1	T	04:53	X	X	X	X	X	X	X													
460-32106-1 MS	5	P	04:56	X	X	X	X	X	X	X													
460-32106-1 PDS	1	P	05:00	X	X	X	X	X	X	X													
LB 460-88973/1-B ^5	5	P	05:03	X	X	X	X	X	X	X													
ZZZZZZ			05:07																				
ZZZZZZ			05:11																				
ZZZZZZ			05:14																				
ZZZZZZ			05:18																				
ZZZZZZ			05:21																				
CCV 460-89192/66	1		05:25	X	X	X	X	X	X	X													
CCB 460-89192/67	1		05:28	X	X	X	X	X	X	X													
ZZZZZZ			05:32																				
ZZZZZZ			05:36																				
ZZZZZZ			05:39																				
ZZZZZZ			05:43																				
ZZZZZZ			05:46																				
ZZZZZZ			05:50																				
ZZZZZZ			05:53																				
CCV 460-89192/75			05:57																				
CCB 460-89192/76			06:00																				

Prep Types

P = TCLP

T = Total/NA

13-IN
ANALYSIS RUN LOG
METALS

Lab Name: TestAmerica Edison Job No.: 460-32106-1

SDG No.:

Instrument ID: LEEMAN3 Method: 7470A

Start Date: 10/11/2011 12:15 End Date: 10/11/2011 14:31

Lab Sample ID	D / F	Type	Time	Analytes																				
				Hg																				
IC 460-89051/25-A			12:15	X																				
IC 460-89051/26-A			12:17	X																				
IC 460-89051/27-A			12:19	X																				
IC 460-89051/28-A			12:20	X																				
IC 460-89051/29-A			12:22	X																				
IC 460-89051/30-A			12:24	X																				
ICV 460-89051/31-A	1		12:26	X																				
ICB 460-89097/8	1		12:28	X																				
ZZZZZZ			12:30																					
ZZZZZZ			12:32																					
ZZZZZZ			12:33																					
ZZZZZZ			12:35																					
ZZZZZZ			12:37																					
ZZZZZZ			12:39																					
ZZZZZZ			12:41																					
ZZZZZZ			12:43																					
ZZZZZZ			12:45																					
CCV 460-89051/33-A			12:47																					
CCB 460-89097/19			12:49																					
ZZZZZZ			12:51																					
ZZZZZZ			12:53																					
ZZZZZZ			12:54																					
ZZZZZZ			12:56																					
ZZZZZZ			12:58																					
ZZZZZZ			13:00																					
ZZZZZZ			13:02																					
ZZZZZZ			13:04																					
CCV 460-89051/33-A			13:06																					
CCB 460-89097/29			13:08																					
ZZZZZZ			13:09																					
ZZZZZZ			13:11																					
ZZZZZZ			13:13																					
ZZZZZZ			13:15																					
ZZZZZZ			13:17																					
ZZZZZZ			13:19																					
ZZZZZZ			13:21																					
ZZZZZZ			13:23																					
ZZZZZZ			13:25																					
ZZZZZZ			13:27																					
CCV 460-89051/33-A	1		13:28	X																				
CCB 460-89097/41	1		13:30	X																				
MB 460-89055/1-A	1	T	13:32	X																				

13-IN
ANALYSIS RUN LOG
METALS

Lab Name: TestAmerica Edison Job No.: 460-32106-1

SDG No.:

Instrument ID: LEEMAN3 Method: 7470A

Start Date: 10/11/2011 12:15 End Date: 10/11/2011 14:31

Lab Sample ID	D / F	Type	Time	Analytes																				
				Hg																				
LCS 460-89055/2-A	1	T	13:34	X																				
ZZZZZZ			13:36																					
460-32108-A-1-D DU	1	P	13:38	X																				
460-32108-A-1-E MS	1	P	13:40	X																				
ZZZZZZ			13:42																					
460-32106-1	1	P	13:45	X																				
LB 460-88973/1-C	1	P	13:46	X																				
460-32108-A-1-C SD ^5	5	P	13:48	X																				
CCV 460-89051/33-A	1		13:50	X																				
CCB 460-89097/52	1		13:52	X																				
ZZZZZZ			13:54																					
ZZZZZZ			13:56																					
ZZZZZZ			13:58																					
ZZZZZZ			13:59																					
ZZZZZZ			14:01																					
ZZZZZZ			14:03																					
ZZZZZZ			14:05																					
ZZZZZZ			14:07																					
CCV 460-89051/33-A			14:08																					
CCB 460-89097/62			14:10																					
ZZZZZZ			14:12																					
ZZZZZZ			14:14																					
ZZZZZZ			14:16																					
ZZZZZZ			14:18																					
ZZZZZZ			14:20																					
ZZZZZZ			14:21																					
ZZZZZZ			14:23																					
ZZZZZZ			14:25																					
ZZZZZZ			14:27																					
CCV 460-89051/33-A			14:29																					
CCB 460-89097/73			14:31																					

Prep Types

P = TCLP

T = Total/NA

METALS BATCH WORKSHEET

Lab Name: TestAmerica Edison Job No.: 460-32106-1

SDG No.:

Batch Number: 88973 Batch Start Date: 10/10/11 17:00 Batch Analyst: Carlone, John

Batch Method: 1311 Batch End Date: 10/11/11 09:00

Lab Sample ID	Client Sample ID	Method Chain	Basis	InitialAmount	FinalAmount	EFD_InitialpH	EFD_AddHClpH>5	InitialRoomTemp	FinalRoomTemp
LB 460-88973/1		1311, 3010A, 6010B			2000 mL	4.90 SU		23.0 Celsius	22.5 Celsius
460-32106-A-1	NH-01-B	1311, 3010A, 6010B	P	100 g	2000 mL	6.72 SU	1.62	23.0 Celsius	22.5 Celsius

Lab Sample ID	Client Sample ID	Method Chain	Basis	VesselNumber	FiltCompDate	FiltCompTime	ExtractFluid	AnalysisComment	
LB 460-88973/1		1311, 3010A, 6010B		MA2	10/11/11	0915	TF1100611	TCLP fluid 1: prep 10/6/11, exp: 4/6/12; pH measured on 10/11/11@0945	
460-32106-A-1	NH-01-B	1311, 3010A, 6010B	P	TA12	10/11/11	0920	TF1100611	TCLP fluid 1: prep 10/6/11, exp: 4/6/12; pH measured on 10/11/11@0946	

Batch Notes	
Balance ID	51
Batch Comment	Thermo # 6954 Min temp = 22.0C Max temp = 23.0C
pH Meter ID	D
TCLP Fluid 1 ID	TF1100611 prep: 10/6/11 exp: 4/6/12
Tumbler Rotations per Minute	29

Basis	Basis Description
P	TCLP

METALS BATCH WORKSHEET

Lab Name: TestAmerica Edison Job No.: 460-32106-1

SDG No.:

Batch Number: 89033 Batch Start Date: 10/11/11 09:43 Batch Analyst: Chen, Mandi

Batch Method: 3010A Batch End Date: 10/11/11 14:00

Lab Sample ID	Client Sample ID	Method Chain	Basis	InitialAmount	FinalAmount	ME_TCLPspk 00012			
MB 460-89033/1		3010A, 6010B		100 mL	100 mL				
LCS 460-89033/2		3010A, 6010B		100 mL	100 mL	1 mL			
460-32106-A-1-A	NH-01-B	3010A, 6010B	P	100 mL	100 mL				
460-32106-A-1-A DU	NH-01-B	3010A, 6010B	P	100 mL	100 mL				
460-32106-A-1-A MS	NH-01-B	3010A, 6010B	P	100 mL	100 mL	1 mL			
LB 460-88973/1-A		3010A, 6010B		100 mL	100 mL				

Batch Notes	
Lot # of hydrochloric acid	K14068
Lot # of Nitric Acid	K15028
Hot Block ID number	3
Pipette ID	36
ID number of the thermometer	ICP-3

Basis	Basis Description
P	TCLP

METALS BATCH WORKSHEET

Lab Name: TestAmerica Edison Job No.: 460-32106-1

SDG No.:

Batch Number: 88973 Batch Start Date: 10/10/11 17:00 Batch Analyst: Carlone, John

Batch Method: 1311 Batch End Date: 10/11/11 09:00

Lab Sample ID	Client Sample ID	Method Chain	Basis	InitialAmount	FinalAmount	EFD_InitialpH	EFD_AddHClpH>5	InitialRoomTemp	FinalRoomTemp
LB 460-88973/1		1311, 7470A, 7470A			2000 mL	4.90 SU		23.0 Celsius	22.5 Celsius
460-32106-A-1	NH-01-B	1311, 7470A, 7470A	P	100 g	2000 mL	6.72 SU	1.62	23.0 Celsius	22.5 Celsius

Lab Sample ID	Client Sample ID	Method Chain	Basis	VesselNumber	FiltCompDate	FiltCompTime	ExtractFluid	AnalysisComment	
LB 460-88973/1		1311, 7470A, 7470A		MA2	10/11/11	0915	TF1100611	TCLP fluid 1: prep 10/6/11, exp: 4/6/12; pH measured on 10/11/11@0945	
460-32106-A-1	NH-01-B	1311, 7470A, 7470A	P	TA12	10/11/11	0920	TF1100611	TCLP fluid 1: prep 10/6/11, exp: 4/6/12; pH measured on 10/11/11@0946	

Batch Notes	
Balance ID	51
Batch Comment	Thermo # 6954 Min temp = 22.0C Max temp = 23.0C
pH Meter ID	D
TCLP Fluid 1 ID	TF1100611 prep: 10/6/11 exp: 4/6/12
Tumbler Rotations per Minute	29

Basis	Basis Description
P	TCLP

METALS BATCH WORKSHEET

Lab Name: TestAmerica Edison Job No.: 460-32106-1

SDG No.:

Batch Number: 89051 Batch Start Date: 10/11/11 10:56 Batch Analyst: Sheikh, Razia B

Batch Method: 245.1 Batch End Date: 10/11/11 12:56

Lab Sample ID	Client Sample ID	Method Chain	Basis	InitialAmount	FinalAmount	ME_DCAL-IN 00646			
ICV 460-89051/31		245.1, 7470A		100 mL	100 mL	5 mL			
CCV 460-89051/33		245.1, 7470A		100 mL	100 mL	5 mL			

Batch Notes	
Hydroxylamine Hydrochloride Lot	hgr01375
Sulfuric Acid Lot Number	k03051
Lot # of hydrochloric acid	hgr01376
Lot # of Nitric Acid	k15028
Hood ID or number	2
Hot Block ID number	9
Potassium Persulfate Lot Number	hgr01373
Potassium Permanganate Lot Number	hgr01374
NaCL Lot #	hgr01375
Oven, Bath or Block Temperature 1	95 Degrees C
Pipette ID	3
Stannous Chloride Lot Number	hgr01377

Basis	Basis Description

METALS BATCH WORKSHEET

Lab Name: TestAmerica Edison Job No.: 460-32106-1

SDG No.:

Batch Number: 89055 Batch Start Date: 10/11/11 11:11 Batch Analyst: Sheikh, Razia B

Batch Method: 7470A Batch End Date: 10/11/11 13:11

Lab Sample ID	Client Sample ID	Method Chain	Basis	InitialAmount	FinalAmount	ME_HG_TCLP 00407			
MB 460-89055/1		7470A, 7470A		30 mL	30 mL				
LCS 460-89055/2		7470A, 7470A		30 mL	30 mL	0.3 mL			
460-32108-A-1-A DU		7470A, 7470A	P	30 mL	30 mL				
460-32108-A-1-A MS		7470A, 7470A	P	30 mL	30 mL	0.3 mL			
460-32106-A-1-A	NH-01-B	7470A, 7470A	P	30 mL	30 mL				
LB 460-88973/1-A		7470A, 7470A		30 mL	30 mL				

Batch Notes	
Hydroxylamine Hydrochloride Lot	hgr01375
Sulfuric Acid Lot Number	k03051
Lot # of hydrochloric acid	hgr01376
Lot # of Nitric Acid	k15028
Hood ID or number	2
Hot Block ID number	9
Potassium Persulfate Lot Number	hgr01373
Potassium Permanganate Lot Number	hgr01374
NaCL Lot #	hgr01375
Oven, Bath or Block Temperature 1	95 Celsius
Stannous Chloride Lot Number	hgr01377

Basis	Basis Description
P	TCLP

GENERAL CHEMISTRY

COVER PAGE
GENERAL CHEMISTRY

Lab Name: TestAmerica Edison Job Number: 460-32106-1

SDG No.:

Project: Newburgh, NY

Client Sample ID	Lab Sample ID
NH-01-B	460-32106-1

Comments:

9-IN
DETECTION LIMITS
GENERAL CHEMISTRY

Lab Name: TestAmerica Edison Job Number: 460-32106-1

SDG Number:

Matrix: Solid Instrument ID: NOEQUIP

Method: Moisture RL Date: 02/15/2007 17:07

Analyte	Wavelength/ Mass	RL (%)	
Percent Moisture		1	
Percent Solids		1	

9-IN
CALIBRATION BLANK DETECTION LIMITS
GENERAL CHEMISTRY

Lab Name: TestAmerica Edison Job Number: 460-32106-1

SDG Number:

Matrix: Solid Instrument ID: NOEQUIP

Method: Moisture XRL Date: 01/01/2007 16:49

Analyte	Wavelength/ Mass	XRL (%)	
Percent Moisture		1	
Percent Solids		1	

13-IN
ANALYSIS RUN LOG
GENERAL CHEMISTRY

Lab Name: TestAmerica Edison Job No.: 460-32106-1

SDG No.:

Instrument ID: NOEQUIP Method: Moisture

Start Date: 10/12/2011 14:20 End Date: 10/12/2011 23:54

Lab Sample ID	D / F	Type	Time	Analytes																				
				% Sol	Moist																			
ZZZZZZ			14:20																					
460-32106-1	1	T	14:20	X	X																			
ZZZZZZ			14:20																					
ZZZZZZ			14:20																					
ZZZZZZ			14:20																					
ZZZZZZ			14:20																					
ZZZZZZ			14:20																					
ZZZZZZ			14:20																					
ZZZZZZ			14:20																					
ZZZZZZ			14:20																					
ZZZZZZ			14:20																					
ZZZZZZ			14:20																					
ZZZZZZ			14:20																					
ZZZZZZ			14:20																					
ZZZZZZ			14:20																					
ZZZZZZ			14:20																					
ZZZZZZ			14:20																					
ZZZZZZ			14:20																					
ZZZZZZ			14:20																					
ZZZZZZ			14:20																					
ZZZZZZ			14:20																					
450-391-A-4 DU	1	T	14:20	X	X																			
ZZZZZZ			15:29																					
ZZZZZZ			15:29																					
ZZZZZZ			15:29																					
ZZZZZZ			15:29																					
ZZZZZZ			15:45																					
ZZZZZZ			15:45																					
ZZZZZZ			15:45																					
ZZZZZZ			15:45																					
ZZZZZZ			15:45																					
ZZZZZZ			15:45																					
ZZZZZZ			15:45																					
ZZZZZZ			15:45																					
ZZZZZZ			16:01																					
ZZZZZZ			16:01																					
ZZZZZZ			16:01																					
ZZZZZZ			16:01																					
ZZZZZZ			16:01																					
ZZZZZZ			16:01																					
ZZZZZZ			16:01																					

13-IN
ANALYSIS RUN LOG
GENERAL CHEMISTRY

Lab Name: TestAmerica Edison Job No.: 460-32106-1

SDG No.:

Instrument ID: NOEQUIP Method: Moisture

Start Date: 10/12/2011 14:20 End Date: 10/12/2011 23:54

Lab Sample ID	D / F	Type	Time	Analytes																				
				% Sol	Moist																			
ZZZZZZ			16:01																					
ZZZZZZ			21:16																					
ZZZZZZ			21:16																					
ZZZZZZ			21:16																					
ZZZZZZ			21:16																					
ZZZZZZ			21:16																					
ZZZZZZ			21:16																					
ZZZZZZ			21:16																					
ZZZZZZ			21:16																					
ZZZZZZ			21:16																					
ZZZZZZ			21:16																					
ZZZZZZ			21:16																					
ZZZZZZ			21:16																					
ZZZZZZ			21:16																					
ZZZZZZ			21:16																					
ZZZZZZ			21:16																					
ZZZZZZ			21:16																					
ZZZZZZ			21:16																					
ZZZZZZ			21:16																					
ZZZZZZ			21:16																					
ZZZZZZ			21:16																					
ZZZZZZ			21:16																					
ZZZZZZ			21:16																					
ZZZZZZ			21:16																					
ZZZZZZ			21:16																					
ZZZZZZ			21:16																					
ZZZZZZ			21:16																					
ZZZZZZ			21:16																					
ZZZZZZ			21:16																					
ZZZZZZ			21:16																					
ZZZZZZ			21:16																					
ZZZZZZ			21:16																					
ZZZZZZ			21:16																					
ZZZZZZ			21:16																					
ZZZZZZ			21:16																					
ZZZZZZ			21:16																					
ZZZZZZ			21:16																					
ZZZZZZ			21:16																					
ZZZZZZ			21:16																					
ZZZZZZ			21:16																					
ZZZZZZ			21:16																					
ZZZZZZ			21:28																					
ZZZZZZ			21:28																					
ZZZZZZ			21:28																					
ZZZZZZ			21:28																					
ZZZZZZ			21:28																					
ZZZZZZ			21:28																					

13-IN
ANALYSIS RUN LOG
GENERAL CHEMISTRY

Lab Name: TestAmerica Edison Job No.: 460-32106-1

SDG No.:

Instrument ID: NOEQUIP Method: Moisture

Start Date: 10/12/2011 14:20 End Date: 10/12/2011 23:54

Lab Sample ID	D / F	Type	Time	Analytes																				
				% Sol	Moist																			
ZZZZZZ			21:28																					
ZZZZZZ			21:28																					
ZZZZZZ			21:28																					
ZZZZZZ			21:28																					
ZZZZZZ			23:54																					
ZZZZZZ			23:54																					
ZZZZZZ			23:54																					
ZZZZZZ			23:54																					
ZZZZZZ			23:54																					
ZZZZZZ			23:54																					
ZZZZZZ			23:54																					
ZZZZZZ			23:54																					
ZZZZZZ			23:54																					
ZZZZZZ			23:54																					
ZZZZZZ			23:54																					
ZZZZZZ			23:54																					
ZZZZZZ			23:54																					
ZZZZZZ			23:54																					
ZZZZZZ			23:54																					
ZZZZZZ			23:54																					
ZZZZZZ			23:54																					
ZZZZZZ			23:54																					

Prep Types

T = Total/NA

GENERAL CHEMISTRY BATCH WORKSHEET

Lab Name: TestAmerica Edison Job No.: 460-32106-1

SDG No.:

Batch Number: 89246 Batch Start Date: 10/12/11 14:20 Batch Analyst: Armbruster, Chris

Batch Method: Moisture Batch End Date:

Lab Sample ID	Client Sample ID	Method Chain	Basis	DISH#	DishWeight	SampleMassWet	SampleMassDry		
460-32106-A-1	NH-01-B	Moisture	T	15	1.01 g	6.44 g	5.99 g		
450-391-A-4 DU		Moisture	T	197	1.00 g	6.18 g	5.02 g		

Batch Notes	
Balance ID	104 No Unit
Date samples were placed in the oven	10/12/11
Oven Temp when samples are put in oven	105, 105 Degrees C
Date samples were removed from oven	10/13/11
Oven Temp when samples removed from oven	101, 105 Degrees C
Time Samples were removed from oven	10:00
Oven ID	1, 2
ID number of the thermometer	1895, 1840

Basis	Basis Description
T	Total/NA

Shipping and Receiving Documents

777 New Durham Road
Edison, New Jersey 08817
Phone: (732) 549-3900 Fax: (732) 549-3679

TestAmerica
THE LEADER IN ENVIRONMENTAL TESTING

CHAIN OF CUSTODY / ANALYSIS REQUEST

Page 1 of 1

Name (for report and invoice)	Samplers Name (Printed) Rosedeger	Site/Project Identification Newburgh NY
Company EMR Contracting	P. O. #	State (Location of site): NJ: ☐ NY: ☒ Other:
		Regulatory Program:
Address PO Box 70	Analysis Turnaround Time: Standard ☐	LAB USE ONLY Project No:
City Winslow State NJ	Rush Chrages Authorized For: 2 Week ☐ 1 Week ☒ Other ☐	Job No: 32106
Phone 609-567-0600 Fax 609-567-0332		

ANALYSIS REQUESTED (ENTER "X" BELOW TO INDICATE REQUEST)

Sample Identification	Date	Time	Matrix	No. of. Cont.	Full TCLP										Sample Numbers
NH-01-B	10-6-11	2pm	S	1	X										

Preservation Used: 1 = ICE, 2 = HCl, 3 = H_2SO_4, 4 = HNO_3, 5 = NaOH
6 = Other _____, 7 = Other _____

Soil:
Water:

Special Instructions

Water Metals Filtered (Yes/No)? _____

Relinquished by	Company	Date / Time	Received by	Company
[signature]	EMR	10-6 | 4pm	1) [signature]	TestAmerica
2) [signature]	TestAmer	10/6/11 | 1700	2) [signature]	[signature]
3) [signature]	[signature]	10/6/11 | 1845	3) [signature]	[signature]
4)			4)	

5 Day RUSH

Laboratory Certifications: New Jersey (12028), New York (11452), Pennsylvania (68-522), Connecticut (PH-0200), Rhode Island (132).
Massachusetts (M-NJ312), North Carolina (No. 578)

2.1 #

TAL - ...

10/19/2011

Login Sample Receipt Checklist

Client: Enterprise Network Resolutions

Job Number: 460-32106-1

Login Number: 32106

List Source: TestAmerica Edison

List Number: 1

Creator: Smith, Anthony G

Question	Answer	Comment
Radioactivity either was not measured or, if measured, is at or below background	N/A	
The cooler's custody seal, if present, is intact.	N/A	
The cooler or samples do not appear to have been compromised or tampered with.	True	
Samples were received on ice.	True	
Cooler Temperature is acceptable.	True	
Cooler Temperature is recorded.	True	2.1 IR# 50
COC is present.	True	
COC is filled out in ink and legible.	True	
COC is filled out with all pertinent information.	True	
Is the Field Sampler's name present on COC?	True	
There are no discrepancies between the sample IDs on the containers and the COC.	True	
Samples are received within Holding Time.	True	
Sample containers have legible labels.	True	
Containers are not broken or leaking.	True	
Sample collection date/times are provided.	True	
Appropriate sample containers are used.	True	
Sample bottles are completely filled.	True	
Sample Preservation Verified.	True	
There is sufficient vol. for all requested analyses, incl. any requested MS/MSDs	True	
VOA sample vials do not have headspace or bubble is <6mm (1/4") in diameter.	True	
Multiphasic samples are not present.	True	
Samples do not require splitting or compositing.	N/A	
Residual Chlorine Checked.	N/A	

TestAmerica
THE LEADER IN ENVIRONMENTAL TESTING

ANALYTICAL REPORT

Job Number: 460-32107-1

Job Description: Newburgh, NY

For:
Enterprise Network Resolutions
PO BOX 70
874 Piney Hollow Road
Winslow, NJ 08095

Attention: Ted Budzynski



Approved for release.
Cloide Elvie
Project Manager I
10/14/2011 12:16 PM

Cloide Elvie
Project Manager I
cloide.elvie@testamericainc.com
10/14/2011

The test results in this report meet all NELAP requirements unless specified within the case narrative. Pursuant to NELAP, this report may not be reproduced, except in full, without the written approval of the laboratory. All questions regarding this report should be directed to the TestAmerica Edison Project Manager.

TestAmerica Edison Certifications and Approvals: Connecticut: CTDOH #PH-0200, New Jersey: NJDEP (NELAP) #12028, New York: NYDOH (NELAP) #11452, NYDOH (ELAP) #11452, Pennsylvania: PADEP (NELAP) 68-00522 and Rhode Island: RIDOH LAO00132

Table of Contents

Cover Title Page 1

Data Summaries 4

Report Narrative 4

Sample Summary 5

Executive Summary 6

Method Summary 7

Method / Analyst Summary 8

Sample Datasheets 9

QC Data Summary 10

Data Qualifiers 15

QC Association Summary 16

Lab Chronicle 17

Inorganic Sample Data 19

Metals Data 19

Met Cover Page 20

Met Sample Data 21

Met QC Data 22

Met ICV/CCV 22

Met Blanks 25

Met ICSA/ICSAB 31

Met MS/MSD/PDS 33

Met Dup/Trip 36

Met LCS/LCSD 38

Met Serial Dilution 40

Met MDL 42

Met Linear Ranges 46

Table of Contents

Met Preparation Log 47
Met Analysis Run Log 49
Met Prep Data 53
Shipping and Receiving Documents 58
Client Chain of Custody 59
Sample Receipt Checklist 60

CASE NARRATIVE

Client: Enterprise Network Resolutions

Project: Newburgh, NY

Report Number: 460-32107-1

This case narrative is in the form of an exception report, where only the anomalies related to this report, method specific performance and/or QA/QC issues are discussed. If there are no issues to report, this narrative will include a statement that documents that there are no relevant data issues.

It should be noted that samples with elevated Reporting Limits (RLs) as a result of a dilution may not be able to satisfy customer reporting limits in some cases. Such increases in the RLs are unavoidable but acceptable consequence of sample dilution that enables quantification of target analytes or interferences which exceed the calibration range of the instrument.

Calculations are performed before rounding to avoid round-off errors in calculated results.

All holding times were met and proper preservation noted for the methods performed on these samples, unless otherwise detailed in the individual sections below.

RECEIPT

The samples were received on 10/06/2011; the samples arrived in good condition, properly preserved and on ice. The temperature of the coolers at receipt was 2.1 C.

Note: All samples which require thermal preservation are considered acceptable if the arrival temperature is within 2C of the required temperature or method specified range. For samples with a specified temperature of 4C, samples with a temperature ranging from just above freezing temperature of water to 6C shall be acceptable. Samples that are hand delivered immediately following collection may not meet these criteria, however they will be deemed acceptable according to NELAC standards, if there is evidence that the chilling process has begun, such as arrival on ice, etc.

TCLP METALS

Sample 460-32107-1 was analyzed for TCLP metals in accordance with EPA SW-846 Methods 1311/ 6010B. The samples were leached on 10/10/2011, and prepared and analyzed on 10/11/2011.

As a standard practice all TCLP samples are diluted 5X prior to analysis. Further dilutions may be required dependent upon analyte levels in the samples. Refer to the analytical results forms for dilutions.

No difficulties were encountered during the TCLP metals analysis.

All quality control parameters were within the acceptance limits.

TCLP MERCURY

Sample 460-32107-1 was analyzed for TCLP mercury in accordance with EPA SW-846 Methods 1311/7470A. The samples were leached on 10/10/2011, and prepared and analyzed on 10/11/2011.

No difficulties were encountered during the TCLP mercury analysis.

All quality control parameters were within the acceptance limits.

SAMPLE SUMMARY

Client: Enterprise Network Resolutions

Job Number: 460-32107-1

Lab Sample ID	Client Sample ID	Client Matrix	Date/Time Sampled	Date/Time Received
460-32107-1	H-01	Solid	10/06/2011 1400	10/06/2011 1845

EXECUTIVE SUMMARY - Detections

Client: Enterprise Network Resolutions Job Number: 460-32107-1

Lab Sample ID / Analyte	Client Sample ID	Result	Qualifier	Reporting Limit	Units	Method
460-32107-1	**H-01**					
TCLP						
Lead		88.3		25.0	ug/L	6010B

METHOD SUMMARY

Client: Enterprise Network Resolutions Job Number: 460-32107-1

Description	Lab Location	Method	Preparation Method
Matrix: Solid			
Metals (ICP)	TAL EDI	SW846 6010B	
TCLP Extraction	TAL EDI		SW846 1311
Preparation, Total Metals	TAL EDI		SW846 3010A
Mercury (CVAA)	TAL EDI	SW846 7470A	
TCLP Extraction	TAL EDI		SW846 1311
Preparation, Mercury	TAL EDI		SW846 7470A

Lab References:

TAL EDI = TestAmerica Edison

Method References:

SW846 = "Test Methods For Evaluating Solid Waste, Physical/Chemical Methods", Third Edition, November 1986 And Its Updates.

METHOD / ANALYST SUMMARY

Client: Enterprise Network Resolutions

Job Number: 460-32107-1

Method	Analyst	Analyst ID
SW846 6010B	Dave, Virendra	VD
SW846 7470A	Sheikh, Razia B	RBS

Client: Enterprise Network Resolutions | Job Number: 460-32107-1

Client Sample ID: **H-01**

Lab Sample ID: 460-32107-1 | Date Sampled: 10/06/2011 1400
Client Matrix: Solid | Date Received: 10/06/2011 1845

6010B Metals (ICP)-TCLP

Analysis Method:	6010B	Analysis Batch:	460-89093	Instrument ID:	ICP4
Prep Method:	3010A	Prep Batch:	460-89033	Lab File ID:	b10112011.asc
Dilution:	5.0	Leach Batch:	460-88973	Initial Weight/Volume:	100 mL
Analysis Date:	10/11/2011 1350			Final Weight/Volume:	100 mL
Prep Date:	10/11/2011 0943				
Leach Date:	10/10/2011 1700				

Analyte	DryWt Corrected: N	Result (ug/L)	Qualifier	RL	RL
Lead		88.3		25.0	25.0

7470A Mercury (CVAA)-TCLP

Analysis Method:	7470A	Analysis Batch:	460-89097	Instrument ID:	LEEMAN3
Prep Method:	7470A	Prep Batch:	460-89055	Lab File ID:	89051hg1.PRN
Dilution:	1.0	Leach Batch:	460-88973	Initial Weight/Volume:	30 mL
Analysis Date:	10/11/2011 1342			Final Weight/Volume:	30 mL
Prep Date:	10/11/2011 1111				
Leach Date:	10/10/2011 1700				

Analyte	DryWt Corrected: N	Result (ug/L)	Qualifier	RL	RL
Mercury		0.20	U	0.20	0.20

Method Blank - Batch: 460-89033

Method: 6010B
Preparation: 3010A

Lab Sample ID:	MB 460-89033/1-A	Analysis Batch:	460-89093	Instrument ID:	ICP4
Client Matrix:	Water	Prep Batch:	460-89033	Lab File ID:	b10112011.asc
Dilution:	1.0	Leach Batch:	N/A	Initial Weight/Volume:	100 mL
Analysis Date:	10/11/2011 1316	Units:	ug/L	Final Weight/Volume:	100 mL
Prep Date:	10/11/2011 0943				
Leach Date:	N/A				

Analyte	Result	Qual	RL	RL
Lead	5.0	U	5.0	5.0

TCLP SPLPE Leachate Blank - Batch: 460-89033

Method: 6010B
Preparation: 3010A
TCLP

Lab Sample ID:	LB 460-88973/1-B ^5	Analysis Batch:	460-89093	Instrument ID:	ICP4
Client Matrix:	Solid	Prep Batch:	460-89033	Lab File ID:	b10112011.asc
Dilution:	5.0	Leach Batch:	460-88973	Initial Weight/Volume:	100 mL
Analysis Date:	10/11/2011 1358	Units:	ug/L	Final Weight/Volume:	100 mL
Prep Date:	10/11/2011 0943				
Leach Date:	10/10/2011 1700				

Analyte	Result	Qual	RL	RL
Lead	25.0	U	25.0	25.0

Lab Control Sample - Batch: 460-89033

Method: 6010B
Preparation: 3010A

Lab Sample ID:	LCS 460-89033/2-A	Analysis Batch:	460-89093	Instrument ID:	ICP4
Client Matrix:	Water	Prep Batch:	460-89033	Lab File ID:	b10112011.asc
Dilution:	1.0	Leach Batch:	N/A	Initial Weight/Volume:	100 mL
Analysis Date:	10/11/2011 1320	Units:	ug/L	Final Weight/Volume:	100 mL
Prep Date:	10/11/2011 0943				
Leach Date:	N/A				

Analyte	Spike Amount	Result	% Rec.	Limit	Qual
Lead	500	537.7	108	80 - 120	

Client: Enterprise Network Resolutions

Job Number: 460-32107-1

Matrix Spike - Batch: 460-89033

Method: 6010B
Preparation: 3010A
TCLP

Lab Sample ID:	460-32106-A-1-F MS ^5	Analysis Batch:	460-89093	Instrument ID:	ICP4
Client Matrix:	Solid	Prep Batch:	460-89033	Lab File ID:	b10112011.asc
Dilution:	5.0	Leach Batch:	460-88973	Initial Weight/Volume:	100 mL
Analysis Date:	10/11/2011 1343	Units:	ug/L	Final Weight/Volume:	100 mL
Prep Date:	10/11/2011 0943				
Leach Date:	10/10/2011 1700				

Analyte	Sample Result/Qual		Spike Amount	Result	% Rec.	Limit	Qual
Lead	25.0	U	5000	5590	112	75 - 125	

Post Digestion Spike - Batch: 460-89033

Method: 6010B
Preparation: 3010A
TCLP

Lab Sample ID:	460-32106-A-1-D PDS	Analysis Batch:	460-89093	Instrument ID:	ICP4
Client Matrix:	Solid	Prep Batch:	460-89033	Lab File ID:	b10112011.asc
Dilution:	5.0	Leach Batch:	460-88973	Initial Weight/Volume:	100 mL
Analysis Date:	10/11/2011 1346	Units:	ug/L	Final Weight/Volume:	100 mL
Prep Date:	10/11/2011 0943				
Leach Date:	10/10/2011 1700				

Analyte	Sample Result/Qual		Spike Amount	Result	% Rec.	Limit	Qual
Lead	25.0	U	25000	26910	108	75 - 125	

Duplicate - Batch: 460-89033

Method: 6010B
Preparation: 3010A
TCLP

Lab Sample ID:	460-32106-A-1-E DU ^5	Analysis Batch:	460-89093	Instrument ID:	ICP4
Client Matrix:	Solid	Prep Batch:	460-89033	Lab File ID:	b10112011.asc
Dilution:	5.0	Leach Batch:	460-88973	Initial Weight/Volume:	100 mL
Analysis Date:	10/11/2011 1331	Units:	ug/L	Final Weight/Volume:	100 mL
Prep Date:	10/11/2011 0943				
Leach Date:	10/10/2011 1700				

Analyte	Sample Result/Qual		Result	RPD	Limit	Qual
Lead	25.0	U	25.0	NC	20	U

Serial Dilution - Batch: 460-89033

Method: 6010B
Preparation: 3010A
TCLP

Lab Sample ID:	460-32106-A-1-D SD ^2	Analysis Batch:	460-89093	Instrument ID:	ICP4
Client Matrix:	Solid	Prep Batch:	460-89033	Lab File ID:	b10112011.asc
Dilution:	25	Leach Batch:	460-88973	Initial Weight/Volume:	100 mL
Analysis Date:	10/11/2011 1339	Units:	ug/L	Final Weight/Volume:	100 mL
Prep Date:	10/11/2011 0943				
Leach Date:	10/10/2011 1700				

Analyte	Sample Result/Qual		Result	%Diff	Limit	Qual
Lead	25.0	U	125	NC	10	U

Client: Enterprise Network Resolutions

Job Number: 460-32107-1

Method Blank - Batch: 460-89055

Method: 7470A
Preparation: 7470A

Lab Sample ID:	MB 460-89055/1-A	Analysis Batch:	460-89097	Instrument ID:	LEEMAN3
Client Matrix:	Water	Prep Batch:	460-89055	Lab File ID:	89051hg1.PRN
Dilution:	1.0	Leach Batch:	N/A	Initial Weight/Volume:	30 mL
Analysis Date:	10/11/2011 1332	Units:	ug/L	Final Weight/Volume:	30 mL
Prep Date:	10/11/2011 1111				
Leach Date:	N/A				

Analyte	Result	Qual	RL	RL
Mercury	0.20	U	0.20	0.20

TCLP SPLPE Leachate Blank - Batch: 460-89055

Method: 7470A
Preparation: 7470A
TCLP

Lab Sample ID:	LB 460-88973/1-C	Analysis Batch:	460-89097	Instrument ID:	LEEMAN3
Client Matrix:	Solid	Prep Batch:	460-89055	Lab File ID:	89051hg1.PRN
Dilution:	1.0	Leach Batch:	460-88973	Initial Weight/Volume:	30 mL
Analysis Date:	10/11/2011 1346	Units:	ug/L	Final Weight/Volume:	30 mL
Prep Date:	10/11/2011 1111				
Leach Date:	10/10/2011 1700				

Analyte	Result	Qual	RL	RL
Mercury	0.20	U	0.20	0.20

Lab Control Sample - Batch: 460-89055

Method: 7470A
Preparation: 7470A

Lab Sample ID:	LCS 460-89055/2-A	Analysis Batch:	460-89097	Instrument ID:	LEEMAN3
Client Matrix:	Water	Prep Batch:	460-89055	Lab File ID:	89051hg1.PRN
Dilution:	1.0	Leach Batch:	N/A	Initial Weight/Volume:	30 mL
Analysis Date:	10/11/2011 1334	Units:	ug/L	Final Weight/Volume:	30 mL
Prep Date:	10/11/2011 1111				
Leach Date:	N/A				

Analyte	Spike Amount	Result	% Rec.	Limit	Qual
Mercury	5.00	4.62	92	80 - 120	

Client: Enterprise Network Resolutions Job Number: 460-32107-1

Matrix Spike - Batch: 460-89055

Method: 7470A
Preparation: 7470A
TCLP

Lab Sample ID:	460-32108-A-1-E MS	Analysis Batch:	460-89097	Instrument ID:	LEEMAN3
Client Matrix:	Solid	Prep Batch:	460-89055	Lab File ID:	89051hg1.PRN
Dilution:	1.0	Leach Batch:	460-88973	Initial Weight/Volume:	30 mL
Analysis Date:	10/11/2011 1340	Units:	ug/L	Final Weight/Volume:	30 mL
Prep Date:	10/11/2011 1111				
Leach Date:	10/10/2011 1700				

Analyte	Sample Result/Qual		Spike Amount	Result	% Rec.	Limit	Qual
Mercury	0.20	U	5.00	5.05	101	75 - 125	

Duplicate - Batch: 460-89055

Method: 7470A
Preparation: 7470A
TCLP

Lab Sample ID:	460-32108-A-1-D DU	Analysis Batch:	460-89097	Instrument ID:	LEEMAN3
Client Matrix:	Solid	Prep Batch:	460-89055	Lab File ID:	89051hg1.PRN
Dilution:	1.0	Leach Batch:	460-88973	Initial Weight/Volume:	30 mL
Analysis Date:	10/11/2011 1338	Units:	ug/L	Final Weight/Volume:	30 mL
Prep Date:	10/11/2011 1111				
Leach Date:	10/10/2011 1700				

Analyte	Sample Result/Qual		Result	RPD	Limit	Qual
Mercury	0.20	U	0.20	NC	20	U

Serial Dilution - Batch: 460-89055

Method: 7470A
Preparation: 7470A
TCLP

Lab Sample ID:	460-32108-A-1-C SD ^5	Analysis Batch:	460-89097	Instrument ID:	LEEMAN3
Client Matrix:	Solid	Prep Batch:	460-89055	Lab File ID:	89051hg1.PRN
Dilution:	5.0	Leach Batch:	460-88973	Initial Weight/Volume:	30 mL
Analysis Date:	10/11/2011 1348	Units:	ug/L	Final Weight/Volume:	30 mL
Prep Date:	10/11/2011 1111				
Leach Date:	10/10/2011 1700				

Analyte	Sample Result/Qual		Result	%Diff	Limit	Qual
Mercury	0.20	U	1.0	NC	10	U

DATA REPORTING QUALIFIERS

Client: Enterprise Network Resolutions Job Number: 460-32107-1

Lab Section	Qualifier	Description
Metals		
	U	Indicates the analyte was analyzed for but not detected.

Client: Enterprise Network Resolutions Job Number: 460-32107-1

QC Association Summary

Lab Sample ID	Client Sample ID	Report Basis	Client Matrix	Method	Prep Batch
Metals					
Prep Batch: 460-88973					
LB 460-88973/1-B ^5	TCLP SPLPE Leachate Blank	P	Solid	1311	
LB 460-88973/1-C	TCLP SPLPE Leachate Blank	P	Solid	1311	
460-32106-A-1-E DU ^5	Duplicate	P	Solid	1311	
460-32106-A-1-F MS ^5	Matrix Spike	P	Solid	1311	
460-32107-1	H-01	P	Solid	1311	
460-32108-A-1-D DU	Duplicate	P	Solid	1311	
460-32108-A-1-E MS	Matrix Spike	P	Solid	1311	
Prep Batch: 460-89033					
LCS 460-89033/2-A	Lab Control Sample	T	Water	3010A	
MB 460-89033/1-A	Method Blank	T	Water	3010A	
LB 460-88973/1-B ^5	TCLP SPLPE Leachate Blank	P	Solid	3010A	460-88973
460-32106-A-1-E DU ^5	Duplicate	P	Solid	3010A	460-88973
460-32106-A-1-F MS ^5	Matrix Spike	P	Solid	3010A	460-88973
460-32107-1	H-01	P	Solid	3010A	460-88973
Prep Batch: 460-89055					
LCS 460-89055/2-A	Lab Control Sample	T	Water	7470A	
MB 460-89055/1-A	Method Blank	T	Water	7470A	
LB 460-88973/1-C	TCLP SPLPE Leachate Blank	P	Solid	7470A	460-88973
460-32107-1	H-01	P	Solid	7470A	460-88973
460-32108-A-1-D DU	Duplicate	P	Solid	7470A	460-88973
460-32108-A-1-E MS	Matrix Spike	P	Solid	7470A	460-88973
Analysis Batch:460-89093					
LB 460-88973/1-B ^5	TCLP SPLPE Leachate Blank	P	Solid	6010B	460-89033
LCS 460-89033/2-A	Lab Control Sample	T	Water	6010B	460-89033
MB 460-89033/1-A	Method Blank	T	Water	6010B	460-89033
460-32106-A-1-E DU ^5	Duplicate	P	Solid	6010B	460-89033
460-32106-A-1-F MS ^5	Matrix Spike	P	Solid	6010B	460-89033
460-32107-1	H-01	P	Solid	6010B	460-89033
Analysis Batch:460-89097					
LB 460-88973/1-C	TCLP SPLPE Leachate Blank	P	Solid	7470A	460-89055
LCS 460-89055/2-A	Lab Control Sample	T	Water	7470A	460-89055
MB 460-89055/1-A	Method Blank	T	Water	7470A	460-89055
460-32107-1	H-01	P	Solid	7470A	460-89055
460-32108-A-1-D DU	Duplicate	P	Solid	7470A	460-89055
460-32108-A-1-E MS	Matrix Spike	P	Solid	7470A	460-89055

Report Basis
P = TCLP
T = Total

Client: Enterprise Network Resolutions Job Number: 460-32107-1

Laboratory Chronicle

Lab ID: 460-32107-1 **Client ID:** H-01

Sample Date/Time: 10/06/2011 14:00 Received Date/Time: 10/06/2011 18:45

Method	Bottle ID	Run	Analysis Batch	Prep Batch	Date Prepared / Analyzed	Dil	Lab	Analyst
P:3010A	460-32107-A-1-C ^5		460-89093	460-89033	10/11/2011 09:43	5	TAL EDI	MC
A:6010B	460-32107-A-1-C ^5		460-89093	460-89033	10/11/2011 13:50	5	TAL EDI	VD
P:7470A	460-32107-A-1-D		460-89097	460-89055	10/11/2011 11:11	1	TAL EDI	RBS
A:7470A	460-32107-A-1-D		460-89097	460-89055	10/11/2011 13:42	1	TAL EDI	RBS

Lab ID: MB **Client ID:** N/A

Sample Date/Time: N/A Received Date/Time: N/A

Method	Bottle ID	Run	Analysis Batch	Prep Batch	Date Prepared / Analyzed	Dil	Lab	Analyst
P:3010A	MB 460-89033/1-A		460-89093	460-89033	10/11/2011 09:43	1	TAL EDI	MC
A:6010B	MB 460-89033/1-A		460-89093	460-89033	10/11/2011 13:16	1	TAL EDI	VD
P:7470A	MB 460-89055/1-A		460-89097	460-89055	10/11/2011 11:11	1	TAL EDI	RBS
A:7470A	MB 460-89055/1-A		460-89097	460-89055	10/11/2011 13:32	1	TAL EDI	RBS

Lab ID: LB **Client ID:** N/A

Sample Date/Time: N/A Received Date/Time: N/A

Method	Bottle ID	Run	Analysis Batch	Prep Batch	Date Prepared / Analyzed	Dil	Lab	Analyst
P:3010A	LB 460-88973/1-B ^5		460-89093	460-89033	10/11/2011 09:43	5	TAL EDI	MC
A:6010B	LB 460-88973/1-B ^5		460-89093	460-89033	10/11/2011 13:58	5	TAL EDI	VD
P:7470A	LB 460-88973/1-C		460-89097	460-89055	10/11/2011 11:11	1	TAL EDI	RBS
A:7470A	LB 460-88973/1-C		460-89097	460-89055	10/11/2011 13:46	1	TAL EDI	RBS

Lab ID: LCS **Client ID:** N/A

Sample Date/Time: N/A Received Date/Time: N/A

Method	Bottle ID	Run	Analysis Batch	Prep Batch	Date Prepared / Analyzed	Dil	Lab	Analyst
P:3010A	LCS 460-89033/2-A		460-89093	460-89033	10/11/2011 09:43	1	TAL EDI	MC
A:6010B	LCS 460-89033/2-A		460-89093	460-89033	10/11/2011 13:20	1	TAL EDI	VD
P:7470A	LCS 460-89055/2-A		460-89097	460-89055	10/11/2011 11:11	1	TAL EDI	RBS
A:7470A	LCS 460-89055/2-A		460-89097	460-89055	10/11/2011 13:34	1	TAL EDI	RBS

Client: Enterprise Network Resolutions Job Number: 460-32107-1

Laboratory Chronicle

Lab ID: MS **Client ID:** N/A

Sample Date/Time: 10/06/2011 18:45 Received Date/Time: 10/06/2011 18:45

Method	Bottle ID	Run	Analysis Batch	Prep Batch	Date Prepared / Analyzed	Dil	Lab	Analyst
P:3010A	460-32106-A-1-F MS ^5		460-89093	460-89033	10/11/2011 09:43	5	TAL EDI	MC
A:6010B	460-32106-A-1-F MS ^5		460-89093	460-89033	10/11/2011 13:43	5	TAL EDI	VD
P:7470A	460-32108-A-1-E MS		460-89097	460-89055	10/11/2011 11:11	1	TAL EDI	RBS
A:7470A	460-32108-A-1-E MS		460-89097	460-89055	10/11/2011 13:40	1	TAL EDI	RBS

Lab ID: DU **Client ID:** N/A

Sample Date/Time: 10/06/2011 18:45 Received Date/Time: 10/06/2011 18:45

Method	Bottle ID	Run	Analysis Batch	Prep Batch	Date Prepared / Analyzed	Dil	Lab	Analyst
P:3010A	460-32106-A-1-E DU ^5		460-89093	460-89033	10/11/2011 09:43	5	TAL EDI	MC
A:6010B	460-32106-A-1-E DU ^5		460-89093	460-89033	10/11/2011 13:31	5	TAL EDI	VD
P:7470A	460-32108-A-1-D DU		460-89097	460-89055	10/11/2011 11:11	1	TAL EDI	RBS
A:7470A	460-32108-A-1-D DU		460-89097	460-89055	10/11/2011 13:38	1	TAL EDI	RBS

Lab ID: SD **Client ID:** N/A

Sample Date/Time: 10/06/2011 18:45 Received Date/Time: 10/06/2011 18:45

Method	Bottle ID	Run	Analysis Batch	Prep Batch	Date Prepared / Analyzed	Dil	Lab	Analyst
P:3010A	460-32106-A-1-D SD ^2		460-89093	460-89033	10/11/2011 09:43	25	TAL EDI	MC
A:6010B	460-32106-A-1-D SD ^2		460-89093	460-89033	10/11/2011 13:39	25	TAL EDI	VD
P:3010A	460-32106-A-1-D PDS		460-89093	460-89033	10/11/2011 09:43	5	TAL EDI	MC
A:6010B	460-32106-A-1-D PDS		460-89093	460-89033	10/11/2011 13:46	5	TAL EDI	VD
P:7470A	460-32108-A-1-C SD ^5		460-89097	460-89055	10/11/2011 11:11	5	TAL EDI	RBS
A:7470A	460-32108-A-1-C SD ^5		460-89097	460-89055	10/11/2011 13:48	5	TAL EDI	RBS

Lab References:
TAL EDI = TestAmerica Edison

METALS

COVER PAGE
METALS

Lab Name: TestAmerica Edison Job Number: 460-32107-1

SDG No.:

Project: Newburgh, NY

Client Sample ID	Lab Sample ID
H-01	460-32107-1

Comments:

1A-IN
INORGANIC ANALYSIS DATA SHEET
METALS - TCLP

Client Sample ID: H-01 Lab Sample ID: 460-32107-1

Lab Name: TestAmerica Edison Job No.: 460-32107-1

SDG ID.:

Matrix: Solid Date Sampled: 10/06/2011 14:00

Reporting Basis: WET Date Received: 10/06/2011 18:45

CAS No.	Analyte	Result	RL		Units	C	Q	DIL	Method
7439-92-1	Lead	88.3	25.0		ug/L			5	6010B
7439-97-6	Mercury	0.20	0.20		ug/L	U		1	7470A

2A-IN
CALIBRATION VERIFICATIONS
METALS

Lab Name: TestAmerica Edison Job No.: 460-32107-1

SDG No.:

ICV Source: ME_CCV_DUO_00039 Concentration Units: ug/L

CCV Source: ME_CCV_DUO_00039

Analyte	ICV 460-89093/6 10/11/2011 11:55				CCV 460-89093/18 10/11/2011 12:40				CCV 460-89093/30 10/11/2011 13:24			
	Found	C	True	%R	Found	C	True	%R	Found	C	True	%R
Lead	7901		7500	105	8170		7500	109	8189		7500	109

Note! Calculations are performed before rounding to avoid round-off errors in calculated results.
Italicized analytes were not requested for this sequence.

2A-IN
CALIBRATION VERIFICATIONS
METALS

Lab Name: TestAmerica Edison Job No.: 460-32107-1

SDG No.:

ICV Source: ME_CCV_DUO_00039 Concentration Units: ug/L

CCV Source: ME_CCV_DUO_00039

Analyte	CCV 460-89093/42 10/11/2011 14:09											
	Found	C	True	%R	Found	C	True	%R	Found	C	True	%R
Lead	7924		7500	106								

Note! Calculations are performed before rounding to avoid round-off errors in calculated results.
Italicized analytes were not requested for this sequence.

2A-IN
CALIBRATION VERIFICATIONS
METALS

Lab Name: TestAmerica Edison Job No.: 460-32107-1

SDG No.:

ICV Source: ME_DCAL-IN_00646 Concentration Units: ug/L

CCV Source: ME_DCAL-IN_00646

Analyte	ICV 460-89051/31-A 10/11/2011 12:26				CCV 460-89051/33-A 10/11/2011 13:28				CCV 460-89051/33-A 10/11/2011 13:50			
	Found	C	True	%R	Found	C	True	%R	Found	C	True	%R
Mercury	5.07		5.00	101	5.13		5.00	103	5.02		5.00	100

Note! Calculations are performed before rounding to avoid round-off errors in calculated results.
Italicized analytes were not requested for this sequence.

3-IN
INSTRUMENT BLANKS
METALS

Lab Name: TestAmerica Edison Job No.: 460-32107-1

SDG No.:

Concentration Units: ug/L

Analyte	RL	ICB 460-89093/7 10/11/2011 11:58		CCB 460-89093/19 10/11/2011 12:43		CCB 460-89093/31 10/11/2011 13:27		CCB 460-89093/43 10/11/2011 14:13	
		Found	C	Found	C	Found	C	Found	C
Lead	5.0	5.0	U	5.0	U	5.0	U	5.0	U

Italicized analytes were not requested for this sequence.

3-IN
INSTRUMENT BLANKS
METALS

Lab Name: TestAmerica Edison Job No.: 460-32107-1

SDG No.:

Concentration Units: ug/L

Analyte	RL	ICB 460-89097/8 10/11/2011 12:28		CCB 460-89097/41 10/11/2011 13:30		CCB 460-89097/52 10/11/2011 13:52			
		Found	C	Found	C	Found	C	Found	C
Mercury	0.20	0.20	U	0.20	U	0.20	U		

Italicized analytes were not requested for this sequence.

3-IN
METHOD BLANK
METALS

Lab Name: TestAmerica Edison Job No.: 460-32107-1

SDG No.:

Concentration Units: ug/L Lab Sample ID: MB 460-89033/1-A

Instrument Code: ICP4 Batch No.: 89093

CAS No.	Analyte	Concentration	C	Q	Method
7439-92-1	Lead	5.0	U		6010B

3-IN
METHOD BLANK
METALS - TCLP

Lab Name: TestAmerica Edison Job No.: 460-32107-1

SDG No.:

Concentration Units: ug/L Lab Sample ID: LB 460-88973/1-B ^5

Instrument Code: ICP4 Batch No.: 89093

CAS No.	Analyte	Concentration	C	Q	Method
7439-92-1	Lead	25.0	U		6010B

3-IN
METHOD BLANK
METALS

Lab Name: TestAmerica Edison Job No.: 460-32107-1

SDG No.:

Concentration Units: ug/L Lab Sample ID: MB 460-89055/1-A

Instrument Code: LEEMAN3 Batch No.: 89097

CAS No.	Analyte	Concentration	C	Q	Method
7439-97-6	Mercury	0.20	U		7470A

3-IN
METHOD BLANK
METALS - TCLP

Lab Name: TestAmerica Edison Job No.: 460-32107-1

SDG No.:

Concentration Units: ug/L Lab Sample ID: LB 460-88973/1-C

Instrument Code: LEEMAN3 Batch No.: 89097

CAS No.	Analyte	Concentration	C	Q	Method
7439-97-6	Mercury	0.20	U		7470A

4A-IN
INTERFERENCE CHECK STANDARD
METALS

Lab Name: TestAmerica Edison Job No.: 460-32107-1

SDG No.:

Lab Sample ID: ICSA 460-89093/8 Instrument ID: ICP4

Lab File ID: b10112011.asc ICS Source: ME_ICSA_Duo_00034

Concentration Units: ug/L

Analyte	True Solution A	Found Solution A	Found Percent Recovery
Lead		**-1.44**	
Aluminum	*500000*	*520800*	*104*
Antimony		*-1.60*	
Arsenic		*-7.48*	
Barium		*3.58*	
Beryllium		*0.0793*	
Boron		*3.30*	
Cadmium		*7.68*	
Calcium	*500000*	*459300*	*92*
Chromium		*1.81*	
Cobalt		*-0.301*	
Copper		*3.22*	
Iron	*200000*	*204300*	*102*
Magnesium	*500000*	*521300*	*104*
Manganese		*-0.812*	
Molybdenum		*-3.13*	
Nickel		*-0.179*	
Potassium		*90.0*	
Selenium		*0.501*	
Silver		*-0.821*	
Sodium		*-111*	
Strontium		*-2.09*	
Thallium		*-2.70*	
Tin		*0.0172*	
Titanium		*-0.209*	
Vanadium		*-3.38*	
Zinc		*-0.603*	

Calculations are performed before rounding to avoid round-off errors in calculated results.

FORM IVA-IN

4A-IN
INTERFERENCE CHECK STANDARD
METALS

Lab Name: TestAmerica Edison Job No.: 460-32107-1

SDG No.:

Lab Sample ID: ICSAB 460-89093/9 Instrument ID: ICP4

Lab File ID: b10112011.asc ICS Source: ME_ICSAB_DUO_00032

Concentration Units: ug/L

Analyte	True Solution AB	Found Solution AB	Found Percent Recovery
Lead	**100**	**101**	**101**
Aluminum	*500000*	*513900*	*103*
Antimony	*100*	*97.6*	*98*
Arsenic	*100*	*96.6*	*97*
Barium	*100*	*111*	*111*
Beryllium	*100*	*101*	*101*
Boron	*100*	*108*	*108*
Cadmium	*100*	*111*	*111*
Calcium	*500000*	*452000*	*90*
Chromium	*100*	*107*	*107*
Cobalt	*100*	*103*	*103*
Copper	*100*	*105*	*105*
Iron	*200000*	*209500*	*105*
Magnesium	*500000*	*537600*	*107*
Manganese	*100*	*106*	*106*
Molybdenum	*100*	*101*	*101*
Nickel	*100*	*101*	*101*
Potassium	*10000*	*10900*	*109*
Selenium	*100*	*106*	*106*
Silver	*100*	*110*	*110*
Sodium	*10000*	*10750*	*108*
Strontium	*100*	*114*	*114*
Thallium	*100*	*93.2*	*93*
Tin	*100*	*94.3*	*94*
Titanium	*100*	*101*	*101*
Vanadium	*100*	*103*	*103*
Zinc	*100*	*102*	*102*

Calculations are performed before rounding to avoid round-off errors in calculated results.

FORM IVA-IN

5A-IN
MATRIX SPIKE SAMPLE RECOVERY
METALS - TCLP

Client ID: _____ Lab ID: 460-32106-A-1-F MS ^5

Lab Name: TestAmerica Edison Job No.: 460-32107-1

SDG No.: _____

Matrix: Solid Concentration Units: ug/L

% Solids: _____

Analyte	SSR	C	Sample Result (SR)	C	Spike Added (SA)	%R	Control Limit %R	Q	Method
Lead	5590		25.0	U	5000	112	75-125		6010B

SSR = Spiked Sample Result

Calculations are performed before rounding to avoid round-off errors in calculated results.

FORM VA - IN

5A-IN
MATRIX SPIKE SAMPLE RECOVERY
METALS - TCLP

Client ID: Lab ID: 460-32108-A-1-E MS

Lab Name: TestAmerica Edison Job No.: 460-32107-1

SDG No.:

Matrix: Solid Concentration Units: ug/L

% Solids:

Analyte	SSR	C	Sample Result (SR)	C	Spike Added (SA)	%R	Control Limit %R	Q	Method
Mercury	5.05		0.20	U	5.00	101	75-125		7470A

SSR = Spiked Sample Result

Calculations are performed before rounding to avoid round-off errors in calculated results.

FORM VA - IN

5B-IN
POST DIGESTION SPIKE SAMPLE RECOVERY
METALS - TCLP

Client ID: _____ Lab ID: 460-32106-A-1-D PDS

Lab Name: TestAmerica Edison Job No.: 460-32107-1

SDG No.: _____

Matrix: Solid Concentration Units: ug/L

Analyte	SSR	C	Sample Result (SR)	C	Spike Added (SA)	%R	Control Limit %R	Q	Method
Lead	26910		25.0	U	25000	108	75-125		6010B

SSR = Spiked Sample Result

Calculations are performed before rounding to avoid round-off errors in calculated results.

FORM VB - IN

6-IN
DUPLICATES
METALS - TCLP

Client ID: _____ Lab ID: 460-32106-A-1-E DU ^5

Lab Name: TestAmerica Edison Job No.: 460-32107-1

SDG No.: _____

% Solids for Sample: _____ % Solids for Duplicate: _____

Matrix: Solid Concentration Units: ug/L

Analyte	Control Limit	Sample (S)	C	Duplicate (D)	C	RPD	Q	Method
Lead	25.0	25.0	U	25.0	U	NC		6010B

Calculations are performed before rounding to avoid round-off errors in calculated results.

FORM VI-IN

6-IN
DUPLICATES
METALS - TCLP

Client ID: _____ Lab ID: 460-32108-A-1-D DU

Lab Name: TestAmerica Edison Job No.: 460-32107-1

SDG No.: _____

% Solids for Sample: _____ % Solids for Duplicate: _____

Matrix: Solid Concentration Units: ug/L

Analyte	Control Limit	Sample (S)	C	Duplicate (D)	C	RPD	Q	Method
Mercury	0.20	0.20	U	0.20	U	NC		7470A

Calculations are performed before rounding to avoid round-off errors in calculated results.

FORM VI-IN

7A-IN
LAB CONTROL SAMPLE
METALS

Lab ID: LCS 460-89033/2-A

Lab Name: TestAmerica Edison Job No.: 460-32107-1

Sample Matrix: Water LCS Source: ME_LCS-int_00025

Analyte	Water(ug/L)							
	True	Found	C	%R	Limits		Q	Method
Lead	500	537.7		108	80	120		6010B

Calculations are performed before rounding to avoid round-off errors in calculated results.

FORM VIIA - IN

7A-IN
LAB CONTROL SAMPLE
METALS

Lab ID: LCS 460-89055/2-A

Lab Name: TestAmerica Edison Job No.: 460-32107-1

Sample Matrix: Water LCS Source: ME_HG_TCLP_00407

Analyte	Water(ug/L)							
	True	Found	C	%R	Limits		Q	Method
Mercury	5.00	4.62		92	80	120		7470A

Calculations are performed before rounding to avoid round-off errors in calculated results.

FORM VIIA - IN

8-IN
ICP-AES AND ICP-MS SERIAL DILUTIONS
METALS - TCLP

Lab ID: 460-32106-A-1-D SD ^2

SDG No:

Lab Name: TestAmerica Edison Job No: 460-32107-1

Matrix: Solid Concentration Units: ug/L

Analyte	Initial Sample Result (I)	C	Serial Dilution Result (S)	C	% Difference	Q	Method
Lead	25.0	U	125	U	NC		6010B

Calculations are performed before rounding to avoid round-off errors in calculated results.

FORM VIII-IN

8-IN
ICP-AES AND ICP-MS SERIAL DILUTIONS
METALS - TCLP

Lab ID: 460-32108-A-1-C SD ^5

SDG No:

Lab Name: TestAmerica Edison Job No: 460-32107-1

Matrix: Solid Concentration Units: ug/L

Analyte	Initial Sample Result (I)	C	Serial Dilution Result (S)	C	% Difference	Q	Method
Mercury	0.20	U	1.0	U	NC		7470A

Calculations are performed before rounding to avoid round-off errors in calculated results.

FORM VIII-IN

9-IN
DETECTION LIMITS
METALS - TCLP

Lab Name: TestAmerica Edison Job Number: 460-32107-1

SDG Number:

Matrix: Solid Instrument ID: ICP4

Method: 6010B RL Date: 12/30/2008 09:39

Prep Method: 3010A

Leach Method: 1311

Analyte	Wavelength/ Mass	RL (ug/L)	
Lead		5	

9-IN
CALIBRATION BLANK DETECTION LIMITS
METALS - TCLP

Lab Name: TestAmerica Edison Job Number: 460-32107-1

SDG Number:

Matrix: Solid Instrument ID: ICP4

Method: 6010B XMDL Date: 12/30/2008 09:40

Analyte	Wavelength/ Mass	XRL (ug/L)	XMDL (ug/L)
Lead		5	2.787

9-IN
DETECTION LIMITS
METALS - TCLP

Lab Name: TestAmerica Edison Job Number: 460-32107-1

SDG Number:

Matrix: Solid Instrument ID: LEEMAN3

Method: 7470A RL Date: 10/20/2006 12:04

Prep Method: 7470A

Leach Method: 1311

Analyte	Wavelength/ Mass	RL (ug/L)	
Mercury		0.2	

9-IN
CALIBRATION BLANK DETECTION LIMITS
METALS - TCLP

Lab Name: TestAmerica Edison Job Number: 460-32107-1

SDG Number:

Matrix: Solid Instrument ID: LEEMAN3

Method: 7470A XMDL Date: 12/30/2008 14:29

Analyte	Wavelength/ Mass	XRL (ug/L)	XMDL (ug/L)
Mercury		0.2	0.185

11-IN
LINEAR RANGES
METALS

Lab Name: TestAmerica Edison Job No: 460-32107-1

SDG No.:

Instrument ID: ICP4 Date: 01/06/2009 11:38

Analyte	Integ. Time (Sec.)	Concentration (ug/L)	Method
Lead		20000	6010B

12-IN
PREPARATION LOG
METALS

Lab Name: TestAmerica Edison Job No.: 460-32107-1

SDG No.:

Prep Method: 3010A

Lab Sample ID	Preparation Date	Prep Batch	Initial Weight	Initial Volume (mL)	Final Volume (mL)
MB 460-89033/1-A	10/11/2011 09:43	89033		100	100
LCS 460-89033/2-A	10/11/2011 09:43	89033		100	100
460-32106-A-1-E DU ^5	10/11/2011 09:43	89033		100	100
460-32106-A-1-F MS ^5	10/11/2011 09:43	89033		100	100
460-32107-1	10/11/2011 09:43	89033		100	100
LB 460-88973/1-B ^5	10/11/2011 09:43	89033		100	100

12-IN
PREPARATION LOG
METALS

Lab Name: TestAmerica Edison Job No.: 460-32107-1

SDG No.:

Prep Method: 7470A

Lab Sample ID	Preparation Date	Prep Batch	Initial Weight	Initial Volume (mL)	Final Volume (mL)
MB 460-89055/1-A	10/11/2011 11:11	89055		30	30
LCS 460-89055/2-A	10/11/2011 11:11	89055		30	30
460-32108-A-1-D DU	10/11/2011 11:11	89055		30	30
460-32108-A-1-E MS	10/11/2011 11:11	89055		30	30
460-32107-1	10/11/2011 11:11	89055		30	30
LB 460-88973/1-C	10/11/2011 11:11	89055		30	30

13-IN
ANALYSIS RUN LOG
METALS

Lab Name: TestAmerica Edison Job No.: 460-32107-1

SDG No.:

Instrument ID: ICP4 Method: 6010B

Start Date: 10/11/2011 11:36 End Date: 10/11/2011 14:13

Lab Sample ID	D / F	Type	Time	Analytes																				
				Pb																				
ZZZZZZ			11:36																					
ZZZZZZ			11:40																					
ZZZZZZ			11:43																					
ZZZZZZ			11:47																					
ZZZZZZ			11:51																					
ICV 460-89093/6	1		11:55	X																				
ICB 460-89093/7	1		11:58	X																				
ICSA 460-89093/8	1		12:02	X																				
ICSAB 460-89093/9	1		12:06	X																				
ZZZZZZ			12:10																					
ZZZZZZ			12:14																					
ZZZZZZ			12:17																					
ZZZZZZ			12:21																					
ZZZZZZ			12:25																					
ZZZZZZ			12:28																					
ZZZZZZ			12:32																					
ZZZZZZ			12:36																					
CCV 460-89093/18	1		12:40	X																				
CCB 460-89093/19	1		12:43	X																				
ZZZZZZ			12:47																					
ZZZZZZ			12:51																					
ZZZZZZ			12:55																					
ZZZZZZ			12:58																					
ZZZZZZ			13:02																					
ZZZZZZ			13:06																					
ZZZZZZ			13:09																					
ZZZZZZ			13:13																					
MB 460-89033/1-A	1	T	13:16	X																				
LCS 460-89033/2-A	1	T	13:20	X																				
CCV 460-89093/30	1		13:24	X																				
CCB 460-89093/31	1		13:27	X																				
460-32106-A-1-E DU ^5	5	P	13:31	X																				
ZZZZZZ			13:35																					
460-32106-A-1-D SD ^2	25	P	13:39	X																				
460-32106-A-1-F MS ^5	5	P	13:43	X																				
460-32106-A-1-D PDS	5	P	13:46	X																				
460-32107-1	5	P	13:50	X																				
ZZZZZZ			13:54																					
LB 460-88973/1-B ^5	5	P	13:58	X																				
ZZZZZZ			14:02																					
ZZZZZZ			14:05																					
CCV 460-89093/42	1		14:09	X																				

13-IN
ANALYSIS RUN LOG
METALS

Lab Name: TestAmerica Edison Job No.: 460-32107-1

SDG No.:

Instrument ID: ICP4 Method: 6010B

Start Date: 10/11/2011 11:36 End Date: 10/11/2011 14:13

Lab Sample ID	D / F	Type	Time	Analytes																			
				Pb																			
CCB 460-89093/43	1		14:13	X																			

Prep Types

P = TCLP

T = Total/NA

13-IN
ANALYSIS RUN LOG
METALS

Lab Name: TestAmerica Edison Job No.: 460-32107-1

SDG No.:

Instrument ID: LEEMAN3 Method: 7470A

Start Date: 10/11/2011 12:15 End Date: 10/11/2011 14:31

Lab Sample ID	D/F	Type	Time	Analytes																				
				Hg																				
IC 460-89051/25-A			12:15	X																				
IC 460-89051/26-A			12:17	X																				
IC 460-89051/27-A			12:19	X																				
IC 460-89051/28-A			12:20	X																				
IC 460-89051/29-A			12:22	X																				
IC 460-89051/30-A			12:24	X																				
ICV 460-89051/31-A	1		12:26	X																				
ICB 460-89097/8	1		12:28	X																				
ZZZZZZ			12:30																					
ZZZZZZ			12:32																					
ZZZZZZ			12:33																					
ZZZZZZ			12:35																					
ZZZZZZ			12:37																					
ZZZZZZ			12:39																					
ZZZZZZ			12:41																					
ZZZZZZ			12:43																					
ZZZZZZ			12:45																					
CCV 460-89051/33-A			12:47																					
CCB 460-89097/19			12:49																					
ZZZZZZ			12:51																					
ZZZZZZ			12:53																					
ZZZZZZ			12:54																					
ZZZZZZ			12:56																					
ZZZZZZ			12:58																					
ZZZZZZ			13:00																					
ZZZZZZ			13:02																					
ZZZZZZ			13:04																					
CCV 460-89051/33-A			13:06																					
CCB 460-89097/29			13:08																					
ZZZZZZ			13:09																					
ZZZZZZ			13:11																					
ZZZZZZ			13:13																					
ZZZZZZ			13:15																					
ZZZZZZ			13:17																					
ZZZZZZ			13:19																					
ZZZZZZ			13:21																					
ZZZZZZ			13:23																					
ZZZZZZ			13:25																					
ZZZZZZ			13:27																					
CCV 460-89051/33-A	1		13:28	X																				
CCB 460-89097/41	1		13:30	X																				
MB 460-89055/1-A	1	T	13:32	X																				

13-IN
ANALYSIS RUN LOG
METALS

Lab Name: TestAmerica Edison Job No.: 460-32107-1

SDG No.:

Instrument ID: LEEMAN3 Method: 7470A

Start Date: 10/11/2011 12:15 End Date: 10/11/2011 14:31

Lab Sample ID	D/F	Type	Time	Analytes																				
				Hg																				
LCS 460-89055/2-A	1	T	13:34	X																				
ZZZZZZ			13:36																					
460-32108-A-1-D DU	1	P	13:38	X																				
460-32108-A-1-E MS	1	P	13:40	X																				
460-32107-1	1	P	13:42	X																				
ZZZZZZ			13:45																					
LB 460-88973/1-C	1	P	13:46	X																				
460-32108-A-1-C SD ^5	5	P	13:48	X																				
CCV 460-89051/33-A	1		13:50	X																				
CCB 460-89097/52	1		13:52	X																				
ZZZZZZ			13:54																					
ZZZZZZ			13:56																					
ZZZZZZ			13:58																					
ZZZZZZ			13:59																					
ZZZZZZ			14:01																					
ZZZZZZ			14:03																					
ZZZZZZ			14:05																					
ZZZZZZ			14:07																					
CCV 460-89051/33-A			14:08																					
CCB 460-89097/62			14:10																					
ZZZZZZ			14:12																					
ZZZZZZ			14:14																					
ZZZZZZ			14:16																					
ZZZZZZ			14:18																					
ZZZZZZ			14:20																					
ZZZZZZ			14:21																					
ZZZZZZ			14:23																					
ZZZZZZ			14:25																					
ZZZZZZ			14:27																					
CCV 460-89051/33-A			14:29																					
CCB 460-89097/73			14:31																					

Prep Types

P = TCLP

T = Total/NA

METALS BATCH WORKSHEET

Lab Name: TestAmerica Edison Job No.: 460-32107-1

SDG No.:

Batch Number: 88973 Batch Start Date: 10/10/11 17:00 Batch Analyst: Carlone, John

Batch Method: 1311 Batch End Date: 10/11/11 09:00

Lab Sample ID	Client Sample ID	Method Chain	Basis	InitialAmount	FinalAmount	EFD_InitialpH	EFD_AddHClpH>5	InitialRoomTemp	FinalRoomTemp
LB 460-88973/1		1311, 3010A, 6010B			2000 mL	4.90 SU		23.0 Celsius	22.5 Celsius
460-32107-A-1	H-01	1311, 3010A, 6010B	P	100 g	2000 mL	6.90 SU	1.67	23.0 Celsius	22.5 Celsius

Lab Sample ID	Client Sample ID	Method Chain	Basis	VesselNumber	FiltCompDate	FiltCompTime	ExtractFluid	AnalysisComment	
LB 460-88973/1		1311, 3010A, 6010B		MA2	10/11/11	0915	TF1100611	TCLP fluid 1: prep 10/6/11, exp: 4/6/12; pH measured on 10/11/11@0945	
460-32107-A-1	H-01	1311, 3010A, 6010B	P	TA149	10/11/11	0920	TF1100611	TCLP fluid 1: prep 10/6/11, exp: 4/6/12; pH measured on 10/11/11@0946	

Batch Notes	
Balance ID	51
Batch Comment	Thermo # 6954 Min temp = 22.0C Max temp = 23.0C
pH Meter ID	D
TCLP Fluid 1 ID	TF1100611 prep: 10/6/11 exp: 4/6/12
Tumbler Rotations per Minute	29

Basis	Basis Description
P	TCLP

METALS BATCH WORKSHEET

Lab Name: TestAmerica Edison Job No.: 460-32107-1

SDG No.:

Batch Number: 89033 Batch Start Date: 10/11/11 09:43 Batch Analyst: Chen, Mandi

Batch Method: 3010A Batch End Date: 10/11/11 14:00

Lab Sample ID	Client Sample ID	Method Chain	Basis	InitialAmount	FinalAmount	ME_LCS-int 00025	ME_TCLPspk 00012		
MB 460-89033/1		3010A, 6010B		100 mL	100 mL				
LCS 460-89033/2		3010A, 6010B		100 mL	100 mL	2 mL			
460-32106-A-1-A DU		3010A, 6010B	P	100 mL	100 mL				
460-32106-A-1-A MS		3010A, 6010B	P	100 mL	100 mL		1 mL		
460-32107-A-1-B	H-01	3010A, 6010B	P	100 mL	100 mL				
LB 460-88973/1-A		3010A, 6010B		100 mL	100 mL				

Batch Notes	
Lot # of hydrochloric acid	K14068
Lot # of Nitric Acid	K15028
Hot Block ID number	3
Pipette ID	36
ID number of the thermometer	ICP-3

Basis	Basis Description
P	TCLP

METALS BATCH WORKSHEET

Lab Name: TestAmerica Edison Job No.: 460-32107-1

SDG No.:

Batch Number: 88973 Batch Start Date: 10/10/11 17:00 Batch Analyst: Carlone, John

Batch Method: 1311 Batch End Date: 10/11/11 09:00

Lab Sample ID	Client Sample ID	Method Chain	Basis	InitialAmount	FinalAmount	EFD_InitialpH	EFD_AddHClpH>5	InitialRoomTemp	FinalRoomTemp
LB 460-88973/1		1311, 7470A, 7470A			2000 mL	4.90 SU		23.0 Celsius	22.5 Celsius
460-32107-A-1	H-01	1311, 7470A, 7470A	P	100 g	2000 mL	6.90 SU	1.67	23.0 Celsius	22.5 Celsius

Lab Sample ID	Client Sample ID	Method Chain	Basis	VesselNumber	FiltCompDate	FiltCompTime	ExtractFluid	AnalysisComment	
LB 460-88973/1		1311, 7470A, 7470A		MA2	10/11/11	0915	TF1100611	TCLP fluid 1: prep 10/6/11, exp: 4/6/12; pH measured on 10/11/11@0945	
460-32107-A-1	H-01	1311, 7470A, 7470A	P	TA149	10/11/11	0920	TF1100611	TCLP fluid 1: prep 10/6/11, exp: 4/6/12; pH measured on 10/11/11@0946	

Batch Notes	
Balance ID	51
Batch Comment	Thermo # 6954 Min temp = 22.0C Max temp = 23.0C
pH Meter ID	D
TCLP Fluid 1 ID	TF1100611 prep: 10/6/11 exp: 4/6/12
Tumbler Rotations per Minute	29

Basis	Basis Description
P	TCLP

METALS BATCH WORKSHEET

Lab Name: TestAmerica Edison Job No.: 460-32107-1

SDG No.:

Batch Number: 89051 Batch Start Date: 10/11/11 10:56 Batch Analyst: Sheikh, Razia B

Batch Method: 245.1 Batch End Date: 10/11/11 12:56

Lab Sample ID	Client Sample ID	Method Chain	Basis	InitialAmount	FinalAmount	ME_DCAL-IN 00646			
ICV 460-89051/31		245.1, 7470A		100 mL	100 mL	5 mL			
CCV 460-89051/33		245.1, 7470A		100 mL	100 mL	5 mL			

Batch Notes	
Hydroxylamine Hydrochloride Lot	hgr01375
Sulfuric Acid Lot Number	k03051
Lot # of hydrochloric acid	hgr01376
Lot # of Nitric Acid	k15028
Hood ID or number	2
Hot Block ID number	9
Potassium Persulfate Lot Number	hgr01373
Potassium Permanganate Lot Number	hgr01374
NaCL Lot #	hgr01375
Oven, Bath or Block Temperature 1	95 Degrees C
Pipette ID	3
Stannous Chloride Lot Number	hgr01377

Basis	Basis Description

METALS BATCH WORKSHEET

Lab Name: TestAmerica Edison Job No.: 460-32107-1

SDG No.:

Batch Number: 89055 Batch Start Date: 10/11/11 11:11 Batch Analyst: Sheikh, Razia B

Batch Method: 7470A Batch End Date: 10/11/11 13:11

Lab Sample ID	Client Sample ID	Method Chain	Basis	InitialAmount	FinalAmount	ME_HG_TCLP 00407			
MB 460-89055/1		7470A, 7470A		30 mL	30 mL				
LCS 460-89055/2		7470A, 7470A		30 mL	30 mL	0.3 mL			
460-32108-A-1-A DU		7470A, 7470A	P	30 mL	30 mL				
460-32108-A-1-A MS		7470A, 7470A	P	30 mL	30 mL	0.3 mL			
460-32107-A-1-B	H-01	7470A, 7470A	P	30 mL	30 mL				
LB 460-88973/1-A		7470A, 7470A		30 mL	30 mL				

Batch Notes	
Hydroxylamine Hydrochloride Lot	hgr01375
Sulfuric Acid Lot Number	k03051
Lot # of hydrochloric acid	hgr01376
Lot # of Nitric Acid	k15028
Hood ID or number	2
Hot Block ID number	9
Potassium Persulfate Lot Number	hgr01373
Potassium Permanganate Lot Number	hgr01374
NaCL Lot #	hgr01375
Oven, Bath or Block Temperature 1	95 Celsius
Stannous Chloride Lot Number	hgr01377

Basis	Basis Description
P	TCLP

Shipping and Receiving Documents

777 New Durham Road
Edison, New Jersey 08817
Phone: (732) 549-3900 Fax: (732) 549-3679

TestAmerica
THE LEADER IN ENVIRONMENTAL TESTING

CHAIN OF CUSTODY / ANALYSIS REQUEST

Name (for report and invoice)	Samplers Name (Printed)	Site/Project Identification
	Roebeger	Newburgh NY
Company: EMR Contracting	P. O. #	State (Location of site): NJ: ☐ NY: ☑ Other:
		Regulatory Program:
Address: PO Box 70	Analysis Turnaround Time: Standard ☐	LAB USE ONLY Project No:
City: Windsor State: N	Rush Chrages Authorized For: 2 Week ☐ 1 Week ☐ Other ☒ 3 day	Job No: 32107
Phone: (609-567-1600 Fax: (608-567-0332		

Sample Identification	Date	Time	Matrix	No. of Cont.	TCLP Lead	TCLP Mercury	Sample Numbers
H-01	10-6-11	2:00	S	1	X	X	1

Preservation Used: 1 = ICE, 2 = HCl, 3 = H_2SO_4, 4 = HNO_3, 5 = NaOH, 6 = Other _____, 7 = Other _____ — Soil: / Water:

Special Instructions — Water Metals Filtered (Yes/No)? _____

Relinquished by	Company	Date / Time	Received by	Company
1)	Boyle	10/6/11 4pm	1)	TestAmerica
2)	TestAmer	10/6/11 1700	2)	
3)		10/6/11 1845	3)	
4)			4)	

3-Day RUSH

Laboratory Certifications: New Jersey (12028), New York (11452), Pennsylvania (68-522), Connecticut (PH-0200), Rhode Island (132), Massachusetts (M-NJ312), North Carolina (No. 578)

2.1 #30

Login Sample Receipt Checklist

Client: Enterprise Network Resolutions

Job Number: 460-32107-1

Login Number: 32107

List Source: TestAmerica Edison

List Number: 1

Creator: Smith, Anthony G

Question	Answer	Comment
Radioactivity either was not measured or, if measured, is at or below background	N/A	
The cooler's custody seal, if present, is intact.	N/A	
The cooler or samples do not appear to have been compromised or tampered with.	True	
Samples were received on ice.	True	
Cooler Temperature is acceptable.	True	
Cooler Temperature is recorded.	True	2.1 IR# 50
COC is present.	True	
COC is filled out in ink and legible.	True	
COC is filled out with all pertinent information.	True	
Is the Field Sampler's name present on COC?	True	
There are no discrepancies between the sample IDs on the containers and the COC.	True	
Samples are received within Holding Time.	True	
Sample containers have legible labels.	True	
Containers are not broken or leaking.	True	
Sample collection date/times are provided.	True	
Appropriate sample containers are used.	True	
Sample bottles are completely filled.	True	
Sample Preservation Verified.	True	
There is sufficient vol. for all requested analyses, incl. any requested MS/MSDs	True	
VOA sample vials do not have headspace or bubble is <6mm (1/4") in diameter.	True	
Multiphasic samples are not present.	True	
Samples do not require splitting or compositing.	N/A	
Residual Chlorine Checked.	N/A	

TestAmerica
THE LEADER IN ENVIRONMENTAL TESTING

ANALYTICAL REPORT

Job Number: 460-32108-1

Job Description: Newburgh, NY

For:
Enterprise Network Resolutions
PO BOX 70
874 Piney Hollow Road
Winslow, NJ 08095

Attention: Ted Budzynski



Approved for release.
Cloide Elvie
Project Manager I
10/14/2011 12:18 PM

Cloide Elvie
Project Manager I
cloide.elvie@testamericainc.com
10/14/2011

The test results in this report meet all NELAP requirements unless specified within the case narrative. Pursuant to NELAP, this report may not be reproduced, except in full, without the written approval of the laboratory. All questions regarding this report should be directed to the TestAmerica Edison Project Manager.

TestAmerica Edison Certifications and Approvals: Connecticut: CTDOH #PH-0200, New Jersey: NJDEP (NELAP) #12028, New York: NYDOH (NELAP) #11452, NYDOH (ELAP) #11452, Pennsylvania: PADEP (NELAP) 68-00522 and Rhode Island: RIDOH LAO00132

Table of Contents

Cover Title Page 1

Data Summaries 4

Report Narrative 4

Sample Summary 5

Executive Summary 6

Method Summary 7

Method / Analyst Summary 8

Sample Datasheets 9

QC Data Summary 10

Data Qualifiers 15

QC Association Summary 16

Lab Chronicle 17

Inorganic Sample Data 20

Metals Data 20

Met Cover Page 21

Met Sample Data 22

Met QC Data 23

Met ICV/CCV 23

Met Blanks 26

Met ICSA/ICSAB 32

Met MS/MSD/PDS 34

Met Dup/Trip 37

Met LCS/LCSD 39

Met Serial Dilution 41

Met MDL 43

Met Linear Ranges 47

Table of Contents

Met Preparation Log 48

Met Analysis Run Log 50

Met Prep Data 54

Shipping and Receiving Documents 59

Client Chain of Custody 60

Sample Receipt Checklist 61

CASE NARRATIVE

Client: Enterprise Network Resolutions

Project: Newburgh, NY

Report Number: 460-32108-1

This case narrative is in the form of an exception report, where only the anomalies related to this report, method specific performance and/or QA/QC issues are discussed. If there are no issues to report, this narrative will include a statement that documents that there are no relevant data issues.

It should be noted that samples with elevated Reporting Limits (RLs) as a result of a dilution may not be able to satisfy customer reporting limits in some cases. Such increases in the RLs are unavoidable but acceptable consequence of sample dilution that enables quantification of target analytes or interferences which exceed the calibration range of the instrument.

Calculations are performed before rounding to avoid round-off errors in calculated results.

All holding times were met and proper preservation noted for the methods performed on these samples, unless otherwise detailed in the individual sections below.

RECEIPT

The samples were received on 10/06/2011; the samples arrived in good condition, properly preserved and on ice. The temperature of the coolers at receipt was 2.1 C.

Note: All samples which require thermal preservation are considered acceptable if the arrival temperature is within 2C of the required temperature or method specified range. For samples with a specified temperature of 4C, samples with a temperature ranging from just above freezing temperature of water to 6C shall be acceptable. Samples that are hand delivered immediately following collection may not meet these criteria, however they will be deemed acceptable according to NELAC standards, if there is evidence that the chilling process has begun, such as arrival on ice, etc.

TCLP METALS

Sample 460-32108-1 was analyzed for TCLP metals in accordance with EPA SW-846 Methods 1311/ 6010B. The samples were leached on 10/10/2011, and prepared and analyzed on 10/11/2011.

As a standard practice all TCLP samples are diluted 5X prior to analysis. Further dilutions may be required dependent upon analyte levels in the samples. Refer to the analytical results forms for dilutions.

No difficulties were encountered during the TCLP metals analysis.

All quality control parameters were within the acceptance limits.

TCLP MERCURY

Sample 460-32108-1 was analyzed for TCLP mercury in accordance with EPA SW-846 Methods 1311/7470A. The samples were leached on 10/10/2011, and prepared and analyzed on 10/11/2011.

No difficulties were encountered during the TCLP mercury analysis.

All quality control parameters were within the acceptance limits.

SAMPLE SUMMARY

Client: Enterprise Network Resolutions

Job Number: 460-32108-1

Lab Sample ID	Client Sample ID	Client Matrix	Date/Time Sampled	Date/Time Received
460-32108-1	NH-01-A	Solid	10/06/2011 1400	10/06/2011 1845

EXECUTIVE SUMMARY - Detections

Client: Enterprise Network Resolutions Job Number: 460-32108-1

Lab Sample ID Analyte	Client Sample ID	Result	Qualifier	Reporting Limit	Units	Method

No Detections

METHOD SUMMARY

Client: Enterprise Network Resolutions | Job Number: 460-32108-1

Description	Lab Location	Method	Preparation Method
Matrix: Solid			
Metals (ICP)	TAL EDI	SW846 6010B	
TCLP Extraction	TAL EDI		SW846 1311
Preparation, Total Metals	TAL EDI		SW846 3010A
Mercury (CVAA)	TAL EDI	SW846 7470A	
TCLP Extraction	TAL EDI		SW846 1311
Preparation, Mercury	TAL EDI		SW846 7470A

Lab References:

TAL EDI = TestAmerica Edison

Method References:

SW846 = "Test Methods For Evaluating Solid Waste, Physical/Chemical Methods", Third Edition, November 1986 And Its Updates.

METHOD / ANALYST SUMMARY

Client: Enterprise Network Resolutions

Job Number: 460-32108-1

Method	Analyst	Analyst ID
SW846 6010B	Dave, Virendra	VD
SW846 7470A	Sheikh, Razia B	RBS

Client: Enterprise Network Resolutions | Job Number: 460-32108-1

Client Sample ID: **NH-01-A**

Lab Sample ID: 460-32108-1 | Date Sampled: 10/06/2011 1400
Client Matrix: Solid | Date Received: 10/06/2011 1845

6010B Metals (ICP)-TCLP

Analysis Method:	6010B	Analysis Batch:	460-89093	Instrument ID:	ICP4
Prep Method:	3010A	Prep Batch:	460-89033	Lab File ID:	b10112011.asc
Dilution:	5.0	Leach Batch:	460-88973	Initial Weight/Volume:	100 mL
Analysis Date:	10/11/2011 1354			Final Weight/Volume:	100 mL
Prep Date:	10/11/2011 0943				
Leach Date:	10/10/2011 1700				

Analyte	DryWt Corrected: N	Result (ug/L)	Qualifier	RL	RL
Lead		25.0	U	25.0	25.0

7470A Mercury (CVAA)-TCLP

Analysis Method:	7470A	Analysis Batch:	460-89097	Instrument ID:	LEEMAN3
Prep Method:	7470A	Prep Batch:	460-89055	Lab File ID:	89051hg1.PRN
Dilution:	1.0	Leach Batch:	460-88973	Initial Weight/Volume:	30 mL
Analysis Date:	10/11/2011 1336			Final Weight/Volume:	30 mL
Prep Date:	10/11/2011 1111				
Leach Date:	10/10/2011 1700				

Analyte	DryWt Corrected: N	Result (ug/L)	Qualifier	RL	RL
Mercury		0.20	U	0.20	0.20

Method Blank - Batch: 460-89033

Method: 6010B
Preparation: 3010A

Lab Sample ID:	MB 460-89033/1-A	Analysis Batch:	460-89093	Instrument ID:	ICP4
Client Matrix:	Water	Prep Batch:	460-89033	Lab File ID:	b10112011.asc
Dilution:	1.0	Leach Batch:	N/A	Initial Weight/Volume:	100 mL
Analysis Date:	10/11/2011 1316	Units:	ug/L	Final Weight/Volume:	100 mL
Prep Date:	10/11/2011 0943				
Leach Date:	N/A				

Analyte	Result	Qual	RL	RL
Lead	5.0	U	5.0	5.0

TCLP SPLPE Leachate Blank - Batch: 460-89033

Method: 6010B
Preparation: 3010A
TCLP

Lab Sample ID:	LB 460-88973/1-B ^5	Analysis Batch:	460-89093	Instrument ID:	ICP4
Client Matrix:	Solid	Prep Batch:	460-89033	Lab File ID:	b10112011.asc
Dilution:	5.0	Leach Batch:	460-88973	Initial Weight/Volume:	100 mL
Analysis Date:	10/11/2011 1358	Units:	ug/L	Final Weight/Volume:	100 mL
Prep Date:	10/11/2011 0943				
Leach Date:	10/10/2011 1700				

Analyte	Result	Qual	RL	RL
Lead	25.0	U	25.0	25.0

Lab Control Sample - Batch: 460-89033

Method: 6010B
Preparation: 3010A

Lab Sample ID:	LCS 460-89033/2-A	Analysis Batch:	460-89093	Instrument ID:	ICP4
Client Matrix:	Water	Prep Batch:	460-89033	Lab File ID:	b10112011.asc
Dilution:	1.0	Leach Batch:	N/A	Initial Weight/Volume:	100 mL
Analysis Date:	10/11/2011 1320	Units:	ug/L	Final Weight/Volume:	100 mL
Prep Date:	10/11/2011 0943				
Leach Date:	N/A				

Analyte	Spike Amount	Result	% Rec.	Limit	Qual
Lead	500	537.7	108	80 - 120	

Client: Enterprise Network Resolutions

Job Number: 460-32108-1

Matrix Spike - Batch: 460-89033

Method: 6010B
Preparation: 3010A
TCLP

Lab Sample ID:	460-32106-A-1-F MS ^5	Analysis Batch:	460-89093	Instrument ID:	ICP4
Client Matrix:	Solid	Prep Batch:	460-89033	Lab File ID:	b10112011.asc
Dilution:	5.0	Leach Batch:	460-88973	Initial Weight/Volume:	100 mL
Analysis Date:	10/11/2011 1343	Units:	ug/L	Final Weight/Volume:	100 mL
Prep Date:	10/11/2011 0943				
Leach Date:	10/10/2011 1700				

Analyte	Sample Result/Qual		Spike Amount	Result	% Rec.	Limit	Qual
Lead	25.0	U	5000	5590	112	75 - 125	

Post Digestion Spike - Batch: 460-89033

Method: 6010B
Preparation: 3010A
TCLP

Lab Sample ID:	460-32106-A-1-D PDS	Analysis Batch:	460-89093	Instrument ID:	ICP4
Client Matrix:	Solid	Prep Batch:	460-89033	Lab File ID:	b10112011.asc
Dilution:	5.0	Leach Batch:	460-88973	Initial Weight/Volume:	100 mL
Analysis Date:	10/11/2011 1346	Units:	ug/L	Final Weight/Volume:	100 mL
Prep Date:	10/11/2011 0943				
Leach Date:	10/10/2011 1700				

Analyte	Sample Result/Qual		Spike Amount	Result	% Rec.	Limit	Qual
Lead	25.0	U	25000	26910	108	75 - 125	

Client: Enterprise Network Resolutions

Job Number: 460-32108-1

Duplicate - Batch: 460-89033

Method: 6010B
Preparation: 3010A
TCLP

Lab Sample ID:	460-32106-A-1-E DU ^5	Analysis Batch:	460-89093	Instrument ID:	ICP4
Client Matrix:	Solid	Prep Batch:	460-89033	Lab File ID:	b10112011.asc
Dilution:	5.0	Leach Batch:	460-88973	Initial Weight/Volume:	100 mL
Analysis Date:	10/11/2011 1331	Units:	ug/L	Final Weight/Volume:	100 mL
Prep Date:	10/11/2011 0943				
Leach Date:	10/10/2011 1700				

Analyte	Sample Result/Qual		Result	RPD	Limit	Qual
Lead	25.0	U	25.0	NC	20	U

Serial Dilution - Batch: 460-89033

Method: 6010B
Preparation: 3010A
TCLP

Lab Sample ID:	460-32106-A-1-D SD ^2	Analysis Batch:	460-89093	Instrument ID:	ICP4
Client Matrix:	Solid	Prep Batch:	460-89033	Lab File ID:	b10112011.asc
Dilution:	25	Leach Batch:	460-88973	Initial Weight/Volume:	100 mL
Analysis Date:	10/11/2011 1339	Units:	ug/L	Final Weight/Volume:	100 mL
Prep Date:	10/11/2011 0943				
Leach Date:	10/10/2011 1700				

Analyte	Sample Result/Qual		Result	%Diff	Limit	Qual
Lead	25.0	U	125	NC	10	U

Method Blank - Batch: 460-89055

Method: 7470A
Preparation: 7470A

Lab Sample ID:	MB 460-89055/1-A	Analysis Batch:	460-89097	Instrument ID:	LEEMAN3
Client Matrix:	Water	Prep Batch:	460-89055	Lab File ID:	89051hg1.PRN
Dilution:	1.0	Leach Batch:	N/A	Initial Weight/Volume:	30 mL
Analysis Date:	10/11/2011 1332	Units:	ug/L	Final Weight/Volume:	30 mL
Prep Date:	10/11/2011 1111				
Leach Date:	N/A				

Analyte	Result	Qual	RL	RL
Mercury	0.20	U	0.20	0.20

TCLP SPLPE Leachate Blank - Batch: 460-89055

Method: 7470A
Preparation: 7470A
TCLP

Lab Sample ID:	LB 460-88973/1-C	Analysis Batch:	460-89097	Instrument ID:	LEEMAN3
Client Matrix:	Solid	Prep Batch:	460-89055	Lab File ID:	89051hg1.PRN
Dilution:	1.0	Leach Batch:	460-88973	Initial Weight/Volume:	30 mL
Analysis Date:	10/11/2011 1346	Units:	ug/L	Final Weight/Volume:	30 mL
Prep Date:	10/11/2011 1111				
Leach Date:	10/10/2011 1700				

Analyte	Result	Qual	RL	RL
Mercury	0.20	U	0.20	0.20

Lab Control Sample - Batch: 460-89055

Method: 7470A
Preparation: 7470A

Lab Sample ID:	LCS 460-89055/2-A	Analysis Batch:	460-89097	Instrument ID:	LEEMAN3
Client Matrix:	Water	Prep Batch:	460-89055	Lab File ID:	89051hg1.PRN
Dilution:	1.0	Leach Batch:	N/A	Initial Weight/Volume:	30 mL
Analysis Date:	10/11/2011 1334	Units:	ug/L	Final Weight/Volume:	30 mL
Prep Date:	10/11/2011 1111				
Leach Date:	N/A				

Analyte	Spike Amount	Result	% Rec.	Limit	Qual
Mercury	5.00	4.62	92	80 - 120	

Client: Enterprise Network Resolutions

Job Number: 460-32108-1

Matrix Spike - Batch: 460-89055

Method: 7470A
Preparation: 7470A
TCLP

Lab Sample ID:	460-32108-1	Analysis Batch:	460-89097	Instrument ID:	LEEMAN3
Client Matrix:	Solid	Prep Batch:	460-89055	Lab File ID:	89051hg1.PRN
Dilution:	1.0	Leach Batch:	460-88973	Initial Weight/Volume:	30 mL
Analysis Date:	10/11/2011 1340	Units:	ug/L	Final Weight/Volume:	30 mL
Prep Date:	10/11/2011 1111				
Leach Date:	10/10/2011 1700				

Analyte	Sample Result/Qual		Spike Amount	Result	% Rec.	Limit	Qual
Mercury	0.20	U	5.00	5.05	101	75 - 125	

Duplicate - Batch: 460-89055

Method: 7470A
Preparation: 7470A
TCLP

Lab Sample ID:	460-32108-1	Analysis Batch:	460-89097	Instrument ID:	LEEMAN3
Client Matrix:	Solid	Prep Batch:	460-89055	Lab File ID:	89051hg1.PRN
Dilution:	1.0	Leach Batch:	460-88973	Initial Weight/Volume:	30 mL
Analysis Date:	10/11/2011 1338	Units:	ug/L	Final Weight/Volume:	30 mL
Prep Date:	10/11/2011 1111				
Leach Date:	10/10/2011 1700				

Analyte	Sample Result/Qual		Result	RPD	Limit	Qual
Mercury	0.20	U	0.20	NC	20	U

Serial Dilution - Batch: 460-89055

Method: 7470A
Preparation: 7470A
TCLP

Lab Sample ID:	460-32108-1	Analysis Batch:	460-89097	Instrument ID:	LEEMAN3
Client Matrix:	Solid	Prep Batch:	460-89055	Lab File ID:	89051hg1.PRN
Dilution:	5.0	Leach Batch:	460-88973	Initial Weight/Volume:	30 mL
Analysis Date:	10/11/2011 1348	Units:	ug/L	Final Weight/Volume:	30 mL
Prep Date:	10/11/2011 1111				
Leach Date:	10/10/2011 1700				

Analyte	Sample Result/Qual		Result	%Diff	Limit	Qual
Mercury	0.20	U	1.0	NC	10	U

DATA REPORTING QUALIFIERS

Client: Enterprise Network Resolutions Job Number: 460-32108-1

Lab Section	Qualifier	Description
Metals		
	U	Indicates the analyte was analyzed for but not detected.

Client: Enterprise Network Resolutions Job Number: 460-32108-1

QC Association Summary

Lab Sample ID	Client Sample ID	Report Basis	Client Matrix	Method	Prep Batch
Metals					
Prep Batch: 460-88973					
LB 460-88973/1-B ^5	TCLP SPLPE Leachate Blank	P	Solid	1311	
LB 460-88973/1-C	TCLP SPLPE Leachate Blank	P	Solid	1311	
460-32106-A-1-E DU ^5	Duplicate	P	Solid	1311	
460-32106-A-1-F MS ^5	Matrix Spike	P	Solid	1311	
460-32108-1	NH-01-A	P	Solid	1311	
460-32108-1DU	Duplicate	P	Solid	1311	
460-32108-1MS	Matrix Spike	P	Solid	1311	
Prep Batch: 460-89033					
LCS 460-89033/2-A	Lab Control Sample	T	Water	3010A	
MB 460-89033/1-A	Method Blank	T	Water	3010A	
LB 460-88973/1-B ^5	TCLP SPLPE Leachate Blank	P	Solid	3010A	460-88973
460-32106-A-1-E DU ^5	Duplicate	P	Solid	3010A	460-88973
460-32106-A-1-F MS ^5	Matrix Spike	P	Solid	3010A	460-88973
460-32108-1	NH-01-A	P	Solid	3010A	460-88973
Prep Batch: 460-89055					
LCS 460-89055/2-A	Lab Control Sample	T	Water	7470A	
MB 460-89055/1-A	Method Blank	T	Water	7470A	
LB 460-88973/1-C	TCLP SPLPE Leachate Blank	P	Solid	7470A	460-88973
460-32108-1	NH-01-A	P	Solid	7470A	460-88973
460-32108-1DU	Duplicate	P	Solid	7470A	460-88973
460-32108-1MS	Matrix Spike	P	Solid	7470A	460-88973
Analysis Batch:460-89093					
LB 460-88973/1-B ^5	TCLP SPLPE Leachate Blank	P	Solid	6010B	460-89033
LCS 460-89033/2-A	Lab Control Sample	T	Water	6010B	460-89033
MB 460-89033/1-A	Method Blank	T	Water	6010B	460-89033
460-32106-A-1-E DU ^5	Duplicate	P	Solid	6010B	460-89033
460-32106-A-1-F MS ^5	Matrix Spike	P	Solid	6010B	460-89033
460-32108-1	NH-01-A	P	Solid	6010B	460-89033
Analysis Batch:460-89097					
LB 460-88973/1-C	TCLP SPLPE Leachate Blank	P	Solid	7470A	460-89055
LCS 460-89055/2-A	Lab Control Sample	T	Water	7470A	460-89055
MB 460-89055/1-A	Method Blank	T	Water	7470A	460-89055
460-32108-1	NH-01-A	P	Solid	7470A	460-89055
460-32108-1DU	Duplicate	P	Solid	7470A	460-89055
460-32108-1MS	Matrix Spike	P	Solid	7470A	460-89055

Report Basis

P = TCLP

T = Total

Client: Enterprise Network Resolutions Job Number: 460-32108-1

Laboratory Chronicle

Lab ID: 460-32108-1 **Client ID:** NH-01-A

Sample Date/Time: 10/06/2011 14:00 Received Date/Time: 10/06/2011 18:45

Method	Bottle ID	Run	Analysis Batch	Prep Batch	Date Prepared / Analyzed	Dil	Lab	Analyst
P:3010A	460-32108-A-1-B ^5		460-89093	460-89033	10/11/2011 09:43	5	TAL EDI	MC
A:6010B	460-32108-A-1-B ^5		460-89093	460-89033	10/11/2011 13:54	5	TAL EDI	VD
P:7470A	460-32108-A-1-C		460-89097	460-89055	10/11/2011 11:11	1	TAL EDI	RBS
A:7470A	460-32108-A-1-C		460-89097	460-89055	10/11/2011 13:36	1	TAL EDI	RBS

Lab ID: 460-32108-1 MS **Client ID:** NH-01-A

Sample Date/Time: 10/06/2011 14:00 Received Date/Time: 10/06/2011 18:45

Method	Bottle ID	Run	Analysis Batch	Prep Batch	Date Prepared / Analyzed	Dil	Lab	Analyst
P:7470A	460-32108-A-1-E MS		460-89097	460-89055	10/11/2011 11:11	1	TAL EDI	RBS
A:7470A	460-32108-A-1-E MS		460-89097	460-89055	10/11/2011 13:40	1	TAL EDI	RBS

Lab ID: 460-32108-1 DU **Client ID:** NH-01-A

Sample Date/Time: 10/06/2011 14:00 Received Date/Time: 10/06/2011 18:45

Method	Bottle ID	Run	Analysis Batch	Prep Batch	Date Prepared / Analyzed	Dil	Lab	Analyst
P:7470A	460-32108-A-1-D DU		460-89097	460-89055	10/11/2011 11:11	1	TAL EDI	RBS
A:7470A	460-32108-A-1-D DU		460-89097	460-89055	10/11/2011 13:38	1	TAL EDI	RBS

Lab ID: 460-32108-1 SD **Client ID:** NH-01-A

Sample Date/Time: 10/06/2011 14:00 Received Date/Time: 10/06/2011 18:45

Method	Bottle ID	Run	Analysis Batch	Prep Batch	Date Prepared / Analyzed	Dil	Lab	Analyst
P:7470A	460-32108-A-1-C SD ^5		460-89097	460-89055	10/11/2011 11:11	5	TAL EDI	RBS
A:7470A	460-32108-A-1-C SD ^5		460-89097	460-89055	10/11/2011 13:48	5	TAL EDI	RBS

Lab ID: MB **Client ID:** N/A

Sample Date/Time: N/A Received Date/Time: N/A

Method	Bottle ID	Run	Analysis Batch	Prep Batch	Date Prepared / Analyzed	Dil	Lab	Analyst
P:3010A	MB 460-89033/1-A		460-89093	460-89033	10/11/2011 09:43	1	TAL EDI	MC
A:6010B	MB 460-89033/1-A		460-89093	460-89033	10/11/2011 13:16	1	TAL EDI	VD
P:7470A	MB 460-89055/1-A		460-89097	460-89055	10/11/2011 11:11	1	TAL EDI	RBS
A:7470A	MB 460-89055/1-A		460-89097	460-89055	10/11/2011 13:32	1	TAL EDI	RBS

Client: Enterprise Network Resolutions Job Number: 460-32108-1

Laboratory Chronicle

Lab ID: LB **Client ID:** N/A

Sample Date/Time: N/A Received Date/Time: N/A

Method	Bottle ID	Run	Analysis Batch	Prep Batch	Date Prepared / Analyzed	Dil	Lab	Analyst
P:3010A	LB 460-88973/1-B ^5		460-89093	460-89033	10/11/2011 09:43	5	TAL EDI	MC
A:6010B	LB 460-88973/1-B ^5		460-89093	460-89033	10/11/2011 13:58	5	TAL EDI	VD
P:7470A	LB 460-88973/1-C		460-89097	460-89055	10/11/2011 11:11	1	TAL EDI	RBS
A:7470A	LB 460-88973/1-C		460-89097	460-89055	10/11/2011 13:46	1	TAL EDI	RBS

Lab ID: LCS **Client ID:** N/A

Sample Date/Time: N/A Received Date/Time: N/A

Method	Bottle ID	Run	Analysis Batch	Prep Batch	Date Prepared / Analyzed	Dil	Lab	Analyst
P:3010A	LCS 460-89033/2-A		460-89093	460-89033	10/11/2011 09:43	1	TAL EDI	MC
A:6010B	LCS 460-89033/2-A		460-89093	460-89033	10/11/2011 13:20	1	TAL EDI	VD
P:7470A	LCS 460-89055/2-A		460-89097	460-89055	10/11/2011 11:11	1	TAL EDI	RBS
A:7470A	LCS 460-89055/2-A		460-89097	460-89055	10/11/2011 13:34	1	TAL EDI	RBS

Lab ID: MS **Client ID:** N/A

Sample Date/Time: 10/06/2011 18:45 Received Date/Time: 10/06/2011 18:45

Method	Bottle ID	Run	Analysis Batch	Prep Batch	Date Prepared / Analyzed	Dil	Lab	Analyst
P:3010A	460-32106-A-1-F MS ^5		460-89093	460-89033	10/11/2011 09:43	5	TAL EDI	MC
A:6010B	460-32106-A-1-F MS ^5		460-89093	460-89033	10/11/2011 13:43	5	TAL EDI	VD

Lab ID: DU **Client ID:** N/A

Sample Date/Time: 10/06/2011 18:45 Received Date/Time: 10/06/2011 18:45

Method	Bottle ID	Run	Analysis Batch	Prep Batch	Date Prepared / Analyzed	Dil	Lab	Analyst
P:3010A	460-32106-A-1-E DU ^5		460-89093	460-89033	10/11/2011 09:43	5	TAL EDI	MC
A:6010B	460-32106-A-1-E DU ^5		460-89093	460-89033	10/11/2011 13:31	5	TAL EDI	VD

Client: Enterprise Network Resolutions Job Number: 460-32108-1

Laboratory Chronicle

Lab ID: **SD** **Client ID:** **N/A**

Sample Date/Time: 10/06/2011 18:45 Received Date/Time: 10/06/2011 18:45

Method	Bottle ID	Run	Analysis Batch	Prep Batch	Date Prepared / Analyzed	Dil	Lab	Analyst
P:3010A	460-32106-A-1-D SD ^2		460-89093	460-89033	10/11/2011 09:43	25	TAL EDI	MC
A:6010B	460-32106-A-1-D SD ^2		460-89093	460-89033	10/11/2011 13:39	25	TAL EDI	VD
P:3010A	460-32106-A-1-D PDS		460-89093	460-89033	10/11/2011 09:43	5	TAL EDI	MC
A:6010B	460-32106-A-1-D PDS		460-89093	460-89033	10/11/2011 13:46	5	TAL EDI	VD

Lab References:
TAL EDI = TestAmerica Edison

METALS

COVER PAGE
METALS

Lab Name: TestAmerica Edison Job Number: 460-32108-1

SDG No.:

Project: Newburgh, NY

Client Sample ID	Lab Sample ID
NH-01-A	460-32108-1

Comments:

1A-IN
INORGANIC ANALYSIS DATA SHEET
METALS - TCLP

Client Sample ID: NH-01-A
Lab Sample ID: 460-32108-1
Lab Name: TestAmerica Edison
Job No.: 460-32108-1
SDG ID.:
Matrix: Solid
Date Sampled: 10/06/2011 14:00
Reporting Basis: WET
Date Received: 10/06/2011 18:45

CAS No.	Analyte	Result	RL		Units	C	Q	DIL	Method
7439-92-1	Lead	25.0	25.0		ug/L	U		5	6010B
7439-97-6	Mercury	0.20	0.20		ug/L	U		1	7470A

2A-IN
CALIBRATION VERIFICATIONS
METALS

Lab Name: TestAmerica Edison Job No.: 460-32108-1

SDG No.:

ICV Source: ME_CCV_DUO_00039 Concentration Units: ug/L

CCV Source: ME_CCV_DUO_00039

Analyte	ICV 460-89093/6 10/11/2011 11:55				CCV 460-89093/18 10/11/2011 12:40				CCV 460-89093/30 10/11/2011 13:24			
	Found	C	True	%R	Found	C	True	%R	Found	C	True	%R
Lead	7901		7500	105	8170		7500	109	8189		7500	109

Note! Calculations are performed before rounding to avoid round-off errors in calculated results.
Italicized analytes were not requested for this sequence.

2A-IN
CALIBRATION VERIFICATIONS
METALS

Lab Name: TestAmerica Edison Job No.: 460-32108-1

SDG No.:

ICV Source: ME_CCV_DUO_00039 Concentration Units: ug/L

CCV Source: ME_CCV_DUO_00039

Analyte	CCV 460-89093/42 10/11/2011 14:09											
	Found	C	True	%R	Found	C	True	%R	Found	C	True	%R
Lead	7924		7500	106								

Note! Calculations are performed before rounding to avoid round-off errors in calculated results.
Italicized analytes were not requested for this sequence.

2A-IN
CALIBRATION VERIFICATIONS
METALS

Lab Name: TestAmerica Edison Job No.: 460-32108-1

SDG No.:

ICV Source: ME_DCAL-IN_00646 Concentration Units: ug/L

CCV Source: ME_DCAL-IN_00646

Analyte	ICV 460-89051/31-A 10/11/2011 12:26				CCV 460-89051/33-A 10/11/2011 13:28				CCV 460-89051/33-A 10/11/2011 13:50			
	Found	C	True	%R	Found	C	True	%R	Found	C	True	%R
Mercury	5.07		5.00	101	5.13		5.00	103	5.02		5.00	100

Note! Calculations are performed before rounding to avoid round-off errors in calculated results.
Italicized analytes were not requested for this sequence.

3-IN
INSTRUMENT BLANKS
METALS

Lab Name: TestAmerica Edison Job No.: 460-32108-1

SDG No.:

Concentration Units: ug/L

Analyte	RL	ICB 460-89093/7 10/11/2011 11:58		CCB 460-89093/19 10/11/2011 12:43		CCB 460-89093/31 10/11/2011 13:27		CCB 460-89093/43 10/11/2011 14:13	
		Found	C	Found	C	Found	C	Found	C
Lead	5.0	5.0	U	5.0	U	5.0	U	5.0	U

Italicized analytes were not requested for this sequence.

3-IN
INSTRUMENT BLANKS
METALS

Lab Name: TestAmerica Edison Job No.: 460-32108-1

SDG No.:

Concentration Units: ug/L

Analyte	RL	ICB 460-89097/8 10/11/2011 12:28		CCB 460-89097/41 10/11/2011 13:30		CCB 460-89097/52 10/11/2011 13:52			
		Found	C	Found	C	Found	C	Found	C
Mercury	0.20	0.20	U	0.20	U	0.20	U		

Italicized analytes were not requested for this sequence.

3-IN
METHOD BLANK
METALS

Lab Name: TestAmerica Edison Job No.: 460-32108-1

SDG No.:

Concentration Units: ug/L Lab Sample ID: MB 460-89033/1-A

Instrument Code: ICP4 Batch No.: 89093

CAS No.	Analyte	Concentration	C	Q	Method
7439-92-1	Lead	5.0	U		6010B

3-IN
METHOD BLANK
METALS - TCLP

Lab Name: TestAmerica Edison Job No.: 460-32108-1

SDG No.:

Concentration Units: ug/L Lab Sample ID: LB 460-88973/1-B ^5

Instrument Code: ICP4 Batch No.: 89093

CAS No.	Analyte	Concentration	C	Q	Method
7439-92-1	Lead	25.0	U		6010B

3-IN
METHOD BLANK
METALS

Lab Name: TestAmerica Edison Job No.: 460-32108-1

SDG No.:

Concentration Units: ug/L Lab Sample ID: MB 460-89055/1-A

Instrument Code: LEEMAN3 Batch No.: 89097

CAS No.	Analyte	Concentration	C	Q	Method
7439-97-6	Mercury	0.20	U		7470A

3-IN
METHOD BLANK
METALS - TCLP

Lab Name: TestAmerica Edison Job No.: 460-32108-1

SDG No.:

Concentration Units: ug/L Lab Sample ID: LB 460-88973/1-C

Instrument Code: LEEMAN3 Batch No.: 89097

CAS No.	Analyte	Concentration	C	Q	Method
7439-97-6	Mercury	0.20	U		7470A

4A-IN
INTERFERENCE CHECK STANDARD
METALS

Lab Name: TestAmerica Edison Job No.: 460-32108-1

SDG No.:

Lab Sample ID: ICSA 460-89093/8 Instrument ID: ICP4

Lab File ID: b10112011.asc ICS Source: ME_ICSA_Duo_00034

Concentration Units: ug/L

Analyte	True Solution A	Found Solution A	Found Percent Recovery
Lead		**-1.44**	
Aluminum	*500000*	*520800*	*104*
Antimony		*-1.60*	
Arsenic		*-7.48*	
Barium		*3.58*	
Beryllium		*0.0793*	
Boron		*3.30*	
Cadmium		*7.68*	
Calcium	*500000*	*459300*	*92*
Chromium		*1.81*	
Cobalt		*-0.301*	
Copper		*3.22*	
Iron	*200000*	*204300*	*102*
Magnesium	*500000*	*521300*	*104*
Manganese		*-0.812*	
Molybdenum		*-3.13*	
Nickel		*-0.179*	
Potassium		*90.0*	
Selenium		*0.501*	
Silver		*-0.821*	
Sodium		*-111*	
Strontium		*-2.09*	
Thallium		*-2.70*	
Tin		*0.0172*	
Titanium		*-0.209*	
Vanadium		*-3.38*	
Zinc		*-0.603*	

Calculations are performed before rounding to avoid round-off errors in calculated results.

FORM IVA-IN

4A-IN
INTERFERENCE CHECK STANDARD
METALS

Lab Name: TestAmerica Edison Job No.: 460-32108-1

SDG No.:

Lab Sample ID: ICSAB 460-89093/9 Instrument ID: ICP4

Lab File ID: b10112011.asc ICS Source: ME_ICSAB_DUO_00032

Concentration Units: ug/L

Analyte	True Solution AB	Found Solution AB	Found Percent Recovery
Lead	**100**	**101**	**101**
Aluminum	*500000*	*513900*	*103*
Antimony	*100*	*97.6*	*98*
Arsenic	*100*	*96.6*	*97*
Barium	*100*	*111*	*111*
Beryllium	*100*	*101*	*101*
Boron	*100*	*108*	*108*
Cadmium	*100*	*111*	*111*
Calcium	*500000*	*452000*	*90*
Chromium	*100*	*107*	*107*
Cobalt	*100*	*103*	*103*
Copper	*100*	*105*	*105*
Iron	*200000*	*209500*	*105*
Magnesium	*500000*	*537600*	*107*
Manganese	*100*	*106*	*106*
Molybdenum	*100*	*101*	*101*
Nickel	*100*	*101*	*101*
Potassium	*10000*	*10900*	*109*
Selenium	*100*	*106*	*106*
Silver	*100*	*110*	*110*
Sodium	*10000*	*10750*	*108*
Strontium	*100*	*114*	*114*
Thallium	*100*	*93.2*	*93*
Tin	*100*	*94.3*	*94*
Titanium	*100*	*101*	*101*
Vanadium	*100*	*103*	*103*
Zinc	*100*	*102*	*102*

Calculations are performed before rounding to avoid round-off errors in calculated results.

FORM IVA-IN

5A-IN
MATRIX SPIKE SAMPLE RECOVERY
METALS - TCLP

Client ID: NH-01-A MS Lab ID: 460-32108-1 MS

Lab Name: TestAmerica Edison Job No.: 460-32108-1

SDG No.:

Matrix: Solid Concentration Units: ug/L

% Solids:

Analyte	SSR	C	Sample Result (SR)	C	Spike Added (SA)	%R	Control Limit %R	Q	Method
Mercury	5.05		0.20	U	5.00	101	75-125		7470A

SSR = Spiked Sample Result

Calculations are performed before rounding to avoid round-off errors in calculated results.

FORM VA - IN

5A-IN
MATRIX SPIKE SAMPLE RECOVERY
METALS - TCLP

Client ID: _____ Lab ID: 460-32106-A-1-F MS ^5

Lab Name: TestAmerica Edison Job No.: 460-32108-1

SDG No.: _____

Matrix: Solid Concentration Units: ug/L

% Solids: _____

Analyte	SSR	C	Sample Result (SR)	C	Spike Added (SA)	%R	Control Limit %R	Q	Method
Lead	5590		25.0	U	5000	112	75-125		6010B

SSR = Spiked Sample Result

Calculations are performed before rounding to avoid round-off errors in calculated results.

FORM VA - IN

5B-IN
POST DIGESTION SPIKE SAMPLE RECOVERY
METALS - TCLP

Client ID: Lab ID: 460-32106-A-1-D PDS

Lab Name: TestAmerica Edison Job No.: 460-32108-1

SDG No.:

Matrix: Solid Concentration Units: ug/L

Analyte	SSR	C	Sample Result (SR)	C	Spike Added (SA)	%R	Control Limit %R	Q	Method
Lead	26910		25.0	U	25000	108	75-125		6010B

SSR = Spiked Sample Result

Calculations are performed before rounding to avoid round-off errors in calculated results.

FORM VB - IN

6-IN
DUPLICATES
METALS - TCLP

Client ID: NH-01-A DU | Lab ID: 460-32108-1 DU

Lab Name: TestAmerica Edison | Job No.: 460-32108-1

SDG No.:

% Solids for Sample: | % Solids for Duplicate:

Matrix: Solid | Concentration Units: ug/L

Analyte	Control Limit	Sample (S)	C	Duplicate (D)	C	RPD	Q	Method
Mercury	0.20	0.20	U	0.20	U	NC		7470A

Calculations are performed before rounding to avoid round-off errors in calculated results.

FORM VI-IN

6-IN
DUPLICATES
METALS - TCLP

Client ID: _____ Lab ID: 460-32106-A-1-E DU ^5

Lab Name: TestAmerica Edison Job No.: 460-32108-1

SDG No.: _____

% Solids for Sample: _____ % Solids for Duplicate: _____

Matrix: Solid Concentration Units: ug/L

Analyte	Control Limit	Sample (S)	C	Duplicate (D)	C	RPD	Q	Method
Lead	25.0	25.0	U	25.0	U	NC		6010B

Calculations are performed before rounding to avoid round-off errors in calculated results.

FORM VI-IN

7A-IN
LAB CONTROL SAMPLE
METALS

Lab ID: LCS 460-89033/2-A

Lab Name: TestAmerica Edison Job No.: 460-32108-1

Sample Matrix: Water LCS Source: ME_LCS-int_00025

Analyte	Water(ug/L)							
	True	Found	C	%R	Limits		Q	Method
Lead	500	537.7		108	80	120		6010B

Calculations are performed before rounding to avoid round-off errors in calculated results.

FORM VIIA - IN

7A-IN
LAB CONTROL SAMPLE
METALS

Lab ID: LCS 460-89055/2-A

Lab Name: TestAmerica Edison Job No.: 460-32108-1

Sample Matrix: Water LCS Source: ME_HG_TCLP_00407

Analyte	Water(ug/L)							
	True	Found	C	%R	Limits		Q	Method
Mercury	5.00	4.62		92	80	120		7470A

Calculations are performed before rounding to avoid round-off errors in calculated results.

FORM VIIA - IN

8-IN
ICP-AES AND ICP-MS SERIAL DILUTIONS
METALS - TCLP

Lab ID: 460-32106-A-1-D SD ^2

SDG No:

Lab Name: TestAmerica Edison Job No: 460-32108-1

Matrix: Solid Concentration Units: ug/L

Analyte	Initial Sample Result (I)	C	Serial Dilution Result (S)	C	% Difference	Q	Method
Lead	25.0	U	125	U	NC		6010B

Calculations are performed before rounding to avoid round-off errors in calculated results.

FORM VIII-IN

8-IN
ICP-AES AND ICP-MS SERIAL DILUTIONS
METALS - TCLP

Lab ID: 460-32108-1

SDG No:

Lab Name: TestAmerica Edison Job No: 460-32108-1

Matrix: Solid Concentration Units: ug/L

Analyte	Initial Sample Result (I)	C	Serial Dilution Result (S)	C	% Difference	Q	Method
Mercury	0.20	U	1.0	U	NC		7470A

Calculations are performed before rounding to avoid round-off errors in calculated results.

FORM VIII-IN

9-IN
DETECTION LIMITS
METALS - TCLP

Lab Name: TestAmerica Edison Job Number: 460-32108-1

SDG Number:

Matrix: Solid Instrument ID: ICP4

Method: 6010B RL Date: 12/30/2008 09:39

Prep Method: 3010A

Leach Method: 1311

Analyte	Wavelength/ Mass	RL (ug/L)	
Lead		5	

9-IN
CALIBRATION BLANK DETECTION LIMITS
METALS - TCLP

Lab Name: TestAmerica Edison Job Number: 460-32108-1

SDG Number:

Matrix: Solid Instrument ID: ICP4

Method: 6010B XMDL Date: 12/30/2008 09:40

Analyte	Wavelength/ Mass	XRL (ug/L)	XMDL (ug/L)
Lead		5	2.787

9-IN
DETECTION LIMITS
METALS - TCLP

Lab Name: TestAmerica Edison Job Number: 460-32108-1

SDG Number:

Matrix: Solid Instrument ID: LEEMAN3

Method: 7470A RL Date: 10/20/2006 12:04

Prep Method: 7470A

Leach Method: 1311

Analyte	Wavelength/ Mass	RL (ug/L)	
Mercury		0.2	

9-IN
CALIBRATION BLANK DETECTION LIMITS
METALS - TCLP

Lab Name: TestAmerica Edison Job Number: 460-32108-1

SDG Number:

Matrix: Solid Instrument ID: LEEMAN3

Method: 7470A XMDL Date: 12/30/2008 14:29

Analyte	Wavelength/ Mass	XRL (ug/L)	XMDL (ug/L)
Mercury		0.2	0.185

11-IN
LINEAR RANGES
METALS

Lab Name: TestAmerica Edison Job No: 460-32108-1

SDG No.:

Instrument ID: ICP4 Date: 01/06/2009 11:38

Analyte	Integ. Time (Sec.)	Concentration (ug/L)	Method
Lead		20000	6010B

12-IN
PREPARATION LOG
METALS

Lab Name: TestAmerica Edison Job No.: 460-32108-1

SDG No.:

Prep Method: 3010A

Lab Sample ID	Preparation Date	Prep Batch	Initial Weight	Initial Volume (mL)	Final Volume (mL)
MB 460-89033/1-A	10/11/2011 09:43	89033		100	100
LCS 460-89033/2-A	10/11/2011 09:43	89033		100	100
460-32106-A-1-E DU ^5	10/11/2011 09:43	89033		100	100
460-32106-A-1-F MS ^5	10/11/2011 09:43	89033		100	100
460-32108-1	10/11/2011 09:43	89033		100	100
LB 460-88973/1-B ^5	10/11/2011 09:43	89033		100	100

12-IN
PREPARATION LOG
METALS

Lab Name: TestAmerica Edison Job No.: 460-32108-1

SDG No.:

Prep Method: 7470A

Lab Sample ID	Preparation Date	Prep Batch	Initial Weight	Initial Volume (mL)	Final Volume (mL)
MB 460-89055/1-A	10/11/2011 11:11	89055		30	30
LCS 460-89055/2-A	10/11/2011 11:11	89055		30	30
460-32108-1	10/11/2011 11:11	89055		30	30
460-32108-1 DU	10/11/2011 11:11	89055		30	30
460-32108-1 MS	10/11/2011 11:11	89055		30	30
LB 460-88973/1-C	10/11/2011 11:11	89055		30	30

13-IN
ANALYSIS RUN LOG
METALS

Lab Name: TestAmerica Edison Job No.: 460-32108-1

SDG No.:

Instrument ID: ICP4 Method: 6010B

Start Date: 10/11/2011 11:36 End Date: 10/11/2011 14:13

Lab Sample ID	D/F	Type	Time	Analytes																				
				Pb																				
ZZZZZZ			11:36																					
ZZZZZZ			11:40																					
ZZZZZZ			11:43																					
ZZZZZZ			11:47																					
ZZZZZZ			11:51																					
ICV 460-89093/6	1		11:55	X																				
ICB 460-89093/7	1		11:58	X																				
ICSA 460-89093/8	1		12:02	X																				
ICSAB 460-89093/9	1		12:06	X																				
ZZZZZZ			12:10																					
ZZZZZZ			12:14																					
ZZZZZZ			12:17																					
ZZZZZZ			12:21																					
ZZZZZZ			12:25																					
ZZZZZZ			12:28																					
ZZZZZZ			12:32																					
ZZZZZZ			12:36																					
CCV 460-89093/18	1		12:40	X																				
CCB 460-89093/19	1		12:43	X																				
ZZZZZZ			12:47																					
ZZZZZZ			12:51																					
ZZZZZZ			12:55																					
ZZZZZZ			12:58																					
ZZZZZZ			13:02																					
ZZZZZZ			13:06																					
ZZZZZZ			13:09																					
ZZZZZZ			13:13																					
MB 460-89033/1-A	1	T	13:16	X																				
LCS 460-89033/2-A	1	T	13:20	X																				
CCV 460-89093/30	1		13:24	X																				
CCB 460-89093/31	1		13:27	X																				
460-32106-A-1-E DU ^5	5	P	13:31	X																				
ZZZZZZ			13:35																					
460-32106-A-1-D SD ^2	25	P	13:39	X																				
460-32106-A-1-F MS ^5	5	P	13:43	X																				
460-32106-A-1-D PDS	5	P	13:46	X																				
ZZZZZZ			13:50																					
460-32108-1	5	P	13:54	X																				
LB 460-88973/1-B ^5	5	P	13:58	X																				
ZZZZZZ			14:02																					
ZZZZZZ			14:05																					
CCV 460-89093/42	1		14:09	X																				

13-IN
ANALYSIS RUN LOG
METALS

Lab Name: TestAmerica Edison Job No.: 460-32108-1

SDG No.:

Instrument ID: ICP4 Method: 6010B

Start Date: 10/11/2011 11:36 End Date: 10/11/2011 14:13

Lab Sample ID	D / F	Type	Time	Analytes																			
				Pb																			
CCB 460-89093/43	1		14:13	X																			

Prep Types

P = TCLP

T = Total/NA

13-IN
ANALYSIS RUN LOG
METALS

Lab Name: TestAmerica Edison Job No.: 460-32108-1

SDG No.:

Instrument ID: LEEMAN3 Method: 7470A

Start Date: 10/11/2011 12:15 End Date: 10/11/2011 14:31

Lab Sample ID	D/F	Type	Time	Analytes																				
				Hg																				
IC 460-89051/25-A			12:15	X																				
IC 460-89051/26-A			12:17	X																				
IC 460-89051/27-A			12:19	X																				
IC 460-89051/28-A			12:20	X																				
IC 460-89051/29-A			12:22	X																				
IC 460-89051/30-A			12:24	X																				
ICV 460-89051/31-A	1		12:26	X																				
ICB 460-89097/8	1		12:28	X																				
ZZZZZZ			12:30																					
ZZZZZZ			12:32																					
ZZZZZZ			12:33																					
ZZZZZZ			12:35																					
ZZZZZZ			12:37																					
ZZZZZZ			12:39																					
ZZZZZZ			12:41																					
ZZZZZZ			12:43																					
ZZZZZZ			12:45																					
CCV 460-89051/33-A			12:47																					
CCB 460-89097/19			12:49																					
ZZZZZZ			12:51																					
ZZZZZZ			12:53																					
ZZZZZZ			12:54																					
ZZZZZZ			12:56																					
ZZZZZZ			12:58																					
ZZZZZZ			13:00																					
ZZZZZZ			13:02																					
ZZZZZZ			13:04																					
CCV 460-89051/33-A			13:06																					
CCB 460-89097/29			13:08																					
ZZZZZZ			13:09																					
ZZZZZZ			13:11																					
ZZZZZZ			13:13																					
ZZZZZZ			13:15																					
ZZZZZZ			13:17																					
ZZZZZZ			13:19																					
ZZZZZZ			13:21																					
ZZZZZZ			13:23																					
ZZZZZZ			13:25																					
ZZZZZZ			13:27																					
CCV 460-89051/33-A	1		13:28	X																				
CCB 460-89097/41	1		13:30	X																				
MB 460-89055/1-A	1	T	13:32	X																				

13-IN
ANALYSIS RUN LOG
METALS

Lab Name: TestAmerica Edison Job No.: 460-32108-1

SDG No.:

Instrument ID: LEEMAN3 Method: 7470A

Start Date: 10/11/2011 12:15 End Date: 10/11/2011 14:31

Lab Sample ID	D / F	Type	Time	Analytes																				
				Hg																				
LCS 460-89055/2-A	1	T	13:34	X																				
460-32108-1	1	P	13:36	X																				
460-32108-1 DU	1	P	13:38	X																				
460-32108-1 MS	1	P	13:40	X																				
ZZZZZZ			13:42																					
ZZZZZZ			13:45																					
LB 460-88973/1-C	1	P	13:46	X																				
460-32108-1 SD	5	P	13:48	X																				
CCV 460-89051/33-A	1		13:50	X																				
CCB 460-89097/52	1		13:52	X																				
ZZZZZZ			13:54																					
ZZZZZZ			13:56																					
ZZZZZZ			13:58																					
ZZZZZZ			13:59																					
ZZZZZZ			14:01																					
ZZZZZZ			14:03																					
ZZZZZZ			14:05																					
ZZZZZZ			14:07																					
CCV 460-89051/33-A			14:08																					
CCB 460-89097/62			14:10																					
ZZZZZZ			14:12																					
ZZZZZZ			14:14																					
ZZZZZZ			14:16																					
ZZZZZZ			14:18																					
ZZZZZZ			14:20																					
ZZZZZZ			14:21																					
ZZZZZZ			14:23																					
ZZZZZZ			14:25																					
ZZZZZZ			14:27																					
CCV 460-89051/33-A			14:29																					
CCB 460-89097/73			14:31																					

Prep Types

P = TCLP

T = Total/NA

METALS BATCH WORKSHEET

Lab Name: TestAmerica Edison Job No.: 460-32108-1

SDG No.:

Batch Number: 88973 Batch Start Date: 10/10/11 17:00 Batch Analyst: Carlone, John

Batch Method: 1311 Batch End Date: 10/11/11 09:00

Lab Sample ID	Client Sample ID	Method Chain	Basis	InitialAmount	FinalAmount	EFD_InitialpH	EFD_AddHClpH>5	InitialRoomTemp	FinalRoomTemp
LB 460-88973/1		1311, 3010A, 6010B			2000 mL	4.90 SU		23.0 Celsius	22.5 Celsius
460-32108-A-1	NH-01-A	1311, 3010A, 6010B	P	100 g	2000 mL	6.36 SU	1.59	23.0 Celsius	22.5 Celsius

Lab Sample ID	Client Sample ID	Method Chain	Basis	VesselNumber	FiltCompDate	FiltCompTime	ExtractFluid	AnalysisComment	
LB 460-88973/1		1311, 3010A, 6010B		MA2	10/11/11	0915	TF1100611	TCLP fluid 1: prep 10/6/11, exp: 4/6/12; pH measured on 10/11/11@0945	
460-32108-A-1	NH-01-A	1311, 3010A, 6010B	P	MA199	10/11/11	0915	TF1100611	TCLP fluid 1: prep 10/6/11, exp: 4/6/12; pH measured on 10/11/11@0945	

Batch Notes	
Balance ID	51
Batch Comment	Thermo # 6954 Min temp = 22.0C Max temp = 23.0C
pH Meter ID	D
TCLP Fluid 1 ID	TF1100611 prep: 10/6/11 exp: 4/6/12
Tumbler Rotations per Minute	29

Basis	Basis Description
P	TCLP

METALS BATCH WORKSHEET

Lab Name: TestAmerica Edison Job No.: 460-32108-1

SDG No.:

Batch Number: 89033 Batch Start Date: 10/11/11 09:43 Batch Analyst: Chen, Mandi

Batch Method: 3010A Batch End Date: 10/11/11 14:00

Lab Sample ID	Client Sample ID	Method Chain	Basis	InitialAmount	FinalAmount	ME_LCS-int 00025	ME_TCLPspk 00012		
MB 460-89033/1		3010A, 6010B		100 mL	100 mL				
LCS 460-89033/2		3010A, 6010B		100 mL	100 mL	2 mL			
460-32106-A-1-A DU		3010A, 6010B	P	100 mL	100 mL				
460-32106-A-1-A MS		3010A, 6010B	P	100 mL	100 mL		1 mL		
460-32108-A-1-A	NH-01-A	3010A, 6010B	P	100 mL	100 mL				
LB 460-88973/1-A		3010A, 6010B		100 mL	100 mL				

Batch Notes	
Lot # of hydrochloric acid	K14068
Lot # of Nitric Acid	K15028
Hot Block ID number	3
Pipette ID	36
ID number of the thermometer	ICP-3

Basis	Basis Description
P	TCLP

METALS BATCH WORKSHEET

Lab Name: TestAmerica Edison Job No.: 460-32108-1

SDG No.:

Batch Number: 88973 Batch Start Date: 10/10/11 17:00 Batch Analyst: Carlone, John

Batch Method: 1311 Batch End Date: 10/11/11 09:00

Lab Sample ID	Client Sample ID	Method Chain	Basis	InitialAmount	FinalAmount	EFD_InitialpH	EFD_AddHClpH>5	InitialRoomTemp	FinalRoomTemp
LB 460-88973/1		1311, 7470A, 7470A			2000 mL	4.90 SU		23.0 Celsius	22.5 Celsius
460-32108-A-1	NH-01-A	1311, 7470A, 7470A	P	100 g	2000 mL	6.36 SU	1.59	23.0 Celsius	22.5 Celsius

Lab Sample ID	Client Sample ID	Method Chain	Basis	VesselNumber	FiltCompDate	FiltCompTime	ExtractFluid	AnalysisComment	
LB 460-88973/1		1311, 7470A, 7470A		MA2	10/11/11	0915	TF1100611	TCLP fluid 1: prep 10/6/11, exp: 4/6/12; pH measured on 10/11/11@0945	
460-32108-A-1	NH-01-A	1311, 7470A, 7470A	P	MA199	10/11/11	0915	TF1100611	TCLP fluid 1: prep 10/6/11, exp: 4/6/12; pH measured on 10/11/11@0945	

Batch Notes	
Balance ID	51
Batch Comment	Thermo # 6954 Min temp = 22.0C Max temp = 23.0C
pH Meter ID	D
TCLP Fluid 1 ID	TF1100611 prep: 10/6/11 exp: 4/6/12
Tumbler Rotations per Minute	29

Basis	Basis Description
P	TCLP

METALS BATCH WORKSHEET

Lab Name: TestAmerica Edison Job No.: 460-32108-1

SDG No.:

Batch Number: 89051 Batch Start Date: 10/11/11 10:56 Batch Analyst: Sheikh, Razia B

Batch Method: 245.1 Batch End Date: 10/11/11 12:56

Lab Sample ID	Client Sample ID	Method Chain	Basis	InitialAmount	FinalAmount	ME_DCAL-IN 00646			
ICV 460-89051/31		245.1, 7470A		100 mL	100 mL	5 mL			
CCV 460-89051/33		245.1, 7470A		100 mL	100 mL	5 mL			

Batch Notes	
Hydroxylamine Hydrochloride Lot	hgr01375
Sulfuric Acid Lot Number	k03051
Lot # of hydrochloric acid	hgr01376
Lot # of Nitric Acid	k15028
Hood ID or number	2
Hot Block ID number	9
Potassium Persulfate Lot Number	hgr01373
Potassium Permanganate Lot Number	hgr01374
NaCL Lot #	hgr01375
Oven, Bath or Block Temperature 1	95 Degrees C
Pipette ID	3
Stannous Chloride Lot Number	hgr01377

Basis	Basis Description

METALS BATCH WORKSHEET

Lab Name: TestAmerica Edison Job No.: 460-32108-1

SDG No.:

Batch Number: 89055 Batch Start Date: 10/11/11 11:11 Batch Analyst: Sheikh, Razia B

Batch Method: 7470A Batch End Date: 10/11/11 13:11

Lab Sample ID	Client Sample ID	Method Chain	Basis	InitialAmount	FinalAmount	ME_HG_TCLP 00407			
MB 460-89055/1		7470A, 7470A		30 mL	30 mL				
LCS 460-89055/2		7470A, 7470A		30 mL	30 mL	0.3 mL			
460-32108-A-1-A	NH-01-A	7470A, 7470A	P	30 mL	30 mL				
460-32108-A-1-A DU	NH-01-A	7470A, 7470A	P	30 mL	30 mL				
460-32108-A-1-A MS	NH-01-A	7470A, 7470A	P	30 mL	30 mL	0.3 mL			
LB 460-88973/1-A		7470A, 7470A		30 mL	30 mL				

Batch Notes	
Hydroxylamine Hydrochloride Lot	hgr01375
Sulfuric Acid Lot Number	k03051
Lot # of hydrochloric acid	hgr01376
Lot # of Nitric Acid	k15028
Hood ID or number	2
Hot Block ID number	9
Potassium Persulfate Lot Number	hgr01373
Potassium Permanganate Lot Number	hgr01374
NaCL Lot #	hgr01375
Oven, Bath or Block Temperature 1	95 Celsius
Stannous Chloride Lot Number	hgr01377

Basis	Basis Description
P	TCLP

Shipping and Receiving Documents

777 New Durham Road
Edison, New Jersey 08817
Phone: (732) 549-3900 Fax: (732) 549-3679

TestAmerica
THE LEADER IN ENVIRONMENTAL TESTING

CHAIN OF CUSTODY / ANALYSIS REQUEST

Page 1 of 1

Name (for report and invoice)	Samplers Name (Printed) Rosenberger	Site/Project Identification Newburgh NY
Company ENR Contracting	P. O. #	State (Location of site): NJ: ☐ NY: ☒ Other:
		Regulatory Program:
Address PO Box 70	Analysis Turnaround Time: Standard ☐	LAB USE ONLY Project No:
City Windsor NJ State	Rush Chrages Authorized For: 2 Week ☐ 1 Week ☐ Other ☒ 3 days	Job No: 32108
Phone 609-527-0600 Fax 609-527-0322		

ANALYSIS REQUESTED (ENTER "X" BELOW TO INDICATE REQUEST)

Sample Identification	Date	Time	Matrix	No. of. Cont.	TCLP Lead+	TCLP Mercury									Sample Numbers
NH-01-A	10-6-11	2000	S	1	X	X									

Preservation Used: 1 = ICE, 2 = HCl, 3 = H_2SO_4, 4 = HNO_3, 5 = NaOH
6 = Other _____, 7 = Other _____

Soil:
Water:

Special Instructions _____ Water Metals Filtered (Yes/No)? _____

Relinquished by	Company	Date / Time	Received by	Company
[signature]	ENR	10-6 | 4PM	1) [signature]	TestAmerica
2) [signature]	TestAmer	10/6/11 | 1700	2) [signature]	[signature]
3) [signature]	[signature]	10/6/11 | 1845	3) [signature]	[signature]
4)			4)	

3-Day RUSH

Laboratory Certifications: New Jersey (12028), New York (11452), Pennsylvania (68-522), Connecticut (PH-0200), Rhode Island (132). TAL

Massachusetts (M-NJ312), North Carolina (No. 578)

2.1 #JO

10/14/2011

Login Sample Receipt Checklist

Client: Enterprise Network Resolutions

Job Number: 460-32108-1

Login Number: 32108

List Source: TestAmerica Edison

List Number: 1

Creator: Smith, Anthony G

Question	Answer	Comment
Radioactivity either was not measured or, if measured, is at or below background	N/A	
The cooler's custody seal, if present, is intact.	N/A	
The cooler or samples do not appear to have been compromised or tampered with.	True	
Samples were received on ice.	True	
Cooler Temperature is acceptable.	True	
Cooler Temperature is recorded.	True	2.1 IR# 50
COC is present.	True	
COC is filled out in ink and legible.	True	
COC is filled out with all pertinent information.	True	
Is the Field Sampler's name present on COC?	True	
There are no discrepancies between the sample IDs on the containers and the COC.	True	
Samples are received within Holding Time.	True	
Sample containers have legible labels.	True	
Containers are not broken or leaking.	True	
Sample collection date/times are provided.	True	
Appropriate sample containers are used.	True	
Sample bottles are completely filled.	True	
Sample Preservation Verified.	True	
There is sufficient vol. for all requested analyses, incl. any requested MS/MSDs	True	
VOA sample vials do not have headspace or bubble is <6mm (1/4") in diameter.	True	
Multiphasic samples are not present.	True	
Samples do not require splitting or compositing.	N/A	
Residual Chlorine Checked.	N/A	

TestAmerica
THE LEADER IN ENVIRONMENTAL TESTING

ANALYTICAL REPORT

Job Number: 460-32108-2

Job Description: Newburgh, NY

For:
Enterprise Network Resolutions
PO BOX 70
874 Piney Hollow Road
Winslow, NJ 08095

Attention: Ted Budzynski

Approved for release.
Jannel O Franklin
Project Manager I
11/1/2011 3:10 PM

Designee for
Cloide Elvie
Project Manager I
cloide.elvie@testamericainc.com
11/01/2011

The test results in this report meet all NELAP requirements unless specified within the case narrative. Pursuant to NELAP, this report may not be reproduced, except in full, without the written approval of the laboratory. All questions regarding this report should be directed to the TestAmerica Edison Project Manager.

TestAmerica Edison Certifications and Approvals: Connecticut: CTDOH #PH-0200, New Jersey: NJDEP (NELAP) #12028, New York: NYDOH (NELAP) #11452, NYDOH (ELAP) #11452, Pennsylvania: PADEP (NELAP) 68-00522 and Rhode Island: RIDOH LAO00132

TestAmerica Laboratories, Inc.
TestAmerica Edison 777 New Durham Road, Edison, NJ 08817
Tel (732) 549-3900 Fax (732) 549-3679 www.testamericainc.com

ACCREDITED IN ACCORDANCE WITH nelac

Table of Contents

Cover Title Page 1

Data Summaries 4

Report Narrative 4

Sample Summary 5

Executive Summary 6

Method Summary 7

Method / Analyst Summary 8

Sample Datasheets 9

Surrogate Summary 11

QC Data Summary 12

Data Qualifiers 15

QC Association Summary 16

Lab Chronicle 17

Organic Sample Data 19

GC Semi VOA 19

Method NJ OQA QAM 025 19

Method NJ OQA QAM 025 QC Summary 20

Method NJ OQA QAM 025 Sample Data 25

Standards Data 30

Method NJ OQA QAM 025 ICAL Data 30

Method NJ OQA QAM 025 CCAL Data 33

Raw QC Data 37

Method NJ OQA QAM 025 Blank Data 37

Method NJ OQA QAM 025 LCS/LCSD Data 42

Method NJ OQA QAM 025 MS/MSD Data 47

Method NJ OQA QAM 025 Run Logs 49

Table of Contents

Method NJ OQA QAM 025 Prep Data 51

Inorganic Sample Data 52

General Chemistry Data 52

Gen Chem Cover Page 53

Gen Chem MDL 54

Gen Chem Analysis Run Log 56

Gen Chem Prep Data 57

Shipping and Receiving Documents 58

Client Chain of Custody 59

Sample Receipt Checklist 60

CASE NARRATIVE

Client: Enterprise Network Resolutions

Project: Newburgh, NY

Report Number: 460-32108-2

This case narrative is in the form of an exception report, where only the anomalies related to this report, method specific performance and/or QA/QC issues are discussed. If there are no issues to report, this narrative will include a statement that documents that there are no relevant data issues.

It should be noted that samples with elevated Reporting Limits (RLs) as a result of a dilution may not be able to satisfy customer reporting limits in some cases. Such increases in the RLs are unavoidable but acceptable consequence of sample dilution that enables quantification of target analytes or interferences which exceed the calibration range of the instrument.

Calculations are performed before rounding to avoid round-off errors in calculated results.

All holding times were met and proper preservation noted for the methods performed on these samples, unless otherwise detailed in the individual sections below.

RECEIPT

The samples were received on 10/06/2011; the samples arrived in good condition, properly preserved and on ice. The temperature of the coolers at receipt was 2.1 C.

Note: All samples which require thermal preservation are considered acceptable if the arrival temperature is within 2C of the required temperature or method specified range. For samples with a specified temperature of 4C, samples with a temperature ranging from just above freezing temperature of water to 6C shall be acceptable. Samples that are hand delivered immediately following collection may not meet these criteria, however they will be deemed acceptable according to NELAC standards, if there is evidence that the chilling process has begun, such as arrival on ice, etc.

PERCENT SOLIDS

Sample 460-32108-1 was analyzed for percent solids in accordance with ASTM D2974-87 Modified. The samples were analyzed on 10/21/2011.

No difficulties were encountered during the % solids analysis.

All quality control parameters were within the acceptance limits.

TOTAL PETROLEUM HYDROCARBONS

Sample 460-32108-1 was analyzed for total petroleum hydrocarbons in accordance with NJ-OQA-QAM-025. The samples were prepared on 10/25/2011 and analyzed on 10/26/2011.

The matrix spike / matrix spike duplicate (MS/MSD) recoveries for batch 90721 were outside control limits. The associated laboratory control sample (LCS) recovery met acceptance criteria.

Refer to the QC report for details.

No other difficulties were encountered during the QAM 025 analysis.

All other quality control parameters were within the acceptance limits.

SAMPLE SUMMARY

Client: Enterprise Network Resolutions

Job Number: 460-32108-2

Lab Sample ID	Client Sample ID	Client Matrix	Date/Time Sampled	Date/Time Received
460-32108-1	NH-01-A	Solid	10/06/2011 1400	10/06/2011 1845

EXECUTIVE SUMMARY - Detections

Client: Enterprise Network Resolutions Job Number: 460-32108-2

Lab Sample ID / Analyte	Client Sample ID	Result	Qualifier	Reporting Limit	Units	Method
460-32108-1	**NH-01-A**					
Percent Moisture		8.4		1.0	%	Moisture
Percent Solids		91.6		1.0	%	Moisture

METHOD SUMMARY

Client: Enterprise Network Resolutions | Job Number: 460-32108-2

Description	Lab Location	Method	Preparation Method
Matrix: Solid			
New Jersey - Total petroleum Hydrocarbons (GC)	TAL EDI	NJDEP NJ-OQA-QAM-025	
Microwave Extraction	TAL EDI		SW846 3546
Percent Moisture	TAL EDI	EPA Moisture	

Lab References:

TAL EDI = TestAmerica Edison

Method References:

EPA = US Environmental Protection Agency

NJDEP = New Jersey Department of Environmental Protection

SW846 = "Test Methods For Evaluating Solid Waste, Physical/Chemical Methods", Third Edition, November 1986 And Its Updates.

METHOD / ANALYST SUMMARY

Client: Enterprise Network Resolutions

Job Number: 460-32108-2

Method	Analyst	Analyst ID
NJDEP NJ-OQA-QAM-025	Nimer, Diaa	DN
EPA Moisture	Armbruster, Chris	CHA

Client: Enterprise Network Resolutions | Job Number: 460-32108-2

Client Sample ID: **NH-01-A**

Lab Sample ID: 460-32108-1 | Date Sampled: 10/06/2011 1400
Client Matrix: Solid | % Moisture: 8.4 | Date Received: 10/06/2011 1845

NJ-OQA-QAM-025 New Jersey - Total petroleum Hydrocarbons (GC)

Analysis Method:	NJ-OQA-QAM-025	Analysis Batch:	460-90837	Instrument ID:	BNAGC4
Prep Method:	3546	Prep Batch:	460-90721	Lab File ID:	gcf64947.d
Dilution:	1.0			Initial Weight/Volume:	15.01 g
Analysis Date:	10/26/2011 1119			Final Weight/Volume:	1 mL
Prep Date:	10/25/2011 1917			Injection Volume:	1 uL

Analyte	DryWt Corrected: Y	Result (mg/Kg)	Qualifier	RL	RL
Total Petroleum Hydrocarbons (C8-C40)		6.0	U H	6.0	6.0

Surrogate	%Rec	Qualifier	Acceptance Limits
o-Terphenyl	65		48 - 112
Chlorobenzene	50		32 - 106

General Chemistry

Client Sample ID: **NH-01-A**

Lab Sample ID: 460-32108-1 Date Sampled: 10/06/2011 1400

Client Matrix: Solid Date Received: 10/06/2011 1845

Analyte	Result	Qual	Units	RL	RL	Dil	Method
Percent Moisture	8.4		%	1.0	1.0	1.0	Moisture
Analysis Batch: 460-90219	Analysis Date: 10/21/2011 0004						DryWt Corrected: N
Percent Solids	91.6		%	1.0	1.0	1.0	Moisture
Analysis Batch: 460-90219	Analysis Date: 10/21/2011 0004						DryWt Corrected: N

Client: Enterprise Network Resolutions

Job Number: 460-32108-2

Surrogate Recovery Report

NJ-OQA-QAM-025 New Jersey - Total petroleum Hydrocarbons (GC)

Client Matrix: Solid

Lab Sample ID	Client Sample ID	CB %Rec	OTPH %Rec
460-32108-1	NH-01-A	50	65
MB 460-90721/1-A		56	68
LCS 460-90721/2-A		53	67
460-32108-1 MS	NH-01-A MS	47	65
460-32108-1 MSD	NH-01-A MSD	48	64

Surrogate	Acceptance Limits
CB = Chlorobenzene	32-106
OTPH = o-Terphenyl	48-112

Client: Enterprise Network Resolutions Job Number: 460-32108-2

Method Blank - Batch: 460-90721

Method: NJ-OQA-QAM-025
Preparation: 3546

Lab Sample ID:	MB 460-90721/1-A	Analysis Batch:	460-90837	Instrument ID:	BNAGC4
Client Matrix:	Solid	Prep Batch:	460-90721	Lab File ID:	gcf64943.d
Dilution:	1.0	Leach Batch:	N/A	Initial Weight/Volume:	14.95 g
Analysis Date:	10/26/2011 1020	Units:	mg/Kg	Final Weight/Volume:	1 mL
Prep Date:	10/25/2011 1917			Injection Volume:	1 uL
Leach Date:	N/A				

Analyte	Result	Qual	RL	RL
Total Petroleum Hydrocarbons (C8-C40)	5.5	U	5.5	5.5

Surrogate	% Rec	Acceptance Limits
o-Terphenyl	68	48 - 112
Chlorobenzene	56	32 - 106

Lab Control Sample - Batch: 460-90721

Method: NJ-OQA-QAM-025
Preparation: 3546

Lab Sample ID:	LCS 460-90721/2-A	Analysis Batch:	460-90837	Instrument ID:	BNAGC4
Client Matrix:	Solid	Prep Batch:	460-90721	Lab File ID:	gcf64944.d
Dilution:	1.0	Leach Batch:	N/A	Initial Weight/Volume:	15.00 g
Analysis Date:	10/26/2011 1034	Units:	mg/Kg	Final Weight/Volume:	1 mL
Prep Date:	10/25/2011 1917			Injection Volume:	1 uL
Leach Date:	N/A				

Analyte	Spike Amount	Result	% Rec.	Limit	Qual
Total Petroleum Hydrocarbons (C8-C40)	133	88.8	67	58 - 112	

Surrogate	% Rec	Acceptance Limits
o-Terphenyl	67	48 - 112
Chlorobenzene	53	32 - 106

Client: Enterprise Network Resolutions

Job Number: 460-32108-2

Matrix Spike/
Matrix Spike Duplicate Recovery Report - Batch: 460-90721

Method: NJ-OQA-QAM-025
Preparation: 3546

MS Lab Sample ID:	460-32108-1	Analysis Batch:	460-90837	Instrument ID:	BNAGC4
Client Matrix:	Solid	Prep Batch:	460-90721	Lab File ID:	gcf64945.d
Dilution:	1.0	Leach Batch:	N/A	Initial Weight/Volume:	15.02 g
Analysis Date:	10/26/2011 1049			Final Weight/Volume:	1 mL
Prep Date:	10/25/2011 1917			Injection Volume:	1 uL
Leach Date:	N/A				

MSD Lab Sample ID:	460-32108-1	Analysis Batch:	460-90837	Instrument ID:	BNAGC4
Client Matrix:	Solid	Prep Batch:	460-90721	Lab File ID:	gcf64946.d
Dilution:	1.0	Leach Batch:	N/A	Initial Weight/Volume:	15.00 g
Analysis Date:	10/26/2011 1104			Final Weight/Volume:	1 mL
Prep Date:	10/25/2011 1917			Injection Volume:	1 uL
Leach Date:	N/A				

	% Rec.						
Analyte	MS	MSD	Limit	RPD	RPD Limit	MS Qual	MSD Qual
Total Petroleum Hydrocarbons (C8-C40)	52	51	58 - 112	2	40	H F	H F

Surrogate	MS % Rec	MSD % Rec	Acceptance Limits
o-Terphenyl	65	64	48 - 112
Chlorobenzene	47	48	32 - 106

Matrix Spike/
Matrix Spike Duplicate Recovery Report - Batch: 460-90721

Method: NJ-OQA-QAM-025
Preparation: 3546

MS Lab Sample ID:	460-32108-1	Units:	mg/Kg	MSD Lab Sample ID:	460-32108-1
Client Matrix:	Solid			Client Matrix:	Solid
Dilution:	1.0			Dilution:	1.0
Analysis Date:	10/26/2011 1049			Analysis Date:	10/26/2011 1104
Prep Date:	10/25/2011 1917			Prep Date:	10/25/2011 1917
Leach Date:	N/A			Leach Date:	N/A

Analyte	Sample Result/Qual		MS Spike Amount	MSD Spike Amount	MS Result/Qual		MSD Result/Qual	
Total Petroleum Hydrocarbons (C8-C40)	6.0	U	150	150	78.2	H F	76.6	H F

Client: Enterprise Network Resolutions

Job Number: 460-32108-2

Duplicate - Batch: 460-90219

Method: Moisture
Preparation: N/A

Lab Sample ID:	460-32108-1	Analysis Batch:	460-90219	Instrument ID:	No Equipment
Client Matrix:	Solid	Prep Batch:	N/A	Lab File ID:	N/A
Dilution:	1.0	Leach Batch:	N/A	Initial Weight/Volume:	
Analysis Date:	10/21/2011 0010	Units:	%	Final Weight/Volume:	
Prep Date:	N/A				
Leach Date:	N/A				

Analyte	Sample Result/Qual	Result	RPD	Limit	Qual
Percent Moisture	8.4	7.6	10	20	
Percent Solids	91.6	92.4	0.9	20	

DATA REPORTING QUALIFIERS

Client: Enterprise Network Resolutions Job Number: 460-32108-2

Lab Section	Qualifier	Description
GC Semi VOA		
	U	Indicates the analyte was analyzed for but not detected.
	F	MS/MSD Recovery or RPD exceeds the control limits
	H	Sample was prepped or analyzed beyond the specified holding time

Client: Enterprise Network Resolutions Job Number: 460-32108-2

QC Association Summary

Lab Sample ID	Client Sample ID	Report Basis	Client Matrix	Method	Prep Batch
GC Semi VOA					
Prep Batch: 460-90721					
LCS 460-90721/2-A	Lab Control Sample	T	Solid	3546	
MB 460-90721/1-A	Method Blank	T	Solid	3546	
460-32108-1	NH-01-A	T	Solid	3546	
460-32108-1MS	Matrix Spike	T	Solid	3546	
460-32108-1MSD	Matrix Spike Duplicate	T	Solid	3546	
Analysis Batch:460-90837					
LCS 460-90721/2-A	Lab Control Sample	T	Solid	NJ-OQA-QAM-02	460-90721
MB 460-90721/1-A	Method Blank	T	Solid	NJ-OQA-QAM-02	460-90721
460-32108-1	NH-01-A	T	Solid	NJ-OQA-QAM-02	460-90721
460-32108-1MS	Matrix Spike	T	Solid	NJ-OQA-QAM-02	460-90721
460-32108-1MSD	Matrix Spike Duplicate	T	Solid	NJ-OQA-QAM-02	460-90721

Report Basis
T = Total

General Chemistry

Analysis Batch:460-90219					
460-32108-1	NH-01-A	T	Solid	Moisture	
460-32108-1DU	Duplicate	T	Solid	Moisture	

Report Basis
T = Total

Client: Enterprise Network Resolutions Job Number: 460-32108-2

Laboratory Chronicle

Lab ID: 460-32108-1 **Client ID: NH-01-A**

Sample Date/Time: 10/06/2011 14:00 Received Date/Time: 10/06/2011 18:45

Method	Bottle ID	Run	Analysis Batch	Prep Batch	Date Prepared / Analyzed	Dil	Lab	Analyst
P:3546	460-32108-A-1-K		460-90837	460-90721	10/25/2011 19:17	1	TAL EDI	JS
A:NJ-OQA-QAM-025	460-32108-A-1-K		460-90837	460-90721	10/26/2011 11:19	1	TAL EDI	DN
A:Moisture	460-32108-A-1		460-90219		10/21/2011 00:04	1	TAL EDI	CHA

Lab ID: 460-32108-1 MS **Client ID: NH-01-A**

Sample Date/Time: 10/06/2011 14:00 Received Date/Time: 10/06/2011 18:45

Method	Bottle ID	Run	Analysis Batch	Prep Batch	Date Prepared / Analyzed	Dil	Lab	Analyst
P:3546	460-32108-A-1-I MS		460-90837	460-90721	10/25/2011 19:17	1	TAL EDI	JS
A:NJ-OQA-QAM-025	460-32108-A-1-I MS		460-90837	460-90721	10/26/2011 10:49	1	TAL EDI	DN

Lab ID: 460-32108-1 MSD **Client ID: NH-01-A**

Sample Date/Time: 10/06/2011 14:00 Received Date/Time: 10/06/2011 18:45

Method	Bottle ID	Run	Analysis Batch	Prep Batch	Date Prepared / Analyzed	Dil	Lab	Analyst
P:3546	460-32108-A-1-J MSD		460-90837	460-90721	10/25/2011 19:17	1	TAL EDI	JS
A:NJ-OQA-QAM-025	460-32108-A-1-J MSD		460-90837	460-90721	10/26/2011 11:04	1	TAL EDI	DN

Lab ID: 460-32108-1 DU **Client ID: NH-01-A**

Sample Date/Time: 10/06/2011 14:00 Received Date/Time: 10/06/2011 18:45

Method	Bottle ID	Run	Analysis Batch	Prep Batch	Date Prepared / Analyzed	Dil	Lab	Analyst
A:Moisture	460-32108-A-1 DU		460-90219		10/21/2011 00:10	1	TAL EDI	CHA

Lab ID: MB **Client ID: N/A**

Sample Date/Time: N/A Received Date/Time: N/A

Method	Bottle ID	Run	Analysis Batch	Prep Batch	Date Prepared / Analyzed	Dil	Lab	Analyst
P:3546	MB 460-90721/1-A		460-90837	460-90721	10/25/2011 19:17	1	TAL EDI	JS
A:NJ-OQA-QAM-025	MB 460-90721/1-A		460-90837	460-90721	10/26/2011 10:20	1	TAL EDI	DN

Client: Enterprise Network Resolutions Job Number: 460-32108-2

Laboratory Chronicle

Lab ID: **LCS** **Client ID:** **N/A**

Sample Date/Time: N/A Received Date/Time: N/A

Method	Bottle ID	Run	Analysis Batch	Prep Batch	Date Prepared / Analyzed	Dil	Lab	Analyst
P:3546	LCS 460-90721/2-A		460-90837	460-90721	10/25/2011 19:17	1	TAL EDI	JS
A:NJ-OQA-QAM-025	LCS 460-90721/2-A		460-90837	460-90721	10/26/2011 10:34	1	TAL EDI	DN

Lab References:
TAL EDI = TestAmerica Edison

Method NJ OQA QAM 025

New Jersey - Total petroleum Hydrocarbons (GC) by Method NJ_OQA_QAM_025

FORM II
GC SEMI VOA SURROGATE RECOVERY

Lab Name: TestAmerica Edison Job No.: 460-32108-2

SDG No.:

Matrix: Solid Level: Low

GC Column (1): Rtx-5MS ID: 0.25 (mm)

Client Sample ID	Lab Sample ID	CB #	OTPH #
NH-01-A	460-32108-1	50	65
	MB 460-90721/1-A	56	68
	LCS 460-90721/2-A	53	67
NH-01-A MS	460-32108-1 MS	47	65
NH-01-A MSD	460-32108-1 MSD	48	64

	QC LIMITS
CB = Chlorobenzene	32-106
OTPH = o-Terphenyl	48-112

Column to be used to flag recovery values

FORM II NJ-OQA-QAM-025

FORM III
GC SEMI VOA LAB CONTROL SAMPLE RECOVERY

Lab Name: TestAmerica Edison Job No.: 460-32108-2

SDG No.:

Matrix: Solid Level: Low Lab File ID: gcf64944.d

Lab ID: LCS 460-90721/2-A Client ID:

COMPOUND	SPIKE ADDED (mg/Kg)	LCS CONCENTRATION (mg/Kg)	LCS % REC	QC LIMITS REC	#
Total Petroleum Hydrocarbons (C8-C40)	133	88.8	67	58-112	

Column to be used to flag recovery and RPD values

FORM III
GC SEMI VOA MATRIX SPIKE RECOVERY

Lab Name: TestAmerica Edison Job No.: 460-32108-2

SDG No.:

Matrix: Solid Level: Low Lab File ID: gcf64945.d

Lab ID: 460-32108-1 MS Client ID: NH-01-A MS

COMPOUND	SPIKE ADDED (mg/Kg)	SAMPLE CONCENTRATION (mg/Kg)	MS CONCENTRATION (mg/Kg)	MS % REC	QC LIMITS REC	#
Total Petroleum Hydrocarbons (C8-C40)	150	6.0 U	78.2	52	58-112	H F

Column to be used to flag recovery and RPD values

FORM III
GC SEMI VOA MATRIX SPIKE DUPLICATE RECOVERY

Lab Name: TestAmerica Edison Job No.: 460-32108-2

SDG No.:

Matrix: Solid Level: Low Lab File ID: gcf64946.d

Lab ID: 460-32108-1 MSD Client ID: NH-01-A MSD

COMPOUND	SPIKE ADDED (mg/Kg)	MSD CONCENTRATION (mg/Kg)	MSD % REC	% RPD	QC LIMITS RPD	QC LIMITS REC	#
Total Petroleum Hydrocarbons (C8-C40)	150	76.6	51	2	40	58-112	H F

Column to be used to flag recovery and RPD values

FORM III NJ-OQA-QAM-025

FORM IV
GC SEMI VOA METHOD BLANK SUMMARY

Lab Name: TestAmerica Edison Job No.: 460-32108-2

SDG No.:

Lab File ID: gcf64943.d Lab Sample ID: MB 460-90721/1-A

Matrix: Solid Date Extracted: 10/25/2011 19:17

Instrument ID: BNAGC4 Date Analyzed: 10/26/2011 10:20

Level:(Low/Med) Low

THIS METHOD BLANK APPLIES TO THE FOLLOWING SAMPLES:

CLIENT SAMPLE ID	LAB SAMPLE ID	LAB FILE ID	DATE ANALYZED
	LCS 460-90721/2-A	gcf64944.d	10/26/2011 10:34
NH-01-A MS	460-32108-1 MS	gcf64945.d	10/26/2011 10:49
NH-01-A MSD	460-32108-1 MSD	gcf64946.d	10/26/2011 11:04
NH-01-A	460-32108-1	gcf64947.d	10/26/2011 11:19

FORM I
GC SEMI VOA ORGANICS ANALYSIS DATA SHEET

Lab Name: TestAmerica Edison Job No.: 460-32108-2

SDG No.:

Client Sample ID: NH-01-A Lab Sample ID: 460-32108-1

Matrix: Solid Lab File ID: gcf64947.d

Analysis Method: NJ-OQA-QAM-025 Date Collected: 10/06/2011 14:00

Extraction Method: 3546 Date Extracted: 10/25/2011 19:17

Sample wt/vol: 15.01(g) Date Analyzed: 10/26/2011 11:19

Con. Extract Vol.: 1(mL) Dilution Factor: 1

Injection Volume: 1(uL) GC Column: Rtx-5MS ID: 0.25(mm)

% Moisture: 8.4 GPC Cleanup:(Y/N) N

Analysis Batch No.: 90837 Units: mg/Kg

CAS NO.	COMPOUND NAME	RESULT	Q	RL	RL
STL00303	Total Petroleum Hydrocarbons (C8-C40)	6.0	U H	6.0	6.0

CAS NO.	SURROGATE	%REC	Q	LIMITS
84-15-1	o-Terphenyl	65		48-112
108-90-7	Chlorobenzene	50		32-106

Data File: gcf64947.d
Report Date: 26-Oct-2011 14:14

TestAmerica

Data file : /chem/BNAGC4.i/QAM2010/front/10-26-11/26Oct11a.b/gcf64947.d
Lab Smp Id: 460-32108-A-1-K
Inj Date : 26-OCT-2011 11:19
Operator : BNAGC1   Inst ID: BNAGC4.i
Smp Info : 460-32108-A-1-K
Misc Info : 460-32108-A-1-K
Comment   :
Method   : /chem/BNAGC4.i/QAM2010/front/10-26-11/26Oct11a.b/QAM2009r.m
Meth Date : 26-Oct-2011 14:14 nimerd Quant Type: ESTD
Cal Date : 27-JUL-2011 12:06   Cal File: gcf62402.d
Als bottle: 9
Dil Factor: 1.00000
Integrator: HP Genie   Compound Sublist: MWTPH.sub
Target Version: 3.50
Processing Host: hpd3

Concentration Formula: Amt * DF * Uf*Vt/(Ws*(100-M)/100) * CpndVariable

Name	Value	Description
DF	1.00000	Dilution Factor
Uf	1.00000	ng unit correction factor
Vt	1.00000	Volume of final extract (ml)
Ws	15.00000	Weight of sample extracted (g)
M	0.00000	% Moisture (not decanted)

Cpnd Variable Local Compound Variable

Compounds	RT	EXP RT	DLT RT	RESPONSE	CONCENTRATIONS ON-COLUMN (ug/ml)	CONCENTRATIONS FINAL (mg/Kg)
$ 1 O-terphenyl (sur)	4.716	4.715	0.001	720586	12.9651	0.86(M)
$ 2 Chlorobenzene (sur)	0.806	0.806	0.000	409011	10.0959	0.67(M)
3 TPH	Compound Not Detected.					

QC Flag Legend

M - Compound response manually integrated.

Data File: gcf64947.d

Date: 26-OCT-2011 11:19

Client ID: Instrument: BNAGC4.i

Sample Info: 460-32108-A-1-K Operator: BNAGC1

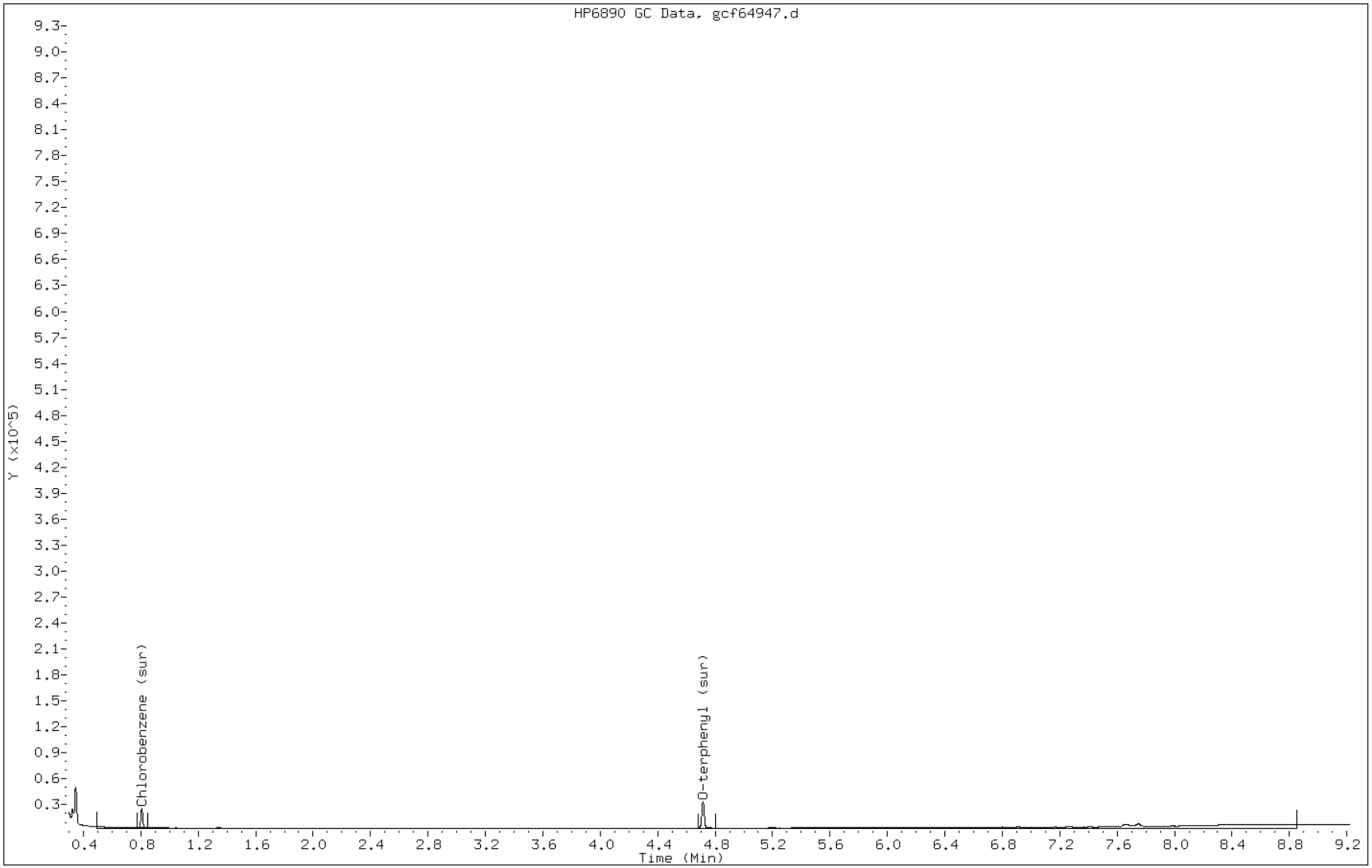

Manual Integration Report

Data File: gcf64947.d
Inj. Date and Time: 26-OCT-2011 11:19
Instrument ID: BNAGC4.i
Client ID:
Compound: 1 O-terphenyl (sur)
CAS #: 84-15-1
Report Date: 10/26/2011

Processing Integration Results

Not Detected

Expected RT: 4.72

Manual Integration Results

RT: 4.72

Response: 720586

Amount: 12.97

Conc: 0.86

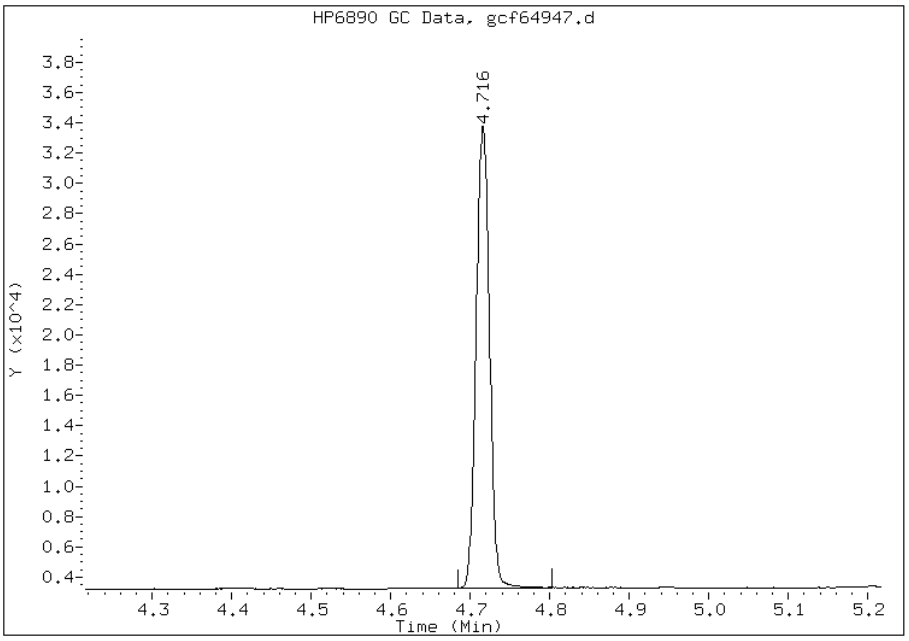

Manually Integrated By: nimerd
Manual Integration Reason: Baseline Event

Manual Integration Report

Data File: gcf64947.d
Inj. Date and Time: 26-OCT-2011 11:19
Instrument ID: BNAGC4.i
Client ID:
Compound: 2 Chlorobenzene (sur)
CAS #: 108-90-7
Report Date: 10/26/2011

Processing Integration Results

Not Detected

Expected RT: 0.81

Manual Integration Results

RT: 0.81

Response: 409011

Amount: 10.10

Conc: 0.67

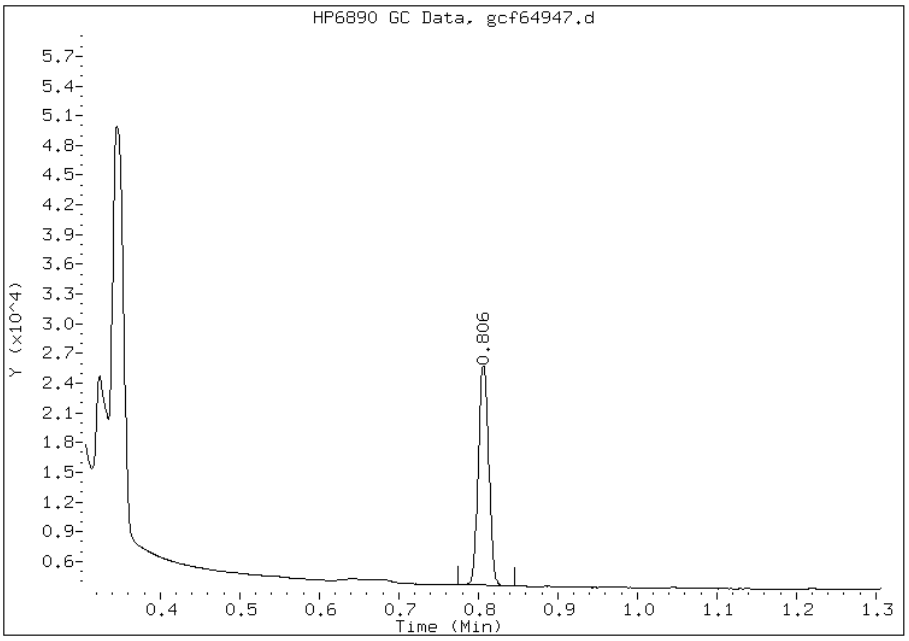

Manually Integrated By: nimerd
Manual Integration Reason: Baseline Event

FORM VI
GC SEMI VOA INITIAL CALIBRATION DATA
EXTERNAL STANDARD RETENTION TIME SUMMARY

Lab Name: TestAmerica Edison Job No.: 460-32108-2 Analy Batch No.: 81260

SDG No.:

Instrument ID: BNAGC4 GC Column: Rtx-5MS ID: 0.25(mm) Heated Purge: (Y/N) N

Calibration Start Date: 07/27/2011 11:01 Calibration End Date: 07/27/2011 12:06 Calibration ID: 11676

Calibration Files:

LEVEL:	LAB SAMPLE ID:	LAB FILE ID:
Level 1	IC 460-81260/4	gcf62398.d
Level 2	IC 460-81260/5	gcf62399.d
Level 3	IC 460-81260/6	gcf62400.d
Level 4	IC 460-81260/7	gcf62401.d
Level 5	IC 460-81260/8	gcf62402.d

ANALYTE	LVL 1	LVL 2	LVL 3	LVL 4	LVL 5						RT WINDOW	AVG RT
Total Petroleum Hydrocarbons (C8-C40)	0.641	0.641	0.991	0.992	0.641						0.000 - 30.641	0.781
Chlorobenzene	0.815	0.815	0.815	0.815	0.814						0.714 - 0.914	0.815
o-Terphenyl	4.731	4.728	4.730	4.730	4.726						4.626 - 4.826	4.729

FORM VI
GC SEMI VOA INITIAL CALIBRATION DATA
EXTERNAL STANDARD CURVE EVALUTION

Lab Name: TestAmerica Edison Job No.: 460-32108-2 Analy Batch No.: 81260

SDG No.:

Instrument ID: BNAGC4 GC Column: Rtx-5MS ID: 0.25(mm) Heated Purge: (Y/N) N

Calibration Start Date: 07/27/2011 11:01 Calibration End Date: 07/27/2011 12:06 Calibration ID: 11676

Calibration Files:

LEVEL:	LAB SAMPLE ID:	LAB FILE ID:
Level 1	IC 460-81260/4	gcf62398.d
Level 2	IC 460-81260/5	gcf62399.d
Level 3	IC 460-81260/6	gcf62400.d
Level 4	IC 460-81260/7	gcf62401.d
Level 5	IC 460-81260/8	gcf62402.d

ANALYTE	CF				CURVE TYPE	COEFFICIENT			#	MIN CF	%RSD	#	MAX %RSD	R^2 OR COD	#	MIN R^2 OR COD
	LVL 1 LVL 5	LVL 2	LVL 3	LVL 4		B	M1	M2								
Total Petroleum Hydrocarbons (C8-C40)	61765 51831	47692	48242	49537	Ave		51813.3975				11.2		20.0			
Chlorobenzene	41340 42311	37851	40607	40454	Ave		40512.5760				4.1		20.0			
o-Terphenyl	55044 57084	54117	55374	56276	Ave		55579.0240				2.1		20.0			

Note: The m1 coefficient is the same as Ave CF for an Ave curve type.

FORM VI
GC SEMI VOA INITIAL CALIBRATION DATA
EXTERNAL STANDARD RESPONSE AND CONCENTRATION

Lab Name: TestAmerica Edison Job No.: 460-32108-2 Analy Batch No.: 81260

SDG No.:

Instrument ID: BNAGC4 GC Column: Rtx-5MS ID: 0.25(mm) Heated Purge: (Y/N) N

Calibration Start Date: 07/27/2011 11:01 Calibration End Date: 07/27/2011 12:06 Calibration ID: 11676

Calibration Files:

LEVEL:	LAB SAMPLE ID:	LAB FILE ID:
Level 1	IC 460-81260/4	gcf62398.d
Level 2	IC 460-81260/5	gcf62399.d
Level 3	IC 460-81260/6	gcf62400.d
Level 4	IC 460-81260/7	gcf62401.d
Level 5	IC 460-81260/8	gcf62402.d

ANALYTE	CURVE TYPE	RESPONSE					CONCENTRATION (UG/ML)				
		LVL 1	LVL 2	LVL 3	LVL 4	LVL 5	LVL 1	LVL 2	LVL 3	LVL 4	LVL 5
Total Petroleum Hydrocarbons (C8-C40)	Ave	5084496	19630058	39712768	101947339	213335823	82.3	412	823	2058	4116
Chlorobenzene	Ave	10335	47314	101517	252836	528889	0.250	1.25	2.50	6.25	12.5
o-Terphenyl	Ave	13761	67646	138434	351727	713555	0.250	1.25	2.50	6.25	12.5

Curve Type Legend:
Ave = Average

FORM VII
GC SEMI VOA CONTINUING CALIBRATION DATA

Lab Name: TestAmerica Edison Job No.: 460-32108-2

SDG No.:

Lab Sample ID: CCV 460-90837/4 Calibration Date: 10/26/2011 09:55

Instrument ID: BNAGC4 Calib Start Date: 07/27/2011 11:01

GC Column: Rtx-5MS ID: 0.25(mm) Calib End Date: 07/27/2011 12:06

Lab File ID: gcf64942.d Conc. Units: mg/L

ANALYTE	CURVE TYPE	AVE CF	CF	MIN CF	CALC AMOUNT	SPIKE AMOUNT	%D	MAX %D
Total Petroleum Hydrocarbons (C8-C40)	Ave	51813	48302		1920	2060	-6.8	15.0
Chlorobenzene	Ave	40513	39755		6.13	6.25	-1.9	15.0
o-Terphenyl	Ave	55579	55467		6.24	6.25	-0.2	15.0

FORM VII
GC SEMI VOA CONTINUING CALIBRATION RETENTION TIME SUMMARY

Lab Name: TestAmerica Edison Job No.: 460-32108-2

SDG No.:

Lab Sample ID: CCV 460-90837/4 Calibration Date: 10/26/2011 09:55

Instrument ID: BNAGC4 Calib Start Date: 07/27/2011 11:01

GC Column: Rtx-5MS ID: 0.25(mm) Calib End Date: 07/27/2011 12:06

Lab File ID: gcf64942.d

Analyte	RT	RT WINDOW	
		TO	FROM
Total Petroleum Hydrocarbons (C8-C40)	1.34	0.00	31.34
Chlorobenzene	0.81	0.71	0.91
o-Terphenyl	4.72	4.62	4.82

FORM VII
GC SEMI VOA CONTINUING CALIBRATION DATA

Lab Name: TestAmerica Edison Job No.: 460-32108-2

SDG No.:

Lab Sample ID: CCV 460-90837/15 Calibration Date: 10/26/2011 13:49

Instrument ID: BNAGC4 Calib Start Date: 07/27/2011 11:01

GC Column: Rtx-5MS ID: 0.25(mm) Calib End Date: 07/27/2011 12:06

Lab File ID: gcf64953.d Conc. Units: mg/L

ANALYTE	CURVE TYPE	AVE CF	CF	MIN CF	CALC AMOUNT	SPIKE AMOUNT	%D	MAX %D
Total Petroleum Hydrocarbons (C8-C40)	Ave	51813	50450		2000	2060	-2.6	15.0
Chlorobenzene	Ave	40513	40765		6.29	6.25	0.6	15.0
o-Terphenyl	Ave	55579	55248		6.21	6.25	-0.6	15.0

FORM VII
GC SEMI VOA CONTINUING CALIBRATION RETENTION TIME SUMMARY

Lab Name: TestAmerica Edison Job No.: 460-32108-2

SDG No.:

Lab Sample ID: CCV 460-90837/15 Calibration Date: 10/26/2011 13:49

Instrument ID: BNAGC4 Calib Start Date: 07/27/2011 11:01

GC Column: Rtx-5MS ID: 0.25(mm) Calib End Date: 07/27/2011 12:06

Lab File ID: gcf64953.d

Analyte	RT	RT WINDOW	
		TO	FROM
Total Petroleum Hydrocarbons (C8-C40)	1.34	0.00	31.34
Chlorobenzene	0.81	0.71	0.91
o-Terphenyl	4.72	4.62	4.82

FORM I
GC SEMI VOA ORGANICS ANALYSIS DATA SHEET

Lab Name: TestAmerica Edison | Job No.: 460-32108-2

SDG No.:

Client Sample ID: | Lab Sample ID: MB 460-90721/1-A

Matrix: Solid | Lab File ID: gcf64943.d

Analysis Method: NJ-OQA-QAM-025 | Date Collected:

Extraction Method: 3546 | Date Extracted: 10/25/2011 19:17

Sample wt/vol: 14.95(g) | Date Analyzed: 10/26/2011 10:20

Con. Extract Vol.: 1(mL) | Dilution Factor: 1

Injection Volume: 1(uL) | GC Column: Rtx-5MS ID: 0.25(mm)

% Moisture: | GPC Cleanup:(Y/N) N

Analysis Batch No.: 90837 | Units: mg/Kg

CAS NO.	COMPOUND NAME	RESULT	Q	RL	RL
STL00303	Total Petroleum Hydrocarbons (C8-C40)	5.5	U	5.5	5.5

CAS NO.	SURROGATE	%REC	Q	LIMITS
84-15-1	o-Terphenyl	68		48-112
108-90-7	Chlorobenzene	56		32-106

Data File: gcf64943.d
Report Date: 26-Oct-2011 14:14

TestAmerica

Data file : /chem/BNAGC4.i/QAM2010/front/10-26-11/26Oct11a.b/gcf64943.d
Lab Smp Id: MB 460-90721/1-A
Inj Date : 26-OCT-2011 10:20
Operator : BNAGC1   Inst ID: BNAGC4.i
Smp Info : MB 460-90721/1-A
Misc Info :
Comment   :
Method   : /chem/BNAGC4.i/QAM2010/front/10-26-11/26Oct11a.b/QAM2009r.m
Meth Date : 26-Oct-2011 14:14 nimerd Quant Type: ESTD
Cal Date : 27-JUL-2011 12:06   Cal File: gcf62402.d
Als bottle: 5
Dil Factor: 1.00000
Integrator: HP Genie   Compound Sublist: MWTPH.sub
Target Version: 3.50
Processing Host: hpd3

Concentration Formula: Amt * DF * Uf*Vt/(Ws*(100-M)/100) * CpndVariable

Name	Value	Description
DF	1.00000	Dilution Factor
Uf	1.00000	ng unit correction factor
Vt	1.00000	Volume of final extract (ml)
Ws	15.00000	Weight of sample extracted (g)
M	0.00000	% Moisture (not decanted)

Cpnd Variable Local Compound Variable

Compounds	RT	EXP RT	DLT RT	RESPONSE	CONCENTRATIONS ON-COLUMN (ug/ml)	CONCENTRATIONS FINAL (mg/Kg)
$ 1 O-terphenyl (sur)	4.713	4.715	-0.002	758212	13.6421	0.91(M)
$ 2 Chlorobenzene (sur)	0.808	0.806	0.002	453014	11.1821	0.74(M)
3 TPH	Compound Not Detected.					

QC Flag Legend

M - Compound response manually integrated.

Data File: gcf64943.d

Date: 26-OCT-2011 10:20

Client ID: Instrument: BNAGC4.i

Sample Info: MB 460-90721/1-A Operator: BNAGC1

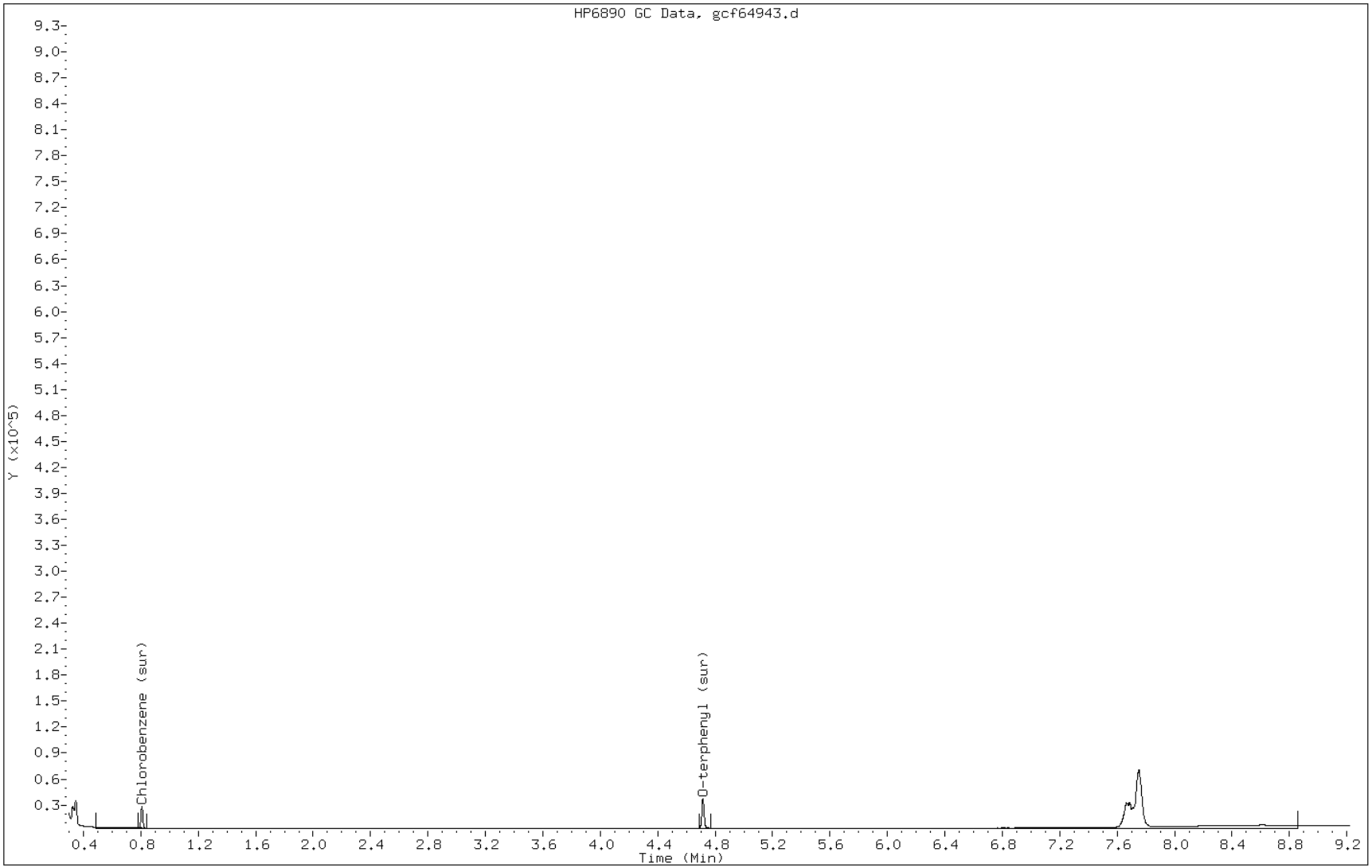

Manual Integration Report

Data File: gcf64943.d
Inj. Date and Time: 26-OCT-2011 10:20
Instrument ID: BNAGC4.i
Client ID:
Compound: 1 O-terphenyl (sur)
CAS #: 84-15-1
Report Date: 10/26/2011

Processing Integration Results

Not Detected

Expected RT: 4.72

Manual Integration Results

RT: 4.71

Response: 758212

Amount: 13.64

Conc: 0.91

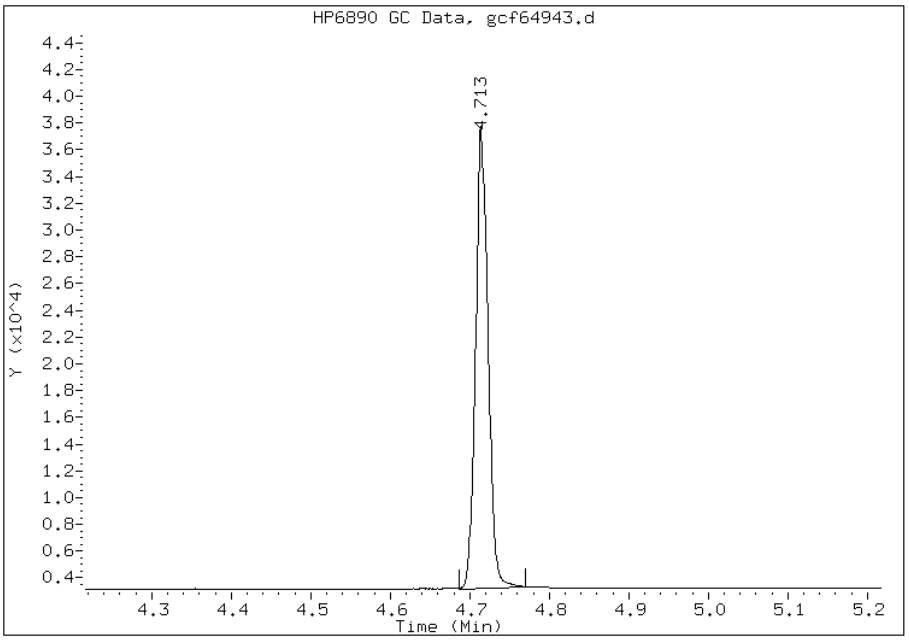

Manually Integrated By: nimerd
Manual Integration Reason: Baseline Event

Manual Integration Report

Data File: gcf64943.d
Inj. Date and Time: 26-OCT-2011 10:20
Instrument ID: BNAGC4.i
Client ID:
Compound: 2 Chlorobenzene (sur)
CAS #: 108-90-7
Report Date: 10/26/2011

Processing Integration Results

Not Detected

Expected RT: 0.81

Manual Integration Results

RT: 0.81

Response: 453014

Amount: 11.18

Conc: 0.75

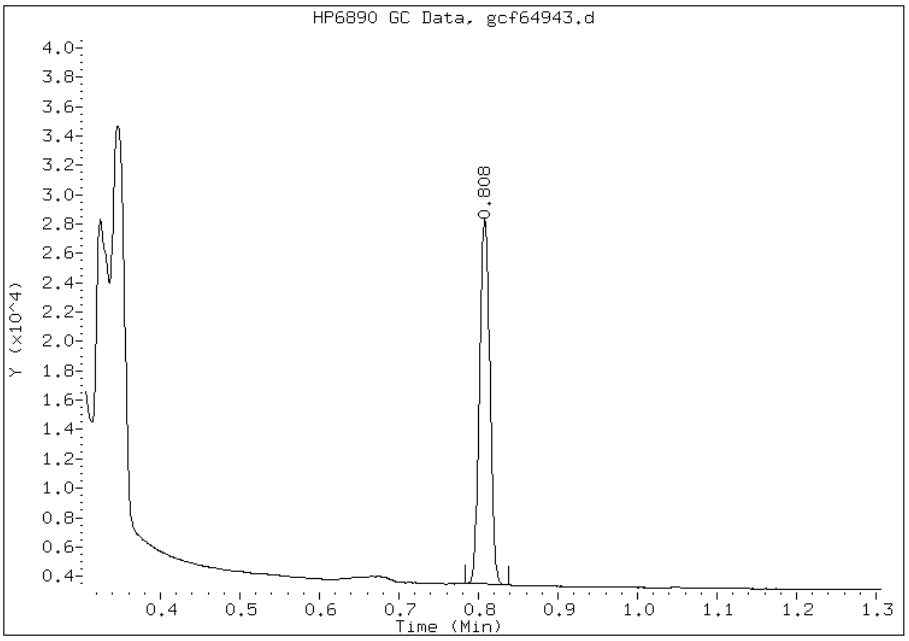

Manually Integrated By: nimerd
Manual Integration Reason: Baseline Event

FORM I
GC SEMI VOA ORGANICS ANALYSIS DATA SHEET

Lab Name: TestAmerica Edison | Job No.: 460-32108-2

SDG No.:

Client Sample ID: | Lab Sample ID: LCS 460-90721/2-A

Matrix: Solid | Lab File ID: gcf64944.d

Analysis Method: NJ-OQA-QAM-025 | Date Collected:

Extraction Method: 3546 | Date Extracted: 10/25/2011 19:17

Sample wt/vol: 15.00(g) | Date Analyzed: 10/26/2011 10:34

Con. Extract Vol.: 1(mL) | Dilution Factor: 1

Injection Volume: 1(uL) | GC Column: Rtx-5MS ID: 0.25(mm)

% Moisture: | GPC Cleanup:(Y/N) N

Analysis Batch No.: 90837 | Units: mg/Kg

CAS NO.	COMPOUND NAME	RESULT	Q	RL	RL
STL00303	Total Petroleum Hydrocarbons (C8-C40)	88.8		5.5	5.5

CAS NO.	SURROGATE	%REC	Q	LIMITS
84-15-1	o-Terphenyl	67		48-112
108-90-7	Chlorobenzene	53		32-106

Data File: gcf64944.d
Report Date: 26-Oct-2011 14:14

TestAmerica

Data file : /chem/BNAGC4.i/QAM2010/front/10-26-11/26Oct11a.b/gcf64944.d
Lab Smp Id: LCS 460-90721/2-A
Inj Date : 26-OCT-2011 10:34
Operator : BNAGC1 Inst ID: BNAGC4.i
Smp Info : LCS 460-90721/2-A
Misc Info :
Comment   :
Method   : /chem/BNAGC4.i/QAM2010/front/10-26-11/26Oct11a.b/QAM2009r.m
Meth Date : 26-Oct-2011 14:14 nimerd Quant Type: ESTD
Cal Date : 27-JUL-2011 12:06 Cal File: gcf62402.d
Als bottle: 6 QC Sample: BS
Dil Factor: 1.00000
Integrator: HP Genie Compound Sublist: MWTPH.sub
Target Version: 3.50
Processing Host: hpd3

Concentration Formula: Amt * DF * Uf*Vt/(Ws*(100-M)/100) * CpndVariable

Name	Value	Description
DF	1.00000	Dilution Factor
Uf	1.00000	ng unit correction factor
Vt	1.00000	Volume of final extract (ml)
Ws	15.00000	Weight of sample extracted (g)
M	0.00000	% Moisture (not decanted)

Cpnd Variable Local Compound Variable

Compounds	RT	EXP RT	DLT RT	RESPONSE	CONCENTRATIONS ON-COLUMN (ug/ml)	CONCENTRATIONS FINAL (mg/Kg)
$ 1 O-terphenyl (sur)	4.678	4.715	-0.037	746850	13.4376	0.90(M)
$ 2 Chlorobenzene (sur)	0.806	0.806	0.000	433425	10.6985	0.71(M)
3 TPH	3.408	1.342	2.066	69000229	1331.71	88.8(M)

QC Flag Legend

M - Compound response manually integrated.

Data File: gcf64944.d

Date: 26-OCT-2011 10:34

Client ID: Instrument: BNAGC4.i

Sample Info: LCS 460-90721/2-A Operator: BNAGC1

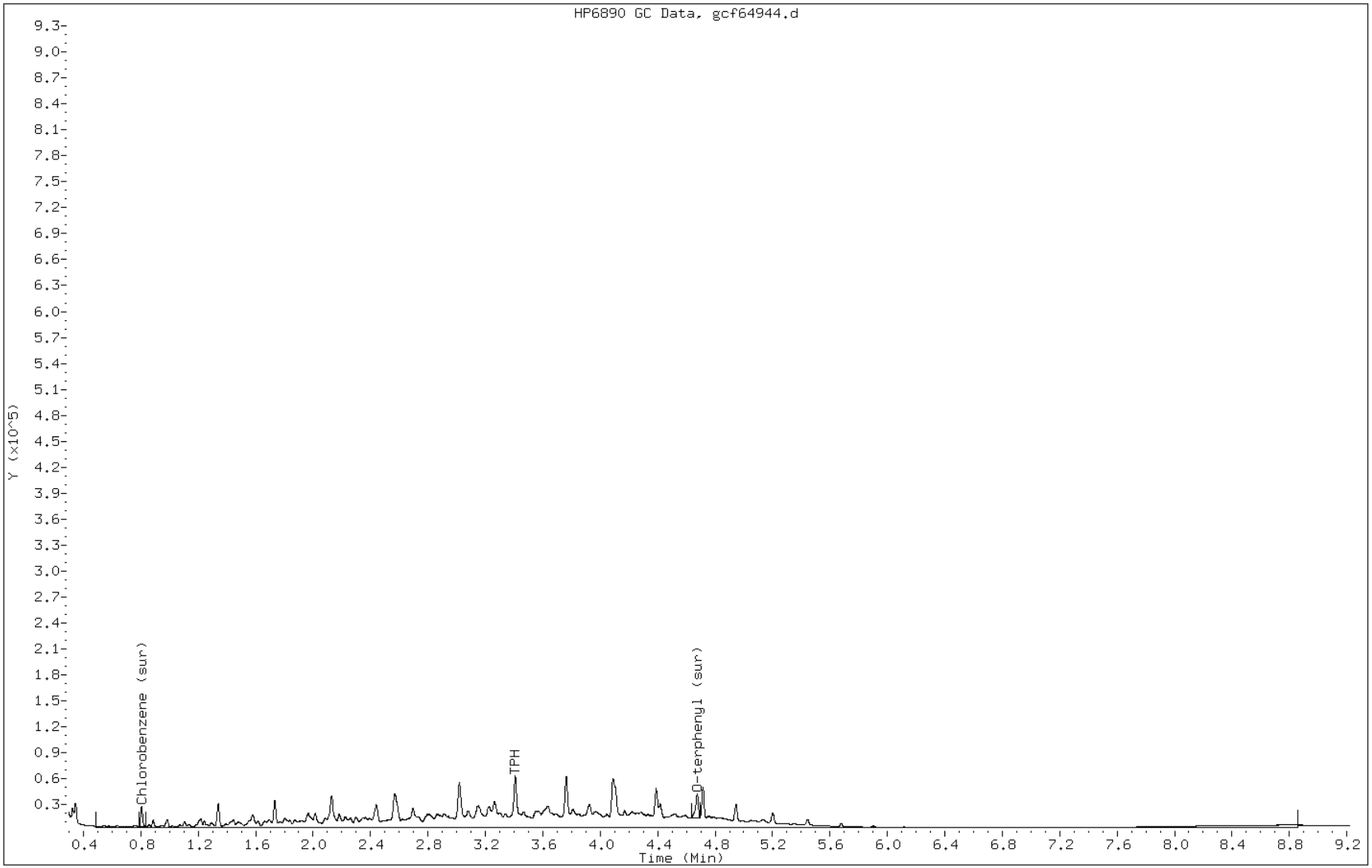

Manual Integration Report

Data File: gcf64944.d
Inj. Date and Time: 26-OCT-2011 10:34
Instrument ID: BNAGC4.i
Client ID:
Compound: 1 O-terphenyl (sur)
CAS #: 84-15-1
Report Date: 10/26/2011

Processing Integration Results

Not Detected

Expected RT: 4.72

Manual Integration Results

RT: 4.68

Response: 746850

Amount: 13.44

Conc: 0.90

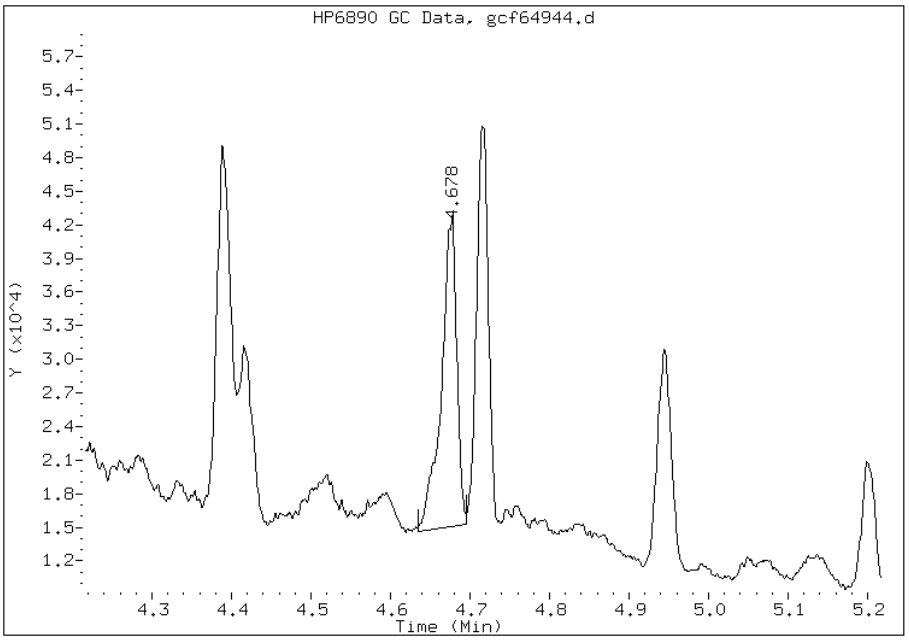

Manually Integrated By: nimerd
Manual Integration Reason: Baseline Event

Manual Integration Report

Data File: gcf64944.d
Inj. Date and Time: 26-OCT-2011 10:34
Instrument ID: BNAGC4.i
Client ID:
Compound: 2 Chlorobenzene (sur)
CAS #: 108-90-7
Report Date: 10/26/2011

Processing Integration Results

Not Detected

Expected RT: 0.81

Manual Integration Results

RT: 0.81

Response: 433425

Amount: 10.70

Conc: 0.71

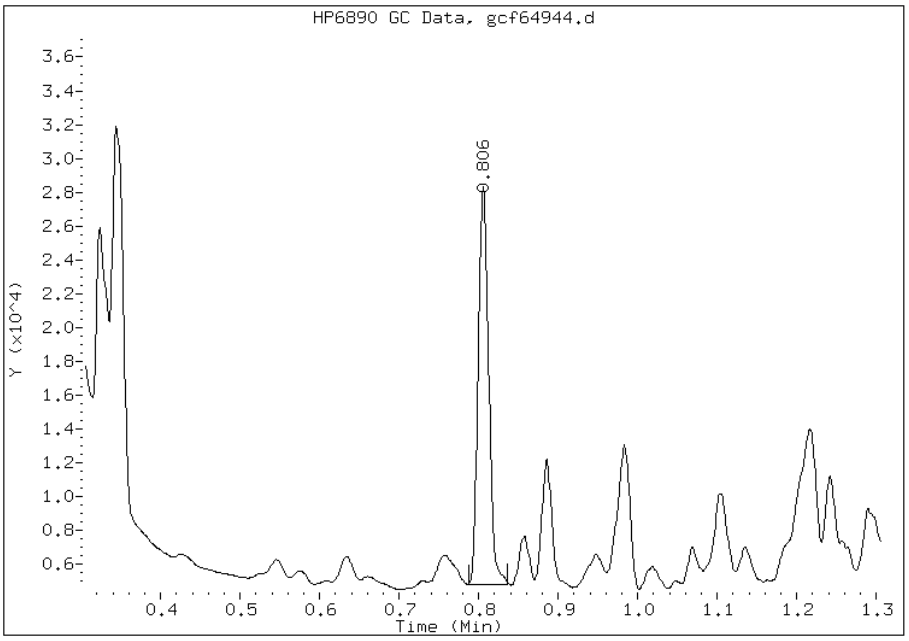

Manually Integrated By: nimerd
Manual Integration Reason: Baseline Event

FORM I
GC SEMI VOA ORGANICS ANALYSIS DATA SHEET

Lab Name: TestAmerica Edison Job No.: 460-32108-2

SDG No.:

Client Sample ID: NH-01-A MS Lab Sample ID: 460-32108-1 MS

Matrix: Solid Lab File ID: gcf64945.d

Analysis Method: NJ-OQA-QAM-025 Date Collected: 10/06/2011 14:00

Extraction Method: 3546 Date Extracted: 10/25/2011 19:17

Sample wt/vol: 15.02(g) Date Analyzed: 10/26/2011 10:49

Con. Extract Vol.: 1(mL) Dilution Factor: 1

Injection Volume: 1(uL) GC Column: Rtx-5MS ID: 0.25(mm)

% Moisture: 8.4 GPC Cleanup:(Y/N) N

Analysis Batch No.: 90837 Units: mg/Kg

CAS NO.	COMPOUND NAME	RESULT	Q	RL	RL
STL00303	Total Petroleum Hydrocarbons (C8-C40)	78.2		6.0	6.0

CAS NO.	SURROGATE	%REC	Q	LIMITS
84-15-1	o-Terphenyl	65		48-112
108-90-7	Chlorobenzene	47		32-106

FORM I
GC SEMI VOA ORGANICS ANALYSIS DATA SHEET

Lab Name: TestAmerica Edison Job No.: 460-32108-2

SDG No.:

Client Sample ID: NH-01-A MSD Lab Sample ID: 460-32108-1 MSD

Matrix: Solid Lab File ID: gcf64946.d

Analysis Method: NJ-OQA-QAM-025 Date Collected: 10/06/2011 14:00

Extraction Method: 3546 Date Extracted: 10/25/2011 19:17

Sample wt/vol: 15.00(g) Date Analyzed: 10/26/2011 11:04

Con. Extract Vol.: 1(mL) Dilution Factor: 1

Injection Volume: 1(uL) GC Column: Rtx-5MS ID: 0.25(mm)

% Moisture: 8.4 GPC Cleanup:(Y/N) N

Analysis Batch No.: 90837 Units: mg/Kg

CAS NO.	COMPOUND NAME	RESULT	Q	RL	RL
STL00303	Total Petroleum Hydrocarbons (C8-C40)	76.6		6.0	6.0

CAS NO.	SURROGATE	%REC	Q	LIMITS
84-15-1	o-Terphenyl	64		48-112
108-90-7	Chlorobenzene	48		32-106

GC SEMI VOA ANALYSIS RUN LOG

Lab Name: TestAmerica Edison Job No.: 460-32108-2

SDG No.:

Instrument ID: BNAGC4 Start Date: 07/27/2011 10:13

Analysis Batch Number: 81260 End Date: 07/27/2011 12:55

LAB SAMPLE ID	CLIENT SAMPLE ID	DATE ANALYZED	DILUTION FACTOR	LAB FILE ID	COLUMN ID
RINSE 460-81260/1		07/27/2011 10:13	1		Rtx-5MS 0.25(mm)
ZZZZZ		07/27/2011 10:29	1		Rtx-5MS 0.25(mm)
ZZZZZ		07/27/2011 10:45	1		Rtx-5MS 0.25(mm)
IC 460-81260/4		07/27/2011 11:01	1	gcf62398.d	Rtx-5MS 0.25(mm)
IC 460-81260/5		07/27/2011 11:18	1	gcf62399.d	Rtx-5MS 0.25(mm)
IC 460-81260/6		07/27/2011 11:34	1	gcf62400.d	Rtx-5MS 0.25(mm)
IC 460-81260/7		07/27/2011 11:50	1	gcf62401.d	Rtx-5MS 0.25(mm)
IC 460-81260/8		07/27/2011 12:06	1	gcf62402.d	Rtx-5MS 0.25(mm)
RINSE 460-81260/9		07/27/2011 12:22	1		Rtx-5MS 0.25(mm)
RINSE 460-81260/10		07/27/2011 12:38	1		Rtx-5MS 0.25(mm)
ZZZZZ		07/27/2011 12:55	1		Rtx-5MS 0.25(mm)

GC SEMI VOA ANALYSIS RUN LOG

Lab Name: TestAmerica Edison Job No.: 460-32108-2

SDG No.:

Instrument ID: BNAGC4 Start Date: 10/26/2011 09:10

Analysis Batch Number: 90837 End Date: 10/26/2011 13:49

LAB SAMPLE ID	CLIENT SAMPLE ID	DATE ANALYZED	DILUTION FACTOR	LAB FILE ID	COLUMN ID
RINSE 460-90837/1		10/26/2011 09:10	1		Rtx-5MS 0.25(mm)
RINSE 460-90837/2		10/26/2011 09:25	1		Rtx-5MS 0.25(mm)
RINSE 460-90837/3		10/26/2011 09:40	1		Rtx-5MS 0.25(mm)
CCV 460-90837/4		10/26/2011 09:55	1	gcf64942.d	Rtx-5MS 0.25(mm)
MB 460-90721/1-A		10/26/2011 10:20	1	gcf64943.d	Rtx-5MS 0.25(mm)
LCS 460-90721/2-A		10/26/2011 10:34	1	gcf64944.d	Rtx-5MS 0.25(mm)
460-32108-1 MS	NH-01-A MS	10/26/2011 10:49	1	gcf64945.d	Rtx-5MS 0.25(mm)
460-32108-1 MSD	NH-01-A MSD	10/26/2011 11:04	1	gcf64946.d	Rtx-5MS 0.25(mm)
460-32108-1	NH-01-A	10/26/2011 11:19	1	gcf64947.d	Rtx-5MS 0.25(mm)
ZZZZZ		10/26/2011 12:07	20		Rtx-5MS 0.25(mm)
ZZZZZ		10/26/2011 12:21	20		Rtx-5MS 0.25(mm)
ZZZZZ		10/26/2011 12:36	20		Rtx-5MS 0.25(mm)
ZZZZZ		10/26/2011 12:50	20		Rtx-5MS 0.25(mm)
ZZZZZ		10/26/2011 13:35	100		Rtx-5MS 0.25(mm)
CCV 460-90837/15		10/26/2011 13:49	1	gcf64953.d	Rtx-5MS 0.25(mm)

GC SEMI VOA BATCH WORKSHEET

Lab Name: TestAmerica Edison Job No.: 460-32108-2

SDG No.:

Batch Number: 90721 Batch Start Date: 10/25/11 19:17 Batch Analyst: Silva, Jose

Batch Method: 3546 Batch End Date:

Lab Sample ID	Client Sample ID	Method Chain	Basis	InitialAmount	FinalAmount	OP_QAMBS 00022	OPQAMMS/SD 00019	OPQAMSU 00019	
MB 460-90721/1		3546, NJ-OQA-QAM-025		14.95 g	1 mL			1 mL	
LCS 460-90721/2		3546, NJ-OQA-QAM-025		15.00 g	1 mL	1 mL		1 mL	
460-32108-A-1 MS	NH-01-A	3546, NJ-OQA-QAM-025	T	15.02 g	1 mL		1 mL	1 mL	
460-32108-A-1 MSD	NH-01-A	3546, NJ-OQA-QAM-025	T	15.00 g	1 mL		1 mL	1 mL	
460-32108-A-1	NH-01-A	3546, NJ-OQA-QAM-025	T	15.01 g	1 mL			1 mL	

Batch Notes	
Balance ID	28
Batch Comment	QAM SOIL
Person's name who did the concentration	JS
Final Concentrator Volume	1 mL
MeCL2 Lot #	K35E22
Microwave Start Time	2100
Microwave Stop Time	2130
Na2SO4 Lot Number	K12590
Person's name who did the prep	JS
Person who witnessed spiking	ME

Basis	Basis Description
T	Total/NA

GENERAL CHEMISTRY

COVER PAGE
GENERAL CHEMISTRY

Lab Name: TestAmerica Edison Job Number: 460-32108-2

SDG No.:

Project: Newburgh, NY

Client Sample ID	Lab Sample ID
NH-01-A	460-32108-1

Comments:

9-IN
DETECTION LIMITS
GENERAL CHEMISTRY

Lab Name: TestAmerica Edison Job Number: 460-32108-2

SDG Number:

Matrix: Solid Instrument ID: NOEQUIP

Method: Moisture RL Date: 02/15/2007 17:07

Analyte	Wavelength/ Mass	RL (%)	
Percent Moisture		1	
Percent Solids		1	

9-IN
CALIBRATION BLANK DETECTION LIMITS
GENERAL CHEMISTRY

Lab Name: TestAmerica Edison Job Number: 460-32108-2

SDG Number:

Matrix: Solid Instrument ID: NOEQUIP

Method: Moisture XRL Date: 01/01/2007 16:49

Analyte	Wavelength/ Mass	XRL (%)	
Percent Moisture		1	
Percent Solids		1	

13-IN
ANALYSIS RUN LOG
GENERAL CHEMISTRY

Lab Name: TestAmerica Edison Job No.: 460-32108-2

SDG No.:

Instrument ID: NOEQUIP Method: Moisture

Start Date: 10/20/2011 13:27 End Date: 10/21/2011 00:10

Lab Sample ID	D / F	Type	Time	Analytes																				
				% Sol	Moist																			
ZZZZZZ			13:27																					
ZZZZZZ			13:27																					
ZZZZZZ			13:27																					
ZZZZZZ			13:43																					
ZZZZZZ			13:43																					
ZZZZZZ			13:43																					
ZZZZZZ			13:43																					
ZZZZZZ			13:43																					
ZZZZZZ			13:43																					
ZZZZZZ			13:43																					
ZZZZZZ			13:43																					
ZZZZZZ			13:43																					
ZZZZZZ			13:43																					
ZZZZZZ			13:43																					
ZZZZZZ			13:43																					
ZZZZZZ			13:43																					
ZZZZZZ			13:43																					
ZZZZZZ			13:43																					
ZZZZZZ			14:05																					
ZZZZZZ			14:10																					
ZZZZZZ			14:10																					
ZZZZZZ			14:10																					
ZZZZZZ			14:10																					
ZZZZZZ			14:10																					
ZZZZZZ			14:22																					
ZZZZZZ			14:22																					
ZZZZZZ			16:22																					
ZZZZZZ			16:30																					
ZZZZZZ			16:30																					
ZZZZZZ			16:30																					
ZZZZZZ			00:04																					
ZZZZZZ			00:04																					
ZZZZZZ			00:04																					
ZZZZZZ			00:04																					
460-32108-1	1	T	00:04	X	X																			
460-32108-1 DU	1	T	00:10	X	X																			

Prep Types

T = Total/NA

GENERAL CHEMISTRY BATCH WORKSHEET

Lab Name: TestAmerica Edison Job No.: 460-32108-2

SDG No.:

Batch Number: 90219 Batch Start Date: 10/20/11 13:27 Batch Analyst: Armbruster, Chris

Batch Method: Moisture Batch End Date:

Lab Sample ID	Client Sample ID	Method Chain	Basis	DISH#	DishWeight	SampleMassWet	SampleMassDry		
460-32108-A-1	NH-01-A	Moisture	T	461	1.01 g	5.64 g	5.25 g		
460-32108-A-1 DU	NH-01-A	Moisture	T	462	1.04 g	5.38 g	5.05 g		

Batch Notes	
Balance ID	104 No Unit
Date samples were placed in the oven	10/20/11
Oven Temp when samples are put in oven	Oven-1 105 Degrees C
Date samples were removed from oven	10/21/11
Oven Temp when samples removed from oven	Oven-1 103, Oven-2 104 Degrees C
Time Samples were removed from oven	10:02, 13:07
Oven ID	1, 2
ID number of the thermometer	1895, 1840
Uncorrected In Temperature	None Celsius
Uncorrected Out Temperature	None Celsius

Basis	Basis Description
T	Total/NA

Shipping and Receiving Documents

TestAmerica

THE LEADER IN ENVIRONMENTAL TESTING

32108-2

777 New Durham Road
Edison, New Jersey 08817
Phone: (732) 549-3900 Fax: (732) 549-3679

CHAIN OF CUSTODY / ANALYSIS REQUEST

Name (for report and invoice)	Samplers Name (Printed) Rosenberger	Site/Project Identification Newburgh NY
Company ENR Contracting	P. O. #	State (Location of site): NJ: ☐ NY: ☒ Other:
		Regulatory Program:
Address PO Box 70	Analysis Turnaround Time: Standard ☐	LAB USE ONLY Project No:
City Winslow NJ State	Rush Chrages Authorized For: 2 Week ☐ 1 Week ☐ Other ☒ 3 days	Job No: 32108
Phone 609-567-0600 Fax 609-567-0322		

ANALYSIS REQUESTED (ENTER 'X' BELOW TO INDICATE REQUEST)

Sample Identification	Date	Time	Matrix	No. of. Cont.	TCLP Lead+	TCLP Mercury	TPH-QAM	C.Elvis							Sample Numbers
NH-01-A	11-6-11	2000	S	1	X	X	X								

Preservation Used: 1 = ICE, 2 = HCl, 3 = H_2SO_4, 4 = HNO_3, 5 = NaOH Soil:
6 = Other _____, 7 = Other _____ Water:

Special Instructions TPH-QAM ADDED 10/20/2011 As PER Bill Rosenberger. Water Metals Filtered (Yes/No)? _____

Relinquished by	Company	Date / Time	Received by	Company
[signature]	ENR	10-6 / 4PM	1) [signature]	TestAmerica
2) [signature]	TestAmer	10/6/11 / 1700	2) [signature]	[signature]
3) [signature]	[signature]	10/6/11 / 1845	3) [signature]	[signature]
4)			4)	

3-Day RUSH

Laboratory Certifications: New Jersey (12028), New York (11452), Pennsylvania (68-522), Connecticut (PH-0200), Rhode Island (132). TAL

Massachusetts (M-NJ312), North Carolina (No. 578)

2.1 $50

Login Sample Receipt Checklist

Client: Enterprise Network Resolutions

Job Number: 460-32108-2

Login Number: 32108

List Source: TestAmerica Edison

List Number: 1

Creator: Smith, Anthony G

Question	Answer	Comment
Radioactivity either was not measured or, if measured, is at or below background	N/A	
The cooler's custody seal, if present, is intact.	N/A	
The cooler or samples do not appear to have been compromised or tampered with.	True	
Samples were received on ice.	True	
Cooler Temperature is acceptable.	True	
Cooler Temperature is recorded.	True	2.1 IR# 50
COC is present.	True	
COC is filled out in ink and legible.	True	
COC is filled out with all pertinent information.	True	
Is the Field Sampler's name present on COC?	True	
There are no discrepancies between the sample IDs on the containers and the COC.	True	
Samples are received within Holding Time.	True	
Sample containers have legible labels.	True	
Containers are not broken or leaking.	True	
Sample collection date/times are provided.	True	
Appropriate sample containers are used.	True	
Sample bottles are completely filled.	True	
Sample Preservation Verified.	True	
There is sufficient vol. for all requested analyses, incl. any requested MS/MSDs	True	
VOA sample vials do not have headspace or bubble is <6mm (1/4") in diameter.	True	
Multiphasic samples are not present.	True	
Samples do not require splitting or compositing.	N/A	
Residual Chlorine Checked.	N/A	