

REMEDIAL ALTERNATIVES REPORT

Former Syracuse Rigging Property

NYSDEC Brownfields Project No. B-00146-7

341 Peat Street
Syracuse, New York

December 2008

Prepared For:

Syracuse Industrial Development Agency
233 East Washington Street
Syracuse, New York 13202

BDA BEARDSLEY DESIGN
ASSOCIATES

Architecture, Engineering & Landscape Architecture, P.C.

BDA Project 02850
431 East Fayette Street
Syracuse, New York 13202
Telephone: (315) 472-6980
Fax: (315) 472-3523

TABLE OF CONTENTS

<u>SECTION</u>	<u>PAGE</u>
1.0 DEVELOPMENT OF GENERAL RESPONSE ACTIONS	1
1.1 Remedial Alternative Assessment Goals	1
1.2 Remedial Action Objectives	2
1.3 Identification of Contaminated Media and Volume	3
1.4 General Response Actions	4
2.0 IDENTIFICATION OF REMEDIAL TECHNOLOGIES	6
2.1 No Action	6
2.2 Institutional Controls	6
2.3 Containment	7
2.4 Removal and Disposal	8
2.5 Immobilization Treatment	9
2.6 Physical/Chemical Treatment	9
2.7 Biological Treatment	10
2.8 Thermal Treatment	11
3.0 SCREENING OF TECHNOLOGIES	11
3.1 General	11
3.2 No Action	12
3.3 Institutional Controls	12
3.4 Containment	12
3.4.1 Engineered Caps	13
3.4.2 Covers	14
3.5 Removal and Disposal	16
3.6 Immobilization Treatment	17
3.6.1 Solidification/Stabilization	17
3.6.2 In-situ Vitrification	18
3.7 Physical/Chemical Treatment	19
3.7.1 Oil/Water Separation	19
3.7.2 Soil Washing	20
3.7.3 In-situ Soil Flushing	21
3.7.4 Low Temperature Thermal Stripping	22
3.8 Biological Treatment	23
3.8.1 Land Farming	23
3.8.2 Slurry Phase Bioremediation	24
3.8.3 Composting	26
3.8.4 In-situ Bioremediation	27
3.9 Thermal Treatment	28
3.9.1 Rotary Kiln Incineration	29
3.9.2 Fluidized Bed Incineration	30
3.9.3 Infrared Incineration	31
4.0 DEVELOPMENT OF REMEDIAL ALTERNATIVES	32
4.1 General	32
4.2 Areas and Volumes Under Alternative Consideration	33
4.3 Description of Remedial Alternatives	34

BEARDSLEY DESIGN ASSOCIATES

Architecture, Engineering & Landscape Architecture, P.C.

S:\Projects\BDA\02850\REPORTS\@RA Report\@Final\RPT_RAR_Crossroads_Final.docRAR_Section_1_2_REV_020617

TABLE OF CONTENTS

4.3.1	Alternative #1: No-Action.....	34
4.3.2	Alternative #2: Limited Actions.....	34
4.3.3	Alternative #3.....	35
4.3.4	Alternative #4A.....	36
4.3.5	Alternative #4B.....	38
4.3.6	Alternative #4C.....	38
4.3.7	Alternative #5.....	38
5.0	DETAILED ANALYSIS OF ALTERNATIVES	41
5.1	Introduction	41
5.1.1	Compliance with Applicable New York State Standards, Criteria and Guidelines (SCGs).....	42
5.1.2	Short-Term Impacts and Effectiveness (Relative Weight: 10).....	42
5.1.3	Long-Term Effectiveness and Performance (Relative Weight: 15).....	43
5.1.4	Reduction of Toxicity, Mobility and Volume (Relative Weight: 15).....	43
5.1.5	Implementability (Relative Weight: 15).....	44
5.1.6	Cost (Relative Weight: 15).....	44
5.1.7	Overall Protection of Human Health and the Environment (Relative Weight: 20).....	46
5.1.8	Presentation of Individual Analysis.....	47
5.1.9	Comparative Analysis of Alternatives.....	47
5.1.10	Presentation of Comparative Analysis.....	47
5.1.11	Community Assessment.....	48
5.2	Detailed Analysis of Alternative #1: No-Action	48
5.2.1	General.....	48
5.2.2	Compliance with Applicable or Relevant and Appropriate New York State Standards, Criteria and Guidelines.....	48
5.2.3	Short Term Effectiveness.....	48
5.2.4	Long-Term Effectiveness and Permanence.....	48
5.2.5	Reduction of Mobility, Toxicity or Volume.....	49
5.2.6	Implementability.....	50
5.2.7	Protection of Human Health and the Environment.....	50
5.2.8	Cost.....	50
5.3	Detailed Analysis of Alternative #2: Limited Actions	50
5.3.1	General.....	50
5.3.2	Compliance with Applicable or Relevant and Appropriate New York State Standards, Criteria and Guidelines.....	51
5.3.3	Short Term Effectiveness.....	51
5.3.4	Long-Term Effectiveness and Permanence.....	51
5.3.5	Reduction of Mobility, Toxicity or Volume.....	53
5.3.6	Implementability.....	53
5.3.7	Protection of Human Health and the Environment.....	53
5.3.8	Cost.....	54
5.4	Detailed Analysis of Alternative #3.....	56
5.4.1	General.....	56
5.4.2	Compliance with Applicable or Relevant and Appropriate New York State Standards, Criteria and Guidelines.....	56
5.4.3	Short-Term Effectiveness.....	56
5.4.4	Long-Term Effectiveness and Permanence.....	57

BEARDSLEY DESIGN ASSOCIATES

Architecture, Engineering & Landscape Architecture, P.C.

S:\Projects\BDA\02850\REPORTS\@RA Report\@Final\RPT_RAR_Crossroads_Final.docRAR_Section_1_2_REV_020617

TABLE OF CONTENTS

5.4.5	Reduction of Mobility, Toxicity or Volume.....	58
5.4.6	Implementability	58
5.4.7	Protection of Human Health and the Environment.....	59
5.4.8	Cost.....	59
5.5	Detailed Analysis of Alternative #4A	61
5.5.1	General.....	61
5.5.2	Compliance with Applicable or Relevant and Appropriate New York State Standards, Criteria and Guidelines	61
5.5.3	Short-Term Effectiveness	61
5.5.4	Long-Term Effectiveness and Permanence	63
5.5.5	Reduction of Mobility, Toxicity or Volume.....	64
5.5.6	Implementability	64
5.5.7	Protection of Human Health and the Environment.....	65
5.5.8	Cost.....	66
5.6	Detailed Analysis of Alternative #4B	68
5.6.1	General.....	68
5.6.2	Compliance with Applicable or Relevant and Appropriate New York State Standards, Criteria and Guidelines	68
5.6.3	Short-Term Effectiveness	68
5.6.4	Long-Term Effectiveness and Permanence	69
5.6.5	Reduction of Mobility, Toxicity or Volume.....	69
5.6.6	Implementability	69
5.6.7	Protection of Human Health and the Environment.....	69
5.6.8	Cost.....	69
5.7	Detailed Analysis of Alternative #4C	71
5.7.1	General.....	71
5.7.2	Compliance with Applicable or Relevant and Appropriate New York State Standards, Criteria and Guidelines	71
5.7.3	Short-Term Effectiveness	71
5.7.4	Long-Term Effectiveness and Permanence	72
5.7.5	Reduction of Mobility, Toxicity or Volume.....	72
5.7.6	Implementability	72
5.7.7	Protection of Human Health and the Environment.....	72
5.7.8	Cost.....	72
5.8	Detailed Analysis of Alternative #5	74
5.8.1	General.....	74
5.8.2	Compliance with Applicable or Relevant and Appropriate New York State Standards, Criteria and Guidelines	74
5.8.3	Short-Term Effectiveness	74
5.8.4	Long-Term Effectiveness and Permanence	76
5.8.5	Reduction of Mobility, Toxicity or Volume.....	77
5.8.6	Implementability	77
5.8.7	Protection of Human Health and the Environment.....	78
5.8.8	Cost.....	78
6.0	COMPARATIVE ANALYSIS OF ALTERNATIVES	80
6.1	Introduction	80
6.2	Comparative Analysis	80
6.2.1	Compliance with Standards, Criteria, and Guidance (SCG).....	80

BEARDSLEY DESIGN ASSOCIATES

Architecture, Engineering & Landscape Architecture, P.C.

S:\Projects\BDA\02850\REPORTS\@RA Report\@Final\RPT_RAR_Crossroads_Final.docRAR_Section_1.2_REV_020617

TABLE OF CONTENTS

6.2.2	Short-Term Effectiveness	81
6.2.3	Long-Term Effectiveness and Permanence	82
6.2.4	Reduction of Mobility, Toxicity and Volume	83
6.2.5	Implementability	84
6.2.6	Overall Protection of Human Health and the Environment.....	85
6.2.7	Cost.....	86
6.2.8	Community Acceptance.....	86
6.2.9	Remedial Alternative Assessment Conclusions	86
6.2.10	Property Deed Restrictions	87

TABLES

Table 1-1	Potential SCGs: Alternative #1 - No Action
Table 1-2	Potential SCGs: Alternative #2 - Limited Action
Table 1-3	Potential SCGs: Alternative #3
Table 1-4	Potential SCGs: Alternatives #4A, #4B, #4C, and #5
Table 2	Comparative (Quantitative) Analysis of Alternatives

FIGURES

Figure 1	Alternative #1 - No Action
Figure 2	Alternative #2 - Limited Action
Figure 3	Alternative #3
Figure 4A	Alternative #4A
Figure 4B	Alternative #4B
Figure 4C	Alternative #4C
Figure 5	Alternative #5

BEARDSLEY DESIGN ASSOCIATES

Architecture, Engineering & Landscape Architecture, P.C.

S:\Projects\BDA\02850\REPORTS\@RA Report\Final\RPT_RAR_Crossroads_Final.docRAR_Section_1_2_REV_020617

1.0 DEVELOPMENT OF GENERAL RESPONSE ACTIONS

1.1 Remedial Alternative Assessment Goals

The goal of the Remedial Alternative assessment is to identify and screen remedial technologies such that a range of remedial alternatives that protect human health and the environment are developed. A range of remedial alternatives is developed to attain site or project-specific remedial response objectives. The range of remedial response objectives developed reflects the goals of the NYSDEC to address the principal environmental threats through treatment, and consider engineering controls to address low level contaminated material and wastes for which treatment is not practical. Institutional controls are considered primarily as supplements to engineering controls.

A range of alternatives is developed to attain the remedial response objectives. The range of alternatives developed reflects the goals and methodology listed within the NYSDEC Technical and Administrative Guidance Memorandum (TAGM) Number 4030 "Selection of Remedial Actions at Inactive Hazardous Waste Sites" (NYSDEC, May 1990). The first step in developing remedial alternatives is to identify areas or volumes of media to which general response actions might be applied. These areas or volumes are identified considering acceptable exposure levels, potential exposure routes, the nature and extent of contamination, and other site conditions.

The second step is to establish remedial action objectives. The remedial action objectives specify the contaminants and media of concern, potential exposure pathways, and remediation goals. The remedial action objectives are a general description of what the remedial action is intended to accomplish. Remediation goals are a subset of the remedial action objectives and consist of acceptable contaminant levels or a range of levels for each exposure route.

The goals specify both a contaminant level and an exposure route, rather than contaminant levels alone, because protectiveness may be achieved by reducing exposure (such as capping an area or limiting access), as well as by reducing contaminant levels. After the remedial action objectives have been established, general response actions for each medium of interest are developed.

General response actions include: treatment, containment, excavation, or other actions that may be taken to satisfy the remedial action objectives for the site. The first step in identifying technologies is to identify technology types and technology process options associated with each general response action. Technology types refer to general categories of technologies, while technology process options refer to specific processes within each specific technology type. Technology types such as containment, off-site disposal, in-situ treatment, and ex-situ treatment are discussed. Process options available for each of the technologies are then described.

After the technologies and associated process options are identified, those remedial technologies and process options that cannot be implemented technically, or are deemed not viable or impractical, are screened out. At this stage of the evaluation, specific process options or entire technology types are eliminated from further consideration. Technologies and process options are evaluated and screened using the criteria of Implementability and Effectiveness. The implementability screening considers the technical feasibility of implementing the technology and is used to eliminate technologies or process options that are clearly ineffective or unworkable considering the site-specific conditions and the remedial response objectives. The effectiveness screening considers the effectiveness of the specific technology or process option and is used to

BEARDSLEY DESIGN ASSOCIATES

Architecture, Engineering & Landscape Architecture, P.C.

S:\Projects\BDA\02850\REPORTS\@RA Report\@Final\RPT_RAR_Crossroads_Final.docRAR_Section_1_2_REV_020617

eliminate technologies that are not effective in handling the site specific contaminants or areas and volumes of waste considering the remediation goals, the potential impacts to human health and the environment while implementing the technologies, and the reliability of the process with respect to the contaminants and conditions at the site.

Remedial alternatives are then developed by combining the various technologies that passed the technology screening into alternatives to achieve the remedial response objectives. Only a limited number of remedial alternatives which represent the most viable remedial actions and have a significant potential of being implemented will be developed. A no action alternative is typically developed to use as a basis for comparison with other alternatives. These remedial alternatives then undergo a detailed analysis which consists of an assessment of each individual alternative against seven evaluation criteria:

1. Overall protection of human health and the environment
2. Compliance with Standards, Criteria and Guidance (SCGs)
3. Short-term impacts and effectiveness
4. Long-term effectiveness and performance
5. Reduction of toxicity, mobility, or volume
6. Implementability
7. Cost
8. After detailed analysis, a comparative analysis is conducted that focuses on the criteria relative to each alternative.

Each of the seven evaluation criteria is further divided into specific factors and a relative weight is assigned to each factor to allow a thorough analysis of the alternatives.

1.2 Remedial Action Objectives

In order to develop the remedial action objectives for the site, the following factors were considered to address environmental and human health concerns:

Media of Concern

- Subsurface urban fill and soil material
- Surficial concrete slabs, asphalt, and soils
- Groundwater

Primary Contaminants of Concern

- Petroleum compounds (VOCs/SVOCs) identified on the northwestern portion of the site
- Diesel-impacted soil/fill materials identified on the southwestern portion of the property
- Limited amounts of LNAPL observed within groundwater well MW-5-03

Secondary Contaminants of Concern

- Polynuclear aromatic hydrocarbon (PAH) compounds identified in soils and fill materials throughout the subject property
- Metals contaminants identified in surficial soils, subsurface soils, and groundwater at the subject property

BEARDSLEY DESIGN ASSOCIATES

Architecture, Engineering & Landscape Architecture, P.C.

S:\Projects\BDA\02850\REPORTS\@RA Report\@Final\RPT_RAR_Crossroads_Final.docRAR_Section_1.2_REV_020617

Exposure routes and receptors

Direct dermal contact with soils or contaminated surface water
Inhalation of windblown dust or vapors
Ingestion of soils, groundwater, or contaminated surface water

Acceptable contaminant level or range of levels for each exposure route

The following remedial action objectives have been established:

- Total or specific contaminant concentrations, as specified in TAGM 4046 and TOGS 1.1.1
- Remove the source of groundwater contamination (LNAPL product in MW-5 and grossly-contaminated soils)
- Prevent ingestion/direct contact with contaminated soil
- Prevent inhalation of or exposure from contaminants volatilizing from contaminants in soil
- Prevent contaminants from migrating off-site via groundwater flow or stormwater runoff
- Prevent impacts to biota from ingestion/direct contact with contaminated soil and storm water runoff

1.3 Identification of Contaminated Media and Volume

The following types and estimated volume of contaminated media were identified as part of the project specific Site Investigation effort. Referring to the figures and tables in the Site Investigation report provided under separate cover (especially Figures 9 through 12 and Tables 1, 2, and 11) will assist the reader. For the purposes of this report, surficial soils are defined as the top two feet of material at the site.

Petroleum "Hot Spot" Soils – Northwestern portion of site:

This area includes test pit TP-8 and trenches T-C, T-D, T-E, and T-F, and borders test pit TP-6.

Sheens, product, odors, stains, and elevated headspace concentrations were observed at various points along trench T-C. These points appeared to be situated in or near gray gravel, gray marl, black-stained gravel, black fill, and black peat. The sample of black fill that was collected and analyzed exhibited elevated concentrations of VOCs and SVOCs. Each of these layers (at depths up to four feet) are considered to be grossly contaminated.

Trench T-D contained a layer of gray gravel located from zero to two feet below grade that exhibited odors, sheens, and elevated concentrations of VOCs and SVOCs. The gray peat layer that extended to approximately three feet below grade is also considered to be grossly-contaminated.

Sheens, odors, and elevated headspace concentrations were observed at various points along trench T-E. These points appeared to be situated in or near a gravel layer that typically extended up to four feet below grade. Laboratory analysis of samples collected in these layers exhibited elevated concentrations of VOCs and SVOCs.

Trench T-F contained a layer of gray gravel that exhibited odors and a sheen. Samples of the adjacent layers of white marl and gray fill exhibited elevated levels of VOCs and SVOCs, and are

BEARDSLEY DESIGN ASSOCIATES

Architecture, Engineering & Landscape Architecture, P.C.

S:\Projects\BDA\02850\REPORTS\@RA Report\@Final\RPT_RAR_Crossroads_Final.docRAR_Section_1_2_REV_020617

assumed to be grossly-contaminated.

- Surface Soil Volume (51,125 SF at 0 to 2 feet bgs) = 3788 CY
- Subsurface Soil Volume (38,426 SF at 2 to 4 feet bgs) = 2848 CY
- SUBTOTAL: 6,636 CY

Diesel Stained Soils – Southwestern portion of site

The test pits and trenches in this area exhibited petroleum odors, stains, and elevated headspace concentrations. Laboratory data from the test pits and trenches exhibited elevated concentrations of SVOCs and elevated detection limits. Free product was observed in monitoring well MW-5. This area includes trenches T-H and T-I, and test pits TP -2, TPO-1, TPO-2, TPO-6, TPO-7, and TPO-8; and borders test pits TP-1 (offsite) and TP-3. Although test pits TPO-3, TPO-4, and TPO-5 exhibited similar conditions, they are located off-site and therefore are not included in the scope of the remediation. The top of the contaminated layer varies between four to six feet below grade, and extends to approximately 10 feet below grade.

- Surface Soil Volume (57,525 SF at 0 to 2 feet bgs) = 4,261 CY
- Subsurface Soil Volume - PAH (57,525 SF at 2 to 6.5 feet bgs) = 9,587 CY
- Subsurface Soil Volume - Diesel (47,597 SF at 6.5 to 10 feet bgs) = 6,170 CY
- SUBTOTAL: 20,018 CY

PAH/Metals Impacted Soils – Sitewide (excluding Petroleum “Hot Spot” and Diesel Stained Soils)

These impacted soils varied from zero to six feet below grade over the entire site. The approximate depths to non-impacted native soils are presented in Figure 3.

- Surface Soil Volume (193,548 SF at 0 to 2 feet bgs) = 14,337 CY
- Subsurface Soil Volume - (180,930 SF at 2 to 4 feet bgs) = 13,402 CY
- Subsurface Soil Volume - (54,660 SF at 4 to 6 feet bgs) = 4,048 CY
- SUBTOTAL: 31,767 CY

Bermed Soils – Extend along northwestern property border and bisect site

These soils consist of soils that had been previously excavated at the site.

- Soil Volume = 1,850 CY

TOTAL VOLUME OF CONTAMINATED SOIL = 60,291 CY

Groundwater

Groundwater impacts are limited to site-wide metals contamination and a layer of LNAPL within groundwater monitoring well MW-5-03 (currently 0.1 feet thick) that is currently being addressed as an interim remedial measure.

1.4 General Response Actions

General Response Actions were developed to satisfy the remedial action objectives, specifically for each contaminated medium of concern as listed in Section 1.3 (above). For each of these media, the general response actions that were developed include: no action, institutional actions, access restrictions, monitoring, containment, disposal, and treatment of the contaminated materials. The following sections describe the general response actions for this site. Each option is defined and is not contaminant-specific.

No Action

The "No Action" response includes continued maintenance of the site without implementing specific source control, management of migration, or monitoring measures. This response action is included because it provides a baseline with which to compare active alternatives.

Institutional Controls

Institutional controls are often necessary to supplement remedial actions where waste and/or contamination is left in place. It may also be necessary in circumstances where the balancing of trade offs among alternatives during the selection of a remedy process indicates no other practical way to actively remediate a site. Examples of institutional controls that limit the activity at or near the site include land and resource use restrictions, deed restrictions or notices, well drilling prohibitions, or building permit restrictions. Examples of institutional controls that physically limit the access to a site are perimeter fencing with appropriate signage or a 24-hour guard. Where institutional controls are used as the sole remedy, special precautions must be made to ensure that the controls are reliable and will remain in place after initiation of operation and maintenance. Other activities that may be considered institutional controls include groundwater monitoring or periodic site inspections.

Containment

Isolation/containment processes involve isolating the contaminated solids from the surrounding environment. Containment can be accomplished by installing a surface barrier (such as an engineered cap or other cover system) and/or a subsurface barrier containment system (such as a liner). Isolation/containment devices do not destroy contaminants, but function to prevent their migration to groundwater, the atmosphere, or the surface environment. Containment also reduces the likelihood of exposure to contaminants.

Removal and Disposal

The removal and disposal process includes excavation of contaminated soil/solids or recovery (pumping) of contaminated liquids from its current location for subsequent disposal on-site or at an appropriate off-site facility for disposal. The contaminated material may be treated prior to disposal, or it may be disposed of (with restrictions) without being treated. Typically, standard earth moving equipment is used to excavate contaminated soil/solids. Liquid contaminant recovery is completed using pumps at recovery well or sump installations.

Immobilization Treatment

The immobilization of contaminants involves processes that reduce the leachate production potential by binding contaminant(s) through a physical (solidification) and/or a chemical (stabilization) process. Immobilization technologies typically involve combining specific contaminated media with various reagents or absorbents to produce a substance, usually a hardened mass or soil-like material that effectively contains the contaminants.

Physical/Chemical Treatment

Physical/chemical treatment technologies entail a combination of physical and chemical treatment processes. Physical treatment refers to processes that, through concentration or phase change, alter the hazardous constituents of waste to a more convenient form for

further processing or disposal. Typically, physical treatment methods are used to reduce the volume of hazardous materials and produce a concentrated residue that is further treated. Chemical treatment refers to processes in which the hazardous constituents are altered by chemical reactions. The goal of chemical treatment is to either destroy the hazardous constituents in the waste or to convert the contaminants to a more convenient form for further treatment or disposal.

Biological Treatment

Biological treatment includes the use of microorganisms, such as bacteria or fungi, to mediate or enhance the degradation of hazardous materials. These technologies utilize the natural abilities of bacteria and fungi to degrade hazardous contaminants, generally organic materials. Each bioremediation process is distinctly different, requiring an evaluation of different process options to determine their implementability. Biodegradation of contaminated material may result in the detoxification or destruction of the hazardous constituents, which would reduce the potential of adverse health and ecological effects.

Thermal Treatment

Thermal treatment refers to processes that use high temperature as the principal mechanism for hazardous waste destruction or detoxification. Thermal treatment includes the controlled high-temperature oxidation of primarily organic compounds in which carbon dioxide and water are produced. Thermal treatment processes, such as incineration, are highly complex and require sophisticated systems to perform the respective process.

2.0 IDENTIFICATION OF REMEDIAL TECHNOLOGIES

2.1 No Action

Under the "No Action" response, the present conditions at the site would be continued without implementing specific source control, management of migration, or monitoring measures.

2.2 Institutional Controls

Institutional controls are often necessary to supplement remedial actions where waste is left in place. It may also be necessary in circumstances where the balancing of trade offs among alternatives during the selection of the remedy process reveals limited means of actively remediating a site. Examples of institutional controls that limit the activity at or near the site are land and resource use restrictions, deed restrictions or notices, well drilling prohibitions, or building permit restrictions. Where institutional controls are used as the sole remedy, special precautions must be made to ensure that the controls are reliable and will remain in place after initiation of operation and maintenance. An important aspect of this technology is the identification of the particular authority to implement and enforce institutional controls. Other activities that may be considered institutional controls include, groundwater monitoring, periodic inspections and access restrictions. Access restrictions would limit access to the site by unauthorized personnel, or warn persons approaching the site of potential hazards at the site. Access restrictions may consist of constructing a fence around the perimeter of the site to limit access or by posting of warning signs. In some cases, a permanent guard may be the appropriate access restriction. It would be the responsibility of the Site Owner to ensure that the controls are

BEARDSLEY DESIGN ASSOCIATES

Architecture, Engineering & Landscape Architecture, P.C.

enforced and maintained.

2.3 Containment

The remedial technology types included for purposes of the containment technology, include: 1) engineered caps; 2) composite impermeable layer caps; 3) single impermeable layer caps; and 4) covers. Capping and covering are containment technologies typically used to seal or cover waste materials, thus preventing their contact with the land surface and groundwater. Capping or covering is utilized when contaminated materials are to be left in place at the site. In general, capping or covering is performed when the volume or nature of the waste at a site precludes excavation and removal of wastes because of potential hazards and/or unrealistic costs. Capping may be performed with groundwater extraction and remediation to prevent, or significantly reduce further plume development. Groundwater monitoring wells are often used in conjunction with caps to detect unexpected migration of the capped wastes. Surface water control technologies such as ditches, dikes, and berms may also be integrated with caps to divert rainwater/runoff discharge from the cap. Grading and re-vegetation should also be incorporated into cap systems to reduce the potential for precipitation and runoff infiltration and ponding. In general, caps and covers are designed to meet the following performance standards:

- Minimize liquid migration through the wastes
- Low maintenance requirements
- Efficient site drainage
- High resistance to damage by settling or subsidence
- Reduction or elimination of vertical infiltration

The majority of cap system designs include engineered caps that are designed to conform to the previously mentioned design criteria. The design of a cap system is influenced by specific factors such as:

- Availability of cover materials
- Costs of cover materials
- Desired functions of cover materials
- The nature of the wastes being covered
- Local climate and hydrogeology
- Projected future site usage

Engineered caps include single and composite impermeable layer caps. The primary performance requirement of an engineered cap is to prevent the infiltration of precipitation and runoff water to the waste, thus preventing the generation of contaminant leachate. In order to meet the performance requirements, engineered caps are typically designed with vegetative, drainage, low permeability, and foundation layers. The low permeability layer(s) are the most important components within the composite cap design. The vegetative drainage and foundation (buffer) layers are designed to maintain the integrity of the low permeability layer. The primary difference between composite and single impermeable layer caps is the number and type of low permeability components utilized. Composite impermeable layer caps typically include a combination, or more than one type, of impermeable layers incorporating low permeability soils, synthetic liners or both. Single impermeable layer caps incorporate either low permeability soils (i.e., clay) or a synthetic liner as the impermeable layer.

BEARDSLEY DESIGN ASSOCIATES

Architecture, Engineering & Landscape Architecture, P.C.

S:\Projects\BDA\02850\REPORTS\@RA Report\@Final\RPT_RAR_Crossroads_Final.docRAR_Section_1_2_REV_020617

The primary performance requirement of a cover is to prevent physical contact with the waste being covered. Covers may be an acceptable remedy when response objectives include the mitigation of exposure to contaminants via direct contact, inhalation, or ingestion. Covers may be applicable when a site is being temporarily covered; in an area where evapotranspiration far exceeds rainfall; there is little or no groundwater in contact with the contaminants; or when there is certainty that the integrity of a cover will be continually maintained.

2.4 Removal and Disposal

The disposal process includes excavation, recovery, or removal of the contaminated media from its current location and transporting it to an appropriate off-site facility for disposal. The contaminated material may be treated prior to disposal, or it may be disposed of (with restrictions) without being treated. Typically, standard earth moving equipment is used to excavate the contaminated material.

Liquid contaminant recovery is completed using pumps at recovery well or sump installations. Liquid contaminant recovery and separation is utilized to remove and separate light or dense non-aqueous phase liquid (LNAPL or DNAPL) contaminants from a subsurface location, typically at the water table or just above an impermeable geologic stratum.

The off-site disposal facilities considered for contaminated solids/soil include a Solid Waste Disposal Facility, a RCRA Hazardous Waste Facility, or a TSCA Chemical Landfill. Any facility selected must be in full compliance with their respective operating permits. The Solid Waste Disposal Facility would be a 6 NYCRR Part 360 Landfill. As such, it will be a secure landfill permitted to accept solid waste. Acceptance of waste from the site at such a facility would depend on the nature of the waste removed from the site. Other options for disposal locations are a RCRA or TSCA secure landfill. These two types of landfills are operated in accordance with stricter regulations than a 6 NYCRR Part 360 solid waste landfill. Off-site disposal consists of the following general activities:

- Excavation of contaminated solids/soil or recovery of contaminated liquids
- Separation of the liquid contaminant from excess waters
- Placement of contaminated soils or liquid into containers or trucks
- Transportation of the contaminated media to a designated disposal location

Excavation

Excavation would be conducted using standard construction equipment such as backhoes and front-end loaders. Stockpiling of soils would be limited as much as practical so as to minimize waste handling. If large open containers such as trailer bodies or roll off containers are used, soils could be loaded directly to avoid the need to stockpile.

Liquid Recovery

Liquid product contaminant recovery is typically completed at recovery well or sump locations using pumps or skimmers (floating product). The contaminated liquid, which may be mixed with surface or groundwater, is pumped from the recovery well or sump location into a separation tank or oil/water separator in order to isolate the liquid contaminant of concern and reduce the volume of contaminated media that requires treatment. After separation, the liquid contaminant

product/residual is conveyed to a temporary storage tank while the separated water fraction is further treated on-site or is discharged to a public sewer system for subsequent municipal treatment at a wastewater treatment facility.

Transportation

Transportation of contaminated soils will be conducted by tractor-trailer, dump truck, or tanker truck to the designated disposal location. Waste haulers will be licensed and in compliance with State and Federal regulations applicable to waste transportation.

2.5 Immobilization Treatment

Immobilization methods are designed to render contaminants insoluble, to prevent leaching of the contaminants from the soil matrix, and to prevent the movement of the contaminants from the area of contamination.

Immobilization technologies incorporate the binding of contaminants in the soil through a physical and/or chemical process that will stabilize and solidify the contaminants in a matrix, thus reducing their mobility. Types of immobilization technologies include:

- Solidification/Stabilization
- In-situ Vitrification

Solidification and stabilization processes convert liquids or semi-solids into solid forms by immobilizing contaminants in the soil. In the solidification and stabilization treatment process, contaminated material is stabilized, fixated, solidified, or encapsulated into a solid material by adding a resin or other chemical (such as cements or pozzolans) to the contaminated media. This process is designed to reduce leachate generation. Solidification is a treatment process that results primarily, but not exclusively, in the production of a solid block of waste material that has a high structural integrity, often referred to as a monolith. Stabilization usually involves adding materials that ensure that the hazardous constituents are maintained in their least mobile or toxic form. The final treatment goal of most solidification and stabilization processes is to reduce the solubility of contaminants so that the material produced can be returned to its original location or disposed of at an approved landfill off-site.

In-situ vitrification is a process in which contaminated soil is treated in place and is converted into a stable, glass-like material. In this process, electrical current is used to melt the area of contamination at high temperatures, binding the contaminants in the resulting vitrified matrix. The in-situ vitrification process eliminates the void space in the treated soil, reducing the soil volume by 20 to 40 percent for typical soils. This will result in subsidence of the treated area, which will require backfilling with clean fill to level the area. The product that remains after treatment is a high integrity glass-like monolith.

2.6 Physical/Chemical Treatment

Physical treatment processes may be described as processes that separate the waste stream by either applying physical force or changing the physical form of the waste. Chemical treatment processes alter the chemical structure of the contaminants to produce a waste residue that is less hazardous than the original contaminated material. Physical treatment processes produce residuals that must be disposed of in an environmentally safe/acceptable manner. Material such

BEARDSLEY DESIGN ASSOCIATES

Architecture, Engineering & Landscape Architecture, P.C.

S:\Projects\BDA\02850\REPORTS\@RA Report\@Final\RPT_RAR_Crossroads_Final.docRAR_Section_1_2_REV_020617

as treatment sludges may require additional treatment (including dewatering and immobilization) either on-site or off-site, prior to disposal. Requirements for further treatment of concentrated liquids, solids, and sludges depend upon the type and level of contamination present in the material. Processes which utilize physical and chemical treatment include: Liquid Contaminant Recovery and Separation, Soil Washing, In-situ Soil Flushing, Dechlorination, and Low Temperature Thermal Stripping. Although dechlorination is a type of chemical remediation technology, this method is not effective in removing PAHs from contaminated soil.

Soil washing is a technique that treats contaminated soil by separating the contaminants from the soil by physical and/or chemical separation. The washing fluid may then be treated to remove the extracted contaminants. In-situ soil flushing involves injecting or flushing contaminated soils in place with water to leach contaminants into the groundwater. Non-toxic or biodegradable surfactants may be added to the water to improve the solubility and recovery of the contaminants. The groundwater carrying the flushed contaminants is collected at a hydraulically downgradient site and is treated prior to disposal. Low temperature thermal stripping involves heating excavated soil in a closed chamber to temperatures ranging from approximately 400 to 500 degrees Fahrenheit. The temperature serves to enhance the volatilization of organic constituents present in soil. Off-gases produced in the operation are collected and passed through air pollution control equipment or a recovery system. Treated soils may then be returned to the location of excavation.

2.7 Biological Treatment

Bioremediation is a process for treating contaminated material by utilizing microorganisms for degradation of contaminants. Biological treatment processes include: Land Farming, Slurry Phase Bioremediation, Composting, and In-situ and Ex-situ Bioremediation.

The concept of biological treatment involves altering environmental conditions to enhance microbial breakdown and detoxification of contaminants. Research has confirmed that microorganisms are capable of breaking down numerous environmentally hazardous organic compounds in contaminated soil.

The degradation of contaminants by microorganisms can be classified into three main categories: aerobic respiration, anaerobic respiration, and fermentation. Microorganisms utilized to mediate the degradation of hazardous contaminants in soil may consist of indigenous bacteria and fungi, or may include the addition of specially-cultured microorganisms. In order to create an environment beneficial to the growth of the bacteria and fungi, conditions such as pH, temperature, moisture and others are required to be in a range that is favorable for their growth. Biological treatment is a scientific intensive treatment technology. With biological remedial processes, treatability studies and pilot scale testing are essential in determining the primary process controls needed for a particular contaminant, the treatment technique to be used, and the treatment by-products generated, if any.

Additionally, treatability studies are necessary in order to determine if the concentration of any of the soil contaminants will act to inhibit bacterial growth. Biological treatment of contaminated soil may be performed either by ex-situ or in-situ methods. Ex-situ bioremediation is a process where the contaminated material is excavated from the site and is treated. In-situ bioremediation is a process where the contaminated material is treated in-place at locations where the contaminated material exists. Biological treatment processes may be coupled with other

treatment techniques. The feasibility of bioremediation as a treatment technique is dependent upon the contaminant type and site characteristics. Factors that determine whether biological treatment is applicable to a site include biodegradability of the contaminant(s), environmental factors that affect microbial activity, and site hydrogeology.

2.8 Thermal Treatment

Thermal treatment technologies utilize high temperatures as the primary means of destroying or detoxifying contaminated wastes. There are several thermal treatment processes available for soil remediation, including:

- Rotary kiln incineration
- Fluidized bed incineration
- Infrared incineration

Incineration is the controlled high temperature oxidation of predominately organic compounds, with end products of carbon dioxide and water. Additionally, inorganic substances such as acids, salts and metallic compounds will be produced from incineration of waste materials. The key variables with an incineration process are the temperature, the duration of exposure of the contaminants to the high temperatures, and the degree of mixing between the waste and the combustion air. Residence times may vary between minutes to hours, depending upon the nature and degree of the contaminants in the soil as well as the type of incineration process used. Near-complete destruction of hazardous organic wastes is feasible with thermal treatment technologies. If an incineration process is calibrated correctly, destruction and removal efficiencies (DREs) exceeding 99.99 percent may be achieved.

Incineration of wastes is accomplished by heating the contaminated solids/soil to temperatures generally ranging from 1,500 to 2,200 degrees Fahrenheit, depending upon the process used. It is important that the solid particles remain in continuous motion during the incineration process in order to prevent vitrification of the particles from occurring. Process residuals include contaminated or decontaminated ash, treated combustion gases, and wet scrubber water (if a wet scrubber is used in the process). The ash produced from the process may be considered a hazardous waste, and if so, must be managed as such.

3.0 SCREENING OF TECHNOLOGIES

3.1 General

The purpose of the screening of technologies is to evaluate each of the individual technologies or process options and determine its ability to achieve the remedial response objectives. In the initial screening, the remedial technologies are discussed generally in terms of their ability to meet their medium-specific remedial action objectives and evaluated specifically in terms of their implementability and their short-term and long-term effectiveness. From this analysis, inappropriate or ineffective technologies can be removed from further discussion, while technologies that exhibit promise as effective means of remediation can be retained for use in the development of site-wide remedial alternatives. NYSDEC TAGM 4030 defines specific analysis factors used to screen remedial alternatives. The approach defined in TAGM, however, is also well suited for the screening of technologies. As such, those analysis factors are considered during the screening of technologies.

BEARDSLEY DESIGN ASSOCIATES

Architecture, Engineering & Landscape Architecture, P.C.

S:\Projects\BDA\02850\REPORTS\@RA Report\@Final\RPT_RAR_Crossroads_Final.docRAR_Section_1_2_REV_020617

Effectiveness: Effectiveness screening focuses on the ability of the technology to attain the remedial response objectives through the reduction in toxicity, mobility, or volume of the specific waste present at the site. Effectiveness factors to be considered include:

- Attaining the remedial objectives
- Protecting human health and the environment during and after implementation
- Accommodating the estimated quantities of contaminated materials and waste residues
- Reliability with respect to the contaminants and site conditions

Implementability: Implementability screening focuses on the technical and administrative feasibility of implementing the technology. Implementability factors to be considered include:

- The ease or difficulty associated with constructing the technology (e.g. - the use of conventional equipment and procedures vs. the use of experts, intensive operator attention and process monitoring)
- The reliability of the technology
- Availability of equipment, labor, treatment and disposal resources
- Requirements for on- and off-site permits

3.2 No Action

Although the "No Action" alternative does not attain the remedial action objectives or site-specific cleanup goals, the "No Action" alternative will be retained as an alternative primarily for comparison purposes.

3.3 Institutional Controls

Institutional controls are actions that limit the activities at or in the vicinity of the site. Examples of institutional controls include: land and resource use restrictions, deed restrictions or notices, well drilling restrictions, or construction restrictions. Other types of institutional controls specifically limit access to the site. Access restriction may consist of re-fencing of the property perimeter, upgrading any existing fence, fencing specific site areas in addition to posting appropriate signs, or posting a 24-hour guard.

The institutional controls mentioned are implementable at the site. However, if implemented as the sole alternative, institutional controls are not effective in attaining the remedial objectives or the site-specific clean-up goals. If implemented as a supplement to other remedial actions, institutional controls are effective in contributing to a sound remedial alternative. All of the institutional control technologies previously mentioned, except a 24-hour permanent guard, will be retained for inclusion into remedial alternatives.

3.4 Containment

As previously discussed, capping and covering are containment technologies typically used to seal, isolate or cover waste materials, thus preventing their contact with the surface environment. In general, capping is performed when the response objective or performance requirement is to minimize the infiltration of precipitation and runoff water into the wastes thus reducing the generation of leachate, and when extensive subsurface contamination at a site precludes excavation and removal of wastes because of potential hazards and/or unrealistic costs. Covering is performed when the primary response objective or performance requirement is to isolate waste materials from

BEARDSLEY DESIGN ASSOCIATES

Architecture, Engineering & Landscape Architecture, P.C.

S:\Projects\BDA\02850\REPORTS\@RA Report\@Final\RPT_RAR_Crossroads_Final.docRAR_Section_1.2_REV_020617

the surface environment. Covers also serve to divert precipitation and runoff water away from the waste materials.

3.4.1 Engineered Caps

The primary performance requirement of an engineered cap is to prevent the infiltration of precipitation and runoff water into the waste, thus reducing the potential for leachate generation. Composite impermeable layer caps typically include a combination of impermeable layers incorporating low permeability soils, synthetic liners, or both, while single impermeable layer caps incorporate either low permeability soil or a synthetic liner as the impermeable layer. In order to meet performance requirements, engineered caps are designed with multiple layers including: vegetative, drainage, low permeability, and foundation layers. The low permeability layer is the most important component within the composite design. The vegetative drainage and foundation layers are designed to maintain the integrity of the low permeability layer. Single impermeable layer caps typically consist of a vegetative layer served by a topsoil layer, overlying a drainage layer, composed of coarse sand, and a low permeability layer, incorporating a synthetic liner or a layer of low permeability soil. Natural materials required for the low permeability components of various caps are readily available and synthetic materials are widely manufactured and distributed. Although contaminants remain in-place, composite and single impermeable layer capping serves to seal contaminants from surface exposure that consequently reduces associated contaminant risks to human health.

The advantages of utilizing the engineered cap technology, with respect to an effective and implementable means of attaining the remedial action objectives, include the following:

Effectiveness

- Engineered caps are extremely effective in reducing the precipitation and surface water infiltration, thus reducing the potential for leachate generation
- Engineered caps are effective in isolating contaminants from the surface environment, thus reducing risks associated with human contact
- Engineered Caps typically have a design life of between 20 years (single impermeable layer) to 50 years (composite impermeable layer)
- The impermeable layer materials (impermeable clay and/or synthetic liners) of engineered caps are compatible with the site-specific contaminants

Implementability

- Engineered cap construction requires a modest working/mobilization space/area
- Engineered cap construction may require only site-specific building or construction permits

The disadvantages associated with the effectiveness and implementability of the engineered cap technology include the following:

Effectiveness

- Although engineered capping serves to isolate subgrade contaminants from the surface environment, the primary benefit of engineered cap design and construction criteria is focused on reducing infiltrating precipitation/runoff water to reduce the potential for leachate generation

Implementability

- Project-specific engineered capping must meet detailed and complex design, construction, quality assurance criteria
- Operation/Maintenance/Monitoring of an engineered cap is difficult due to the subsurface location of the impermeable layer
- The period of time required for design, construction, and quality control tasks may be extensive
- The future use of areas that incorporate an engineered cap is typically limited to inspection and vegetative layer maintenance tasks only; development of the site would not be recommended over an area which includes an engineered cap
- The final engineered cap structure would significantly alter the site topography
- Construction of stormwater impoundment structures or improvements to existing systems would be necessary to handle additional runoff

3.4.2 Covers

The primary performance requirement of a cover is to prevent physical contact with the waste being covered. Covers are an acceptable remedy when response objectives include the mitigation of exposure to contaminants via direct contact or ingestion. Additionally, covers may be applicable when a site is being temporarily covered, in an area where evapo-transpiration far exceeds rainfall, when there is little or no groundwater in contact with the contaminants, or when there is certainty that the integrity of a cover will be continually maintained. In specific instances where cap performance standards are not necessary, a cover may be constructed over an area of known contamination to reduce the potential for human contact with the contaminants as well as serve to divert surface water infiltration from the wastes of concern. Geotechnical borings and analyses previously completed on a three-inch asphalt cover, applied over a 3-acre portion of a landfill, revealed vertical permeabilities ranging from 1×10^{-7} cm/sec to 1×10^{-10} cm/sec for the asphalt layer. Similarly, a compacted clay cover can limit vertical permeabilities from 1×10^{-3} cm/sec to 1×10^{-6} cm/sec.

The advantages of utilizing the cover technology, with respect to an effective and implementable means of attaining the remedial action objectives, include the following:

Effectiveness

- Covers are an effective means in isolating subgrade contaminants from the surface environment, thus reducing the risks associated with human contact
- Covers serve to divert precipitation and surface waters away from wastes of concern
- Cover materials (compacted clay or concrete/bituminous asphalt) will not be degraded by the site-specific contaminants

Implementability

- Cover monitoring/inspection/maintenance may be completed on a regular basis without complex subsurface investigation and testing methods
- The equipment required for cover construction is limited to that required for typical concrete/asphalt applications
- Limited non-invasive site activities may be completed over an area that has been covered
- The boundary/working/mobilization area required for cover construction is reasonable
- As compared to engineered capping, the period of time required for cover design and construction is short term

BEARDSLEY DESIGN ASSOCIATES

Architecture, Engineering & Landscape Architecture, P.C.

S:\Projects\BDA\02850\REPORTS\@RA Report\@Final\RPT_RAR_Crossroads_Final.doc RAR_Section_1.2_REV_020617

The disadvantages associated with the effectiveness and implementability of the cover technology include the following:

Effectiveness

- The design life of an effective cover system varies on a site-specific basis

Implementability

- Covers require consistent and periodic inspection/monitoring/maintenance;
- Future use or development over an area that incorporates a cover would be limited to above grade (slab on grade) structures; subsurface structures including basements or sub-grade living/working quarters would not be recommended due to excessive intrusion, contact with, and exposure to the covered contaminated media
- Construction of stormwater impoundment structures or improvements to existing systems would be necessary to handle additional runoff

Since the risks associated with exposure to contaminated soils would be similarly reduced for the concrete, bituminous asphalt, and clay gravel covers, the bituminous asphalt and clay gravel cover options have been selected as the primary cover technologies to be incorporated for future remedial alternatives. As such, the concrete cover has been screened out of future remedial considerations.

The following points summarize the effectiveness and implementability of engineered caps and covers:

- The remedial action objectives for the site focus on reducing contaminant exposure risks to site personnel and community residents. Although covers and engineered caps are effective in isolating contaminants from the surface environment, the primary design/construction objective of engineered caps focuses on the task of reducing infiltrating precipitation and runoff water to minimize leachate generation. The primary design function of a cover system is the separation of waste materials from the surface environment
- Application of a cover system typically incorporates construction materials, equipment and personnel that are utilized during site development applications. Conversely, application of engineered caps typically requires the incorporation of detailed and complex design/construction criteria, specialized equipment and skilled technicians that necessitate extended implementation periods
- Cap monitoring activities are difficult due to the subgrade location of the impermeable layer, and maintenance activities are limited to the vegetative layer. Although cover design life is usually site specific, periodic inspection and proper maintenance will provide isolation of the contaminated media from the surface environment
- A clay soil or asphalt cover system may be modified to be compatible with potential site development. Although an engineered cap can be modified to support lightweight vehicle traffic, it is not highly compatible with future site development including new, above grade building construction

Based on the comparison summary previously listed, covering (clay soil or bituminous asphalt) has been selected as the preferred containment technologies and engineered capping has been screened out.

3.5 Removal and Disposal

The removal and disposal process consists of excavating, pumping, or otherwise removing the contaminated material, soil, and/or liquid from its current location and transporting it to an appropriate off-site facility for disposal. The contaminated material may be treated prior to disposal, or it may be disposed of (with restrictions) without being treated. Typically, standard earth moving equipment is used to excavate the contaminated solid material or soils, while contaminated liquids can be removed by pumping for subsequent treatment and/or disposal. Off-site disposal facilities typically include a Solid Waste Disposal Facility, a RCRA Hazardous Waste Facility, or a TSCA Chemical Landfill. Any facility selected must be in full compliance with their respective operating permits. Acceptance of a waste by these facilities depends on the nature and characteristics of the waste or contaminated material. Off-site disposal consists of the following general activities:

- Excavation, pumping, and/or removal of the contaminated media
- Placement of contaminated media into containers or trucks
- Transportation of the contaminated media to the designated disposal location

The advantages of utilizing the removal and disposal technology, with respect to an effective and implementable means of attaining the remedial action objectives, include the following:

Effectiveness

- Off-site disposal is an effective means to attain the remedial response objectives by removing contaminants directly from their present location to a secure, controlled location.
- Potential impacts associated with waste removal will be limited to the immediate vicinity of the excavation area and may be easily controlled and monitored.
- The excavation process may be quickly implemented and will remove the contamination to the cleanup levels.
- It is a reasonable technology considering the type of contaminated media (C&D debris and grossly contaminated urban fill and soils).

Implementability

- Excavation of the contaminated soil can be implemented utilizing standard earth moving equipment.
- The period of time required to complete excavation activities is typically short in duration.
- As part of the excavation activities, groundwater would be removed via sumps, installed within the working excavations.
- Monitoring during the remediation activities will be conducted to confirm that remediation goals are being attained.
- Records and transportation manifests will remain on file.
- Wastes must be hauled by a licensed or permitted transport company and disposed at a permitted disposal facility subject to the approval by the State in which the facility is located.

The disadvantages of utilizing the removal and disposal technology, with respect to an effective and implementable means of attaining the remedial action objectives, include the following:

Effectiveness

- Soil volumes requiring excavation to remove site contaminants may be excessive.

Implementability

- Due to the large soil volumes requiring removal, local disposal facilities may be unable to accept the volume of waste produced increasing hauling distances.

The off-site disposal technology is an effective remedial method and is easily implemented. The nature and level of contamination in the waste will determine the appropriate location for disposal. It is possible that a Solid Waste Disposal Facility, a RCRA Hazardous Waste Facility, and/or a TSCA Chemical Landfill will be used as disposal locations for the site specific contaminated media. As such, the removal and disposal technology will be retained for development into alternatives.

3.6 Immobilization Treatment

As previously discussed, immobilization treatment methods are designed to render contaminants insoluble, prevent leaching, and prevent the movement of the contaminants from the area of contamination. Physical and/or chemical processes act to stabilize and solidify the contaminants within a matrix, thus reducing their mobility. Types of immobilization technologies include Solidification/Stabilization and In-situ Vitrification.

3.6.1 Solidification/Stabilization

The primary goal of solidification and stabilization processes is to reduce the solubility of contaminants to levels which will allow the material produced to be returned to its original location or disposed at an approved off-site landfill. The planned future use of the site on which the material is disposed is an important consideration for this process. The most available solidification and stabilization treatment processes include: Portland cement, Lime-fly ash pozzolan, Thermoplastic Microencapsulation, and Macroencapsulation systems.

The advantages of utilizing solidification/stabilization technologies, with respect to an effective and implementable means of attaining the remedial action objectives, include the following:

Effectiveness

- In the cement-based processes, metals in the soil are bound due to the high pH of the binding materials
- With the thermoplastic process, the mobility of organic compounds may be limited since they are encapsulated within the solid matrix
- Treatment compounds have been developed for some specific organic materials for developing a matrix that is more stable than conventional cement solidification

Implementability

- Cement-based solidification/stabilization processes use conventional equipment that is readily available
- As compared to other immobilization technologies, the period of time required for implementation of the solidification/stabilization option is short term

The disadvantages associated with the effectiveness and implementability of the solidification/stabilization processes include the following:

BEARDSLEY DESIGN ASSOCIATES

Architecture, Engineering & Landscape Architecture, P.C.

S:\Projects\BDA\02850\REPORTS\@RA Report\@Final\RPT_RAR_Crossroads_Final.docRAR_Section_1_2_REV_020617

Effectiveness

- Organic contaminants may interfere with the binding of a cement-based matrix
- Organics in the soil are generally not stabilized in the solidified matrix since they do not take part in the reactions of the process
- Gravelly soils may not be treatable by a cement-based process
- Fine soil particles which pass a No. 200 sieve size (0.075 mm) tend to weaken cement bonds

Implementability

- Thermoplastic encapsulation requires specialized equipment that is not readily available
- Energy is required to dry the soil prior to treatment in the thermoplastic encapsulation process

The organic materials present in the soil (peat) may interfere with the binding of the materials in the cement-based processes. In addition, the organic materials may not be stabilized in material solidified with the cement-based methods since they do not take part in the process reactions. Hydrocarbons and other contaminants not bound in the resulting solidified material have the potential to leach from the solidified material. Furthermore, since the contaminated site material includes a high percentage of construction/demolition debris, the cement-based processes may not be effective for treating the contaminated solid media. Solids treated by the thermoplastic encapsulation process have the potential to leach contaminants, though the process appears to be more effective in treating the soil than cement-based processes. In addition, the process is relatively new and may not be widely accepted, and thermoplastic encapsulation requires equipment that may be difficult to locate and may require a great deal of space to set up the system. Accordingly, the solidification/stabilization soil treatment process has been screened out.

3.6.2 In-situ Vitrification

In-situ vitrification is an innovative technology that has had limited field applications. The process was developed in the early 1980s as a means to treat radioactive wastes. The process has been performed on more than 30 different soil types and on a variety of contaminants. Destruction and removal efficiencies (DREs) for organics such as polynuclear aromatic hydrocarbons (PAHs) and PCBs have been reported to be greater than 99.99 percent. The DRE considers the destruction of organic materials by pyrolysis or combustion as well as removal of airborne organics by the off-gas treatment system. Mobilization and installation of the equipment required for an in-situ vitrification system requires approximately three weeks. In order to meet the permitting requirements for an in-situ vitrification treatment system, it may be required to obtain permits from the New York State Department of Health and the New York State Department of Environmental Conservation (i.e., water discharge and air emissions).

The advantages of utilizing the in-situ vitrification technology, with respect to an effective and implementable means of attaining the remedial action objectives, include the following:

Effectiveness

- Destruction and removal efficiencies of greater than 99.99% are possible for organic materials
- In-situ vitrification forms a solid matrix that is very stable

Implementability

- Soil removal is not necessary with in-situ vitrification treatment

The disadvantages associated with the effectiveness and implementability of the in-situ vitrification process include the following:

Effectiveness

- A significant volume of construction/demolition debris exists at the site, which may not be effectively treated using in-situ vitrification
- Field applications of this technology have been very limited
- Volatile metals (lead and mercury) present in the soil will likely be volatilized in the process. The resulting vaporized metals may be difficult to treat with air pollution control equipment.
- The water content of saturated soils can make treatment costs prohibitive due to the energy consumed by vaporizing water.
- Combustible solids within the soil can catch fire and may overwhelm the off-gas control system.

Implementability

- The equipment required for this system may not be readily available
- Treatment by in-situ vitrification may difficult to implement and permit
- An extended period of time to treat the entire site may be required

In-situ vitrification appears to very effective in treating the organic contaminants within the site soil, but several factors tend to deter recommendation for its use. A significant volume of construction/demolition debris exists at the site, which may not be effectively treated using this technology. It may be more difficult to permit an in-situ vitrification treatment system with regulatory agencies than other alternative processes because of the limited number of field applications that have taken place. Furthermore, this technology is difficult to implement, and treatment of the entire site by this method would be uneconomical. Accordingly, the in-situ vitrification process has been screened out of the listing of potential treatment processes.

3.7 Physical/Chemical Treatment

As discussed previously, physical treatment processes act to separate the wastestream by either applying a physical force or by changing the physical form of the waste. Chemical treatment processes act to alter the chemical structure of the contaminants in order to produce a waste residue that is less hazardous than the original contaminated material. Processes which utilize physical and chemical treatment include: Oil/Water Separation, Soil Washing, In-situ Soil Flushing, and Low Temperature Thermal Stripping.

3.7.1 Oil/Water Separation

After removal (pumping) from the surface water or groundwater environment, oil product is typically separated from the water fraction for temporary storage and subsequent treatment and/or disposal. Oil/water separation can be completed at the water table interface (within a recovery well or sump installation) using mechanical skimmers or separated after recovery from the recovery well or sump using an oil/water separator/tank. Mechanical skimmers equipped with oil sensors are the

preferred means of completing oil separation when minimal soil permeability conditions exist and when minimal water recovery is desired.

In cases where permeable soil conditions and contaminated groundwater conditions exist, high-flow radial recovery (pumping) and subsequent separation within a surface-mounted oil/water separator is typically preferred.

Oil/water separation can provide effective recovery and removal of oil product. The rate of oil recovery and separation from surface waters or groundwaters can be adjusted to accommodate the physical conditions of the site and the type of oil product to be recovered and separated. Although oil/water separation using high-flow intermittent pumps and a surface mounted oil/water separation tank can be implemented, this method of separation requires more mechanical components than the skimming method. In addition, separation using high-flow pumps and a surface-mounted oil/water separation tank typically generates excessive quantities of water, which may require additional treatment prior to final discharge. Since petroleum product contamination on the subject property appears to be limited to grossly contaminated soils with a minimum amount of LNAPL generation, oil/water separation has been screened out of the listing of potential treatment processes.

3.7.2 Soil Washing

Primarily a volume reduction process that does not reduce the toxicity of the contaminant, soil washing removes the contaminant from the soil and concentrates it into a washing agent that is more easily treated than soil. With water washing, a strong basic or surfactant solution is effective in extracting organics. Both hydrophobic organics (organics which have an aversion for water) and hydrophilic organics (organics having an affinity for water) are treatable with water washing. Soil washing has the potential to treat contaminants such as PCBs and semi-volatile organic compounds. Factors which can limit the effectiveness of soil washing include: media with significant clay or humic content and complex characteristic or variable size waste mixtures. Mobilization and installation of a soil washing system is site specific. Portable unit set up time may range from approximately one week for a small unit to two months for a large skid-mounted system. Soil washing treatment systems vary both in design and size. Portable models of the system, mounted on 40 foot trailer beds, have been developed. Portable units may generally process a few tons of contaminated soil per hour, while large commercial units are capable of processing greater than 10 tons of contaminated soil per hour. In order to meet the permitting requirements for soil washing system, it may be required to obtain permits from the New York State Department of Health and the New York State Department of Environmental Conservation (i.e., water discharge, air emissions, and backfilling treated soil).

The advantages of utilizing the soil washing technology, with respect to an effective and implementable means of attaining the remedial action objectives, include the following:

Effectiveness

- Soil washing can provide effective treatment for organic contaminants including PAHs and PCBs, however, each contaminant may require a different washing agent

Implementability

- The soil washing process is relatively simple, using readily available equipment and materials

- As compared with other physical/chemical treatment technologies, the period of time required for implementation of the soil washing process option is short term

The disadvantages associated with the effectiveness and implementability of the soil washing process include the following:

Effectiveness

- The process is primarily a volume reduction process where contaminants are transferred from the soil to the washing media.
- The effectiveness of this technology may be decreased by the complex and variable nature of the contaminated site media, which includes urban fill and construction/demolition debris

Implementability

- A great deal of equipment and area for treatment may be required
- The soil's complex physical characteristics, including a mix of urban fill, construction/demolition debris, and peat may require additional treatment steps
- The washing media must be treated or disposed

Although soil washing is a potential method of treating the contaminated soil at the site, a high percentage of contaminated site media includes variable urban fill, construction/demolition debris, and peat. Accordingly, the soil washing technology has been screened out of the listing of potential treatment processes.

3.7.3 In-situ Soil Flushing

In-situ soil flushing has remained in the experimental stages primarily because regulatory agencies are reluctant to recommend processes that involve injecting or flushing additives into the groundwater. In addition, there have been difficulties in the treatment of the extracted wastewater, with separating surfactants from petroleum products flushed from the soil. Consequently, surfactants used for treating contaminated soils may not be recyclable. In-situ soil flushing may be utilized to treat soil contaminated with PAHs. This process is most applicable when contamination has extended to the groundwater table, and is of sufficient volume or depth to exclude an alternative ex-situ soil washing method. Factors that dictate which system, either forced or gravity delivery, is appropriate for a site include: the extent and nature of the contaminated soil, soil characteristics (such as porosity, permeability, stratigraphy, sorption potential, mineralogy and soil type[s]), surface drainage patterns and surface infiltration rates, and groundwater elevations and flow directions. Pilot studies of the in-situ soil flushing process have been shown to be most effective on soils contaminated with only a few different chemicals, particularly petroleum hydrocarbons. For soils containing a complex mixture of contaminant types, the effectiveness of treatment may be limited and pretreatment or post-treatment may be necessary to attain the desired results. Mobilization and installation of an in-situ soil flushing system may take approximately 30 days. In order to meet the permitting requirements for an in-situ soil flushing system, it may be required to obtain permits from the New York State Department of Health and the New York State Department of Environmental Conservation (i.e., water discharge and air emissions).

The advantages of utilizing the in-situ soil flushing technology, with respect to an effective and implementable means of attaining the remedial action objectives, include the following:

Effectiveness

- The process can be used to treat organic contaminants within soil

Implementability

- Soil is not excavated from the site
- Manpower requirements are minimal for this process

The disadvantages associated with the effectiveness and implementability of the in-situ soil flushing process include the following:

Effectiveness

- It is necessary to use the groundwater to retrieve washing agents that have leached through the contaminated soil
- The method is not widely accepted because of the potential of washing agents lingering in the soil matrix, some of which can be considered to be hazardous chemicals
- Pretreatment and post-treatment of the soil may be necessary
- It is necessary to have a defined groundwater flow pattern to ensure proper treatment of the soil and removal of the contaminants and washing agents
- Soils must be relatively homogenous and permeable so that water can be thoroughly distributed through the soil

Implementability

- A complex contaminant mixture within the soil may require additional steps to treat the soil
- The groundwater extracted from the recovery wells must be treated or disposed
- As compared with other physical/chemical treatment technologies, the period of time required for implementation of the in-situ soil flushing process may be extensive
- Non-homogenous soil and fill materials at the site may not allow water to be thoroughly distributed through the soil.

The uncertainty of collecting the washing agent make this process option undesirable. In addition, since a high percentage of contaminated site media includes variable urban fill, construction/demolition debris, and peat the effectiveness and implementability of this technology would likely be decreased. Accordingly, the in-situ soil flushing technology has been screened out of the listing of potential treatment processes.

3.7.4 Low Temperature Thermal Stripping

Low temperature thermal stripping does not destroy contaminants, but transfers the contaminants from one waste stream to another. The process is applicable to volatile organics. The different low temperature thermal stripping technologies are most effective in treating soils contaminated with lighter petroleum hydrocarbons. Removal efficiencies for low temperature thermal treatment systems range from 55 percent to 99 percent. Some processes are effective only for highly volatile organic compounds.

Low temperature thermal stripping requires relatively expensive and specialized equipment. Only a limited number of remediation contractors possess the equipment to implement this technology.

Although implementable, low temperature thermal stripping is only partially effective in the treatment of heavier semi-volatile organic compound contaminants. The disadvantages associated with the effectiveness and implementability of the low temperature thermal stripping process include the following:

Effectiveness

- Low temperature thermal stripping is not very effective in removing semi-volatile organics (e.g. PAHs) and most metals from contaminated soil

Implementability

- The equipment may not be readily available
- Excavation of the soil is required

Low temperature thermal stripping does not appear to be effective in treating semi-volatile organic compounds in the soil. Accordingly, the low temperature thermal stripping method is screened out of the listing of potential treatment processes.

3.8 Biological Treatment

Bioremediation utilizes indigenous or cultured microorganisms to mediate the degradation of contaminants in soil. This technology involves altering environmental conditions to enhance the growth of microorganisms and subsequent breakdown of contaminants. Creating the proper environment is essential in the bioremediation process. Treatability and pilot studies are necessary factors for determining the indigenous microorganisms available in the soil, the primary controls needed to create the proper environment for optimal growth of the microorganisms, the treatment process to be used, and by-products that will be generated by the process. The treatability study is also necessary to determine if the concentrations of any of the contaminants in the soil are such that they will inhibit the growth of the microorganisms. Biological treatment processes include: Land Farming, Slurry Phase Bioremediation, Composting, and In-situ Bioremediation.

3.8.1 Land Farming

The feasibility and rate of degradation of the land farming process are determined by a number of factors, including: the type and concentration of contaminants present in the soil, soil moisture, soil grain size, soil texture, site topography, nutrients, precipitation, aeration/oxygen addition, temperature, soil pH, and microorganism population. Land farming has been found to be effective for the treatment of soils contaminated with petroleum hydrocarbons and is probably the most widely used and cost-effective biotreatment technology applied today. This process has also been shown to be effective in treating PAHs. Mobilization and installation of a land farming system may range between 7 and 10 days and the equipment/material required for land farming is readily available.

Monitoring of the progress of the bioremediation project is essential. Land farming requires sufficient space, primarily to spread and mix the contaminated soil. Land farming is the one method of bioremediation that is the most susceptible to temperature changes. Since the site is located in an area where cold weather dominates a good portion of a year, the times where temperatures are supportive of biodegradation are limited. The remediation period for land farming may be expected to take between one and two years to degrade the majority of the contaminants present in the soil. In order to meet the permitting requirements for a land farming biological treatment system, it may

be required to obtain permits from the New York State Department of Health and the New York State Department of Environmental Conservation (i.e., water discharge and air emissions).

The advantages of utilizing the land farming technology, with respect to an effective and implementable means of attaining the remedial action objectives, include the following:

Effectiveness

- Land farming is proven to be effective in treating hydrocarbons such as PAHs
- This method is the most widely used and cost effective biological treatment method

Implementability

- The land farming technique is simplistic and required equipment is readily available
- Varying soil permeability does not pose a problem with this treatment process
- Leachate from the system can be re-circulated in the irrigation of the treatment area

The disadvantages associated with the effectiveness and implementability of the land farming process include the following:

Effectiveness

- Land farming is not an effective method in treatment of variable size solids, including construction/demolition debris
- Degradation of the hydrocarbon contaminants to lower levels may not be possible
- A land farming system is not able to capture and treat air emissions
- Land farming is ineffective in removing metal contaminants

Implementability

- Continuous monitoring of the contaminant degradation is necessary
- Land farming requires a large treatment area
- Land farming is susceptible to problems arising from temperature changes
- As compared to other biological treatment technologies, the time period required for implementation of the land farming process option may be extensive

Overall, bioremediation options are becoming a more popular option to treat contaminated soils, primarily because it is a natural remediation process that can be very cost-effective to implement. However, existing site conditions make biotreatment by land farming difficult to implement and non-effective. The variable nature of the contaminated urban fill material (including a high percentage of construction/demolition debris) would likely be detrimental to the effectiveness and implementability of the land farming technology. In addition, the process would require the excavation of soil from the site, and a large area will be required for constructing the treatment area. This technology is susceptible to weather conditions, including temperatures and precipitation that can greatly affect the degradation rate. Additionally, land farming is typically a slow treatment process and the desired lower limits of contamination removal may not be attainable. For these reasons, land farming does not appear to be a viable remediation method for treating the contaminated soil at the site, and is screened out from further consideration.

3.8.2 Slurry Phase Bioremediation

Factors which determine the overall effectiveness and degradation rate of slurry phase biological treatment include: contaminants present in the soil and their concentrations, soil physical

characteristics, grain size, nutrients, soil moisture content, temperature, soil pH, and microorganism population. Slurry phase bioremediation provides for significantly more control of these factors compared to the other methods of bioremediation. It has been successfully used to treat contaminated soils containing a variety of organic compounds, including volatile and semi-volatile organic compounds (including PAHs).

Slurry phase bioremediation is generally capable of achieving non-detectable limits with most petroleum hydrocarbons within 30 to 60 days. Mobilization and installation of a slurry phase system may take less than 30 days to complete, and the equipment and materials necessary for this technology (some which are specialized) can usually be obtained in a reasonable timeframe. The slurry phase treatment process is the most controlled method of biological treatment. The process can be equipped with liquid and air emissions controls to limit the potential threat to water and air quality in the surrounding environment. In order to meet the permitting requirements for a slurry phase biological treatment system, it may be necessary to obtain permits from the New York State Department of Health and the New York State Department of Environmental Conservation (i.e, water discharge and air emissions).

The advantages of utilizing the slurry phase biological treatment process, with respect to an effective and implementable means of attaining the remedial action objectives, include the following:

Effectiveness

- Slurry phase biotreatment is noted to be effective in treating petroleum related hydrocarbons and PAHs
- This method is one of the most effective and efficient biological treatment methods
- A slurry phase biotreatment system can capture and treat air emissions

Implementability

- A slurry phase biological treatment system requires a relatively small treatment area
- This biotreatment process is likely to be the most controlled method of biological treatment and may not be affected by external environmental conditions
- Slurry phase biotreatment may be used in conjunction with other treatment systems to eliminate materials that may inhibit bacterial growth
- As compared to other biological treatment technologies, the period of time required for implementation of a slurry phase biological treatment process option is short term

The disadvantages associated with the effectiveness and implementability of the slurry phase biological treatment process include the following:

Effectiveness

- The effectiveness of this technology will be decreased by the variable physical characteristics of the contaminated urban fill and construction/demolition material
- Sizing of materials prior to putting them into the reactor can be difficult and expensive
- Dewatering soil fines after treatment can be expensive
- An acceptable method for disposing of non-recycled wastewaters is required

Implementability

- Continuous monitoring of the contaminant degradation is necessary
- The implementability of this technology will be decreased by the variable physical characteristics of the contaminated urban fill and construction/demolition material

Although slurry phase biological treatment is probably the most controlled method of bioremediation, the physical variability of the contaminated fill and construction/demolition debris will likely decrease the effectiveness and implementability of this bioremediation technology. For this reason, the Slurry Phase Bioremediation process has been screened out of future remedial considerations.

3.8.3 Composting

The efficiency of degrading the contaminants using composting is dependent upon maintaining proper environmental conditions, as with all biological treatment processes. Factors which determine the overall effectiveness, degradation rate, and efficiency of composting include: contaminants present in the soil and their concentrations, soil characteristics, nutrients, soil moisture content, temperature, pH control, microorganism population, mixing and aeration, and bulking agent addition. Composting exhibits significantly more control of these factors than the processes of in-situ bioremediation and land farming, but less control than slurry phase bioremediation. Composting has been successfully utilized to treat contaminated soils containing a variety of organic compounds, including volatile and semi-volatile organic compounds. Composting bioremediation generally requires between 60 days to several months to treat a batch of contaminated soil. Remediation to levels below 1,000 ppm total petroleum hydrocarbons (TPH) may require more time. Remediation at or below 100 ppm TPH may not be possible for all contaminants with this treatment process. Mobilization and installation of a composting system may require less than 30 days to complete and the equipment and materials necessary for this technology (some which are specialized) can usually be obtained in a reasonable timeframe. The composting process may be controlled by utilizing a contained composting method. The process can be equipped with liquid and air emissions controls to limit the potential threat to water and air quality in the surrounding environment. In order to meet the permitting requirements for a composting treatment system, it may be required to obtain permits from the New York State Department of Health and the New York State Department of Environmental Conservation (i.e., water discharge and air emissions).

The advantages of utilizing the composting technology, with respect to an effective and implementable means of attaining the remedial action objectives, include the following:

Effectiveness

- Composting is known to be effective in treating semi-volatile organic compounds
- This method may be a very effective biological treatment method, requiring relatively limited treatment times

Implementability

- Depending on the system setup, composting can provide good control of the system environment regarding temperature, moisture, and air emissions capture and treatment

The disadvantages associated with the effectiveness and implementability of composting include the following:

Effectiveness

- Remediation of petroleum hydrocarbons to levels below 100 ppm of total petroleum hydrocarbons may not be possible

- The effectiveness of this technology will be decreased by the variable physical characteristics of the contaminated urban fill and construction/demolition material
- Depending on the type of composting system used, low ambient temperatures and precipitation may slow the degradation rate

Implementability

- The implementability of this technology will be decreased by the variable physical characteristics of the contaminated urban fill and construction/demolition material
- Continuous monitoring of the contaminant degradation is necessary
- Depending on the type of composting system used, the space requirements could be extensive
- As compared to other biological treatment technologies, the period of time required for implementation of the composting process option may be extensive

Composting can be a well-controlled method of bioremediation if the system is located in an enclosed building and has systems to monitor and control temperature, soil moisture content and air emissions. However, the physical variability of the contaminated fill and construction/demolition debris will likely decrease the effectiveness and implementability of this bioremediation technology. In addition, the PAH concentrations present within the site soils may not be elevated to an extent where composting will be an effective means of achieving contaminant removal. The composting technology has accordingly been screened out from further consideration.

3.8.4 In-situ Bioremediation

The feasibility and degradation rate of in-situ biological treatment are determined by factors including: contaminants present in soil, site hydrology, soil characteristics, oxygen content, nutrients present in soil, moisture content, soil temperature, soil pH, and bacteria population in soil. Organic materials, including petroleum hydrocarbons, are susceptible to in-situ biodegradation. Lighter petroleum hydrocarbons, such as gasoline, diesel and heating oils degrade at a faster rate than heavier petroleum hydrocarbons. Volatile and semi-volatile organic compounds have been successfully removed using in-situ biological treatment. During the first 60 to 90 days of the in-situ bioremediation project, the degradation of the contaminants may be quite significant. However, as the quantity of available hydrocarbons decreases, the rate of degradation slows significantly decreases. The entire biodegradation process may take between one and two years to remediate the majority of the contamination. Extensive monitoring is necessary during the implementation of this technology in order to ensure effective treatment and minimal contaminant migration. Some specialized equipment and material are typically required to implement for in-situ bioremediation. Mobilization and system installation time is generally less than 30 days. Space requirements for the above-ground components needed in the in-situ bioremediation system are minimal, consisting primarily of a mixing tank and pumps. Injection and extraction wells would be installed at the site at the boundaries of the contamination. In order to meet the permitting requirements for an in-situ biological treatment system, it may be necessary to obtain permits from the New York State Department of Health and the New York State Department of Environmental Conservation (i.e., soil/groundwater injection, water discharge, and air emissions). Due to the fact that there is limited experience with in-situ bioremediation, regulatory agencies may be unwilling to issue permits for operation of this system.

The advantages of utilizing the in-situ bioremediation technology, with respect to an effective and implementable means of attaining the remedial action objectives, include the following:

BEARDSLEY DESIGN ASSOCIATES

Architecture, Engineering & Landscape Architecture, P.C.

S:\Projects\BDA\02850\REPORTS\@RA Report\@Final\RPT_RAR_Crossroads_Final.docRAR_Section_1_2_REV_020617

Effectiveness

- In-situ biological treatment has been demonstrated to be effective in treating various types of organic contaminants.

Implementability

- This treatment method has low maintenance requirement
- Soil excavation is not necessary
- Equipment required for the system may be minimal

The disadvantages associated with the effectiveness and implementability of the in-situ biological treatment process include the following:

Effectiveness

- Remediation of petroleum hydrocarbons and PAHs to low levels may not be possible
- Low climate temperatures and precipitation may have an effect on the contaminant degradation rate
- The effectiveness of this technology will be decreased by the variable physical characteristics of the contaminated urban fill and construction/demolition material

Implementability

- Continuous monitoring of the contaminant degradation is necessary
- In-situ bioremediation is likely to take approximately two years or more to treat the contaminated soil at the site
- This method requires the use of the groundwater to capture leachate from the treatment zone. The groundwater is extracted, re-circulated, and is ultimately treated or disposed

A combination of factors indicates that in-situ biological treatment is not an acceptable option for soil remediation at the site. This treatment method includes the use of the groundwater to treat the soil. Since the results of groundwater sampling analysis indicate that site groundwater has not been significantly impacted by volatile or semi-volatile compounds, treatment by in-situ bioremediation would thus involve a media (groundwater) that is currently not impacted. In addition, contaminants could be leached from the current area of contamination to zones of greater depth or adjacent neighboring residential properties that are currently not impacted. For these reasons, this option has been screened out from further consideration.

3.9 Thermal Treatment

Thermal treatment technologies utilize high temperatures as the primary means of detoxifying contaminated materials. Incineration primarily oxidizes organic compounds under controlled high temperatures, with end products of carbon dioxide and water. Byproducts such as acids, salts and metallic compounds will be produced from incinerating waste materials containing inorganic substances. The key variables with an incineration process include temperature, the duration of contaminated media exposure to the high temperatures, media size consistency, and the degree of mixing between the waste and the combustion air. If an incineration process is correctly calibrated, destruction and removal efficiencies (DREs) of greater than 99.99 percent may be achieved. There are several thermal treatment processes available for soil remediation, including: rotary kiln incineration, fluidized bed incineration, and infrared incineration.

3.9.1 Rotary Kiln Incineration

Rotary kiln incineration has been found to be effective in treating volatile and semi-volatile organic compounds in soil. Factors that can be detrimental to the effectiveness of the rotary kiln incineration process include: elevated soil moisture content, elevated metal and halogenated organic concentrations, and large or variable particle sizes. Specialized equipment is required to complete rotary kiln incineration. The permitting process for a high temperature thermal treatment system may be very lengthy and costly. In order to meet the permitting requirements for a rotary kiln incineration system, it may be required to obtain permits from the New York State Department of Health and the New York State Department of Environmental Conservation (i.e., system construction and operation, water discharge, and air emissions).

The advantages of utilizing the rotary kiln incineration technology, with respect to an effective and implementable means of attaining the remedial action objectives, include the following:

Effectiveness

- A rotary kiln incinerator is noted to be effective in treating organic compounds, including volatile and semi-volatile organic compounds
- High contaminant DREs are possible with a rotary kiln incinerator

Implementability

- Rotary kiln incineration is an efficient soil treatment method and is the most available and widely used incineration process

The disadvantages associated with the implementability of the rotary kiln incineration process include the following:

Effectiveness

- The effectiveness of this technology will be decreased by the variable physical characteristics of the contaminated urban fill and construction/demolition material

Implementability

- The implementability of this technology will be decreased by the variable physical characteristics of the contaminated urban fill and construction/demolition material
- Permits for operating an on-site rotary kiln incineration unit may be difficult to attain from regulatory agencies
- Air emissions control equipment is required
- Ash disposal is necessary, and stabilization of the ash may be necessary prior to disposal if metals in the ash exceed TCLP parameters

Although rotary kiln incineration has been demonstrated to be effective in treating soil organic compounds, the effectiveness of this technology will be decreased by the variable physical characteristics of the contaminated urban fill and construction/ demolition material. Implementation of this technology would require that the contaminated fill material be crushed or broken into consistently smaller sizes in order to achieve satisfactory contaminant treatment efficiency. For these reasons, the rotary kiln incineration option has been screened out from further consideration.

3.9.2 Fluidized Bed Incineration

Fluidized bed incineration has been demonstrated to be effective in treating volatile and semi-volatile organic contaminants in soil. Fluidized bed incinerators may be operated at lower temperatures than other high temperature thermal treatment systems because of the high levels of mixing involved in the process. This mixing provides a high thermal efficiency while minimizing auxiliary fuel requirements and volatile metals emissions. Factors that limit the effectiveness of fluidized bed incineration include: high soil moisture content, elevated concentrations of halogenated organics and metals, oversized particles, and high waste stream density. Mobilization and installation of the specialized fluidized bed incineration unit may take approximately 3 or 4 weeks to complete. A fluidized bed incineration unit is capable of processing between 100 and 150 tons of contaminated soil per day. The permitting process for a high temperature thermal treatment system may be very lengthy and costly. In order to meet the permitting requirements for a fluidized bed incineration system, it may be required to obtain permits from the New York State Department of Health and the New York State Department of Environmental Conservation (i.e., system construction and operation, water discharge, air emissions).

The advantages of utilizing the fluidized bed incineration technology, with respect to an effective and implementable means of attaining the remedial action objectives, include the following:

Effectiveness

- A fluidized bed incinerator is noted to be effective in treating organic compounds
- High DREs are attainable with a fluidized bed incinerator
- This process is noted to have a high thermal efficiency and may be operated at lower temperatures than a rotary kiln incinerator

Implementability

- Fluidized bed incineration has relatively rapid treatment times
- Operating temperatures in a fluidized bed incinerator are generally between 1,500 and 1,600 degrees Fahrenheit, which results in the process having less potential to volatilize metals with low boiling points

The disadvantages associated with the effectiveness and implementability of the fluidized bed incineration process include the following:

Effectiveness

- The effectiveness of this technology will be decreased by the variable physical characteristics of the contaminated urban fill and construction/demolition material
- Additional air emission control equipment may be needed to control the emission of acid gases, caused by the incineration of halogenated hydrocarbons

Implementability

- The implementability of this technology will be decreased by the variable physical characteristics of the contaminated urban fill and construction/demolition material, and soil moisture
- Permits for operating an on-site incineration unit are difficult to attain from regulatory agencies
- Equipment required for this system is extensive, and maintenance requirements are high

- As compared to other thermal treatment technologies, the period of time required for implementation of the fluidized bed incinerator process option may be extensive
- Air emissions control equipment is required
- Ash disposal is necessary, and stabilization of the ash may be necessary prior to disposal if metals in the ash exceed TCLP parameters

Although incineration with a fluidized bed incinerator is shown to be effective in treating organic contaminants in soil, the effectiveness of this technology will be decreased by the variable physical characteristics of the contaminated urban fill and construction/ demolition material and soil moisture. Implementation of this technology would require that the contaminated fill material be crushed or broken into consistently smaller sizes in order to achieve satisfactory contaminant treatment efficiency. For these reasons, the fluidized bed incineration option has been screened out from further consideration.

3.9.3 Infrared Incineration

Infrared incineration has been found to be effective in treating soils containing volatile and semi-volatile organic compounds. Factors that limit the effectiveness of the infrared incineration process include: elevated soil moisture content, elevated volatile metal and halogenated organic concentrations, and large particle size.

Mobilization and installation of an infrared incineration system will take approximately one week. An infrared incineration system is capable of treating approximately 100 tons of contaminated soil per day. Specialized equipment is required to implement the infrared incineration system. The permitting process for a high temperature thermal treatment system may be very lengthy and costly. In order to meet the permitting requirements for an infrared incineration system, it may be required to obtain permits from the New York State Department of Health and the New York State Department of Environmental Conservation (i.e., system construction and operation, water discharge, air emissions).

The advantages of utilizing the infrared incineration technology, with respect to an effective and implementable means of attaining the remedial action objectives, include the following:

Effectiveness

- An infrared incinerator is noted to be effective in treating organic compounds, including PAHs

Implementability

- The temperatures attained in an infrared thermal treatment system are generally between 1,400 to 1,600 degrees Fahrenheit in the primary and secondary chambers, respectively. Thus, an infrared incineration system has a lower potential to volatilize with low boiling point metals.

The disadvantages associated with the implementability of the infrared incineration process include the following:

Effectiveness

- The effectiveness of this technology will be decreased by the variable physical characteristics of the contaminated urban fill and construction/demolition material

BEARDSLEY DESIGN ASSOCIATES

Architecture, Engineering & Landscape Architecture, P.C.

S:\Projects\BDA\02850\REPORTS\RA Report\Final\RPT_RAR_Crossroads_Final.docRAR_Section_1.2_REV_020617

Implementability

- The implementability of this technology will be decreased by the variable physical characteristics of the contaminated urban fill and construction/demolition material
- Permits for operating an incineration unit are difficult to attain from regulatory agencies
- A large area is required for the setup of a the incineration system
- As compared to other thermal treatment technologies, the period of time required for implementation of the infrared incinerator process option may be extensive
- Air emissions control equipment is required
- Ash disposal is necessary, and stabilization of the ash may be necessary prior to disposal if metals in the ash exceed TCLP parameters

Although infrared incineration has been demonstrated to be effective in treating organic compounds, the effectiveness of this technology will be decreased by the variable physical characteristics of the contaminated urban fill, construction/ demolition material, and peat. Implementation of this technology would require that the contaminated fill material be crushed or broken into consistently smaller sizes in order to achieve satisfactory contaminant treatment efficiency. For these reasons, the infrared incineration has been screened out from further consideration.

4.0 DEVELOPMENT OF REMEDIAL ALTERNATIVES

4.1 General

As previously delineated under Section 3, Screening of Remedial Technologies, the following candidate technology types or technology process options have been retained as part of the remedial technology screening process:

<u>General Response Action</u>	<u>Technology Type</u>	<u>Process Options</u>
Limited Action	Institutional Control	Deed Restrictions, Fencing, Groundwater Monitoring
Removal and Disposal Containment	Off-Site Landfill Covers	Solid Waste/RCRA/TSCA Landfill Soil or Bituminous Asphalt

These technologies have been combined into the following remedial alternatives:

- Alternative #1: No-Action
- Alternative #2: Limited Actions
- Alternative #3: Removal and offsite disposal of all non-native fill materials
Removal and offsite disposal of contaminated native materials
- Alternative #4A: Removal and offsite disposal of all surficial soils
Removal and offsite disposal of Northwestern "Hot Spot" soils
Establishment of a gravel cover over the site
- Alternative #4B: Removal and offsite disposal of all surficial soils
Removal and offsite disposal of Northwestern "Hot Spot" and
Southwestern Diesel Stained soils

BEARDSLEY DESIGN ASSOCIATES

Architecture, Engineering & Landscape Architecture, P.C.

Establishment of a gravel cover over the site

Alternative #4C: Removal and offsite disposal of all surficial soils
Removal and offsite disposal of PAH/metals contaminated subsurface soils (up to 4 feet bgs)
Removal and offsite disposal of Northwestern "Hot Spot" and Southwestern Diesel Stained soils
Establishment of a gravel cover over the site

Alternative #5: Removal and offsite disposal of Northwestern "Hot Spot" and Southwestern Diesel Stained soils
Establishment of an asphalt cover over the site

The No-Action Alternative, which consists of maintaining the current conditions at the site, will be evaluated as a means of comparison with the Action Alternatives. For purposes of this Remedial Alternatives Report, a limited number of applicable institutional controls will also be included as part of Alternatives #4A, #4B, #4C, and #5. The Development of Alternatives section will focus on the areas and volumes for alternative consideration and alternative process descriptions.

4.2 Areas and Volumes Under Alternative Consideration

The actual volumes of soil that will be remediated are directly dependent upon the determination of a specific remedial cleanup scenario. This determination will be completed as a function of the detailed analysis of the remedial alternatives, which encompasses the analysis of effectiveness, implementability, and cost. The following types and estimate of volumes of contaminated soils were identified as part of the project-specific Site Investigation effort.

Petroleum "Hot Spot" Soils – Northwestern portion of site

- Surface Soil Volume (51,125 SF at 0 to 2 feet bgs) = 3788 CY
- Subsurface Soil Volume (38,426 SF at 2 to 4 feet bgs) = 2848 CY

Diesel Stained Soils – Southwestern portion of site

- Surface Soil Volume (57,525 SF at 0 to 2 feet bgs) = 4,261 CY
- Subsurface Soil Volume - PAH (57,525 SF at 2 to 6.5 feet bgs) = 9,587 CY
- Subsurface Soil Volume - Diesel (47,597 SF at 6.5 to 10 feet bgs) = 6,170 CY

PAH/Metals Impacted Soils – Sitewide (excluding Petroleum "Hot Spot" and Diesel Stained Soils)

- Surface Soil Volume (193,548 SF at 0 to 2 feet bgs) = 14,337 CY
- Subsurface Soil Volume - (180,930 SF at 2 to 4 feet bgs) = 13,402 CY
- Subsurface Soil Volume - (54,660 SF at 4 to 6 feet bgs) = 4,048 CY

Bermed Soils – Extend along northwestern property border and bisect site

- Soil Volume = 1,850 CY

The description of the areas and volumes requiring remedial attention for each Remedial Alternative have been delineated in accordance with the applicable contaminant coincidence information. For purposes of defining the general areas with contaminant concentrations greater than respective remedial action objectives, the general site areas have been listed for each contaminant. The alternative descriptions will include a detailed analysis of the processes associated with

BEARDSLEY DESIGN ASSOCIATES

Architecture, Engineering & Landscape Architecture, P.C.

S:\Projects\BDA\02850\REPORTS\@RA Report\@Final\RPT_RAR_Crossroads_Final.docRAR_Section_1_2_REV_020617

implementation. General subjects including mobilization, preparation, application, quality control measures, and design/treatment specifications will be included as part of the alternative description.

4.3 Description of Remedial Alternatives

4.3.1 Alternative #1: No-Action

Under the "No-Action" alternative, the present conditions at the site would continue into the future. The No-Action alternative does not include operations to reduce existing contaminant exposure risks. Trespassers can access the site from one or more sides of the property without restriction and onsite workers could potentially be exposed. The potential exists for human exposure to contaminants under the no-action alternative.

4.3.2 Alternative #2: Limited Actions

The "Limited Actions" alternative consists of combining the institutional control technologies into an alternative. The limited action alternative does not specifically address waste areas with a specific remedial action. The goal of the limited action alternative is to provide protection of human health by primarily implementing procedural activities. The limited action alternative would leave contaminants in-place at the site. The limited action alternative may be implemented as the sole remedy, or one or a combination of the institutional control technologies may be used to supplement one of the other remedies. If used to supplement a remedy, the description of the limited action components is not repeated in the discussion of each alternative; however, differences in their planned implementation are identified where appropriate.

The limited action alternative consists of the following components:

Land Use Restrictions – The City of Syracuse, or the authority with jurisdiction of local land use, will propose the placement of land use restrictions on the site that would prohibit or restrict soil excavation on any part of the site where contaminants are present upon completion of the remedy.

The City of Syracuse may propose to record a notation on the deed to the property, or some other instrument that is normally examined during title search, that will perpetually notify any potential purchaser of the property that contaminated media are present at the property. Additionally, a record of the contaminants, as identified in the Site Investigation, may be filed with the local zoning authority, or the authority with jurisdiction over local land use.

Facility Use Restrictions – The City of Syracuse will develop and implement facility use restrictions consistent with the presence of contaminated materials. The exact facility use restrictions will be mutually agreed upon by all concerned parties. These restrictions may consist of limited future development to include only surface structures (slab on grade) with only minimal subsurface intrusion so as not to disturb or otherwise come in contact with contaminated materials.

Sign Posting – Consideration would be given to posting a sufficient number of signs in the vicinity of the portions of the site where contaminated materials remain. The exact wording on the signs will be determined during design of the remedy and will include a message

indicating that only authorized personnel are allowed to enter the area and that entry to the area may be dangerous. Signs will be readable from a distance of at least 25 feet.

Fence Construction – Consideration would be given to fence construction to restrict entry to the site. Based on the dimensions of the site property, it is estimated that approximately 2,440 linear feet of 6-foot high chain link fencing topped with barbed wire would be needed to enclose the property.

Instruction – A Soil Management Plan would be developed so future land developers will be informed of the presence and location of contaminated material on the site. They will be informed of the procedures such that future development does not disturb the areas where contaminated materials exist or disturb the integrity of the institutional controls implemented at the site.

Groundwater Monitoring - A long-term groundwater monitoring program may be developed during design of the remedy. It is anticipated that this plan will delineate a frequency of monitoring (semi-annual/annual), the specific wells to be monitored, and the specific analyses to be conducted during each monitoring event.

4.3.3 Alternative #3

Alternative #3 includes the following three components:

- 1) Excavation and offsite disposal of non-native fill material and contaminated native site soils
- 2) Installation of a stormwater detention basin
- 3) Site restoration utilizing clean bank run gravel fill materials

Details regarding these alternative components are listed below.

Excavation and Disposal of Non-native fill materials and impacted native materials

- Remove surficial concrete slabs and asphalt materials for recycling or disposal at an offsite construction/demolition materials landfill
- Excavate contaminated fill materials until non-impacted native soils are encountered
- Remove soil berms
- If necessary, contain and stage limited volumes of excavated soils on-site prior to shipment off-site
- Dewatering will occur during excavation activities. Groundwater may require pretreatment prior to discharge to public sewers
- Place contaminated soils in containers or trucks for shipment
- Transport all excavated soils from the site to a compliant landfill for disposal

Site Restoration utilizing clean fill materials

- Place clean imported fill (bank run gravel) in the areas at the site where contaminated soil has been removed

Stormwater Control Structures

- Since this remedial alternative includes the excavation of the southern (downgradient) portion of the subject property, a lined stormwater detention basin will be constructed at the subject site to reduce the amount of backfill required and to promote future site

BEARDSLEY DESIGN ASSOCIATES

Architecture, Engineering & Landscape Architecture, P.C.

S:\Projects\BDA\02850\REPORTS\@RA Report\@Final\RPT_RAR_Crossroads_Final.doc RAR_Section_1_2_REV_020617

development. This detention basin will be connected to the municipal stormwater system.

Remedial design efforts will include the preparation of plans and specifications for remedial contractor bidding. As part of these efforts, underground utilities will be identified within the mapping, plans, and specifications. The site will be prepared for the remediation activities by delineating soil/debris removal areas, exit and entry routes for personnel and equipment, soil staging areas, and decontamination zones for personnel and equipment. Soil/debris staging areas, if required, will be properly contained during the time of staging to prevent contaminant release. Dust monitoring and control measures will be implemented to protect site workers and the surrounding community from airborne contaminants.

As part of this remedial alternative, it is anticipated that a large volume of soil and/or construction/demolition debris will be generated for subsequent off-site disposal. The disposal process will consist of excavating the contaminated soil from its current location and transporting it to an appropriate off-site facility for disposal. The contaminated material will be disposed, with restrictions, without being treated. Off-site disposal facilities that will be considered include a Solid Waste Disposal Facility, a RCRA Hazardous Waste Facility, and/or a TSCA Chemical Landfill. Any facility selected will be in full compliance with their respective operating permits. The Solid Waste Disposal Facility will be a 6 NYCRR Part 360 Landfill. Acceptance of waste from the site at a 6 NYCRR Part 360 landfill will depend on the nature of the waste removed from the site. RCRA and TSCA landfills are operated in accordance with stricter regulations than a 6 NYCRR Part 360 landfill.

Excavation and earthwork will be conducted using standard construction and earth moving equipment such as backhoes, excavators, and front-end loaders. Stockpiling of soils/debris will be limited to minimize waste handling and the release of contaminated airborne particulates. If large open containers such as trailer bodies or roll-off containers are used, soils may be loaded directly to avoid the need to stage and stockpile. Transportation of contaminated soils will be conducted by tractor trailer or dump truck to the designated disposal location. Waste haulers will be licensed and in compliance with State and Federal regulations applicable to waste transportation. Manifests for each transport vehicle will be prepared to document the contaminated soil throughout its passage from the point of origin to the point of disposal.

4.3.4 Alternative #4A

Alternative #4A includes the following seven components:

- 1) Excavation and offsite disposal of the top 2 feet of surface soils
- 2) Excavation and offsite disposal of the northwestern "hot spot" to a depth of up to 4 feet or until grossly-contaminated fill/soil has been removed
- 3) Excavation of an additional 740 CY on the southwestern portion of to a depth of 4 feet
- 4) Fill northwestern excavation utilizing soils excavated from southwestern excavation, bermed soils, and limited amounts of excavated surface soils
- 5) Construction of a lined stormwater detention basin within the southwestern excavation
- 6) Establishment of a 2-foot thick bank run gravel cover over the site
- 7) Establishment of institutional controls at the subject property to prevent exposure to contaminants remaining on-site

Details regarding these alternative components are listed below.

Excavation and disposal of surficial, northwestern "hot spot", and additional southwestern soils

- Remove surficial concrete slabs and asphalt materials for disposal at an offsite construction/demolition materials landfill
- Excavate the top two feet of surficial soils for offsite disposal
- Excavate contaminant "hot spot" located on the northwestern portion of the site until grossly-contaminated fill/soil has been removed
- Excavate an additional 10, 000 SF of PAH/metals contaminated soils on the southwestern (downgradient) portion of the site to a depth of 4 feet bgs
- If necessary, contain and stage excavated soils on-site prior to shipment off-site
- Dewatering will occur during excavation activities. Groundwater may require pretreatment prior to discharge to public sewers.
- Place contaminated soils in containers or trucks for shipment
- Transport all excavated soils from the site to a compliant landfill for disposal

Partial site restoration utilizing bermed soil

- Place soils excavated from southwestern excavation, bermed soil at the subject site, and imported clean fill within the northwestern excavation to a depth of 2 feet below final grade

Gravel cover

- Install a demarcation barrier before the establishment of the gravel cover
- Establish a two-foot thick gravel cover over the site utilizing clean imported gravel and topsoil

Stormwater Control Structures

- A lined stormwater detention basin will be constructed at the subject site to reduce the amount of backfill required, promote future site development, and minimize future disturbance of contaminated site soils during future development of the property. This detention basin will be connected to the municipal stormwater system.

Institutional Controls

- Since this remedial alternative includes the containing contaminated soils at the site, limited actions will be needed to ensure maintenance and monitoring of the remedial alternative. Institutional Controls similar to those outlined in Alternative #2 will be initiated with the exception that fence construction and sign posting are not necessary under this alternative.

Remedial design efforts will include the preparation of plans and specifications for remedial contractor bidding. As part of these efforts, underground utilities will be identified within the mapping, plans, and specifications. The site will be prepared for the remediation activities by delineating soil/debris removal areas, exit and entry routes for personnel and equipment, soil staging areas, and decontamination zones for personnel and equipment. Soil/debris staging areas, if required, will be properly contained during the time of staging to prevent contaminant release. Dust monitoring and control measures will be implemented to protect site workers and the surrounding community from airborne contaminants.

As part of this remedial alternative, it is anticipated that a large volume of soil and/or construction/demolition debris will be generated for subsequent off-site disposal. The disposal process will consist of excavating the contaminated soil from its current location and transporting it to an appropriate off-site facility for disposal. The contaminated material will be disposed, with restrictions, without being treated. Off-site disposal facilities that will be considered include a Solid Waste Disposal Facility, a RCRA Hazardous Waste Facility, and/or a TSCA Chemical Landfill. Any facility selected will be in full compliance with their respective operating permits. The Solid Waste Disposal Facility will be a 6 NYCRR Part 360 Landfill. Acceptance of waste from the site at a 6 NYCRR Part 360 landfill will depend on the nature of the waste removed from the site. RCRA and TSCA landfills are operated in accordance with stricter regulations than a 6 NYCRR Part 360 landfill.

Excavation and earthwork will be conducted using standard construction and earth moving equipment such as backhoes, excavators, and front-end loaders. Stockpiling of soils/debris will be limited to minimize waste handling and the release of contaminated airborne particulates. If large open containers such as trailer bodies or roll-off containers are used, soils may be loaded directly to avoid the need to stage and stockpile. Transportation of contaminated soils will be conducted by tractor trailer or dump truck to the designated disposal location. Waste haulers will be licensed and in compliance with State and Federal regulations applicable to waste transportation. Manifests for each transport vehicle will be prepared to document the contaminated soil throughout its passage from the point of origin to the point of disposal.

4.3.5 Alternative #4B

Alternative #4B includes the seven components identified in Alternative #4A as well as the excavation and disposal of subsurface diesel stained soils located on the southwestern portion of the subject property. The diesel stained soils/fill materials are located at a depth of 6 to 10 feet bgs. Low-impacted excavated site soils, including the soil layer excavated between 2 to 6 feet bgs in the southwestern excavation, will be utilized as backfill material.

4.3.6 Alternative #4C

Alternative #4C includes the eight components identified in Alternative #4B as well as the excavation and disposal of non-native and contaminated native soils to a depth of up to 4 feet bgs, in order to remove impediments to future site development. A gravel cover 4 feet in thickness will be utilized to bring the site back to original grade. Low-impacted excavated site soils, including the 4 to 6 feet bgs soil layer removed from the southwestern excavation, will be utilized as backfill material.

4.3.7 Alternative #5

Alternative #5 includes the following six components:

- 1) Excavation and offsite disposal of the northwestern "hot spot" to a depth of 4 feet or until grossly-contaminated fill/soil has been removed
- 2) Excavation and offsite disposal of subsurface diesel stained soils located on the southwestern portion of the subject property until grossly-contaminated fill/soil has been removed
- 3) Fill excavations utilizing bermed soils, low-impacted excavated site soils, and imported clean fill
- 4) Establishment of an asphalt cover over the site

BEARDSLEY DESIGN ASSOCIATES

Architecture, Engineering & Landscape Architecture, P.C.

S:\Projects\BDA\02850\REPORTS\@RA Report\Final\RPT_RAR_Crossroads_Final.docRAR_Section_1_2_REV_020617

- 5) Construction of a lined stormwater detention basin within the excavation located on southwestern portion of the subject property, in order to control increased runoff caused by the remedial activities
- 6) Establishment of institutional controls at the subject property to prevent exposure to contaminants remaining on-site

Details regarding these alternative components are listed below.

Excavation and disposal of petroleum impacted soils

- Remove surficial concrete slabs and asphalt materials for recycling or disposal at an offsite construction/demolition materials landfill
- Excavate contaminant "hot spot" located on the northwestern portion of the site until grossly-contaminated fill/soil has been removed
- Excavate diesel stained layer located on the southwestern portion of the site until grossly-contaminated fill/soil has been removed. Since this layer is located at approximately 6-10 feet below the ground surface, PAH/metals impacted soils excavated above this layer will be utilized for backfill
- If necessary, contain and stage excavated soils on-site prior to shipment off-site
- Dewatering will occur during excavation activities. Groundwater may require pretreatment prior to discharge to public sewers.
- Place contaminated soils in containers or trucks for shipment
- Transport all excavated soils from the site to a compliant landfill for disposal

Partial site restoration utilizing bermed soil

- Place bermed soil stockpiled at the subject site and imported clean fill within excavated areas

Asphalt Cover Construction over Site Soils

- Preparation – Plans and Specifications for the construction of an asphalt cover shall be prepared. A reconnaissance of the area to be covered will be completed prior to the commencement of active field work. Oversized wood, glass, metal, and stone material shall be manually removed from the area.
- Grade Preparation – The specified area may be brought to level grade with the addition of gravel material consisting of a well-blended fine gravel. All high spots will be blended and the final contours set. A limited thickness of surface soil removal will be completed to allow space for asphalt cover construction. To reduce the potential for contaminant air emissions, grade leveling will not be completed. Prior to the addition of an intermediate buffer, the area will be rolled with a smooth (10 ton minimum) roller.
- Geotextile/Subbase Layers – Upon completing the rolling of the area, a polyester (PET) or polypropylene (PP) geotextile with a minimum weight of 3.0 oz./yard will be applied over the area with manufacturers recommended overlaps. A minimum of three to four-inches of crushed limestone sub-base course shall then be placed and compacted to serve as a stable base for the asphalt cover. PET or PP geotextile with a minimum weight of 3.0 oz./yard will then be applied over the area with manufacturers recommended overlaps.
- Bitumen Layer Application – The first layer of bitumen will consist of a three-inch layer of NYSDOT Type 1 Base Course. Prior to applying supplemental layers of bitumen, the first layer will be rolled. Rolling of the first layer of bitumen will serve to obtain a voids content of four percent or less, thus achieving a minimum permeability of less than 1.0×10^{-7} cm/sec within the bitumen-asphalt layer. A layer of one and one-half inch NYSDOT Type

BEARDSLEY DESIGN ASSOCIATES

Architecture, Engineering & Landscape Architecture, P.C.

S:\Projects\BDA\02850\REPORTS\@RA Report\@Final\RPT_RAR_Crossroads_Final.docRAR_Section_1_2_REV_020617

3 Binder Course followed by one and one-half inch top layer of NYSDOT Type 7 Top Course, consisting of NYSDOT Type 7 or 7F, will then be applied and rolled as the top asphalt layers of the cover.

- Storm Drainage and Asphalt Cover Gradation - As part of the cover application, installation of a storm drainage system will be necessary to divert precipitation and runoff waters from the site. Subsequent cover system grading will incorporate sloping of the asphalt cover to the storm drainage system. Installation of a storm drainage system and sloping of the applied asphalt cover will serve to minimize the areas in which standing precipitation or runoff water may exist, thus minimizing the potential for vertical infiltration. Given asphalt cover vertical permeabilities ranging from 1×10^{-7} cm/sec to 1×10^{-10} cm/sec, subsequent infiltration rates should be insignificant for areas in which a sloped cover is applied.
- Sealant Application - Upon allowing the asphalt seal to dry, the area would be suitable for automobile parking. To provide optimum contact with the existing pavement, a bead of liquid asphalt will be placed between the edges of the asphalt cover and the existing pavement. After a period of two years, consideration should be given to the application of an asphalt sealer over the entire span of the cover. Activities on-site which may lead to penetration or degradation of the asphalt-bitumen cover would not be recommended.

Stormwater Control Structures

- Since this remedial alternative includes significantly increasing impermeable surfaces at the subject property, stormwater control structures must be constructed at the subject site. A lined stormwater detention basin will be constructed on the southwestern portion of the site at the location of the petroleum stained layer excavation. This retention basin will be connected to the municipal stormwater system.

Institutional Controls

- Since this remedial alternative includes the containing contaminated soils at the site, limited actions will be needed to ensure maintenance and monitoring of the remedial alternative. Institutional Controls similar to those outlined in Alternative #2 will be initiated with the exception that fence construction and sign posting are not necessary under this alternative.

Remedial design efforts will include the preparation of plans and specifications for remedial contractor bidding. As part of these efforts, underground utilities will be identified within the mapping, plans, and specifications. The site will be prepared for the remediation activities by delineating soil/debris removal areas, exit and entry routes for personnel and equipment, soil staging areas, and decontamination zones for personnel and equipment. Soil/debris staging areas, if required, will be properly contained during the time of staging to prevent contaminant release. Dust monitoring and control measures will be implemented to protect site workers and the surrounding community from airborne contaminants.

As part of this remedial alternative, it is anticipated that a large volume of soil and/or construction/demolition debris will be generated for subsequent off-site disposal. The disposal process will consist of excavating the contaminated soil from its current location and transporting it to an appropriate off-site facility for disposal. The contaminated material will be disposed, with restrictions, without being treated. Off-site disposal facilities that will be considered include a Solid Waste Disposal Facility, a RCRA Hazardous Waste Facility, and/or a TSCA Chemical Landfill. Any facility selected will be in full compliance with their respective operating permits. The Solid Waste

BEARDSLEY DESIGN ASSOCIATES

Architecture, Engineering & Landscape Architecture, P.C.

S:\Projects\BDA\02850\REPORTS\@RA Report\Final\RPT_RAR_Crossroads_Final.docRAR_Section_1_2_REV_020617

Disposal Facility will be a 6 NYCRR Part 360 Landfill. Acceptance of waste from the site at a 6 NYCRR Part 360 landfill will depend on the nature of the waste removed from the site. RCRA and TSCA landfills are operated in accordance with stricter regulations than a 6 NYCRR Part 360 landfill.

Excavation and earthwork will be conducted using standard construction and earth moving equipment such as backhoes, excavators, and front-end loaders. Stockpiling of soils/debris will be limited to minimize waste handling and the release of contaminated airborne particulates. If large open containers such as trailer bodies or roll-off containers are used, soils may be loaded directly to avoid the need to stage and stockpile. Transportation of contaminated soils will be conducted by tractor trailer or dump truck to the designated disposal location. Waste haulers will be licensed and in compliance with State and Federal regulations applicable to waste transportation. Manifests for each transport vehicle will be prepared to document the contaminated soil throughout its passage from the point of origin to the point of disposal.

5.0 DETAILED ANALYSIS OF ALTERNATIVES

5.1 Introduction

The purpose of this detailed analysis of alternatives is to analyze and present relevant information needed to select a site remedial alternative. The methodology utilized herein is in accordance with the Revised May 15, 1990 Technical and Administrative Guidance Memorandum (TAGM) HWR-90-4030 for the Selection of Remedial Actions at Inactive Hazardous Waste Sites. During the detailed analysis, each alternative is assessed against the seven evaluation criteria described in this section.

The specific requirements that must be addressed in the RA Report are as follows:

- Be protective of human health and the environment
- Attain New York State Standards, Criteria and Guidelines (SCGs)
- Satisfy the preference for treatment that significantly and permanently reduces toxicity, mobility, or volume of hazardous wastes as a principal element
- Be cost-effective

Seven evaluation criteria have been developed to address the requirements and considerations listed above. These evaluation criteria serve as the basis for conducting the detailed analyses and for subsequently selecting an appropriate remedial action. The evaluation criteria are:

1. Compliance with SCGs
2. Short-term impacts and effectiveness
3. Long-term effectiveness and performance
4. Reduction of toxicity, mobility, or volume
5. Implementability
6. Overall protection of human health and the environment
7. Cost

The detailed analysis of alternatives follows the development and screening of alternatives and precedes the actual selection of a remedy. The evaluations conducted herein build on the previous evaluations completed. The results of the detailed analysis serve to document the evaluation of alternatives and provide the basis and rationale for a remedy selection. The seven evaluation criteria

listed encompass technical, cost, and institutional considerations, in addition to compliance with specific statutory requirements.

The level of detail necessary to analyze each alternative against these evaluation criteria has been based on the type of technologies and alternatives being evaluated considering the complexity of the site and other project-specific considerations. The analysis has been conducted in sufficient detail such that decision-makers can understand the significant aspects of each alternative and any uncertainties associated with their evaluation.

Each of the seven evaluation criteria has been further divided into specific factors to allow a thorough analysis of the alternatives. These factors are shown for each of the alternatives and discussed in the following sections. The purpose of this section is to provide a quantitative basis to evaluate each alternative with respect to the listed factors. The weight for each factor and criteria is also noted in the following section.

5.1.1 Compliance with Applicable New York State Standards, Criteria and Guidelines (SCGs) (Relative Weight: 10)

This evaluation criterion is used to determine how each alternative complies with applicable or relevant and appropriate New York State Standards, Criteria and Guidelines (SCGs). There are three general categories of SCGs: chemical-, location-, and action-specific. The detailed analysis has summarized which requirements are applicable or relevant and appropriate for each alternative and describes the requirements. The following has been addressed for each alternative under the detailed analysis of SCGs:

- Compliance with chemical-specific SCGs.
- Compliance with action-specific SCGs.
- Compliance with location-specific SCGs.

The final determination of which requirements are applicable or relevant and appropriate will be made by the DEC in consultation with the DOH. If an alternative complies with all SCGs, it has been assigned a full score of 10. If an alternative complies with none of the above-mentioned three specific aspects of the SCGs, it has received a score of 0.

5.1.2 Short-Term Impacts and Effectiveness (Relative Weight: 10)

This evaluation criterion assesses the effects of the alternative during the construction and implementation phase until remedial response objectives are met. Under this criterion, alternatives have been evaluated with respect to their effects on human health and the environment during implementation of the remedial action. The following factors of this analysis criterion are addressed for each alternative.

- Protection of the community during remedial actions - This aspect of short-term effectiveness addresses any risk that results from implementation of the proposed remedial action, such as dust from excavation activities.
- Environmental impacts - This factor addresses the potential of adverse environmental impacts that may result from the implementation of an alternative and evaluates how effective available mitigation measures would be in preventing or reducing the impacts.

- Time until remedial response objectives are achieved - This factor includes an estimate of the time required to achieve protection for either the entire site or individual elements associated with specific site areas or threats.
- Protection of workers during remedial actions - This factor assesses threats that may be posed to workers and the effectiveness and reliability of protective measures that could be taken.

5.1.3 Long-Term Effectiveness and Performance (Relative Weight: 15)

This evaluation criterion addresses the results of a remedial action in terms of its performance and quantity/nature of waste or residual remaining at the site after response objectives have been met. The primary focus of this evaluation is the extent and effectiveness of the controls that may be required to manage the waste or residual remaining at the site, and operation and maintenance necessary for the remedy to remain effective. The following components of the criterion have been addressed for each alternative:

- Permanence of the remedial alternative.
- Magnitude of remaining risk - The potential remaining risk may be expressed quantitatively as cancer risk levels, or margins of safety over NOELs for non-carcinogenic effects, or by the volume or concentration of contaminants in waste, media, or treatment residuals remaining at the site. The characteristics of the residuals that should be considered, to the degree that they remain hazardous, taking into account their toxicity, mobility, and propensity to bio-accumulate.
- Adequacy of controls - This factor assesses the adequacy and suitability of control, if any, that are used to manage treatment residuals or untreated wastes that remain at the site. It includes an assessment of containment systems and institutional controls to determine if they are sufficient to ensure that exposure to human and environmental receptors is within protective levels.
- Reliability of controls - This factor assesses the long-term reliability of management controls for providing continued protection from residuals. It includes the assessment of the potential need to replace components of the alternative, such as: a cap; the potential exposure pathway; and the risks posed, should the remedial action need replacement.

5.1.4 Reduction of Toxicity, Mobility and Volume (Relative Weight: 15)

This evaluation criterion assesses the remedial alternative's use of treatment technologies that permanently and significantly reduce toxicity, mobility, or volume of the hazardous wastes as their principal element. This evaluation focuses on the following specific factors for a particular remedial alternative:

- The amount of hazardous materials or contaminants that will be destroyed or treated, including how the principal threat(s) will be addressed.
- The degree of expected reduction in toxicity, mobility, or volume measured as a percentage of reduction (or order of magnitude).
- The degree to which the treatment will be irreversible.
- The type and quantity of treatment residuals that will remain following treatment.

5.1.5 Implementability (Relative Weight: 15)

The implementability criterion addresses the technical and administrative feasibility of implementing an alternative and the availability of various services and materials required during its implementation. This criterion involves analysis of the following factors:

Technical Feasibility

- Construction and operation - This relates to the technical difficulties and unknowns associated with the ability to construct the alternative.
- Reliability of technology - This focuses on the ability of a technology to meet specified process efficiencies or performance goals and the likelihood that technical problems will lead to schedule delays.
- Ease of undertaking additional remedial action - This includes a discussion of what, if any, future remedial actions may need to be undertaken and how difficult it would be to implement such additional actions.
- Monitoring considerations - This addresses the ability to monitor the effectiveness of the remedy and includes an evaluation of the risks of exposure should monitoring be insufficient to detect a system failure.

Administrative Feasibility

- This criterion addresses the required extent of coordination with other agencies.

Availability of Service and Materials

- Availability of adequate off-site treatment, storage capacity, and disposal services.
- Availability of necessary equipment, specialists, and skilled operators and provisions to ensure any necessary additional resources.
- Availability of services and materials, plus the potential for obtaining competitive bids, which may be particularly important for alternative remedial technologies.

Of the total weight of 15, the technical feasibility shall receive a maximum score of 10 while administrative feasibility and availability of services and materials shall be assigned a combined maximum score of 5.

5.1.6 Cost (Relative Weight: 15)

The application of cost estimates to evaluation of alternatives is discussed in the following paragraphs.

Capital Costs - Capital costs consist of direct (construction) and indirect (non-construction and overhead) costs and are based on 2005 rates. Direct costs include expenditures for the equipment, labor, and materials necessary to install remedial actions. Indirect costs include expenditures for engineering and other services that are not part of actual installation activities but are required to complete the installation of remedial alternatives. Capital costs that must be incurred in the future as part of the remedial action alternative are identified and noted for the years in which they will occur.

Direct capital costs may include the following:

- Survey costs - Expenses associated with delineating the site for remediation. Cost estimates were calculated using historical site cost data provided by Bryant Associates.
- Mobilization/demobilization - Costs of materials, labor (including fringe benefits and workers' compensation), and equipment required to install a remedial action. Also includes costs of construction trailer rentals and utilities. Cost estimates were calculated using estimates provided by Marcor Remediation Inc. of Rochester, New York.
- Air monitoring - Costs of monitoring the air quality at the site during remediation operations for site worker and community safety. Costs estimates were taken from contractor information.
- Excavation - Costs of removing contaminated soils and residues from the site for treatment or disposal alternatives. Cost estimates were provided by Marcor Remediation Inc. of Rochester, New York.
- Stockpile and maintenance - Costs of staging contaminated materials that have been excavated from the site. Cost estimates were provided by Marcor Remediation Inc. of Rochester, New York.
- Loading - Costs of loading contaminated materials that have been excavated from the site into vehicles or containers for transport from the site. Cost estimates were provided by Marcor Remediation Inc. of Rochester, New York.
- Transportation - Costs of transporting contaminated materials such as soils and residues from the site to a landfill or incineration facility. Cost estimates were provided by Marcor Remediation Inc. of Rochester, New York.
- Landfill costs - Costs of disposing of contaminated materials that have been removed from the site, including soils and residues. Cost estimates were provided by Marcor Remediation Inc. of Rochester, New York.
- Site restoration - Costs of placing clean fill, backfilling and compaction, and seeding areas at the site where soil excavation has taken place. Cost estimates were calculated using Means Cost Data reports supplemented with a 10 percent increase for hazardous waste site work.

Indirect capital costs may include:

- Engineering fees - Costs of administration, design, construction supervision, drafting, and treatability testing.
- Legal fees - Administrative and technical costs necessary for contract, license, permit, and liability review. Estimates were provided by Hiscock & Barclay, LLP.
- Bonds and insurance - Costs were calculated using Means Cost Data estimates and contractor-supplied information
- Permits - Costs were calculated using Means Cost Data estimates and information supplied by Onondaga County Department of Water Environment Protection

Operation and Maintenance Costs - Annual post-construction costs necessary to maintain the continued effectiveness of the asphalt cover option. The following annual cost components were considered:

- Annual maintenance - Costs for labor, parts, and other resources required for routine annual maintenance.
- Administrative costs - Costs associated with the administration of maintenance operations.

BEARDSLEY DESIGN ASSOCIATES

Architecture, Engineering & Landscape Architecture, P.C.

S:\Projects\BDA\02850\REPORTS\@RA Report\@Final\RPT_RAR_Crossroads_Final.docRAR_Section_1_2_REV_020617

- Costs of periodic site reviews - Costs for periodic site reviews (to be conducted every five years) if a remedial action leaves any hazardous substances, pollutants, or contaminants at the site.

Future Capital Costs - Future maintenance costs for remedial actions such as an asphalt pavement cover would include repair/replacement of the cover after 25 years (expected useful life), and periodic sealant application over the asphalt cover.

Cost of Future Land Use - Any remedial action that leaves contaminants at a site may affect future land use and perhaps groundwater use. Restricted access or use of such sites will result in loss of business activities, residential development, and taxes to the local, State and Federal governments. During the remedial alternatives assessment, potential future land use of the site should be considered. Based on this potential land use, economic loss attributable to such use should be calculated and included as a cost of the remedial alternative. In addition, the continuing presence of contaminants at the site, even though remediated, may have a negative effect on surrounding property values. This loss in value should also be considered as a cost of the remedial program developed for the site.

Cost of restricted future land use should be determined for sites only when such cost is deemed appropriate and significant. When cost of land surrounding a contaminated site is determined to be significant in relation to the cost of a remedial alternative, then cost of restricted future land use as described above should be determined for inclusion in the present worth analysis of the remedial alternative. Economic loss due to the future land use should be derived based on comparison with a neighboring community not affected by site contaminants.

Accuracy of Cost Estimates - Costs estimate information was gathered from a number of different sources, including: construction contractors, remedial cleanup companies, environmental service companies, and Means Cost Data estimates. Cost estimates were developed using information from the Site Investigation and should be accurate within 50 percent.

Present Worth Analysis - A present worth analysis was used to evaluate expenditures that occurred over different time periods by discounting all future costs to a common base date of November 1, 2005. This allows the cost of remedial action alternatives to be compared on the basis of a single figure representing the amount of money that, if invested in the base year and disbursed as needed, would be sufficient to cover costs associated with the remedial action over its planned life. Present worth analyses were performed for the various alternatives using an interest rate of 3.47 percent for a period of 30 years (U.S. Treasury Department - Daily Treasury Long-Term Interest Rates, December 2, 2008, www.treas.gov).

5.1.7 Overall Protection of Human Health and the Environment (Relative Weight: 20)

This evaluation criterion provides a final check to assess whether each alternative meets the requirement that it is protective of human health and the environment. The overall assessment of protection is based on a composite of factors assessed under other evaluation criteria, including long-term effectiveness and performance, short-term effectiveness, and compliance with SCGs. Evaluation of the overall protectiveness of an alternative during the SI/RA focuses on how a specific alternative achieves protection over time and how site risks are reduced. The analysis indicates how each source of contamination is to be eliminated, reduced, or controlled for each alternative.

5.1.8 Presentation of Individual Analysis

The analysis of individual alternatives against the seven criteria is presented in the RA report as a narrative discussion accompanied by a summary table. This information will be used to compare the alternatives and support a subsequent analysis of the alternatives made by the decision-maker in the remedy selection process. The narrative discussion for each alternative provides (1) a description of the alternative and (2) a discussion of the individual criteria assessment. The alternative description provides data on technology components (use of innovative technologies should be identified), quantities of hazardous materials handled, time required for implementation, process sizing, implementation requirements, and assumptions. These descriptions will also serve as the basis for selecting the SCGs. Therefore, the key SCGs for each alternative are identified and integrated into these discussions. The narrative discussion presents the assessment of the alternative against each of the seven criteria. This discussion focuses on how, and to what extent, the various factors within each of the seven criteria are addressed.

5.1.9 Comparative Analysis of Alternatives

Once the alternatives have been individually assessed against the seven criteria, a comparative analysis should be conducted to evaluate the relative performance of each alternative in relation to each specific evaluation criterion. This analysis is in contrast to the preceding analysis in which each alternative was analyzed independently without the consideration of interrelationships between alternatives. The purpose of this comparative analysis is to identify the advantages and disadvantages of each alternative relative to one another so that the key trade-offs can be identified.

The first five criteria (short-term effectiveness; long-term effectiveness and permanence; reduction of toxicity, mobility, and volume; implementability; and cost) will generally require more discussion than the remaining criteria because the key trade-offs or concerns among alternatives will most frequently relate to one or more of these five criteria. The overall protectiveness and compliance with SCGs criteria will generally serve as threshold determinations, in that they either will or will not be met. Community preference will not be evaluated because such information is frequently not available until the SI/RA report and proposed remedial action plan have been received, and a final remedy selection decision is being made.

5.1.10 Presentation of Comparative Analysis

The comparative analysis includes a narrative discussion describing the strengths and weaknesses of the alternatives relative to one another with respect to each criterion, and how reasonable variations of key uncertainties could change the expectations of their relative performance. If destruction and treatment technologies are being considered, their potential advantages in cost or performance and the degree of uncertainty in their expected performance (as compared with conventional/isolation technologies) are also discussed. The comparative analysis summarizes the total sizing for each alternative.

The presentation of differences between alternatives can be measured either qualitatively or quantitatively, as appropriate, and should identify substantive differences (e.g. - greater short-term effectiveness concerns, greater cost, etc.) between alternatives, differences in total scores, etc. Quantitative information that was used to assess the alternatives (e.g. - levels of residual contamination) is included in these discussions. The Final SI/RA or the Proposed Remedial Action Plan (PRAP) should present the remedial alternative recommended for the site and clear rationale for the recommendations.

5.1.11 Community Assessment

This assessment incorporates public comment into the selection of a remedy. The NYSDEC will solicit public comments on the remedial alternatives and the recommended remedial alternative.

5.2 Detailed Analysis of Alternative #1: No-Action

5.2.1 General

Under the No-Action Alternative, the present conditions at the site would continue into the future. Property trespassers could access the site from one or more sides and the potential for contact with site contaminants would exist.

5.2.2 Compliance with Applicable or Relevant and Appropriate New York State Standards, Criteria and Guidelines

The Standards, Criteria and Guidelines (SCGs) pertaining to this alternative are summarized in Table 1-1.

5.2.3 Short Term Effectiveness

Protection of Community/Site Personnel During Remedial Action

The No-Action Alternative does not incorporate the completion of remedial actions. Although additional human exposure risks resulting from the on-site completion of soil remediation activities would not occur, the risks associated with exposure to existing site contaminants would persist.

Environmental Impacts During Remedial Action

As the No-Action Alternative does not incorporate the completion of remedial construction activities, adverse environmental impacts originating from such activities would not occur.

Timetable for Achieving Remedial Objectives

As the No-Action Alternative does not incorporate the completion of remedial activities, a timetable for achieving the objective of No-Action is not applicable.

Protection of Workers During Remedial Actions

As the No-Action Alternative does not incorporate remedial construction, the need for remedial contractor-worker protection is not applicable.

5.2.4 Long-Term Effectiveness and Permanence

Remedial Permanence

The No-Action alternative will not provide remedial permanence.

Quantity and Nature of Wastes Remaining On-Site After Remediation

Under the No-Action/Limited Action Alternative, remediation of site specific soil contamination would not be completed. Identified surface and subsurface soil contamination, including elevated concentrations of metals, VOCs, and PAHs, would remain unchanged upon implementation of this alternative. A listing of the contaminant specific soil concentrations and volumes which would remain on-site and unremediated under this alternative are included in the following Table.

**Quantity and Nature of Contaminated Media
Remaining On-Site After Remediation
ALTERNATIVE #1**

Groundwater impacts would be limited to site-wide metals contamination and a layer of LNAPL within groundwater monitoring well MW-5-03 (currently 0.1 feet thick) that is currently being addressed as an interim remedial measure.

Petroleum "Hot Spot" Soils – Northwestern portion of site

- Surface Soil Volume (51,125 SF at 0 to 2 feet bgs) = 3788 CY
 - Subsurface Soil Volume (38,426 SF at 2 to 4 feet bgs) = 2848 CY
- SUBTOTAL: 6,636 CY

Diesel Stained Soils – Southwestern portion of site

- Surface Soil Volume (57,525 SF at 0 to 2 feet bgs) = 4,261 CY
 - Subsurface Soil Volume - PAH (57,525 SF at 2 to 6.5 feet bgs) = 9,587 CY
 - Subsurface Soil Volume - Diesel (47,597 SF at 6.5 to 10 feet bgs) = 6,170 CY
- SUBTOTAL: 20,018 CY

PAH/Metals Impacted Soils – Sitewide (excluding Petroleum "Hot Spot" and Diesel Stained Soils)

- Surface Soil Volume (193,548 SF at 0 to 2 feet bgs) = 14,337 CY
 - Subsurface Soil Volume - (180,930 SF at 2 to 4 feet bgs) = 13,402 CY
 - Subsurface Soil Volume - (54,660 SF at 4 to 6 feet bgs) = 4,048 CY
- SUBTOTAL: 31,767 CY

Bermed Soils – Extend along northwestern property border and bisect site

- Soil Volume = 1,850 CY

TOTAL VOLUME OF CONTAMINATED MEDIA = 60,291 CY

Long Term Reliability and Adequacy of Remedy

The concept of alternative reliability and adequacy does not apply under the No-Action alternative.

Long Term Monitoring/Maintenance

Under the No-Action alternative, no remedial monitoring or maintenance will be completed.

5.2.5 Reduction of Mobility, Toxicity or Volume

Volume of Waste Reduction

The volumes of on-site contaminated soil that have been identified will remain unchanged for the No-Action alternative.

Degree of Expected Waste Reduction

Under the No-Action alternative, there will be no reduction in the volume of on-site contaminated soils/media.

Irreversibility of the Remedy

The concept of remedial irreversibility does not apply under the No-Action alternative.

5.2.6 Implementability

Technical Feasibility

Under the No-Action alternative, remedial activities incorporating innovative technologies will not be completed. Implementation of the No-Action alternative will maintain site conditions as they presently exist.

Administrative Feasibility

Under the No-Action alternative, no remedial activities, monitoring, or maintenance will be completed; and as such, no administrative correspondence will be necessary.

Availability of Personnel and Materials

Technology specific personnel and materials are not required for the No-Action alternative.

5.2.7 Protection of Human Health and the Environment

Future Site Use

Although the future use of the site is presently unknown, the City would prefer to develop the site for commercial or industrial use. Existing concrete slabs, ungraded asphalt, and soil berms would hinder development of the site.

Protection of Human Health After Remediation

The No-Action Alternative does not incorporate the completion of remedial actions. Although additional human exposure risks resulting from the on-site completion of soil remediation activities would not occur, the risks associated with exposure to existing site contaminants would persist.

Magnitude of Risks After Remediation

As the No-Action Alternative does not incorporate the remediation of site contaminants, the magnitude of risks associated with the No-Action Alternative would be equal to those risks associated with existing contaminant (petroleum, metals, and PAH) exposure.

5.2.8 Cost

Other than legal fees associated with alternative implementation, no costs are anticipated for the No-Action Alternative.

5.3 Detailed Analysis of Alternative #2: Limited Actions

5.3.1 General

The limited action alternative consists of combining institutional control technologies into an alternative which may be implemented as the sole remedy, or it may be used to supplement other remedial alternatives. The goal of the limited action alternative is to provide protection of human health by implementing a limited action primarily consisting of procedural activities. The limited action alternative does not specifically address waste areas with a specific remedial action.

5.3.2 Compliance with Applicable or Relevant and Appropriate New York State Standards, Criteria and Guidelines

The Standards, Criteria and Guidelines (SCGs) pertaining to this alternative are summarized in Table 1-2.

5.3.3 Short Term Effectiveness

Protection of Community/Site Personnel During Remedial Action

The Limited Action alternative does not incorporate the completion of remedial actions. Although additional human exposure risks resulting from the on-site completion of soil remediation activities would not occur, the risks associated with exposure to existing site contaminants would persist. The goal of the Limited Action alternative is to provide protection of human health by implementing a limited action consisting of one or a combination of the following components: land use restrictions, facility use restrictions, sign posting, fence installation, and groundwater monitoring.

Environmental Impacts During Remedial Action

As the Limited Action alternative does not incorporate the completion of remedial construction activities, other than sign posting, fence installation, or groundwater monitoring, significant adverse environmental impacts originating from such activities would not be expected to occur.

Timetable for Achieving Remedial Objectives

As the Limited Action Alternative does not incorporate the completion of detailed remedial activities, a respective timetable for achieving limited actions would be equal to the time necessary to complete any or a combination of the limited action components, which is estimated to range from several weeks to 6 months from the date of component implementation.

Protection of Workers During Remedial Actions

As part of the qualifications for the completing limited action tasks (such as sign posting, fence installation, or groundwater monitoring well installation), contractors performing remedial activities at the site shall demonstrate compliance with 29 CFR 1910.120. A project specific Remedial Action Health and Safety Plan shall be prepared by a Certified Industrial Hygienist prior to the initiation of remedial cleanup activities. During remedial site activities, workers within the immediate vicinity of petroleum, metals, or PAH soil contamination shall be equipped with personal protection equipment to prevent exposure to the contaminants of concern. A project health and safety officer will be present on-site during the completion of remedial cleanup activities.

5.3.4 Long-Term Effectiveness and Permanence

Remedial Permanence

The Limited Action alternative will provide for the protection of human health by implementing land and facility use restrictions, limiting site access, instruction of exposure risks, and monitoring local groundwaters for contaminant migration. Although the Limited Action Alternative is not considered a permanent remedy by the NYSDEC, the incorporation of limited actions with other active remedial alternatives may be useful.

BEARDSLEY DESIGN ASSOCIATES

Architecture, Engineering & Landscape Architecture, P.C.

S:\Projects\BDA\02850\REPORTS\@RA Report\Final\RPT_RAR_Crossroads_Final.doc RAR_Section_1_2_REV_020617

Quantity and Nature of Wastes Remaining On-Site After Remediation

Under the Limited Action Alternative, remediation of site specific soil contamination would not be completed. Identified surficial and subsurface soil contamination, including elevated concentrations of metals, VOCs, and PAHs, would remain unchanged upon implementation of this alternative. A listing of the contaminant specific soil concentrations and volumes, which would remain on-site and unremediated under this alternative, is included in the following Table.

**Quantity and Nature of Contaminated Media
Remaining On-Site After Remediation
ALTERNATIVE #2**

Groundwater impacts would be limited to site-wide metals contamination and a layer of LNAPL within groundwater monitoring well MW-5-03 (currently 0.1 feet thick) that is currently being addressed as an interim remedial measure.

Petroleum "Hot Spot" Soils – Northwestern portion of site

- Surface Soil Volume (51,125 SF at 0 to 2 feet bgs) = 3788 CY
 - Subsurface Soil Volume (38,426 SF at 2 to 4 feet bgs) = 2848 CY
- SUBTOTAL: 6,636 CY

Diesel Stained Soils – Southwestern portion of site

- Surface Soil Volume (57,525 SF at 0 to 2 feet bgs) = 4,261 CY
 - Subsurface Soil Volume - PAH (57,525 SF at 2 to 6.5 feet bgs) = 9,587 CY
 - Subsurface Soil Volume - Diesel (47,597 SF at 6.5 to 10 feet bgs) = 6,170 CY
- SUBTOTAL: 20,018 CY

PAH/Metals Impacted Soils – Sitewide (excluding Petroleum "Hot Spot" and Diesel Stained Soils)

- Surface Soil Volume (193,548 SF at 0 to 2 feet bgs) = 14,337 CY
 - Subsurface Soil Volume - (180,930 SF at 2 to 4 feet bgs) = 13,402 CY
 - Subsurface Soil Volume - (54,660 SF at 4 to 6 feet bgs) = 4,048 CY
- SUBTOTAL: 31,767 CY

Bermed Soils – Extend along northwestern property border and bisect site

- Soil Volume = 1,850 CY

TOTAL VOLUME OF CONTAMINATED MEDIA = 60,291 CY

Long Term Reliability and Adequacy of Remedy

Components included within the Limited Action alternative have been shown to be a reliable and adequate means of restricting site usage and access, instituting contaminant awareness, and monitoring the migration status of contaminants.

Long Term Monitoring/Maintenance

Under the Limited Action alternative, long-term groundwater monitoring would be implemented to maintain the protection of on-site and off-site human health.

5.3.5 Reduction of Mobility, Toxicity or Volume

Volume of Waste Reduction

The volumes of on-site contaminated media that have been identified will remain unchanged under the Limited Action alternative.

Degree of Expected Waste Reduction

Under the Limited Action alternative, there will be no reduction in the volume of on-site contaminated soils.

Irreversibility of the Remedy

The concept of remedial irreversibility does not apply under the Limited Action alternative.

5.3.6 Implementability

Technical Feasibility

Under the Limited Action alternative, one or a combination of non-technical limited action components would be completed to limit site access, limit site usability, and monitor for the potential migration of on-site contaminants. The completion of limited action tasks (including restricting land and site usage, installation of site perimeter fencing, and groundwater monitoring) can be accomplished in a relatively short time frame with few technical difficulties, delays or problems.

Administrative Feasibility

Under the Limited Action alternative, a minimal degree of administrative communication including the completion of status reports and annual monitoring reports may be necessary to maintain appropriate correspondence.

Availability of Personnel and Materials

Personnel required for the completion of the Limited Action alternative components include legal counsel, OSHA instruction personnel, construction contractors, subsurface drilling contractors, and engineering and analytical testing consultants. Personnel capable of performing the tasks associated with the Limited Action alternative components are readily available and minimal technical specialists will be required. More than one vendor will be available to provide a competitive bid for the Limited Action components tasks. The labor and materials required to complete any of the Limited Action tasks are locally and readily available.

5.3.7 Protection of Human Health and the Environment

Future Site Use

Although the future use of the site is presently unknown, the City would prefer to develop the site for commercial or industrial use. Use of the site would require conformance to land use restrictions established to prevent public exposure to, and uncontrolled release of site contaminants. The following deed and future use restrictions should be established to be protective of human health:

- If future excavation or subsurface activities are performed on the subject property (ex - install or repair facilities/utilities, future construction, etc.), workers must conduct such activities using a safety, health, and emergency response plan approved by the

BEARDSLEY DESIGN ASSOCIATES

Architecture, Engineering & Landscape Architecture, P.C.

S:\Projects\BDA\02850\REPORTS\@RA Report\@Final\RPT_RAR_Crossroads_Final.docRAR_Section_1_2_REV_020617

NYSDEC, which discusses the existing site conditions and appropriate personal protective equipment.

- For all future development, remaining impacted soils should be removed and disposed off site in accordance with an approved work plan and health and safety plan, or the building should be constructed with a soil vapor intrusion mitigation measure (ex - vapor barrier and sub-slab depressurization system).
- No crops or gardens can be grown on the subject property for the purpose of human consumption.
- Groundwater can not be used for irrigation purposes.
- All water lines leading to buildings on the subject property will permanently remain connected to the municipal (public) water supply.

Protection of Human Health and Environment After Remediation

Upon excavation and disposal of the grossly impacted soils, and the construction of the asphalt cap, the risks associated with direct exposure to these soils by community residents, trespassers, or future occupants will be greatly reduced. The excavation and disposal of contaminated soils and the construction of the asphalt cover will additionally serve to minimize the contaminant exposure potential to wildlife that may stray onto the site.

Magnitude of Risks After Remediation

Future site development will require careful planning to prevent the release of contaminants isolated under the asphalt cover.

Protection of Human Health After Remediation

The Limited Action alternative does not incorporate the completion of remedial actions. Although additional human exposure risks resulting from the on-site completion of soil remediation activities would not occur, the risks associated with exposure to existing site contaminants would persist. The goal of the Limited Action alternative is to provide protection of human health by implementing a limited action consisting of one or a combination of the following: land use restrictions, facility use restrictions, sign posting, perimeter fence installation, and groundwater monitoring.

Magnitude of Risks After Remediation

As the Limited Action alternative does not incorporate the remediation of site contaminants, the magnitude of risks associated with the Limited Action Alternative would be equal to those risks associated with existing contaminant (petroleum, metals, and PAH) exposure.

5.3.8 Cost

As a conservative estimate, the maximum costs associated with land/facility use restrictions, sign posting, and perimeter fence installation, will be utilized as the minimum total costs for the Limited Action Alternative. The general costs for the various components within the Limited Action Alternative are listed as follows:

Land Use Restrictions

The costs associated with the application of land use restriction primarily incorporate attorney fees associated with the implementation of site deed restrictions, and filing a record of notation with the local zoning authority. Time and cost estimates for this Limited Action subcomponent range from 10 to 20 hours, at rates of \$ 150.00 per hour, with totals ranging from \$1,500 to \$3,000.

Sign Posting

Average costs for the construction and the posting of signs (at 65 foot intervals surrounding the site), which reveal site hazards to the adjacent community are as follows.

<u>Item</u>	<u>Unit Price</u>	<u>Units</u>	<u>Cost</u>
Stock 24"x 24" Aluminum Reflecting, High Intensity Signs, Posted on Fence	\$ 100 ea.	37	\$ 3,700

Fence Installation

Installation of a new site fence will serve to restrict entry to the site (see Figure 2). The cost to implement fence installation for the site is listed in the following table.

<u>Item</u>	<u>Unit Price</u>	<u>Units</u>	<u>Cost</u>
Chain Link Fence (6-foot, barbed wire) including installation	\$ 50	2,440 LF	\$122,000
Gate including installation	\$ 2,500	2 gates	\$ 5,000

Groundwater Monitoring

The Groundwater Monitoring Limited Action component may be incorporated as a complementary task. A groundwater monitoring program proximate to contaminated soils that have been contained on-site would serve to provide detection of potential contaminant migration proximate to the soils of concern. The preferred Limited Action groundwater monitoring scenario includes annual monitoring of the six existing groundwater monitoring wells for VOCs, SVOCs, and metals.

The annual costs and present worth costs over a 30-year period associated with the groundwater sampling, groundwater analysis, and data interpretation incorporated within this groundwater monitoring scenario is included in the following Table.

Summary of Annual Groundwater Monitoring Tasks and Estimated Costs

<u>Task</u>	<u>Estimated Cost</u>
Sampling (12 hours @ \$90/hr)	\$ 1,080
Lab Analysis/Data Validation (6 samples @ \$743/sample)	\$ 4,450
Reporting (18 hours @ \$90/hr)	\$ 1,620
Total Annual Costs	\$ 7,150
Annual Monitoring (Present Worth, 30 years at 3.47%)	\$ 132,000

The total costs for implementation of the previously listed limited action tasks are estimated as follows:

<u>Item</u>	<u>Estimated Cost</u>
Land Use Restrictions	\$ 3,000
Sign Posting	\$ 3,700
Fence and Gate Installation	\$ 127,000
Annual Groundwater Monitoring (Present Worth)	\$ 132,000
Total Cost - Limited Actions	\$ 265,700

5.4 Detailed Analysis of Alternative #3

5.4.1 General

Alternative #3 includes the following three components:

- 1) Excavation and offsite disposal of non-native fill material and contaminated native site soils
- 2) Installation of a stormwater detention basin
- 3) Site restoration utilizing clean fill materials

The depth of the excavation will range from 2 to 10 feet and will include the removal and offsite disposal of the bermed soils at the site (see Figure 3).

5.4.2 Compliance with Applicable or Relevant and Appropriate New York State Standards, Criteria and Guidelines

The Standards, Criteria and Guidelines (SCGs) pertaining to this alternative are summarized in Table 1-3.

5.4.3 Short-Term Effectiveness

Protection of Community During Remedial Action

For this alternative, on-site remedial tasks will include asphalt removal and recycling/disposal, concrete slab removal and disposal, soil excavation, and dewatering during excavations. The completion of these on-site tasks will result in the disturbance of soils, and the potential creation of contaminated airborne particulates. To suppress the potential for airborne particulate contaminant migration, dust control measures such as calcium chloride or water application will be utilized to maintain elevated moisture contents within surface soils, thus inhibiting airborne transport. Periodic air testing will also be performed in an effort to monitor the air quality during the most intrusive on-site remedial activities.

Excavated impacted soils will be placed on polyethylene sheeting within the box of the dump trucks and covered with a tarp during transport. Prior to departure of loaded trucks from the site, the truck tires and undercarriage will be inspected for the presence of incidental gross contamination. If present, the gross contamination on the truck will be washed off using a pressure washer over a decontamination pad lined with polyethylene sheeting. This is necessary to protect the health of the general public from dispersion of contaminants during transport (i.e., leaking out or blowing out of truck beds).

Environmental Impacts During Remedial Action

For this alternative, adverse impacts to the environment via groundwater or surface water during on-site remedial actions are not expected. To suppress the potential for airborne particulate contaminant migration, dust suppressants such as calcium chloride or water will be utilized to maintain elevated moisture content within surface soils, thus reducing adverse environmental impacts to the local air quality. Periodic air testing will also be performed in an effort to monitor the air quality during on-site remedial activities. Groundwater collected during dewatering activities at the site will be stored within portable frac-tanks and subsequently disposed.

Timetable for Achieving Remedial Objectives

The time that may be required for implementation of this alternative is estimated to be approximately 60 weeks. A list of the time required to implement the primary tasks of this alternative is shown in the following Table.

Timetable Alternative #3: Complete Soil Excavation and Backfill	
Task	Time to Implement (weeks)
Design/Bidding	16
Survey (Pre-Remediation)	2
Mobilization/Demobilization	1
Site Prep/Demo Slabs and Asphalt	5
Soil excavation, disposal, and backfill*	19
Grading, detention basin, and reseeded	4
Survey (Post-Remediation)	1
Report and project close-out	12
Total	60
* assumes 2 excavators removing a total of 750 CY of soil/day and 2 bulldozers/compactors placing a total of 1,300 CY soil/day	

Protection of Workers During Remedial Actions

As part of the qualifications for remedial cleanup excavation and construction, contractors performing remedial activities shall be required to comply with OSHA regulations as contained in 29 CFR 1910.120. A project specific Remedial Cleanup Health and Safety Plan shall be prepared by a Certified Industrial Hygienist prior to the initiation of remedial cleanup activities. During remedial cleanup activities, workers within the immediate vicinity of excavations or predetermined cover areas shall be equipped with personal protection equipment applicable to the contaminants of concern. An on-site decontamination zone will be maintained for personnel and equipment decontamination during the completion of remedial tasks. A project health and safety officer will be present on-site during the completion of remedial cleanup activities. Ambient air quality monitoring shall be completed on a scheduled basis in accordance with the Remedial Cleanup Health and Safety Plan.

5.4.4 Long-Term Effectiveness and Permanence

Remedial Permanence

Under this alternative off-site disposal technologies will be utilized. In accordance with the Technical and Administrative Guidance Memorandum (TAGM) "Selection of Remedial Actions at Inactive Hazardous Waste Sites", the classification of the technology utilized within this alternative include Off-site Land Disposal.

BEARDSLEY DESIGN ASSOCIATES

Architecture, Engineering & Landscape Architecture, P.C.

S:\Projects\BDA\02850\REPORTS\@RA Report\Final\RPT_RAR_Crossroads_Final.docRAR_Section_1_2_REV_020617

Upon completing removal of contaminated site soils, the community, site personnel, and the environment will be protected from exposure to metals, VOC, and PAH contaminants.

Quantity and Nature of Wastes Remaining On-Site After Remediation

Under this alternative, remediation of all contaminated media would be completed in accordance with a contaminant specific cleanup scenario for petroleum, metals, and PAH.

Remedial Life, Reliability and Adequacy

Complete removal of contaminated site soils would provide a permanent and complete remedial solution.

Long Term Monitoring/Maintenance

Upon complete removal of contaminated site soils, no long term monitoring or maintenance would be required at the subject site.

5.4.5 Reduction of Mobility, Toxicity or Volume

Volume and Degree of Waste Reduction

Complete removal of contaminated site soils would provide a permanent and complete remedial solution.

Reduction in Mobility of the Contaminants

Complete removal of contaminated site soils would eliminate the possibility of migration of site contaminants.

5.4.6 Implementability

Technical Feasibility

The relative ability to complete this alternative is not difficult, and as such, alternative uncertainties are not expected during implementation. The equipment to be utilized for implementation of this alternative is readily available. Since conventional technological methods will be employed under this alternative, project delays resulting from technical problems are not anticipated. No future remedial actions will be anticipated upon implementation of this alternative.

Administrative Feasibility

Due to the amount of soil removed during this alternative a medium amount of coordination will be required prior to and during the completion of this alternative. At a minimum, the following parties or agencies will be involved during alternative implementation:

- Syracuse Industrial Development Agency
- City of Syracuse Department of Engineering
- City of Syracuse Office of Corporation Counsel
- New York State Department of Environmental Conservation
- New York State Department of Health
- Onondaga County Department of Water Environment Protection

Availability of Services and Materials

The majority of excavation, transportation, and construction work associated with this alternative will utilize conventional and readily available earth moving equipment. More than one vendor will be available to provide a competitive bid for excavation and cover application tasks. Qualified personnel capable of operating the previously mentioned equipment are also readily available and technical specialists will not be required. All phases of on-site remediation associated with excavation and construction will be completed in accordance with approved specifications and under the guidance of a Project Quality Control Officer.

5.4.7 Protection of Human Health and the Environment

Future Site Use

Although the future use of the site is presently unknown, the City would prefer to develop the site for commercial or industrial use. After complete removal of the site soils, the site would be unencumbered for development.

Protection of Human Health and Environment After Remediation

Under this alternative, risks to human health and the environment from site contaminants will not be present at the subject property.

Magnitude of Risks After Remediation

Under this alternative, future risks to human health and the environment from site contaminants will not be present at the subject property.

5.4.8 Cost

The cost to implement this Alternative #3, including engineering design and inspection, remedial construction, and contingencies is estimated in the following table.

Estimate of Remedial Construction Costs - Alternative #3 Removal and Offsite Disposal of all Non-Native Fill Materials and Contaminated Native Materials			
Task	Amount	Unit Cost	Total Cost
CONSTRUCTION			
Office Trailer	14 months	\$165	\$2,310
Equipment Mobilization/Demobilization	1 lump sum	\$11,000	\$11,000
Remove Asphalt	162,900 SF	\$0.80	\$130,809
Load/Dispose Asphalt	4,022 tons	\$69	\$276,513
Demo and Excavate Concrete Slabs	90,564 SF	\$6	\$537,950
Load/Dispose Concrete Slabs	3,355 tons	\$69	\$230,656
Excavate Contaminated Soil	58,614 CY	\$6	\$322,377
Load/Dispose Contaminated Soil	87,921 tons	\$47	\$4,158,663
Dewatering/Treatment During Excavation	1 lump sum	\$44,000	\$44,000
Place and Compact Backfill Material	60,291 CY	\$30	\$1,823,803
Install Stormwater Detention Basin	1 LS	\$44,000	\$44,000
	CONSTRUCTION SUBTOTAL		\$7,582,081
CONSULTANTS			
Environmental Sample Analysis - 5 day TAT	1,038 samples	\$743	\$770,715
Survey and Stakeout	1 lump sum	\$6,600	\$6,600
	CONSULTANTS SUBTOTAL		\$777,315
ENGINEERING			
Contract Administration	40 hours	\$110	\$4,400
Design	8 drawings	\$2,750	\$22,000
Bidding	160 hours	\$90	\$14,400
Inspection and Sampling	840 hours	\$90	\$75,600
Reporting and Closeout	360 hours	\$90	\$32,400
	ENGINEERING SUBTOTAL		\$144,400
INDIRECT COSTS			
Legal fees	1 lump sum	\$27,500	\$27,500
Performance Bonds and Insurance	0.73 % of Construction Subtotal		\$55,349
Permits	0.5 % of Construction Subtotal		\$37,910
	INDIRECT SUBTOTAL		\$120,760
REIMBURSABLES			
	1 lump sum	\$6,600	\$6,600
CONTINGENCIES			
	20 % of Project Subtotal		\$1,726,231
PROJECT TOTAL			\$10,357,386

5.5 Detailed Analysis of Alternative #4A

5.5.1 General

Alternative #4A includes the following five components (see Figure 4A):

- 1) Excavation and offsite disposal of the top 2 feet of soil (surface soil)
- 2) Excavation and offsite disposal of the northwestern "hot spot" to a depth of up to 4 feet or until grossly-contaminated fill/soil has been removed
- 3) Fill deep excavation utilizing bermed soils, low-impacted excavated site soils, and imported clean fill
- 4) Establishment of a 2-foot thick bank run gravel cover over the site
- 5) Establishment of institutional controls at the subject property to prevent exposure to contaminants remaining on-site

5.5.2 Compliance with Applicable or Relevant and Appropriate New York State Standards, Criteria and Guidelines

The Standards, Criteria and Guidelines (SCGs) pertaining to this alternative are summarized in Table 1-3.

5.5.3 Short-Term Effectiveness

For this alternative, on-site remedial tasks will include asphalt removal and recycling/disposal, concrete slab removal and disposal, soil excavation, dewatering during excavations, placement of backfill, installation of a two-foot thick gravel cover, and installation of a stormwater detention basin. The completion of these on-site tasks will result in the disturbance of soils, and the potential creation of contaminated airborne particulates. To suppress the potential for airborne particulate contaminant migration, dust control measures such as calcium chloride or water application will be utilized to maintain elevated moisture contents within surface soils, thus inhibiting airborne transport. Periodic air testing will also be performed in an effort to monitor the air quality during the most intrusive on-site remedial activities.

Excavated impacted soils will be placed on polyethylene sheeting within the box of the dump trucks and covered with a tarp during transport. Prior to departure of loaded trucks from the site, the truck tires and undercarriage will be inspected for the presence of incidental gross contamination. If present, the gross contamination on the truck will be washed off using a pressure washer over a decontamination pad lined with polyethylene sheeting. This is necessary to protect the health of the general public from dispersion of contaminants during transport (i.e., leaking out or blowing out of truck beds).

Environmental Impacts During Remedial Action

For this alternative, adverse impacts to the environment via groundwater or surface water during on-site remedial actions are not expected. To suppress the potential for airborne particulate contaminant migration, dust suppressants such as calcium chloride or water will be utilized to maintain elevated moisture content within surface soils, thus reducing adverse environmental impacts to the local air quality. Periodic air testing will also be performed in an effort to monitor the air quality during on-site remedial activities. Groundwater collected

during dewatering activities at the site will be stored within portable frac-tanks and subsequently disposed.

Timetable for Achieving Remedial Objectives

The time that may be required for implementation of this alternative is estimated to be approximately 50 weeks. A list of the time required to implement the primary tasks of this alternative is shown in the following Table.

Timetable Alternative #4A: Complete Soil Excavation and Backfill	
Task	Time to Implement (weeks)
Design/Bidding	16
Survey (Pre-Remediation)	2
Mobilization/Demobilization	1
Site Prep/Demo Slabs and Asphalt	5
Soil excavation, disposal, and backfill*	9
Grading, detention basin, and reseeding	4
Survey (Post-Remediation)	1
Report and project close-out	12
Total	50
* assumes 2 excavators removing a total of 750 CY of soil/day and 2 bulldozers/compactors placing a total of 1,300 CY soil/day	

Protection of Workers During Remedial Actions

As part of the qualifications for remedial cleanup excavation and construction, contractors performing remedial activities shall be required to comply with OSHA regulations contained in 29 CFR 1910.120. A project specific Remedial Cleanup Health and Safety Plan shall be prepared by a Certified Industrial Hygienist prior to the initiation of remedial cleanup activities. During remedial cleanup activities, contracted workers within the immediate vicinity of excavations or predetermined cover areas shall be equipped with personal protection equipment appropriate to the contaminants of concern. An on-site decontamination zone will be maintained for personnel and equipment decontamination upon completing daily remedial tasks. A project health and safety officer will be present on-site during the completion of remedial cleanup activities. Ambient air quality monitoring shall be completed on a scheduled basis in accordance with the Remedial Cleanup Health and Safety Plan.

5.5.4 Long-Term Effectiveness and Permanence

Remedial Permanence

Under this alternative, a combination of off-site disposal, on-site recovery, and on-site containment technologies will be utilized. In accordance with the Technical and Administrative Guidance Memorandum (TAGM) "Selection of Remedial Actions at Inactive Hazardous Waste Sites", the classification of the technologies utilized within this alternative encompass Control and Isolation Technologies and Off-site Land Disposal.

Quantity and Nature of Wastes Remaining On-Site After Remediation

Under this alternative, the excavation and off-site disposal of northwestern "hot spot" soils the top two feet of site-wide surficial soil and would be completed. PAH and metals contaminated subsurface soils and the diesel stained subsurface soils located on the southwestern portion of the site would remain on site.

Quantity and Nature of Contaminated Media Remaining On-Site After Remediation ALTERNATIVE #4A

Groundwater impacts would be limited to site-wide metals contamination and a layer of LNAPL within groundwater monitoring well MW-5-03 (currently 0.1 feet thick) that is currently being addressed as an interim remedial measure. The following impacted soils will exist beneath a two-foot gravel cover.

Diesel Stained Soils – Southwestern portion of site

- Subsurface Soil Volume - PAH (57,525 SF at 2 to 6.5 feet bgs) = 8,847 CY
 - Subsurface Soil Volume - Diesel (47,597 SF at 6.5 to 10 feet bgs) = 6,170 CY
- SUBTOTAL: 15,017 CY

PAH/Metals Impacted Soils – Sitewide (excluding Petroleum "Hot Spot" and Diesel Stained Soils)

- Surface Soil Volume = 998 CY (used as backfill)
 - Subsurface Soil Volume - (180,930 SF at 2 to 4 feet bgs) = 13,402 CY
 - Subsurface Soil Volume - (54,660 SF at 4 to 6 feet bgs) = 4,048 CY
- SUBTOTAL: 18,448 CY

Bermed Soils – Extend along northwestern property border and bisect site

- Soil Volume = 1,850 CY (used as backfill)

TOTAL VOLUME OF CONTAMINATED MEDIA = 35,315 CY

Remedial Life, Reliability and Adequacy

For this alternative, excavation and regulated disposal of the contaminated surficial and northwestern "hot spot" soils with the installation of a two-foot thick gravel cover will eliminate public exposure to the soils in most circumstances, as well as reduce existing contaminant exposures to the environment.

Long Term Monitoring/Maintenance

All metals and PAH contaminated surficial soils will be excavated from the site and disposed within a regulated off-site landfill. A permeable two-foot thick gravel cover will be installed to prevent public exposure to site contaminants. An annual groundwater monitoring program and gravel cover maintenance may be necessary to ensure that risks from site contaminants continue to be controlled.

5.5.5 Reduction of Mobility, Toxicity or Volume

Volume and Degree of Waste Reduction

Excavation and off-site disposal of 6,636 cubic yards of northwestern "hot spot" soils, and 18,340 cubic yards of surface soils will serve to control the risks associated exposure related direct contact with surficial soils and potential vapor intrusion concerns during future development in the northwestern "hot spot" area.

Reduction in Mobility of the Contaminants

With the excavation and disposal of surficial and northwestern "hot spot" soils and installation of a two-foot thick gravel cover, the potential for respective contaminant migration to the air, groundwater, surface water, and surrounding areas from these soils will be minimized for the site and local area. LNAPL in the vicinity of, but not under the influence of the interim remedial measures occurring at monitoring well MW-5-03 may have limited mobility.

5.5.6 Implementability

Technical Feasibility

The relative ability to complete this alternative is not difficult, and as such, alternative uncertainties are not expected during implementation. The reliability of the groundwater recovery and excavation/disposal technologies to be implemented under this alternative is acceptable with respect to meeting specific performance goals. Excavation of contaminated soils and associated earthwork will be completed using conventional excavation equipment. Backfill materials are readily available on-site. Since the earthwork and excavation methods to be employed under this alternative are simplistic and readily available, project delays resulting from technical problems are not anticipated. No future remedial actions will be anticipated after completion of this alternative.

Administrative Feasibility

A minimal amount of coordination will be required prior to and during the completion of this alternative. At a minimum, the following parties or agencies will be involved during alternative implementation:

- Syracuse Industrial Development Agency
- City of Syracuse Department of Engineering
- City of Syracuse Office of Corporation Counsel
- New York State Department of Environmental Conservation
- New York State Department of Health
- Onondaga County Department of Water Environment Protection

Availability of Services and Materials

The majority of excavation, earthwork, and transportation work associated with this alternative will utilize conventional and readily available earth moving equipment. More than one vendor will be available to provide a competitive bid for excavation and disposal tasks. Qualified personnel capable of operating the previously mentioned equipment are also readily available and technical specialists will not be required. All phases of remediation associated with the excavation and transport of contaminated soils will be completed in accordance with specifically approved specifications and under the guidance of a Project Quality Control Officer.

5.5.7 Protection of Human Health and the Environment

Future Site Use

Although the future use of the site is presently unknown, the City would prefer to develop the site for commercial or industrial use. Since some contaminated media will remain on-site, use of the site would require conformance to land use restrictions established to prevent public exposure to, and uncontrolled release of site contaminants. The following deed and future use restrictions should be established to be protective of human health:

- If future excavation or subsurface activities are performed on the subject property (ex - install or repair facilities/utilities, future construction, etc.), workers must conduct such activities using a safety, health, and emergency response plan approved by the NYSDEC, which discusses the existing site conditions and appropriate personal protective equipment.
- For all future development, remaining impacted soils should be removed and disposed off site in accordance with an approved work plan and health and safety plan, or the building should be constructed with a soil vapor intrusion mitigation measure (ex - vapor barrier and sub-slab depressurization system).
- No crops or gardens can be grown on the subject property for the purpose of human consumption.
- Groundwater can not be used for irrigation purposes.
- All water lines leading to buildings on the subject property will permanently remain connected to the municipal (public) water supply.

Protection of Human Health and Environment After Remediation

Upon excavation and disposal of the grossly impacted soils, and the construction of the asphalt cap, the risks associated with direct exposure to these soils by community residents, trespassers, or future occupants will be greatly reduced. The excavation and disposal of contaminated soils and the construction of the asphalt cover will additionally serve to minimize the contaminant exposure potential to wildlife that may stray onto the site.

Magnitude of Risks After Remediation

Future site development will require careful planning to prevent the release of contaminants isolated under the asphalt cover.

Protection of Human Health and Environment After Remediation

Upon excavation and disposal of the contaminated surficial soils and northwestern "hot spot" subsurface soils and installation of a two-foot thick gravel cover, the risks associated with direct exposure to these soils by community residents, trespassers, or future occupants will

be greatly reduced. The excavation and disposal of contaminated soils will additionally serve to minimize the contaminant exposure potential to wildlife that may stray onto the site.

Magnitude of Risks After Remediation

Sitewide removal of surficial soils to a depth of two feet will greatly reduce the risk posed by site contaminants. Selective removal of site contaminant "hot spots" and the construction of a gravel cover will serve to greatly reduce the risk of exposure to human health and the environment. Future site development will require careful planning to prevent the release of contaminants isolated under the gravel cover.

5.5.8 Cost

The cost to implement Alternative #4A, including engineering design and inspection, remedial construction, and contingencies are in the following Table.

Estimate of Remedial Construction Costs - Alternative #4A Removal and Offsite Disposal of all Surface and Northwestern "Hot Spot" Materials Establishment of a Two-Foot Cover Over the Site			
Task	Amount	Unit Cost	Total Cost
CONSTRUCTION			
Office Trailer	12 months	\$165	\$1,980
Equipment Mobilization/Demobilization	1 lump sum	\$11,000	\$11,000
Remove Asphalt	162,900 SF	\$0.80	\$130,809
Load/Dispose Asphalt	4,022 tons	\$69	\$276,513
Demo and Excavate Concrete Slabs	90,564 SF	\$6	\$537,950
Load/Dispose Concrete Slabs	3,355 tons	\$69	\$230,656
Excavate Contaminated Soil	26,147 CY	\$6	\$143,809
Load/Dispose Contaminated Soil	34,949 tons	\$47	\$1,653,088
Frac Tank	5 days	\$94	\$468
Disposal of Frac Tank Contents	2,200 gallons	\$0.66	\$1,452
Place/Compact On-Site Backfill Material	2,848 CY	\$6	\$15,664
Place/Compact Off-Site Backfill Material	21,646 CY	\$30	\$654,792
Install Stormwater Detention Basin	1 LS	\$44,000	\$44,000
			\$3,702,179
CONSULTANTS			
Environmental Sample Analysis - 5 day TAT	183 samples	\$743	\$135,878
Survey and Stakeout	1 lump sum	\$6,600	\$6,600
			\$142,478
ENGINEERING			
Contract Administration	40 hours	\$110	\$4,400
Design	7 drawings	\$2,750	\$19,250
Bidding	160 hours	\$90	\$14,400
Inspection and Sampling	540 hours	\$90	\$48,600
Reporting and Closeout	360 hours	\$90	\$32,400
			\$114,650
INDIRECT COSTS			
Legal fees	1 lump sum	\$27,500	\$27,500
Bonds and Insurance	0.73 % of Construction Subtotal		\$27,026
Permits	0.5 % of Construction Subtotal		\$18,511
			\$73,037
REIMBURSABLES			
	1 lump sum	\$6,600	\$6,600
CONTINGENCIES			
	20 % of Project Subtotal		\$807,789
CONTINUING MAINTENANCE			
Groundwater Monitoring	(Present Worth, 5 years, 3.47%) 5 events	\$7,150	\$32,310
PROJECT TOTAL			\$4,879,042

5.6 Detailed Analysis of Alternative #4B

5.6.1 General

This alternative is identical to Alternative #4A with the exception that the diesel stained soil layer in the southwestern portion of the site will also be excavated and disposed (see Figure 4B).

5.6.2 Compliance with Applicable or Relevant and Appropriate New York State Standards, Criteria and Guidelines

The Standards, Criteria and Guidelines (SCGs) pertaining to this alternative are summarized in Table 1-3.

5.6.3 Short-Term Effectiveness

Timetable for Achieving Remedial Objectives

The time that may be required for implementation of this alternative is estimated to be approximately 54 weeks. A list of the time required to implement the primary tasks of this alternative is shown in the following Table.

Timetable Alternative #4B: Complete Soil Excavation and Backfill	
Task	Time to Implement (weeks)
Design/Bidding	16
Survey (Pre-Remediation)	2
Mobilization/Demobilization	1
Site Prep/Demo Slabs and Asphalt	5
Soil excavation, disposal, and backfill*	13
Grading, detention basin, and reseeded	4
Survey (Post-Remediation)	1
Report and project close-out	12
Total	54
* assumes 2 excavators removing a total of 750 CY of soil/day and 2 bulldozers/compactors placing a total of 1,300 CY soil/day	

5.6.4 Long-Term Effectiveness and Permanence

Quantity and Nature of Contaminated Media Remaining On-Site After Remediation ALTERNATIVE #4B

Groundwater impacts would be limited to site-wide metals contamination. The following impacted soils will exist beneath a two-foot gravel cover.

Diesel Stained Soils – Southwestern portion of site

- Surface Soil Volume = 3,528 CY (used as backfill)
 - Subsurface Soil Volume = 9,587 CY (used as backfill)
- SUBTOTAL: 13,848 CY

PAH/Metals Impacted Soils – Sitewide (excluding Petroleum “Hot Spot” and Diesel Stained Soils)

- Surface Soil Volume = 2,167 CY (used as backfill)
 - Subsurface Soil Volume - (180,930 SF at 2 to 4 feet bgs) = 13,402 CY
 - Subsurface Soil Volume - (54,660 SF at 4 to 6 feet bgs) = 4,048 CY
- SUBTOTAL: 19,617 CY

Bermed Soils – Extend along northwestern property border and bisect site

- Soil Volume = 1,850 CY (used as backfill)

TOTAL VOLUME OF CONTAMINATED MEDIA = 35,315 CY

5.6.5 Reduction of Mobility, Toxicity or Volume

Volume and Degree of Waste Reduction

A total of 24,976 cubic yards will be removed from the site under both Remedial Options #4A and #4B (35,315 cubic yards of contaminated soil will remain on site in both options). However, the grossly-contaminated diesel-stained soil (6,170 CY) will be removed under Remedial Option #4B, and an equal volume of low-impact PAH/metals contaminated soils will be used to backfill the excavation. Therefore, the degree of contaminated soils remaining on-site will be reduced under option #4B.

5.6.6 Implementability

There is no change in implementability between Alternatives #4A and #4B.

5.6.7 Protection of Human Health and the Environment

Although the same amount of material will be removed from the site under both Remedial Options #4A and #4B, the degree of contaminated soils remaining on-site will be reduced under option #4B.

5.6.8 Cost

The cost to implement Alternative #4B, including engineering design and inspection, remedial construction, and contingencies are estimated in the following Table.

REMEDIAL ALTERNATIVES REPORT
Former Syracuse Rigging Property
City of Syracuse, New York

BDA #02850

December 2008

Page 70

Estimate of Remedial Construction Costs - Alternative #4B			
Removal and Offsite Disposal of all Surface, Northwestern "Hot Spot" and Southwestern Diesel Stained Soils, Establishment of a Two-Foot Cover Over the Site			
Task	Amount	Unit Cost	Total Cost
CONSTRUCTION			
Office Trailer	13 months	\$165	\$2,145
Equipment Mobilization/Demobilization	1 lump sum	\$11,000	\$11,000
Remove Asphalt	162,900 SF	\$0.80	\$130,809
Load/Dispose Asphalt	4,022 tons	\$69	\$276,513
Demo and Excavate Concrete Slabs	90,564 SF	\$6	\$537,950
Load/Dispose Concrete Slabs	3,355 tons	\$69	\$230,656
Excavate Contaminated Soil	41,164 CY	\$6	\$226,402
Load/Dispose Contaminated Soil	34,949 tons	\$47	\$1,653,088
Dewatering During Excavation	1 lump sum	\$33,000	\$33,000
Place/Compact On-Site Backfill Material	17,865 CY	\$6	\$98,258
Place/Compact Off-Site Backfill Material	21,646 CY	\$30	\$654,792
Install Stormwater Detention Basin	1 LS	\$44,000	\$44,000
			\$3,898,611
CONSULTANTS			
Environmental Sample Analysis - 5 day TAT	388 samples	\$743	\$288,090
Survey and Stakeout	1 lump sum	\$6,600	\$6,600
			\$294,690
ENGINEERING			
Contract Administration	40 hours	\$110	\$4,400
Design	8 drawings	\$2,750	\$22,000
Bidding	160 hours	\$90	\$14,400
Inspection and Sampling	660 hours	\$90	\$59,400
Reporting and Closeout	360 hours	\$90	\$32,400
			\$128,200
INDIRECT COSTS			
Legal fees	1 lump sum	\$27,500	\$27,500
Bonds and Insurance	0.73 % of Construction Subtotal		\$28,460
Permits	0.5 % of Construction Subtotal		\$19,493
			\$75,453
REIMBURSABLES			
	1 lump sum	\$6,600	\$6,600
CONTINGENCIES			
	20 % of Project Subtotal		\$880,711
CONTINUING MAINTENANCE			
Groundwater Monitoring	(Present Worth, 5 years, 3.47%) 5 events	\$7,150	\$32,310
PROJECT TOTAL			\$5,284,265

BEARDSLEY DESIGN ASSOCIATES

Architecture, Engineering & Landscape Architecture, P.C.

S:\Projects\BDA\02850\REPORTS\@RA Report\@Final\RPT_RAR_Crossroads_Final.docRAR_Section_1_2_REV_020617

5.7 Detailed Analysis of Alternative #4C

5.7.1 General

This alternative is identical to Alternative #4B with the exception that the top four feet (instead of top two feet) of soils will be excavated and disposed off site (see Figure 4C).

5.7.2 Compliance with Applicable or Relevant and Appropriate New York State Standards, Criteria and Guidelines

The Standards, Criteria and Guidelines (SCGs) pertaining to this alternative are summarized in Table 1-3.

5.7.3 Short-Term Effectiveness

Timetable for Achieving Remedial Objectives

The time that may be required for implementation of this alternative is estimated to be approximately 57 weeks. A list of the time required to implement the primary tasks of this alternative is shown in the following Table.

Timetable Alternative #4C: Complete Soil Excavation and Backfill	
Task	Time to Implement (weeks)
Design/Bidding	16
Survey (Pre-Remediation)	2
Mobilization/Demobilization	1
Site Prep/Demo Slabs and Asphalt	5
Soil excavation, disposal, and backfill*	16
Grading, detention basin, and reseedling	4
Survey (Post-Remediation)	1
Report and project close-out	12
Total	57
* assumes 2 excavators removing a total of 750 CY of soil/day and 2 bulldozers/compactors placing a total of 1,300 CY soil/day	

5.7.4 Long-Term Effectiveness and Permanence

Quantity and Nature of Contaminated Media Remaining On-Site After Remediation ALTERNATIVE #4C

Groundwater impacts would be limited to site-wide metals contamination. The following impacted soils will exist beneath a four-foot gravel cover.

Diesel Stained Soils – Southwestern portion of site

- Subsurface Soil Volume = 5,326 CY (used as backfill)

PAH/Metals Impacted Soils – Sitewide (excluding Petroleum “Hot Spot” and Diesel Stained Soils)

- Surface Soil Volume = 4,320 CY (used as backfill)
- Subsurface Soil Volume = 4,048 CY

SUBTOTAL: 8,368 CY

Bermed Soils – Extend along northwestern property border and bisect site

- Soil Volume = 1,850 CY (used as backfill)

TOTAL VOLUME OF CONTAMINATED MEDIA = 15,544 CY

5.7.5 Reduction of Mobility, Toxicity or Volume

Volume and Degree of Waste Reduction

An additional 19,771 cubic yards of PAH/metals contaminated soil will be removed under Alternative #4C (as compared to Alternative #4B), resulting in a total soil removal volume of 44,747 cubic yards.

5.7.6 Implementability

There is no change in implementability between Alternatives #4B and #4C.

5.7.7 Protection of Human Health and the Environment

A four-foot thick layer of imported clean fill will be placed on top of PAH/metals contaminated soils remaining on site, which will minimize disturbance of contaminated material during future development.

5.7.8 Cost

The cost to implement Alternative #4C, including engineering design and inspection, remedial construction, and contingencies are estimated in the following Table.

REMEDIAL ALTERNATIVES REPORT
Former Syracuse Rigging Property
City of Syracuse, New York

BDA #02850

December 2008

Page 73

Estimate of Remedial Construction Costs - Alternative #4C			
Removal and Disposal of all Non-Native Soils up to 4 Feet BGS, Northwestern "Hot Spot", and Southwestern Diesel Stained Soils, Establishment of a Four-Foot Cover Over the Site			
Task	Amount	Unit Cost	Total Cost
CONSTRUCTION			
Office Trailer	13 months	\$165	\$2,145
Equipment Mobilization/Demobilization	1 lump sum	\$11,000	\$11,000
Remove Asphalt	162,900 SF	\$0.80	\$130,809
Load/Dispose Asphalt	4,022 tons	\$69	\$276,513
Demo and Excavate Concrete Slabs	90,564 SF	\$6	\$537,950
Load/Dispose Concrete Slabs	3,355 tons	\$69	\$230,656
Excavate Contaminated Soil	54,566 CY	\$6	\$300,113
Load/Dispose Contaminated Soil	64,605 tons	\$47	\$3,055,817
Dewatering During Excavation	1 lump sum	\$44,000	\$44,000
Place/Compact On-Site Backfill Material	11,496 CY	\$6	\$63,228
Place/Compact Off-Site Backfill Material	41,417 CY	\$30	\$1,252,864
Install Stormwater Detention Basin	1 LS	\$44,000	\$44,000
			\$5,949,094
CONSULTANTS			
Environmental Sample Analysis - 5 day TAT	369 samples	\$743	\$273,983
Survey and Stakeout	1 lump sum	\$6,600	\$6,600
			\$280,583
ENGINEERING			
Contract Administration	40 hours	\$110	\$4,400
Design	8 drawings	\$2,750	\$22,000
Bidding	160 hours	\$90	\$14,400
Inspection and Sampling	750 hours	\$90	\$67,500
Reporting and Closeout	360 hours	\$90	\$32,400
			\$136,300
INDIRECT COSTS			
Legal fees	1 lump sum	\$27,500	\$27,500
Bonds and Insurance	0.73 % of Construction Subtotal		\$43,428
Permits	0.5 % of Construction Subtotal		\$29,745
			\$100,674
REIMBURSABLES			
	1 lump sum	\$6,600	\$6,600
CONTINGENCIES			
	20 % of Project Subtotal		\$1,294,650
CONTINUING MAINTENANCE			
Groundwater Monitoring	(Present Worth, 5 years, 3.47%) 5 events	\$7,150	\$32,310
PROJECT TOTAL			\$7,767,901

BEARDSLEY DESIGN ASSOCIATES

Architecture, Engineering & Landscape Architecture, P.C.

S:\Projects\BDA\02850\REPORTS\@RA Report\@Final\RPT_RAR_Crossroads_Final.docRAR_Section_1.2_REV_020617

5.8 Detailed Analysis of Alternative #5

5.8.1 General

Alternative #5 includes the following six components (see Figure 5):

- 1) Excavation and offsite disposal of the northwestern "hot spot" to a depth of 4 feet or until grossly-contaminated fill/soil has been removed
- 2) Excavation and offsite disposal of subsurface diesel stained soils located on the southwestern portion of the subject property to a depth of 10 feet or until grossly-contaminated fill/soil has been removed
- 3) Fill excavations utilizing bermed soils, low-impacted excavated site soils, and imported clean fill
- 4) Establishment of an asphalt cover over the site
- 5) Construction of a lined stormwater detention basin within the excavation located on southwestern portion of the subject property, in order to control increased runoff caused by the remedial activities
- 6) Establishment of institutional controls at the subject property to prevent exposure to contaminants remaining on-site

5.8.2 Compliance with Applicable or Relevant and Appropriate New York State Standards, Criteria and Guidelines

The Standards, Criteria and Guidelines (SCGs) pertaining to this alternative are summarized in Table 1-3.

5.8.3 Short-Term Effectiveness

For this alternative, on-site remedial tasks will include asphalt removal and recycling/disposal, concrete slab removal and disposal, soil excavation, dewatering during excavations, placement of backfill, installation of an asphalt cover, and installation of a stormwater detention basin. The completion of these on-site tasks will result in the disturbance of soils, and the potential creation of contaminated airborne particulates. To suppress the potential for airborne particulate contaminant migration, dust control measures such as calcium chloride or water application will be utilized to maintain elevated moisture contents within surface soils, thus inhibiting airborne transport. Periodic air testing will also be performed in an effort to monitor the air quality during the most intrusive on-site remedial activities.

Excavated impacted soils will be placed on polyethylene sheeting within the box of the dump trucks and covered with a tarp during transport. Prior to departure of loaded trucks from the site, the truck tires and undercarriage will be inspected for the presence of incidental gross contamination. If present, the gross contamination on the truck will be washed off using a pressure washer over a decontamination pad lined with polyethylene sheeting. This is necessary to protect the health of the general public from dispersion of contaminants during transport (i.e., leaking out or blowing out of truck beds).

Environmental Impacts During Remedial Action

For this alternative, adverse impacts to the environment via groundwater or surface water during on-site remedial actions are not expected. To suppress the potential for airborne

particulate contaminant migration, dust suppressants such as calcium chloride or water will be utilized to maintain elevated moisture content within surface soils, thus reducing adverse environmental impacts to the local air quality. Periodic air testing will also be performed in an effort to monitor the air quality during on-site remedial activities. Groundwater collected during dewatering activities at the site will be stored within portable frac-tanks and subsequently disposed.

Timetable for Achieving Remedial Objectives

The time that may be required for implementation of this alternative is estimated to be approximately 51 weeks. A list of the time required to implement the primary tasks of this alternative is shown in the following Table.

Timetable Alternative #5: Complete Soil Excavation and Backfill	
Task	Time to Implement (weeks)
Design/Bidding	16
Survey (Pre-Remediation)	2
Mobilization/Demobilization	1
Site Prep/Demo Slabs and Asphalt	5
Soil excavation, disposal, and backfill*	9
Grading and detention basin	2
Install Asphalt Cover	3
Survey (Post-Remediation)	1
Report and project close-out	12
Total	51
* assumes 2 excavators removing a total of 750 CY of soil/day and 2 bulldozers/compactors placing a total of 1,300 CY soil/day	

Protection of Workers During Remedial Actions

As part of the qualifications for remedial cleanup excavation and construction, contractors performing remedial activities shall be required to comply with OSHA regulations contained in 29 CFR 1910.120. A project specific Remedial Cleanup Health and Safety Plan shall be prepared by a Certified Industrial Hygienist prior to the initiation of remedial cleanup activities. During remedial cleanup activities, contracted workers within the immediate vicinity of excavations or predetermined cover areas shall be equipped with personal protection equipment appropriate to the contaminants of concern. An on-site decontamination zone will be maintained for personnel and equipment decontamination upon completing daily remedial tasks. A project health and safety officer will be present on-site during the completion of remedial cleanup activities. Ambient air quality monitoring

shall be completed on a scheduled basis in accordance with the Remedial Cleanup Health and Safety Plan.

5.8.4 Long-Term Effectiveness and Permanence

Remedial Permanence

Under this alternative, a combination of off-site disposal and on-site containment technologies will be utilized. In accordance with the Technical and Administrative Guidance Memorandum (TAGM) "Selection of Remedial Actions at Inactive Hazardous Waste Sites", the classification of the technologies utilized within this alternative encompass Control and Isolation Technologies and Off-site Land Disposal.

Quantity and Nature of Wastes Remaining On-Site After Remediation

Under this alternative, excavation of the northwestern "hot spot" and southwestern diesel stained soil areas will occur. PAH and metals contaminated surficial and subsurface soils will remain on the subject property isolated under the asphalt cover.

Quantity and Nature of Contaminated Media Remaining On-Site After Remediation ALTERNATIVE #5

Groundwater impacts would be limited to site-wide metals contamination. The following impacted soils will exist beneath an asphalt cover.

Diesel Stained Soils – Southwestern portion of site

- Surface Soil Volume = 4,261 CY (used as backfill)
- Subsurface Soil Volume = 9,587 CY (used as backfill)

SUBTOTAL: 13,848 CY

PAH/Metals Impacted Soils – Sitewide (excluding Petroleum "Hot Spot" and Diesel Stained Soils)

- Surface Soil Volume (0 to 10 inches bgs, excluding concrete slabs) = 4,629 CY (used as backfill)
- Surface Soil Volume (193,548 SF at 10 inches to 2 feet bgs) = 8,431 CY
- Subsurface Soil Volume - (180,930 SF at 2 to 4 feet bgs) = 13,402 CY
- Subsurface Soil Volume - (54,660 SF at 4 to 6 feet bgs) = 4,048 CY

SUBTOTAL: 31,767 CY

Bermed Soils – Extend along northwestern property border and bisect site

- Soil Volume = 1,850 CY (used as backfill)

TOTAL VOLUME OF CONTAMINATED MEDIA = 47,465 CY

Remedial Life, Reliability and Adequacy

For this alternative, excavation and regulated disposal of the northwestern "hot spot" and southwestern diesel stained soils, and installation of an asphalt cover will eliminate public exposure to the soils in most circumstances, as well as reduce existing contaminant exposures to the environment. The estimated useful life of the asphalt cover is 25 years.

Long Term Monitoring/Maintenance

The asphalt cover may require occasional sealing and maintenance to ensure continued cover reliability. An annual groundwater monitoring program and asphalt cover maintenance may be necessary to ensure that risks from site contaminants continue are controlled.

5.8.5 Reduction of Mobility, Toxicity or Volume

Volume and Degree of Waste Reduction

A total of 12,806 cubic yards of soil will be excavated and disposed under this alternative. The installation of an asphalt cover will serve to control the risks associated exposure related direct contact with surficial soils.

Reduction in Mobility of the Contaminants

With the excavation and disposal of grossly impacted subsurface soils and installation of an asphalt cover, the potential for respective contaminant migration to the air, groundwater, surface water, and surrounding areas from these soils will be minimized.

5.8.6 Implementability

Technical Feasibility

The relative ability to complete this alternative is not difficult, and as such, alternative uncertainties are not expected during implementation. The reliability of the floating oil product recovery and excavation/disposal technologies to be implemented under this alternative is acceptable with respect to meeting specific performance goals. Excavation of contaminated soils and associated earthwork will be completed using conventional excavation equipment. Backfill materials are readily available on site. Since the earthwork and excavation methods to be employed under this alternative are simplistic and readily available, project delays resulting from technical problems are not anticipated. No future remedial actions will be anticipated after completion of this alternative.

Administrative Feasibility

A minimal amount of coordination will be required prior to and during the completion of this alternative. At a minimum, the following parties or agencies will be involved during alternative implementation:

- Syracuse Industrial Development Agency
- City of Syracuse Department of Engineering
- City of Syracuse Office of Corporation Counsel
- New York State Department of Environmental Conservation
- New York State Department of Health
- Onondaga County Department of Water Environment Protection

Availability of Services and Materials

The majority of excavation, earthwork, and transportation work associated with this alternative will utilize conventional and readily available earth moving equipment. More than one vendor will be available to provide a competitive bid for excavation and disposal tasks. Qualified personnel capable of operating the previously mentioned equipment are also readily available and technical specialists will not be required. All phases of remediation associated with the excavation and transport of contaminated soils will be completed in accordance with specifically approved specifications and under the guidance of a Project Quality Control Officer.

5.8.7 Protection of Human Health and the Environment

Future Site Use

Although the future use of the site is presently unknown, the City would prefer to develop the site for commercial or industrial use. After selective removal of the grossly contaminated soils and the construction of the asphalt cover, use of the site would require conformance to land use restrictions established to prevent public exposure to, and uncontrolled release of site contaminants. The following deed and future use restrictions should be established to be protective of human health:

- If future excavation or subsurface activities are performed on the subject property (ex - install or repair facilities/utilities, future construction, etc.), workers must conduct such activities using a safety, health, and emergency response plan approved by the NYSDEC, which discusses the existing site conditions and appropriate personal protective equipment.
- For all future development, remaining impacted soils should be removed and disposed off site in accordance with an approved work plan and health and safety plan, or the building should be constructed with a soil vapor intrusion mitigation measure (ex - vapor barrier and sub-slab depressurization system).
- No crops or gardens can be grown on the subject property for the purpose of human consumption.
- Groundwater can not be used for irrigation purposes.
- All water lines leading to buildings on the subject property will permanently remain connected to the municipal (public) water supply.

Protection of Human Health and Environment After Remediation

Upon excavation and disposal of the grossly impacted soils, and the construction of the asphalt cap, the risks associated with direct exposure to these soils by community residents, trespassers, or future occupants will be greatly reduced. The excavation and disposal of contaminated soils and the construction of the asphalt cover will additionally serve to minimize the contaminant exposure potential to wildlife that may stray onto the site.

Magnitude of Risks After Remediation

Future site development will require careful planning to prevent the release of contaminants isolated under the asphalt cover.

5.8.8 Cost

The cost to implement Alternative #5, including engineering design and inspection, remedial construction, and contingencies are estimated in the following Table.

Estimate of Remedial Construction Costs - Alternative #5 Removal and Offsite Disposal of Northwestern "Hot Spot" and Southwestern Diesel Stained Soils, Establishment of an Asphalt Cover Over the Site			
Task	Amount	Unit Cost	Total Cost
CONSTRUCTION			
Office Trailer	12 months	\$165	\$1,980
Equipment Mobilization/Demobilization	1 lump sum	\$11,000	\$11,000
Remove Asphalt	162,900 SF	\$0.80	\$130,809
Load/Dispose Asphalt	4,022 tons	\$69	\$276,513
Demo and Excavate Concrete Slabs	90,564 SF	\$6	\$537,950
Load/Dispose Concrete Slabs	3,355 tons	\$69	\$230,656
Excavate Contaminated Soil	26,827 CY	\$6	\$147,549
Load/Dispose Contaminated Soil	16,694 tons	\$47	\$789,626
Dewatering During Excavation	1 lump sum	\$33,000	\$33,000
Place/Compact On-Site Backfill Material	20,327 CY	\$6	\$111,799
Place/Compact Off-Site Backfill Material	4,847 CY	\$30	\$146,622
Install Stormwater Detention Basin	1 LS	\$44,000	\$44,000
Install Pavement Cover	32,466 SY	\$22	\$726,751
			\$3,188,254
CONSULTANTS			
Environmental Sample Analysis - 5 day TAT	388 samples	\$743	\$288,090
Survey and Stakeout	1 lump sum	\$6,600	\$6,600
			\$294,690
ENGINEERING			
Contract Administration	40 hours	\$110	\$4,400
Design	9 drawings	\$2,750	\$24,750
Bidding	160 hours	\$90	\$14,400
Inspection and Sampling	570 hours	\$90	\$51,300
Reporting and Closeout	360 hours	\$90	\$32,400
			\$122,850
INDIRECT COSTS			
Legal fees	1 lump sum	\$27,500	\$27,500
Bonds and Insurance	0.73 % of Construction Subtotal		\$23,274
Permits	0.5 % of Construction Subtotal		\$15,941
			\$66,716
REIMBURSABLES			
	1 lump sum	\$6,600	\$6,600
CONTINGENCIES			
	20 % of Project Subtotal		\$735,822
GROUNDWATER MONITORING - 5 Years			
(Present Worth, 5 years, 3.47%)	5 events	\$7,150	\$32,310
PROJECT TOTAL			\$4,447,241

BEARDSLEY DESIGN ASSOCIATES

Architecture, Engineering & Landscape Architecture, P.C.

6.0 COMPARATIVE ANALYSIS OF ALTERNATIVES

6.1 Introduction

After the alternatives have been evaluated with respect to the seven evaluation criteria, a comparative analysis is conducted to assess the relative performance of each alternative. The purpose of the analysis is to identify the relative advantages and disadvantages or strength and weaknesses of each alternative relative to others so that trade-offs may be considered and balanced. Particular attention has been given in this comparative analysis to the cost of remedial alternatives that provide similar levels of protection. This comparative analysis of alternatives was conducted consistent with the NYSDEC Technical and Administrative Guidance Memorandum (TAGM 4030 revised May 15, 1990) entitled *Selection of Remedial Actions at Uncontrolled Hazardous Waste Sites*.

The narrative description of relative advantages and disadvantages or strength and weaknesses of each alternative based on the seven evaluation criteria is presented below. After each narrative description, a relative numerical ranking is presented based on approximate scoring. Appendix B includes the quantitative scoring data for each alternative evaluated. Table 2 – *Comparative (Quantitative) Analysis of Alternatives* presents a summary of the Remedial Alternative Evaluation scores.

6.2 Comparative Analysis

6.2.1 Compliance with Standards, Criteria, and Guidance (SCG)

Alternative #1 (No-Action) and Alternative #2 (Limited Actions) would not attain the SCGs of attaining TAGM 4046 Recommended Soil Cleanup Objectives for site soils. Alternative #3 would attain each of the listed SCGs. Alternatives #4A, #4B, #4C, and #5 would partially achieve SCGs to differing amounts, based on residual contamination of site soils, groundwater, and air quality.

Compliance with Standards, Criteria, and Guidance (SCGs) Ranking (10 points maximum)

#1 Rank	Alternative #3: Removal and Offsite Disposal of all Non-Native Fill Materials and Contaminated Native Materials (10 points)
#2 Rank	Alternative #4C: Removal and Offsite Disposal of Soils up to Four Feet BGS, Northwestern "Hot Spot", and Southwestern Diesel Stained Soils; Establishment of a Gravel Cover over the Site (8 points)
#3 Rank	Alternative #4B: Removal and Offsite Disposal of Surficial, Northwestern "Hot Spot", and Southwestern Diesel Stained Soils; Establishment of a Gravel Cover over the Site (7 points)
#4 Rank	Alternative #5: Removal and Offsite Disposal of Northwestern "Hot Spot" and Southwestern Diesel Stained Soils, Establishment of an Asphalt Cover Over the Site (7 points)
#5 Rank	Alternative #4A: Removal and Offsite Disposal of Surficial and Northwestern "Hot Spot" Soils; Establishment of a Gravel Cover over the Site (5 points)
#6 Rank	Alternative #2: Limited Actions (0 points)
#7 Rank	Alternative #1: No Action (0 points)

6.2.2 Short-Term Effectiveness

This criterion addresses the effect of the alternative during the construction and implementation phases until remedial response objectives are attained. In general, none of the alternatives pose a significant threat to human health or the environment during the implementation of the alternative.

Protection of the Community During the Remedial Action

Although there are no construction related impacts associated with Alternative #1 (No-Action), it does not protect the community. Alternative #2 (Limited Actions) restricts access to the site, and only involves minor disturbance of site soils. Alternatives #3, #4A, #4B, #4C, and #5 include minor, short-term impacts associated with on-site excavation, handling, containerizing, or treatment of contaminated materials. These include fugitive dust and air impacts from potential volatilization of contaminants to the atmosphere that may expose the off-site community. These impacts are manageable with engineering controls, are localized and of short duration, and thus, are not considered significant. Alternatives that involve off-site transport of waste have slightly increased impacts to the local community due to an increase in truck traffic associated with transportation of wastes. Furthermore, the increase in local traffic associated with transporting cover construction material to the site may contribute to a short-term increase in traffic. Alternatives #3 and #4C would result in the greatest short term impacts.

Environmental Impacts

Although there are no construction related impacts associated with Alternative #1 (No-Action), it does not protect the environment. Alternative #2 (Limited Actions) restricts access to the site, but flora and fauna can be exposed to contaminated media. Alternatives #3, #4A, #4B, #4C, and #5 include minor, short-term impacts associated with on-site excavation, handling, containerizing, or treatment of contaminated materials. These include fugitive dust and air impacts from potential volatilization of contaminants to the atmosphere. These impacts are manageable with engineering controls, are localized and of short duration, and thus, are not considered significant. Alternatives #3 and #4C involve the greatest amount of excavation and transport of contaminated soils.

Time Until the Remedial Response Objectives Will Be Achieved

Alternatives #1 and #2 will not attain the remedial response objectives). Alternatives #3, #4A, #4B, #4C, and #5 will attain the response objectives at the completion of the remedy. It is anticipated that Alternatives #3, #4A, #4B, #4C, and #5 can be completed in approximately 50 to 60 weeks.

Protection of Workers During the Remedial Action

With the proper implementation of the site Health and Safety Plan, on site workers will be protected while implementing each of the alternatives. Protective measures such as personal protective equipment (PPE) and implementing proper engineering controls are effective and reliable. Specialized health and safety training for all workers involved in implementing the remedial alternative would be required for all of the alternatives except Alternative #1 (No-Action). Alternatives #3 and #4C will expose the workers to the greatest amount of site contaminants.

Time to Implement the Remedy

Alternative #1 (No-Action) can be considered to be already implemented, but does not attain objectives. It is anticipated that the limited actions for Alternative #3 can be commenced approximately 4 weeks after issuance of the Record of Decision, but does not attain objectives except for limiting access to the site. It is anticipated that the remedial construction for Alternatives #3, #4A, #4B, #4C, and #5 can be commenced approximately 30 weeks after issuance of the Record of Decision.

Short-Term Effectiveness Ranking (10 points maximum)

- #1 Rank **Alternative #4B:** Removal and Offsite Disposal of Surficial, Northwestern "Hot Spot", and Southwestern Diesel Stained Soils; Establishment of a Gravel Cover over the Site **(9 points)**
- #2 Rank **Alternative #5:** Removal and Offsite Disposal of Northwestern "Hot Spot" and Southwestern Diesel Stained Soils, Establishment of an Asphalt Cover Over the Site **(9 points)**
- #3 Rank **Alternative #4A:** Removal and Offsite Disposal of Surficial and Northwestern "Hot Spot" Soils; Establishment of a Gravel Cover over the Site **(9 points)**
- #4 Rank **Alternative #2:** Limited Actions **(6 points)**
- #5 Rank **Alternative #4C:** Removal and Offsite Disposal of Soils up to Four Feet BGS, Northwestern "Hot Spot", and Southwestern Diesel Stained Soils; Establishment of a Gravel Cover over the Site **(5 points)**
- #6 Rank **Alternative #3:** Removal and Offsite Disposal of all Non-Native Fill Materials and Contaminated Native Materials **(5 points)**
- #7 Rank **Alternative #1:** No Action **(2 points)**

6.2.3 Long-Term Effectiveness and Permanence

This evaluation criterion evaluates the remedial action in terms of its performance and the quantity or nature of the waste or residual remaining at the site after the response objectives are met, with a primary focus on the extent and effectiveness of the engineering controls that may be required to manage the waste remaining at the site, and operation and maintenance necessary for the remedy to remain effective.

Permanence of the Remedial Alternative

None of the listed alternatives meet the permanence criteria contained in TAGM 4030 because they do not utilize on-site or off-site destruction, on-site or off-site separation/treatment, or solidification/chemical fixation of inorganic wastes.

Magnitude of Residual Risk

Alternative #1 (No Action) and Alternative #2 (Limited Actions) do not reduce the potential risks at the site. Under both of these alternatives, the cumulative risk from site contaminants would remain unchanged. Alternative #3 involves complete excavation and offsite disposal of contaminated soils and fill materials at the site, thus leaving no residual risk at the subject site. Alternatives #4A, #4B, and #4C involve the excavation of surficial and grossly-contaminated soils identified at the property, as well as establishing a gravel cover over the site that will significantly reduce the potential for contact with the remaining wastes. As part of Alternative #5, subsequent to removal of grossly contaminated soils, an asphalt cover will be constructed over the entire site that will significantly reduce the risks associated with direct or secondary contact with

BEARDSLEY DESIGN ASSOCIATES

Architecture, Engineering & Landscape Architecture, P.C.

S:\Projects\BDA\02850\REPORTS\@RA Report\@Final\RPT_RAR_Crossroads_Final.docRAR_Section_1_2_REV_020617

contaminated site soils. Application of a cover over contaminated site soils will serve to significantly reduce the infiltration of precipitation and runoff water through the contaminated soils, thus minimizing contaminant migration risks to the environment.

Adequacy and Reliability of Controls

Under Alternative #1 (No-Action) there are no engineering controls utilized. The fencing component of Alternative #2 (Limited Actions) restricts access to, but does not isolate, site contaminants. Monitoring wells have been proven and are reliable over the long term to monitor site contaminants. Since Alternative #3 involves complete excavation and offsite disposal of contaminated soils and fill materials at the site, management controls are not necessary for continued protection from residuals. Alternatives #4A, #4B, #C, and #5 involve the construction of a gravel or asphalt cover over the site. These cover systems will require operation and maintenance over the life of the remedy. With proper operation and maintenance, the cover system is proven and reliable at reducing exposure to contaminated media.

Long Term Effectiveness and Permanence Ranking (15 points maximum)

- | | |
|---------|--|
| #1 Rank | Alternative #3: Removal and Offsite Disposal of all Non-Native Fill Materials and Contaminated Native Materials (10 points) |
| #2 Rank | Alternative #4C: Removal and Offsite Disposal of Soils up to Four Feet BGS, Northwestern "Hot Spot", and Southwestern Diesel Stained Soils; Establishment of a Gravel Cover over the Site (7 points) |
| #3 Rank | Alternative #5: Removal and Offsite Disposal of Northwestern "Hot Spot" and Southwestern Diesel Stained Soils, Establishment of an Asphalt Cover Over the Site (7 points) |
| #4 Rank | Alternative #4B: Removal and Offsite Disposal of Surficial, Northwestern "Hot Spot", and Southwestern Diesel Stained Soils; Establishment of a Gravel Cover over the Site (5 points) |
| #5 Rank | Alternative #4A: Removal and Offsite Disposal of Surficial and Northwestern "Hot Spot" Soils; Establishment of a Gravel Cover over the Site (4 points) |
| #6 Rank | Alternative #2: Limited Actions (2 points) |
| #7 Rank | Alternative #1: No Action (0 points) |

6.2.4 Reduction of Mobility, Toxicity and Volume

The focus of the reduction of mobility, toxicity or volume evaluation is the extent the reduction is achieved by using treatment as a principal element.

Amount of Contaminated Media Destroyed or Treated

None of the listed alternatives result in the destruction or treatment of contaminated media.

Degree of Expected Reduction in Toxicity, Mobility or Volume

Alternatives #1 (No-Action) and #2 (Limited Actions) will not reduce the mobility, toxicity or volume of contaminants. None of the listed alternatives utilize treatment as a principal element to reduce mobility, toxicity or volume. Alternatives #3, #4B, #4C, and #5 will reduce the volume of grossly contaminated soils at the site. Similarly, Alternatives #3, #4A, #4B, and #4C will reduce the volume of site-wide PAH/metals contaminated soils to varying degrees. The construction of a cover in Alternatives #4A, #4B, #4C, and #5 will reduce contaminant mobility by controlling surficial soil migration and precipitation infiltration through site soils and reduce contaminant contact with groundwater.

BEARDSLEY DESIGN ASSOCIATES

Architecture, Engineering & Landscape Architecture, P.C.

S:\Projects\BDA\02850\REPORTS\@RA Report\@Final\RPT_RAR_Crossroads_Final.docRAR_Section_1_2_REV_020617

Degree to Which the Treatment Will Be Irreversible

None of the listed alternatives utilize treatment processes. Alternatives #3, #4A, #4B, #4C, and #5 utilize excavation and offsite disposal to irreversibly remove contaminated soil from the subject property.

Type and Quantity of Treatment Residuals

None of the listed alternatives utilize a treatment process, and as such, no treatment residuals are generated.

Reduction of Mobility, Toxicity and Volume Relative Ranking (15 points maximum)

- | | |
|---------|---|
| #1 Rank | Alternative #3: Removal and Offsite Disposal of all Non-Native Fill Materials and Contaminated Native Materials (15 points) |
| #2 Rank | Alternative #4C: Removal and Offsite Disposal of Soils up to Four Feet BGS, Northwestern "Hot Spot", and Southwestern Diesel Stained Soils; Establishment of a Gravel Cover over the Site (13 points) |
| #3 Rank | Alternative #4B: Removal and Offsite Disposal of Surficial, Northwestern "Hot Spot", and Southwestern Diesel Stained Soils; Establishment of a Gravel Cover over the Site (12 points) |
| #4 Rank | Alternative #5: Removal and Offsite Disposal of Northwestern "Hot Spot" and Southwestern Diesel Stained Soils, Establishment of an Asphalt Cover Over the Site (10 points) |
| #5 Rank | Alternative #4A: Removal and Offsite Disposal of Surficial and Northwestern "Hot Spot" Soils; Establishment of a Gravel Cover over the Site (7 points) |
| #6 Rank | Alternative #2: Limited Actions (0 points) |
| #7 Rank | Alternative #1: No Action (0 points) |

6.2.5 Implementability

The implementability criterion evaluates the technical and administrative feasibility of implementing the alternative and the availability of various services and material required.

Technical Feasibility

Alternative #1 (No-Action) does not include construction activities. Alternative #2 (Limited Actions) includes minor construction activities, including perimeter fence installation, groundwater monitoring, and posting of warning signs. Each of these activities is simple to conduct, and it is unlikely that technical problems will lead to schedule delays. Alternatives #3, #4A, #4B, #4C, and #5 can be accomplished with standard construction labor and equipment. Adequate space is available on site for construction operations, such as temporary storage of equipment and materials. Construction operations would be conducted under the supervision of personnel experienced in each operation. The greater the amount of soil excavated and disposed off-site, the greater likelihood of encountering technical problems that will lead to schedule delays.

Administrative Feasibility

Alternative #1 (No-Action) and Alternative #2 (Limited Actions) will require the least amount of administrative coordination with other agencies and/or entities. Alternatives #4A, #4B, and #5 will require moderate coordination to implement. Due to the amount of material being excavated and disposed off-site, Alternatives #3 and #4C will require substantial coordination to implement.

BEARDSLEY DESIGN ASSOCIATES

Architecture, Engineering & Landscape Architecture, P.C.

S:\Projects\BDA\02850\REPORTS\@RA Report\@Final\RPT_RAR_Crossroads_Final.docRAR_Section_1_2_REV_020617

Availability of Services and Materials

Alternative #1 (No-Action) does not require services or materials. The services and materials required for Alternative #2 (Limited Actions) are readily available, require minimal specialized services and can draw upon the local conventional labor pool to perform a majority of the work. Although Alternatives #3, #4A, #4B, #4C, and #5 require moderate to substantial construction effort, the services and materials for these alternatives are also readily available and can draw upon the local conventional labor pool to perform a majority of the work. For Alternatives #3, #4A, #4B, #4C, and #5, contractors licensed to transport hazardous waste materials would be required. These contractors are also readily available. Off-site disposal facility capacities would be a limiting variable for Alternatives #3 and #4C. Continuous monitoring will be necessary for effective and safe operation during the implementation of Alternatives #3, #4A, #4B, #4C, and #5.

Implementability Relative Ranking (15 points maximum)

- | | |
|---------|---|
| #1 Rank | Alternative #1: No Action (13 points) |
| #2 Rank | Alternative #2: Limited Actions (13 points) |
| #3 Rank | Alternative #4A: Removal and Offsite Disposal of Surficial and Northwestern "Hot Spot" Soils; Establishment of a Gravel Cover over the Site (11 points) |
| #4 Rank | Alternative #5: Removal and Offsite Disposal of Northwestern "Hot Spot" and Southwestern Diesel Stained Soils, Establishment of an Asphalt Cover Over the Site (11 points) |
| #5 Rank | Alternative #4B: Removal and Offsite Disposal of Surficial, Northwestern "Hot Spot", and Southwestern Diesel Stained Soils; Establishment of a Gravel Cover over the Site (11 points) |
| #6 Rank | Alternative #3: Removal and Offsite Disposal of all Non-Native Fill Materials and Contaminated Native Materials (8 points) |
| #7 Rank | Alternative #4C: Removal and Offsite Disposal of Soils up to Four Feet BGS, Northwestern "Hot Spot", and Southwestern Diesel Stained Soils; Establishment of a Gravel Cover over the Site (7 points) |

6.2.6 Overall Protection of Human Health and the Environment

Alternative #1 (No-Action) provides no protection of human health and the environment, while Alternative #2 (Limited Actions) provides minimal protection. Although Alternative #4A removes soils within the northwestern "hot spot" and provides a two-foot gravel cover, grossly contaminated soils will remain in the southwestern portion of the site. Alternatives #4A, #4B, #4C, and #5 provide a similar level of protection of human health and the environment. Alternative #5 utilizes an impermeable asphalt cover thus increasing the protection to the environment. Alternative #3 provides the maximum possible protection of human health and the environment by removing all contaminants from the subject site.

Overall Protection of Human Health and the Environment Ranking (20 points maximum)

- | | |
|---------|---|
| #1 Rank | Alternative #3: Removal and Offsite Disposal of all Non-Native Fill Materials and Contaminated Native Materials (20 points) |
| #2 Rank | Alternative #5: Removal and Offsite Disposal of Northwestern "Hot Spot" and Southwestern Diesel Stained Soils, Establishment of an Asphalt Cover Over the Site (18 points) |

BEARDSLEY DESIGN ASSOCIATES

Architecture, Engineering & Landscape Architecture, P.C.

S:\Projects\BDA\02850\REPORTS\@RA Report\Final\RPT_RAR_Crossroads_Final.docRAR_Section_1_2_REV_020617

#3 Rank	Alternative #4B: Removal and Offsite Disposal of Surficial, Northwestern "Hot Spot", and Southwestern Diesel Stained Soils; Establishment of a Gravel Cover over the Site (16 points)
#4 Rank	Alternative #4C: Removal and Offsite Disposal of Soils up to Four Feet BGS, Northwestern "Hot Spot", and Southwestern Diesel Stained Soils; Establishment of a Gravel Cover over the Site (15 points)
#5 Rank	Alternative #4A: Removal and Offsite Disposal of Surficial and Northwestern "Hot Spot" Soils; Establishment of a Gravel Cover over the Site (13 points)
#6 Rank	Alternative #2: Limited Actions (3 points)
#7 Rank	Alternative #1: No Action (0 points)

6.2.7 Cost

The costs to complete alternative specific engineering design, remedial construction, and long-term maintenance and monitoring are presented in Section 5 (Detailed Analysis of Alternatives). The cost for each alternative is a function of cleanup goals developed in Section 2. The relative ranking of costs is shown below.

Cost Relative Ranking (15 points maximum)

#1 Rank	Alternative #1: No Action (15 points)
#2 Rank	Alternative #2: Limited Actions (14 points)
#3 Rank	Alternative #5: Removal and Offsite Disposal of Northwestern "Hot Spot" and Southwestern Diesel Stained Soils, Establishment of an Asphalt Cover Over the Site (9 points)
#4 Rank	Alternative #4A: Removal and Offsite Disposal of Surficial and Northwestern "Hot Spot" Soils; Establishment of a Gravel Cover over the Site (8 points)
#5 Rank	Alternative #4B: Removal and Offsite Disposal of Surficial, Northwestern "Hot Spot", and Southwestern Diesel Stained Soils; Establishment of a Gravel Cover over the Site (7 points)
#6 Rank	Alternative #4C: Removal and Offsite Disposal of Soils up to Four Feet BGS, Northwestern "Hot Spot", and Southwestern Diesel Stained Soils; Establishment of a Gravel Cover over the Site (4 points)
#7 Rank	Alternative #3: Removal and Offsite Disposal of all Non-Native Fill Materials and Contaminated Native Materials (0 points)

6.2.8 Community Acceptance

Community acceptance will be assessed after the public comment period. Upon receipt of public comments, the preferred alternative may be re-evaluated with regard to community acceptance.

6.2.9 Remedial Alternative Assessment Conclusions

As shown in the attached Table 2, of the seven alternatives compiled and analyzed, Alternatives #3, #4B, and #5 cumulatively scored the highest. Of these three alternatives, Alternative #5 provides nearly the same overall protection of human health and the environment as Alternative #3, but can be completed on a shorter schedule at less than half the cost. The remedial objective of Alternative #5 is also compatible with the future development of the site as a commercial/industrial park. Therefore, it is recommended that the remedial actions of Alternative #5 be implemented at the subject site.

BEARDSLEY DESIGN ASSOCIATES

Architecture, Engineering & Landscape Architecture, P.C.

S:\Projects\BDA\02850\REPORTS\@RA Report\Final\RPT_RAR_Crossroads_Final.docRAR_Section_1.2_REV_020617

6.2.10 Property Deed Restrictions

Upon completion of remedial actions of Alternative #5 at the subject property, the following deed and future use restrictions should be established to be protective of human health:

- If future excavation or subsurface activities are performed on the subject property (i.e., install or fix facilities/utilities; future construction, etc.), the worker(s) must conduct such activities using a safety, health, and emergency response plan approved by the NYSDEC, which discusses the existing site conditions and appropriate personal protective equipment.
- No crops or gardens can be grown on the subject property for the purpose of human consumption.
- All water lines leading to buildings on the subject property will permanently remain connected to the municipal (i.e., public) water supply.

TABLES

TABLE 1-1
 Potential Standards, Criteria, Guidelines (SCGs)
 for the Syracuse Rigging Site

Alternative #1 - No Action

SCG

SCG Synopsis

Consideration to Attain SCG

STATE REQUIREMENTS

NYSDEC Guideline
 Cleanup of VOC, PAH, metals
 and Gross Soil Contamination

Technical and Administrative Guidance
 Memorandum #4046 Recommended Soil
 Cleanup Objectives (TAGM 4046)

Under the no action alternative, the soil
 contamination will not be cleaned-up to TAGM
 4046 Recommended Soil Cleanup Objectives

5-Year Review when Waste is Left
 in Place

If wastes at levels that are not protective of
 human health and the environment are left in
 place, NYSDEC embraces the approach
 outlined in CERCLA which requires a 5-year
 review of site conditions to determine if the
 remedial action is still protective of public health
 and the environment.

Under the no action alternative, the soil
 contamination would be left in place. When waste
 is left in place at levels which are not protective of
 human health and the environment, a 5-Year
 Review will be conducted to determine if the
 overall remedy is protective.

LOCAL REQUIREMENTS

None

Not Applicable

Under the no action alternative, there are no
 applicable local requirements to be followed.

FEDERAL REQUIREMENTS

None

Not Applicable

Under the no action alternative, there are no
 applicable federal requirements to be followed.

TABLE 1-2
 Potential Standards, Criteria, Guidelines (SCGs)
 for the Syracuse Rigging Site

Alternative #2 - Limited Action

SCG

SCG Synopsis

Consideration to Attain SCG

STATE REQUIREMENTS

NYSDEC Guideline
 Cleanup of VOC, PAH, metals
 and Gross Soil Contamination

Technical and Administrative Guidance
 Memorandum #4046 Recommended Soil
 Cleanup Objectives (TAGM 4046)

Under the limited action alternative, the soil
 contamination will not be cleaned-up to TAGM
 4046 Recommended Soil Cleanup Objectives

5-Year Review when Waste is
 Left in Place

If wastes at levels that are not protective of human
 health and the environment are left in place,
 NYSDEC embraces the approach outlined in
 CERCLA which requires a 5-year review of site
 conditions to determine if the remedial action is
 still protective of public health and the
 environment.

Under the limited action alternative, the
 contaminated soil would be left in place. When
 waste is left in place at levels which are not
 protective of human health and the environment, a
 5-Year Review will be conducted to determine if
 the overall remedy is protective.

NYSDEC Guidelines
 NYSDEC Analytical Services
 Protocols (NYSDEC ASP or EPA
 CLP methods)

This document contains the State procedures and
 protocols for sample analyses.

During implementation of this alternative, periodic
 groundwater monitoring will be conducted.
 Samples collected and analyzed will follow ASP
 (or EPA CLP) procedures. Furthermore, samples
 collected will be appropriately validated if required.

LOCAL REQUIREMENTS

None

Not Applicable

Under Alternative #2, there are no applicable
 Local regulations to be followed.

TABLE 1-2
Potential Standards, Criteria, Guidelines (SCGs)
for the Syracuse Rigging Site

Alternative #2 - Limited Action

SCG

SCG Synopsis

Consideration to Attain SCG

FEDERAL REQUIREMENTS

40 CFR 1910.120
Hazardous Waste Operations
and Emergency Response

This section covers activities at hazardous waste sites in which the operations involve employee exposure or the reasonable possibility of exposure to safety and health hazards. It includes requirements for the development of, among other things, a Safety and Health Program, and a Site Control Program including engineering controls and safe work practices.

Under Alternative #2, on-site monitoring activities will occur. These monitoring activities include the occasional collection of groundwater samples. All on site monitoring activities will be conducted under an approved site specific Health and Safety Plan. Under this plan, site control procedures will be implemented to control employee exposure to hazardous substances. This will include engineering controls, safe work practices, personal protective equipment, or a combination of these.

Alternative #2 - Limited Action

SCG

STATE REQUIREMENTS
 NYSDEC Guideline
 Cleanup of VOC, PAH, metals
 and Gross Soil Contamination
 5-Year Review when Waste is
 Left in Place

Technical and Administrative Guidance
 Memorandum #4046 Recommended Soil
 Cleanup Objectives (TAGM 4046)
 If wastes at levels that are not protective of human
 health and the environment are left in place,
 NYSDEC embraces the approach outlined in
 CERCLA which requires a 5-year review of site
 conditions to determine if the remedial action is
 still protective of public health and the
 environment.

NYSDEC Guidelines
 NYSDEC Analytical Services
 Protocols (NYSDEC ASP or EPA
 CLP methods)

This document contains the State procedures and
 protocols for sample analyses.

LOCAL REQUIREMENTS

None

Not Applicable

FEDERAL REQUIREMENTS
 40 CFR 1910.120
 Hazardous Waste Operations
 and Emergency Response

This section covers activities at hazardous waste
 sites in which the operations involve employee
 exposure or the reasonable possibility of exposure
 to safety and health hazards. It includes
 requirements for the development of, among
 other things, a Safety and Health Program, and a
 Site Control Program including engineering
 controls and safe work practices.

Consideration to Attain SCG

Under the limited action alternative, the soil
 contamination will not be cleaned-up to TAGM
 4046 Recommended Soil Cleanup Objectives
 Under the limited action alternative, the
 contaminated soil would be left in place. When
 waste is left in place at levels which are not
 protective of human health and the environment, a
 5-Year Review will be conducted to determine if
 the overall remedy is protective.

During implementation of this alternative, periodic
 groundwater monitoring will be conducted.
 Samples collected and analyzed will follow ASP
 (or EPA CLP) procedures. Furthermore, samples
 collected will be appropriately validated if required.

Under Alternative #2, there are no applicable
 Local regulations to be followed.

Under Alternative #2, on-site monitoring activities
 will occur. These monitoring activities include the
 occasional collection of groundwater samples. All
 on site monitoring activities will be conducted
 under an approved site specific Health and Safety
 Plan. Under this plan, site control procedures will
 be implemented to control employee exposure to
 hazardous substances, including engineering
 controls, safe work practices, personal protective
 equipment, or a combination of these.

TABLE 1-3
Potential Standards, Criteria, Guidelines (SCGs)
for the Former Syracuse Rigging Site

Alternative #3

SCG

SCG Synopsis

Consideration to Attain SCG

STATE REQUIREMENTS

NYSDEC Guideline
Cleanup of VOC, PAH, metals
and Gross Soil Contamination

Technical and Administrative Guidance
Memorandum #4046 Recommended Soil
Cleanup Objectives (TAGM 4046)

Under these alternatives, the soil contamination
would be cleaned-up to TAGM 4046
Recommended Soil Cleanup Objectives

6 NYCRR Part 371.1 - 371.4
Identification and Listing of
Hazardous Wastes

These Parts establish the procedures for
identifying solid wastes which are subject to
regulation as hazardous wastes. Waste may be
hazardous due to characteristic or listing.

Wastes excavated under a certain remedy have
been or will be tested to determine if they are a
hazardous waste. The testing procedures
identified in this Part will be followed to determine
if the waste is a hazardous waste.

6 NYCRR Part 373-1.1
Hazardous Waste Storage
Permitting Requirements

This Subpart contains requirements regarding
hazardous waste storage permitting requirements.
This Part contains specific exemptions for owners
and operators of storage facilities if waste
generated on-site is stored in containers or tanks
for a period not exceeding 90 days.

During excavation activities, it may be necessary
to temporarily store hazardous waste on site.
However, if wastes are stored in containers or
tanks for less than 90 days and meet certain
requirements, they are exempted from permitting
requirements. All hazardous waste associated
with any remedy will not be stored on site for
longer than 90 days. If hazardous waste must
remain on-site for longer than 90 days due to
unforeseen, temporary and uncontrollable
circumstances, the City will apply for an extension
of up to 30 days.

Alternative #3

SCG

6 NYCRR Part 364.1 - 364.7
Waste Transporter Permits

This part covers the transport of Hazardous Waste within the State of New York. It requires transporter of hazardous waste to apply for and obtain a permit to transport such waste and comply with operating procedures. Additional transport permits may be required should disposal out of State be required.

SCG Synopsis

Consideration to Attain SCG

Any Transporter of hazardous waste off-site will possess a permit in accordance with this Part. The transporter of hazardous waste will have vehicles appropriately marked and placarded in a matter consistent with section 14-f of the New York State Transportation Law. The Transporter will have all wastes properly contained during transport and will remain with the vehicle while it is being filled or discharged. The Transporter will comply with applicable requirements of 6 NYCRR Part 372 for the manifesting of hazardous waste.

6 NYCRR Part 372.3
Standards Applicable to
Transporters

Transporters are required to use the manifest system and follow the record keeping requirements. The manifest documents shall accompany all shipments of hazardous waste while in transit. The manifest document serves as a multipurpose instrument to be used as a tracking, auditing and enforcement device.

Any transporter will not transport hazardous waste without having received an EPA identification number. The transporter will comply with the manifest requirements. The transporter will determine that the generators portions of the manifest are completed and that the generator has signed the generator's certification of the manifest. Manifests will accompany the waste, as required, at all times.

6 NYCRR Section 373-2.14
Secure Landburial Facilities

This Section contains regulations that apply to owners and operators of facilities that dispose of hazardous waste in landfills.

The City will select a secure landfill that is in compliance with this section for disposal of hazardous waste if hazardous waste is encountered.

TABLE 1-3
 Potential Standards, Criteria, Guidelines (SCGs)
 for the Former Syracuse Rigging Site

Alternative #3

SCG

6 NYCRR Part 376
 Land Disposal Restrictions

This part identifies hazardous wastes that are restricted from land disposal and defines those limited circumstances under which an otherwise prohibited waste may be land disposed. It also indicates certain waste analysis and record keeping procedures that must be followed.

SCG Synopsis

Consideration to Attain SCG

If the soil to be disposed of off-site exhibits a characteristic of hazardous waste, it will be disposed of in accordance with Section 376.4. Appropriate waste analysis and record keeping requirements will be followed as necessary.

Draft DER-10 Technical
 Guidance Document
 Appendix 1A Community Air
 Monitoring Plan (CAMP)

The intent of the CAMP is to provide a measure of protection for the downwind community from potential airborne contaminant releases as a direct result of investigative and remedial work activities.

During excavation activities, the ambient air will be monitored for Volatile Vapors and Particulates.

NYSDEC Guidelines
 NYSDEC Analytical Services
 Protocols (NYSDEC ASP or EPA
 CLP methods)

This document contains the State procedures and protocols for sample analyses.

During implementation of this alternative, periodic groundwater monitoring will be conducted.

6 NYCRR Part 621
 Uniform Procedures

This part describes general requirements for applications for permits. This procedure will be followed for a permit if one is necessary.

Samples collected and analyzed will follow ASP (or EPA CLP) procedures. Furthermore, samples collected will be appropriately validated if required. The City will submit a properly completed NYSDEC application form, supporting documentation (a location map or plan at an appropriate scale showing the point of discharge into the receiving waters), and other supplemental information that NYSDEC notifies the City is necessary to review the application.

6 NYCRR Part 624
 Permit Hearing Procedures

This Part applies to hearings conducted by the NYSDEC on applications for permits or on denials of permits.

If a hearing is conducted for the purpose of issuing a permit, the City will participate in the hearing and follow the procedures associated with this Part.

TABLE 1-3
Potential Standards, Criteria, Guidelines (SCGs)
for the Former Syracuse Rigging Site

Alternative #3

SCG

SCG Synopsis

Consideration to Attain SCG

NYS SPDES General Permit for Stormwater Discharges from Construction Activity

Regulates the discharge of pollutants to the waters of New York State.

During the excavation activities, stormwater pollution prevention plans and structures will be incorporated into the remedial design.

LOCAL REQUIREMENTS

County of Onondaga Department of Drainage and Sanitation - Rules and Regulations Relating to the Use of the Public Sewer System

These Rules and Regulations set uniform requirements for the discharges into the wastewater collection and treatment system of the County and provides a means for determining wastewater volume, constituents and characteristics, the setting of industrial waste surcharges and fines and the issuance of permits to certain users.

If remediation wastewaters are discharged into the County sewer system, the City of Syracuse will apply for, obtain and follow the permit conditions for an industrial waste discharge permit in accordance with these Rules and Regulations.

FEDERAL REQUIREMENTS

40 CFR 1910.120
Hazardous Waste Operations and Emergency Response

This section covers the clean-up activities at hazardous waste sites in which the operations involve employee exposure or the reasonable possibility of exposure to safety and health hazards. It includes requirements for the development of, among other things, a Safety and Health Program, and a Site Control Program including engineering controls and safe work practices.

On site work will be conducted under an approved site specific Health and Safety Plan. Under this plan, site control procedures will be implemented to control employee exposure to hazardous substances. This will include engineering controls, safe work practices, personal protective equipment, or a combination of these.

TABLE 1-4
Potential Standards, Criteria, Guidelines (SCGs)
for the Former Syracuse Rigging Site

Alternative #4A, #4B, #4C, and #5

SCG Synopsis

SCG

STATE REQUIREMENTS

NYSDEC Guideline
Cleanup of VOC, PAH, metals
and Gross Soil Contamination

Technical and Administrative Guidance
Memorandum #4046 Recommended Soil
Cleanup Objectives (TAGM 4046)

Under these alternatives, the soil contamination
would not cleaned-up to TAGM 4046
Recommended Soil Cleanup Objectives

6 NYCRR Part 371.1 - 371.4
Identification and Listing of
Hazardous Wastes

These Parts establish the procedures for
identifying solid wastes which are subject to
regulation as hazardous wastes. Waste may be
hazardous due to characteristic or listing.

Wastes excavated under a certain remedy have
been or will be tested to determine if they are a
hazardous waste. The testing procedures
identified in this Part will be followed to determine
if the waste is a hazardous waste.

6 NYCRR Part 373-1.1
Hazardous Waste Storage
Permitting Requirements

This Subpart contains requirements regarding
hazardous waste storage permitting requirements.
This Part contains specific exemptions for owners
and operators of storage facilities if waste
generated on-site is stored in containers or tanks
for a period not exceeding 90 days.

During excavation activities, it may be necessary
to temporarily store hazardous waste on site.
However, if wastes are stored in containers or
tanks for less than 90 days and meet certain
requirements, they are exempted from permitting
requirements. All hazardous waste associated
with any remedy will not be stored on site for
longer than 90 days. If hazardous waste must
remain on-site for longer than 90 days due to
unforeseen, temporary and uncontrollable
circumstances, the City will apply for an extension
of up to 30 days.

Consideration to Attain SCG

TABLE 1-4
 Potential Standards, Criteria, Guidelines (SCGs)
 for the Former Syracuse Rigging Site

Alternative #4A, #4B, #4C, and #5

<u>SCG</u>	<u>SCG Synopsis</u>	<u>Consideration to Attain SCG</u>
6 NYCRR Part 364.1 - 364.7 Waste Transporter Permits	This part covers the transport of Hazardous Waste within the State of New York. It requires transporter of hazardous waste to apply for and obtain a permit to transport such waste and comply with operating procedures. Additional transport permits may be required should disposal out of State be required.	Any Transporter of hazardous waste off-site will possess a permit in accordance with this Part. The transporter of hazardous waste will have vehicles appropriately marked and placarded in a matter consistent with section 14-f of the New York State Transportation Law. The Transporter will have all wastes properly contained during transport and will remain with the vehicle while it is being filled or discharged. The Transporter will comply with applicable requirements of 6 NYCRR Part 372 for the manifesting of hazardous waste.
6 NYCRR Part 372.3 Standards Applicable to Transporters	Transporters are required to use the manifest system and follow the record keeping requirements. The manifest documents shall accompany all shipments of hazardous waste while in transit. The manifest document serves as a multipurpose instrument to be used as a tracking, auditing and enforcement device.	Any transporter will not transport hazardous waste without having received an EPA identification number. The transporter will comply with the manifest requirements. The transporter will determine that the generators portions of the manifest are completed and that the generator has signed the generator's certification of the manifest. Manifests will accompany the waste, as required, at all times.
6 NYCRR Section 373-2.14 Secure Landburial Facilities	This Section contains regulations that apply to owners and operators of facilities that dispose of hazardous waste in landfills.	The City will select a secure landfill that is in compliance with this section for disposal of hazardous waste if hazardous waste is encountered.

TABLE 1-4
Potential Standards, Criteria, Guidelines (SCGs)
for the Former Syracuse Rigging Site

Alternative #4A, #4B, #4C, and #5

<u>SCG</u>	<u>SCG Synopsis</u>	<u>Consideration to Attain SCG</u>
6 NYCRR Part 376 Land Disposal Restrictions	This part identifies hazardous wastes that are restricted from land disposal and defines those limited circumstances under which an otherwise prohibited waste may be land disposed. It also indicates certain waste analysis and record keeping procedures that must be followed.	If the soil to be disposed of off-site exhibits a characteristic of hazardous waste, it will be disposed of in accordance with Section 376.4. Appropriate waste analysis and record keeping requirements will be followed as necessary.
Draft DER-10 Technical Guidance Document Appendix 1A Community Air Monitoring Plan (CAMP)	The intent of the CAMP is to provide a measure of protection for the downwind community from potential airborne contaminant releases as a direct result of investigative and remedial work activities.	During excavation activities, the ambient air will be monitored for Volatile Vapors and Particulates.
NYSDEC Guidelines NYSDEC Analytical Services Protocols (NYSDEC ASP or EPA CLP methods)	This document contains the State procedures and protocols for sample analyses.	During implementation of this alternative, periodic groundwater monitoring will be conducted. Samples collected and analyzed will follow ASP (or EPA CLP) procedures. Furthermore, samples collected will be appropriately validated if required. The City will submit a properly completed NYSDEC application form, supporting documentation (a location map or plan at an appropriate scale showing the point of discharge into the receiving waters), and other supplemental information that NYSDEC notifies the City is necessary to review the application.
6 NYCRR Part 621 Uniform Procedures	This part describes general requirements for applications for permits. This procedure will be followed for a permit if one is necessary.	If a hearing is conducted for the purpose of issuing a permit, the City will participate in the hearing and follow the procedures associated with this Part.
6 NYCRR Part 624 Permit Hearing Procedures	This Part applies to hearings conducted by the NYSDEC on applications for permits or on denials of permits.	If a hearing is conducted for the purpose of issuing a permit, the City will participate in the hearing and follow the procedures associated with this Part.

TABLE 1-4
Potential Standards, Criteria, Guidelines (SCGs)
for the Former Syracuse Rigging Site

Alternative #4A, #4B, #4C, and #5

SCG

SCG Synopsis

Consideration to Attain SCG

NYS SPDES General Permit for Stormwater Discharges from Construction Activity

Regulates the discharge of pollutants to the waters of New York State.

During the excavation activities, stormwater pollution prevention plans and structures will be incorporated into the remedial design.

LOCAL REQUIREMENTS

County of Onondaga Department of Drainage and Sanitation - Rules and Regulations Relating to the Use of the Public Sewer System

These Rules and Regulations set uniform requirements for the discharges into the wastewater collection and treatment system of the County and provides a means for determining wastewater volume, constituents and characteristics, the setting of industrial waste surcharges and fines and the issuance of permits to certain users.

If remediation wastewaters are discharged into the County sewer system, the City of Syracuse will apply for, obtain and follow the permit conditions for an industrial waste discharge permit in accordance with these Rules and Regulations.

FEDERAL REQUIREMENTS

40 CFR 1910.120
Hazardous Waste Operations and Emergency Response

This section covers the clean-up activities at hazardous waste sites in which the operations involve employee exposure or the reasonable possibility of exposure to safety and health hazards. It includes requirements for the development of, among other things, a Safety and Health Program, and a Site Control Program including engineering controls and safe work practices.

On site work will be conducted under an approved site specific Health and Safety Plan. Under this plan, site control procedures will be implemented to control employee exposure to hazardous substances. This will include engineering controls, safe work practices, personal protective equipment, or a combination of these.

Table 2
Comparative (Quantitative) Analysis of Alternatives
Syracuse Rigging Site - Syracuse, New York
Brownfield Site Investigation/Remedial Alternatives (SIRA) Report

Evaluation Criteria	Maximum Score	Alternative #1	Alternative #2	Alternative #3	Alternative #4A	Alternative #4B	Alternative #4C	Alternative #5
1. Compliance with SCGs	10	0	0	10	5	7	8	7
2. Short Term Effectiveness	10	2	6	5	9	9	5	9
3. Long Term Effectiveness and Permanence	15	0	2	10	4	5	7	7
4. Reduction of Mobility, Toxicity, and Volume	15	0	0	15	7	12	13	10
5. Implementability	15	13	13	8	11	11	7	11
6. Overall Protection of Human Health and the Environment	20	0	3	20	13	16	15	18
7. Cost	15	15	14	0	8	7	4	9
Total Quantitative Ranking	100	30	38	68	57	67	59	71

Description of Alternatives

Alternative #1	No Action
Alternative #2	Limited Actions
Alternative #3	Removal and offsite disposal of all non-native fill materials Removal and offsite disposal of contaminated native materials
Alternative #4A	Removal and offsite disposal of all surficial soils Removal and offsite disposal of Northwestern "Hot Spot" Soils Establishment of a two-foot soil cover over the site
Alternative #4B	Removal and offsite disposal of all surficial soils Removal and offsite disposal of Northwestern "Hot Spot" and Southwestern Diesel Stained Soils Establishment of a two-foot soil cover over the site
Alternative #4C	Removal and offsite disposal of all surficial soils Removal and offsite disposal of PAH/metals contaminated subsurface soils (up to 4 feet bgs) Removal and offsite disposal of Northwestern "Hot Spot" and Southwestern Diesel Stained Soils Establishment of a four-foot soil cover over the site
Alternative #5	Removal and offsite disposal of Northwestern "Hot Spot" and Southwestern Diesel Stained Soils Establishment of an asphalt cover over the site

FIGURES



FIGURE 1 - LOCATION PLAN

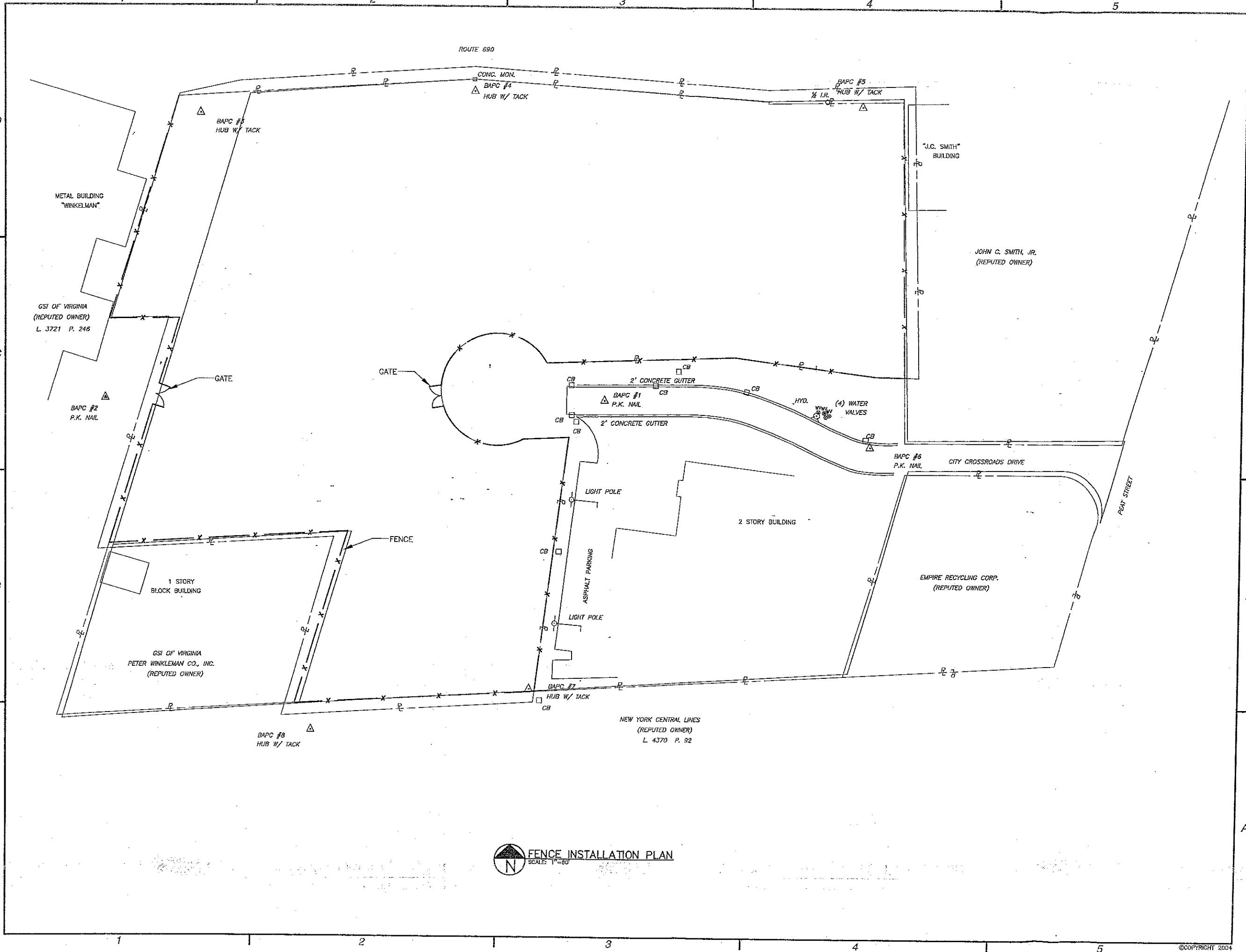
CITY CROSSROADS PARK
 341 PEAT STREET
 SYRACUSE, NEW YORK

REMEDIAL ALTERNATIVES

Scale: 1" = 2,000'



11/11/05 09:16 535 H:\C:\DOCUMENTS AND SETTINGS\TEMP\APUBUSH_3880\X_P_L_RELATIONS



BDA BEARDSLEY DESIGN ASSOCIATES
 Architecture, Engineering, Landscape Architecture, P.C.
 431 East Fayette Street
 Syracuse, New York 13202
 PH 315.472.6980
 FX 315.472.5525
 E-mail BDA@beardsley.com

REMEDIAL ALTERNATIVES
 NYSDEC SPILL NO. 0005223
 CITY CROSSROADS PARK
 341 PEAT STREET
 SYRACUSE, NEW YORK

REVISIONS BY: _____
 DATE: _____
 RE-LOT REVISION DRAWING
 DO NOT PLOT

WARNING
 ANY ALTERATIONS TO THIS DOCUMENT ARE
 CONSIDERED TO BE UNLAWFUL UNDER NEW YORK
 STATE EDUCATION LAW AND STRICTLY PROHIBITED.

ENVIRONMENTAL ALTERNATIVE #2 FENCE INSTALLATION PLAN

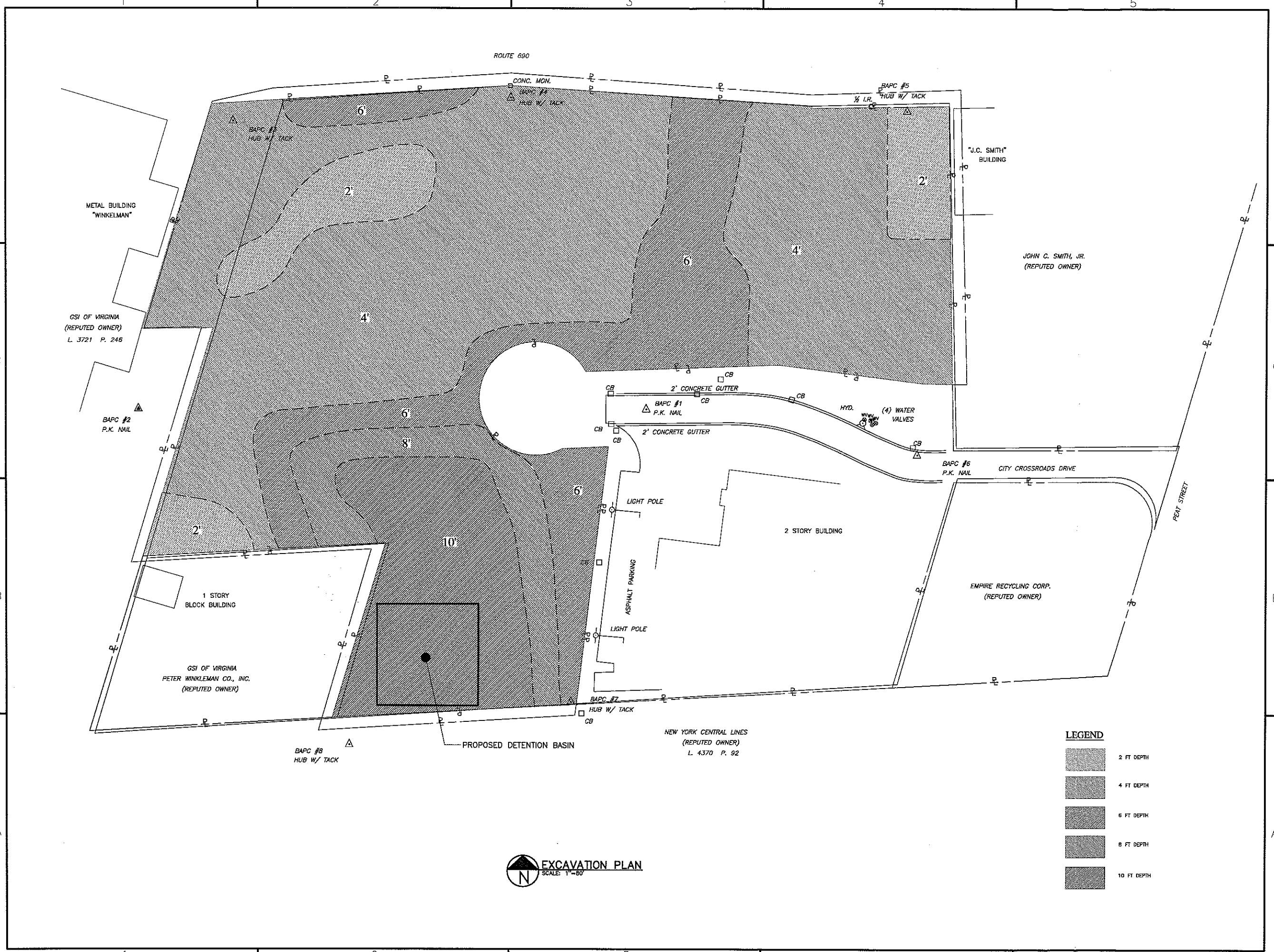
Project Number: 02850	Designed By: MDK
Drawn By: FJS	Reviewed By: *

NO. ISSUED TO BIDDERS	DATE
NO. REVISION DESCRIPTION	DATE
Date: UNSTAMPED	
Drawing Number	
FIG-2	
of 3	

THIS DOCUMENT MAY NOT BE REPRODUCED WITHOUT WRITTEN PERMISSION FROM BDA.

FENCE INSTALLATION PLAN
 SCALE: 1"=80'

10/2/06 14:36 FJS B16 SA\PROJECTS\BIA\02850\DRAWINGS\A-PL-001A.DWG



EXCAVATION PLAN
SCALE: 1"=50'

LEGEND

[Pattern]	2 FT DEPTH
[Pattern]	4 FT DEPTH
[Pattern]	6 FT DEPTH
[Pattern]	8 FT DEPTH
[Pattern]	10 FT DEPTH

BDA BEARDSLEY DESIGN ASSOCIATES
Architecture, Engineering, Landscape Architecture, P.C.
491 East Fayette Street
Syracuse, New York 13202
Ph 315.472.6980
Fax 315.472.3523
E-mail BDA@beardsley.com

REMEDIAL ALTERNATIVES
NYSDEC SPILL NO. 0005223
CITY CROSSROADS PARK
341 PEAT STREET
SYRACUSE, NEW YORK

REVISED BY: _____
DATE: _____
 REPT. OF REVISED DRAWING
 DO NOT PLOT

WARNING
ANY ALTERATIONS TO THIS DOCUMENT NOT CONFORMING TO SECTION 1701, NEW YORK STATE EDUCATION LAW ARE STRICTLY PROHIBITED.

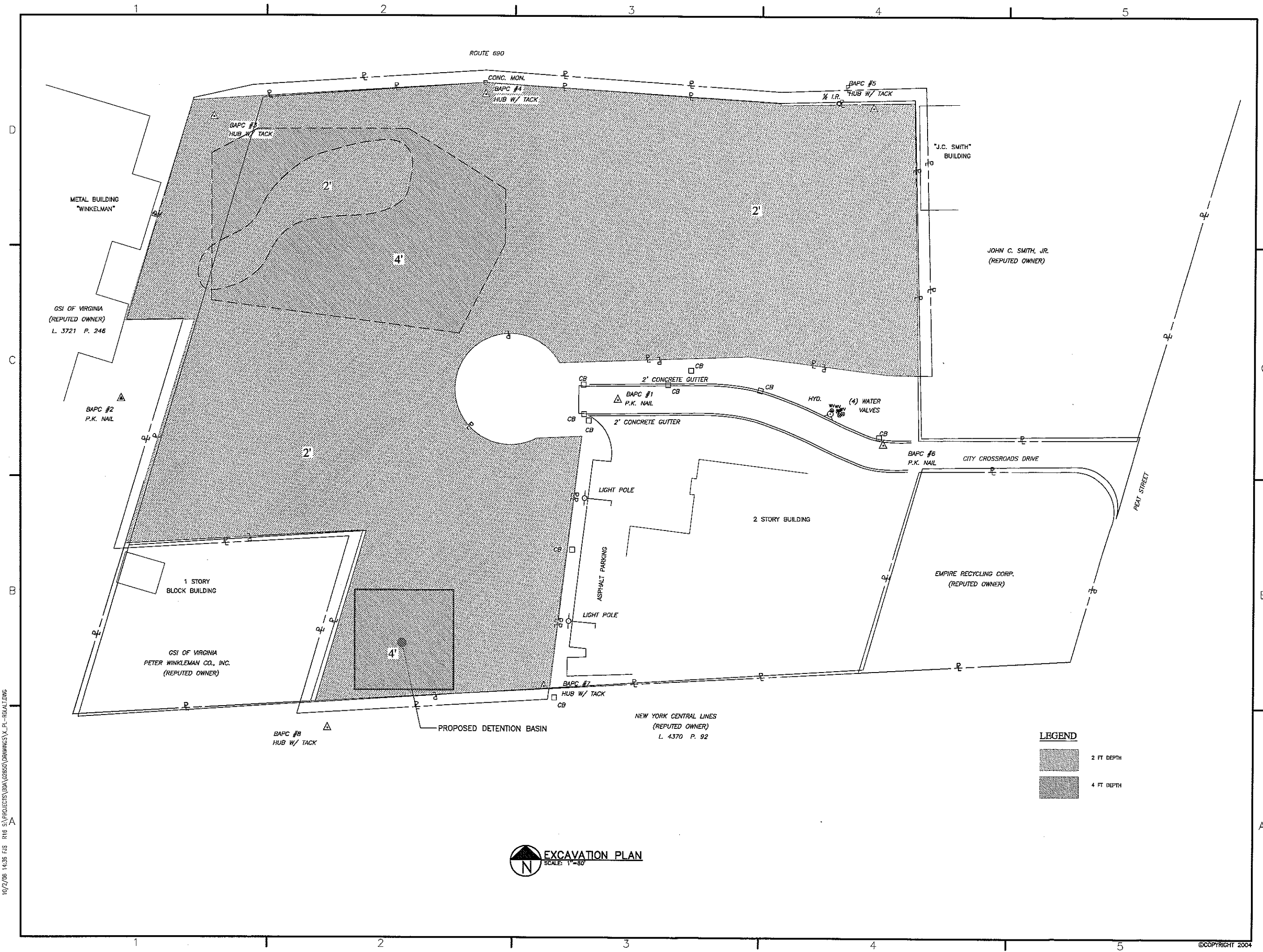
ENVIRONMENTAL ALTERNATIVE #3 EXCAVATION PLAN

Project Number:	02850	Designed By:	MDK
Drawn By:	FJS	Reviewed By:	

NO	REVISION DESCRIPTION	BY	DATE

Date: UNSTAMPED
Drawing Number


FIG-3
of 3
THIS DOCUMENT MAY NOT BE REPRODUCED WITHOUT WRITTEN PERMISSION FROM BDA.




10/2/06 14:36 FJS 1816 S:\PROJECTS\06A\02850\DRAWINGS\X_PL-ROAD.LDWG


EXCAVATION PLAN
 SCALE: 1" = 80'

LEGEND

 2 FT DEPTH

 4 FT DEPTH

BDA BEARDSLEY DESIGN ASSOCIATES
 Architecture, Engineering, Landscape Architecture, P.C.
 431 East Fayette Street
 Syracuse, New York 13202
 PH 315.472.6980
 FAX 315.472.3523
 E-mail BDA@beardsley.com

REMEDIAL ALTERNATIVES
 NYSDEC SPILL NO. 0005223
 CITY CROSSROADS PARK
 341 PEAT STREET
 SYRACUSE, NEW YORK

REVISED BY: _____
 DATE: _____
 REVISION REVISED DRAWING
 DO NOT PLOT

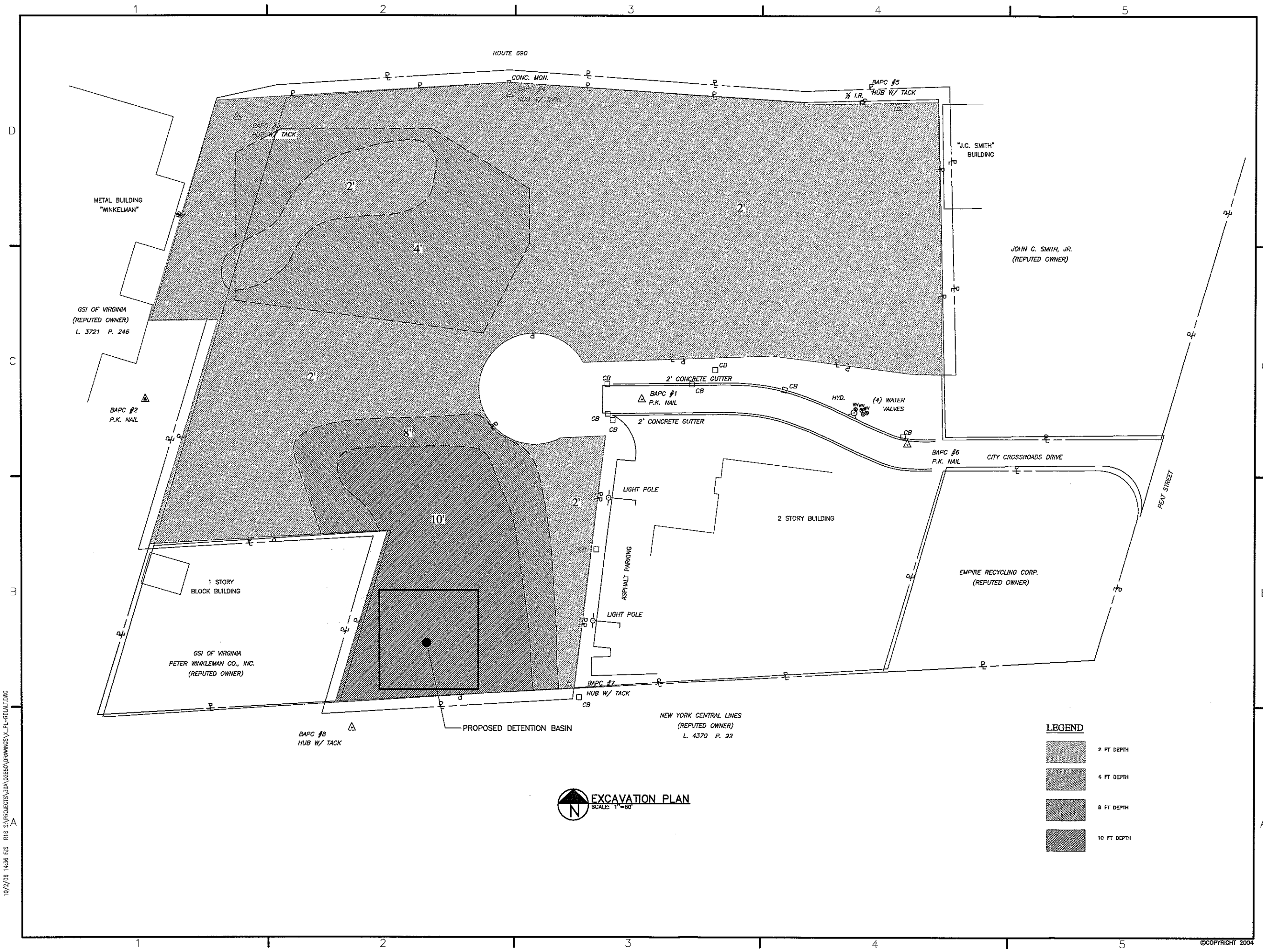
WARNING
 ANY ALTERATIONS TO THIS DOCUMENT NOT
 CONCERNING TO SECTION 1307, NEW YORK
 STATE EDUCATION LAW ARE STRICTLY PROHIBITED.

**ENVIRONMENTAL
 ALTERNATIVE #4A
 EXCAVATION
 PLAN**

Project Number: 02850 Designed By: MDK
 Drawn By: FJS Reviewed By: *

NO	REVISION DESCRIPTION	BY	DATE

Date: UNSTAMPED
 Drawing Number
FIG-4A



BDA BEARDSLEY DESIGN ASSOCIATES
 Architecture, Engineering, Landscape Architecture, P.C.
 Ph 315-472-6980
 Fax 315-472-3523
 431 East Fayette Street
 Syracuse, New York 13202
 E-mail BDA@Beardsley.com

REMEDIAL ALTERNATIVES
 NYSDEC SPILL NO. 0005223
 CITY CROSSROADS PARK
 341 PEAT STREET
 SYRACUSE, NEW YORK

REVISED BY: _____
 DATE: _____
 REPORT REVISED DRAWING
 DO NOT PLOT

WARNING
 ANY ALTERATIONS TO THIS DOCUMENT NOT
 CONFORMING TO SECTION 1707, NEW YORK
 STATE EDUCATION LAW ARE STRICTLY PROHIBITED

**ENVIRONMENTAL
 ALTERNATIVE #4B
 EXCAVATION
 PLAN**

Project Number: 02850
 Designed By: MDK
 Drawn By: EJS
 Reviewed By: *

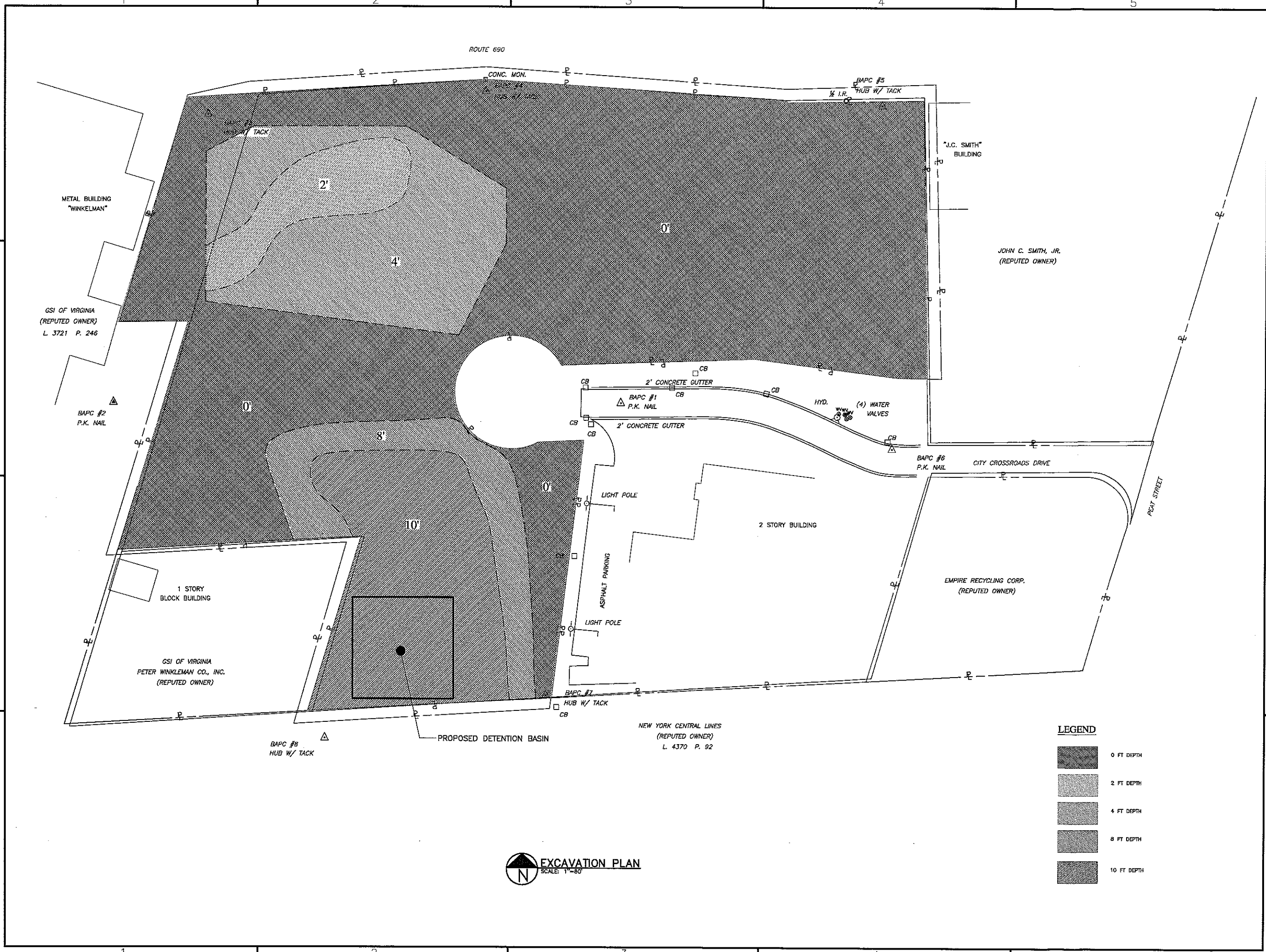
NO	REVISION DESCRIPTION	BY	DATE

Date: _____
 UNSTAMPED
 Drawing Number
FIG-4B

THIS DOCUMENT MAY NOT BE REPRODUCED
 WITHOUT WRITTEN PERMISSION FROM BDA.

10/2/06 14:36 F.S. R18 S:\PROJECTS\BIA\02850\DRAWINGS\A_H-RELA.DWG

10/2/06 14:30 FJS RT16 S:\PROJECTS\EMBA\202600\DRAWINGS\A_P-RELOC.DWG



EXCAVATION PLAN
SCALE: 1"=80'

LEGEND

- 0 FT DEPTH
- 2 FT DEPTH
- 4 FT DEPTH
- 8 FT DEPTH
- 10 FT DEPTH

BDA BEARDSLEY DESIGN ASSOCIATES
Architecture, Engineering, Landscape Architecture, P.C.
431 East Fayette Street
Syracuse, New York 13202
Ph 315.472.6980
Fax 315.472.3523
E-mail BDA@Beardsley.com

REMEDIAL ALTERNATIVES
NYSDEC SPILL NO. 0005223
CITY CROSSROADS PARK
341 PEAT STREET
SYRACUSE, NEW YORK

REVISED BY: _____
DATE: _____
 REVISION REVISED DRAWING
 DO NOT PLST

WARNING
ANY ALTERATIONS TO THIS DOCUMENT NOT CONFORMING TO SECTION 750, NEW YORK STATE EDUCATION LAW ARE STRICTLY PROHIBITED.

ENVIRONMENTAL ALTERNATIVE #5 EXCAVATION PLAN

Project Number: 02850	Designed By: MDK
Drawn By: FJS	Reviewed By: *

NO	REVISION DESCRIPTION	BY	DATE
0	ISSUED TO BIDDERS		

Date: UNSTAMPED
Drawing Number

FIG-5
of 3
THIS DOCUMENT MAY NOT BE REPRODUCED WITHOUT WRITTEN PERMISSION FROM BDA.