



2020 PERIODIC REVIEW REPORT

FRANCZYK PARK SITE
550-564 Babcock Street
Buffalo, New York
NYSDEC ID: B00174

17-039-1144

Prepared for:



City of Buffalo
Office of Strategic Planning
Division of Environmental Affairs

Prepared by:



LiRo Engineers, Inc.
690 Delaware Avenue
Buffalo, New York 14209

December 23, 2020

Table of Contents

1.0	Introduction.....	1
1.1	Background Information.....	1
1.2	Regulatory History.....	1
2.0	Site Overview.....	3
3.0	Site Management.....	4
3.1	Monitoring and Maintenance Program	4
3.1.1	Site Inspection and Certification	4
3.1.2	Groundwater Monitoring.....	5
3.2	Institutional and Engineering Control Requirements and Compliance	6
3.2.1	Corrective Actions.....	6
4.0	Conclusions and Recommendations	7

List of Figures

Figure 1 **Site Location**

Figure 2 **Site Plan**

List of Tables

Table 1 **Summary of Groundwater Elevations**

Table 2 **Summary of Groundwater Field Parameters**

Table 3 **Summary of Groundwater Semi-Volatile Organic Compounds (SVOCs) Results**

Table 4 **Summary of Groundwater Target Analyte List (TAL) Metals Results**

List of Appendices

Appendix A **PRR Certification Form**

Appendix B **Site Inspection Form**

Appendix C **Site Photographic Log**

Appendix D **Monitoring Well Purge and Sample Logs**

Appendix E **Laboratory Analytical Reports – Included on Attached CD**

Appendix F **Concentration Versus Time Plots for Selected Metals**

Appendix G **Corrective Action Work Plan**

1.0 Introduction

LiRo Engineers, Inc. (LiRo) has prepared this Periodic Review Report (PRR) on behalf of the City of Buffalo (COB) to summarize the post remedial status of the New York State Department of Environmental Conservation (NYSDEC) State Assistance Contract (SAC) Site No. B00174, located at 550 and 564 Babcock Street in the City of Buffalo, Erie County, New York (the “Site”; see Figure 1).

This PRR has been prepared for the Franczyk Park Site in accordance with NYSDEC Division of Environmental Remediation (DER)-10 *Technical Guidance for Site Investigation and Remediation*. The NYSDEC Institutional and Engineering Controls (IC/EC) Certification Form has been completed for the Site (Appendix A). This PRR and associated inspection form have been completed for the post-remedial activities at the Site for the reporting period from September 15, 2019 to September 15, 2020.

1.1 Background Information

The Franczyk Park Site (Site) is located at 550 and 564 Babcock Street in the City of Buffalo, Erie County, New York (Figure 1).

The Site is a public park composed of two adjoining parcels totaling an approximately 15.49-acre area bounded by Lyman Street to the north, Fleming Street to the south, New Babcock Street to the east, and Lewis Street to the west. The Site is generally rectangular in shape and is in an area that is zoned for industrial use. Land use in the vicinity of the Site is characterized as a mixture of commercial, industrial, and residential. Residential properties are located on the south side of Fleming Street and on the west side of Lewis Street.

The Site was first developed by Buffalo Fertilizing Chemical Works, (L.L. Crocker) as an agricultural fertilizer manufacturing facility. These manufacturing operations lasted almost a century while the facility underwent a number of name changes during its tenure as a fertilizer manufacturing facility. The parcel adjoining the northwest corner of the Site was sold to the Thaddeus Joseph Dulski Community Center, Inc. in 1975. The following year, the remainder of the Site was sold to the Industrial Refining Corporation and then to Car Salvage World in 1977. The Site was used as an automobile junk yard in the final years until Car Salvage World went bankrupt in 1981. The Brondy Real Estate Co. acquired the Site and later sold it to the City of Buffalo in 1984. The City of Buffalo redeveloped the Site into a park in 1987.

1.2 Regulatory History

The City of Buffalo entered into a SAC with the NYSDEC to complete a Site Investigation/Remedial Alternatives Report (SI/RAR) for the Site. The Site investigation, performed in the fall of 2003 and the spring of 2004, identified contaminated subsurface soil/fill throughout the Site as well as a minor amount of contaminated surface soil/fill in some high traffic areas.

Following the completion of the SI, an SI/RAR was prepared to describe the approach and results of the investigation, and provided an assessment of the risks posed by the contaminants encountered. The report also described the process used to develop and evaluate alternatives for addressing the contaminated media at the Site. Based on the SI/RAR, a Proposed Remedial Action Plan (PRAP) was prepared. The PRAP

was finalized in the March 2005 Record of Decision (ROD) following receipt of public input. The ROD presents the remedies that were selected by NYSDEC and the New York State Department of Health (NYSDOH) to address the identified contamination.

A Remedial Action Work Plan (RAWP) was prepared in March 2006 to describe the specific remedial activities that were proposed for the Site. In December 2006, the City of Buffalo entered into an agreement with a contractor to implement the RAWP.

On June 15, 2016, a Certificate of Completion was issued by NYSDEC indicating approval of the Final Engineering Report and satisfactory completion of the remediation phase of the environmental restoration project.

2.0 Site Overview

The Franczyk Park Site is an approximately 15.49-acre public park located at 550 and 564 Babcock Street in the City of Buffalo, Erie County, New York (Figure 1). The environmental restoration of the park was completed in 2016 and the Site Management Plan (SMP) prepared by KHEOPS Architecture, Engineering, & Survey, DPC (KHEOPS) was implemented in 2016 by the City of Buffalo.

3.0 Site Management

3.1 Monitoring and Maintenance Program

3.1.1 Site Inspection and Certification

In accordance with NYSDEC DER-10 6.3(a)(4), this PRR is to provide the information necessary to document the basis for the IC/EC certification. The certification primarily consists of a Site inspection to complete the NYSDEC's IC/EC Certification Form in order to confirm:

- That the IC/ECs are in place, performing properly, and remain effective;
- that nothing has occurred that would impair the ability of the controls to protect the public health and environment;
- that nothing has occurred that would constitute a violation or failure to comply with any operation and maintenance plan for such controls; and,
- that access is available to the Site to evaluate continued maintenance of such controls.

The Site inspection of the property was conducted on December 9, 2019 by a LiRo employee who meets the requirements of a Qualified Environmental Professional (QEP). The Site inspection included the following components:

- inspection of the Site Soil cover system;
- inspection of the groundwater containment system (interceptor trenches);
- inspection of the site access and security systems; and,
- inspection of Site monitoring wells shown on Figure 2.

The Site soil cover system inspection included a complete walk of the entire Site area. Evidence of erosion, ponding water, tree and brush growth, and protruding objects were not observed within the Site area. Vehicle ruts (most likely from lawn mowing equipment) were observed on the north side of the Site near the basketball courts. The ruts were approximately 4-inches deep. Geotextile material was observed in low spots within the swing set area.

The inspection of the groundwater containment system including inspection of interceptor trench cleanouts and sewer tie-ins. No obstructions were observed within the interceptor trench system.

The Site monitoring wells were found to be in generally good condition. At the time of the Site inspection, monitoring well MW-5 was not located and was believed to have been buried. Due to the COVID pandemic, well MW-05 was not replaced as planned in the spring of 2020. The Corrective Action Work Plan for replacing the well is provided in Appendix G.

At the time of the inspection, the Site was in compliance with the IC/ECs. Appendix A includes the completed IC/ECs Certification form and Appendix B contains the completed Site inspection form. Appendix C provides a photographic log showing the current conditions of the Site at the time of the inspections.

3.1.2 Groundwater Monitoring

The SMP specifies that groundwater sampling would be performed at four down-gradient monitoring wells (MW-03, MW-05, MW-07, and MW0-8) on an annual basis and would include analysis of Target Compound List (TCL) Semi-Volatile Organic Compounds (SVOCs) and Target Analyte List (TAL) metals. Sampling of the monitoring wells is to be conducted using low-flow sampling procedures.

As previously discussed, one groundwater monitoring well (MW-5) was not located. As a result, MW-5 was not sampled during this groundwater monitoring event.

The following groundwater monitoring activities were performed during this PRR reporting period to assess Site conditions:

- groundwater sample collection from monitoring wells MW-03, MW-07, and MW-08 using low-flow sampling techniques;
- analysis of field parameters (pH, oxidation-reduction potential, temperature, turbidity, and specific conductivity) at each monitoring well during the low-flow sampling procedure;
- analysis of the collected samples for TCL SVOCs and TAL Metals by a New York State Department of Health (NYSDEC) environmental laboratory approval program (ELAP)-certified laboratory;
- inspection and documentation of the structural integrity of the monitoring wells; and,
- collection of groundwater elevation data from the sampled monitoring wells (MW-03, MW-07, and MW-08).

Groundwater level monitoring and sampling was performed on December 6 and 9, 2019 at monitoring wells MW-03, MW-07, and MW-08. Table 1 provides a summary of the groundwater elevation data for the Site monitoring wells.

Monitoring wells were purged and sampled using standard low-flow techniques. A “blind” duplicate sample (MW-D) was collected from monitoring well MW-08 as a quality assurance/quality control (QA/QC) check.

Purged groundwater was collected and contained in 5-gallon plastic buckets until the completion of sampling. The collected groundwater was discharged to the interceptor trench collection system after sample collection.

Field parameters measured at each of the sampled monitoring wells are summarized in Table 2. TCL SVOC analytical results are presented in Table 3. TAL metals analytical results are presented in Table 4. Monitoring well purge and sample logs are provided in Appendix D. Laboratory analytical reports are provided in Appendix E. M3etals concentration trend charts are provided in Appendix F.

3.2 Institutional and Engineering Control Requirements and Compliance

The following engineering and institutional controls (IC/ECs) are to be maintained as a requirement of the SAC for the Site:

- **Engineering Controls:** Engineering controls (ECs) for the Site consist of a soil cover system and a groundwater containment system.

The Site soil cover system and Site groundwater containment system are operating as designed and are being maintained and monitored as required.

- **Institutional Controls:** Institutional controls (ICs) for the Site consist of a groundwater use restriction, an IC/EC plan, a land use restriction, a monitoring plan, a SMP, and a soil management plan.

The monitoring and maintenance activities are being conducted.

3.2.1 Corrective Actions

The submittal of the 2020 PRR and replacement of monitoring well MW-05 were delayed due to COVID-related funding constraints. The Corrective Action Work Plan for MW-05 is attached. It is anticipated that the well will be replaced during the 2021 reporting period and that the 2021 sampling and reporting will be conducted on schedule.

4.0 Conclusions and Recommendations

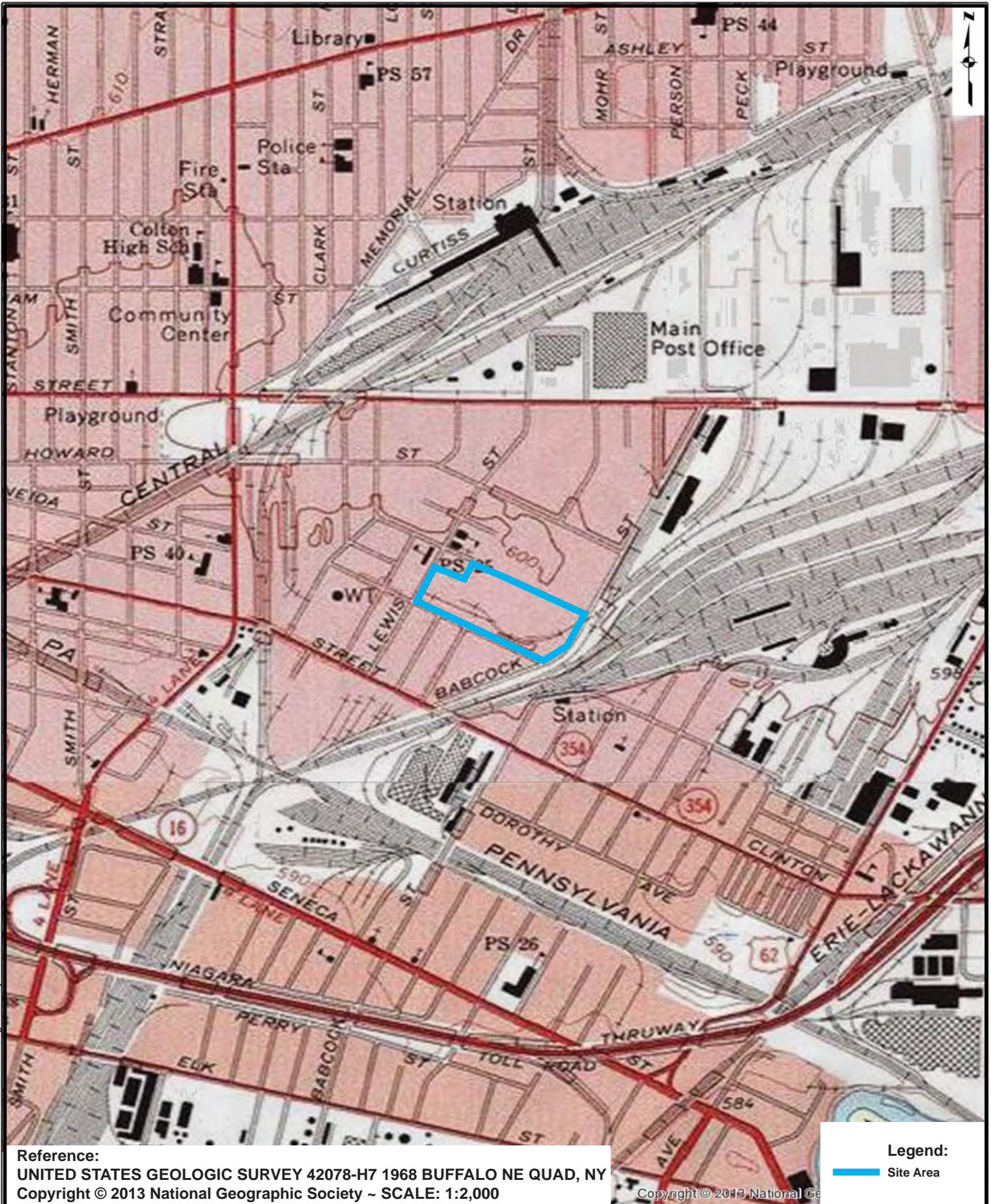
Conclusions from the monitoring, maintenance, and inspection activities performed during the current PRR reporting period are as follows.

- At the time of the Site inspection, the Site was in compliance with the ECs/ICs including: groundwater monitoring, inspection, and maintenance of the groundwater monitoring wells; inspection and maintenance of the groundwater containment system; and, inspection and maintenance of the Site soil cover system. Monitoring well MW-05, which has not been located since 2017, will be replaced with monitoring well MW-05R.
- TCL SVOC analytical results obtained from monitoring wells MW-03, MW-07, and MW-08 indicate that detectable concentrations of phenol are present in monitoring wells MW-03 and MW-07.
- TAL metals analytical results obtained from monitoring wells MW-03, MW-07, and MW-08 indicate detectable concentrations of metals in each of the monitoring wells sampled. Antimony, beryllium, cadmium, iron, lead, magnesium, manganese, nickel, sodium, and thallium were detected at concentrations exceeding the Class “GA” AWQSGVs in monitoring well MW-03. Antimony, manganese, and selenium were detected at concentrations exceeding the Class “GA” AWQSGVs in monitoring well MW-07. Antimony, iron, magnesium, manganese, and selenium were detected at concentrations exceeding the Class “GA” AWQSGVs in monitoring well MW-08.
- Based on visual inspection, the groundwater monitoring wells were observed to be structurally sound.
- Based on physical inspection, the groundwater monitoring wells were found to be free of obstructions and a minimal amount of silt accumulation was observed in each of the inspected wells.

Based on the conclusions presented above, the Site has been in operation and in compliance with the SMP since the Certificate of Completion was issued by NYSDEC on June 15, 2016. LiRo recommends the following with regards to the operation, maintenance, and monitoring at the Site.

- Additional wood chips should be added in low spots within the swing set area;
- The ruts in the play area will be filled in;
- The replacement well for MW-05 should be installed;
- Site inspections should continue to be performed annually; and,
- Groundwater monitoring should continue to be performed annually.

Figures

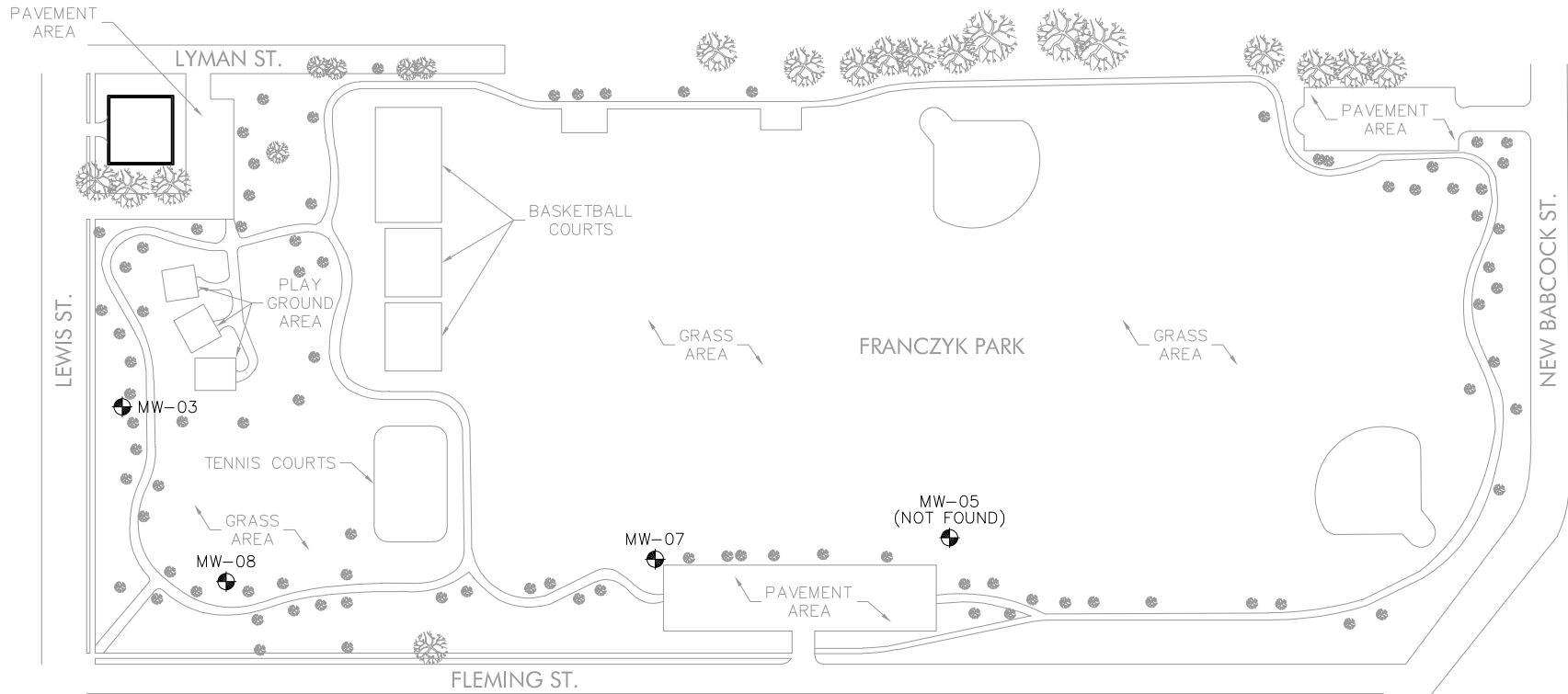


LiRo-Engineers, Inc.
 690 Delaware Ave.
 Buffalo, New York

FRANCZYK PARK SITE TOPOGRAPHIC LOCATION MAP

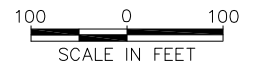
FIGURE NO.

1



LEGEND

⊕ MONITORING WELL

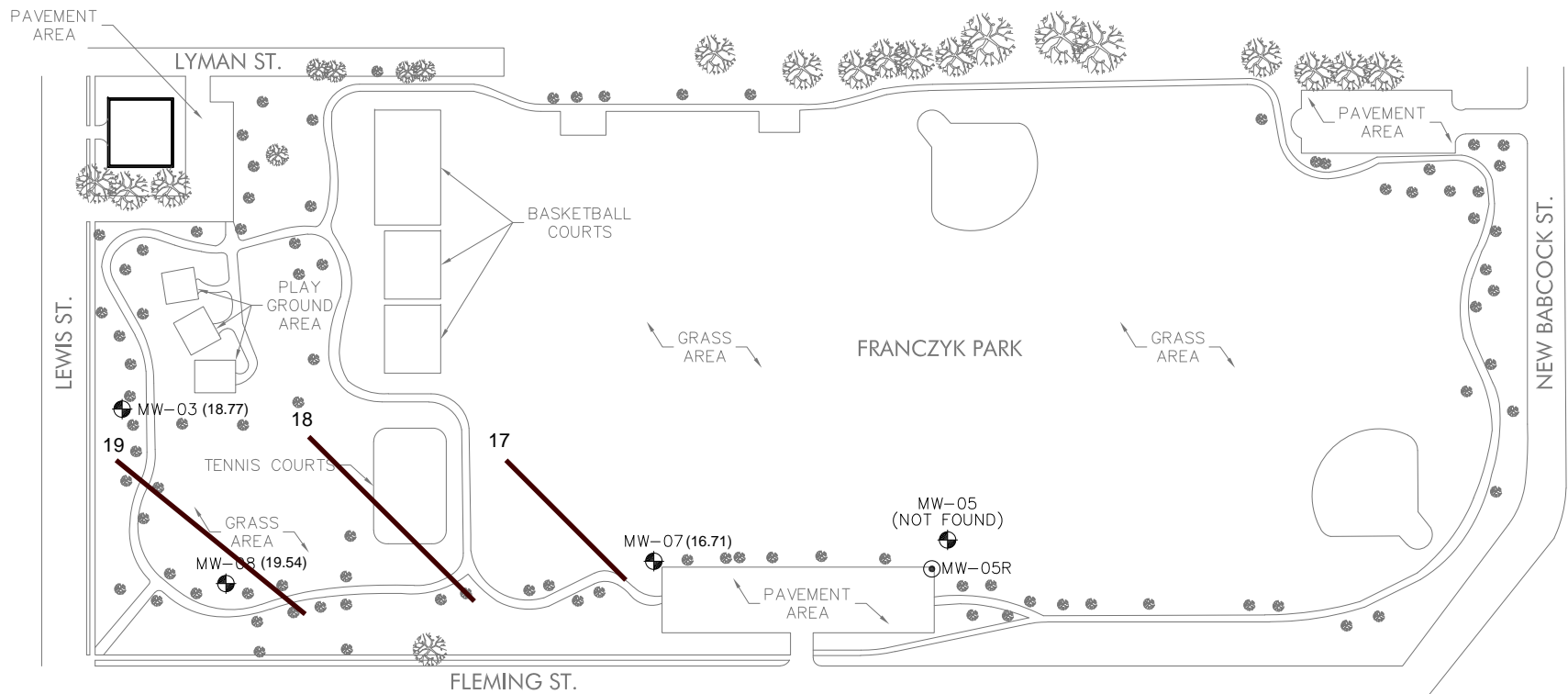


LiRo Engineers, Inc.
690 Delaware Avenue
Buffalo, New York

**FRANCZYK PARK
SITE PLAN**

FIGURE NO.

2

**LEGEND**

- ⊕ MONITORING WELL
- ⊙ PROPOSED REPLACEMENT MONITORING WELL

100 0 100
SCALE IN FEET



LiRo Engineers, Inc.
690 Delaware Avenue
Buffalo, New York

FRANCZYK PARK GROUNDWATER CONTOUR MAP - 12/06 and 12/09, 2019

FIGURE NO.

3

Tables

TABLE 1

SUMMARY OF GROUNDWATER ELEVATIONS
DECEMBER 2019 MONITORING EVENT

Franczyk Park Site (B00174)
City of Buffalo, New York

Well ID	Date	Top of Casing Elevation¹	Depth to Water (ft. BTOC)	Groundwater Elevation¹
MW-03	12/9/2019	21.86	3.09	18.77
MW-05	Not Found	23.11	NM	NA
MW-07	12/9/2019	19.7	2.99	16.71
MW-08	12/6/2019	21.34	1.80	19.54

Notes:

1 - City of Buffalo Datum

ft. BTOC - feet below top of casing.

NM - Not measured

NA - Not available

TABLE 2

**SUMMARY OF GROUNDWATER FIELD PARAMETERS
DECEMBER 2019 MONITORING EVENT
FRANCZYK PARK SITE (B00174)
CITY OF BUFFALO, NEW YORK**

PARAMETER	Class "GA" AWQSGVs ¹	Monitoring Location			
		MW-03	MW-05	MW-07	MW-08
<i>Field Measurements</i>					
pH (standard units)	6.5 - 8.5	7.56	NM	8.43	8.25
Temperature (°C)	NS	11.56	NM	8.81	7.59
Specific Conductance (mS/cm)	NS	6.800	NM	0.551	1.260
Turbidity (NTU)	5	40.4	NM	37.3	31.5
ORP (mV)	NS	28	NM	-38	-95
Dissolved Oxygen (mg/L)	NS	9.37	NM	11.91	12.6
Appearance (visual)	NS	Clear	NM	Clear	Clear
Odor (olfactory)	NS	None	NM	None	None

Notes:

1 - NYSDEC Class "GA" Ambient Groundwater Quality Standards/Guidance Values (AWQSGVs) as per 6 NYCRR Part 703.3

Bold - Concentration exceeds NYS Technical and Operational Guidance Series (TOGS 1.1.1) Ambient Water Quality

NM - Not measured.

NS - No Standard; an AWQSGV has not been established for this parameter.

TABLE 3

**SUMMARY OF GROUNDWATER SEMI-VOLATILE ORGANIC COMPOUNDS (SVOCs) RESULTS
DECEMBER 2019 MONITORING EVENT
FRANCZYK PARK SITE (B00174)
CITY OF BUFFALO, NEW YORK**

TCL SVOC	Class "GA" AWQSGVs ¹	Well ID, Sample ID, & Date Collected		
		MW-03	MW-07	MW-08 ²
		MW-3	MW-7	MW-8/MW-DUP
		12/9/2019	12/9/2019	12/6/2019
Benzaldehyde	NS	10 UQ	10 UQ	10 UQ
1,1-Biphenyl	5	10 U	10 U	10 U
1,2,4,5-Tetrachlorobenzene	5	10 U	10 U	10 U
2,2-oxybis(1-Chloropropane)	NS	10 U	10 U	10 U
2,3,4,6-Tetrachlorophenol	NS	10 U	10 U	10 U
2,4,5-Trichlorophenol	NS	10 U	10 U	10 U
2,4,6-Trichlorophenol	NS	10 U	10 U	10 U
2,4-Dichlorophenol	5	10 U	10 U	10 U
2,4-Dimethylphenol	50	10 U	10 U	10 U
2,4-Dinitrophenol	10	10 U	10 U	10 U
2,4-Dinitrotoluene	5	10 U	10 U	10 U
2,6-Dinitrotoluene	5	10 U	10 U	10 U
2-Chloronaphthalene	10	10 U	10 U	10 U
2-Chlorophenol	NS	10 U	10 U	10 U
2-Methylnaphthalene	NS	10 U	10 U	10 U
2-Methylphenol	NS	10 U	10 U	10 U
2-Nitroaniline	5	10 U	10 U	10 U
2-Nitrophenol	NS	10 U	10 U	10 U
3,3-Dichlorobenzidine	5	10 U	10 U	10 U
3+4-Methylphenols	NS	10 U	10 U	10 U
3-Nitroaniline	5	10 U	10 U	10 U
4,6-Dinitro-2-methylphenol	NS	10 U	10 U	10 U
4-Bromophenyl-phenylether	NS	10 U	10 U	10 U
4-Chloro-3-methylphenol	NS	10 U	10 U	10 U
4-Chloroaniline	5	10 U	10 U	10 U
4-Chlorophenyl-phenylether	NS	10 U	10 U	10 U
4-Nitroaniline	5	10 U	10 U	10 U
4-Nitrophenol	NS	10 U	10 U	10 U
Acenaphthene	20	10 U	10 U	10 U
Acenaphthylene	NS	10 U	10 U	10 U
Acetophenone	NS	10 U	10 U	10 U
Anthracene	50	10 U	10 U	10 U
Atrazine	7.5	10 U	10 U	10 U
Benzo(a)anthracene	0.002	10 U	10 U	10 U
Benzo(a)pyrene	ND	10 U	10 U	10 U
Benzo(b)fluoranthene	0.002	10 U	10 U	10 U

TABLE 3

**SUMMARY OF GROUNDWATER SEMI-VOLATILE ORGANIC COMPOUNDS (SVOCs) RESULTS
DECEMBER 2019 MONITORING EVENT
FRANCZYK PARK SITE (B00174)
CITY OF BUFFALO, NEW YORK**

TCL SVOC	Class "GA" AWQSGVs ¹	Well ID, Sample ID, & Date Collected		
		MW-03	MW-07	MW-08 ²
		MW-3	MW-7	MW-8/MW-DUP
		12/9/2019	12/9/2019	12/6/2019
Benzo(g,h,i)perylene	NS	10 U	10 U	10 U
Benzo(k)fluoranthene	0.002	10 U	10 U	10 U
bis(2-Chloroethoxy)methane	5	10 U	10 U	10 U
bis(2-Chloroethyl)ether	1	10 U	10 U	10 U
Bis(2-ethylhexyl)phthalate	5	10 U	10 U	10 U
Butylbenzylphthalate	50	10 U	10 U	10 U
Caprolactam	NS	10 U	10 U	10 U
Carbazole	NS	10 U	10 U	10 U
Chrysene	0.002	10 U	10 U	10 U
Dibenzo(a,h)anthracene	NS	10 U	10 U	10 U
Dibenzofuran	NS	10 U	10 U	10 U
Diethylphthalate	50	10 U	10 U	10 U
Dimethylphthalate	50	10 U	10 U	10 U
Di-n-butylphthalate	50	10 U	10 U	10 U
Di-n-octyl phthalate	50	10 U	10 U	10 U
Fluoranthene	50	10 U	10 U	10 U
Fluorene	50	10 U	10 U	10 U
Hexachlorobenzene	0.04	10 U	10 U	10 U
Hexachlorobutadiene	0.5	10 U	10 U	10 U
Hexachlorocyclopentadiene	5	10 U	10 U	10 U
Hexachloroethane	5	10 U	10 U	10 U
Indeno(1,2,3-cd)pyrene	0.002	10 U	10 U	10 U
Isophorone	50	10 U	10 U	10 U
Naphthalene	10	10 U	10 U	10 U
Nitrobenzene	0.4	10 U	10 U	10 U
n-Nitroso-di-n-propylamine	NS	10 U	10 U	10 U
n-Nitrosodiphenylamine	NS	10 U	10 U	10 U
Pentachlorophenol	1	10 U	10 U	10 U
Phenanthrene	50	10 U	10 U	10 U
Phenol	1	2.6 J	2.6 J	10 U
Pyrene	50	10 U	10 U	10 U
Total SVOCs	NS	ND	ND	ND

Notes:

1 - NYS Ambient Water Quality Standards/Guidance Values (AWQSGVs) for Class GA Waterbody

2 - Reported values represent the average value of sample and duplicate sample results.

All concentrations reported in parts per billion (ppb or µg/L)

U - Analyte not detected at the associated reporting limit

NS - No Standard; an AWQSGV has not been established for this parameter

ND - Not Detected

TABLE 4

**TAL METALS ANALYTICAL RESULTS
DECEMBER 2019 MONITORING EVENT
FRANCZYK PARK SITE (B00174)
CITY OF BUFFALO, NEW YORK**

TAL Metal	Class "GA" AWQSGVs ¹	Well ID, Sample ID, & Date Collected		
		MW-03	MW-07	MW-08 ²
		MW-3	MW-7	MW-8/MW-DUP
		12/9/2019	12/9/2019	12/6/2019
Silver	50	5 UN	5 UN	5 UN
Aluminum	NS	130,000	101	50 U
Arsenic	25	10 U	2.53 J	9.19 J
Barium	1,000	18.7 J	23.5 J	116.0
Beryllium	3	23.5	3 U	3 U
Calcium Metal	NS	349,000	98,000	266,500
Cadmium	5	61.2	3 U	0.3 J
Cobalt	NS	79.4	2.06 J	2.66 J
Chromium, total	50	4.85 J	5 UN	5 U
Copper	200	10 UN	10.2	5.66 J
Iron	300	811,000	200	2,135
Potassium	NS	125,000	6,740	13,700
Magnesium	35,000	384,000	18,300	47,300
Manganese	300	9,440	465	398
Sodium	20,000	95,000	8,130	8,815
Nickel	100	181	2.9 J	5.73 J
Lead	25	132	6 U	3.82 J
Antimony	3	17 J	18.8 J	23.9 J
Selenium	10	10 U	39	50
Thallium	0.5	125	20 U	20 U
Vanadium	NS	20 U	2.32 J	20 U
Zinc	2,000	85.7	86.5	136
Mercury	0.7	0.19 J	0.2 U	0.2 U

Notes:

1 - NYS Ambient Water Quality Standards/Guidance Values for Class GA Waterbody

2 - Reported values represent the average value of sample and duplicate sample results.

All concentrations are reported in parts per billion (ppb or µg/L)

U - Compound not detected above the associated reporting limit

N - Indicates the spiked sample recovery is not within control limits

J - Estimated value

NS - No Standard; an AWQSGV has not been established for this parameter.

Bold - Concentration exceeds NYS Technical and Operational Guidance Series (TOGS 1.1.1) Ambient Water Quality Standards/Guidance Values - Class GA Waters

Appendix A
PRR Certification Form



Enclosure 2
NEW YORK STATE DEPARTMENT OF ENVIRONMENTAL CONSERVATION
Site Management Periodic Review Report Notice
Institutional and Engineering Controls Certification Form



Site Details

Box 1

Site No. **B00174**

Site Name **Franczyk Park Investigation**

Site Address: 550 and 564 New Babcock Street Zip Code: 14206-

City/Town: Buffalo (C)

County: Erie

Site Acreage: 15.490

Reporting Period: September 15, 2019 to September 15, 2020

	YES NO
1. Is the information above correct?	<input checked="" type="checkbox"/> <input type="checkbox"/>

If NO, include handwritten above or on a separate sheet.

2. Has some or all of the site property been sold, subdivided, merged, or undergone a tax map amendment during this Reporting Period?	<input type="checkbox"/> <input checked="" type="checkbox"/>
---	--

3. Has there been any change of use at the site during this Reporting Period (see 6NYCRR 375-1.11(d))?	<input type="checkbox"/> <input checked="" type="checkbox"/>
--	--

4. Have any federal, state, and/or local permits (e.g., building, discharge) been issued for or at the property during this Reporting Period?	<input type="checkbox"/> <input checked="" type="checkbox"/>
---	--

If you answered YES to questions 2 thru 4, include documentation or evidence that documentation has been previously submitted with this certification form.

5. Is the site currently undergoing development?	<input type="checkbox"/> <input checked="" type="checkbox"/>
--	--

Box 2

	YES NO
6. Is the current site use consistent with the use(s) listed below? Restricted-Residential, Commercial, and Industrial	<input checked="" type="checkbox"/> <input type="checkbox"/>

7. Are all ICs in place and functioning as designed?	<input type="checkbox"/> <input checked="" type="checkbox"/>
--	--

IF THE ANSWER TO EITHER QUESTION 6 OR 7 IS NO, sign and date below and DO NOT COMPLETE THE REST OF THIS FORM. Otherwise continue.

A Corrective Measures Work Plan must be submitted along with this form to address these issues.

Stephen Frank

11/05/2020

Signature of Owner, Remedial Party or Designated Representative

Date

Description of Institutional ControlsParcelOwnerInstitutional Control

112.17-1-10

City of Buffalo

Ground Water Use Restriction
Landuse Restriction
Site Management PlanGround Water Use Restriction
Soil Management Plan
Landuse Restriction
Monitoring Plan
Site Management Plan
IC/EC Plan

O&M Plan

112.17-1-11

City of Buffalo

O&M Plan
Ground Water Use Restriction
Soil Management Plan
Landuse Restriction
Monitoring Plan
Site Management Plan
IC/EC Plan**Description of Engineering Controls**ParcelEngineering Control

112.17-1-10

Cover System
Cover System
Groundwater Containment

112.17-1-11

Cover System

Periodic Review Report (PRR) Certification Statements

1. I certify by checking "YES" below that:

- a) the Periodic Review report and all attachments were prepared under the direction of, and reviewed by, the party making the Engineering Control certification;
- b) to the best of my knowledge and belief, the work and conclusions described in this certification are in accordance with the requirements of the site remedial program, and generally accepted engineering practices; and the information presented is accurate and complete.

YES NO

☒ ☐

2. For each Engineering control listed in Box 4, I certify by checking "YES" below that all of the following statements are true:

- (a) The Engineering Control(s) employed at this site is unchanged since the date that the Control was put in-place, or was last approved by the Department;
- (b) nothing has occurred that would impair the ability of such Control, to protect public health and the environment;
- (c) access to the site will continue to be provided to the Department, to evaluate the remedy, including access to evaluate the continued maintenance of this Control;
- (d) nothing has occurred that would constitute a violation or failure to comply with the Site Management Plan for this Control; and
- (e) if a financial assurance mechanism is required by the oversight document for the site, the mechanism remains valid and sufficient for its intended purpose established in the document.

YES NO

☒ ☐

**IF THE ANSWER TO QUESTION 2 IS NO, sign and date below and
DO NOT COMPLETE THE REST OF THIS FORM. Otherwise continue.**

A Corrective Measures Work Plan must be submitted along with this form to address these issues.

Signature of Owner, Remedial Party or Designated Representative

Date

IC CERTIFICATIONS
SITE NO. B00174

Box 6

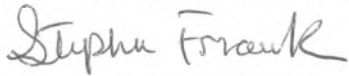
SITE OWNER OR DESIGNATED REPRESENTATIVE SIGNATURE

I certify that all information and statements in Boxes 1,2, and 3 are true. I understand that a false statement made herein is punishable as a Class "A" misdemeanor, pursuant to Section 210.45 of the Penal Law.

I Stephen Frank at 690 Delaware Ave,
print name print business address

am certifying as Remedial Party (Owner or Remedial Party)

for the Site named in the Site Details Section of this form.



11/05/2020

Signature of Owner, Remedial Party, or Designated Representative
Rendering Certification

Date

EC CERTIFICATIONS


Box 7

Qualified Environmental Professional Signature

I certify that all information in Boxes 4 and 5 are true. I understand that a false statement made herein is punishable as a Class "A" misdemeanor, pursuant to Section 210.45 of the Penal Law.

I Stephen Frank at 690 Delaware Ave,
print name print business address

am certifying as a Qualified Environmental Professional for the Remedial Party
(Owner or Remedial Party)



Signature of Qualified Environmental Professional, for
the Owner or Remedial Party, Rendering Certification

Stamp
(Required for PE)

11/05/2020
Date

Appendix B

Site Inspection Form

SITE INSPECTION FORM FRANCZYK PARK

Property Name: Franczyk Park Inspection Date:
Property Address: 564 Babcock Street
City: Buffalo State: NY Zip Code: 14206
Property ID: (Tax Assessment Map)
Section: 112.17 Block: 1 Lot(s): 10 and 11
Total Acreage: 16.5 acres

Weather (during inspection): Temperature: ~40° Conditions: Partly cloudy

SIGNATURE:

The findings of this inspection were discussed with appropriate personnel, corrective actions were identified and implementation was mutually agreed upon:

Inspector: [Signature] Date: 12/9/19
Next Scheduled Inspection Date: _____

COVER & VEGETATION

4. Final cover in acceptable condition? X
Is there evidence of sloughing, erosion, ponding or settlement? X
Is there evidence of unintended traffic; rutting? X
Is there evidence of distressed vegetation/turf? X
Rutting adjacent to basketball courts ~4" deep
(lawnmower) Yes No
5. Final cover sufficiently covers soil/fill material? X
Are there cracks visible in the soil or pavement? X
Is there evidence of erosion in the stormwater channels or swales? X
Is the synthetic erosion control fabric visible or damaged in the playground and/or athletic field area? X
Visible in swing set area - no damage

INTERCEPTOR TRENCH AND MONITORING WELLS

- | | Yes | No |
|---|---------------|---------------|
| 6. Interceptor trench in acceptable condition? | | |
| Are the cleanout caps secured and not buried? | <u>X</u> | <u> </u> |
| Are the interceptor pipes obstructed (check the manholes where the interceptor trench connects to the sanitary sewer) | <u> </u> | <u>X</u> |

What is the condition of the monitoring wells?

MW-7 Good

MW-8 Good

MW-3 Good

MW-5 - Not found

ACTIVITY ON SITE

	Yes	No
7. Any activity on site that disturbed the soil cover?	_____	<u>X</u>

ACCESS CONTROLS

	Yes	No
1. Is access controlled by barriers (i.e. fencing, boulders, etc?)	<u>X</u>	_____
Are there sections of the access controls damaged or missing?	_____	<u>X</u>
2. Is there evidence of the operation of vehicles on the site?	<u>X</u>	_____
Is there evidence of damage to the cover or access controls resulting from vehicle use on the project site?	_____	<u>X</u>
<i>Lawn mowing tractor</i>		

ADDITIONAL FACILITY INFORMATION

Has there been any any development on or near the site? (Specify size and type: e.g., residential, 40 acres, well and septic)

COMMENTS

Item #

No new development near the site

Overall site condition is excellent, should add new mulch in swingset area.

Appendix C

Site Photographs

Site Photos



Photo No. 1 – Monitoring Well MW-07.



Photo No. 2 – View towards southwest corner of Site.

Site Photos



Photo No. 3 – View across the Site towards the east.



Photo No. 4 – View towards tennis courts.

Site Photos



Photo No. 5 – Monitoring Well MW-08.



Photo No. 6 – View of Site from the west.

Site Photos



Photo No. 7 – Monitoring Well MW-03.



Photo No. 8 – Playground Area.

Site Photos



Photo No. 9 – Swing set Area



Photo No. 10 – Slide Area.

Site Photos



Photo No. 11 – Ruts in field

Appendix D

Monitoring Well Purge and Stabilization Logs

WELL PURGE LOG

LiRo Engineers, Inc.

Project Title: City of Buffalo - Franczyk Park

Well Number: **MW-3**

Site Name: Franczyk Park

Date: 12/9/19

Staff: Kris Charney

A). Total casing and screen length in feet:	16.41	Well ID	Volume (gal/ft)
		1"	0.04
B). Water level below top of casing in feet:	3.09	2"	0.17
		3"	0.38
C). Number of feet standing water [A-B]:	13.32	4"	0.66
		5"	1.04
D). Volume of water/foot of casing (gal.):	0.17	6"	1.50
		8"	2.60
E). Volume of water in casing (gal. [CxD]):	2.2644		
F). Volume of water to remove (gal.) [Ex5]:	6.7932		
G). Volume of water actually removed (gal.):	5.00		

PURGE DATA

Time	Temperature (°C)	pH (SU)	ORP (mV)	Conductivity (ms/cm)	Turbidity (NTU)	Dissolved Oxygen (mg/L)	Salinity	Appearance
11:24 AM	9.87	8.62	25	9.730	-	19.64	NR	muddy
11:28 AM	8.63	8.50	34	8.460	1000.0	12.51	NR	muddy
11:34 AM	11.05	8.12	38	7.410	191.0	10.37	NR	cloudy
11:38 AM	11.43	7.92	37	7.210	126.0	10.33	NR	cloudy
11:42 AM	11.48	7.88	33	7.090	126.0	10.19	NR	cloudy
11:46 AM	11.49	7.83	32	7.030	64.3	10.09	NR	clear
11:50 AM	11.50	7.74	30	6.950	52.4	9.88	NR	clear
11:54 AM	11.49	7.66	29	6.890	45.2	9.68	NR	clear
11:58 AM	11.51	7.61	28	6.840	42.0	9.50	NR	clear
12:02 PM	11.56	7.56	28	6.800	40.4	9.37	NR	clear

Comments: Sample MW-3 @ 11:45 AM on 12/9/19
TCL SVOCs, TAL Metals, & Mercury

42° 52' 49.0759" N
78° 49' 58.6074" W

WELL PURGE LOG

LiRo Engineers, Inc.

Project Title: City of Buffalo - Franczyk Park

Well Number: MW-7

Site Name: Franczyk Park

Date: 12/9/19

Staff: Kris Charney

A). Total casing and screen length in feet:	7.81	Well ID	Volume (gal/ft)
		1"	0.04
B). Water level below top of casing in feet:	2.99	2"	0.17
		3"	0.38
C). Number of feet standing water [A-B]:	4.82	4"	0.66
		5"	1.04
D). Volume of water/foot of casing (gal.):	0.17	6"	1.50
		8"	2.60
E). Volume of water in casing (gal. [CxD]):	0.8194		
F). Volume of water to remove (gal.) [Ex5]:	2.4582		
G). Volume of water actually removed (gal.):	3.00		

PURGE DATA

Time	Temperature (°C)	pH (SU)	ORP (mV)	Conductivity (ms/cm)	Turbidity (NTU)	Dissolved Oxygen (mg/L)	Salinity	Appearance
10:16 AM	14.86	8.47	-175	0.822	-	21.22	NR	muddy
10:20 AM	9.92	8.22	-139	0.521	831.0	15.60	NR	muddy
10:24 AM	9.02	8.22	-102	0.447	463.0	13.30	NR	muddy
10:28 AM	8.70	8.19	-67	0.454	145.0	12.68	NR	cloudy
10:32 AM	8.82	8.41	-54	0.515	72.5	12.19	NR	clear
10:36 AM	8.83	8.46	-44	0.535	48.7	12.01	NR	clear
10:40 AM	8.81	8.43	-38	0.551	37.3	11.91	NR	clear

Comments: Sample MW-7 @ 11:00 AM on 12/9/19
TCL SVOCs, TAL Metals, & Mercury

42° 52' 45.7094" N
78° 49' 53.6758" W

WELL PURGE LOG

LiRo Engineers, Inc.

Project Title: City of Buffalo - Franczyk Park

Well Number: **MW-8**

Site Name: Franczyk Park

Date: 12/6/19

Staff: Kris Charney

A). Total casing and screen length in feet:	7.80	Well ID	Volume (gal/ft)
		1"	0.04
B). Water level below top of casing in feet:	1.80	2"	0.17
		3"	0.38
C). Number of feet standing water [A-B]:	6.00	4"	0.66
		5"	1.04
D). Volume of water/foot of casing (gal.):	0.17	6"	1.50
		8"	2.60
E). Volume of water in casing (gal. [CxD]):	1.02		
F). Volume of water to remove (gal.) [Ex5]:	3.06		
G). Volume of water actually removed (gal.):	3.50		

PURGE DATA

Time	Temperature (°C)	pH (SU)	ORP (mV)	Conductivity (ms/cm)	Turbidity (NTU)	Dissolved Oxygen (mg/L)	Salinity	Appearance
12:30 PM	7.74	8.20	-73	3.580	435.0	17.02	NR	turbid
12:34 PM	7.13	8.08	-79	1.080	101.0	15.12	NR	turbid
12:38 PM	6.96	8.07	-73	0.798	58.5	14.12	NR	clear
12:42 PM	6.71	8.20	-78	1.010	36.3	13.47	NR	clear
12:46 PM	7.42	8.10	-76	0.884	42.7	12.68	NR	clear
Batteries died on Horiba, had to replace.								
12:54 PM	7.50	8.21	-88	1.030	33.5	23.54	NR	clear
12:58 PM	7.51	8.24	-93	1.150	31.3	13.40	NR	clear
1:00 PM	7.59	8.25	-95	1.260	31.5	12.60	NR	clear

Comments: Sample MW-8 @ 1:00 PM on 12/6/19
 TCL SVOCs, TAL Metals, & Mercury
 Duplicate sample collected here
 42° 52' 47.1216" N
 78° 49' 58.4237" W

Appendix E
Laboratory Analytical Reports
(Included on Attached CD)

ANALYTICAL RESULTS SUMMARY

METALS
SEMI-VOLATILE ORGANICS

PROJECT NAME : CITY OF BUFFALO - FRANCZYK PARK SITE

LIRO ENGINEERS, INC.

690 Delaware Ave.

Buffalo, NY - 14209

Phone No: 716-882-5476

ORDER ID : K6235

ATTENTION : Jon Williams



Table Of Contents for K6235

1) Signature Page	3
2) Case Narrative	9
2.1) SVOCMS Group1- Case Narrative	9
2.2) Metals-AES- Case Narrative	11
3) Qualifier Page	12
4) QA Checklist	14
5) SVOCMS Group1 Data	15
6) Metals-AES Data	57
7) Shipping Document	137
7.1) CHAIN OF CUSTODY	138
7.2) Air Bill	139
7.3) Lab Certificate	140

1
2
3
4
5
6
7

NEW YORK STATE DEPARTMENT OF ENVIRONMENTAL CONSERVATION
FORM S-1

SAMPLE IDENTIFICATION AND ANALYTICAL REQUIREMENT SUMMARY

NYSDEC Sample ID/Code	Laboratory Sampl ID/Code	VOA GC/MS (Method #)	BNA GC/MS (Method #)	VOA GC (Method #)	Pest PCBs (Method #)	Metals (Method #)	Other (Method #)
MW-08	K6235-01		8270D			6010D, 7470A	
MW-07	K6235-02		8270D			6010D, 7470A	
MW-03	K6235-03		8270D			6010D, 7470A	
DUP	K6235-04		8270D			6010D, 7470A	

NEW YORK STATE DEPARTMENT OF ENVIRONMENTAL CONSERVATION

FORM S-IIa

SAMPLE PREPARATION AND ANALYSIS SUMMARY SEMIVOLATILE (BNA) ANALYSES

Laboratory Sample ID	Matrix	Date Collected	Date Rec'd at Lab	Date Extracted	Date Analyzed
K6235-01	Water	12/06/19	12/10/19	12/11/19	12/13/19
K6235-02	Water	12/09/19	12/10/19	12/11/19	12/13/19
K6235-03	Water	12/09/19	12/10/19	12/11/19	12/13/19
K6235-04	Water	12/09/19	12/10/19	12/11/19	12/13/19

* Details For Test : SVOCMS Group1

NEW YORK STATE DEPARTMENT OF ENVIRONMENTAL CONSERVATION

FORM S-IV

SAMPLE PREPARATION AND ANALYSIS SUMMARY INORGANIC ANALYSES

Laboratory Sample ID	Matrix	Analytical Protocol	Extraction Method	Auxiliary Cleanup	Dil/Conc Factor
K6235-01	Water	Mercury	12/10/19	12/12/19	12/13/19
K6235-02	Water	Mercury	12/10/19	12/12/19	12/13/19
K6235-03	Water	Mercury	12/10/19	12/12/19	12/13/19
K6235-04	Water	Mercury	12/10/19	12/12/19	12/13/19

* Details For Test : Mercury

SAMPLE PREPARATION AND ANALYSIS SUMMARY MISCELLANEOUS ORGANIC ANALYSES

Laboratory Sample ID	Matrix	Analytical Protocol	Extraction Method	Auxiliary Cleanup	Dil/Conc Factor
K6235-01	Water	8270D	NA		
K6235-02	Water	8270D	NA		
K6235-03	Water	8270D	NA		
K6235-04	Water	8270D	NA		

NEW YORK STATE DEPARTMENT OF ENVIRONMENTAL CONSERVATION

FORM S-IV

SAMPLE PREPARATION AND ANALYSIS SUMMARY INORGANIC ANALYSES

Laboratory Sample ID	Matrix	Analytical Protocol	Extraction Method	Auxiliary Cleanup	Dil/Conc Factor
K6235-01	Water	Metals ICP-TAL	12/10/19	12/11/19	12/11/19
K6235-02	Water	Metals ICP-TAL	12/10/19	12/11/19	12/11/19
K6235-03	Water	Metals ICP-TAL	12/10/19	12/11/19	12/11/19
K6235-04	Water	Metals ICP-TAL	12/10/19	12/11/19	12/11/19

* Details For Test : Metals ICP-TAL

Cover Page

Order ID : K6235

Project ID : City of Buffalo - Franczyk Park Site

Client : LiRo Engineers, Inc.

Lab Sample Number

K6235-01
K6235-02
K6235-03
K6235-04

Client Sample Number

MW-08
MW-07
MW-03
DUP

I certify that the data package is in compliance with the terms and conditions of the contract, both technically and for completeness, for other than the conditions detailed above. Release of the data contained in this hard copy data package has been authorized by the laboratory manager or his designee, as verified by the following signature.

Signature : -

N. N. Pandya

APPROVED

By Nimisha Pandya, QA QC Supervisor at 3:05 pm, Dec 23, 2019

NYDOH CERTIFICATION NO - 11376

NJDEP CERTIFICATION NO - 20012

CASE NARRATIVE

LiRo Engineers, Inc.

Project Name: City of Buffalo - Franczyk Park Site

Project # N/A

Chemtech Project # K6235

Test Name: SVOCMS Group1

A. Number of Samples and Date of Receipt:

4 Water samples were received on 12/10/2019.

B. Parameters

According to the Chain of Custody document, the following analyses were requested: Mercury, Metals ICP-TAL, METALS-TAL and SVOCMS Group1. This data package contains results for SVOCMS Group1.

C. Analytical Techniques:

The samples were analyzed on instrument BNA_F using GC Column DB-UI 8270D which is 20 meters, 0.18 mm ID, 0.36 um dfThe analysis of SVOCMS Group1 was based on method 8270D and extraction was done based on method 3510.

D. QA/ QC Samples:

The Holding Times were met for all analysis.

The Surrogate recoveries met the acceptable criteria.

The Internal Standards Areas met the acceptable requirements.

The Retention Times were acceptable for all samples.

The RPD met criteria.

The Blank Spike for {PB125387BS} with File ID: BF118179.D recoveries met requirements for all Compounds except for Benzaldehyde [118%].

The Blank Spike Duplicate with File ID: BF118180.D recoveries met requirements for all Compounds except for Benzaldehyde [125%].

The above BS & BSD Duplicate recoveries were not within the acceptance criteria for benzaldehyde. As the associated sample has no positive hit for this Compound, therefore no corrective action was taken.

The Blank analysis did not indicate the presence of lab contamination.

The %RSD is greater than 15% in the Initial Calibration (Method 8270-BF120619.M) for Benzaldehyde, Atrazine these compounds are passing on Quadratic regression.

The Continuous Calibration met the requirements.

The Tuning criteria met requirements.

E. Additional Comments:

The Form 6 is not included in the data package because the Initial Calibration was performed using 7 points.

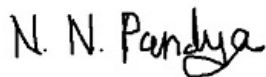
Please use %D calculated based on Avg RF and CCRF for all compounds using Average Response Factor when the %RSD value for a compound is <15% for the Initial Calibration curve and use %D calculated based on Amount added and Calculated amount for all compounds using Linear Regression when the %RSD value for a compound is > 15% for the Initial Calibration curve for SW-846 analysis.

F. Manual Integration Comments:

Please refer to the Manual integration Report included with the Run Logs for information on the manual integrations performed.

I certify that the data package is in compliance with the terms and conditions of the contract, both technically and for completeness, for other than the conditions detailed above. The laboratory manager or his designee, as verified by the following signature has authorized release of the data contained in this hard copy data package.

Signature__

**APPROVED***By Nimisha Pandya, QA QC Supervisor at 3:06 pm, Dec 23, 2019*

CASE NARRATIVE**LiRo Engineers, Inc.****Project Name: City of Buffalo - Franczyk Park Site****Project # N/A****Chemtech Project # K6235****Test Name: Metals ICP-TAL,Mercury****A. Number of Samples and Date of Receipt:**

4 Water samples were received on 12/10/2019.

B. Parameters:

According to the Chain of Custody document, the following analyses were requested: Mercury, Metals ICP-TAL, METALS-TAL and SVOCMS Group1. This data package contains results for Metals ICP-TAL,Mercury.

C. Analytical Techniques:

The analysis of Metals ICP-TAL was based on method 6010D, digestion based on method 3010 (waters). The analysis and digestion of Mercury was based on method 7470A.

D. QA/ QC Samples:

The Holding Times were met for all analysis.

Sample MW-03 was diluted due to high concentrations for Iron.

The Blank Spike met requirements for all samples.

The Duplicate analysis met criteria for all samples.

The Matrix Spike analysis met criteria for all samples.

The Matrix Spike Duplicate analysis met criteria for all samples.

The Blank analysis did not indicate the presence of lab contamination.

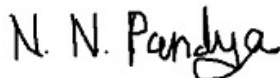
The Calibration met the requirements.

The Serial Dilution met the acceptable requirements.

E. Additional Comments:

I certify that the data package is in compliance with the terms and conditions of the contract, both technically and for completeness, for other than the conditions detailed above. The laboratory manager or his designee, as verified by the following signature has authorized release of the data contained in this hard copy data package.

Signature__

**APPROVED***By Nimisha Pandya, QA QC Supervisor at 3:06 pm, Dec 23, 2019*

DATA REPORTING QUALIFIERS- INORGANIC

For reporting results, the following “ Results Qualifiers” are used:

J	Indicates the reported value was obtained from a reading that was less than the Contract Required Detection Limit (CRDL), but greater than or equal to the Instrument Detection Limit (IDL).
U	Indicates the analyte was analyzed for, but not detected.
ND	Indicates the analyte was analyzed for, but not detected
E	Indicates the reported value is estimated because of the presence of interference
M	Indicates Duplicate injection precision not met.
N	Indicates the spiked sample recovery is not within control limits.
S	Indicates the reported value was determined by the Method of Standard Addition (MSA).
*	Indicates that the duplicate analysis is not within control limits.
+	Indicates the correlation coefficient for the MSA is less than 0.995.
D	Indicates the reported value is from a secondary analysis with a dilution factor. The original analysis exceeded the calibration range.
M	Method qualifiers “P” for ICP instrument “PM” for ICP when Microwave Digestion is used “CV” for Manual Cold Vapor AA “AV” for automated Cold Vapor AA “CA” for MIDI-Distillation Spectrophotometric “AS” for Semi -Automated Spectrophotometric “C” for Manual Spectrophotometric “T” for Titrimetric “NR” for analyte not required to be analyzed
OR	Indicates the analyte’s concentration exceeds the calibrated range of the instrument for that specific analysis.
Q	Indicates the LCS did not meet the control limits requirements
H	Sample Analysis Out Of Hold Time

DATA REPORTING QUALIFIERS- ORGANIC

For reporting results, the following "Results Qualifiers" are used:

Value	If the result is a value greater than or equal to the detection limit, report the value
U	Indicates the compound was analyzed for but was not detected. Report the minimum detection limit for the sample with the U, i.e. "10 U". This is not necessarily the instrument detection limit attainable for this particular sample based on any concentration or dilution that may have been required.
ND	Indicates the analyte was analyzed for, but not detected
J	Indicates an estimated value. This flag is used: (1) When estimating a concentration for a tentatively identified compound (library search hits, where a 1:1 response is assumed.) (2) When the mass spectral data indicated the identification, however the result was less than the specified detection limit greater than zero. If the detection limit was 10ug/L and a concentration of 3 ug/L was calculated report as 3 J. This flag is used when similar situation arise on any organic parameter i.e. Pest, PCB and others.
B	Indicates the analyte was found in the blank as well as the sample report as "12 B".
E	Indicates the analyte 's concentration exceeds the calibrated range of the instrument for that specific analysis.
D	This flag identifies all compounds identified in an analysis at a secondary dilution factor.
P	This flag is used for Pesticide/PCB target analyte when there is >25% difference for detected concentrations between the two GC columns. The lower of the two values is reported on Form 1 and flagged with a "P".
N	This flag indicates presumptive evidence of a compound. This is only used for tentatively identified compounds (TICs), where the identification is based on a mass spectral library search. It applies to all TIC results. For generic characterization of a TIC, such as chlorinated hydrocarbon, the flag is not used.
A	This flag indicates that a Tentatively Identified Compound is a suspected aldol-condensation product.
Q	Indicates the LCS did not meet the control limits requirements

APPENDIX A

QA REVIEW GENERAL DOCUMENTATION

Project #: K6235

Completed

For thorough review, the report must have the following:

GENERAL:

Are all original paperwork present (chain of custody, record of communication,airbill, sample management lab chronicle, login page)

✓

Check chain-of-custody for proper relinquish/return of samples

✓

Is the chain of custody signed and complete

✓

Check internal chain-of-custody for proper relinquish/return of samples /sample extracts

✓

Collect information for each project id from server. Were all requirements followed

✓

COVER PAGE:

Do numbers of samples correspond to the number of samples in the Chain of Custody on login page

✓

Do lab numbers and client Ids on cover page agree with the Chain of Custody

✓

CHAIN OF CUSTODY:

Do requested analyses on Chain of Custody agree with form I results

✓

Do requested analyses on Chain of Custody agree with the log-in page

✓

Were the correct method log-in for analysis according to the Analytical Request and Chain of Custody

✓

Were the samples received within hold time

✓

Were any problems found with the samples at arrival recorded in the Sample Management Laboratory Chronicle

✓

ANALYTICAL:

Was method requirement followed?

✓

Was client requirement followed?

✓

Does the case narrative summarize all QC failure?

✓

All runlogs and manual integration are reviewed for requirements

✓

All manual calculations and /or hand notations verified

✓

1st Level QA Review Signature: APARNA SONI

Date: 12/23/2019

2nd Level QA Review Signature:

N. N. Pandya

APPROVED

Date:
By Nimisha Pandya, QA QC Supervisor at 3:06 pm, Dec 23, 2019



284 Sheffield Street, Mountainside, New Jersey - 07092

Phone: (908) 789 8900 Fax: (908) 789 8922

LAB CHRONICLE

OrderID: K6235	OrderDate: 12/10/2019 11:02:38 AM
Client: LiRo Engineers, Inc.	Project: City of Buffalo - Franczyk Park Site
Contact: Jon Williams	Location: B31

LabID	ClientID	Matrix	Test	Method	Sample Date	Prep Date	Anal Date	Received
K6235-01	MW-08	Water	SVOCMS Group1	8270D	12/06/19	12/11/19	12/13/19	12/10/19
K6235-02	MW-07	Water	SVOCMS Group1	8270D	12/09/19	12/11/19	12/13/19	12/10/19
K6235-03	MW-03	Water	SVOCMS Group1	8270D	12/09/19	12/11/19	12/13/19	12/10/19
K6235-04	DUP	Water	SVOCMS Group1	8270D	12/09/19	12/11/19	12/13/19	12/10/19



284 Sheffield Street, Mountainside, NJ 07092 Phone: 908 789 8900 Fax: 908 789 8922

Hit Summary Sheet
SW-846

SDG No.: K6235

Client: LiRo Engineers, Inc.

Sample ID	Client ID		Parameter	Concentration	C	MDL	RDL	Units
Client ID : MW-07								
K6235-02	MW-07	WATER	Phenol	2.600	J	2.2	10	ug/L
			Total Svoc :			2.60		
			Total Concentration:			2.60		
Client ID : MW-03								
K6235-03	MW-03	WATER	Phenol	2.600	J	2.2	10	ug/L
			Total Svoc :			2.60		
			Total Concentration:			2.60		

SAMPLE DATA

Report of Analysis

Client:	LiRo Engineers, Inc.	Date Collected:	12/06/19
Project:	City of Buffalo - Franczyk Park Site	Date Received:	12/10/19
Client Sample ID:	MW-08	SDG No.:	K6235
Lab Sample ID:	K6235-01	Matrix:	Water
Analytical Method:	SW8270	% Moisture:	100
Sample Wt/Vol:	1000 Units: mL	Final Vol:	1000 uL
Soil Aliquot Vol:	uL	Test:	SVOCMS Group1
Extraction Type :	Decanted : N	Level :	LOW
Injection Volume :	GPC Factor : 1.0	GPC Cleanup :	N PH :

File ID/Qc Batch:	Dilution:	Prep Date	Date Analyzed	Prep Batch ID
BF118188.D	1	12/11/19 08:36	12/13/19 16:11	PB125387

CAS Number	Parameter	Conc.	Qualifier	MDL	LOQ / CRQL	Units
TARGETS						
100-52-7	Benzaldehyde	10.0	UQ	2.90	10.0	ug/L
108-95-2	Phenol	10.0	U	2.20	10.0	ug/L
111-44-4	bis(2-Chloroethyl)ether	10.0	U	3.40	10.0	ug/L
95-57-8	2-Chlorophenol	10.0	U	2.50	10.0	ug/L
95-48-7	2-Methylphenol	10.0	U	2.80	10.0	ug/L
108-60-1	2,2-oxybis(1-Chloropropane)	10.0	U	3.00	10.0	ug/L
98-86-2	Acetophenone	10.0	U	3.20	10.0	ug/L
65794-96-9	3+4-Methylphenols	10.0	U	3.40	10.0	ug/L
621-64-7	n-Nitroso-di-n-propylamine	10.0	U	4.70	10.0	ug/L
67-72-1	Hexachloroethane	10.0	U	2.90	10.0	ug/L
98-95-3	Nitrobenzene	10.0	U	2.60	10.0	ug/L
78-59-1	Isophorone	10.0	U	2.20	10.0	ug/L
88-75-5	2-Nitrophenol	10.0	U	3.60	10.0	ug/L
105-67-9	2,4-Dimethylphenol	10.0	U	2.80	10.0	ug/L
111-91-1	bis(2-Chloroethoxy)methane	10.0	U	2.50	10.0	ug/L
120-83-2	2,4-Dichlorophenol	10.0	U	2.30	10.0	ug/L
91-20-3	Naphthalene	10.0	U	2.50	10.0	ug/L
106-47-8	4-Chloroaniline	10.0	U	4.50	10.0	ug/L
87-68-3	Hexachlorobutadiene	10.0	U	3.20	10.0	ug/L
105-60-2	Caprolactam	10.0	U	3.40	10.0	ug/L
59-50-7	4-Chloro-3-methylphenol	10.0	U	2.50	10.0	ug/L
91-57-6	2-Methylnaphthalene	10.0	U	2.50	10.0	ug/L
77-47-4	Hexachlorocyclopentadiene	10.0	U	7.60	10.0	ug/L
88-06-2	2,4,6-Trichlorophenol	10.0	U	2.80	10.0	ug/L
95-95-4	2,4,5-Trichlorophenol	10.0	U	2.80	10.0	ug/L
92-52-4	1,1-Biphenyl	10.0	U	3.30	10.0	ug/L
91-58-7	2-Chloronaphthalene	10.0	U	3.00	10.0	ug/L
88-74-4	2-Nitroaniline	10.0	U	3.10	10.0	ug/L
131-11-3	Dimethylphthalate	10.0	U	2.70	10.0	ug/L
208-96-8	Acenaphthylene	10.0	U	2.70	10.0	ug/L
606-20-2	2,6-Dinitrotoluene	10.0	U	3.10	10.0	ug/L

Report of Analysis

Client:	LiRo Engineers, Inc.	Date Collected:	12/06/19
Project:	City of Buffalo - Franczyk Park Site	Date Received:	12/10/19
Client Sample ID:	MW-08	SDG No.:	K6235
Lab Sample ID:	K6235-01	Matrix:	Water
Analytical Method:	SW8270	% Moisture:	100
Sample Wt/Vol:	1000 Units: mL	Final Vol:	1000 uL
Soil Aliquot Vol:	uL	Test:	SVOCMS Group1
Extraction Type :	Decanted : N	Level :	LOW
Injection Volume :	GPC Factor : 1.0	GPC Cleanup :	N PH :

File ID/Qc Batch:	Dilution:	Prep Date	Date Analyzed	Prep Batch ID
BF118188.D	1	12/11/19 08:36	12/13/19 16:11	PB125387

CAS Number	Parameter	Conc.	Qualifier	MDL	LOQ / CRQL	Units
99-09-2	3-Nitroaniline	10.0	U	4.20	10.0	ug/L
83-32-9	Acenaphthene	10.0	U	2.80	10.0	ug/L
51-28-5	2,4-Dinitrophenol	10.0	U	4.20	10.0	ug/L
100-02-7	4-Nitrophenol	10.0	U	3.40	10.0	ug/L
132-64-9	Dibenzofuran	10.0	U	3.20	10.0	ug/L
121-14-2	2,4-Dinitrotoluene	10.0	U	3.10	10.0	ug/L
84-66-2	Diethylphthalate	10.0	U	2.90	10.0	ug/L
7005-72-3	4-Chlorophenyl-phenylether	10.0	U	3.30	10.0	ug/L
86-73-7	Fluorene	10.0	U	2.50	10.0	ug/L
100-01-6	4-Nitroaniline	10.0	U	3.40	10.0	ug/L
534-52-1	4,6-Dinitro-2-methylphenol	10.0	U	3.50	10.0	ug/L
86-30-6	n-Nitrosodiphenylamine	10.0	U	2.90	10.0	ug/L
101-55-3	4-Bromophenyl-phenylether	10.0	U	2.60	10.0	ug/L
118-74-1	Hexachlorobenzene	10.0	U	2.70	10.0	ug/L
1912-24-9	Atrazine	10.0	U	2.90	10.0	ug/L
87-86-5	Pentachlorophenol	10.0	U	4.30	10.0	ug/L
85-01-8	Phenanthrene	10.0	U	2.50	10.0	ug/L
120-12-7	Anthracene	10.0	U	2.50	10.0	ug/L
86-74-8	Carbazole	10.0	U	3.20	10.0	ug/L
84-74-2	Di-n-butylphthalate	10.0	U	3.70	10.0	ug/L
206-44-0	Fluoranthene	10.0	U	2.90	10.0	ug/L
129-00-0	Pyrene	10.0	U	2.50	10.0	ug/L
85-68-7	Butylbenzylphthalate	10.0	U	3.10	10.0	ug/L
91-94-1	3,3-Dichlorobenzidine	10.0	U	5.00	10.0	ug/L
56-55-3	Benzo(a)anthracene	10.0	U	2.30	10.0	ug/L
218-01-9	Chrysene	10.0	U	2.40	10.0	ug/L
117-81-7	Bis(2-ethylhexyl)phthalate	10.0	U	3.60	10.0	ug/L
117-84-0	Di-n-octyl phthalate	10.0	U	3.30	10.0	ug/L
205-99-2	Benzo(b)fluoranthene	10.0	U	2.30	10.0	ug/L
207-08-9	Benzo(k)fluoranthene	10.0	U	2.30	10.0	ug/L
50-32-8	Benzo(a)pyrene	10.0	U	2.40	10.0	ug/L
193-39-5	Indeno(1,2,3-cd)pyrene	10.0	U	3.30	10.0	ug/L
53-70-3	Dibenzo(a,h)anthracene	10.0	U	2.60	10.0	ug/L

Report of Analysis

Client:	LiRo Engineers, Inc.	Date Collected:	12/06/19
Project:	City of Buffalo - Franczyk Park Site	Date Received:	12/10/19
Client Sample ID:	MW-08	SDG No.:	K6235
Lab Sample ID:	K6235-01	Matrix:	Water
Analytical Method:	SW8270	% Moisture:	100
Sample Wt/Vol:	1000 Units: mL	Final Vol:	1000 uL
Soil Aliquot Vol:	uL	Test:	SVOCMS Group1
Extraction Type :	Decanted : N	Level :	LOW
Injection Volume :	GPC Factor : 1.0	GPC Cleanup :	N PH :

File ID/Qc Batch:	Dilution:	Prep Date	Date Analyzed	Prep Batch ID
BF118188.D	1	12/11/19 08:36	12/13/19 16:11	PB125387

CAS Number	Parameter	Conc.	Qualifier	MDL	LOQ / CRQL	Units
191-24-2	Benzo(g,h,i)perylene	10.0	U	2.60	10.0	ug/L
95-94-3	1,2,4,5-Tetrachlorobenzene	10.0	U	3.10	10.0	ug/L
58-90-2	2,3,4,6-Tetrachlorophenol	10.0	U	2.60	10.0	ug/L
SURROGATES						
367-12-4	2-Fluorophenol	56.2		10 - 130	37%	SPK: 150
13127-88-3	Phenol-d6	35.2		10 - 130	23%	SPK: 150
4165-60-0	Nitrobenzene-d5	85.4		36 - 131	85%	SPK: 100
321-60-8	2-Fluorobiphenyl	87.9		39 - 131	88%	SPK: 100
118-79-6	2,4,6-Tribromophenol	138		25 - 155	92%	SPK: 150
1718-51-0	Terphenyl-d14	105		23 - 130	105%	SPK: 100
INTERNAL STANDARDS						
3855-82-1	1,4-Dichlorobenzene-d4	123000	6.87			
1146-65-2	Naphthalene-d8	476000	8.15			
15067-26-2	Acenaphthene-d10	245000	9.92			
1517-22-2	Phenanthrene-d10	433000	11.4			
1719-03-5	Chrysene-d12	261000	14.06			
1520-96-3	Perylene-d12	265000	15.55			

U = Not Detected

LOQ = Limit of Quantitation

MDL = Method Detection Limit

LOD = Limit of Detection

E = Value Exceeds Calibration Range

Q = indicates LCS control criteria did not meet requirements

M = MS/MSD acceptance criteria did not meet requirements

J = Estimated Value

B = Analyte Found in Associated Method Blank

N = Presumptive Evidence of a Compound

* = Values outside of QC limits

D = Dilution

() = Laboratory InHouse Limit

A = Aldol-Condensation Reaction Products

Report of Analysis

Client:	LiRo Engineers, Inc.	Date Collected:	12/09/19
Project:	City of Buffalo - Franczyk Park Site	Date Received:	12/10/19
Client Sample ID:	MW-07	SDG No.:	K6235
Lab Sample ID:	K6235-02	Matrix:	Water
Analytical Method:	SW8270	% Moisture:	100
Sample Wt/Vol:	1000 Units: mL	Final Vol:	1000 uL
Soil Aliquot Vol:	uL	Test:	SVOCMS Group1
Extraction Type :	Decanted : N	Level :	LOW
Injection Volume :	GPC Factor : 1.0	GPC Cleanup :	N PH :

File ID/Qc Batch:	Dilution:	Prep Date	Date Analyzed	Prep Batch ID
BF118189.D	1	12/11/19 08:36	12/13/19 16:39	PB125387

CAS Number	Parameter	Conc.	Qualifier	MDL	LOQ / CRQL	Units
TARGETS						
100-52-7	Benzaldehyde	10.0	UQ	2.90	10.0	ug/L
108-95-2	Phenol	2.60	J	2.20	10.0	ug/L
111-44-4	bis(2-Chloroethyl)ether	10.0	U	3.40	10.0	ug/L
95-57-8	2-Chlorophenol	10.0	U	2.50	10.0	ug/L
95-48-7	2-Methylphenol	10.0	U	2.80	10.0	ug/L
108-60-1	2,2-oxybis(1-Chloropropane)	10.0	U	3.00	10.0	ug/L
98-86-2	Acetophenone	10.0	U	3.20	10.0	ug/L
65794-96-9	3+4-Methylphenols	10.0	U	3.40	10.0	ug/L
621-64-7	n-Nitroso-di-n-propylamine	10.0	U	4.70	10.0	ug/L
67-72-1	Hexachloroethane	10.0	U	2.90	10.0	ug/L
98-95-3	Nitrobenzene	10.0	U	2.60	10.0	ug/L
78-59-1	Isophorone	10.0	U	2.20	10.0	ug/L
88-75-5	2-Nitrophenol	10.0	U	3.60	10.0	ug/L
105-67-9	2,4-Dimethylphenol	10.0	U	2.80	10.0	ug/L
111-91-1	bis(2-Chloroethoxy)methane	10.0	U	2.50	10.0	ug/L
120-83-2	2,4-Dichlorophenol	10.0	U	2.30	10.0	ug/L
91-20-3	Naphthalene	10.0	U	2.50	10.0	ug/L
106-47-8	4-Chloroaniline	10.0	U	4.50	10.0	ug/L
87-68-3	Hexachlorobutadiene	10.0	U	3.20	10.0	ug/L
105-60-2	Caprolactam	10.0	U	3.40	10.0	ug/L
59-50-7	4-Chloro-3-methylphenol	10.0	U	2.50	10.0	ug/L
91-57-6	2-Methylnaphthalene	10.0	U	2.50	10.0	ug/L
77-47-4	Hexachlorocyclopentadiene	10.0	U	7.60	10.0	ug/L
88-06-2	2,4,6-Trichlorophenol	10.0	U	2.80	10.0	ug/L
95-95-4	2,4,5-Trichlorophenol	10.0	U	2.80	10.0	ug/L
92-52-4	1,1-Biphenyl	10.0	U	3.30	10.0	ug/L
91-58-7	2-Chloronaphthalene	10.0	U	3.00	10.0	ug/L
88-74-4	2-Nitroaniline	10.0	U	3.10	10.0	ug/L
131-11-3	Dimethylphthalate	10.0	U	2.70	10.0	ug/L
208-96-8	Acenaphthylene	10.0	U	2.70	10.0	ug/L
606-20-2	2,6-Dinitrotoluene	10.0	U	3.10	10.0	ug/L

Report of Analysis

Client:	LiRo Engineers, Inc.	Date Collected:	12/09/19
Project:	City of Buffalo - Franczyk Park Site	Date Received:	12/10/19
Client Sample ID:	MW-07	SDG No.:	K6235
Lab Sample ID:	K6235-02	Matrix:	Water
Analytical Method:	SW8270	% Moisture:	100
Sample Wt/Vol:	1000 Units: mL	Final Vol:	1000 uL
Soil Aliquot Vol:	uL	Test:	SVOCMS Group1
Extraction Type :	Decanted : N	Level :	LOW
Injection Volume :	GPC Factor : 1.0	GPC Cleanup :	N PH :

File ID/Qc Batch:	Dilution:	Prep Date	Date Analyzed	Prep Batch ID
BF118189.D	1	12/11/19 08:36	12/13/19 16:39	PB125387

CAS Number	Parameter	Conc.	Qualifier	MDL	LOQ / CRQL	Units
99-09-2	3-Nitroaniline	10.0	U	4.20	10.0	ug/L
83-32-9	Acenaphthene	10.0	U	2.80	10.0	ug/L
51-28-5	2,4-Dinitrophenol	10.0	U	4.20	10.0	ug/L
100-02-7	4-Nitrophenol	10.0	U	3.40	10.0	ug/L
132-64-9	Dibenzofuran	10.0	U	3.20	10.0	ug/L
121-14-2	2,4-Dinitrotoluene	10.0	U	3.10	10.0	ug/L
84-66-2	Diethylphthalate	10.0	U	2.90	10.0	ug/L
7005-72-3	4-Chlorophenyl-phenylether	10.0	U	3.30	10.0	ug/L
86-73-7	Fluorene	10.0	U	2.50	10.0	ug/L
100-01-6	4-Nitroaniline	10.0	U	3.40	10.0	ug/L
534-52-1	4,6-Dinitro-2-methylphenol	10.0	U	3.50	10.0	ug/L
86-30-6	n-Nitrosodiphenylamine	10.0	U	2.90	10.0	ug/L
101-55-3	4-Bromophenyl-phenylether	10.0	U	2.60	10.0	ug/L
118-74-1	Hexachlorobenzene	10.0	U	2.70	10.0	ug/L
1912-24-9	Atrazine	10.0	U	2.90	10.0	ug/L
87-86-5	Pentachlorophenol	10.0	U	4.30	10.0	ug/L
85-01-8	Phenanthrene	10.0	U	2.50	10.0	ug/L
120-12-7	Anthracene	10.0	U	2.50	10.0	ug/L
86-74-8	Carbazole	10.0	U	3.20	10.0	ug/L
84-74-2	Di-n-butylphthalate	10.0	U	3.70	10.0	ug/L
206-44-0	Fluoranthene	10.0	U	2.90	10.0	ug/L
129-00-0	Pyrene	10.0	U	2.50	10.0	ug/L
85-68-7	Butylbenzylphthalate	10.0	U	3.10	10.0	ug/L
91-94-1	3,3-Dichlorobenzidine	10.0	U	5.00	10.0	ug/L
56-55-3	Benzo(a)anthracene	10.0	U	2.30	10.0	ug/L
218-01-9	Chrysene	10.0	U	2.40	10.0	ug/L
117-81-7	Bis(2-ethylhexyl)phthalate	10.0	U	3.60	10.0	ug/L
117-84-0	Di-n-octyl phthalate	10.0	U	3.30	10.0	ug/L
205-99-2	Benzo(b)fluoranthene	10.0	U	2.30	10.0	ug/L
207-08-9	Benzo(k)fluoranthene	10.0	U	2.30	10.0	ug/L
50-32-8	Benzo(a)pyrene	10.0	U	2.40	10.0	ug/L
193-39-5	Indeno(1,2,3-cd)pyrene	10.0	U	3.30	10.0	ug/L
53-70-3	Dibenzo(a,h)anthracene	10.0	U	2.60	10.0	ug/L

Report of Analysis

Client:	LiRo Engineers, Inc.	Date Collected:	12/09/19
Project:	City of Buffalo - Franczyk Park Site	Date Received:	12/10/19
Client Sample ID:	MW-07	SDG No.:	K6235
Lab Sample ID:	K6235-02	Matrix:	Water
Analytical Method:	SW8270	% Moisture:	100
Sample Wt/Vol:	1000 Units: mL	Final Vol:	1000 uL
Soil Aliquot Vol:	uL	Test:	SVOCMS Group1
Extraction Type :	Decanted : N	Level :	LOW
Injection Volume :	GPC Factor : 1.0	GPC Cleanup :	N PH :

File ID/Qc Batch:	Dilution:	Prep Date	Date Analyzed	Prep Batch ID
BF118189.D	1	12/11/19 08:36	12/13/19 16:39	PB125387

CAS Number	Parameter	Conc.	Qualifier	MDL	LOQ / CRQL	Units
191-24-2	Benzo(g,h,i)perylene	10.0	U	2.60	10.0	ug/L
95-94-3	1,2,4,5-Tetrachlorobenzene	10.0	U	3.10	10.0	ug/L
58-90-2	2,3,4,6-Tetrachlorophenol	10.0	U	2.60	10.0	ug/L
SURROGATES						
367-12-4	2-Fluorophenol	56.1		10 - 130	37%	SPK: 150
13127-88-3	Phenol-d6	33.9		10 - 130	23%	SPK: 150
4165-60-0	Nitrobenzene-d5	89.0		36 - 131	89%	SPK: 100
321-60-8	2-Fluorobiphenyl	88.1		39 - 131	88%	SPK: 100
118-79-6	2,4,6-Tribromophenol	137		25 - 155	91%	SPK: 150
1718-51-0	Terphenyl-d14	104		23 - 130	104%	SPK: 100
INTERNAL STANDARDS						
3855-82-1	1,4-Dichlorobenzene-d4	118000	6.87			
1146-65-2	Naphthalene-d8	450000	8.15			
15067-26-2	Acenaphthene-d10	240000	9.92			
1517-22-2	Phenanthrene-d10	444000	11.4			
1719-03-5	Chrysene-d12	283000	14.06			
1520-96-3	Perylene-d12	278000	15.55			

U = Not Detected

LOQ = Limit of Quantitation

MDL = Method Detection Limit

LOD = Limit of Detection

E = Value Exceeds Calibration Range

Q = indicates LCS control criteria did not meet requirements

M = MS/MSD acceptance criteria did not meet requirements

J = Estimated Value

B = Analyte Found in Associated Method Blank

N = Presumptive Evidence of a Compound

* = Values outside of QC limits

D = Dilution

() = Laboratory InHouse Limit

A = Aldol-Condensation Reaction Products

Report of Analysis

Client:	LiRo Engineers, Inc.	Date Collected:	12/09/19
Project:	City of Buffalo - Franczyk Park Site	Date Received:	12/10/19
Client Sample ID:	MW-03	SDG No.:	K6235
Lab Sample ID:	K6235-03	Matrix:	Water
Analytical Method:	SW8270	% Moisture:	100
Sample Wt/Vol:	1000 Units: mL	Final Vol:	1000 uL
Soil Aliquot Vol:	uL	Test:	SVOCMS Group1
Extraction Type :	Decanted : N	Level :	LOW
Injection Volume :	GPC Factor : 1.0	GPC Cleanup :	N PH :

File ID/Qc Batch:	Dilution:	Prep Date	Date Analyzed	Prep Batch ID
BF118190.D	1	12/11/19 08:36	12/13/19 17:07	PB125387

CAS Number	Parameter	Conc.	Qualifier	MDL	LOQ / CRQL	Units
TARGETS						
100-52-7	Benzaldehyde	10.0	UQ	2.90	10.0	ug/L
108-95-2	Phenol	2.60	J	2.20	10.0	ug/L
111-44-4	bis(2-Chloroethyl)ether	10.0	U	3.40	10.0	ug/L
95-57-8	2-Chlorophenol	10.0	U	2.50	10.0	ug/L
95-48-7	2-Methylphenol	10.0	U	2.80	10.0	ug/L
108-60-1	2,2-oxybis(1-Chloropropane)	10.0	U	3.00	10.0	ug/L
98-86-2	Acetophenone	10.0	U	3.20	10.0	ug/L
65794-96-9	3+4-Methylphenols	10.0	U	3.40	10.0	ug/L
621-64-7	n-Nitroso-di-n-propylamine	10.0	U	4.70	10.0	ug/L
67-72-1	Hexachloroethane	10.0	U	2.90	10.0	ug/L
98-95-3	Nitrobenzene	10.0	U	2.60	10.0	ug/L
78-59-1	Isophorone	10.0	U	2.20	10.0	ug/L
88-75-5	2-Nitrophenol	10.0	U	3.60	10.0	ug/L
105-67-9	2,4-Dimethylphenol	10.0	U	2.80	10.0	ug/L
111-91-1	bis(2-Chloroethoxy)methane	10.0	U	2.50	10.0	ug/L
120-83-2	2,4-Dichlorophenol	10.0	U	2.30	10.0	ug/L
91-20-3	Naphthalene	10.0	U	2.50	10.0	ug/L
106-47-8	4-Chloroaniline	10.0	U	4.50	10.0	ug/L
87-68-3	Hexachlorobutadiene	10.0	U	3.20	10.0	ug/L
105-60-2	Caprolactam	10.0	U	3.40	10.0	ug/L
59-50-7	4-Chloro-3-methylphenol	10.0	U	2.50	10.0	ug/L
91-57-6	2-Methylnaphthalene	10.0	U	2.50	10.0	ug/L
77-47-4	Hexachlorocyclopentadiene	10.0	U	7.60	10.0	ug/L
88-06-2	2,4,6-Trichlorophenol	10.0	U	2.80	10.0	ug/L
95-95-4	2,4,5-Trichlorophenol	10.0	U	2.80	10.0	ug/L
92-52-4	1,1-Biphenyl	10.0	U	3.30	10.0	ug/L
91-58-7	2-Chloronaphthalene	10.0	U	3.00	10.0	ug/L
88-74-4	2-Nitroaniline	10.0	U	3.10	10.0	ug/L
131-11-3	Dimethylphthalate	10.0	U	2.70	10.0	ug/L
208-96-8	Acenaphthylene	10.0	U	2.70	10.0	ug/L
606-20-2	2,6-Dinitrotoluene	10.0	U	3.10	10.0	ug/L

Report of Analysis

Client:	LiRo Engineers, Inc.	Date Collected:	12/09/19
Project:	City of Buffalo - Franczyk Park Site	Date Received:	12/10/19
Client Sample ID:	MW-03	SDG No.:	K6235
Lab Sample ID:	K6235-03	Matrix:	Water
Analytical Method:	SW8270	% Moisture:	100
Sample Wt/Vol:	1000 Units: mL	Final Vol:	1000 uL
Soil Aliquot Vol:	uL	Test:	SVOCMS Group1
Extraction Type :	Decanted : N	Level :	LOW
Injection Volume :	GPC Factor : 1.0	GPC Cleanup :	N PH :

File ID/Qc Batch:	Dilution:	Prep Date	Date Analyzed	Prep Batch ID
BF118190.D	1	12/11/19 08:36	12/13/19 17:07	PB125387

CAS Number	Parameter	Conc.	Qualifier	MDL	LOQ / CRQL	Units
99-09-2	3-Nitroaniline	10.0	U	4.20	10.0	ug/L
83-32-9	Acenaphthene	10.0	U	2.80	10.0	ug/L
51-28-5	2,4-Dinitrophenol	10.0	U	4.20	10.0	ug/L
100-02-7	4-Nitrophenol	10.0	U	3.40	10.0	ug/L
132-64-9	Dibenzofuran	10.0	U	3.20	10.0	ug/L
121-14-2	2,4-Dinitrotoluene	10.0	U	3.10	10.0	ug/L
84-66-2	Diethylphthalate	10.0	U	2.90	10.0	ug/L
7005-72-3	4-Chlorophenyl-phenylether	10.0	U	3.30	10.0	ug/L
86-73-7	Fluorene	10.0	U	2.50	10.0	ug/L
100-01-6	4-Nitroaniline	10.0	U	3.40	10.0	ug/L
534-52-1	4,6-Dinitro-2-methylphenol	10.0	U	3.50	10.0	ug/L
86-30-6	n-Nitrosodiphenylamine	10.0	U	2.90	10.0	ug/L
101-55-3	4-Bromophenyl-phenylether	10.0	U	2.60	10.0	ug/L
118-74-1	Hexachlorobenzene	10.0	U	2.70	10.0	ug/L
1912-24-9	Atrazine	10.0	U	2.90	10.0	ug/L
87-86-5	Pentachlorophenol	10.0	U	4.30	10.0	ug/L
85-01-8	Phenanthrene	10.0	U	2.50	10.0	ug/L
120-12-7	Anthracene	10.0	U	2.50	10.0	ug/L
86-74-8	Carbazole	10.0	U	3.20	10.0	ug/L
84-74-2	Di-n-butylphthalate	10.0	U	3.70	10.0	ug/L
206-44-0	Fluoranthene	10.0	U	2.90	10.0	ug/L
129-00-0	Pyrene	10.0	U	2.50	10.0	ug/L
85-68-7	Butylbenzylphthalate	10.0	U	3.10	10.0	ug/L
91-94-1	3,3-Dichlorobenzidine	10.0	U	5.00	10.0	ug/L
56-55-3	Benzo(a)anthracene	10.0	U	2.30	10.0	ug/L
218-01-9	Chrysene	10.0	U	2.40	10.0	ug/L
117-81-7	Bis(2-ethylhexyl)phthalate	10.0	U	3.60	10.0	ug/L
117-84-0	Di-n-octyl phthalate	10.0	U	3.30	10.0	ug/L
205-99-2	Benzo(b)fluoranthene	10.0	U	2.30	10.0	ug/L
207-08-9	Benzo(k)fluoranthene	10.0	U	2.30	10.0	ug/L
50-32-8	Benzo(a)pyrene	10.0	U	2.40	10.0	ug/L
193-39-5	Indeno(1,2,3-cd)pyrene	10.0	U	3.30	10.0	ug/L
53-70-3	Dibenzo(a,h)anthracene	10.0	U	2.60	10.0	ug/L

Report of Analysis

Client:	LiRo Engineers, Inc.	Date Collected:	12/09/19
Project:	City of Buffalo - Franczyk Park Site	Date Received:	12/10/19
Client Sample ID:	MW-03	SDG No.:	K6235
Lab Sample ID:	K6235-03	Matrix:	Water
Analytical Method:	SW8270	% Moisture:	100
Sample Wt/Vol:	1000 Units: mL	Final Vol:	1000 uL
Soil Aliquot Vol:	uL	Test:	SVOCMS Group1
Extraction Type :	Decanted : N	Level :	LOW
Injection Volume :	GPC Factor : 1.0	GPC Cleanup :	N PH :

File ID/Qc Batch:	Dilution:	Prep Date	Date Analyzed	Prep Batch ID
BF118190.D	1	12/11/19 08:36	12/13/19 17:07	PB125387

CAS Number	Parameter	Conc.	Qualifier	MDL	LOQ / CRQL	Units
191-24-2	Benzo(g,h,i)perylene	10.0	U	2.60	10.0	ug/L
95-94-3	1,2,4,5-Tetrachlorobenzene	10.0	U	3.10	10.0	ug/L
58-90-2	2,3,4,6-Tetrachlorophenol	10.0	U	2.60	10.0	ug/L
SURROGATES						
367-12-4	2-Fluorophenol	81.9		10 - 130	55%	SPK: 150
13127-88-3	Phenol-d6	54.4		10 - 130	36%	SPK: 150
4165-60-0	Nitrobenzene-d5	83.6		36 - 131	84%	SPK: 100
321-60-8	2-Fluorobiphenyl	86.7		39 - 131	87%	SPK: 100
118-79-6	2,4,6-Tribromophenol	139		25 - 155	93%	SPK: 150
1718-51-0	Terphenyl-d14	101		23 - 130	101%	SPK: 100
INTERNAL STANDARDS						
3855-82-1	1,4-Dichlorobenzene-d4	115000	6.86			
1146-65-2	Naphthalene-d8	437000	8.15			
15067-26-2	Acenaphthene-d10	227000	9.92			
1517-22-2	Phenanthrene-d10	421000	11.4			
1719-03-5	Chrysene-d12	273000	14.06			
1520-96-3	Perylene-d12	279000	15.55			

U = Not Detected

LOQ = Limit of Quantitation

MDL = Method Detection Limit

LOD = Limit of Detection

E = Value Exceeds Calibration Range

Q = indicates LCS control criteria did not meet requirements

M = MS/MSD acceptance criteria did not meet requirements

J = Estimated Value

B = Analyte Found in Associated Method Blank

N = Presumptive Evidence of a Compound

* = Values outside of QC limits

D = Dilution

() = Laboratory InHouse Limit

A = Aldol-Condensation Reaction Products

Report of Analysis

Client:	LiRo Engineers, Inc.	Date Collected:	12/09/19
Project:	City of Buffalo - Franczyk Park Site	Date Received:	12/10/19
Client Sample ID:	DUP	SDG No.:	K6235
Lab Sample ID:	K6235-04	Matrix:	Water
Analytical Method:	SW8270	% Moisture:	100
Sample Wt/Vol:	1000 Units: mL	Final Vol:	1000 uL
Soil Aliquot Vol:	uL	Test:	SVOCMS Group1
Extraction Type :	Decanted : N	Level :	LOW
Injection Volume :	GPC Factor : 1.0	GPC Cleanup :	N PH :

File ID/Qc Batch:	Dilution:	Prep Date	Date Analyzed	Prep Batch ID
BF118186.D	1	12/11/19 08:36	12/13/19 15:15	PB125387

CAS Number	Parameter	Conc.	Qualifier	MDL	LOQ / CRQL	Units
TARGETS						
100-52-7	Benzaldehyde	10.0	UQ	2.90	10.0	ug/L
108-95-2	Phenol	10.0	U	2.20	10.0	ug/L
111-44-4	bis(2-Chloroethyl)ether	10.0	U	3.40	10.0	ug/L
95-57-8	2-Chlorophenol	10.0	U	2.50	10.0	ug/L
95-48-7	2-Methylphenol	10.0	U	2.80	10.0	ug/L
108-60-1	2,2-oxybis(1-Chloropropane)	10.0	U	3.00	10.0	ug/L
98-86-2	Acetophenone	10.0	U	3.20	10.0	ug/L
65794-96-9	3+4-Methylphenols	10.0	U	3.40	10.0	ug/L
621-64-7	n-Nitroso-di-n-propylamine	10.0	U	4.70	10.0	ug/L
67-72-1	Hexachloroethane	10.0	U	2.90	10.0	ug/L
98-95-3	Nitrobenzene	10.0	U	2.60	10.0	ug/L
78-59-1	Isophorone	10.0	U	2.20	10.0	ug/L
88-75-5	2-Nitrophenol	10.0	U	3.60	10.0	ug/L
105-67-9	2,4-Dimethylphenol	10.0	U	2.80	10.0	ug/L
111-91-1	bis(2-Chloroethoxy)methane	10.0	U	2.50	10.0	ug/L
120-83-2	2,4-Dichlorophenol	10.0	U	2.30	10.0	ug/L
91-20-3	Naphthalene	10.0	U	2.50	10.0	ug/L
106-47-8	4-Chloroaniline	10.0	U	4.50	10.0	ug/L
87-68-3	Hexachlorobutadiene	10.0	U	3.20	10.0	ug/L
105-60-2	Caprolactam	10.0	U	3.40	10.0	ug/L
59-50-7	4-Chloro-3-methylphenol	10.0	U	2.50	10.0	ug/L
91-57-6	2-Methylnaphthalene	10.0	U	2.50	10.0	ug/L
77-47-4	Hexachlorocyclopentadiene	10.0	U	7.60	10.0	ug/L
88-06-2	2,4,6-Trichlorophenol	10.0	U	2.80	10.0	ug/L
95-95-4	2,4,5-Trichlorophenol	10.0	U	2.80	10.0	ug/L
92-52-4	1,1-Biphenyl	10.0	U	3.30	10.0	ug/L
91-58-7	2-Chloronaphthalene	10.0	U	3.00	10.0	ug/L
88-74-4	2-Nitroaniline	10.0	U	3.10	10.0	ug/L
131-11-3	Dimethylphthalate	10.0	U	2.70	10.0	ug/L
208-96-8	Acenaphthylene	10.0	U	2.70	10.0	ug/L
606-20-2	2,6-Dinitrotoluene	10.0	U	3.10	10.0	ug/L

Report of Analysis

Client:	LiRo Engineers, Inc.	Date Collected:	12/09/19
Project:	City of Buffalo - Franczyk Park Site	Date Received:	12/10/19
Client Sample ID:	DUP	SDG No.:	K6235
Lab Sample ID:	K6235-04	Matrix:	Water
Analytical Method:	SW8270	% Moisture:	100
Sample Wt/Vol:	1000 Units: mL	Final Vol:	1000 uL
Soil Aliquot Vol:	uL	Test:	SVOCMS Group1
Extraction Type :	Decanted : N	Level :	LOW
Injection Volume :	GPC Factor : 1.0	GPC Cleanup :	N PH :

File ID/Qc Batch:	Dilution:	Prep Date	Date Analyzed	Prep Batch ID
BF118186.D	1	12/11/19 08:36	12/13/19 15:15	PB125387

CAS Number	Parameter	Conc.	Qualifier	MDL	LOQ / CRQL	Units
99-09-2	3-Nitroaniline	10.0	U	4.20	10.0	ug/L
83-32-9	Acenaphthene	10.0	U	2.80	10.0	ug/L
51-28-5	2,4-Dinitrophenol	10.0	U	4.20	10.0	ug/L
100-02-7	4-Nitrophenol	10.0	U	3.40	10.0	ug/L
132-64-9	Dibenzofuran	10.0	U	3.20	10.0	ug/L
121-14-2	2,4-Dinitrotoluene	10.0	U	3.10	10.0	ug/L
84-66-2	Diethylphthalate	10.0	U	2.90	10.0	ug/L
7005-72-3	4-Chlorophenyl-phenylether	10.0	U	3.30	10.0	ug/L
86-73-7	Fluorene	10.0	U	2.50	10.0	ug/L
100-01-6	4-Nitroaniline	10.0	U	3.40	10.0	ug/L
534-52-1	4,6-Dinitro-2-methylphenol	10.0	U	3.50	10.0	ug/L
86-30-6	n-Nitrosodiphenylamine	10.0	U	2.90	10.0	ug/L
101-55-3	4-Bromophenyl-phenylether	10.0	U	2.60	10.0	ug/L
118-74-1	Hexachlorobenzene	10.0	U	2.70	10.0	ug/L
1912-24-9	Atrazine	10.0	U	2.90	10.0	ug/L
87-86-5	Pentachlorophenol	10.0	U	4.30	10.0	ug/L
85-01-8	Phenanthrene	10.0	U	2.50	10.0	ug/L
120-12-7	Anthracene	10.0	U	2.50	10.0	ug/L
86-74-8	Carbazole	10.0	U	3.20	10.0	ug/L
84-74-2	Di-n-butylphthalate	10.0	U	3.70	10.0	ug/L
206-44-0	Fluoranthene	10.0	U	2.90	10.0	ug/L
129-00-0	Pyrene	10.0	U	2.50	10.0	ug/L
85-68-7	Butylbenzylphthalate	10.0	U	3.10	10.0	ug/L
91-94-1	3,3-Dichlorobenzidine	10.0	U	5.00	10.0	ug/L
56-55-3	Benzo(a)anthracene	10.0	U	2.30	10.0	ug/L
218-01-9	Chrysene	10.0	U	2.40	10.0	ug/L
117-81-7	Bis(2-ethylhexyl)phthalate	10.0	U	3.60	10.0	ug/L
117-84-0	Di-n-octyl phthalate	10.0	U	3.30	10.0	ug/L
205-99-2	Benzo(b)fluoranthene	10.0	U	2.30	10.0	ug/L
207-08-9	Benzo(k)fluoranthene	10.0	U	2.30	10.0	ug/L
50-32-8	Benzo(a)pyrene	10.0	U	2.40	10.0	ug/L
193-39-5	Indeno(1,2,3-cd)pyrene	10.0	U	3.30	10.0	ug/L
53-70-3	Dibenzo(a,h)anthracene	10.0	U	2.60	10.0	ug/L

Report of Analysis

Client:	LiRo Engineers, Inc.	Date Collected:	12/09/19
Project:	City of Buffalo - Franczyk Park Site	Date Received:	12/10/19
Client Sample ID:	DUP	SDG No.:	K6235
Lab Sample ID:	K6235-04	Matrix:	Water
Analytical Method:	SW8270	% Moisture:	100
Sample Wt/Vol:	1000 Units: mL	Final Vol:	1000 uL
Soil Aliquot Vol:	uL	Test:	SVOCMS Group1
Extraction Type :	Decanted : N	Level :	LOW
Injection Volume :	GPC Factor : 1.0	GPC Cleanup :	N PH :

File ID/Qc Batch:	Dilution:	Prep Date	Date Analyzed	Prep Batch ID
BF118186.D	1	12/11/19 08:36	12/13/19 15:15	PB125387

CAS Number	Parameter	Conc.	Qualifier	MDL	LOQ / CRQL	Units
191-24-2	Benzo(g,h,i)perylene	10.0	U	2.60	10.0	ug/L
95-94-3	1,2,4,5-Tetrachlorobenzene	10.0	U	3.10	10.0	ug/L
58-90-2	2,3,4,6-Tetrachlorophenol	10.0	U	2.60	10.0	ug/L
SURROGATES						
367-12-4	2-Fluorophenol	60.7		10 - 130	40%	SPK: 150
13127-88-3	Phenol-d6	37.3		10 - 130	25%	SPK: 150
4165-60-0	Nitrobenzene-d5	86.5		36 - 131	87%	SPK: 100
321-60-8	2-Fluorobiphenyl	89.7		39 - 131	90%	SPK: 100
118-79-6	2,4,6-Tribromophenol	141		25 - 155	94%	SPK: 150
1718-51-0	Terphenyl-d14	102		23 - 130	102%	SPK: 100
INTERNAL STANDARDS						
3855-82-1	1,4-Dichlorobenzene-d4	121000	6.87			
1146-65-2	Naphthalene-d8	466000	8.15			
15067-26-2	Acenaphthene-d10	244000	9.92			
1517-22-2	Phenanthrene-d10	450000	11.4			
1719-03-5	Chrysene-d12	295000	14.06			
1520-96-3	Perylene-d12	270000	15.55			

U = Not Detected

LOQ = Limit of Quantitation

MDL = Method Detection Limit

LOD = Limit of Detection

E = Value Exceeds Calibration Range

Q = indicates LCS control criteria did not meet requirements

M = MS/MSD acceptance criteria did not meet requirements

J = Estimated Value

B = Analyte Found in Associated Method Blank

N = Presumptive Evidence of a Compound

* = Values outside of QC limits

D = Dilution

() = Laboratory InHouse Limit

A = Aldol-Condensation Reaction Products

QC SUMMARY

Surrogate Summary

SW-846

SDG No.: K6235

Client: LiRo Engineers, Inc.

Analytical Method: 8270D

Lab Sample ID	Client ID	Parameter	Spike (PPM)	Result (PPM)	Recovery (%)	Qual	Limits (%)	
							Low	High
K6235-01	MW-08	2-Fluorophenol	150	56.2	37		10	130
		Phenol-d6	150	35.2	23		10	130
		Nitrobenzene-d5	100	85.4	85		36	131
		2-Fluorobiphenyl	100	87.9	88		39	131
		2,4,6-Tribromophenol	150	138	92		25	155
		Terphenyl-d14	100	105	105		23	130
K6235-02	MW-07	2-Fluorophenol	150	56.1	37		10	130
		Phenol-d6	150	33.9	23		10	130
		Nitrobenzene-d5	100	89.0	89		36	131
		2-Fluorobiphenyl	100	88.1	88		39	131
		2,4,6-Tribromophenol	150	137	91		25	155
		Terphenyl-d14	100	104	104		23	130
K6235-03	MW-03	2-Fluorophenol	150	81.9	55		10	130
		Phenol-d6	150	54.4	36		10	130
		Nitrobenzene-d5	100	83.6	84		36	131
		2-Fluorobiphenyl	100	86.7	87		39	131
		2,4,6-Tribromophenol	150	139	93		25	155
		Terphenyl-d14	100	101	101		23	130
K6235-04	DUP	2-Fluorophenol	150	60.7	40		10	130
		Phenol-d6	150	37.3	25		10	130
		Nitrobenzene-d5	100	86.5	87		36	131
		2-Fluorobiphenyl	100	89.7	90		39	131
		2,4,6-Tribromophenol	150	141	94		25	155
		Terphenyl-d14	100	102	102		23	130
PB125387BL	PB125387BL	2-Fluorophenol	150	135	90		10	130
		Phenol-d6	150	139	93		10	130
		Nitrobenzene-d5	100	83.5	84		36	131
		2-Fluorobiphenyl	100	86.5	87		39	131
		2,4,6-Tribromophenol	150	134	89		25	155
		Terphenyl-d14	100	89.5	89		23	130
PB125387BS	PB125387BS	2-Fluorophenol	150	107	71		10	130
		Phenol-d6	150	106	71		10	130
		Nitrobenzene-d5	100	68.9	69		36	131
		2-Fluorobiphenyl	100	72.7	73		39	131
		2,4,6-Tribromophenol	150	102	68		25	155
		Terphenyl-d14	100	74.2	74		23	130
PB125387BSD	PB125387BSD	2-Fluorophenol	150	111	74		10	130
		Phenol-d6	150	112	75		10	130
		Nitrobenzene-d5	100	71.5	72		36	131
		2-Fluorobiphenyl	100	75.3	75		39	131
		2,4,6-Tribromophenol	150	108	72		25	155
		Terphenyl-d14	100	74.9	75		23	130

Laboratory Control Sample/Laboratory Control Sample Duplicate Summary

SW-846

SDG No.: K6235

Client: LiRo Engineers, Inc.

Analytical Method: 8270D

DataFile: BF118179.D

Lab Sample ID	Parameter	Spike	Result	Unit	Rec	RPD	Qual	RPD	Limits		
								Qual	Low	High	RPD
PB125387BS	Benzaldehyde	50	58.8	ug/L	118		*		10	109	
	Phenol	50	40.5	ug/L	81				10	130	
	bis(2-Chloroethyl)ether	50	41.1	ug/L	82				46	116	
	2-Chlorophenol	50	42.1	ug/L	84				40	105	
	2-Methylphenol	50	41.9	ug/L	84				32	94	
	2,2-oxybis(1-Chloropropane)	50	39.6	ug/L	79				60	113	
	Acetophenone	50	37.3	ug/L	75				64	120	
	3+4-Methylphenols	50	41.8	ug/L	84				24	91	
	N-Nitroso-di-n-propylamine	50	42.4	ug/L	85				61	115	
	Hexachloroethane	50	39.4	ug/L	79				52	104	
	Nitrobenzene	50	38.0	ug/L	76				49	120	
	Isophorone	50	39.2	ug/L	78				65	114	
	2-Nitrophenol	50	39.6	ug/L	79				57	116	
	2,4-Dimethylphenol	50	45.3	ug/L	91				43	108	
	bis(2-Chloroethoxy)methane	50	36.8	ug/L	74				65	111	
	2,4-Dichlorophenol	50	39.0	ug/L	78				49	113	
	Naphthalene	50	39.2	ug/L	78				61	107	
	4-Chloroaniline	50	16.6	ug/L	33				10	93	
	Hexachlorobutadiene	50	36.3	ug/L	73				35	120	
	Caprolactam	50	39.1	ug/L	78				10	130	
	4-Chloro-3-methylphenol	50	39.0	ug/L	78				51	109	
	2-Methylnaphthalene	50	39.8	ug/L	80				63	110	
	Hexachlorocyclopentadiene	100	91.8	ug/L	92				42	121	
	2,4,6-Trichlorophenol	50	38.0	ug/L	76				62	114	
	2,4,5-Trichlorophenol	50	39.1	ug/L	78				58	116	
	1,1-Biphenyl	50	38.2	ug/L	76				65	117	
	2-Chloronaphthalene	50	37.0	ug/L	74				65	111	
	2-Nitroaniline	50	35.9	ug/L	72				63	119	
	Dimethylphthalate	50	37.1	ug/L	74				68	112	
	Acenaphthylene	50	39.8	ug/L	80				65	110	
	2,6-Dinitrotoluene	50	37.7	ug/L	75				68	115	
	3-Nitroaniline	50	21.1	ug/L	42				16	104	
	Acenaphthene	50	37.4	ug/L	75				66	114	
	2,4-Dinitrophenol	100	75.1	ug/L	75				35	129	
	4-Nitrophenol	100	73.9	ug/L	74				10	130	
	Dibenzofuran	50	39.0	ug/L	78				66	111	
	2,4-Dinitrotoluene	50	39.0	ug/L	78				65	119	
	Diethylphthalate	50	38.5	ug/L	77				66	116	
	4-Chlorophenyl-phenylether	50	38.1	ug/L	76				66	113	
	Fluorene	50	39.0	ug/L	78				66	112	
	4-Nitroaniline	50	31.2	ug/L	62				53	115	
	4,6-Dinitro-2-methylphenol	50	41.4	ug/L	83				47	137	
	N-Nitrosodiphenylamine	50	38.8	ug/L	78				65	116	
	4-Bromophenyl-phenylether	50	37.3	ug/L	75				66	119	
	Hexachlorobenzene	50	36.7	ug/L	73				57	121	
	Atrazine	50	54.7	ug/L	109				53	130	

Laboratory Control Sample/Laboratory Control Sample Duplicate Summary
SW-846

SDG No.: K6235

Client: LiRo Engineers, Inc.

Analytical Method: 8270D DataFile: BF118179.D

Lab Sample ID	Parameter	Spike	Result	Unit	Rec	RPD	Qual	RPD		Limits		RPD
								Qual	Low	High		
PB125387BS	Pentachlorophenol	100	83.2	ug/L	83				51	128		
	Phenanthrene	50	38.9	ug/L	78				68	112		
	Anthracene	50	40.3	ug/L	81				69	112		
	Carbazole	50	37.8	ug/L	76				65	115		
	Di-n-butylphthalate	50	39.9	ug/L	80				67	117		
	Fluoranthene	50	39.0	ug/L	78				67	115		
	Pyrene	50	38.5	ug/L	77				67	116		
	Butylbenzylphthalate	50	39.3	ug/L	79				66	121		
	3,3-Dichlorobenzidine	50	29.3	ug/L	59				13	119		
	Benzo(a)anthracene	50	38.0	ug/L	76				64	117		
	Chrysene	50	37.8	ug/L	76				65	116		
	bis(2-Ethylhexyl)phthalate	50	41.8	ug/L	84				61	123		
	Di-n-octyl phthalate	50	42.9	ug/L	86				63	123		
	Benzo(b)fluoranthene	50	37.0	ug/L	74				62	122		
	Benzo(k)fluoranthene	50	39.0	ug/L	78				60	123		
	Benzo(a)pyrene	50	36.5	ug/L	73				65	118		
	Indeno(1,2,3-cd)pyrene	50	34.3	ug/L	69				50	133		
	Dibenz(a,h)anthracene	50	36.2	ug/L	72				45	150		
	Benzo(g,h,i)perylene	50	36.0	ug/L	72				64	123		
	1,2,4,5-Tetrachlorobenzene	50	36.3	ug/L	73				60	105		
	2,3,4,6-Tetrachlorophenol	50	39.7	ug/L	79				66	110		

Laboratory Control Sample/Laboratory Control Sample Duplicate Summary

SW-846

SDG No.: K6235

Client: LiRo Engineers, Inc.

Analytical Method: 8270D

DataFile: BF118180.D

Lab Sample ID	Parameter	Spike	Result	Unit	Rec	RPD	Qual	RPD		Limits	
								Qual	Low	High	RPD
PB125387BSD	Benzaldehyde	50	62.5	ug/L	125	6	*		10	109	20
	Phenol	50	42.4	ug/L	85	5			10	130	20
	bis(2-Chloroethyl)ether	50	41.9	ug/L	84	2			46	116	20
	2-Chlorophenol	50	43.8	ug/L	88	4			40	105	20
	2-Methylphenol	50	44.1	ug/L	88	5			32	94	20
	2,2-oxybis(1-Chloropropane)	50	40.5	ug/L	81	2			60	113	20
	Acetophenone	50	38.9	ug/L	78	4			64	120	20
	3+4-Methylphenols	50	44.1	ug/L	88	5			24	91	20
	N-Nitroso-di-n-propylamine	50	43.5	ug/L	87	3			61	115	20
	Hexachloroethane	50	41.1	ug/L	82	4			52	104	20
	Nitrobenzene	50	39.2	ug/L	78	3			49	120	20
	Isophorone	50	41.2	ug/L	82	5			65	114	20
	2-Nitrophenol	50	41.7	ug/L	83	5			57	116	20
	2,4-Dimethylphenol	50	47.8	ug/L	96	5			43	108	20
	bis(2-Chloroethoxy)methane	50	38.4	ug/L	77	4			65	111	20
	2,4-Dichlorophenol	50	40.3	ug/L	81	3			49	113	20
	Naphthalene	50	40.8	ug/L	82	4			61	107	20
	4-Chloroaniline	50	18.8	ug/L	38	12			10	93	20
	Hexachlorobutadiene	50	37.0	ug/L	74	2			35	120	20
	Caprolactam	50	42.4	ug/L	85	8			10	130	20
	4-Chloro-3-methylphenol	50	41.3	ug/L	83	6			51	109	20
	2-Methylnaphthalene	50	41.8	ug/L	84	5			63	110	20
	Hexachlorocyclopentadiene	100	94.3	ug/L	94	3			42	121	20
	2,4,6-Trichlorophenol	50	39.3	ug/L	79	3			62	114	20
	2,4,5-Trichlorophenol	50	41.4	ug/L	83	6			58	116	20
	1,1-Biphenyl	50	39.8	ug/L	80	4			65	117	20
	2-Chloronaphthalene	50	38.4	ug/L	77	4			65	111	20
	2-Nitroaniline	50	38.3	ug/L	77	6			63	119	20
	Dimethylphthalate	50	39.4	ug/L	79	6			68	112	20
	Acenaphthylene	50	42.1	ug/L	84	6			65	110	20
	2,6-Dinitrotoluene	50	40.6	ug/L	81	7			68	115	20
	3-Nitroaniline	50	23.2	ug/L	46	9			16	104	20
	Acenaphthene	50	39.5	ug/L	79	5			66	114	20
	2,4-Dinitrophenol	100	81.5	ug/L	82	8			35	129	20
	4-Nitrophenol	100	79.3	ug/L	79	7			10	130	20
	Dibenzofuran	50	41.3	ug/L	83	6			66	111	20
	2,4-Dinitrotoluene	50	41.5	ug/L	83	6			65	119	20
	Diethylphthalate	50	40.5	ug/L	81	5			66	116	20
	4-Chlorophenyl-phenylether	50	40.0	ug/L	80	5			66	113	20
	Fluorene	50	41.0	ug/L	82	5			66	112	20
	4-Nitroaniline	50	34.2	ug/L	68	9			53	115	20
	4,6-Dinitro-2-methylphenol	50	43.7	ug/L	87	5			47	137	20
	N-Nitrosodiphenylamine	50	40.4	ug/L	81	4			65	116	20
	4-Bromophenyl-phenylether	50	38.8	ug/L	78	4			66	119	20
	Hexachlorobenzene	50	38.7	ug/L	77	5			57	121	20
	Atrazine	50	59.9	ug/L	120	9			53	130	20

Laboratory Control Sample/Laboratory Control Sample Duplicate Summary
SW-846

SDG No.: K6235

Client: LiRo Engineers, Inc.

Analytical Method: 8270D DataFile: BF118180.D

Lab Sample ID	Parameter	Spike	Result	Unit	Rec	RPD	Qual	RPD		Limits		RPD
								Qual	Low	High		
PB125387BSD	Pentachlorophenol	100	87.4	ug/L	87	5			51	128		20
	Phenanthrene	50	40.4	ug/L	81	4			68	112		20
	Anthracene	50	42.3	ug/L	85	5			69	112		20
	Carbazole	50	40.1	ug/L	80	6			65	115		20
	Di-n-butylphthalate	50	41.6	ug/L	83	4			67	117		20
	Fluoranthene	50	41.2	ug/L	82	5			67	115		20
	Pyrene	50	39.5	ug/L	79	3			67	116		20
	Butylbenzylphthalate	50	39.4	ug/L	79	0			66	121		20
	3,3-Dichlorobenzidine	50	28.7	ug/L	57	2			13	119		20
	Benzo(a)anthracene	50	38.8	ug/L	78	2			64	117		20
	Chrysene	50	37.9	ug/L	76	0			65	116		20
	bis(2-Ethylhexyl)phthalate	50	41.0	ug/L	82	2			61	123		20
	Di-n-octyl phthalate	50	42.3	ug/L	85	1			63	123		20
	Benzo(b)fluoranthene	50	40.5	ug/L	81	9			62	122		20
	Benzo(k)fluoranthene	50	40.5	ug/L	81	4			60	123		20
	Benzo(a)pyrene	50	39.0	ug/L	78	7			65	118		20
	Indeno(1,2,3-cd)pyrene	50	33.7	ug/L	67	2			50	133		20
	Dibenz(a,h)anthracene	50	38.5	ug/L	77	6			45	150		20
	Benzo(g,h,i)perylene	50	38.7	ug/L	77	7			64	123		20
	1,2,4,5-Tetrachlorobenzene	50	37.7	ug/L	75	4			60	105		20
	2,3,4,6-Tetrachlorophenol	50	41.6	ug/L	83	5			66	110		20

4B

SEMIVOLATILE METHOD BLANK SUMMARY

EPA SAMPLE NO.

PB125387BL

Lab Name: CHEMTECH

Contract: LIRO01

Lab Code: CHEM Case No.: K6235

SAS No.: K6235 SDG NO.: K6235

Lab File ID: BF118181.D

Lab Sample ID: PB125387BL

Instrument ID: BNA_F

Date Extracted: 12/11/2019

Matrix: (soil/water) Water

Date Analyzed: 12/13/2019

Level: (low/med) LOW

Time Analyzed: 12:49

THIS METHOD BLANK APPLIES TO THE FOLLOWING SAMPLES, MS AND MSD:

EPA SAMPLE NO.	LAB SAMPLE ID	LAB FILE ID	DATE ANALYZED
DUP	K6235-04	BF118186.D	12/13/2019
MW-03	K6235-03	BF118190.D	12/13/2019
PB125387BSD	PB125387BSD	BF118180.D	12/13/2019
MW-08	K6235-01	BF118188.D	12/13/2019
MW-07	K6235-02	BF118189.D	12/13/2019
PB125387BS	PB125387BS	BF118179.D	12/13/2019

COMMENTS:

5B

SEMIVOLATILE ORGANIC INSTRUMENT PERFORMANCE CHECK
DECAFLUOROTRIPHENYLPHOSPHINE (DFTPP)

Lab Name: CHEMTECH

Contract: LIRO01

Lab Code: CHEM

SAS No.: K6235 SDG NO.: K6235

Lab File ID: BF118111.D

DFTPP Injection Date: 12/06/2019

Instrument ID: BNA_F

DFTPP Injection Time: 13:32

m/e	ION ABUNDANCE CRITERIA	% RELATIVE ABUNDANCE
51	10.0 - 80.0% of mass 198	32.8
68	Less than 2.0% of mass 69	0.7 (1.9) 1
69	Mass 69 relative abundance	34.5
70	Less than 2.0% of mass 69	0.1 (0.3) 1
127	10.0 - 80.0% of mass 198	51.2
197	Less than 2.0% of mass 198	0.5
198	Base Peak, 100% relative abundance	100
199	5.0 to 9.0% of mass 198	7
275	10.0 - 60.0% of mass 198	30.3
365	Greater than 1% of mass 198	4.6
441	Present, but less than mass 443	16.3
442	Greater than 50% of mass 198	98.1
443	15.0 - 24.0% of mass 442	19 (19.4) 2

1-Value is % mass 69

2-Value is % mass 442

THIS CHECK APPLIES TO THE FOLLOWING SAMPLES, MS, MSD, BLANKS, AND STANDARDS:

EPA SAMPLE NO.	LAB SAMPLE ID	LAB FILE ID	DATE ANALYZED	TIME ANALYZED
SSTDIC010	SSTDIC010	BF118112.D	12/06/2019	14:05
SSTDIC020	SSTDIC020	BF118113.D	12/06/2019	14:32
SSTDIC040	SSTDIC040	BF118114.D	12/06/2019	14:59
SSTDIC050	SSTDIC050	BF118115.D	12/06/2019	15:27
SSTDIC060	SSTDIC060	BF118116.D	12/06/2019	15:55
SSTDIC080	SSTDIC080	BF118117.D	12/06/2019	16:22
SSTDIC100	SSTDIC100	BF118118.D	12/06/2019	16:50

5B

SEMIVOLATILE ORGANIC INSTRUMENT PERFORMANCE CHECK
DECAFLUOROTRIPHENYLPHOSPHINE (DFTPP)

Lab Name: CHEMTECH

Contract: LIRO01

Lab Code: CHEM

SAS No.: K6235 SDG NO.: K6235

Lab File ID: BF118177.D

DFTPP Injection Date: 12/13/2019

Instrument ID: BNA_F

DFTPP Injection Time: 10:14

m/e	ION ABUNDANCE CRITERIA	% RELATIVE ABUNDANCE
51	10.0 - 80.0% of mass 198	34.6
68	Less than 2.0% of mass 69	0.5 (1.5) 1
69	Mass 69 relative abundance	37.1
70	Less than 2.0% of mass 69	0.0 (0.0) 1
127	10.0 - 80.0% of mass 198	52
197	Less than 2.0% of mass 198	0.3
198	Base Peak, 100% relative abundance	100
199	5.0 to 9.0% of mass 198	6.6
275	10.0 - 60.0% of mass 198	29.3
365	Greater than 1% of mass 198	4.3
441	Present, but less than mass 443	14.5
442	Greater than 50% of mass 198	89.8
443	15.0 - 24.0% of mass 442	16.9 (18.9) 2

1-Value is % mass 69

2-Value is % mass 442

THIS CHECK APPLIES TO THE FOLLOWING SAMPLES, MS, MSD, BLANKS, AND STANDARDS:

EPA SAMPLE NO.	LAB SAMPLE ID	LAB FILE ID	DATE ANALYZED	TIME ANALYZED
SSTDCCC040	SSTDCCC040	BF118178.D	12/13/2019	10:41
PB125387BS	PB125387BS	BF118179.D	12/13/2019	11:53
PB125387BSD	PB125387BSD	BF118180.D	12/13/2019	12:21
PB125387BL	PB125387BL	BF118181.D	12/13/2019	12:49
DUP	K6235-04	BF118186.D	12/13/2019	15:15
MW-08	K6235-01	BF118188.D	12/13/2019	16:11
MW-07	K6235-02	BF118189.D	12/13/2019	16:39
MW-03	K6235-03	BF118190.D	12/13/2019	17:07

8B

SEMIVOLATILE INTERNAL STANDARD AREA AND RT SUMMARY

Lab Name: CHEMTECH
 Lab Code: CHEM Case No.: K6235 SAS No.: K6235 SDG NO.: K6235
 EPA Sample No.: SSTDCCC040 Date Analyzed: 12/13/2019
 Lab File ID: BF118178.D Time Analyzed: 10:41
 Instrument ID: BNA_F GC Column: DB-UI ID: 0.18 (mm)

	IS1 (DCB) AREA #	RT #	IS2 (NPT) AREA #	RT #	IS3 (ANT) AREA #	RT #
12 HOUR STD	146321	6.87	561093	8.16	300351	9.92
UPPER LIMIT	292642	7.37	1122190	8.66	600702	10.42
LOWER LIMIT	73160.5	6.37	280547	7.66	150176	9.42
EPA SAMPLE NO.						
01 PB125387BS	115726	6.87	474449	8.16	255675	9.92
02 PB125387BSD	112594	6.87	460885	8.16	248287	9.92
03 PB125387BL	135935	6.87	536310	8.15	288132	9.92
04 DUP	120728	6.87	466019	8.15	243889	9.92
05 MW-08	123402	6.87	476288	8.15	245339	9.92
06 MW-07	117915	6.87	450388	8.15	239778	9.92
07 MW-03	114709	6.86	437317	8.15	227297	9.92

IS1 (DCB) = 1,4-Dichlorobenzene-d4

IS2 (NPT) = Naphthalene-d8

IS3 (ANT) = Acenaphthene-d10

AREA UPPER LIMIT = +100% of internal standard area

AREA LOWER LIMIT = -50% of internal standard area

RT UPPER LIMIT = +0.50 minutes of internal standard RT

RT UPPER LIMIT = -0.50 minutes of internal standard RT

Column used to flag values outside QC limits with an asterisk.

* Values outside of QC limits.

8C

SEMIVOLATILE INTERNAL STANDARD AREA AND RT SUMMARY

Lab Name: CHEMTECH

Lab Code: CHEM Case No.: K6235 SAS No.: K6235 SDG NO.: K6235

EPA Sample No.: SSTDCCC040 Date Analyzed: 12/13/2019

Lab File ID: BF118178.D Time Analyzed: 10:41

Instrument ID: BNA_F GC Column: DB-UI ID: 0.18 (mm)

	IS4 (PHN) AREA #	RT #	IS5 (CRY) AREA #	RT #	IS6 (PRY) AREA #	RT #
12 HOUR STD	562336	11.41	388149	14.07	338782	15.56
UPPER LIMIT	1124670	11.91	776298	14.57	677564	16.06
LOWER LIMIT	281168	10.91	194075	13.57	169391	15.06
EPA SAMPLE NO.						
01 PB125387BS	478530	11.41	339238	14.07	299873	15.56
02 PB125387BSD	470848	11.41	340735	14.06	278934	15.56
03 PB125387BL	561082	11.41	406060	14.06	349790	15.55
04 DUP	450115	11.40	294937	14.06	269610	15.55
05 MW-08	432942	11.40	260516	14.06	265405	15.55
06 MW-07	444180	11.40	283469	14.06	278175	15.55
07 MW-03	421124	11.40	272834	14.06	278710	15.55

IS4 (PHN) = Phenanthrene-d10

IS5 (CRY) = Chrysene-d12

IS6 (PRY) = Perylene-d12

AREA UPPER LIMIT = +100% of internal standard area

AREA LOWER LIMIT = -50% of internal standard area

RT UPPER LIMIT = +0.50 minutes of internal standard RT

RT UPPER LIMIT = -0.50 minutes of internal standard RT

Column used to flag values outside QC limits with an asterisk.

* Values outside of QC limits.

QC SAMPLE DATA

Report of Analysis

Client:	LiRo Engineers, Inc.	Date Collected:	
Project:	City of Buffalo - Franczyk Park Site	Date Received:	
Client Sample ID:	PB125387BL	SDG No.:	K6235
Lab Sample ID:	PB125387BL	Matrix:	Water
Analytical Method:	SW8270	% Moisture:	100
Sample Wt/Vol:	1000 Units: mL	Final Vol:	1000 uL
Soil Aliquot Vol:	uL	Test:	SVOCMS Group1
Extraction Type :	Decanted : N	Level :	LOW
Injection Volume :	GPC Factor : 1.0	GPC Cleanup :	N PH :

File ID/Qc Batch:	Dilution:	Prep Date	Date Analyzed	Prep Batch ID
BF118181.D	1	12/11/19 08:36	12/13/19 12:49	PB125387

CAS Number	Parameter	Conc.	Qualifier	MDL	LOQ / CRQL	Units
TARGETS						
100-52-7	Benzaldehyde	10.0	U	2.90	10.0	ug/L
108-95-2	Phenol	10.0	U	2.20	10.0	ug/L
111-44-4	bis(2-Chloroethyl)ether	10.0	U	3.40	10.0	ug/L
95-57-8	2-Chlorophenol	10.0	U	2.50	10.0	ug/L
95-48-7	2-Methylphenol	10.0	U	2.80	10.0	ug/L
108-60-1	2,2-oxybis(1-Chloropropane)	10.0	U	3.00	10.0	ug/L
98-86-2	Acetophenone	10.0	U	3.20	10.0	ug/L
65794-96-9	3+4-Methylphenols	10.0	U	3.40	10.0	ug/L
621-64-7	n-Nitroso-di-n-propylamine	10.0	U	4.70	10.0	ug/L
67-72-1	Hexachloroethane	10.0	U	2.90	10.0	ug/L
98-95-3	Nitrobenzene	10.0	U	2.60	10.0	ug/L
78-59-1	Isophorone	10.0	U	2.20	10.0	ug/L
88-75-5	2-Nitrophenol	10.0	U	3.60	10.0	ug/L
105-67-9	2,4-Dimethylphenol	10.0	U	2.80	10.0	ug/L
111-91-1	bis(2-Chloroethoxy)methane	10.0	U	2.50	10.0	ug/L
120-83-2	2,4-Dichlorophenol	10.0	U	2.30	10.0	ug/L
91-20-3	Naphthalene	10.0	U	2.50	10.0	ug/L
106-47-8	4-Chloroaniline	10.0	U	4.50	10.0	ug/L
87-68-3	Hexachlorobutadiene	10.0	U	3.20	10.0	ug/L
105-60-2	Caprolactam	10.0	U	3.40	10.0	ug/L
59-50-7	4-Chloro-3-methylphenol	10.0	U	2.50	10.0	ug/L
91-57-6	2-Methylnaphthalene	10.0	U	2.50	10.0	ug/L
77-47-4	Hexachlorocyclopentadiene	10.0	U	7.60	10.0	ug/L
88-06-2	2,4,6-Trichlorophenol	10.0	U	2.80	10.0	ug/L
95-95-4	2,4,5-Trichlorophenol	10.0	U	2.80	10.0	ug/L
92-52-4	1,1-Biphenyl	10.0	U	3.30	10.0	ug/L
91-58-7	2-Chloronaphthalene	10.0	U	3.00	10.0	ug/L
88-74-4	2-Nitroaniline	10.0	U	3.10	10.0	ug/L
131-11-3	Dimethylphthalate	10.0	U	2.70	10.0	ug/L
208-96-8	Acenaphthylene	10.0	U	2.70	10.0	ug/L
606-20-2	2,6-Dinitrotoluene	10.0	U	3.10	10.0	ug/L

Report of Analysis

Client:	LiRo Engineers, Inc.	Date Collected:	
Project:	City of Buffalo - Franczyk Park Site	Date Received:	
Client Sample ID:	PB125387BL	SDG No.:	K6235
Lab Sample ID:	PB125387BL	Matrix:	Water
Analytical Method:	SW8270	% Moisture:	100
Sample Wt/Vol:	1000 Units: mL	Final Vol:	1000 uL
Soil Aliquot Vol:	uL	Test:	SVOCMS Group1
Extraction Type :	Decanted : N	Level :	LOW
Injection Volume :	GPC Factor : 1.0	GPC Cleanup :	N PH :

File ID/Qc Batch:	Dilution:	Prep Date	Date Analyzed	Prep Batch ID
BF118181.D	1	12/11/19 08:36	12/13/19 12:49	PB125387

CAS Number	Parameter	Conc.	Qualifier	MDL	LOQ / CRQL	Units
99-09-2	3-Nitroaniline	10.0	U	4.20	10.0	ug/L
83-32-9	Acenaphthene	10.0	U	2.80	10.0	ug/L
51-28-5	2,4-Dinitrophenol	10.0	U	4.20	10.0	ug/L
100-02-7	4-Nitrophenol	10.0	U	3.40	10.0	ug/L
132-64-9	Dibenzofuran	10.0	U	3.20	10.0	ug/L
121-14-2	2,4-Dinitrotoluene	10.0	U	3.10	10.0	ug/L
84-66-2	Diethylphthalate	10.0	U	2.90	10.0	ug/L
7005-72-3	4-Chlorophenyl-phenylether	10.0	U	3.30	10.0	ug/L
86-73-7	Fluorene	10.0	U	2.50	10.0	ug/L
100-01-6	4-Nitroaniline	10.0	U	3.40	10.0	ug/L
534-52-1	4,6-Dinitro-2-methylphenol	10.0	U	3.50	10.0	ug/L
86-30-6	n-Nitrosodiphenylamine	10.0	U	2.90	10.0	ug/L
101-55-3	4-Bromophenyl-phenylether	10.0	U	2.60	10.0	ug/L
118-74-1	Hexachlorobenzene	10.0	U	2.70	10.0	ug/L
1912-24-9	Atrazine	10.0	U	2.90	10.0	ug/L
87-86-5	Pentachlorophenol	10.0	U	4.30	10.0	ug/L
85-01-8	Phenanthrene	10.0	U	2.50	10.0	ug/L
120-12-7	Anthracene	10.0	U	2.50	10.0	ug/L
86-74-8	Carbazole	10.0	U	3.20	10.0	ug/L
84-74-2	Di-n-butylphthalate	10.0	U	3.70	10.0	ug/L
206-44-0	Fluoranthene	10.0	U	2.90	10.0	ug/L
129-00-0	Pyrene	10.0	U	2.50	10.0	ug/L
85-68-7	Butylbenzylphthalate	10.0	U	3.10	10.0	ug/L
91-94-1	3,3-Dichlorobenzidine	10.0	U	5.00	10.0	ug/L
56-55-3	Benzo(a)anthracene	10.0	U	2.30	10.0	ug/L
218-01-9	Chrysene	10.0	U	2.40	10.0	ug/L
117-81-7	Bis(2-ethylhexyl)phthalate	10.0	U	3.60	10.0	ug/L
117-84-0	Di-n-octyl phthalate	10.0	U	3.30	10.0	ug/L
205-99-2	Benzo(b)fluoranthene	10.0	U	2.30	10.0	ug/L
207-08-9	Benzo(k)fluoranthene	10.0	U	2.30	10.0	ug/L
50-32-8	Benzo(a)pyrene	10.0	U	2.40	10.0	ug/L
193-39-5	Indeno(1,2,3-cd)pyrene	10.0	U	3.30	10.0	ug/L
53-70-3	Dibenzo(a,h)anthracene	10.0	U	2.60	10.0	ug/L

Report of Analysis

Client:	LiRo Engineers, Inc.	Date Collected:	
Project:	City of Buffalo - Franczyk Park Site	Date Received:	
Client Sample ID:	PB125387BL	SDG No.:	K6235
Lab Sample ID:	PB125387BL	Matrix:	Water
Analytical Method:	SW8270	% Moisture:	100
Sample Wt/Vol:	1000 Units: mL	Final Vol:	1000 uL
Soil Aliquot Vol:	uL	Test:	SVOCMS Group1
Extraction Type :	Decanted : N	Level :	LOW
Injection Volume :	GPC Factor : 1.0	GPC Cleanup :	N PH :

File ID/Qc Batch:	Dilution:	Prep Date	Date Analyzed	Prep Batch ID
BF118181.D	1	12/11/19 08:36	12/13/19 12:49	PB125387

CAS Number	Parameter	Conc.	Qualifier	MDL	LOQ / CRQL	Units
191-24-2	Benzo(g,h,i)perylene	10.0	U	2.60	10.0	ug/L
95-94-3	1,2,4,5-Tetrachlorobenzene	10.0	U	3.10	10.0	ug/L
58-90-2	2,3,4,6-Tetrachlorophenol	10.0	U	2.60	10.0	ug/L
SURROGATES						
367-12-4	2-Fluorophenol	135		10 - 130	90%	SPK: 150
13127-88-3	Phenol-d6	139		10 - 130	93%	SPK: 150
4165-60-0	Nitrobenzene-d5	83.5		36 - 131	84%	SPK: 100
321-60-8	2-Fluorobiphenyl	86.5		39 - 131	87%	SPK: 100
118-79-6	2,4,6-Tribromophenol	134		25 - 155	89%	SPK: 150
1718-51-0	Terphenyl-d14	89.5		23 - 130	89%	SPK: 100
INTERNAL STANDARDS						
3855-82-1	1,4-Dichlorobenzene-d4	136000	6.87			
1146-65-2	Naphthalene-d8	536000	8.15			
15067-26-2	Acenaphthene-d10	288000	9.92			
1517-22-2	Phenanthrene-d10	561000	11.41			
1719-03-5	Chrysene-d12	406000	14.06			
1520-96-3	Perylene-d12	350000	15.55			

U = Not Detected

LOQ = Limit of Quantitation

MDL = Method Detection Limit

LOD = Limit of Detection

E = Value Exceeds Calibration Range

Q = indicates LCS control criteria did not meet requirements

M = MS/MSD acceptance criteria did not meet requirements

J = Estimated Value

B = Analyte Found in Associated Method Blank

N = Presumptive Evidence of a Compound

* = Values outside of QC limits

D = Dilution

() = Laboratory InHouse Limit

A = Aldol-Condensation Reaction Products

Report of Analysis

Client:	LiRo Engineers, Inc.	Date Collected:	
Project:	City of Buffalo - Franczyk Park Site	Date Received:	
Client Sample ID:	PB125387BS	SDG No.:	K6235
Lab Sample ID:	PB125387BS	Matrix:	Water
Analytical Method:	SW8270	% Moisture:	100
Sample Wt/Vol:	1000 Units: mL	Final Vol:	1000 uL
Soil Aliquot Vol:	uL	Test:	SVOCMS Group1
Extraction Type :	Decanted : N	Level :	LOW
Injection Volume :	GPC Factor : 1.0	GPC Cleanup :	N PH :

File ID/Qc Batch:	Dilution:	Prep Date	Date Analyzed	Prep Batch ID
BF118179.D	1	12/11/19 08:36	12/13/19 11:53	PB125387

CAS Number	Parameter	Conc.	Qualifier	MDL	LOQ / CRQL	Units
TARGETS						
100-52-7	Benzaldehyde	58.8		2.90	10.0	ug/L
108-95-2	Phenol	40.5		2.20	10.0	ug/L
111-44-4	bis(2-Chloroethyl)ether	41.1		3.40	10.0	ug/L
95-57-8	2-Chlorophenol	42.1		2.50	10.0	ug/L
95-48-7	2-Methylphenol	41.9		2.80	10.0	ug/L
108-60-1	2,2-oxybis(1-Chloropropane)	39.6		3.00	10.0	ug/L
98-86-2	Acetophenone	37.3		3.20	10.0	ug/L
65794-96-9	3+4-Methylphenols	41.8		3.40	10.0	ug/L
621-64-7	n-Nitroso-di-n-propylamine	42.4		4.70	10.0	ug/L
67-72-1	Hexachloroethane	39.4		2.90	10.0	ug/L
98-95-3	Nitrobenzene	38.0		2.60	10.0	ug/L
78-59-1	Isophorone	39.2		2.20	10.0	ug/L
88-75-5	2-Nitrophenol	39.6		3.60	10.0	ug/L
105-67-9	2,4-Dimethylphenol	45.3		2.80	10.0	ug/L
111-91-1	bis(2-Chloroethoxy)methane	36.8		2.50	10.0	ug/L
120-83-2	2,4-Dichlorophenol	39.0		2.30	10.0	ug/L
91-20-3	Naphthalene	39.2		2.50	10.0	ug/L
106-47-8	4-Chloroaniline	16.6		4.50	10.0	ug/L
87-68-3	Hexachlorobutadiene	36.3		3.20	10.0	ug/L
105-60-2	Caprolactam	39.1		3.40	10.0	ug/L
59-50-7	4-Chloro-3-methylphenol	39.0		2.50	10.0	ug/L
91-57-6	2-Methylnaphthalene	39.8		2.50	10.0	ug/L
77-47-4	Hexachlorocyclopentadiene	91.8		7.60	10.0	ug/L
88-06-2	2,4,6-Trichlorophenol	38.0		2.80	10.0	ug/L
95-95-4	2,4,5-Trichlorophenol	39.1		2.80	10.0	ug/L
92-52-4	1,1-Biphenyl	38.2		3.30	10.0	ug/L
91-58-7	2-Chloronaphthalene	37.0		3.00	10.0	ug/L
88-74-4	2-Nitroaniline	35.9		3.10	10.0	ug/L
131-11-3	Dimethylphthalate	37.1		2.70	10.0	ug/L
208-96-8	Acenaphthylene	39.8		2.70	10.0	ug/L
606-20-2	2,6-Dinitrotoluene	37.7		3.10	10.0	ug/L

Report of Analysis

Client:	LiRo Engineers, Inc.	Date Collected:	
Project:	City of Buffalo - Franczyk Park Site	Date Received:	
Client Sample ID:	PB125387BS	SDG No.:	K6235
Lab Sample ID:	PB125387BS	Matrix:	Water
Analytical Method:	SW8270	% Moisture:	100
Sample Wt/Vol:	1000 Units: mL	Final Vol:	1000 uL
Soil Aliquot Vol:	uL	Test:	SVOCMS Group1
Extraction Type :	Decanted : N	Level :	LOW
Injection Volume :	GPC Factor : 1.0	GPC Cleanup :	N PH :

File ID/Qc Batch:	Dilution:	Prep Date	Date Analyzed	Prep Batch ID
BF118179.D	1	12/11/19 08:36	12/13/19 11:53	PB125387

CAS Number	Parameter	Conc.	Qualifier	MDL	LOQ / CRQL	Units
99-09-2	3-Nitroaniline	21.1		4.20	10.0	ug/L
83-32-9	Acenaphthene	37.4		2.80	10.0	ug/L
51-28-5	2,4-Dinitrophenol	75.1		4.20	10.0	ug/L
100-02-7	4-Nitrophenol	73.9		3.40	10.0	ug/L
132-64-9	Dibenzofuran	39.0		3.20	10.0	ug/L
121-14-2	2,4-Dinitrotoluene	39.0		3.10	10.0	ug/L
84-66-2	Diethylphthalate	38.5		2.90	10.0	ug/L
7005-72-3	4-Chlorophenyl-phenylether	38.1		3.30	10.0	ug/L
86-73-7	Fluorene	39.0		2.50	10.0	ug/L
100-01-6	4-Nitroaniline	31.2		3.40	10.0	ug/L
534-52-1	4,6-Dinitro-2-methylphenol	41.4		3.50	10.0	ug/L
86-30-6	n-Nitrosodiphenylamine	38.8		2.90	10.0	ug/L
101-55-3	4-Bromophenyl-phenylether	37.3		2.60	10.0	ug/L
118-74-1	Hexachlorobenzene	36.7		2.70	10.0	ug/L
1912-24-9	Atrazine	54.7		2.90	10.0	ug/L
87-86-5	Pentachlorophenol	83.2		4.30	10.0	ug/L
85-01-8	Phenanthrene	38.9		2.50	10.0	ug/L
120-12-7	Anthracene	40.3		2.50	10.0	ug/L
86-74-8	Carbazole	37.8		3.20	10.0	ug/L
84-74-2	Di-n-butylphthalate	39.9		3.70	10.0	ug/L
206-44-0	Fluoranthene	39.0		2.90	10.0	ug/L
129-00-0	Pyrene	38.5		2.50	10.0	ug/L
85-68-7	Butylbenzylphthalate	39.3		3.10	10.0	ug/L
91-94-1	3,3-Dichlorobenzidine	29.3		5.00	10.0	ug/L
56-55-3	Benzo(a)anthracene	38.0		2.30	10.0	ug/L
218-01-9	Chrysene	37.8		2.40	10.0	ug/L
117-81-7	Bis(2-ethylhexyl)phthalate	41.8		3.60	10.0	ug/L
117-84-0	Di-n-octyl phthalate	42.9		3.30	10.0	ug/L
205-99-2	Benzo(b)fluoranthene	37.0		2.30	10.0	ug/L
207-08-9	Benzo(k)fluoranthene	39.0		2.30	10.0	ug/L
50-32-8	Benzo(a)pyrene	36.5		2.40	10.0	ug/L
193-39-5	Indeno(1,2,3-cd)pyrene	34.3		3.30	10.0	ug/L
53-70-3	Dibenzo(a,h)anthracene	36.2		2.60	10.0	ug/L

Report of Analysis

Client:	LiRo Engineers, Inc.	Date Collected:	
Project:	City of Buffalo - Franczyk Park Site	Date Received:	
Client Sample ID:	PB125387BS	SDG No.:	K6235
Lab Sample ID:	PB125387BS	Matrix:	Water
Analytical Method:	SW8270	% Moisture:	100
Sample Wt/Vol:	1000 Units: mL	Final Vol:	1000 uL
Soil Aliquot Vol:	uL	Test:	SVOCMS Group1
Extraction Type :	Decanted : N	Level :	LOW
Injection Volume :	GPC Factor : 1.0	GPC Cleanup :	N PH :

File ID/Qc Batch:	Dilution:	Prep Date	Date Analyzed	Prep Batch ID
BF118179.D	1	12/11/19 08:36	12/13/19 11:53	PB125387

CAS Number	Parameter	Conc.	Qualifier	MDL	LOQ / CRQL	Units
191-24-2	Benzo(g,h,i)perylene	36.0		2.60	10.0	ug/L
95-94-3	1,2,4,5-Tetrachlorobenzene	36.3		3.10	10.0	ug/L
58-90-2	2,3,4,6-Tetrachlorophenol	39.7		2.60	10.0	ug/L
SURROGATES						
367-12-4	2-Fluorophenol	107		10 - 130	71%	SPK: 150
13127-88-3	Phenol-d6	106		10 - 130	71%	SPK: 150
4165-60-0	Nitrobenzene-d5	68.9		36 - 131	69%	SPK: 100
321-60-8	2-Fluorobiphenyl	72.7		39 - 131	73%	SPK: 100
118-79-6	2,4,6-Tribromophenol	102		25 - 155	68%	SPK: 150
1718-51-0	Terphenyl-d14	74.2		23 - 130	74%	SPK: 100
INTERNAL STANDARDS						
3855-82-1	1,4-Dichlorobenzene-d4	116000	6.87			
1146-65-2	Naphthalene-d8	474000	8.16			
15067-26-2	Acenaphthene-d10	256000	9.92			
1517-22-2	Phenanthrene-d10	479000	11.41			
1719-03-5	Chrysene-d12	339000	14.07			
1520-96-3	Perylene-d12	300000	15.56			

U = Not Detected

LOQ = Limit of Quantitation

MDL = Method Detection Limit

LOD = Limit of Detection

E = Value Exceeds Calibration Range

Q = indicates LCS control criteria did not meet requirements

M = MS/MSD acceptance criteria did not meet requirements

J = Estimated Value

B = Analyte Found in Associated Method Blank

N = Presumptive Evidence of a Compound

* = Values outside of QC limits

D = Dilution

() = Laboratory InHouse Limit

A = Aldol-Condensation Reaction Products

Report of Analysis

Client:	LiRo Engineers, Inc.	Date Collected:	
Project:	City of Buffalo - Franczyk Park Site	Date Received:	
Client Sample ID:	PB125387BSD	SDG No.:	K6235
Lab Sample ID:	PB125387BSD	Matrix:	Water
Analytical Method:	SW8270	% Moisture:	100
Sample Wt/Vol:	1000 Units: mL	Final Vol:	1000 uL
Soil Aliquot Vol:	uL	Test:	SVOCMS Group1
Extraction Type :	Decanted : N	Level :	LOW
Injection Volume :	GPC Factor : 1.0	GPC Cleanup :	N PH :

File ID/Qc Batch:	Dilution:	Prep Date	Date Analyzed	Prep Batch ID
BF118180.D	1	12/11/19 08:36	12/13/19 12:21	PB125387

CAS Number	Parameter	Conc.	Qualifier	MDL	LOQ / CRQL	Units
TARGETS						
100-52-7	Benzaldehyde	62.5		2.90	10.0	ug/L
108-95-2	Phenol	42.4		2.20	10.0	ug/L
111-44-4	bis(2-Chloroethyl)ether	41.9		3.40	10.0	ug/L
95-57-8	2-Chlorophenol	43.8		2.50	10.0	ug/L
95-48-7	2-Methylphenol	44.1		2.80	10.0	ug/L
108-60-1	2,2-oxybis(1-Chloropropane)	40.5		3.00	10.0	ug/L
98-86-2	Acetophenone	38.9		3.20	10.0	ug/L
65794-96-9	3+4-Methylphenols	44.1		3.40	10.0	ug/L
621-64-7	n-Nitroso-di-n-propylamine	43.5		4.70	10.0	ug/L
67-72-1	Hexachloroethane	41.1		2.90	10.0	ug/L
98-95-3	Nitrobenzene	39.2		2.60	10.0	ug/L
78-59-1	Isophorone	41.2		2.20	10.0	ug/L
88-75-5	2-Nitrophenol	41.7		3.60	10.0	ug/L
105-67-9	2,4-Dimethylphenol	47.8		2.80	10.0	ug/L
111-91-1	bis(2-Chloroethoxy)methane	38.4		2.50	10.0	ug/L
120-83-2	2,4-Dichlorophenol	40.3		2.30	10.0	ug/L
91-20-3	Naphthalene	40.8		2.50	10.0	ug/L
106-47-8	4-Chloroaniline	18.8		4.50	10.0	ug/L
87-68-3	Hexachlorobutadiene	37.0		3.20	10.0	ug/L
105-60-2	Caprolactam	42.4		3.40	10.0	ug/L
59-50-7	4-Chloro-3-methylphenol	41.3		2.50	10.0	ug/L
91-57-6	2-Methylnaphthalene	41.8		2.50	10.0	ug/L
77-47-4	Hexachlorocyclopentadiene	94.3		7.60	10.0	ug/L
88-06-2	2,4,6-Trichlorophenol	39.3		2.80	10.0	ug/L
95-95-4	2,4,5-Trichlorophenol	41.4		2.80	10.0	ug/L
92-52-4	1,1-Biphenyl	39.8		3.30	10.0	ug/L
91-58-7	2-Chloronaphthalene	38.4		3.00	10.0	ug/L
88-74-4	2-Nitroaniline	38.3		3.10	10.0	ug/L
131-11-3	Dimethylphthalate	39.4		2.70	10.0	ug/L
208-96-8	Acenaphthylene	42.1		2.70	10.0	ug/L
606-20-2	2,6-Dinitrotoluene	40.6		3.10	10.0	ug/L

Report of Analysis

Client:	LiRo Engineers, Inc.	Date Collected:	
Project:	City of Buffalo - Franczyk Park Site	Date Received:	
Client Sample ID:	PB125387BSD	SDG No.:	K6235
Lab Sample ID:	PB125387BSD	Matrix:	Water
Analytical Method:	SW8270	% Moisture:	100
Sample Wt/Vol:	1000 Units: mL	Final Vol:	1000 uL
Soil Aliquot Vol:	uL	Test:	SVOCMS Group1
Extraction Type :	Decanted : N	Level :	LOW
Injection Volume :	GPC Factor : 1.0	GPC Cleanup :	N PH :

File ID/Qc Batch:	Dilution:	Prep Date	Date Analyzed	Prep Batch ID
BF118180.D	1	12/11/19 08:36	12/13/19 12:21	PB125387

CAS Number	Parameter	Conc.	Qualifier	MDL	LOQ / CRQL	Units
99-09-2	3-Nitroaniline	23.2		4.20	10.0	ug/L
83-32-9	Acenaphthene	39.5		2.80	10.0	ug/L
51-28-5	2,4-Dinitrophenol	81.5		4.20	10.0	ug/L
100-02-7	4-Nitrophenol	79.3		3.40	10.0	ug/L
132-64-9	Dibenzofuran	41.3		3.20	10.0	ug/L
121-14-2	2,4-Dinitrotoluene	41.5		3.10	10.0	ug/L
84-66-2	Diethylphthalate	40.5		2.90	10.0	ug/L
7005-72-3	4-Chlorophenyl-phenylether	40.0		3.30	10.0	ug/L
86-73-7	Fluorene	41.0		2.50	10.0	ug/L
100-01-6	4-Nitroaniline	34.2		3.40	10.0	ug/L
534-52-1	4,6-Dinitro-2-methylphenol	43.7		3.50	10.0	ug/L
86-30-6	n-Nitrosodiphenylamine	40.4		2.90	10.0	ug/L
101-55-3	4-Bromophenyl-phenylether	38.8		2.60	10.0	ug/L
118-74-1	Hexachlorobenzene	38.7		2.70	10.0	ug/L
1912-24-9	Atrazine	59.9		2.90	10.0	ug/L
87-86-5	Pentachlorophenol	87.4		4.30	10.0	ug/L
85-01-8	Phenanthrene	40.4		2.50	10.0	ug/L
120-12-7	Anthracene	42.3		2.50	10.0	ug/L
86-74-8	Carbazole	40.1		3.20	10.0	ug/L
84-74-2	Di-n-butylphthalate	41.6		3.70	10.0	ug/L
206-44-0	Fluoranthene	41.2		2.90	10.0	ug/L
129-00-0	Pyrene	39.5		2.50	10.0	ug/L
85-68-7	Butylbenzylphthalate	39.4		3.10	10.0	ug/L
91-94-1	3,3-Dichlorobenzidine	28.7		5.00	10.0	ug/L
56-55-3	Benzo(a)anthracene	38.8		2.30	10.0	ug/L
218-01-9	Chrysene	37.9		2.40	10.0	ug/L
117-81-7	Bis(2-ethylhexyl)phthalate	41.0		3.60	10.0	ug/L
117-84-0	Di-n-octyl phthalate	42.3		3.30	10.0	ug/L
205-99-2	Benzo(b)fluoranthene	40.5		2.30	10.0	ug/L
207-08-9	Benzo(k)fluoranthene	40.5		2.30	10.0	ug/L
50-32-8	Benzo(a)pyrene	39.0		2.40	10.0	ug/L
193-39-5	Indeno(1,2,3-cd)pyrene	33.7		3.30	10.0	ug/L
53-70-3	Dibenzo(a,h)anthracene	38.5		2.60	10.0	ug/L

Report of Analysis

Client:	LiRo Engineers, Inc.	Date Collected:	
Project:	City of Buffalo - Franczyk Park Site	Date Received:	
Client Sample ID:	PB125387BSD	SDG No.:	K6235
Lab Sample ID:	PB125387BSD	Matrix:	Water
Analytical Method:	SW8270	% Moisture:	100
Sample Wt/Vol:	1000 Units: mL	Final Vol:	1000 uL
Soil Aliquot Vol:	uL	Test:	SVOCMS Group1
Extraction Type :	Decanted : N	Level :	LOW
Injection Volume :	GPC Factor : 1.0	GPC Cleanup :	N PH :

File ID/Qc Batch:	Dilution:	Prep Date	Date Analyzed	Prep Batch ID
BF118180.D	1	12/11/19 08:36	12/13/19 12:21	PB125387

CAS Number	Parameter	Conc.	Qualifier	MDL	LOQ / CRQL	Units
191-24-2	Benzo(g,h,i)perylene	38.7		2.60	10.0	ug/L
95-94-3	1,2,4,5-Tetrachlorobenzene	37.7		3.10	10.0	ug/L
58-90-2	2,3,4,6-Tetrachlorophenol	41.6		2.60	10.0	ug/L
SURROGATES						
367-12-4	2-Fluorophenol	111		10 - 130	74%	SPK: 150
13127-88-3	Phenol-d6	112		10 - 130	75%	SPK: 150
4165-60-0	Nitrobenzene-d5	71.5		36 - 131	72%	SPK: 100
321-60-8	2-Fluorobiphenyl	75.3		39 - 131	75%	SPK: 100
118-79-6	2,4,6-Tribromophenol	108		25 - 155	72%	SPK: 150
1718-51-0	Terphenyl-d14	74.9		23 - 130	75%	SPK: 100
INTERNAL STANDARDS						
3855-82-1	1,4-Dichlorobenzene-d4	113000	6.87			
1146-65-2	Naphthalene-d8	461000	8.16			
15067-26-2	Acenaphthene-d10	248000	9.92			
1517-22-2	Phenanthrene-d10	471000	11.41			
1719-03-5	Chrysene-d12	341000	14.06			
1520-96-3	Perylene-d12	279000	15.56			

U = Not Detected

LOQ = Limit of Quantitation

MDL = Method Detection Limit

LOD = Limit of Detection

E = Value Exceeds Calibration Range

Q = indicates LCS control criteria did not meet requirements

M = MS/MSD acceptance criteria did not meet requirements

J = Estimated Value

B = Analyte Found in Associated Method Blank

N = Presumptive Evidence of a Compound

* = Values outside of QC limits

D = Dilution

() = Laboratory InHouse Limit

A = Aldol-Condensation Reaction Products

CALIBRATION SUMMARY

Method Path : Z:\SVOASRV\HPCHEM1\BNA_F\METHODS\
 Method File : 8270-BF120619.M
 Title : ASP BNA STANDARDS FOR 5 POINT CALIBRATION
 Last Update : Mon Dec 03 04:47:00 2018
 Response Via : Initial Calibration

Calibration Files

10 =BF118112.D 20 =BF118113.D 40 =BF118114.D 50 =BF118115.D 60 =BF118116.D 80 =BF118117.D 100 =BF118118.D

	Compound	10	20	40	50	60	80	100	Avg	%RSD
1) I	1,4-Dichlorobenzen...	-----ISTD-----								
2)	1,4-Dioxane	0.534	0.495	0.478	0.488	0.466	0.461	0.449	0.481	5.80
3)	Pyridine	1.348	1.315	1.246	1.241	1.217	1.185	1.144	1.242	5.69
4)	n-Nitrosodimet...	0.568	0.537	0.527	0.544	0.522	0.522	0.520	0.534	3.20
5) S	2-Fluorophenol	1.307	1.234	1.144	1.136	1.096	1.056	1.020	1.142	8.78
6)	Aniline	1.997	1.903	1.796	1.768	1.697	1.643	1.564	1.767	8.45
7) S	Phenol-d6	1.589	1.483	1.391	1.373	1.316	1.280	1.237	1.381	8.82
8)	2-Chlorophenol	1.484	1.399	1.293	1.279	1.236	1.184	1.138	1.288	9.34
9)	Benzaldehyde	1.014	0.894	0.725	0.669	0.611	0.540	0.464	0.702	27.70
10) C	Phenol	1.786	1.684	1.593	1.561	1.513	1.468	1.422	1.575	8.01
11)	bis(2-Chloroet...	1.276	1.199	1.123	1.138	1.104	1.075	1.059	1.139	6.64
12)	1,3-Dichlorobe...	1.737	1.606	1.512	1.488	1.449	1.393	1.343	1.504	8.84
13) C	1,4-Dichlorobe...	1.742	1.630	1.529	1.523	1.444	1.401	1.334	1.515	9.16
14)	1,2-Dichlorobe...	1.653	1.542	1.439	1.420	1.364	1.298	1.240	1.422	9.96
15)	Benzyl Alcohol	1.213	1.156	1.098	1.070	1.039	1.007	0.964	1.078	7.97
16)	2,2'-oxybis(1-...	1.560	1.472	1.383	1.370	1.312	1.272	1.218	1.370	8.57
17)	2-Methylphenol	1.164	1.074	1.020	1.020	0.991	0.961	0.939	1.024	7.40
18)	Hexachloroethane	0.634	0.589	0.560	0.558	0.540	0.521	0.505	0.558	7.74
19) P	n-Nitroso-di-n...	0.953	0.900	0.836	0.831	0.807	0.785	0.764	0.839	7.89
20)	3+4-Methylphenols	1.496	1.420	1.318	1.264	1.224	1.178	1.105	1.286	10.62
21) I	Naphthalene-d8	-----ISTD-----								
22)	Acetophenone	0.544	0.502	0.467	0.476	0.465	0.463	0.447	0.480	6.83
23) S	Nitrobenzene-d5	0.385	0.364	0.342	0.358	0.349	0.349	0.342	0.356	4.28
24)	Nitrobenzene	0.382	0.359	0.337	0.347	0.340	0.345	0.335	0.349	4.69
25)	Isophorone	0.652	0.617	0.578	0.600	0.590	0.596	0.586	0.603	4.11
26) C	2-Nitrophenol	0.190	0.189	0.181	0.192	0.185	0.187	0.183	0.187	1.95
27)	2,4-Dimethylph...	0.266	0.254	0.240	0.251	0.245	0.245	0.242	0.249	3.51
28)	bis(2-Chloroet...	0.431	0.412	0.379	0.392	0.386	0.382	0.374	0.394	5.23
29) C	2,4-Dichloroph...	0.316	0.302	0.283	0.292	0.283	0.282	0.274	0.290	5.02
30)	1,2,4-Trichlor...	0.374	0.357	0.329	0.337	0.330	0.327	0.321	0.339	5.62
31)	Naphthalene	1.126	1.067	0.982	1.005	0.976	0.952	0.922	1.004	6.98
32)	Benzoic acid	0.196	0.213	0.222	0.236	0.231	0.240	0.237	0.225	7.17
33)	4-Chloroaniline	0.472	0.450	0.413	0.432	0.425	0.428	0.417	0.434	4.73
34) C	Hexachlorobuta...	0.219	0.213	0.200	0.203	0.199	0.198	0.192	0.203	4.69
35)	Caprolactam	0.095	0.092	0.087	0.090	0.090	0.090	0.082	0.090	4.50
36) C	4-Chloro-3-met...	0.334	0.318	0.297	0.304	0.299	0.298	0.289	0.305	5.08
37)	2-Methylnaphth...	0.764	0.721	0.661	0.674	0.664	0.655	0.621	0.680	7.00
38)	1-Methylnaphth...	0.725	0.680	0.624	0.629	0.620	0.612	0.581	0.638	7.54

Method Path : Z:\SVOASRV\HPCHEM1\BNA_F\METHODS\
Method File : 8270-BF120619.M

39) I	Acenaphthene-d10	-----ISTD-----									
40)	1,2,4,5-Tetrac...	0.665	0.630	0.592	0.607	0.591	0.579	0.577	0.606	5.29	
41) P	Hexachlorocycl...	0.197	0.246	0.269	0.291	0.294	0.299	0.305	0.271	14.29	
42) S	2,4,6-Tribromo...	0.266	0.253	0.235	0.241	0.240	0.233	0.232	0.243	5.12	
43) C	2,4,6-Trichlor...	0.426	0.420	0.399	0.410	0.399	0.391	0.388	0.405	3.57	
44)	2,4,5-Trichlor...	0.457	0.439	0.406	0.416	0.412	0.405	0.400	0.419	4.95	
45) S	2-Fluorobiphenyl	1.565	1.441	1.276	1.291	1.257	1.191	1.179	1.314	10.67	
46)	1,1'-Biphenyl	1.791	1.665	1.545	1.578	1.522	1.482	1.457	1.577	7.36	
47)	2-Chloronaphth...	1.403	1.329	1.241	1.257	1.248	1.214	1.190	1.269	5.77	
48)	2-Nitroaniline	0.375	0.370	0.348	0.366	0.363	0.357	0.353	0.362	2.71	
49)	Acenaphthylene	2.137	1.996	1.835	1.844	1.814	1.782	1.692	1.871	7.92	
50)	Dimethylphthalate	1.641	1.534	1.426	1.446	1.446	1.425	1.423	1.477	5.54	
51)	2,6-Dinitrotol...	0.343	0.328	0.309	0.320	0.315	0.318	0.314	0.321	3.55	
52) C	Acenaphthene	1.296	1.204	1.106	1.122	1.119	1.084	1.065	1.142	7.07	
53)	3-Nitroaniline	0.400	0.385	0.370	0.377	0.381	0.372	0.361	0.378	3.30	
54) P	2,4-Dinitrophenol	0.117	0.146	0.153	0.168	0.174	0.178	0.183	0.160	14.50	
55)	Dibenzofuran	1.946	1.797	1.626	1.662	1.615	1.563	1.508	1.674	8.97	
56) P	4-Nitrophenol	0.254	0.262	0.253	0.271	0.269	0.263	0.264	0.262	2.63	
57)	2,4-Dinitrotol...	0.457	0.435	0.418	0.433	0.435	0.419	0.406	0.429	3.83	
58)	Fluorene	1.537	1.429	1.299	1.299	1.287	1.256	1.203	1.330	8.59	
59)	2,3,4,6-Tetrac...	0.386	0.363	0.338	0.342	0.345	0.327	0.320	0.346	6.47	
60)	Diethylphthalate	1.629	1.537	1.405	1.425	1.427	1.390	1.376	1.455	6.37	
61)	4-Chlorophenyl...	0.774	0.725	0.657	0.657	0.646	0.625	0.602	0.669	8.91	
62)	4-Nitroaniline	0.415	0.412	0.385	0.392	0.388	0.388	0.380	0.394	3.44	
63)	Azobenzene	1.400	1.312	1.203	1.212	1.224	1.181	1.165	1.243	6.74	
64) I	Phenanthrene-d10	-----ISTD-----									
65)	4,6-Dinitro-2-...	0.091	0.105	0.110	0.116	0.116	0.119	0.118	0.110	9.09	
66) c	n-Nitrosodiphe...	0.687	0.662	0.604	0.629	0.599	0.608	0.583	0.625	5.98	
67)	4-Bromophenyl-...	0.245	0.240	0.222	0.230	0.223	0.221	0.217	0.228	4.66	
68)	Hexachlorobenzene	0.286	0.281	0.261	0.269	0.264	0.265	0.256	0.269	3.97	
69)	Atrazine	0.215	0.201	0.172	0.156	0.145	0.127	0.093	0.158	26.59	
70) C	Pentachlorophenol	0.116	0.123	0.128	0.133	0.131	0.130	0.122	0.126	4.67	
71)	Phenanthrene	1.204	1.151	1.039	1.050	1.026	1.004	0.969	1.063	7.86	
72)	Anthracene	1.203	1.158	1.032	1.054	1.021	0.993	0.964	1.061	8.26	
73)	Carbazole	1.075	1.028	0.927	0.940	0.923	0.896	0.871	0.952	7.68	
74)	Di-n-butylphth...	1.363	1.295	1.172	1.172	1.154	1.108	1.074	1.191	8.60	
75) C	Fluoranthene	1.243	1.183	1.062	1.072	1.065	1.022	0.964	1.087	8.75	
76) I	Chrysene-d12	-----ISTD-----									
77)	Benzidine	0.611	0.527	0.523	0.549	0.531	0.417	0.527		11.89	
78)	Pyrene	1.612	1.560	1.486	1.601	1.561	1.592	1.619	1.576	2.91	
79) S	Terphenyl-d14	1.275	1.193	1.104	1.166	1.116	1.137	1.150	1.163	4.97	
80)	Butylbenzylphth...	0.717	0.706	0.688	0.720	0.711	0.726	0.727	0.714	1.91	
81)	Benzo(a)anthra...	1.518	1.431	1.335	1.386	1.354	1.354	1.303	1.383	5.19	
82)	3,3'-Dichlorob...	0.554	0.499	0.440	0.434	0.417	0.382	0.454		13.61	
83)	Chrysene	1.459	1.390	1.274	1.311	1.292	1.280	1.242	1.321	5.79	
84)	Bis(2-ethylhex...	0.974	0.953	0.912	0.941	0.949	0.934	0.926	0.941	2.12	
85) c	Di-n-octyl pht...	1.576	1.493	1.395	1.426	1.421	1.373	1.297	1.426	6.23	
86)	Indeno(1,2,3-c...	1.339	1.072	0.950	1.035	1.051	1.123	1.210	1.112	11.54	

Method Path : Z:\SVOASRV\HPCHEM1\BNA_F\METHODS\
Method File : 8270-BF120619.M

87) I	Perylene-d12									
88)	Benzo(b)fluora...	1.335	1.352	1.351	1.320	1.305	1.301	1.296	1.323	1.79
89)	Benzo(k)fluora...	1.380	1.317	1.198	1.300	1.285	1.269	1.145	1.271	6.12
90) C	Benzo(a)pyrene	1.237	1.187	1.132	1.166	1.158	1.171	1.129	1.168	3.14
91)	Dibenzo(a,h)an...	1.061	0.926	0.892	0.982	1.002	1.067	1.084	1.002	7.36
92)	Benzo(g,h,i)pe...	0.983	0.837	0.841	0.960	0.970	1.057	1.092	0.963	10.12

(#) = Out of Range

7C

SEMIVOLATILE CONTINUING CALIBRATION CHECK

Lab Name: CHEMTECH Contract: LIRO01
 Lab Code: CHEM Case No.: K6235 SAS No.: K6235 SDG No.: K6235
 Instrument ID: BNA_F Calibration Date/Time: 12/13/2019 10:41
 Lab File ID: BF118178.D Init. Calib. Date(s): 12/06/2019 12/06/2019
 EPA Sample No.: SSTDCCC040 Init. Calib. Time(s): 14:05 16:50
 GC Column: DB-UI ID: 0.18 (mm)

COMPOUND	RRF	RRF040	MIN RRF	%D	MAX%D
2-Fluorophenol	1.142	1.080		-5.4	
Benzaldehyde	0.702	0.695		-1.0	
Phenol-d6	1.381	1.315		-4.8	
Phenol	1.575	1.489		-5.5	20.0
bis(2-Chloroethyl) ether	1.139	1.087		-4.6	
2-Chlorophenol	1.288	1.236		-4.0	
2-Methylphenol	1.024	0.974		-4.9	
2,2-oxybis(1-Chloropropane)	1.370	1.347		-1.7	
Acetophenone	0.480	0.455		-5.2	
3+4-Methylphenols	1.286	1.238		-3.7	
n-Nitroso-di-n-propylamine	0.839	0.831	0.050	-1.0	
Nitrobenzene-d5	0.356	0.335		-5.9	
Hexachloroethane	0.558	0.548		-1.8	
Nitrobenzene	0.349	0.326		-6.6	
Isophorone	0.603	0.569		-5.6	
2-Nitrophenol	0.187	0.178		-4.8	20.0
2,4-Dimethylphenol	0.249	0.233		-6.4	
bis(2-Chloroethoxy) methane	0.394	0.381		-3.3	
2,4-Dichlorophenol	0.290	0.279		-3.8	20.0
Naphthalene	1.004	0.961		-4.3	
4-Chloroaniline	0.434	0.406		-6.5	
Hexachlorobutadiene	0.203	0.200		-1.5	20.0
Caprolactam	0.090	0.084		-6.7	
4-Chloro-3-methylphenol	0.305	0.289		-5.2	20.0
2-Methylnaphthalene	0.680	0.655		-3.7	
Hexachlorocyclopentadiene	0.271	0.232	0.050	-14.4	
2,4,6-Trichlorophenol	0.405	0.381		-5.9	20.0
2-Fluorobiphenyl	1.314	1.281		-2.5	
2,4,5-Trichlorophenol	0.419	0.400		-4.5	
1,1-Biphenyl	1.577	1.523		-3.4	
2-Chloronaphthalene	1.269	1.206		-5.0	
2-Nitroaniline	0.362	0.339		-6.4	
Dimethylphthalate	1.477	1.421		-3.8	
Acenaphthylene	1.871	1.788		-4.4	
2,6-Dinitrotoluene	0.321	0.302		-5.9	
3-Nitroaniline	0.378	0.355		-6.1	
Acenaphthene	1.142	1.086		-4.9	20.0
2,4-Dinitrophenol	0.160	0.148	0.050	-7.5	
4-Nitrophenol	0.262	0.220	0.050	-16.0	
Dibenzofuran	1.674	1.596		-4.7	
2,4-Dinitrotoluene	0.429	0.415		-3.3	

7C

SEMIVOLATILE CONTINUING CALIBRATION CHECK

Lab Name: CHEMTECH Contract: LIR001
 Lab Code: CHEM Case No.: K6235 SAS No.: K6235 SDG No.: K6235
 Instrument ID: BNA_F Calibration Date/Time: 12/13/2019 10:41
 Lab File ID: BF118178.D Init. Calib. Date(s): 12/06/2019 12/06/2019
 EPA Sample No.: SSTDCCC040 Init. Calib. Time(s): 14:05 16:50
 GC Column: DB-UI ID: 0.18 (mm)

COMPOUND	RRF	RRF040	MIN RRF	%D	MAX%D
Diethylphthalate	1.456	1.429		-1.9	
4-Chlorophenyl-phenylether	0.669	0.656		-1.9	
Fluorene	1.330	1.291		-2.9	
4-Nitroaniline	0.394	0.362		-8.1	
4,6-Dinitro-2-methylphenol	0.110	0.102		-7.3	
n-Nitrosodiphenylamine	0.625	0.595		-4.8	20.0
2,4,6-Tribromophenol	0.243	0.236		-2.9	
4-Bromophenyl-phenylether	0.228	0.222		-2.6	
Hexachlorobenzene	0.269	0.259		-3.7	
Atrazine	0.158	0.162		2.5	
Pentachlorophenol	0.126	0.117		-7.1	20.0
Phenanthrene	1.063	1.009		-5.1	
Anthracene	1.061	1.023		-3.6	
Carbazole	0.952	0.897		-5.8	
Di-n-butylphthalate	1.191	1.236		3.8	
Fluoranthene	1.087	1.028		-5.4	20.0
Pyrene	1.576	1.499		-4.9	
Terphenyl-d14	1.163	1.152		-0.9	
Butylbenzylphthalate	0.714	0.743		4.1	
3,3-Dichlorobenzidine	0.454	0.434		-4.4	
Benzo(a)anthracene	1.383	1.308		-5.4	
Chrysene	1.321	1.238		-6.3	
Bis(2-ethylhexyl)phthalate	0.941	1.037		10.2	
Di-n-octyl phthalate	1.426	1.572		10.2	20.0
Benzo(b)fluoranthene	1.323	1.249		-5.6	
Benzo(k)fluoranthene	1.271	1.213		-4.6	
Benzo(a)pyrene	1.168	1.097		-6.1	20.0
Indeno(1,2,3-cd)pyrene	1.112	0.989		-11.1	
Dibenzo(a,h)anthracene	1.002	0.946		-5.6	
Benzo(g,h,i)perylene	0.963	0.867		-10.0	
1,2,4,5-Tetrachlorobenzene	0.606	0.575		-5.1	
2,3,4,6-Tetrachlorophenol	0.346	0.331		-4.3	

All other compounds must meet a minimum RRF of 0.010.

LAB CHRONICLE

OrderID:	K6235	OrderDate:	12/10/2019 11:02:38 AM
Client:	LiRo Engineers, Inc.	Project:	City of Buffalo - Franczyk Park Site
Contact:	Jon Williams	Location:	B31

LabID	ClientID	Matrix	Test	Method	Sample Date	Prep Date	Anal Date	Received
K6235-01	MW-08	Water	Mercury	7470A	12/06/19	12/12/19	12/13/19	12/10/19
			Metals ICP-TAL	6010D		12/11/19	12/11/19	
K6235-02	MW-07	Water	Mercury	7470A	12/09/19	12/12/19	12/13/19	12/10/19
			Metals ICP-TAL	6010D		12/11/19	12/11/19	
K6235-03	MW-03	Water	Mercury	7470A	12/09/19	12/12/19	12/13/19	12/10/19
			Metals ICP-TAL	6010D		12/11/19	12/11/19	
			Metals ICP-TAL	6010D		12/11/19	12/12/19	
K6235-04	DUP	Water	Mercury	7470A	12/09/19	12/12/19	12/13/19	12/10/19
			Metals ICP-TAL	6010D		12/11/19	12/11/19	

Hit Summary Sheet SW-846

SDG No.: K6235

Order ID: K6235

Client: LiRo Engineers, Inc.

Project ID: City of Buffalo - Franczyk Park Site

Sample ID	Client ID	Matrix	Parameter	Concentration	C	MDL	RDL	Units
Client ID : MW-08								
K6235-01	MW-08	Water	Antimony	23.600	J	2.03	25.0	ug/L
K6235-01	MW-08	Water	Arsenic	8.820	J	0.68	10.0	ug/L
K6235-01	MW-08	Water	Barium	116.000		3.99	50.0	ug/L
K6235-01	MW-08	Water	Cadmium	0.300	J	0.17	3.00	ug/L
K6235-01	MW-08	Water	Calcium	268,000.000		88.5	1000	ug/L
K6235-01	MW-08	Water	Cobalt	2.640	J	1.09	15.0	ug/L
K6235-01	MW-08	Water	Copper	5.510	J	0.49	10.0	ug/L
K6235-01	MW-08	Water	Iron	2,140.000		7.85	50.0	ug/L
K6235-01	MW-08	Water	Lead	2.330	J	1.43	6.00	ug/L
K6235-01	MW-08	Water	Magnesium	47,600.000		104	1000	ug/L
K6235-01	MW-08	Water	Manganese	401.000		0.98	10.0	ug/L
K6235-01	MW-08	Water	Nickel	5.960	J	1.69	20.0	ug/L
K6235-01	MW-08	Water	Potassium	13,800.000		179	1000	ug/L
K6235-01	MW-08	Water	Selenium	50.200		2.79	10.0	ug/L
K6235-01	MW-08	Water	Sodium	8,850.000		169	1000	ug/L
K6235-01	MW-08	Water	Zinc	137.000		4.81	20.0	ug/L
Client ID : MW-07								
K6235-02	MW-07	Water	Aluminum	101.000		5.29	50.0	ug/L
K6235-02	MW-07	Water	Antimony	18.800	J	2.03	25.0	ug/L
K6235-02	MW-07	Water	Arsenic	2.530	J	0.68	10.0	ug/L
K6235-02	MW-07	Water	Barium	23.500	J	3.99	50.0	ug/L
K6235-02	MW-07	Water	Calcium	98,000.000		88.5	1000	ug/L
K6235-02	MW-07	Water	Cobalt	2.060	J	1.09	15.0	ug/L
K6235-02	MW-07	Water	Copper	10.200		0.49	10.0	ug/L
K6235-02	MW-07	Water	Iron	200.000		7.85	50.0	ug/L
K6235-02	MW-07	Water	Magnesium	18,300.000		104	1000	ug/L
K6235-02	MW-07	Water	Manganese	465.000		0.98	10.0	ug/L
K6235-02	MW-07	Water	Nickel	2.900	J	1.69	20.0	ug/L
K6235-02	MW-07	Water	Potassium	6,740.000		179	1000	ug/L
K6235-02	MW-07	Water	Selenium	39.000		2.79	10.0	ug/L
K6235-02	MW-07	Water	Sodium	8,130.000		169	1000	ug/L
K6235-02	MW-07	Water	Vanadium	2.320	J	1.39	20.0	ug/L
K6235-02	MW-07	Water	Zinc	86.500		4.81	20.0	ug/L
Client ID : MW-03								
K6235-03	MW-03	Water	Aluminum	130,000.000		5.29	50.0	ug/L
K6235-03	MW-03	Water	Antimony	17.000	J	2.03	25.0	ug/L
K6235-03	MW-03	Water	Barium	18.700	J	3.99	50.0	ug/L
K6235-03	MW-03	Water	Beryllium	23.500		0.20	3.00	ug/L

Hit Summary Sheet SW-846

SDG No.: K6235

Order ID: K6235

Client: LiRo Engineers, Inc.

Project ID: City of Buffalo - Franczyk Park Site

Sample ID	Client ID	Matrix	Parameter	Concentration	C	MDL	RDL	Units
K6235-03	MW-03	Water	Cadmium	61.200		0.17	3.00	ug/L
K6235-03	MW-03	Water	Calcium	349,000.000		88.5	1000	ug/L
K6235-03	MW-03	Water	Chromium	4.850	J	1.33	5.00	ug/L
K6235-03	MW-03	Water	Cobalt	79.400		1.09	15.0	ug/L
K6235-03	MW-03	Water	Iron	811,000.000	D	78.5	500	ug/L
K6235-03	MW-03	Water	Lead	132.000		1.43	6.00	ug/L
K6235-03	MW-03	Water	Magnesium	384,000.000		104	1000	ug/L
K6235-03	MW-03	Water	Manganese	9,440.000		0.98	10.0	ug/L
K6235-03	MW-03	Water	Mercury	0.190	J	0.043	0.20	ug/L
K6235-03	MW-03	Water	Nickel	181.000		1.69	20.0	ug/L
K6235-03	MW-03	Water	Potassium	125,000.000		179	1000	ug/L
K6235-03	MW-03	Water	Sodium	95,000.000		169	1000	ug/L
K6235-03	MW-03	Water	Thallium	125.000		2.88	20.0	ug/L
K6235-03	MW-03	Water	Zinc	85.700		4.81	20.0	ug/L

Client ID : DUP

K6235-04	DUP	Water	Antimony	24.200	J	2.03	25.0	ug/L
K6235-04	DUP	Water	Arsenic	9.550	J	0.68	10.0	ug/L
K6235-04	DUP	Water	Barium	115.000		3.99	50.0	ug/L
K6235-04	DUP	Water	Cadmium	0.200	J	0.17	3.00	ug/L
K6235-04	DUP	Water	Calcium	265,000.000		88.5	1000	ug/L
K6235-04	DUP	Water	Cobalt	2.680	J	1.09	15.0	ug/L
K6235-04	DUP	Water	Copper	5.810	J	0.49	10.0	ug/L
K6235-04	DUP	Water	Iron	2,130.000		7.85	50.0	ug/L
K6235-04	DUP	Water	Lead	5.310	J	1.43	6.00	ug/L
K6235-04	DUP	Water	Magnesium	47,000.000		104	1000	ug/L
K6235-04	DUP	Water	Manganese	394.000		0.98	10.0	ug/L
K6235-04	DUP	Water	Nickel	5.500	J	1.69	20.0	ug/L
K6235-04	DUP	Water	Potassium	13,600.000		179	1000	ug/L
K6235-04	DUP	Water	Selenium	49.800		2.79	10.0	ug/L
K6235-04	DUP	Water	Sodium	8,780.000		169	1000	ug/L
K6235-04	DUP	Water	Zinc	135.000		4.81	20.0	ug/L

SAMPLE DATA

Report of Analysis

Client:	LiRo Engineers, Inc.	Date Collected:	12/06/19
Project:	City of Buffalo - Franczyk Park Site	Date Received:	12/10/19
Client Sample ID:	MW-08	SDG No.:	K6235
Lab Sample ID:	K6235-01	Matrix:	Water
Level (low/med):	low	% Solid:	0

Cas	Parameter	Conc.	Qua.	DF	MDL	LOQ / CRQL	Units	Prep Date	Date Ana.	Ana Met.
7429-90-5	Aluminum	50.0	U	1	5.29	50.0	ug/L	12/11/19 09:26	12/11/19 18:14	SW6010
7440-36-0	Antimony	23.6	J	1	2.03	25.0	ug/L	12/11/19 09:26	12/11/19 18:14	SW6010
7440-38-2	Arsenic	8.82	J	1	0.68	10.0	ug/L	12/11/19 09:26	12/11/19 18:14	SW6010
7440-39-3	Barium	116		1	3.99	50.0	ug/L	12/11/19 09:26	12/11/19 18:14	SW6010
7440-41-7	Beryllium	3.00	U	1	0.20	3.00	ug/L	12/11/19 09:26	12/11/19 18:14	SW6010
7440-43-9	Cadmium	0.30	J	1	0.17	3.00	ug/L	12/11/19 09:26	12/11/19 18:14	SW6010
7440-70-2	Calcium	268000		1	88.5	1000	ug/L	12/11/19 09:26	12/11/19 18:14	SW6010
7440-47-3	Chromium	5.00	U	1	1.33	5.00	ug/L	12/11/19 09:26	12/11/19 18:14	SW6010
7440-48-4	Cobalt	2.64	J	1	1.09	15.0	ug/L	12/11/19 09:26	12/11/19 18:14	SW6010
7440-50-8	Copper	5.51	J	1	0.49	10.0	ug/L	12/11/19 09:26	12/11/19 18:14	SW6010
7439-89-6	Iron	2140		1	7.85	50.0	ug/L	12/11/19 09:26	12/11/19 18:14	SW6010
7439-92-1	Lead	2.33	J	1	1.43	6.00	ug/L	12/11/19 09:26	12/11/19 18:14	SW6010
7439-95-4	Magnesium	47600		1	104	1000	ug/L	12/11/19 09:26	12/11/19 18:14	SW6010
7439-96-5	Manganese	401		1	0.98	10.0	ug/L	12/11/19 09:26	12/11/19 18:14	SW6010
7439-97-6	Mercury	0.20	U	1	0.043	0.20	ug/L	12/12/19 14:30	12/13/19 11:06	SW7470A
7440-02-0	Nickel	5.96	J	1	1.69	20.0	ug/L	12/11/19 09:26	12/11/19 18:14	SW6010
7440-09-7	Potassium	13800		1	179	1000	ug/L	12/11/19 09:26	12/11/19 18:14	SW6010
7782-49-2	Selenium	50.2		1	2.79	10.0	ug/L	12/11/19 09:26	12/11/19 18:14	SW6010
7440-22-4	Silver	5.00	U	1	0.17	5.00	ug/L	12/11/19 09:26	12/11/19 18:14	SW6010
7440-23-5	Sodium	8850		1	169	1000	ug/L	12/11/19 09:26	12/11/19 18:14	SW6010
7440-28-0	Thallium	20.0	U	1	2.88	20.0	ug/L	12/11/19 09:26	12/11/19 18:14	SW6010
7440-62-2	Vanadium	20.0	U	1	1.39	20.0	ug/L	12/11/19 09:26	12/11/19 18:14	SW6010
7440-66-6	Zinc	137		1	4.81	20.0	ug/L	12/11/19 09:26	12/11/19 18:14	SW6010

Color Before:	Colorless	Clarity Before:	Clear	Texture:
Color After:	Colorless	Clarity After:	Clear	Artifacts:
Comments:	METALS-TAL			

U = Not Detected
 LOQ = Limit of Quantitation
 MDL = Method Detection Limit
 LOD = Limit of Detection
 D = Dilution
 Q = indicates LCS control criteria did not meet requirements

J = Estimated Value
 B = Analyte Found in Associated Method Blank
 * = indicates the duplicate analysis is not within control limits.
 E = Indicates the reported value is estimated because of the presence of interference.
 OR = Over Range
 N = Spiked sample recovery not within control limits

Report of Analysis

Client:	LiRo Engineers, Inc.	Date Collected:	12/09/19
Project:	City of Buffalo - Franczyk Park Site	Date Received:	12/10/19
Client Sample ID:	MW-07	SDG No.:	K6235
Lab Sample ID:	K6235-02	Matrix:	Water
Level (low/med):	low	% Solid:	0

Cas	Parameter	Conc.	Qua.	DF	MDL	LOQ / CRQL	Units	Prep Date	Date Ana.	Ana Met.
7429-90-5	Aluminum	101		1	5.29	50.0	ug/L	12/11/19 09:26	12/11/19 18:46	SW6010
7440-36-0	Antimony	18.8	J	1	2.03	25.0	ug/L	12/11/19 09:26	12/11/19 18:46	SW6010
7440-38-2	Arsenic	2.53	J	1	0.68	10.0	ug/L	12/11/19 09:26	12/11/19 18:46	SW6010
7440-39-3	Barium	23.5	J	1	3.99	50.0	ug/L	12/11/19 09:26	12/11/19 18:46	SW6010
7440-41-7	Beryllium	3.00	U	1	0.20	3.00	ug/L	12/11/19 09:26	12/11/19 18:46	SW6010
7440-43-9	Cadmium	3.00	U	1	0.17	3.00	ug/L	12/11/19 09:26	12/11/19 18:46	SW6010
7440-70-2	Calcium	98000		1	88.5	1000	ug/L	12/11/19 09:26	12/11/19 18:46	SW6010
7440-47-3	Chromium	5.00	U	1	1.33	5.00	ug/L	12/11/19 09:26	12/11/19 18:46	SW6010
7440-48-4	Cobalt	2.06	J	1	1.09	15.0	ug/L	12/11/19 09:26	12/11/19 18:46	SW6010
7440-50-8	Copper	10.2		1	0.49	10.0	ug/L	12/11/19 09:26	12/11/19 18:46	SW6010
7439-89-6	Iron	200		1	7.85	50.0	ug/L	12/11/19 09:26	12/11/19 18:46	SW6010
7439-92-1	Lead	6.00	U	1	1.43	6.00	ug/L	12/11/19 09:26	12/11/19 18:46	SW6010
7439-95-4	Magnesium	18300		1	104	1000	ug/L	12/11/19 09:26	12/11/19 18:46	SW6010
7439-96-5	Manganese	465		1	0.98	10.0	ug/L	12/11/19 09:26	12/11/19 18:46	SW6010
7439-97-6	Mercury	0.20	U	1	0.043	0.20	ug/L	12/12/19 14:30	12/13/19 11:08	SW7470A
7440-02-0	Nickel	2.90	J	1	1.69	20.0	ug/L	12/11/19 09:26	12/11/19 18:46	SW6010
7440-09-7	Potassium	6740		1	179	1000	ug/L	12/11/19 09:26	12/11/19 18:46	SW6010
7782-49-2	Selenium	39.0		1	2.79	10.0	ug/L	12/11/19 09:26	12/11/19 18:46	SW6010
7440-22-4	Silver	5.00	U	1	0.17	5.00	ug/L	12/11/19 09:26	12/11/19 18:46	SW6010
7440-23-5	Sodium	8130		1	169	1000	ug/L	12/11/19 09:26	12/11/19 18:46	SW6010
7440-28-0	Thallium	20.0	U	1	2.88	20.0	ug/L	12/11/19 09:26	12/11/19 18:46	SW6010
7440-62-2	Vanadium	2.32	J	1	1.39	20.0	ug/L	12/11/19 09:26	12/11/19 18:46	SW6010
7440-66-6	Zinc	86.5		1	4.81	20.0	ug/L	12/11/19 09:26	12/11/19 18:46	SW6010

Color Before:	Colorless	Clarity Before:	Clear	Texture:
Color After:	Colorless	Clarity After:	Clear	Artifacts:
Comments:	METALS-TAL			

U = Not Detected

LOQ = Limit of Quantitation

MDL = Method Detection Limit

LOD = Limit of Detection

D = Dilution

Q = indicates LCS control criteria did not meet requirements

J = Estimated Value

B = Analyte Found in Associated Method Blank

* = indicates the duplicate analysis is not within control limits.

E = Indicates the reported value is estimated because of the presence of interference.

OR = Over Range

N = Spiked sample recovery not within control limits

Report of Analysis

Client:	LiRo Engineers, Inc.	Date Collected:	12/09/19
Project:	City of Buffalo - Franczyk Park Site	Date Received:	12/10/19
Client Sample ID:	MW-03	SDG No.:	K6235
Lab Sample ID:	K6235-03	Matrix:	Water
Level (low/med):	low	% Solid:	0

Cas	Parameter	Conc.	Qua.	DF	MDL	LOQ / CRQL	Units	Prep Date	Date Ana.	Ana Met.
7429-90-5	Aluminum	130000		1	5.29	50.0	ug/L	12/11/19 09:26	12/11/19 18:50	SW6010
7440-36-0	Antimony	17.0	J	1	2.03	25.0	ug/L	12/11/19 09:26	12/11/19 18:50	SW6010
7440-38-2	Arsenic	10.0	U	1	0.68	10.0	ug/L	12/11/19 09:26	12/11/19 18:50	SW6010
7440-39-3	Barium	18.7	J	1	3.99	50.0	ug/L	12/11/19 09:26	12/11/19 18:50	SW6010
7440-41-7	Beryllium	23.5		1	0.20	3.00	ug/L	12/11/19 09:26	12/11/19 18:50	SW6010
7440-43-9	Cadmium	61.2		1	0.17	3.00	ug/L	12/11/19 09:26	12/11/19 18:50	SW6010
7440-70-2	Calcium	349000		1	88.5	1000	ug/L	12/11/19 09:26	12/11/19 18:50	SW6010
7440-47-3	Chromium	4.85	J	1	1.33	5.00	ug/L	12/11/19 09:26	12/11/19 18:50	SW6010
7440-48-4	Cobalt	79.4		1	1.09	15.0	ug/L	12/11/19 09:26	12/11/19 18:50	SW6010
7440-50-8	Copper	10.0	U	1	0.49	10.0	ug/L	12/11/19 09:26	12/11/19 18:50	SW6010
7439-89-6	Iron	811000	D	10	78.5	500	ug/L	12/11/19 09:26	12/12/19 14:05	SW6010
7439-92-1	Lead	132		1	1.43	6.00	ug/L	12/11/19 09:26	12/11/19 18:50	SW6010
7439-95-4	Magnesium	384000		1	104	1000	ug/L	12/11/19 09:26	12/11/19 18:50	SW6010
7439-96-5	Manganese	9440		1	0.98	10.0	ug/L	12/11/19 09:26	12/11/19 18:50	SW6010
7439-97-6	Mercury	0.19	J	1	0.043	0.20	ug/L	12/12/19 14:30	12/13/19 11:10	SW7470A
7440-02-0	Nickel	181		1	1.69	20.0	ug/L	12/11/19 09:26	12/11/19 18:50	SW6010
7440-09-7	Potassium	125000		1	179	1000	ug/L	12/11/19 09:26	12/11/19 18:50	SW6010
7782-49-2	Selenium	10.0	U	1	2.79	10.0	ug/L	12/11/19 09:26	12/11/19 18:50	SW6010
7440-22-4	Silver	5.00	U	1	0.17	5.00	ug/L	12/11/19 09:26	12/11/19 18:50	SW6010
7440-23-5	Sodium	95000		1	169	1000	ug/L	12/11/19 09:26	12/11/19 18:50	SW6010
7440-28-0	Thallium	125		1	2.88	20.0	ug/L	12/11/19 09:26	12/11/19 18:50	SW6010
7440-62-2	Vanadium	20.0	U	1	1.39	20.0	ug/L	12/11/19 09:26	12/11/19 18:50	SW6010
7440-66-6	Zinc	85.7		1	4.81	20.0	ug/L	12/11/19 09:26	12/11/19 18:50	SW6010

Color Before:	Colorless	Clarity Before:	Clear	Texture:
Color After:	Colorless	Clarity After:	Clear	Artifacts:
Comments:	METALS-TAL			

U = Not Detected

LOQ = Limit of Quantitation

MDL = Method Detection Limit

LOD = Limit of Detection

D = Dilution

Q = indicates LCS control criteria did not meet requirements

J = Estimated Value

B = Analyte Found in Associated Method Blank

* = indicates the duplicate analysis is not within control limits.

E = Indicates the reported value is estimated because of the presence of interference.

OR = Over Range

N = Spiked sample recovery not within control limits

Report of Analysis

Client:	LiRo Engineers, Inc.	Date Collected:	12/09/19
Project:	City of Buffalo - Franczyk Park Site	Date Received:	12/10/19
Client Sample ID:	DUP	SDG No.:	K6235
Lab Sample ID:	K6235-04	Matrix:	Water
Level (low/med):	low	% Solid:	0

Cas	Parameter	Conc.	Qua.	DF	MDL	LOQ / CRQL	Units	Prep Date	Date Ana.	Ana Met.
7429-90-5	Aluminum	50.0	U	1	5.29	50.0	ug/L	12/11/19 09:26	12/11/19 18:54	SW6010
7440-36-0	Antimony	24.2	J	1	2.03	25.0	ug/L	12/11/19 09:26	12/11/19 18:54	SW6010
7440-38-2	Arsenic	9.55	J	1	0.68	10.0	ug/L	12/11/19 09:26	12/11/19 18:54	SW6010
7440-39-3	Barium	115		1	3.99	50.0	ug/L	12/11/19 09:26	12/11/19 18:54	SW6010
7440-41-7	Beryllium	3.00	U	1	0.20	3.00	ug/L	12/11/19 09:26	12/11/19 18:54	SW6010
7440-43-9	Cadmium	0.20	J	1	0.17	3.00	ug/L	12/11/19 09:26	12/11/19 18:54	SW6010
7440-70-2	Calcium	265000		1	88.5	1000	ug/L	12/11/19 09:26	12/11/19 18:54	SW6010
7440-47-3	Chromium	5.00	U	1	1.33	5.00	ug/L	12/11/19 09:26	12/11/19 18:54	SW6010
7440-48-4	Cobalt	2.68	J	1	1.09	15.0	ug/L	12/11/19 09:26	12/11/19 18:54	SW6010
7440-50-8	Copper	5.81	J	1	0.49	10.0	ug/L	12/11/19 09:26	12/11/19 18:54	SW6010
7439-89-6	Iron	2130		1	7.85	50.0	ug/L	12/11/19 09:26	12/11/19 18:54	SW6010
7439-92-1	Lead	5.31	J	1	1.43	6.00	ug/L	12/11/19 09:26	12/11/19 18:54	SW6010
7439-95-4	Magnesium	47000		1	104	1000	ug/L	12/11/19 09:26	12/11/19 18:54	SW6010
7439-96-5	Manganese	394		1	0.98	10.0	ug/L	12/11/19 09:26	12/11/19 18:54	SW6010
7439-97-6	Mercury	0.20	U	1	0.043	0.20	ug/L	12/12/19 14:30	12/13/19 11:12	SW7470A
7440-02-0	Nickel	5.50	J	1	1.69	20.0	ug/L	12/11/19 09:26	12/11/19 18:54	SW6010
7440-09-7	Potassium	13600		1	179	1000	ug/L	12/11/19 09:26	12/11/19 18:54	SW6010
7782-49-2	Selenium	49.8		1	2.79	10.0	ug/L	12/11/19 09:26	12/11/19 18:54	SW6010
7440-22-4	Silver	5.00	U	1	0.17	5.00	ug/L	12/11/19 09:26	12/11/19 18:54	SW6010
7440-23-5	Sodium	8780		1	169	1000	ug/L	12/11/19 09:26	12/11/19 18:54	SW6010
7440-28-0	Thallium	20.0	U	1	2.88	20.0	ug/L	12/11/19 09:26	12/11/19 18:54	SW6010
7440-62-2	Vanadium	20.0	U	1	1.39	20.0	ug/L	12/11/19 09:26	12/11/19 18:54	SW6010
7440-66-6	Zinc	135		1	4.81	20.0	ug/L	12/11/19 09:26	12/11/19 18:54	SW6010

Color Before:	Colorless	Clarity Before:	Clear	Texture:
Color After:	Colorless	Clarity After:	Clear	Artifacts:
Comments:	METALS-TAL			

U = Not Detected

LOQ = Limit of Quantitation

MDL = Method Detection Limit

LOD = Limit of Detection

D = Dilution

Q = indicates LCS control criteria did not meet requirements

J = Estimated Value

B = Analyte Found in Associated Method Blank

* = indicates the duplicate analysis is not within control limits.

E = Indicates the reported value is estimated because of the presence of interference.

OR = Over Range

N = Spiked sample recovery not within control limits

METAL CALIBRATION DATA

Metals

- 2a -

INITIAL AND CONTINUING CALIBRATION VERIFICATION

Client: LiRo Engineers, Inc. **SDG No.:** K6235
Contract: LIRO01 **Lab Code:** CHEM **Case No.:** K6235 **SAS No.:** K6235
Initial Calibration Source: EPA
Continuing Calibration Source: PLASMA-PURE

Sample ID	Analyte	Result ug/L	True Value	% Recovery	Acceptance Window (%R)	M	Analysis Date	Analysis Time	Run Number
ICV28	Mercury	3.93	4.0	98	90 - 110	CV	12/13/2019	10:16	LB106736

Metals

- 2a -

INITIAL AND CONTINUING CALIBRATION VERIFICATION

Client:	<u>LiRo Engineers, Inc.</u>	SDG No.:	<u>K6235</u>				
Contract:	<u>LIRO01</u>	Lab Code:	<u>CHEM</u>	Case No.:	<u>K6235</u>	SAS No.:	<u>K6235</u>
Initial Calibration Source:	<u>EPA</u>						
Continuing Calibration Source:	<u>PLASMA-PURE</u>						

Sample ID	Analyte	Result	True Value	%	Acceptance	M	Analysis Date	Analysis Time	Run Number
		ug/L		Recovery	Window (%R)				
CCV16	Mercury	4.99	5.0	100	90 - 110	CV	12/13/2019	10:20	LB106736
CCV17	Mercury	5.10	5.0	102	90 - 110	CV	12/13/2019	10:51	LB106736
CCV18	Mercury	4.67	5.0	93	90 - 110	CV	12/13/2019	11:16	LB106736
CCV19	Mercury	4.93	5.0	98	90 - 110	CV	12/13/2019	11:33	LB106736

Metals

- 2a -

INITIAL AND CONTINUING CALIBRATION VERIFICATION

Client: LiRo Engineers, Inc. SDG No.: K6235

Contract: LIRO01 Lab Code: CHEM Case No.: K6235 SAS No.: K6235

Initial Calibration Source: EPA

Continuing Calibration Source: Inorganic Ventures

Sample ID	Analyte	Result ug/L	True Value	% Recovery	Acceptance Window (%R)	M	Analysis Date	Analysis Time	Run Number
ICV01	Aluminum	2610	2520	104	95 - 105	P	12/11/2019	11:50	LB106689
	Antimony	1010	1010	100	95 - 105	P	12/11/2019	11:50	LB106689
	Arsenic	1000	997	100	95 - 105	P	12/11/2019	11:50	LB106689
	Barium	534	518	103	95 - 105	P	12/11/2019	11:50	LB106689
	Beryllium	520	514	101	95 - 105	P	12/11/2019	11:50	LB106689
	Cadmium	505	514	98	95 - 105	P	12/11/2019	11:50	LB106689
	Calcium	10200	10000	102	95 - 105	P	12/11/2019	11:50	LB106689
	Chromium	530	517	102	95 - 105	P	12/11/2019	11:50	LB106689
	Cobalt	519	521	100	95 - 105	P	12/11/2019	11:50	LB106689
	Copper	519	505	103	95 - 105	P	12/11/2019	11:50	LB106689
	Iron	10000	10100	99	95 - 105	P	12/11/2019	11:50	LB106689
	Lead	1010	1030	98	95 - 105	P	12/11/2019	11:50	LB106689
	Magnesium	6030	5990	101	95 - 105	P	12/11/2019	11:50	LB106689
	Manganese	529	524	101	95 - 105	P	12/11/2019	11:50	LB106689
	Nickel	518	525	99	95 - 105	P	12/11/2019	11:50	LB106689
	Potassium	9840	9940	99	95 - 105	P	12/11/2019	11:50	LB106689
	Selenium	975	1030	95	95 - 105	P	12/11/2019	11:50	LB106689
	Silver	254	252	101	95 - 105	P	12/11/2019	11:50	LB106689
	Sodium	9810	10100	97	95 - 105	P	12/11/2019	11:50	LB106689
	Thallium	1020	1040	98	95 - 105	P	12/11/2019	11:50	LB106689
	Vanadium	502	504	100	95 - 105	P	12/11/2019	11:50	LB106689
	Zinc	1030	1010	102	95 - 105	P	12/11/2019	11:50	LB106689

Metals

- 2a -

INITIAL AND CONTINUING CALIBRATION VERIFICATION

Client: LiRo Engineers, Inc. **SDG No.:** K6235
Contract: LIRO01 **Lab Code:** CHEM **Case No.:** K6235 **SAS No.:** K6235
Initial Calibration Source: EPA
Continuing Calibration Source: Inorganic Ventures

Sample ID	Analyte	Result ug/L	True Value	% Recovery	Acceptance Window (%R)	M	Analysis Date	Analysis Time	Run Number
LLICV01	Aluminum	113	100	113	80 - 120	P	12/11/2019	11:55	LB106689
	Antimony	58.3	50.0	117	80 - 120	P	12/11/2019	11:55	LB106689
	Arsenic	19.6	20.0	98	80 - 120	P	12/11/2019	11:55	LB106689
	Barium	108	100	108	80 - 120	P	12/11/2019	11:55	LB106689
	Beryllium	6.66	6.0	111	80 - 120	P	12/11/2019	11:55	LB106689
	Cadmium	5.93	6.0	99	80 - 120	P	12/11/2019	11:55	LB106689
	Calcium	2120	2000	106	80 - 120	P	12/11/2019	11:55	LB106689
	Chromium	10.4	10.0	104	80 - 120	P	12/11/2019	11:55	LB106689
	Cobalt	31.5	30.0	105	80 - 120	P	12/11/2019	11:55	LB106689
	Copper	20.2	20.0	101	80 - 120	P	12/11/2019	11:55	LB106689
	Iron	109	100	110	80 - 120	P	12/11/2019	11:55	LB106689
	Lead	12.0	12.0	100	80 - 120	P	12/11/2019	11:55	LB106689
	Magnesium	2150	2000	108	80 - 120	P	12/11/2019	11:55	LB106689
	Manganese	22.6	20.0	113	80 - 120	P	12/11/2019	11:55	LB106689
	Nickel	42.3	40.0	106	80 - 120	P	12/11/2019	11:55	LB106689
	Potassium	2040	2000	102	80 - 120	P	12/11/2019	11:55	LB106689
	Selenium	23.4	20.0	117	80 - 120	P	12/11/2019	11:55	LB106689
	Silver	10.6	10.0	106	80 - 120	P	12/11/2019	11:55	LB106689
	Sodium	2050	2000	103	80 - 120	P	12/11/2019	11:55	LB106689
	Thallium	42.6	40.0	107	80 - 120	P	12/11/2019	11:55	LB106689
	Vanadium	38.3	40.0	96	80 - 120	P	12/11/2019	11:55	LB106689
	Zinc	44.3	40.0	111	80 - 120	P	12/11/2019	11:55	LB106689

Metals

- 2a -

INITIAL AND CONTINUING CALIBRATION VERIFICATION

Client: LiRo Engineers, Inc. **SDG No.:** K6235
Contract: LIRO01 **Lab Code:** CHEM **Case No.:** K6235 **SAS No.:** K6235
Initial Calibration Source: EPA
Continuing Calibration Source: Inorganic Ventures

Sample ID	Analyte	Result ug/L	True Value	% Recovery	Acceptance Window (%R)	M	Analysis Date	Analysis Time	Run Number
CCV01	Aluminum	10100	10000	101	90 - 110	P	12/11/2019	12:15	LB106689
	Antimony	4990	5000	100	90 - 110	P	12/11/2019	12:15	LB106689
	Arsenic	4990	5000	100	90 - 110	P	12/11/2019	12:15	LB106689
	Barium	10100	10000	100	90 - 110	P	12/11/2019	12:15	LB106689
	Beryllium	247	250	99	90 - 110	P	12/11/2019	12:15	LB106689
	Cadmium	2480	2500	99	90 - 110	P	12/11/2019	12:15	LB106689
	Calcium	25200	25000	101	90 - 110	P	12/11/2019	12:15	LB106689
	Chromium	1030	1000	103	90 - 110	P	12/11/2019	12:15	LB106689
	Cobalt	2490	2500	100	90 - 110	P	12/11/2019	12:15	LB106689
	Copper	1230	1250	99	90 - 110	P	12/11/2019	12:15	LB106689
	Iron	5120	5000	102	90 - 110	P	12/11/2019	12:15	LB106689
	Lead	4990	5000	100	90 - 110	P	12/11/2019	12:15	LB106689
	Magnesium	25100	25000	100	90 - 110	P	12/11/2019	12:15	LB106689
	Manganese	2450	2500	98	90 - 110	P	12/11/2019	12:15	LB106689
	Nickel	2500	2500	100	90 - 110	P	12/11/2019	12:15	LB106689
	Potassium	25800	25000	103	90 - 110	P	12/11/2019	12:15	LB106689
	Selenium	4950	5000	99	90 - 110	P	12/11/2019	12:15	LB106689
	Silver	1290	1250	103	90 - 110	P	12/11/2019	12:15	LB106689
	Sodium	25400	25000	102	90 - 110	P	12/11/2019	12:15	LB106689
	Thallium	5000	5000	100	90 - 110	P	12/11/2019	12:15	LB106689
	Vanadium	2510	2500	100	90 - 110	P	12/11/2019	12:15	LB106689
	Zinc	2540	2500	102	90 - 110	P	12/11/2019	12:15	LB106689

Metals

- 2a -

INITIAL AND CONTINUING CALIBRATION VERIFICATION

Client: LiRo Engineers, Inc. SDG No.: K6235

Contract: LIRO01 Lab Code: CHEM Case No.: K6235 SAS No.: K6235

Initial Calibration Source: EPA

Continuing Calibration Source: Inorganic Ventures

Sample ID	Analyte	Result ug/L	True Value	% Recovery	Acceptance Window (%R)	M	Analysis Date	Analysis Time	Run Number
LLCCV01	Aluminum	105	100	105	80 - 120	P	12/11/2019	12:19	LB106689
	Antimony	52.6	50.0	105	80 - 120	P	12/11/2019	12:19	LB106689
	Arsenic	19.2	20.0	96	80 - 120	P	12/11/2019	12:19	LB106689
	Barium	103	100	103	80 - 120	P	12/11/2019	12:19	LB106689
	Beryllium	6.14	6.0	102	80 - 120	P	12/11/2019	12:19	LB106689
	Cadmium	5.74	6.0	96	80 - 120	P	12/11/2019	12:19	LB106689
	Calcium	2010	2000	100	80 - 120	P	12/11/2019	12:19	LB106689
	Chromium	9.92	10.0	99	80 - 120	P	12/11/2019	12:19	LB106689
	Cobalt	29.3	30.0	98	80 - 120	P	12/11/2019	12:19	LB106689
	Copper	19.4	20.0	97	80 - 120	P	12/11/2019	12:19	LB106689
	Iron	102	100	102	80 - 120	P	12/11/2019	12:19	LB106689
	Lead	10.2	12.0	85	80 - 120	P	12/11/2019	12:19	LB106689
	Magnesium	2030	2000	101	80 - 120	P	12/11/2019	12:19	LB106689
	Manganese	21.6	20.0	108	80 - 120	P	12/11/2019	12:19	LB106689
	Nickel	40.3	40.0	101	80 - 120	P	12/11/2019	12:19	LB106689
	Potassium	1970	2000	98	80 - 120	P	12/11/2019	12:19	LB106689
	Selenium	20.3	20.0	101	80 - 120	P	12/11/2019	12:19	LB106689
	Silver	9.74	10.0	97	80 - 120	P	12/11/2019	12:19	LB106689
	Sodium	1950	2000	97	80 - 120	P	12/11/2019	12:19	LB106689
	Thallium	39.2	40.0	98	80 - 120	P	12/11/2019	12:19	LB106689
	Vanadium	37.0	40.0	92	80 - 120	P	12/11/2019	12:19	LB106689
	Zinc	42.7	40.0	107	80 - 120	P	12/11/2019	12:19	LB106689

Metals

- 2a -

INITIAL AND CONTINUING CALIBRATION VERIFICATION

Client: LiRo Engineers, Inc. SDG No.: K6235

Contract: LIRO01 Lab Code: CHEM Case No.: K6235 SAS No.: K6235

Initial Calibration Source: EPA

Continuing Calibration Source: Inorganic Ventures

Sample ID	Analyte	Result ug/L	True Value	% Recovery	Acceptance Window (%R)	M	Analysis Date	Analysis Time	Run Number
CCV02	Aluminum	10600	10000	106	90 - 110	P	12/11/2019	15:29	LB106689
	Antimony	5350	5000	107	90 - 110	P	12/11/2019	15:29	LB106689
	Arsenic	5330	5000	107	90 - 110	P	12/11/2019	15:29	LB106689
	Barium	10500	10000	105	90 - 110	P	12/11/2019	15:29	LB106689
	Beryllium	253	250	101	90 - 110	P	12/11/2019	15:29	LB106689
	Cadmium	2540	2500	102	90 - 110	P	12/11/2019	15:29	LB106689
	Calcium	26000	25000	104	90 - 110	P	12/11/2019	15:29	LB106689
	Chromium	1050	1000	105	90 - 110	P	12/11/2019	15:29	LB106689
	Cobalt	2580	2500	103	90 - 110	P	12/11/2019	15:29	LB106689
	Copper	1350	1250	108	90 - 110	P	12/11/2019	15:29	LB106689
	Iron	5400	5000	108	90 - 110	P	12/11/2019	15:29	LB106689
	Lead	5150	5000	103	90 - 110	P	12/11/2019	15:29	LB106689
	Magnesium	26000	25000	104	90 - 110	P	12/11/2019	15:29	LB106689
	Manganese	2500	2500	100	90 - 110	P	12/11/2019	15:29	LB106689
	Nickel	2600	2500	104	90 - 110	P	12/11/2019	15:29	LB106689
	Potassium	26600	25000	106	90 - 110	P	12/11/2019	15:29	LB106689
	Selenium	5140	5000	103	90 - 110	P	12/11/2019	15:29	LB106689
	Silver	1320	1250	106	90 - 110	P	12/11/2019	15:29	LB106689
	Sodium	26900	25000	107	90 - 110	P	12/11/2019	15:29	LB106689
	Thallium	5230	5000	104	90 - 110	P	12/11/2019	15:29	LB106689
	Vanadium	2620	2500	105	90 - 110	P	12/11/2019	15:29	LB106689
	Zinc	2620	2500	105	90 - 110	P	12/11/2019	15:29	LB106689
CCV03	Aluminum	10300	10000	103	90 - 110	P	12/11/2019	16:49	LB106689
	Antimony	5270	5000	105	90 - 110	P	12/11/2019	16:49	LB106689
	Arsenic	5190	5000	104	90 - 110	P	12/11/2019	16:49	LB106689
	Barium	10200	10000	102	90 - 110	P	12/11/2019	16:49	LB106689
	Beryllium	247	250	99	90 - 110	P	12/11/2019	16:49	LB106689
	Cadmium	2470	2500	99	90 - 110	P	12/11/2019	16:49	LB106689
	Calcium	25200	25000	101	90 - 110	P	12/11/2019	16:49	LB106689
	Chromium	1010	1000	101	90 - 110	P	12/11/2019	16:49	LB106689
	Cobalt	2520	2500	101	90 - 110	P	12/11/2019	16:49	LB106689
	Copper	1340	1250	107	90 - 110	P	12/11/2019	16:49	LB106689
	Iron	5170	5000	104	90 - 110	P	12/11/2019	16:49	LB106689
	Lead	5000	5000	100	90 - 110	P	12/11/2019	16:49	LB106689

Metals

- 2a -

INITIAL AND CONTINUING CALIBRATION VERIFICATION

Client: LiRo Engineers, Inc. **SDG No.:** K6235
Contract: LIRO01 **Lab Code:** CHEM **Case No.:** K6235 **SAS No.:** K6235
Initial Calibration Source: EPA
Continuing Calibration Source: Inorganic Ventures

Sample ID	Analyte	Result ug/L	True Value	% Recovery	Acceptance Window (%R)	M	Analysis Date	Analysis Time	Run Number
CCV03	Magnesium	25200	25000	101	90 - 110	P	12/11/2019	16:49	LB106689
	Manganese	2420	2500	97	90 - 110	P	12/11/2019	16:49	LB106689
	Nickel	2540	2500	102	90 - 110	P	12/11/2019	16:49	LB106689
	Potassium	25300	25000	101	90 - 110	P	12/11/2019	16:49	LB106689
	Selenium	4950	5000	99	90 - 110	P	12/11/2019	16:49	LB106689
	Silver	1270	1250	101	90 - 110	P	12/11/2019	16:49	LB106689
	Sodium	26000	25000	104	90 - 110	P	12/11/2019	16:49	LB106689
	Thallium	5090	5000	102	90 - 110	P	12/11/2019	16:49	LB106689
	Vanadium	2540	2500	102	90 - 110	P	12/11/2019	16:49	LB106689
	Zinc	2550	2500	102	90 - 110	P	12/11/2019	16:49	LB106689
CCV04	Aluminum	10300	10000	103	90 - 110	P	12/11/2019	17:42	LB106689
	Antimony	5260	5000	105	90 - 110	P	12/11/2019	17:42	LB106689
	Arsenic	5210	5000	104	90 - 110	P	12/11/2019	17:42	LB106689
	Barium	10200	10000	102	90 - 110	P	12/11/2019	17:42	LB106689
	Beryllium	249	250	100	90 - 110	P	12/11/2019	17:42	LB106689
	Cadmium	2480	2500	99	90 - 110	P	12/11/2019	17:42	LB106689
	Calcium	25300	25000	101	90 - 110	P	12/11/2019	17:42	LB106689
	Chromium	1030	1000	103	90 - 110	P	12/11/2019	17:42	LB106689
	Cobalt	2530	2500	101	90 - 110	P	12/11/2019	17:42	LB106689
	Copper	1340	1250	107	90 - 110	P	12/11/2019	17:42	LB106689
	Iron	5220	5000	104	90 - 110	P	12/11/2019	17:42	LB106689
	Lead	5050	5000	101	90 - 110	P	12/11/2019	17:42	LB106689
	Magnesium	25700	25000	103	90 - 110	P	12/11/2019	17:42	LB106689
	Manganese	2420	2500	97	90 - 110	P	12/11/2019	17:42	LB106689
	Nickel	2550	2500	102	90 - 110	P	12/11/2019	17:42	LB106689
	Potassium	25400	25000	102	90 - 110	P	12/11/2019	17:42	LB106689
	Selenium	4940	5000	99	90 - 110	P	12/11/2019	17:42	LB106689
	Silver	1290	1250	103	90 - 110	P	12/11/2019	17:42	LB106689
	Sodium	25900	25000	104	90 - 110	P	12/11/2019	17:42	LB106689
	Thallium	5110	5000	102	90 - 110	P	12/11/2019	17:42	LB106689
	Vanadium	2570	2500	103	90 - 110	P	12/11/2019	17:42	LB106689
	Zinc	2570	2500	103	90 - 110	P	12/11/2019	17:42	LB106689
CCV05	Aluminum	10300	10000	103	90 - 110	P	12/11/2019	18:30	LB106689
	Antimony	5210	5000	104	90 - 110	P	12/11/2019	18:30	LB106689

Metals

- 2a -

INITIAL AND CONTINUING CALIBRATION VERIFICATION

Client: LiRo Engineers, Inc. **SDG No.:** K6235
Contract: LIRO01 **Lab Code:** CHEM **Case No.:** K6235 **SAS No.:** K6235
Initial Calibration Source: EPA
Continuing Calibration Source: Inorganic Ventures

Sample ID	Analyte	Result ug/L	True Value	% Recovery	Acceptance Window (%R)	M	Analysis Date	Analysis Time	Run Number
CCV05	Arsenic	5190	5000	104	90 - 110	P	12/11/2019	18:30	LB106689
	Barium	10000	10000	100	90 - 110	P	12/11/2019	18:30	LB106689
	Beryllium	246	250	98	90 - 110	P	12/11/2019	18:30	LB106689
	Cadmium	2480	2500	99	90 - 110	P	12/11/2019	18:30	LB106689
	Calcium	25200	25000	101	90 - 110	P	12/11/2019	18:30	LB106689
	Chromium	1050	1000	105	90 - 110	P	12/11/2019	18:30	LB106689
	Cobalt	2530	2500	101	90 - 110	P	12/11/2019	18:30	LB106689
	Copper	1330	1250	106	90 - 110	P	12/11/2019	18:30	LB106689
	Iron	5280	5000	106	90 - 110	P	12/11/2019	18:30	LB106689
	Lead	5040	5000	101	90 - 110	P	12/11/2019	18:30	LB106689
	Magnesium	25900	25000	103	90 - 110	P	12/11/2019	18:30	LB106689
	Manganese	2390	2500	96	90 - 110	P	12/11/2019	18:30	LB106689
	Nickel	2550	2500	102	90 - 110	P	12/11/2019	18:30	LB106689
	Potassium	25600	25000	103	90 - 110	P	12/11/2019	18:30	LB106689
	Selenium	4980	5000	100	90 - 110	P	12/11/2019	18:30	LB106689
	Silver	1300	1250	104	90 - 110	P	12/11/2019	18:30	LB106689
	Sodium	25900	25000	103	90 - 110	P	12/11/2019	18:30	LB106689
	Thallium	5090	5000	102	90 - 110	P	12/11/2019	18:30	LB106689
	Vanadium	2570	2500	103	90 - 110	P	12/11/2019	18:30	LB106689
	Zinc	2570	2500	103	90 - 110	P	12/11/2019	18:30	LB106689
CCV06	Aluminum	10400	10000	104	90 - 110	P	12/11/2019	19:17	LB106689
	Antimony	5230	5000	104	90 - 110	P	12/11/2019	19:17	LB106689
	Arsenic	5210	5000	104	90 - 110	P	12/11/2019	19:17	LB106689
	Barium	10300	10000	103	90 - 110	P	12/11/2019	19:17	LB106689
	Beryllium	254	250	102	90 - 110	P	12/11/2019	19:17	LB106689
	Cadmium	2490	2500	100	90 - 110	P	12/11/2019	19:17	LB106689
	Calcium	25600	25000	103	90 - 110	P	12/11/2019	19:17	LB106689
	Chromium	1050	1000	105	90 - 110	P	12/11/2019	19:17	LB106689
	Cobalt	2550	2500	102	90 - 110	P	12/11/2019	19:17	LB106689
	Copper	1330	1250	106	90 - 110	P	12/11/2019	19:17	LB106689
	Iron	5240	5000	105	90 - 110	P	12/11/2019	19:17	LB106689
	Lead	5050	5000	101	90 - 110	P	12/11/2019	19:17	LB106689
	Magnesium	25800	25000	103	90 - 110	P	12/11/2019	19:17	LB106689
	Manganese	2450	2500	98	90 - 110	P	12/11/2019	19:17	LB106689

Metals

- 2a -

INITIAL AND CONTINUING CALIBRATION VERIFICATION

Client: LiRo Engineers, Inc. **SDG No.:** K6235
Contract: LIRO01 **Lab Code:** CHEM **Case No.:** K6235 **SAS No.:** K6235
Initial Calibration Source: EPA
Continuing Calibration Source: Inorganic Ventures

Sample ID	Analyte	Result ug/L	True Value	% Recovery	Acceptance Window (%R)	M	Analysis Date	Analysis Time	Run Number
CCV06	Nickel	2560	2500	102	90 - 110	P	12/11/2019	19:17	LB106689
	Potassium	25700	25000	103	90 - 110	P	12/11/2019	19:17	LB106689
	Selenium	4970	5000	99	90 - 110	P	12/11/2019	19:17	LB106689
	Silver	1300	1250	104	90 - 110	P	12/11/2019	19:17	LB106689
	Sodium	25900	25000	104	90 - 110	P	12/11/2019	19:17	LB106689
	Thallium	5110	5000	102	90 - 110	P	12/11/2019	19:17	LB106689
	Vanadium	2590	2500	104	90 - 110	P	12/11/2019	19:17	LB106689
	Zinc	2580	2500	103	90 - 110	P	12/11/2019	19:17	LB106689
CCV07	Aluminum	10400	10000	104	90 - 110	P	12/11/2019	20:04	LB106689
	Antimony	5240	5000	105	90 - 110	P	12/11/2019	20:04	LB106689
	Arsenic	5200	5000	104	90 - 110	P	12/11/2019	20:04	LB106689
	Barium	10200	10000	102	90 - 110	P	12/11/2019	20:04	LB106689
	Beryllium	253	250	101	90 - 110	P	12/11/2019	20:04	LB106689
	Cadmium	2510	2500	100	90 - 110	P	12/11/2019	20:04	LB106689
	Calcium	25600	25000	102	90 - 110	P	12/11/2019	20:04	LB106689
	Chromium	1050	1000	105	90 - 110	P	12/11/2019	20:04	LB106689
	Cobalt	2560	2500	102	90 - 110	P	12/11/2019	20:04	LB106689
	Copper	1340	1250	107	90 - 110	P	12/11/2019	20:04	LB106689
	Iron	5280	5000	106	90 - 110	P	12/11/2019	20:04	LB106689
	Lead	5080	5000	102	90 - 110	P	12/11/2019	20:04	LB106689
	Magnesium	26000	25000	104	90 - 110	P	12/11/2019	20:04	LB106689
	Manganese	2440	2500	98	90 - 110	P	12/11/2019	20:04	LB106689
	Nickel	2570	2500	103	90 - 110	P	12/11/2019	20:04	LB106689
	Potassium	25500	25000	102	90 - 110	P	12/11/2019	20:04	LB106689
	Selenium	4980	5000	100	90 - 110	P	12/11/2019	20:04	LB106689
	Silver	1310	1250	105	90 - 110	P	12/11/2019	20:04	LB106689
	Sodium	25800	25000	103	90 - 110	P	12/11/2019	20:04	LB106689
	Thallium	5130	5000	103	90 - 110	P	12/11/2019	20:04	LB106689
	Vanadium	2580	2500	103	90 - 110	P	12/11/2019	20:04	LB106689
	Zinc	2550	2500	102	90 - 110	P	12/11/2019	20:04	LB106689
CCV08	Aluminum	10300	10000	103	90 - 110	P	12/11/2019	20:52	LB106689
	Antimony	5280	5000	106	90 - 110	P	12/11/2019	20:52	LB106689
	Arsenic	5170	5000	103	90 - 110	P	12/11/2019	20:52	LB106689
	Barium	10000	10000	100	90 - 110	P	12/11/2019	20:52	LB106689

Metals

- 2a -

INITIAL AND CONTINUING CALIBRATION VERIFICATION

Client: LiRo Engineers, Inc. **SDG No.:** K6235
Contract: LIRO01 **Lab Code:** CHEM **Case No.:** K6235 **SAS No.:** K6235
Initial Calibration Source: EPA
Continuing Calibration Source: Inorganic Ventures

Sample ID	Analyte	Result ug/L	True Value	% Recovery	Acceptance Window (%R)	M	Analysis Date	Analysis Time	Run Number
CCV08	Beryllium	255	250	102	90 - 110	P	12/11/2019	20:52	LB106689
	Cadmium	2480	2500	99	90 - 110	P	12/11/2019	20:52	LB106689
	Calcium	25400	25000	102	90 - 110	P	12/11/2019	20:52	LB106689
	Chromium	1040	1000	104	90 - 110	P	12/11/2019	20:52	LB106689
	Cobalt	2530	2500	101	90 - 110	P	12/11/2019	20:52	LB106689
	Copper	1340	1250	107	90 - 110	P	12/11/2019	20:52	LB106689
	Iron	5150	5000	103	90 - 110	P	12/11/2019	20:52	LB106689
	Lead	5030	5000	101	90 - 110	P	12/11/2019	20:52	LB106689
	Magnesium	25900	25000	103	90 - 110	P	12/11/2019	20:52	LB106689
	Manganese	2410	2500	96	90 - 110	P	12/11/2019	20:52	LB106689
	Nickel	2550	2500	102	90 - 110	P	12/11/2019	20:52	LB106689
	Potassium	25100	25000	100	90 - 110	P	12/11/2019	20:52	LB106689
	Selenium	4880	5000	98	90 - 110	P	12/11/2019	20:52	LB106689
	Silver	1290	1250	103	90 - 110	P	12/11/2019	20:52	LB106689
	Sodium	25400	25000	101	90 - 110	P	12/11/2019	20:52	LB106689
	Thallium	5110	5000	102	90 - 110	P	12/11/2019	20:52	LB106689
	Vanadium	2570	2500	103	90 - 110	P	12/11/2019	20:52	LB106689
	Zinc	2540	2500	101	90 - 110	P	12/11/2019	20:52	LB106689
CCV09	Aluminum	10400	10000	104	90 - 110	P	12/11/2019	21:39	LB106689
	Antimony	5320	5000	106	90 - 110	P	12/11/2019	21:39	LB106689
	Arsenic	5220	5000	104	90 - 110	P	12/11/2019	21:39	LB106689
	Barium	10200	10000	102	90 - 110	P	12/11/2019	21:39	LB106689
	Beryllium	258	250	103	90 - 110	P	12/11/2019	21:39	LB106689
	Cadmium	2500	2500	100	90 - 110	P	12/11/2019	21:39	LB106689
	Calcium	25600	25000	102	90 - 110	P	12/11/2019	21:39	LB106689
	Chromium	1040	1000	104	90 - 110	P	12/11/2019	21:39	LB106689
	Cobalt	2560	2500	102	90 - 110	P	12/11/2019	21:39	LB106689
	Copper	1360	1250	109	90 - 110	P	12/11/2019	21:39	LB106689
	Iron	5160	5000	103	90 - 110	P	12/11/2019	21:39	LB106689
	Lead	5060	5000	101	90 - 110	P	12/11/2019	21:39	LB106689
	Magnesium	25900	25000	104	90 - 110	P	12/11/2019	21:39	LB106689
	Manganese	2430	2500	97	90 - 110	P	12/11/2019	21:39	LB106689
	Nickel	2580	2500	103	90 - 110	P	12/11/2019	21:39	LB106689
	Potassium	24800	25000	99	90 - 110	P	12/11/2019	21:39	LB106689

Metals

- 2a -

INITIAL AND CONTINUING CALIBRATION VERIFICATION

Client: LiRo Engineers, Inc. SDG No.: K6235

Contract: LIRO01 Lab Code: CHEM Case No.: K6235 SAS No.: K6235

Initial Calibration Source: EPA

Continuing Calibration Source: Inorganic Ventures

Sample ID	Analyte	Result ug/L	True Value	% Recovery	Acceptance Window (%R)	M	Analysis Date	Analysis Time	Run Number
CCV09	Selenium	4900	5000	98	90 - 110	P	12/11/2019	21:39	LB106689
	Silver	1290	1250	103	90 - 110	P	12/11/2019	21:39	LB106689
	Sodium	25400	25000	102	90 - 110	P	12/11/2019	21:39	LB106689
	Thallium	5140	5000	103	90 - 110	P	12/11/2019	21:39	LB106689
	Vanadium	2590	2500	104	90 - 110	P	12/11/2019	21:39	LB106689
	Zinc	2570	2500	103	90 - 110	P	12/11/2019	21:39	LB106689
CCV10	Aluminum	10500	10000	105	90 - 110	P	12/11/2019	22:28	LB106689
	Antimony	5380	5000	108	90 - 110	P	12/11/2019	22:28	LB106689
	Arsenic	5300	5000	106	90 - 110	P	12/11/2019	22:28	LB106689
	Barium	10200	10000	102	90 - 110	P	12/11/2019	22:28	LB106689
	Beryllium	263	250	105	90 - 110	P	12/11/2019	22:28	LB106689
	Cadmium	2520	2500	101	90 - 110	P	12/11/2019	22:28	LB106689
	Calcium	25900	25000	104	90 - 110	P	12/11/2019	22:28	LB106689
	Chromium	1050	1000	105	90 - 110	P	12/11/2019	22:28	LB106689
	Cobalt	2590	2500	104	90 - 110	P	12/11/2019	22:28	LB106689
	Copper	1370	1250	110	90 - 110	P	12/11/2019	22:28	LB106689
	Iron	5190	5000	104	90 - 110	P	12/11/2019	22:28	LB106689
	Lead	5120	5000	102	90 - 110	P	12/11/2019	22:28	LB106689
	Magnesium	26500	25000	106	90 - 110	P	12/11/2019	22:28	LB106689
	Manganese	2460	2500	98	90 - 110	P	12/11/2019	22:28	LB106689
	Nickel	2590	2500	104	90 - 110	P	12/11/2019	22:28	LB106689
	Potassium	24800	25000	99	90 - 110	P	12/11/2019	22:28	LB106689
	Selenium	4930	5000	99	90 - 110	P	12/11/2019	22:28	LB106689
	Silver	1300	1250	104	90 - 110	P	12/11/2019	22:28	LB106689
	Sodium	25500	25000	102	90 - 110	P	12/11/2019	22:28	LB106689
	Thallium	5200	5000	104	90 - 110	P	12/11/2019	22:28	LB106689
	Vanadium	2620	2500	105	90 - 110	P	12/11/2019	22:28	LB106689
	Zinc	2590	2500	104	90 - 110	P	12/11/2019	22:28	LB106689
CCV11	Aluminum	10400	10000	104	90 - 110	P	12/11/2019	23:18	LB106689
	Antimony	5330	5000	107	90 - 110	P	12/11/2019	23:18	LB106689
	Arsenic	5220	5000	104	90 - 110	P	12/11/2019	23:18	LB106689
	Barium	10200	10000	102	90 - 110	P	12/11/2019	23:18	LB106689
	Beryllium	263	250	105	90 - 110	P	12/11/2019	23:18	LB106689
	Cadmium	2490	2500	100	90 - 110	P	12/11/2019	23:18	LB106689

Metals

- 2a -

INITIAL AND CONTINUING CALIBRATION VERIFICATION

Client: LiRo Engineers, Inc. SDG No.: K6235

Contract: LIRO01 Lab Code: CHEM Case No.: K6235 SAS No.: K6235

Initial Calibration Source: EPA

Continuing Calibration Source: Inorganic Ventures

Sample ID	Analyte	Result ug/L	True Value	% Recovery	Acceptance Window (%R)	M	Analysis Date	Analysis Time	Run Number
CCV11	Calcium	25800	25000	103	90 - 110	P	12/11/2019	23:18	LB106689
	Chromium	1040	1000	104	90 - 110	P	12/11/2019	23:18	LB106689
	Cobalt	2560	2500	102	90 - 110	P	12/11/2019	23:18	LB106689
	Copper	1360	1250	109	90 - 110	P	12/11/2019	23:18	LB106689
	Iron	5100	5000	102	90 - 110	P	12/11/2019	23:18	LB106689
	Lead	5070	5000	101	90 - 110	P	12/11/2019	23:18	LB106689
	Magnesium	26400	25000	106	90 - 110	P	12/11/2019	23:18	LB106689
	Manganese	2450	2500	98	90 - 110	P	12/11/2019	23:18	LB106689
	Nickel	2570	2500	103	90 - 110	P	12/11/2019	23:18	LB106689
	Potassium	24400	25000	98	90 - 110	P	12/11/2019	23:18	LB106689
	Selenium	4880	5000	98	90 - 110	P	12/11/2019	23:18	LB106689
	Silver	1280	1250	103	90 - 110	P	12/11/2019	23:18	LB106689
	Sodium	25100	25000	100	90 - 110	P	12/11/2019	23:18	LB106689
	Thallium	5140	5000	103	90 - 110	P	12/11/2019	23:18	LB106689
	Vanadium	2610	2500	105	90 - 110	P	12/11/2019	23:18	LB106689
	Zinc	2570	2500	103	90 - 110	P	12/11/2019	23:18	LB106689

Metals

- 2a -

INITIAL AND CONTINUING CALIBRATION VERIFICATION

Client: LiRo Engineers, Inc. SDG No.: K6235

Contract: LIRO01 Lab Code: CHEM Case No.: K6235 SAS No.: K6235

Initial Calibration Source: EPA

Continuing Calibration Source: Inorganic Ventures

Sample ID	Analyte	Result ug/L	True Value	% Recovery	Acceptance Window (%R)	M	Analysis Date	Analysis Time	Run Number
ICV01	Aluminum	2520	2520	100	95 - 105	P	12/12/2019	13:09	LB106729
	Antimony	993	1010	98	95 - 105	P	12/12/2019	13:09	LB106729
	Arsenic	971	997	97	95 - 105	P	12/12/2019	13:09	LB106729
	Barium	509	518	98	95 - 105	P	12/12/2019	13:09	LB106729
	Beryllium	502	514	98	95 - 105	P	12/12/2019	13:09	LB106729
	Cadmium	490	514	95	95 - 105	P	12/12/2019	13:09	LB106729
	Calcium	9880	10000	99	95 - 105	P	12/12/2019	13:09	LB106729
	Chromium	517	517	100	95 - 105	P	12/12/2019	13:09	LB106729
	Cobalt	501	521	96	95 - 105	P	12/12/2019	13:09	LB106729
	Copper	513	505	102	95 - 105	P	12/12/2019	13:09	LB106729
	Iron	9820	10100	97	95 - 105	P	12/12/2019	13:09	LB106729
	Lead	979	1030	95	95 - 105	P	12/12/2019	13:09	LB106729
	Magnesium	5910	5990	99	95 - 105	P	12/12/2019	13:09	LB106729
	Manganese	515	524	98	95 - 105	P	12/12/2019	13:09	LB106729
	Nickel	502	525	96	95 - 105	P	12/12/2019	13:09	LB106729
	Potassium	9630	9940	97	95 - 105	P	12/12/2019	13:09	LB106729
	Selenium	949	1030	92	95 - 105	P	12/12/2019	13:09	LB106729
	Silver	248	252	98	95 - 105	P	12/12/2019	13:09	LB106729
	Sodium	9550	10100	95	95 - 105	P	12/12/2019	13:09	LB106729
	Thallium	991	1040	95	95 - 105	P	12/12/2019	13:09	LB106729
	Vanadium	487	504	97	95 - 105	P	12/12/2019	13:09	LB106729
	Zinc	997	1010	99	95 - 105	P	12/12/2019	13:09	LB106729

Metals

- 2a -

INITIAL AND CONTINUING CALIBRATION VERIFICATION

Client: LiRo Engineers, Inc. **SDG No.:** K6235
Contract: LIRO01 **Lab Code:** CHEM **Case No.:** K6235 **SAS No.:** K6235
Initial Calibration Source: EPA
Continuing Calibration Source: Inorganic Ventures

Sample ID	Analyte	Result ug/L	True Value	% Recovery	Acceptance Window (%R)	M	Analysis Date	Analysis Time	Run Number
LLICV01	Aluminum	103	100	103	80 - 120	P	12/12/2019	13:15	LB106729
	Antimony	55.0	50.0	110	80 - 120	P	12/12/2019	13:15	LB106729
	Arsenic	16.8	20.0	84	80 - 120	P	12/12/2019	13:15	LB106729
	Barium	106	100	106	80 - 120	P	12/12/2019	13:15	LB106729
	Beryllium	6.55	6.0	109	80 - 120	P	12/12/2019	13:15	LB106729
	Cadmium	6.07	6.0	101	80 - 120	P	12/12/2019	13:15	LB106729
	Calcium	2140	2000	107	80 - 120	P	12/12/2019	13:15	LB106729
	Chromium	10.6	10.0	106	80 - 120	P	12/12/2019	13:15	LB106729
	Cobalt	30.9	30.0	103	80 - 120	P	12/12/2019	13:15	LB106729
	Copper	21.7	20.0	108	80 - 120	P	12/12/2019	13:15	LB106729
	Iron	104	100	104	80 - 120	P	12/12/2019	13:15	LB106729
	Lead	10.9	12.0	91	80 - 120	P	12/12/2019	13:15	LB106729
	Magnesium	2140	2000	107	80 - 120	P	12/12/2019	13:15	LB106729
	Manganese	23.1	20.0	115	80 - 120	P	12/12/2019	13:15	LB106729
	Nickel	42.4	40.0	106	80 - 120	P	12/12/2019	13:15	LB106729
	Potassium	1990	2000	99	80 - 120	P	12/12/2019	13:15	LB106729
	Selenium	21.0	20.0	105	80 - 120	P	12/12/2019	13:15	LB106729
	Silver	11.0	10.0	110	80 - 120	P	12/12/2019	13:15	LB106729
	Sodium	2040	2000	102	80 - 120	P	12/12/2019	13:15	LB106729
	Thallium	44.4	40.0	111	80 - 120	P	12/12/2019	13:15	LB106729
	Vanadium	38.0	40.0	95	80 - 120	P	12/12/2019	13:15	LB106729
	Zinc	44.6	40.0	112	80 - 120	P	12/12/2019	13:15	LB106729

Metals

- 2a -

INITIAL AND CONTINUING CALIBRATION VERIFICATION

Client: LiRo Engineers, Inc. **SDG No.:** K6235
Contract: LIRO01 **Lab Code:** CHEM **Case No.:** K6235 **SAS No.:** K6235
Initial Calibration Source: EPA
Continuing Calibration Source: Inorganic Ventures

Sample ID	Analyte	Result ug/L	True Value	% Recovery	Acceptance Window (%R)	M	Analysis Date	Analysis Time	Run Number
CCV01	Aluminum	10100	10000	101	90 - 110	P	12/12/2019	13:36	LB106729
	Antimony	4960	5000	99	90 - 110	P	12/12/2019	13:36	LB106729
	Arsenic	4960	5000	99	90 - 110	P	12/12/2019	13:36	LB106729
	Barium	10100	10000	100	90 - 110	P	12/12/2019	13:36	LB106729
	Beryllium	251	250	100	90 - 110	P	12/12/2019	13:36	LB106729
	Cadmium	2460	2500	98	90 - 110	P	12/12/2019	13:36	LB106729
	Calcium	25000	25000	100	90 - 110	P	12/12/2019	13:36	LB106729
	Chromium	1010	1000	101	90 - 110	P	12/12/2019	13:36	LB106729
	Cobalt	2470	2500	99	90 - 110	P	12/12/2019	13:36	LB106729
	Copper	1240	1250	100	90 - 110	P	12/12/2019	13:36	LB106729
	Iron	5060	5000	101	90 - 110	P	12/12/2019	13:36	LB106729
	Lead	4960	5000	99	90 - 110	P	12/12/2019	13:36	LB106729
	Magnesium	25100	25000	100	90 - 110	P	12/12/2019	13:36	LB106729
	Manganese	2510	2500	100	90 - 110	P	12/12/2019	13:36	LB106729
	Nickel	2480	2500	99	90 - 110	P	12/12/2019	13:36	LB106729
	Potassium	24800	25000	99	90 - 110	P	12/12/2019	13:36	LB106729
	Selenium	4940	5000	99	90 - 110	P	12/12/2019	13:36	LB106729
	Silver	1250	1250	100	90 - 110	P	12/12/2019	13:36	LB106729
	Sodium	24800	25000	99	90 - 110	P	12/12/2019	13:36	LB106729
	Thallium	4990	5000	100	90 - 110	P	12/12/2019	13:36	LB106729
	Vanadium	2500	2500	100	90 - 110	P	12/12/2019	13:36	LB106729
	Zinc	2500	2500	100	90 - 110	P	12/12/2019	13:36	LB106729

Metals

- 2a -

INITIAL AND CONTINUING CALIBRATION VERIFICATION

Client: LiRo Engineers, Inc. **SDG No.:** K6235
Contract: LIRO01 **Lab Code:** CHEM **Case No.:** K6235 **SAS No.:** K6235
Initial Calibration Source: EPA
Continuing Calibration Source: Inorganic Ventures

Sample ID	Analyte	Result ug/L	True Value	% Recovery	Acceptance Window (%R)	M	Analysis Date	Analysis Time	Run Number
LLCCV01	Aluminum	100	100	100	80 - 120	P	12/12/2019	13:40	LB106729
	Antimony	51.1	50.0	102	80 - 120	P	12/12/2019	13:40	LB106729
	Arsenic	19.8	20.0	99	80 - 120	P	12/12/2019	13:40	LB106729
	Barium	101	100	101	80 - 120	P	12/12/2019	13:40	LB106729
	Beryllium	6.31	6.0	105	80 - 120	P	12/12/2019	13:40	LB106729
	Cadmium	6.02	6.0	100	80 - 120	P	12/12/2019	13:40	LB106729
	Calcium	2010	2000	100	80 - 120	P	12/12/2019	13:40	LB106729
	Chromium	10.2	10.0	102	80 - 120	P	12/12/2019	13:40	LB106729
	Cobalt	29.6	30.0	99	80 - 120	P	12/12/2019	13:40	LB106729
	Copper	20.7	20.0	103	80 - 120	P	12/12/2019	13:40	LB106729
	Iron	110	100	110	80 - 120	P	12/12/2019	13:40	LB106729
	Lead	10.8	12.0	90	80 - 120	P	12/12/2019	13:40	LB106729
	Magnesium	2030	2000	101	80 - 120	P	12/12/2019	13:40	LB106729
	Manganese	22.1	20.0	110	80 - 120	P	12/12/2019	13:40	LB106729
	Nickel	40.3	40.0	101	80 - 120	P	12/12/2019	13:40	LB106729
	Potassium	1910	2000	95	80 - 120	P	12/12/2019	13:40	LB106729
	Selenium	20.0	20.0	100	80 - 120	P	12/12/2019	13:40	LB106729
	Silver	10.9	10.0	109	80 - 120	P	12/12/2019	13:40	LB106729
	Sodium	1940	2000	97	80 - 120	P	12/12/2019	13:40	LB106729
	Thallium	42.7	40.0	107	80 - 120	P	12/12/2019	13:40	LB106729
	Vanadium	38.3	40.0	96	80 - 120	P	12/12/2019	13:40	LB106729
	Zinc	41.7	40.0	104	80 - 120	P	12/12/2019	13:40	LB106729

Metals

- 2a -

INITIAL AND CONTINUING CALIBRATION VERIFICATION

Client: LiRo Engineers, Inc. SDG No.: K6235

Contract: LIRO01 Lab Code: CHEM Case No.: K6235 SAS No.: K6235

Initial Calibration Source: EPA

Continuing Calibration Source: Inorganic Ventures

Sample ID	Analyte	Result ug/L	True Value	% Recovery	Acceptance Window (%R)	M	Analysis Date	Analysis Time	Run Number
CCV02	Aluminum	9850	10000	98	90 - 110	P	12/12/2019	14:36	LB106729
	Antimony	4980	5000	100	90 - 110	P	12/12/2019	14:36	LB106729
	Arsenic	5000	5000	100	90 - 110	P	12/12/2019	14:36	LB106729
	Barium	9730	10000	97	90 - 110	P	12/12/2019	14:36	LB106729
	Beryllium	248	250	99	90 - 110	P	12/12/2019	14:36	LB106729
	Cadmium	2450	2500	98	90 - 110	P	12/12/2019	14:36	LB106729
	Calcium	24500	25000	98	90 - 110	P	12/12/2019	14:36	LB106729
	Chromium	1020	1000	102	90 - 110	P	12/12/2019	14:36	LB106729
	Cobalt	2460	2500	99	90 - 110	P	12/12/2019	14:36	LB106729
	Copper	1250	1250	100	90 - 110	P	12/12/2019	14:36	LB106729
	Iron	5080	5000	102	90 - 110	P	12/12/2019	14:36	LB106729
	Lead	4960	5000	99	90 - 110	P	12/12/2019	14:36	LB106729
	Magnesium	24900	25000	100	90 - 110	P	12/12/2019	14:36	LB106729
	Manganese	2470	2500	99	90 - 110	P	12/12/2019	14:36	LB106729
	Nickel	2480	2500	99	90 - 110	P	12/12/2019	14:36	LB106729
	Potassium	25300	25000	101	90 - 110	P	12/12/2019	14:36	LB106729
	Selenium	4950	5000	99	90 - 110	P	12/12/2019	14:36	LB106729
	Silver	1270	1250	101	90 - 110	P	12/12/2019	14:36	LB106729
	Sodium	24800	25000	99	90 - 110	P	12/12/2019	14:36	LB106729
	Thallium	4990	5000	100	90 - 110	P	12/12/2019	14:36	LB106729
	Vanadium	2480	2500	99	90 - 110	P	12/12/2019	14:36	LB106729
	Zinc	2490	2500	100	90 - 110	P	12/12/2019	14:36	LB106729
CCV03	Aluminum	9890	10000	99	90 - 110	P	12/12/2019	15:43	LB106729
	Antimony	4980	5000	100	90 - 110	P	12/12/2019	15:43	LB106729
	Arsenic	4970	5000	100	90 - 110	P	12/12/2019	15:43	LB106729
	Barium	9870	10000	99	90 - 110	P	12/12/2019	15:43	LB106729
	Beryllium	251	250	100	90 - 110	P	12/12/2019	15:43	LB106729
	Cadmium	2450	2500	98	90 - 110	P	12/12/2019	15:43	LB106729
	Calcium	24700	25000	99	90 - 110	P	12/12/2019	15:43	LB106729
	Chromium	1010	1000	101	90 - 110	P	12/12/2019	15:43	LB106729
	Cobalt	2470	2500	99	90 - 110	P	12/12/2019	15:43	LB106729
	Copper	1250	1250	100	90 - 110	P	12/12/2019	15:43	LB106729
	Iron	5010	5000	100	90 - 110	P	12/12/2019	15:43	LB106729
	Lead	4960	5000	99	90 - 110	P	12/12/2019	15:43	LB106729

Metals

- 2a -

INITIAL AND CONTINUING CALIBRATION VERIFICATION

Client: LiRo Engineers, Inc. **SDG No.:** K6235
Contract: LIRO01 **Lab Code:** CHEM **Case No.:** K6235 **SAS No.:** K6235
Initial Calibration Source: EPA
Continuing Calibration Source: Inorganic Ventures

Sample ID	Analyte	Result ug/L	True Value	% Recovery	Acceptance Window (%R)	M	Analysis Date	Analysis Time	Run Number
CCV03	Magnesium	24900	25000	100	90 - 110	P	12/12/2019	15:43	LB106729
	Manganese	2490	2500	100	90 - 110	P	12/12/2019	15:43	LB106729
	Nickel	2480	2500	99	90 - 110	P	12/12/2019	15:43	LB106729
	Potassium	24900	25000	100	90 - 110	P	12/12/2019	15:43	LB106729
	Selenium	4960	5000	99	90 - 110	P	12/12/2019	15:43	LB106729
	Silver	1250	1250	100	90 - 110	P	12/12/2019	15:43	LB106729
	Sodium	24500	25000	98	90 - 110	P	12/12/2019	15:43	LB106729
	Thallium	4970	5000	100	90 - 110	P	12/12/2019	15:43	LB106729
	Vanadium	2480	2500	99	90 - 110	P	12/12/2019	15:43	LB106729
	Zinc	2500	2500	100	90 - 110	P	12/12/2019	15:43	LB106729
CCV04	Aluminum	9950	10000	100	90 - 110	P	12/12/2019	17:19	LB106729
	Antimony	4970	5000	100	90 - 110	P	12/12/2019	17:19	LB106729
	Arsenic	4960	5000	99	90 - 110	P	12/12/2019	17:19	LB106729
	Barium	9780	10000	98	90 - 110	P	12/12/2019	17:19	LB106729
	Beryllium	250	250	100	90 - 110	P	12/12/2019	17:19	LB106729
	Cadmium	2440	2500	98	90 - 110	P	12/12/2019	17:19	LB106729
	Calcium	24700	25000	99	90 - 110	P	12/12/2019	17:19	LB106729
	Chromium	1010	1000	101	90 - 110	P	12/12/2019	17:19	LB106729
	Cobalt	2460	2500	98	90 - 110	P	12/12/2019	17:19	LB106729
	Copper	1250	1250	100	90 - 110	P	12/12/2019	17:19	LB106729
	Iron	5030	5000	101	90 - 110	P	12/12/2019	17:19	LB106729
	Lead	4950	5000	99	90 - 110	P	12/12/2019	17:19	LB106729
	Magnesium	24900	25000	100	90 - 110	P	12/12/2019	17:19	LB106729
	Manganese	2500	2500	100	90 - 110	P	12/12/2019	17:19	LB106729
	Nickel	2460	2500	98	90 - 110	P	12/12/2019	17:19	LB106729
	Potassium	25000	25000	100	90 - 110	P	12/12/2019	17:19	LB106729
	Selenium	4910	5000	98	90 - 110	P	12/12/2019	17:19	LB106729
	Silver	1260	1250	101	90 - 110	P	12/12/2019	17:19	LB106729
	Sodium	24600	25000	98	90 - 110	P	12/12/2019	17:19	LB106729
	Thallium	4960	5000	99	90 - 110	P	12/12/2019	17:19	LB106729
	Vanadium	2480	2500	99	90 - 110	P	12/12/2019	17:19	LB106729
	Zinc	2510	2500	100	90 - 110	P	12/12/2019	17:19	LB106729
CCV05	Aluminum	9960	10000	100	90 - 110	P	12/12/2019	18:11	LB106729
	Antimony	5040	5000	101	90 - 110	P	12/12/2019	18:11	LB106729

Metals

- 2a -

INITIAL AND CONTINUING CALIBRATION VERIFICATION

Client: LiRo Engineers, Inc. SDG No.: K6235

Contract: LIRO01 Lab Code: CHEM Case No.: K6235 SAS No.: K6235

Initial Calibration Source: EPA

Continuing Calibration Source: Inorganic Ventures

Sample ID	Analyte	Result ug/L	True Value	% Recovery	Acceptance Window (%R)	M	Analysis Date	Analysis Time	Run Number
CCV05	Arsenic	5000	5000	100	90 - 110	P	12/12/2019	18:11	LB106729
	Barium	9890	10000	99	90 - 110	P	12/12/2019	18:11	LB106729
	Beryllium	250	250	100	90 - 110	P	12/12/2019	18:11	LB106729
	Cadmium	2480	2500	99	90 - 110	P	12/12/2019	18:11	LB106729
	Calcium	24700	25000	99	90 - 110	P	12/12/2019	18:11	LB106729
	Chromium	1020	1000	102	90 - 110	P	12/12/2019	18:11	LB106729
	Cobalt	2490	2500	100	90 - 110	P	12/12/2019	18:11	LB106729
	Copper	1260	1250	101	90 - 110	P	12/12/2019	18:11	LB106729
	Iron	5120	5000	102	90 - 110	P	12/12/2019	18:11	LB106729
	Lead	5010	5000	100	90 - 110	P	12/12/2019	18:11	LB106729
	Magnesium	25000	25000	100	90 - 110	P	12/12/2019	18:11	LB106729
	Manganese	2500	2500	100	90 - 110	P	12/12/2019	18:11	LB106729
	Nickel	2490	2500	100	90 - 110	P	12/12/2019	18:11	LB106729
	Potassium	25400	25000	102	90 - 110	P	12/12/2019	18:11	LB106729
	Selenium	4990	5000	100	90 - 110	P	12/12/2019	18:11	LB106729
	Silver	1280	1250	102	90 - 110	P	12/12/2019	18:11	LB106729
	Sodium	25100	25000	100	90 - 110	P	12/12/2019	18:11	LB106729
	Thallium	5020	5000	100	90 - 110	P	12/12/2019	18:11	LB106729
	Vanadium	2500	2500	100	90 - 110	P	12/12/2019	18:11	LB106729
	Zinc	2530	2500	101	90 - 110	P	12/12/2019	18:11	LB106729
CCV06	Aluminum	9970	10000	100	90 - 110	P	12/12/2019	18:47	LB106729
	Antimony	5020	5000	100	90 - 110	P	12/12/2019	18:47	LB106729
	Arsenic	4970	5000	100	90 - 110	P	12/12/2019	18:47	LB106729
	Barium	9800	10000	98	90 - 110	P	12/12/2019	18:47	LB106729
	Beryllium	249	250	99	90 - 110	P	12/12/2019	18:47	LB106729
	Cadmium	2470	2500	99	90 - 110	P	12/12/2019	18:47	LB106729
	Calcium	24700	25000	99	90 - 110	P	12/12/2019	18:47	LB106729
	Chromium	1010	1000	102	90 - 110	P	12/12/2019	18:47	LB106729
	Cobalt	2490	2500	99	90 - 110	P	12/12/2019	18:47	LB106729
	Copper	1260	1250	101	90 - 110	P	12/12/2019	18:47	LB106729
	Iron	5090	5000	102	90 - 110	P	12/12/2019	18:47	LB106729
	Lead	4990	5000	100	90 - 110	P	12/12/2019	18:47	LB106729
	Magnesium	25100	25000	100	90 - 110	P	12/12/2019	18:47	LB106729
	Manganese	2490	2500	100	90 - 110	P	12/12/2019	18:47	LB106729

Metals

- 2a -

INITIAL AND CONTINUING CALIBRATION VERIFICATION

Client:	<u>LiRo Engineers, Inc.</u>	SDG No.:	<u>K6235</u>	
Contract:	<u>LIRO01</u>	Lab Code:	<u>CHEM</u>	Case No.: <u>K6235</u> SAS No.: <u>K6235</u>
Initial Calibration Source:	<u>EPA</u>			
Continuing Calibration Source:	Inorganic Ventures			

Sample ID	Analyte	Result	True Value	% Recovery	Acceptance Window (%R)	M	Analysis Date	Analysis Time	Run Number
		ug/L							
CCV06	Nickel	2470	2500	99	90 - 110	P	12/12/2019	18:47	LB106729
	Potassium	25700	25000	103	90 - 110	P	12/12/2019	18:47	LB106729
	Selenium	4980	5000	100	90 - 110	P	12/12/2019	18:47	LB106729
	Silver	1280	1250	102	90 - 110	P	12/12/2019	18:47	LB106729
	Sodium	28100	25000	112	90 - 110	P	12/12/2019	18:47	LB106729
	Thallium	5010	5000	100	90 - 110	P	12/12/2019	18:47	LB106729
	Vanadium	2490	2500	100	90 - 110	P	12/12/2019	18:47	LB106729
	Zinc	2530	2500	101	90 - 110	P	12/12/2019	18:47	LB106729

Metals

- 2b -

CRDL STANDARD FOR AA & ICP

Client: LiRo Engineers, Inc. **SDG No.:** K6235
Contract: LIRO01 **Lab Code:** CHEM **Case No.:** K6235 **SAS No.:** K6235
Initial Calibration Source: _____
Continuing Calibration Source: _____

Sample ID	Analyte	Result ug/L	True Value ug/L	% Recovery	Acceptance Window (%R)	M	Analysis Date	Analysis Time	Run Number
CRI01	Aluminum	114	100	114	40 - 160	P	12/11/2019	12:03	LB106689
	Antimony	56.2	50.0	112	40 - 160	P	12/11/2019	12:03	LB106689
	Arsenic	19.3	20.0	97	40 - 160	P	12/11/2019	12:03	LB106689
	Barium	111	100	111	40 - 160	P	12/11/2019	12:03	LB106689
	Beryllium	6.67	6.0	111	40 - 160	P	12/11/2019	12:03	LB106689
	Cadmium	6.09	6.0	102	40 - 160	P	12/11/2019	12:03	LB106689
	Calcium	2160	2000	108	40 - 160	P	12/11/2019	12:03	LB106689
	Chromium	11.0	10.0	110	40 - 160	P	12/11/2019	12:03	LB106689
	Cobalt	32.0	30.0	107	40 - 160	P	12/11/2019	12:03	LB106689
	Copper	21.9	20.0	110	40 - 160	P	12/11/2019	12:03	LB106689
	Iron	130	100	130	40 - 160	P	12/11/2019	12:03	LB106689
	Lead	11.6	12.0	96	40 - 160	P	12/11/2019	12:03	LB106689
	Magnesium	2160	2000	108	40 - 160	P	12/11/2019	12:03	LB106689
	Manganese	22.7	20.0	114	40 - 160	P	12/11/2019	12:03	LB106689
	Nickel	43.4	40.0	108	40 - 160	P	12/11/2019	12:03	LB106689
	Potassium	2080	2000	104	40 - 160	P	12/11/2019	12:03	LB106689
	Selenium	24.6	20.0	123	40 - 160	P	12/11/2019	12:03	LB106689
	Silver	10.4	10.0	104	40 - 160	P	12/11/2019	12:03	LB106689
	Sodium	2090	2000	104	40 - 160	P	12/11/2019	12:03	LB106689
	Thallium	42.7	40.0	107	40 - 160	P	12/11/2019	12:03	LB106689
	Vanadium	43.5	40.0	109	40 - 160	P	12/11/2019	12:03	LB106689
	Zinc	46.8	40.0	117	40 - 160	P	12/11/2019	12:03	LB106689
CRI01	Aluminum	113	100	114	40 - 160	P	12/12/2019	13:23	LB106729
	Antimony	52.1	50.0	104	40 - 160	P	12/12/2019	13:23	LB106729
	Arsenic	20.9	20.0	104	40 - 160	P	12/12/2019	13:23	LB106729
	Barium	106	100	106	40 - 160	P	12/12/2019	13:23	LB106729
	Beryllium	6.60	6.0	110	40 - 160	P	12/12/2019	13:23	LB106729
	Cadmium	5.88	6.0	98	40 - 160	P	12/12/2019	13:23	LB106729
	Calcium	2120	2000	106	40 - 160	P	12/12/2019	13:23	LB106729
	Chromium	10.5	10.0	106	40 - 160	P	12/12/2019	13:23	LB106729
	Cobalt	31.2	30.0	104	40 - 160	P	12/12/2019	13:23	LB106729
	Copper	22.1	20.0	110	40 - 160	P	12/12/2019	13:23	LB106729
	Iron	107	100	107	40 - 160	P	12/12/2019	13:23	LB106729
	Lead	10.0	12.0	83	40 - 160	P	12/12/2019	13:23	LB106729
	Magnesium	2140	2000	107	40 - 160	P	12/12/2019	13:23	LB106729

Metals

- 2b -

CRDL STANDARD FOR AA & ICP

Client: LiRo Engineers, Inc.

SDG No.: K6235

Contract: LIRO01

Lab Code: CHEM

Case No.: K6235

SAS No.: K6235

Initial Calibration Source:

Continuing Calibration Source:

Sample ID	Analyte	Result ug/L	True Value ug/L	% Recovery	Acceptance Window (%R)	M	Analysis Date	Analysis Time	Run Number
CRI01	Manganese	22.7	20.0	114	40 - 160	P	12/12/2019	13:23	LB106729
	Nickel	42.3	40.0	106	40 - 160	P	12/12/2019	13:23	LB106729
	Potassium	1920	2000	96	40 - 160	P	12/12/2019	13:23	LB106729
	Selenium	22.9	20.0	114	40 - 160	P	12/12/2019	13:23	LB106729
	Silver	11.1	10.0	111	40 - 160	P	12/12/2019	13:23	LB106729
	Sodium	2030	2000	101	40 - 160	P	12/12/2019	13:23	LB106729
	Thallium	43.7	40.0	109	40 - 160	P	12/12/2019	13:23	LB106729
	Vanadium	39.9	40.0	100	40 - 160	P	12/12/2019	13:23	LB106729
	Zinc	44.6	40.0	112	40 - 160	P	12/12/2019	13:23	LB106729
CRA	Mercury	0.23	0.2	113	40 - 160	CV	12/13/2019	10:24	LB106736



284 Sheffield Street, Mountainside, NJ 07092 Phone: 908 789 8900 Fax: 908 789 8922

Metals

- 3a -

INITIAL AND CONTINUING CALIBRATION BLANK SUMMARY

Client: LiRo Engineers, Inc. **SDG No.:** K6235
Contract: LIRO01 **Lab Code:** CHEM **Case No.:** K6235 **SAS No.:** K6235

Sample ID	Analyte	Result ug/L	Acceptance Limit	Conc Qual	CRQL	M	Analysis Date	Analysis Time	Run Number
ICB28	Mercury	0.20	+/-0.20	U	0.20	CV	12/13/2019	10:18	LB106736

Metals

- 3a -

INITIAL AND CONTINUING CALIBRATION BLANK SUMMARY

Client: LiRo Engineers, Inc.

SDG No.: K6235

Contract: LIRO01

Lab Code: CHEM

Case No.: K6235

SAS No.: K6235

Sample ID	Analyte	Result ug/L	Acceptance Limit	Conc Qual	CRQL	M	Analysis Date	Analysis Time	Run Number
CCB16	Mercury	0.20	+/-0.20	U	0.20	CV	12/13/2019	10:22	LB106736
CCB17	Mercury	0.20	+/-0.20	U	0.20	CV	12/13/2019	10:53	LB106736
CCB18	Mercury	0.20	+/-0.20	U	0.20	CV	12/13/2019	11:18	LB106736
CCB19	Mercury	0.20	+/-0.20	U	0.20	CV	12/13/2019	11:35	LB106736

Metals

- 3a -

INITIAL AND CONTINUING CALIBRATION BLANK SUMMARY

Client: LiRo Engineers, Inc.

SDG No.: K6235

Contract: LIRO01

Lab Code: CHEM

Case No.: K6235

SAS No.: K6235

Sample ID	Analyte	Result ug/L	Acceptance Limit	Conc Qual	CRQL	M	Analysis Date	Analysis Time	Run Number
ICB01	Aluminum	100	+/-100	U	100	P	12/11/2019	11:59	LB106689
	Antimony	50.0	+/-50.0	U	50.0	P	12/11/2019	11:59	LB106689
	Arsenic	20.0	+/-20.0	U	20.0	P	12/11/2019	11:59	LB106689
	Barium	100	+/-100	U	100	P	12/11/2019	11:59	LB106689
	Beryllium	6.00	+/-6.00	U	6.00	P	12/11/2019	11:59	LB106689
	Cadmium	6.00	+/-6.00	U	6.00	P	12/11/2019	11:59	LB106689
	Calcium	2000	+/-2000	U	2000	P	12/11/2019	11:59	LB106689
	Chromium	10.0	+/-10.0	U	10.0	P	12/11/2019	11:59	LB106689
	Cobalt	30.0	+/-30.0	U	30.0	P	12/11/2019	11:59	LB106689
	Copper	20.0	+/-20.0	U	20.0	P	12/11/2019	11:59	LB106689
	Iron	100	+/-100	U	100	P	12/11/2019	11:59	LB106689
	Lead	12.0	+/-12.0	U	12.0	P	12/11/2019	11:59	LB106689
	Magnesium	2000	+/-2000	U	2000	P	12/11/2019	11:59	LB106689
	Manganese	20.0	+/-20.0	U	20.0	P	12/11/2019	11:59	LB106689
	Nickel	40.0	+/-40.0	U	40.0	P	12/11/2019	11:59	LB106689
	Potassium	2000	+/-2000	U	2000	P	12/11/2019	11:59	LB106689
	Selenium	20.0	+/-20.0	U	20.0	P	12/11/2019	11:59	LB106689
	Silver	10.0	+/-10.0	U	10.0	P	12/11/2019	11:59	LB106689
	Sodium	2000	+/-2000	U	2000	P	12/11/2019	11:59	LB106689
	Thallium	40.0	+/-40.0	U	40.0	P	12/11/2019	11:59	LB106689
	Vanadium	40.0	+/-40.0	U	40.0	P	12/11/2019	11:59	LB106689
	Zinc	40.0	+/-40.0	U	40.0	P	12/11/2019	11:59	LB106689

Metals

- 3a -

INITIAL AND CONTINUING CALIBRATION BLANK SUMMARY

Client: LiRo Engineers, Inc.

SDG No.: K6235

Contract: LIRO01

Lab Code: CHEM

Case No.: K6235

SAS No.: K6235

Sample ID	Analyte	Result ug/L	Acceptance Limit	Conc Qual	CRQL	M	Analysis Date	Analysis Time	Run Number
CCB01	Aluminum	100	+/-100	U	100	P	12/11/2019	12:27	LB106689
	Antimony	50.0	+/-50.0	U	50.0	P	12/11/2019	12:27	LB106689
	Arsenic	20.0	+/-20.0	U	20.0	P	12/11/2019	12:27	LB106689
	Barium	100	+/-100	U	100	P	12/11/2019	12:27	LB106689
	Beryllium	6.00	+/-6.00	U	6.00	P	12/11/2019	12:27	LB106689
	Cadmium	6.00	+/-6.00	U	6.00	P	12/11/2019	12:27	LB106689
	Calcium	2000	+/-2000	U	2000	P	12/11/2019	12:27	LB106689
	Chromium	10.0	+/-10.0	U	10.0	P	12/11/2019	12:27	LB106689
	Cobalt	30.0	+/-30.0	U	30.0	P	12/11/2019	12:27	LB106689
	Copper	20.0	+/-20.0	U	20.0	P	12/11/2019	12:27	LB106689
	Iron	100	+/-100	U	100	P	12/11/2019	12:27	LB106689
	Lead	12.0	+/-12.0	U	12.0	P	12/11/2019	12:27	LB106689
	Magnesium	2000	+/-2000	U	2000	P	12/11/2019	12:27	LB106689
	Manganese	20.0	+/-20.0	U	20.0	P	12/11/2019	12:27	LB106689
	Nickel	40.0	+/-40.0	U	40.0	P	12/11/2019	12:27	LB106689
	Potassium	2000	+/-2000	U	2000	P	12/11/2019	12:27	LB106689
	Selenium	20.0	+/-20.0	U	20.0	P	12/11/2019	12:27	LB106689
	Silver	10.0	+/-10.0	U	10.0	P	12/11/2019	12:27	LB106689
	Sodium	2000	+/-2000	U	2000	P	12/11/2019	12:27	LB106689
	Thallium	40.0	+/-40.0	U	40.0	P	12/11/2019	12:27	LB106689
	Vanadium	40.0	+/-40.0	U	40.0	P	12/11/2019	12:27	LB106689
	Zinc	40.0	+/-40.0	U	40.0	P	12/11/2019	12:27	LB106689
CCB02	Aluminum	100	+/-100	U	100	P	12/11/2019	15:33	LB106689
	Antimony	50.0	+/-50.0	U	50.0	P	12/11/2019	15:33	LB106689
	Arsenic	20.0	+/-20.0	U	20.0	P	12/11/2019	15:33	LB106689
	Barium	100	+/-100	U	100	P	12/11/2019	15:33	LB106689
	Beryllium	6.00	+/-6.00	U	6.00	P	12/11/2019	15:33	LB106689
	Cadmium	6.00	+/-6.00	U	6.00	P	12/11/2019	15:33	LB106689
	Calcium	2000	+/-2000	U	2000	P	12/11/2019	15:33	LB106689
	Chromium	10.0	+/-10.0	U	10.0	P	12/11/2019	15:33	LB106689
	Cobalt	30.0	+/-30.0	U	30.0	P	12/11/2019	15:33	LB106689
	Copper	1.01	+/-20.0	J	20.0	P	12/11/2019	15:33	LB106689
	Iron	100	+/-100	U	100	P	12/11/2019	15:33	LB106689
	Lead	12.0	+/-12.0	U	12.0	P	12/11/2019	15:33	LB106689
	Magnesium	2000	+/-2000	U	2000	P	12/11/2019	15:33	LB106689
	Manganese	20.0	+/-20.0	U	20.0	P	12/11/2019	15:33	LB106689
	Nickel	40.0	+/-40.0	U	40.0	P	12/11/2019	15:33	LB106689
	Potassium	2000	+/-2000	U	2000	P	12/11/2019	15:33	LB106689
	Selenium	20.0	+/-20.0	U	20.0	P	12/11/2019	15:33	LB106689
	Silver	10.0	+/-10.0	U	10.0	P	12/11/2019	15:33	LB106689

Metals

- 3a -

INITIAL AND CONTINUING CALIBRATION BLANK SUMMARY

Client: LiRo Engineers, Inc.

SDG No.: K6235

Contract: LIRO01

Lab Code: CHEM

Case No.: K6235

SAS No.: K6235

Sample ID	Analyte	Result ug/L	Acceptance Limit	Conc Qual	CRQL	M	Analysis Date	Analysis Time	Run Number
CCB02	Sodium	2000	+/-2000	U	2000	P	12/11/2019	15:33	LB106689
	Thallium	40.0	+/-40.0	U	40.0	P	12/11/2019	15:33	LB106689
	Vanadium	40.0	+/-40.0	U	40.0	P	12/11/2019	15:33	LB106689
	Zinc	40.0	+/-40.0	U	40.0	P	12/11/2019	15:33	LB106689
CCB03	Aluminum	100	+/-100	U	100	P	12/11/2019	16:53	LB106689
	Antimony	50.0	+/-50.0	U	50.0	P	12/11/2019	16:53	LB106689
	Arsenic	20.0	+/-20.0	U	20.0	P	12/11/2019	16:53	LB106689
	Barium	100	+/-100	U	100	P	12/11/2019	16:53	LB106689
	Beryllium	6.00	+/-6.00	U	6.00	P	12/11/2019	16:53	LB106689
	Cadmium	6.00	+/-6.00	U	6.00	P	12/11/2019	16:53	LB106689
	Calcium	2000	+/-2000	U	2000	P	12/11/2019	16:53	LB106689
	Chromium	10.0	+/-10.0	U	10.0	P	12/11/2019	16:53	LB106689
	Cobalt	30.0	+/-30.0	U	30.0	P	12/11/2019	16:53	LB106689
	Copper	20.0	+/-20.0	U	20.0	P	12/11/2019	16:53	LB106689
	Iron	100	+/-100	U	100	P	12/11/2019	16:53	LB106689
	Lead	12.0	+/-12.0	U	12.0	P	12/11/2019	16:53	LB106689
	Magnesium	2000	+/-2000	U	2000	P	12/11/2019	16:53	LB106689
	Manganese	20.0	+/-20.0	U	20.0	P	12/11/2019	16:53	LB106689
	Nickel	40.0	+/-40.0	U	40.0	P	12/11/2019	16:53	LB106689
	Potassium	2000	+/-2000	U	2000	P	12/11/2019	16:53	LB106689
	Selenium	20.0	+/-20.0	U	20.0	P	12/11/2019	16:53	LB106689
	Silver	10.0	+/-10.0	U	10.0	P	12/11/2019	16:53	LB106689
	Sodium	2000	+/-2000	U	2000	P	12/11/2019	16:53	LB106689
	Thallium	40.0	+/-40.0	U	40.0	P	12/11/2019	16:53	LB106689
	Vanadium	40.0	+/-40.0	U	40.0	P	12/11/2019	16:53	LB106689
	Zinc	40.0	+/-40.0	U	40.0	P	12/11/2019	16:53	LB106689
CCB04	Aluminum	100	+/-100	U	100	P	12/11/2019	17:46	LB106689
	Antimony	50.0	+/-50.0	U	50.0	P	12/11/2019	17:46	LB106689
	Arsenic	20.0	+/-20.0	U	20.0	P	12/11/2019	17:46	LB106689
	Barium	100	+/-100	U	100	P	12/11/2019	17:46	LB106689
	Beryllium	6.00	+/-6.00	U	6.00	P	12/11/2019	17:46	LB106689
	Cadmium	6.00	+/-6.00	U	6.00	P	12/11/2019	17:46	LB106689
	Calcium	2000	+/-2000	U	2000	P	12/11/2019	17:46	LB106689
	Chromium	10.0	+/-10.0	U	10.0	P	12/11/2019	17:46	LB106689
	Cobalt	30.0	+/-30.0	U	30.0	P	12/11/2019	17:46	LB106689
	Copper	20.0	+/-20.0	U	20.0	P	12/11/2019	17:46	LB106689
	Iron	100	+/-100	U	100	P	12/11/2019	17:46	LB106689
	Lead	12.0	+/-12.0	U	12.0	P	12/11/2019	17:46	LB106689
	Magnesium	2000	+/-2000	U	2000	P	12/11/2019	17:46	LB106689
	Manganese	20.0	+/-20.0	U	20.0	P	12/11/2019	17:46	LB106689

Metals

- 3a -

INITIAL AND CONTINUING CALIBRATION BLANK SUMMARY

Client: LiRo Engineers, Inc.

SDG No.: K6235

Contract: LIRO01

Lab Code: CHEM

Case No.: K6235

SAS No.: K6235

Sample ID	Analyte	Result ug/L	Acceptance Limit	Conc Qual	CRQL	M	Analysis Date	Analysis Time	Run Number
CCB04	Nickel	40.0	+/-40.0	U	40.0	P	12/11/2019	17:46	LB106689
	Potassium	2000	+/-2000	U	2000	P	12/11/2019	17:46	LB106689
	Selenium	20.0	+/-20.0	U	20.0	P	12/11/2019	17:46	LB106689
	Silver	10.0	+/-10.0	U	10.0	P	12/11/2019	17:46	LB106689
	Sodium	2000	+/-2000	U	2000	P	12/11/2019	17:46	LB106689
	Thallium	40.0	+/-40.0	U	40.0	P	12/11/2019	17:46	LB106689
	Vanadium	40.0	+/-40.0	U	40.0	P	12/11/2019	17:46	LB106689
	Zinc	40.0	+/-40.0	U	40.0	P	12/11/2019	17:46	LB106689
CCB05	Aluminum	100	+/-100	U	100	P	12/11/2019	18:34	LB106689
	Antimony	50.0	+/-50.0	U	50.0	P	12/11/2019	18:34	LB106689
	Arsenic	20.0	+/-20.0	U	20.0	P	12/11/2019	18:34	LB106689
	Barium	100	+/-100	U	100	P	12/11/2019	18:34	LB106689
	Beryllium	6.00	+/-6.00	U	6.00	P	12/11/2019	18:34	LB106689
	Cadmium	6.00	+/-6.00	U	6.00	P	12/11/2019	18:34	LB106689
	Calcium	2000	+/-2000	U	2000	P	12/11/2019	18:34	LB106689
	Chromium	10.0	+/-10.0	U	10.0	P	12/11/2019	18:34	LB106689
	Cobalt	30.0	+/-30.0	U	30.0	P	12/11/2019	18:34	LB106689
	Copper	20.0	+/-20.0	U	20.0	P	12/11/2019	18:34	LB106689
	Iron	100	+/-100	U	100	P	12/11/2019	18:34	LB106689
	Lead	12.0	+/-12.0	U	12.0	P	12/11/2019	18:34	LB106689
	Magnesium	2000	+/-2000	U	2000	P	12/11/2019	18:34	LB106689
	Manganese	20.0	+/-20.0	U	20.0	P	12/11/2019	18:34	LB106689
	Nickel	40.0	+/-40.0	U	40.0	P	12/11/2019	18:34	LB106689
	Potassium	2000	+/-2000	U	2000	P	12/11/2019	18:34	LB106689
	Selenium	20.0	+/-20.0	U	20.0	P	12/11/2019	18:34	LB106689
	Silver	10.0	+/-10.0	U	10.0	P	12/11/2019	18:34	LB106689
	Sodium	2000	+/-2000	U	2000	P	12/11/2019	18:34	LB106689
	Thallium	40.0	+/-40.0	U	40.0	P	12/11/2019	18:34	LB106689
	Vanadium	40.0	+/-40.0	U	40.0	P	12/11/2019	18:34	LB106689
	Zinc	40.0	+/-40.0	U	40.0	P	12/11/2019	18:34	LB106689
CCB06	Aluminum	100	+/-100	U	100	P	12/11/2019	19:21	LB106689
	Antimony	50.0	+/-50.0	U	50.0	P	12/11/2019	19:21	LB106689
	Arsenic	20.0	+/-20.0	U	20.0	P	12/11/2019	19:21	LB106689
	Barium	100	+/-100	U	100	P	12/11/2019	19:21	LB106689
	Beryllium	6.00	+/-6.00	U	6.00	P	12/11/2019	19:21	LB106689
	Cadmium	6.00	+/-6.00	U	6.00	P	12/11/2019	19:21	LB106689
	Calcium	2000	+/-2000	U	2000	P	12/11/2019	19:21	LB106689
	Chromium	10.0	+/-10.0	U	10.0	P	12/11/2019	19:21	LB106689
	Cobalt	30.0	+/-30.0	U	30.0	P	12/11/2019	19:21	LB106689
	Copper	20.0	+/-20.0	U	20.0	P	12/11/2019	19:21	LB106689

Metals

- 3a -

INITIAL AND CONTINUING CALIBRATION BLANK SUMMARY

Client: LiRo Engineers, Inc.

SDG No.: K6235

Contract: LIRO01

Lab Code: CHEM

Case No.: K6235

SAS No.: K6235

Sample ID	Analyte	Result ug/L	Acceptance Limit	Conc Qual	CRQL	M	Analysis Date	Analysis Time	Run Number
CCB06	Iron	100	+/-100	U	100	P	12/11/2019	19:21	LB106689
	Lead	12.0	+/-12.0	U	12.0	P	12/11/2019	19:21	LB106689
	Magnesium	2000	+/-2000	U	2000	P	12/11/2019	19:21	LB106689
	Manganese	20.0	+/-20.0	U	20.0	P	12/11/2019	19:21	LB106689
	Nickel	40.0	+/-40.0	U	40.0	P	12/11/2019	19:21	LB106689
	Potassium	2000	+/-2000	U	2000	P	12/11/2019	19:21	LB106689
	Selenium	20.0	+/-20.0	U	20.0	P	12/11/2019	19:21	LB106689
	Silver	10.0	+/-10.0	U	10.0	P	12/11/2019	19:21	LB106689
	Sodium	2000	+/-2000	U	2000	P	12/11/2019	19:21	LB106689
	Thallium	40.0	+/-40.0	U	40.0	P	12/11/2019	19:21	LB106689
	Vanadium	40.0	+/-40.0	U	40.0	P	12/11/2019	19:21	LB106689
	Zinc	40.0	+/-40.0	U	40.0	P	12/11/2019	19:21	LB106689
CCB07	Aluminum	100	+/-100	U	100	P	12/11/2019	20:08	LB106689
	Antimony	50.0	+/-50.0	U	50.0	P	12/11/2019	20:08	LB106689
	Arsenic	20.0	+/-20.0	U	20.0	P	12/11/2019	20:08	LB106689
	Barium	41.7	+/-100	J	100	P	12/11/2019	20:08	LB106689
	Beryllium	6.00	+/-6.00	U	6.00	P	12/11/2019	20:08	LB106689
	Cadmium	6.00	+/-6.00	U	6.00	P	12/11/2019	20:08	LB106689
	Calcium	2000	+/-2000	U	2000	P	12/11/2019	20:08	LB106689
	Chromium	10.0	+/-10.0	U	10.0	P	12/11/2019	20:08	LB106689
	Cobalt	30.0	+/-30.0	U	30.0	P	12/11/2019	20:08	LB106689
	Copper	20.0	+/-20.0	U	20.0	P	12/11/2019	20:08	LB106689
	Iron	100	+/-100	U	100	P	12/11/2019	20:08	LB106689
	Lead	12.0	+/-12.0	U	12.0	P	12/11/2019	20:08	LB106689
	Magnesium	2000	+/-2000	U	2000	P	12/11/2019	20:08	LB106689
	Manganese	20.0	+/-20.0	U	20.0	P	12/11/2019	20:08	LB106689
	Nickel	40.0	+/-40.0	U	40.0	P	12/11/2019	20:08	LB106689
	Potassium	2000	+/-2000	U	2000	P	12/11/2019	20:08	LB106689
	Selenium	20.0	+/-20.0	U	20.0	P	12/11/2019	20:08	LB106689
	Silver	10.0	+/-10.0	U	10.0	P	12/11/2019	20:08	LB106689
	Sodium	2000	+/-2000	U	2000	P	12/11/2019	20:08	LB106689
	Thallium	40.0	+/-40.0	U	40.0	P	12/11/2019	20:08	LB106689
	Vanadium	40.0	+/-40.0	U	40.0	P	12/11/2019	20:08	LB106689
	Zinc	40.0	+/-40.0	U	40.0	P	12/11/2019	20:08	LB106689
CCB08	Aluminum	100	+/-100	U	100	P	12/11/2019	20:56	LB106689
	Antimony	50.0	+/-50.0	U	50.0	P	12/11/2019	20:56	LB106689
	Arsenic	20.0	+/-20.0	U	20.0	P	12/11/2019	20:56	LB106689
	Barium	100	+/-100	U	100	P	12/11/2019	20:56	LB106689
	Beryllium	6.00	+/-6.00	U	6.00	P	12/11/2019	20:56	LB106689
	Cadmium	6.00	+/-6.00	U	6.00	P	12/11/2019	20:56	LB106689

Metals

- 3a -

INITIAL AND CONTINUING CALIBRATION BLANK SUMMARY

Client: LiRo Engineers, Inc.

SDG No.: K6235

Contract: LIRO01

Lab Code: CHEM

Case No.: K6235

SAS No.: K6235

Sample ID	Analyte	Result ug/L	Acceptance Limit	Conc Qual	CRQL	M	Analysis Date	Analysis Time	Run Number
CCB08	Calcium	2000	+/-2000	U	2000	P	12/11/2019	20:56	LB106689
	Chromium	10.0	+/-10.0	U	10.0	P	12/11/2019	20:56	LB106689
	Cobalt	30.0	+/-30.0	U	30.0	P	12/11/2019	20:56	LB106689
	Copper	20.0	+/-20.0	U	20.0	P	12/11/2019	20:56	LB106689
	Iron	100	+/-100	U	100	P	12/11/2019	20:56	LB106689
	Lead	12.0	+/-12.0	U	12.0	P	12/11/2019	20:56	LB106689
	Magnesium	2000	+/-2000	U	2000	P	12/11/2019	20:56	LB106689
	Manganese	20.0	+/-20.0	U	20.0	P	12/11/2019	20:56	LB106689
	Nickel	40.0	+/-40.0	U	40.0	P	12/11/2019	20:56	LB106689
	Potassium	2000	+/-2000	U	2000	P	12/11/2019	20:56	LB106689
	Selenium	20.0	+/-20.0	U	20.0	P	12/11/2019	20:56	LB106689
	Silver	0.91	+/-10.0	J	10.0	P	12/11/2019	20:56	LB106689
	Sodium	2000	+/-2000	U	2000	P	12/11/2019	20:56	LB106689
	Thallium	40.0	+/-40.0	U	40.0	P	12/11/2019	20:56	LB106689
	Vanadium	40.0	+/-40.0	U	40.0	P	12/11/2019	20:56	LB106689
	Zinc	40.0	+/-40.0	U	40.0	P	12/11/2019	20:56	LB106689
CCB09	Aluminum	100	+/-100	U	100	P	12/11/2019	21:43	LB106689
	Antimony	50.0	+/-50.0	U	50.0	P	12/11/2019	21:43	LB106689
	Arsenic	20.0	+/-20.0	U	20.0	P	12/11/2019	21:43	LB106689
	Barium	100	+/-100	U	100	P	12/11/2019	21:43	LB106689
	Beryllium	6.00	+/-6.00	U	6.00	P	12/11/2019	21:43	LB106689
	Cadmium	6.00	+/-6.00	U	6.00	P	12/11/2019	21:43	LB106689
	Calcium	2000	+/-2000	U	2000	P	12/11/2019	21:43	LB106689
	Chromium	10.0	+/-10.0	U	10.0	P	12/11/2019	21:43	LB106689
	Cobalt	30.0	+/-30.0	U	30.0	P	12/11/2019	21:43	LB106689
	Copper	20.0	+/-20.0	U	20.0	P	12/11/2019	21:43	LB106689
	Iron	100	+/-100	U	100	P	12/11/2019	21:43	LB106689
	Lead	12.0	+/-12.0	U	12.0	P	12/11/2019	21:43	LB106689
	Magnesium	2000	+/-2000	U	2000	P	12/11/2019	21:43	LB106689
	Manganese	20.0	+/-20.0	U	20.0	P	12/11/2019	21:43	LB106689
	Nickel	40.0	+/-40.0	U	40.0	P	12/11/2019	21:43	LB106689
	Potassium	2000	+/-2000	U	2000	P	12/11/2019	21:43	LB106689
	Selenium	20.0	+/-20.0	U	20.0	P	12/11/2019	21:43	LB106689
	Silver	0.57	+/-10.0	J	10.0	P	12/11/2019	21:43	LB106689
	Sodium	2000	+/-2000	U	2000	P	12/11/2019	21:43	LB106689
	Thallium	40.0	+/-40.0	U	40.0	P	12/11/2019	21:43	LB106689
	Vanadium	40.0	+/-40.0	U	40.0	P	12/11/2019	21:43	LB106689
	Zinc	40.0	+/-40.0	U	40.0	P	12/11/2019	21:43	LB106689
CCB10	Aluminum	100	+/-100	U	100	P	12/11/2019	22:32	LB106689
	Antimony	50.0	+/-50.0	U	50.0	P	12/11/2019	22:32	LB106689

Metals

- 3a -

INITIAL AND CONTINUING CALIBRATION BLANK SUMMARY

Client: LiRo Engineers, Inc.

SDG No.: K6235

Contract: LIRO01

Lab Code: CHEM

Case No.: K6235

SAS No.: K6235

Sample ID	Analyte	Result ug/L	Acceptance Limit	Conc Qual	CRQL	M	Analysis Date	Analysis Time	Run Number
CCB10	Arsenic	20.0	+/-20.0	U	20.0	P	12/11/2019	22:32	LB106689
	Barium	100	+/-100	U	100	P	12/11/2019	22:32	LB106689
	Beryllium	6.00	+/-6.00	U	6.00	P	12/11/2019	22:32	LB106689
	Cadmium	6.00	+/-6.00	U	6.00	P	12/11/2019	22:32	LB106689
	Calcium	2000	+/-2000	U	2000	P	12/11/2019	22:32	LB106689
	Chromium	10.0	+/-10.0	U	10.0	P	12/11/2019	22:32	LB106689
	Cobalt	30.0	+/-30.0	U	30.0	P	12/11/2019	22:32	LB106689
	Copper	20.0	+/-20.0	U	20.0	P	12/11/2019	22:32	LB106689
	Iron	100	+/-100	U	100	P	12/11/2019	22:32	LB106689
	Lead	12.0	+/-12.0	U	12.0	P	12/11/2019	22:32	LB106689
	Magnesium	2000	+/-2000	U	2000	P	12/11/2019	22:32	LB106689
	Manganese	20.0	+/-20.0	U	20.0	P	12/11/2019	22:32	LB106689
	Nickel	40.0	+/-40.0	U	40.0	P	12/11/2019	22:32	LB106689
	Potassium	2000	+/-2000	U	2000	P	12/11/2019	22:32	LB106689
	Selenium	20.0	+/-20.0	U	20.0	P	12/11/2019	22:32	LB106689
	Silver	10.0	+/-10.0	U	10.0	P	12/11/2019	22:32	LB106689
	Sodium	2000	+/-2000	U	2000	P	12/11/2019	22:32	LB106689
	Thallium	40.0	+/-40.0	U	40.0	P	12/11/2019	22:32	LB106689
	Vanadium	40.0	+/-40.0	U	40.0	P	12/11/2019	22:32	LB106689
	Zinc	40.0	+/-40.0	U	40.0	P	12/11/2019	22:32	LB106689
CCB11	Aluminum	100	+/-100	U	100	P	12/11/2019	23:22	LB106689
	Antimony	50.0	+/-50.0	U	50.0	P	12/11/2019	23:22	LB106689
	Arsenic	20.0	+/-20.0	U	20.0	P	12/11/2019	23:22	LB106689
	Barium	100	+/-100	U	100	P	12/11/2019	23:22	LB106689
	Beryllium	6.00	+/-6.00	U	6.00	P	12/11/2019	23:22	LB106689
	Cadmium	6.00	+/-6.00	U	6.00	P	12/11/2019	23:22	LB106689
	Calcium	2000	+/-2000	U	2000	P	12/11/2019	23:22	LB106689
	Chromium	10.0	+/-10.0	U	10.0	P	12/11/2019	23:22	LB106689
	Cobalt	30.0	+/-30.0	U	30.0	P	12/11/2019	23:22	LB106689
	Copper	20.0	+/-20.0	U	20.0	P	12/11/2019	23:22	LB106689
	Iron	100	+/-100	U	100	P	12/11/2019	23:22	LB106689
	Lead	12.0	+/-12.0	U	12.0	P	12/11/2019	23:22	LB106689
	Magnesium	2000	+/-2000	U	2000	P	12/11/2019	23:22	LB106689
	Manganese	20.0	+/-20.0	U	20.0	P	12/11/2019	23:22	LB106689
	Nickel	40.0	+/-40.0	U	40.0	P	12/11/2019	23:22	LB106689
	Potassium	2000	+/-2000	U	2000	P	12/11/2019	23:22	LB106689
	Selenium	20.0	+/-20.0	U	20.0	P	12/11/2019	23:22	LB106689
	Silver	10.0	+/-10.0	U	10.0	P	12/11/2019	23:22	LB106689
	Sodium	2000	+/-2000	U	2000	P	12/11/2019	23:22	LB106689
	Thallium	40.0	+/-40.0	U	40.0	P	12/11/2019	23:22	LB106689

Metals

- 3a -

INITIAL AND CONTINUING CALIBRATION BLANK SUMMARY

Client: LiRo Engineers, Inc.

SDG No.: K6235

Contract: LIRO01

Lab Code: CHEM

Case No.: K6235

SAS No.: K6235

Sample ID	Analyte	Result ug/L	Acceptance Limit	Conc Qual	CRQL	M	Analysis Date	Analysis Time	Run Number
CCB11	Vanadium	40.0	+/-40.0	U	40.0	P	12/11/2019	23:22	LB106689
	Zinc	40.0	+/-40.0	U	40.0	P	12/11/2019	23:22	LB106689

Metals

- 3a -

INITIAL AND CONTINUING CALIBRATION BLANK SUMMARY

Client: LiRo Engineers, Inc.

SDG No.: K6235

Contract: LIRO01

Lab Code: CHEM

Case No.: K6235

SAS No.: K6235

Sample ID	Analyte	Result ug/L	Acceptance Limit	Conc Qual	CRQL	M	Analysis Date	Analysis Time	Run Number
ICB01	Aluminum	100	+/-100	U	100	P	12/12/2019	13:19	LB106729
	Antimony	50.0	+/-50.0	U	50.0	P	12/12/2019	13:19	LB106729
	Arsenic	20.0	+/-20.0	U	20.0	P	12/12/2019	13:19	LB106729
	Barium	100	+/-100	U	100	P	12/12/2019	13:19	LB106729
	Beryllium	6.00	+/-6.00	U	6.00	P	12/12/2019	13:19	LB106729
	Cadmium	6.00	+/-6.00	U	6.00	P	12/12/2019	13:19	LB106729
	Calcium	2000	+/-2000	U	2000	P	12/12/2019	13:19	LB106729
	Chromium	10.0	+/-10.0	U	10.0	P	12/12/2019	13:19	LB106729
	Cobalt	30.0	+/-30.0	U	30.0	P	12/12/2019	13:19	LB106729
	Copper	20.0	+/-20.0	U	20.0	P	12/12/2019	13:19	LB106729
	Iron	100	+/-100	U	100	P	12/12/2019	13:19	LB106729
	Lead	12.0	+/-12.0	U	12.0	P	12/12/2019	13:19	LB106729
	Magnesium	2000	+/-2000	U	2000	P	12/12/2019	13:19	LB106729
	Manganese	20.0	+/-20.0	U	20.0	P	12/12/2019	13:19	LB106729
	Nickel	40.0	+/-40.0	U	40.0	P	12/12/2019	13:19	LB106729
	Potassium	2000	+/-2000	U	2000	P	12/12/2019	13:19	LB106729
	Selenium	20.0	+/-20.0	U	20.0	P	12/12/2019	13:19	LB106729
	Silver	10.0	+/-10.0	U	10.0	P	12/12/2019	13:19	LB106729
	Sodium	2000	+/-2000	U	2000	P	12/12/2019	13:19	LB106729
	Thallium	40.0	+/-40.0	U	40.0	P	12/12/2019	13:19	LB106729
	Vanadium	40.0	+/-40.0	U	40.0	P	12/12/2019	13:19	LB106729
	Zinc	40.0	+/-40.0	U	40.0	P	12/12/2019	13:19	LB106729

Metals

- 3a -

INITIAL AND CONTINUING CALIBRATION BLANK SUMMARY

Client: LiRo Engineers, Inc.

SDG No.: K6235

Contract: LIRO01

Lab Code: CHEM

Case No.: K6235

SAS No.: K6235

Sample ID	Analyte	Result ug/L	Acceptance Limit	Conc Qual	CRQL	M	Analysis Date	Analysis Time	Run Number
CCB01	Aluminum	100	+/-100	U	100	P	12/12/2019	13:44	LB106729
	Antimony	50.0	+/-50.0	U	50.0	P	12/12/2019	13:44	LB106729
	Arsenic	20.0	+/-20.0	U	20.0	P	12/12/2019	13:44	LB106729
	Barium	100	+/-100	U	100	P	12/12/2019	13:44	LB106729
	Beryllium	6.00	+/-6.00	U	6.00	P	12/12/2019	13:44	LB106729
	Cadmium	6.00	+/-6.00	U	6.00	P	12/12/2019	13:44	LB106729
	Calcium	2000	+/-2000	U	2000	P	12/12/2019	13:44	LB106729
	Chromium	10.0	+/-10.0	U	10.0	P	12/12/2019	13:44	LB106729
	Cobalt	30.0	+/-30.0	U	30.0	P	12/12/2019	13:44	LB106729
	Copper	20.0	+/-20.0	U	20.0	P	12/12/2019	13:44	LB106729
	Iron	100	+/-100	U	100	P	12/12/2019	13:44	LB106729
	Lead	12.0	+/-12.0	U	12.0	P	12/12/2019	13:44	LB106729
	Magnesium	2000	+/-2000	U	2000	P	12/12/2019	13:44	LB106729
	Manganese	20.0	+/-20.0	U	20.0	P	12/12/2019	13:44	LB106729
	Nickel	40.0	+/-40.0	U	40.0	P	12/12/2019	13:44	LB106729
	Potassium	2000	+/-2000	U	2000	P	12/12/2019	13:44	LB106729
	Selenium	20.0	+/-20.0	U	20.0	P	12/12/2019	13:44	LB106729
	Silver	10.0	+/-10.0	U	10.0	P	12/12/2019	13:44	LB106729
	Sodium	2000	+/-2000	U	2000	P	12/12/2019	13:44	LB106729
	Thallium	40.0	+/-40.0	U	40.0	P	12/12/2019	13:44	LB106729
	Vanadium	40.0	+/-40.0	U	40.0	P	12/12/2019	13:44	LB106729
	Zinc	40.0	+/-40.0	U	40.0	P	12/12/2019	13:44	LB106729
CCB02	Aluminum	100	+/-100	U	100	P	12/12/2019	14:59	LB106729
	Antimony	50.0	+/-50.0	U	50.0	P	12/12/2019	14:59	LB106729
	Arsenic	20.0	+/-20.0	U	20.0	P	12/12/2019	14:59	LB106729
	Barium	100	+/-100	U	100	P	12/12/2019	14:59	LB106729
	Beryllium	6.00	+/-6.00	U	6.00	P	12/12/2019	14:59	LB106729
	Cadmium	6.00	+/-6.00	U	6.00	P	12/12/2019	14:59	LB106729
	Calcium	2000	+/-2000	U	2000	P	12/12/2019	14:59	LB106729
	Chromium	10.0	+/-10.0	U	10.0	P	12/12/2019	14:59	LB106729
	Cobalt	30.0	+/-30.0	U	30.0	P	12/12/2019	14:59	LB106729
	Copper	20.0	+/-20.0	U	20.0	P	12/12/2019	14:59	LB106729
	Iron	100	+/-100	U	100	P	12/12/2019	14:59	LB106729
	Lead	12.0	+/-12.0	U	12.0	P	12/12/2019	14:59	LB106729
	Magnesium	2000	+/-2000	U	2000	P	12/12/2019	14:59	LB106729
	Manganese	20.0	+/-20.0	U	20.0	P	12/12/2019	14:59	LB106729
	Nickel	40.0	+/-40.0	U	40.0	P	12/12/2019	14:59	LB106729
	Potassium	2000	+/-2000	U	2000	P	12/12/2019	14:59	LB106729
	Selenium	20.0	+/-20.0	U	20.0	P	12/12/2019	14:59	LB106729
	Silver	10.0	+/-10.0	U	10.0	P	12/12/2019	14:59	LB106729

Metals

- 3a -

INITIAL AND CONTINUING CALIBRATION BLANK SUMMARY

Client: LiRo Engineers, Inc.

SDG No.: K6235

Contract: LIRO01

Lab Code: CHEM

Case No.: K6235

SAS No.: K6235

Sample ID	Analyte	Result ug/L	Acceptance Limit	Conc Qual	CRQL	M	Analysis Date	Analysis Time	Run Number
CCB02	Sodium	2000	+/-2000	U	2000	P	12/12/2019	14:59	LB106729
	Thallium	40.0	+/-40.0	U	40.0	P	12/12/2019	14:59	LB106729
	Vanadium	40.0	+/-40.0	U	40.0	P	12/12/2019	14:59	LB106729
	Zinc	40.0	+/-40.0	U	40.0	P	12/12/2019	14:59	LB106729
CCB03	Aluminum	100	+/-100	U	100	P	12/12/2019	15:47	LB106729
	Antimony	50.0	+/-50.0	U	50.0	P	12/12/2019	15:47	LB106729
	Arsenic	2.94	+/-20.0	J	20.0	P	12/12/2019	15:47	LB106729
	Barium	100	+/-100	U	100	P	12/12/2019	15:47	LB106729
	Beryllium	6.00	+/-6.00	U	6.00	P	12/12/2019	15:47	LB106729
	Cadmium	0.40	+/-6.00	J	6.00	P	12/12/2019	15:47	LB106729
	Calcium	2000	+/-2000	U	2000	P	12/12/2019	15:47	LB106729
	Chromium	10.0	+/-10.0	U	10.0	P	12/12/2019	15:47	LB106729
	Cobalt	30.0	+/-30.0	U	30.0	P	12/12/2019	15:47	LB106729
	Copper	20.0	+/-20.0	U	20.0	P	12/12/2019	15:47	LB106729
	Iron	100	+/-100	U	100	P	12/12/2019	15:47	LB106729
	Lead	12.0	+/-12.0	U	12.0	P	12/12/2019	15:47	LB106729
	Magnesium	2000	+/-2000	U	2000	P	12/12/2019	15:47	LB106729
	Manganese	20.0	+/-20.0	U	20.0	P	12/12/2019	15:47	LB106729
	Nickel	40.0	+/-40.0	U	40.0	P	12/12/2019	15:47	LB106729
	Potassium	2000	+/-2000	U	2000	P	12/12/2019	15:47	LB106729
	Selenium	20.0	+/-20.0	U	20.0	P	12/12/2019	15:47	LB106729
	Silver	0.39	+/-10.0	J	10.0	P	12/12/2019	15:47	LB106729
	Sodium	2000	+/-2000	U	2000	P	12/12/2019	15:47	LB106729
	Thallium	40.0	+/-40.0	U	40.0	P	12/12/2019	15:47	LB106729
	Vanadium	40.0	+/-40.0	U	40.0	P	12/12/2019	15:47	LB106729
	Zinc	40.0	+/-40.0	U	40.0	P	12/12/2019	15:47	LB106729
CCB04	Aluminum	100	+/-100	U	100	P	12/12/2019	17:23	LB106729
	Antimony	50.0	+/-50.0	U	50.0	P	12/12/2019	17:23	LB106729
	Arsenic	20.0	+/-20.0	U	20.0	P	12/12/2019	17:23	LB106729
	Barium	100	+/-100	U	100	P	12/12/2019	17:23	LB106729
	Beryllium	6.00	+/-6.00	U	6.00	P	12/12/2019	17:23	LB106729
	Cadmium	6.00	+/-6.00	U	6.00	P	12/12/2019	17:23	LB106729
	Calcium	2000	+/-2000	U	2000	P	12/12/2019	17:23	LB106729
	Chromium	10.0	+/-10.0	U	10.0	P	12/12/2019	17:23	LB106729
	Cobalt	30.0	+/-30.0	U	30.0	P	12/12/2019	17:23	LB106729
	Copper	20.0	+/-20.0	U	20.0	P	12/12/2019	17:23	LB106729
	Iron	100	+/-100	U	100	P	12/12/2019	17:23	LB106729
	Lead	12.0	+/-12.0	U	12.0	P	12/12/2019	17:23	LB106729
	Magnesium	2000	+/-2000	U	2000	P	12/12/2019	17:23	LB106729
	Manganese	20.0	+/-20.0	U	20.0	P	12/12/2019	17:23	LB106729

Metals

- 3a -

INITIAL AND CONTINUING CALIBRATION BLANK SUMMARY

Client: LiRo Engineers, Inc.

SDG No.: K6235

Contract: LIRO01

Lab Code: CHEM

Case No.: K6235

SAS No.: K6235

Sample ID	Analyte	Result ug/L	Acceptance Limit	Conc Qual	CRQL	M	Analysis Date	Analysis Time	Run Number
CCB04	Nickel	40.0	+/-40.0	U	40.0	P	12/12/2019	17:23	LB106729
	Potassium	2000	+/-2000	U	2000	P	12/12/2019	17:23	LB106729
	Selenium	20.0	+/-20.0	U	20.0	P	12/12/2019	17:23	LB106729
	Silver	10.0	+/-10.0	U	10.0	P	12/12/2019	17:23	LB106729
	Sodium	2000	+/-2000	U	2000	P	12/12/2019	17:23	LB106729
	Thallium	40.0	+/-40.0	U	40.0	P	12/12/2019	17:23	LB106729
	Vanadium	40.0	+/-40.0	U	40.0	P	12/12/2019	17:23	LB106729
	Zinc	40.0	+/-40.0	U	40.0	P	12/12/2019	17:23	LB106729
CCB05	Aluminum	100	+/-100	U	100	P	12/12/2019	18:15	LB106729
	Antimony	50.0	+/-50.0	U	50.0	P	12/12/2019	18:15	LB106729
	Arsenic	1.61	+/-20.0	J	20.0	P	12/12/2019	18:15	LB106729
	Barium	100	+/-100	U	100	P	12/12/2019	18:15	LB106729
	Beryllium	6.00	+/-6.00	U	6.00	P	12/12/2019	18:15	LB106729
	Cadmium	6.00	+/-6.00	U	6.00	P	12/12/2019	18:15	LB106729
	Calcium	2000	+/-2000	U	2000	P	12/12/2019	18:15	LB106729
	Chromium	10.0	+/-10.0	U	10.0	P	12/12/2019	18:15	LB106729
	Cobalt	30.0	+/-30.0	U	30.0	P	12/12/2019	18:15	LB106729
	Copper	20.0	+/-20.0	U	20.0	P	12/12/2019	18:15	LB106729
	Iron	100	+/-100	U	100	P	12/12/2019	18:15	LB106729
	Lead	12.0	+/-12.0	U	12.0	P	12/12/2019	18:15	LB106729
	Magnesium	2000	+/-2000	U	2000	P	12/12/2019	18:15	LB106729
	Manganese	20.0	+/-20.0	U	20.0	P	12/12/2019	18:15	LB106729
	Nickel	40.0	+/-40.0	U	40.0	P	12/12/2019	18:15	LB106729
	Potassium	2000	+/-2000	U	2000	P	12/12/2019	18:15	LB106729
	Selenium	20.0	+/-20.0	U	20.0	P	12/12/2019	18:15	LB106729
	Silver	10.0	+/-10.0	U	10.0	P	12/12/2019	18:15	LB106729
	Sodium	2000	+/-2000	U	2000	P	12/12/2019	18:15	LB106729
	Thallium	40.0	+/-40.0	U	40.0	P	12/12/2019	18:15	LB106729
	Vanadium	40.0	+/-40.0	U	40.0	P	12/12/2019	18:15	LB106729
	Zinc	40.0	+/-40.0	U	40.0	P	12/12/2019	18:15	LB106729
CCB06	Aluminum	100	+/-100	U	100	P	12/12/2019	18:51	LB106729
	Antimony	50.0	+/-50.0	U	50.0	P	12/12/2019	18:51	LB106729
	Arsenic	20.0	+/-20.0	U	20.0	P	12/12/2019	18:51	LB106729
	Barium	100	+/-100	U	100	P	12/12/2019	18:51	LB106729
	Beryllium	6.00	+/-6.00	U	6.00	P	12/12/2019	18:51	LB106729
	Cadmium	6.00	+/-6.00	U	6.00	P	12/12/2019	18:51	LB106729
	Calcium	2000	+/-2000	U	2000	P	12/12/2019	18:51	LB106729
	Chromium	10.0	+/-10.0	U	10.0	P	12/12/2019	18:51	LB106729
	Cobalt	30.0	+/-30.0	U	30.0	P	12/12/2019	18:51	LB106729
	Copper	20.0	+/-20.0	U	20.0	P	12/12/2019	18:51	LB106729

Metals

- 3a -

INITIAL AND CONTINUING CALIBRATION BLANK SUMMARY

Client: LiRo Engineers, Inc.

SDG No.: K6235

Contract: LIRO01

Lab Code: CHEM

Case No.: K6235

SAS No.: K6235

Sample ID	Analyte	Result ug/L	Acceptance Limit	Conc Qual	CRQL	M	Analysis Date	Analysis Time	Run Number
CCB06	Iron	100	+/-100	U	100	P	12/12/2019	18:51	LB106729
	Lead	12.0	+/-12.0	U	12.0	P	12/12/2019	18:51	LB106729
	Magnesium	2000	+/-2000	U	2000	P	12/12/2019	18:51	LB106729
	Manganese	20.0	+/-20.0	U	20.0	P	12/12/2019	18:51	LB106729
	Nickel	40.0	+/-40.0	U	40.0	P	12/12/2019	18:51	LB106729
	Potassium	2000	+/-2000	U	2000	P	12/12/2019	18:51	LB106729
	Selenium	20.0	+/-20.0	U	20.0	P	12/12/2019	18:51	LB106729
	Silver	10.0	+/-10.0	U	10.0	P	12/12/2019	18:51	LB106729
	Sodium	437	+/-2000	J	2000	P	12/12/2019	18:51	LB106729
	Thallium	40.0	+/-40.0	U	40.0	P	12/12/2019	18:51	LB106729
	Vanadium	40.0	+/-40.0	U	40.0	P	12/12/2019	18:51	LB106729
	Zinc	40.0	+/-40.0	U	40.0	P	12/12/2019	18:51	LB106729

Metals
- 3b -
PREPARATION BLANK SUMMARY

Client: LiRo Engineers, Inc.

SDG No.: K6235

Instrument: CV1

Sample ID	Analyte	Result (ug/L)	Acceptance Limit	Conc Qual	CRQL ug/L	M	Analysis Date	Analysis Time	Run
PB125428BL		WATER		Batch Number:	PB125428		Prep Date:	12/12/2019	
	Mercury	0.20	<0.20	U	0.20	CV	12/13/2019	10:57	LB106736

Metals
- 3b -
PREPARATION BLANK SUMMARY

Client: LiRo Engineers, Inc.

SDG No.: K6235

Instrument: P4

Sample ID	Analyte	Result (ug/L)	Acceptance Limit	Conc Qual	CRQL ug/L	M	Analysis Date	Analysis Time	Run
PB125377BL	WATER			Batch Number:	PB125377		Prep Date:	12/11/2019	
	Aluminum	50.0	<50.0	U	50.0	P	12/11/2019	16:41	LB106689
	Antimony	25.0	<25.0	U	25.0	P	12/11/2019	16:41	LB106689
	Arsenic	10.0	<10.0	U	10.0	P	12/11/2019	16:41	LB106689
	Barium	50.0	<50.0	U	50.0	P	12/11/2019	16:41	LB106689
	Beryllium	3.00	<3.00	U	3.00	P	12/11/2019	16:41	LB106689
	Cadmium	3.00	<3.00	U	3.00	P	12/11/2019	16:41	LB106689
	Calcium	1000	<1000	U	1000	P	12/11/2019	16:41	LB106689
	Chromium	5.00	<5.00	U	5.00	P	12/11/2019	16:41	LB106689
	Cobalt	15.0	<15.0	U	15.0	P	12/11/2019	16:41	LB106689
	Copper	10.0	<10.0	U	10.0	P	12/11/2019	16:41	LB106689
	Iron	50.0	<50.0	U	50.0	P	12/11/2019	16:41	LB106689
	Lead	6.00	<6.00	U	6.00	P	12/11/2019	16:41	LB106689
	Magnesium	1000	<1000	U	1000	P	12/11/2019	16:41	LB106689
	Manganese	10.0	<10.0	U	10.0	P	12/11/2019	16:41	LB106689
	Nickel	20.0	<20.0	U	20.0	P	12/11/2019	16:41	LB106689
	Potassium	1000	<1000	U	1000	P	12/11/2019	16:41	LB106689
	Selenium	10.0	<10.0	U	10.0	P	12/11/2019	16:41	LB106689
	Silver	5.00	<5.00	U	5.00	P	12/11/2019	16:41	LB106689
	Sodium	1000	<1000	U	1000	P	12/11/2019	16:41	LB106689
	Thallium	20.0	<20.0	U	20.0	P	12/11/2019	16:41	LB106689
	Vanadium	20.0	<20.0	U	20.0	P	12/11/2019	16:41	LB106689
	Zinc	20.0	<20.0	U	20.0	P	12/11/2019	16:41	LB106689

Metals

- 4 -

INTERFERENCE CHECK SAMPLE

Client: LiRo Engineers, Inc.

SDG No.: K6235

Contract: LIRO01

Lab Code: CHEM

Case No.: K6235

SAS No.: K6235

ICS Source: EPA

Instrument ID: P4

Sample ID	Analyte	Result ug/L	True Value ug/L	% Recovery	Low Limit (ug/L)	High Limit (ug/L)	Analysis Date	Analysis Time	Run Number
ICSA01	Aluminum	270000	254900	106	203920	305880	12/11/2019	12:07	LB106689
	Antimony	39.5			-50	50	12/11/2019	12:07	LB106689
	Arsenic	18.5			-20	20	12/11/2019	12:07	LB106689
	Barium	8.33	6.0	139	-94	106	12/11/2019	12:07	LB106689
	Beryllium	3.03			-6	6	12/11/2019	12:07	LB106689
	Cadmium	4.99	1.0	499	-5	7	12/11/2019	12:07	LB106689
	Calcium	250000	244500	102	195600	293400	12/11/2019	12:07	LB106689
	Chromium	61.3	52.0	118	42	62	12/11/2019	12:07	LB106689
	Cobalt	6.10			-30	30	12/11/2019	12:07	LB106689
	Copper	-4.16	2.0	208	-18	22	12/11/2019	12:07	LB106689
	Iron	104000	100700	103	80560	120840	12/11/2019	12:07	LB106689
	Lead	2.96			-12	12	12/11/2019	12:07	LB106689
	Magnesium	267000	255400	104	204320	306480	12/11/2019	12:07	LB106689
	Manganese	15.0	7.0	214	-13	27	12/11/2019	12:07	LB106689
	Nickel	18.0	2.0	900	-38	42	12/11/2019	12:07	LB106689
	Potassium	-35.1			0	0	12/11/2019	12:07	LB106689
	Selenium	1.67			-20	20	12/11/2019	12:07	LB106689
	Silver	-0.099			-10	10	12/11/2019	12:07	LB106689
	Sodium	47.9			0	0	12/11/2019	12:07	LB106689
	Thallium	1.54			-40	40	12/11/2019	12:07	LB106689
	Vanadium	-9.80			-40	40	12/11/2019	12:07	LB106689
	Zinc	5.12			-40	40	12/11/2019	12:07	LB106689
ICSAB01	Aluminum	261000	246800	106	197440	296160	12/11/2019	12:11	LB106689
	Antimony	638	618	103	494	742	12/11/2019	12:11	LB106689
	Arsenic	121	104	116	83	125	12/11/2019	12:11	LB106689
	Barium	507	537	94	337	737	12/11/2019	12:11	LB106689
	Beryllium	477	495	96	396	594	12/11/2019	12:11	LB106689
	Cadmium	983	972	101	778	1166	12/11/2019	12:11	LB106689
	Calcium	241000	234900	103	187920	281880	12/11/2019	12:11	LB106689
	Chromium	550	542	102	434	650	12/11/2019	12:11	LB106689
	Cobalt	503	476	106	381	571	12/11/2019	12:11	LB106689
	Copper	464	511	91	409	613	12/11/2019	12:11	LB106689
	Iron	102000	99320	103	79456	119184	12/11/2019	12:11	LB106689
	Lead	50.9	49.0	104	39	59	12/11/2019	12:11	LB106689
	Magnesium	258000	248000	104	198400	297600	12/11/2019	12:11	LB106689
	Manganese	487	507	96	406	608	12/11/2019	12:11	LB106689
	Nickel	1000	954	105	763	1145	12/11/2019	12:11	LB106689
	Potassium	-19.4			0	0	12/11/2019	12:11	LB106689
	Selenium	55.4	46.0	120	11	81	12/11/2019	12:11	LB106689
	Silver	207	201	103	161	241	12/11/2019	12:11	LB106689
	Sodium	63.8			0	0	12/11/2019	12:11	LB106689
	Thallium	85.6	108	79	83	133	12/11/2019	12:11	LB106689
	Vanadium	471	491	96	393	589	12/11/2019	12:11	LB106689
	Zinc	1000	952	105	762	1142	12/11/2019	12:11	LB106689
ICSA01	Aluminum	252000	254900	99	203920	305880	12/12/2019	13:29	LB106729

Metals

- 4 -

INTERFERENCE CHECK SAMPLE

Client: LiRo Engineers, Inc. SDG No.: K6235

Contract: LIRO01 Lab Code: CHEM Case No.: K6235 SAS No.: K6235

ICS Source: EPA Instrument ID: P4

Sample ID	Analyte	Result ug/L	True Value ug/L	% Recovery	Low Limit (ug/L)	High Limit (ug/L)	Analysis Date	Analysis Time	Run Number
ICSA01	Antimony	32.1			-50	50	12/12/2019	13:29	LB106729
	Arsenic	17.5			-20	20	12/12/2019	13:29	LB106729
	Barium	5.93	6.0	99	-94	106	12/12/2019	13:29	LB106729
	Beryllium	5.05			-6	6	12/12/2019	13:29	LB106729
	Cadmium	-1.14	1.0	114	-5	7	12/12/2019	13:29	LB106729
	Calcium	235000	244500	96	195600	293400	12/12/2019	13:29	LB106729
	Chromium	57.5	52.0	111	42	62	12/12/2019	13:29	LB106729
	Cobalt	4.94			-30	30	12/12/2019	13:29	LB106729
	Copper	1.49	2.0	74	-18	22	12/12/2019	13:29	LB106729
	Iron	97900	100700	97	80560	120840	12/12/2019	13:29	LB106729
	Lead	-1.61			-12	12	12/12/2019	13:29	LB106729
	Magnesium	250000	255400	98	204320	306480	12/12/2019	13:29	LB106729
	Manganese	10.3	7.0	148	-13	27	12/12/2019	13:29	LB106729
	Nickel	17.5	2.0	875	-38	42	12/12/2019	13:29	LB106729
	Potassium	-92.8			0	0	12/12/2019	13:29	LB106729
	Selenium	-6.50			-20	20	12/12/2019	13:29	LB106729
	Silver	-0.42			-10	10	12/12/2019	13:29	LB106729
	Sodium	33.3			0	0	12/12/2019	13:29	LB106729
	Thallium	4.09			-40	40	12/12/2019	13:29	LB106729
	Vanadium	-7.88			-40	40	12/12/2019	13:29	LB106729
	Zinc	1.49			-40	40	12/12/2019	13:29	LB106729
ICSAB01	Aluminum	265000	246800	107	197440	296160	12/12/2019	13:33	LB106729
	Antimony	666	618	108	494	742	12/12/2019	13:33	LB106729
	Arsenic	118	104	114	83	125	12/12/2019	13:33	LB106729
	Barium	538	537	100	337	737	12/12/2019	13:33	LB106729
	Beryllium	530	495	107	396	594	12/12/2019	13:33	LB106729
	Cadmium	1030	972	106	778	1166	12/12/2019	13:33	LB106729
	Calcium	248000	234900	106	187920	281880	12/12/2019	13:33	LB106729
	Chromium	584	542	108	434	650	12/12/2019	13:33	LB106729
	Cobalt	529	476	111	381	571	12/12/2019	13:33	LB106729
	Copper	509	511	100	409	613	12/12/2019	13:33	LB106729
	Iron	102000	99320	103	79456	119184	12/12/2019	13:33	LB106729
	Lead	45.1	49.0	92	39	59	12/12/2019	13:33	LB106729
	Magnesium	264000	248000	106	198400	297600	12/12/2019	13:33	LB106729
	Manganese	527	507	104	406	608	12/12/2019	13:33	LB106729
	Nickel	1050	954	110	763	1145	12/12/2019	13:33	LB106729
	Potassium	-49.9			0	0	12/12/2019	13:33	LB106729
	Selenium	63.6	46.0	138	11	81	12/12/2019	13:33	LB106729
	Silver	220	201	110	161	241	12/12/2019	13:33	LB106729
	Sodium	62.5			0	0	12/12/2019	13:33	LB106729
	Thallium	83.1	108	77	83	133	12/12/2019	13:33	LB106729
	Vanadium	510	491	104	393	589	12/12/2019	13:33	LB106729
	Zinc	1070	952	112	762	1142	12/12/2019	13:33	LB106729

METAL QC DATA

metals
- 5a -
MATRIX SPIKE SUMMARY

client: LiRo Engineers, Inc. level: low sdg no.: K6235
contract: LIRO01 lab code: CHEM case no.: K6235 sas no.: K6235
matrix: Water sample id: K6235-01 client id: MW-08MS
Percent Solids for Sample: NA Spiked ID: K6235-01MS Percent Solids for Spike Sample: NA

Analyte	Units	Acceptance Limit %R	Spiked Result	C	Sample Result	C	Spike Added	% Recovery	Qual	M
Aluminum	ug/L	75 - 125	977		50.0	U	1000	98		P
Antimony	ug/L	75 - 125	470		23.6	J	400	111		P
Arsenic	ug/L	75 - 125	455		8.82	J	400	112		P
Barium	ug/L	75 - 125	223		116		100	107		P
Beryllium	ug/L	75 - 125	96.6		3.00	U	100	97		P
Cadmium	ug/L	75 - 125	102		0.30	J	100	101		P
Calcium	ug/L	75 - 125	267000		268000		500	-133		P
Chromium	ug/L	75 - 125	218		5.00	U	200	109		P
Cobalt	ug/L	75 - 125	109		2.64	J	100	106		P
Copper	ug/L	75 - 125	168		5.51	J	150	108		P
Iron	ug/L	75 - 125	3780		2140		1500	109		P
Lead	ug/L	75 - 125	521		2.33	J	500	104		P
Magnesium	ug/L	75 - 125	48000		47600		1000	41		P
Manganese	ug/L	75 - 125	489		401		100	88		P
Nickel	ug/L	75 - 125	268		5.96	J	250	105		P
Potassium	ug/L	75 - 125	19700		13800		5000	119		P
Selenium	ug/L	75 - 125	1110		50.2		1000	106		P
Silver	ug/L	75 - 125	41.2		5.00	U	37.5	110		P
Sodium	ug/L	75 - 125	10600		8850		1500	118		P
Thallium	ug/L	75 - 125	1040		20.0	U	1000	104		P
Vanadium	ug/L	75 - 125	155		20.0	U	150	103		P
Zinc	ug/L	75 - 125	242		137		100	105		P

metals
- 5a -
MATRIX SPIKE DUPLICATE SUMMARY

client: LiRo Engineers, Inc. **level:** low **sdg no.:** K6235
contract: LIRO01 **lab code:** CHEM **case no.:** K6235 **sas no.:** K6235
matrix: Water **sample id:** K6235-01 **client id:** MW-08MSD
Percent Solids for Sample: NA **Spiked ID:** K6235-01MSD **Percent Solids for Spike Sample:** NA

Analyte	Units	Acceptance Limit %R	MSD Result	C	Sample Result	C	Spike Added	% Recovery	Qual	M
Aluminum	ug/L	75 - 125	946		50.0	U	1000	95		P
Antimony	ug/L	75 - 125	467		23.6	J	400	111		P
Arsenic	ug/L	75 - 125	450		8.82	J	400	110		P
Barium	ug/L	75 - 125	223		116		100	107		P
Beryllium	ug/L	75 - 125	95.9		3.00	U	100	96		P
Cadmium	ug/L	75 - 125	101		0.30	J	100	100		P
Calcium	ug/L	75 - 125	270000		268000		500	527		P
Chromium	ug/L	75 - 125	217		5.00	U	200	108		P
Cobalt	ug/L	75 - 125	108		2.64	J	100	105		P
Copper	ug/L	75 - 125	166		5.51	J	150	107		P
Iron	ug/L	75 - 125	3800		2140		1500	111		P
Lead	ug/L	75 - 125	520		2.33	J	500	104		P
Magnesium	ug/L	75 - 125	48500		47600		1000	95		P
Manganese	ug/L	75 - 125	494		401		100	93		P
Nickel	ug/L	75 - 125	266		5.96	J	250	104		P
Potassium	ug/L	75 - 125	19900		13800		5000	122		P
Selenium	ug/L	75 - 125	1110		50.2		1000	106		P
Silver	ug/L	75 - 125	40.8		5.00	U	37.5	109		P
Sodium	ug/L	75 - 125	10700		8850		1500	123		P
Thallium	ug/L	75 - 125	1040		20.0	U	1000	104		P
Vanadium	ug/L	75 - 125	155		20.0	U	150	103		P
Zinc	ug/L	75 - 125	242		137		100	105		P

metals
- 5a -
MATRIX SPIKE SUMMARY

client: <u>LiRo Engineers, Inc.</u>	level: <u>low</u>	sdg no.: <u>K6235</u>
contract: <u>LIRO01</u>	lab code: <u>CHEM</u>	case no.: <u>K6235</u> sas no.: <u>K6235</u>
matrix: <u>Water</u>	sample id: <u>K6235-04</u>	client id: <u>DUPMS</u>
Percent Solids for Sample: <u>NA</u>	Spiked ID: <u>K6235-04MS</u>	Percent Solids for Spike Sample: <u>NA</u>

Analyte	Units	Acceptance Limit %R	Spiked Result	C	Sample Result	C	Spike Added	% Recovery	Qual	M
Mercury	ug/L	75 - 125	3.45		0.20	U	4.0	86		CV

metals
- 5a -
MATRIX SPIKE DUPLICATE SUMMARY

client: <u>LiRo Engineers, Inc.</u>	level: <u>low</u>	sdg no.: <u>K6235</u>
contract: <u>LIRO01</u>	lab code: <u>CHEM</u>	case no.: <u>K6235</u> sas no.: <u>K6235</u>
matrix: <u>Water</u>	sample id: <u>K6235-04</u>	client id: <u>DUPMSD</u>
Percent Solids for Sample: <u>NA</u>	Spiked ID: <u>K6235-04MSD</u>	Percent Solids for Spike Sample: <u>NA</u>

Analyte	Units	Acceptance Limit %R	MSD Result	C	Sample Result	C	Spike Added	% Recovery	Qual	M
Mercury	ug/L	75 - 125	3.46		0.20	U	4.0	86		CV

Metals
- 5b -

Client: LiRo Engineers, Inc.

SDG No.: K6235

Contract: LIRO01

Lab Code: CHEM

Case No.: K6235

SAS No.: K6235

Matrix:

Level: LOW

Client ID:

Sample ID:

Spiked ID:

Analyte	Units	Acceptance Limit %R	C	Sample Result	C	Spike Added	% Recovery	Qual	M
---------	-------	------------------------	---	------------------	---	----------------	---------------	------	---

Metals

- 6 -

DUPLICATE SAMPLE SUMMARY

Client: LiRo Engineers, Inc. **Level:** LOW **SDG No.:** K6235
Contract: LIRO01 **Lab Code:** CHEM **Case No.:** K6235 **SAS No.:** K6235
Matrix: Water **Sample ID:** K6235-01 **Client ID:** MW-08DUP
Percent Solids for Sample: NA **Duplicate ID** K6235-01DUP **Percent Solids for Spike Sample:** NA

Analyte	Units	Acceptance Limit	Sample Result	C	Duplicate Result	C	RPD	Qual	M
Aluminum	ug/L	20	50.0	U	50.0	U			P
Antimony	ug/L	20	23.6	J	23.9	J	1		P
Arsenic	ug/L	20	8.82	J	9.96	J	12		P
Barium	ug/L	20	116		116		0		P
Beryllium	ug/L	20	3.00	U	3.00	U			P
Cadmium	ug/L	20	0.30	J	0.30	J	2		P
Calcium	ug/L	20	268000		268000		0		P
Chromium	ug/L	20	5.00	U	5.00	U			P
Cobalt	ug/L	20	2.64	J	2.69	J	2		P
Copper	ug/L	20	5.51	J	6.31	J	14		P
Iron	ug/L	20	2140		2140		0		P
Lead	ug/L	20	2.33	J	3.64	J	44		P
Magnesium	ug/L	20	47600		47400		0		P
Manganese	ug/L	20	401		402		0		P
Nickel	ug/L	20	5.96	J	5.48	J	8		P
Potassium	ug/L	20	13800		13700		1		P
Selenium	ug/L	20	50.2		49.3		2		P
Silver	ug/L	20	5.00	U	5.00	U			P
Sodium	ug/L	20	8850		8840		0		P
Thallium	ug/L	20	20.0	U	20.0	U			P
Vanadium	ug/L	20	20.0	U	20.0	U			P
Zinc	ug/L	20	137		136		1		P

“A control limit of $\pm 20\%$ RPD for each matrix applies for sample values greater than 10 times Detection Limit”

Metals

- 6 -

DUPLICATE SAMPLE SUMMARY

Client: LiRo Engineers, Inc. **Level:** LOW **SDG No.:** K6235
Contract: LIRO01 **Lab Code:** CHEM **Case No.:** K6235 **SAS No.:** K6235
Matrix: Water **Sample ID:** K6235-01MS **Client ID:** MW-08MSD
Percent Solids for Sample: NA **Duplicate ID** K6235-01MSD **Percent Solids for Spike Sample:** NA

Analyte	Units	Acceptance Limit	Sample Result	C	Duplicate Result	C	RPD	Qual	M
Aluminum	ug/L	20	977		946		3		P
Antimony	ug/L	20	470		467		1		P
Arsenic	ug/L	20	455		450		1		P
Barium	ug/L	20	223		223		0		P
Beryllium	ug/L	20	96.6		95.9		1		P
Cadmium	ug/L	20	102		101		1		P
Calcium	ug/L	20	267000		270000		1		P
Chromium	ug/L	20	218		217		0		P
Cobalt	ug/L	20	109		108		1		P
Copper	ug/L	20	168		166		1		P
Iron	ug/L	20	3780		3800		1		P
Lead	ug/L	20	521		520		0		P
Magnesium	ug/L	20	48000		48500		1		P
Manganese	ug/L	20	489		494		1		P
Nickel	ug/L	20	268		266		1		P
Potassium	ug/L	20	19700		19900		1		P
Selenium	ug/L	20	1110		1110		0		P
Silver	ug/L	20	41.2		40.8		1		P
Sodium	ug/L	20	10600		10700		1		P
Thallium	ug/L	20	1040		1040		0		P
Vanadium	ug/L	20	155		155		0		P
Zinc	ug/L	20	242		242		0		P

“A control limit of $\pm 20\%$ RPD for each matrix applies for sample values greater than 10 times Detection Limit”

Metals

- 6 -

DUPLICATE SAMPLE SUMMARY

Client:	LiRo Engineers, Inc.	Level:	LOW	SDG No.:	K6235				
Contract:	LIRO01	Lab Code:	CHEM	Case No.:	K6235	SAS No.:	K6235		
Matrix:	Water	Sample ID:	K6235-04	Client ID:	DUPDUP				
Percent Solids for Sample:	NA	Duplicate ID	K6235-04DUP	Percent Solids for Spike Sample:	NA				

Analyte	Units	Acceptance Limit	Sample Result	C	Duplicate Result	C	RPD	Qual	M
Mercury	ug/L	20	0.20	U	0.20	U			CV

“A control limit of $\pm 20\%$ RPD for each matrix applies for sample values greater than 10 times Detection Limit”

Metals

- 6 -

DUPLICATE SAMPLE SUMMARY

Client:	LiRo Engineers, Inc.	Level:	LOW	SDG No.:	K6235				
Contract:	LIRO01	Lab Code:	CHEM	Case No.:	K6235	SAS No.:	K6235		
Matrix:	Water	Sample ID:	K6235-04MS	Client ID:	DUPMSD				
Percent Solids for Sample:	NA	Duplicate ID	K6235-04MSD	Percent Solids for Spike Sample:	NA				

Analyte	Units	Acceptance Limit	Sample Result	C	Duplicate Result	C	RPD	Qual	M
Mercury	ug/L	20	3.45		3.46		0		CV

“A control limit of $\pm 20\%$ RPD for each matrix applies for sample values greater than 10 times Detection Limit”

Metals

- 7 -

LABORATORY CONTROL SAMPLE SUMMARY

Client: LiRo Engineers, Inc. **SDG No.:** K6235
Contract: LIRO01 **Lab Code:** CHEM **Case No.:** K6235 **SAS No.:** K6235

Analyte	Units	True Value	Result	C	% Recovery	Acceptance Limits	M
PB125377BS							
Aluminum	ug/L	1000	1100		110	80 - 120	P
Antimony	ug/L	400	433		108	80 - 120	P
Arsenic	ug/L	400	414		104	80 - 120	P
Barium	ug/L	100	114		114	80 - 120	P
Beryllium	ug/L	100	101		101	80 - 120	P
Cadmium	ug/L	100	98.5		98	80 - 120	P
Calcium	ug/L	500	554	J	111	80 - 120	P
Chromium	ug/L	200	218		109	80 - 120	P
Cobalt	ug/L	100	105		105	80 - 120	P
Copper	ug/L	150	172		115	80 - 120	P
Iron	ug/L	1500	1620		108	80 - 120	P
Lead	ug/L	500	509		102	80 - 120	P
Magnesium	ug/L	1000	1070		107	80 - 120	P
Manganese	ug/L	100	105		105	80 - 120	P
Nickel	ug/L	250	265		106	80 - 120	P
Potassium	ug/L	5000	5170		103	80 - 120	P
Selenium	ug/L	1000	918		92	80 - 120	P
Silver	ug/L	37.5	39.3		105	80 - 120	P
Sodium	ug/L	1500	1640		109	80 - 120	P
Thallium	ug/L	1000	1070		107	80 - 120	P
Vanadium	ug/L	150	161		107	80 - 120	P
Zinc	ug/L	100	110		110	80 - 120	P

Metals

- 7 -

LABORATORY CONTROL SAMPLE SUMMARY

Client:

LiRo Engineers, Inc.

Contract:

LIRO01

SDG No.:

K6235

Lab Code:

CHEM

Case No.:

K6235

SAS No.:

K6235

Analyte	Units	True Value	Result	C	% Recovery	Acceptance Limits	M
PB125428BS Mercury	ug/L	4.0	3.79		95	80 - 120	CV

Metals
-9 -
ICP SERIAL DILUTIONS

SAMPLE NO.

MW-08L

Lab Name: Chemtech Consulting Group **Contract:** LIRO01
Lab Code: CHEM **Lb No.:** lb106689 **Lab Sample ID :** K6235-01L **SDG No.:** K6235
Matrix (soil/water): Water **Level (low/med):** LOW
Concentration Units: ug/L

Analyte	Initial Sample Result (I)		Serial Dilution Result (S)		% Difference	Q	M
		C		C			
Aluminum	50.0	U	250	U			P
Antimony	23.6	J	67.1	J	184		P
Arsenic	8.82	J	50.0	U	100.0		P
Barium	116		126	J	9		P
Beryllium	3.00	U	15.0	U			P
Cadmium	0.30	J	15.0	U	100.0		P
Calcium	268000		278000		4		P
Chromium	5.00	U	25.0	U			P
Cobalt	2.64	J	6.76	J	156		P
Copper	5.51	J	16.6	J	201		P
Iron	2140		2120		1		P
Lead	2.33	J	30.0	U	100.0		P
Magnesium	47600		50200		5		P
Manganese	401		425		6		P
Nickel	5.96	J	100	U	100.0		P
Potassium	13800		12700		8		P
Selenium	50.2		172		243		P
Silver	5.00	U	25.0	U			P
Sodium	8850		8370		5		P
Thallium	20.0	U	100	U			P
Vanadium	20.0	U	100	U			P
Zinc	137		136		1		P

Metals
-9 -
ICP SERIAL DILUTIONS

SAMPLE NO.

DUPL

Lab Name: Chemtech Consulting Group Contract: LIRO01
Lab Code: CHEM Lb No.: lb106736 Lab Sample ID : K6235-04L SDG No.: K6235
Matrix (soil/water): Water Level (low/med): LOW
Concentration Units: ug/L

Analyte	Initial Sample Result (I) C			Serial Dilution Result (S) C			% Differ-ence	Q	M
Mercury	0.20	U		1.00	U				CV

METAL PREPARATION & INSTRUMENT DATA

Metals

- 10 -

Client: LiRo Engineers, Inc. **SDG No.:** K6235
Contract: LIRO01 **Lab Code:** CHEM **Case No.:** K6235 **SAS No.:** K6235
Instrument ID: P4 **Preparation Method:**

Analyte	Wave- length (nm)	MDL	LOQ/CRQL	Date:
LIQUID				
Method:	6010D			
Aluminum	396	5.29	50.0	
Antimony	207	2.03	25.0	
Arsenic	189	0.68	10.0	
Barium	493	3.99	50.0	
Beryllium	235	0.20	3.00	
Cadmium	227	0.17	3.00	
Calcium	374	88.5	1000	
Chromium	268	1.33	5.00	
Cobalt	229	1.09	15.0	
Copper	225	0.49	10.0	
Iron	240	7.85	50.0	
Lead	220	1.43	6.00	
Magnesium	279	104	1000	
Manganese	258	0.98	10.0	
Nickel	232	1.69	20.0	
Potassium	766	179	1000	
Selenium	196	2.79	10.0	
Silver	328	0.17	5.00	
Sodium	590	169	1000	
Thallium	191	2.88	20.0	
Vanadium	292	1.39	20.0	
Zinc	214	4.81	20.0	

Metals
- 10 -

Client:

LiRo Engineers, Inc.

Contract:

LIRO01

Instrument ID:

CV1

SDG No.:

K6235

Lab Code:

CHEM

Case No.:

K6235

SAS No.:

K6235

Preparation Method:

Analyte	Wave- length (nm)	MDL	LOQ/CRQL	Date:
LIQUID				
Method: Mercury	7470A 254	0.043	0.20	

Metals

- 11 -

ICP INTERELEMENT CORRECTION FACTORS

Client: LiRo Engineers, Inc.

SDG No.: K6235

Contract: LIRO01

Lab Code: CHEM

Case No.: K6235

SAS No.: K6235

Instrument ID: _____

Date: _____

Interement Correction Factors (apparent ppb analyte/ppm interferent)

Analyte	Wave- Length (nm)	ICP Interement Correction Factors For:				
		Al	Ca	Fe	Mg	Ag
Aluminum	396.100	0.0000000	0.0000000	0.0000000	0.0000000	0.0000000
Antimony	206.833	0.0000000	0.0000000	0.0000000	0.0000000	0.0000000
Arsenic	193.759	0.0000000	0.0000000	-0.0001030	0.0000000	0.0000000
Barium	493.409	0.0000000	0.0000000	0.0000000	0.0000000	0.0000000
Beryllium	234.861	0.0000000	0.0000000	0.0000090	0.0000000	0.0000000
Cadmium	226.502	0.0000000	0.0000000	0.0000840	0.0000000	0.0000000
Calcium	373.690	0.0000000	0.0000000	0.0000000	0.0000000	0.0000000
Chromium	267.716	0.0000000	0.0000000	0.0000000	0.0000000	0.0000000
Cobalt	228.616	0.0000000	0.0000000	0.0000000	0.0000000	0.0000000
Copper	224.700	0.0000000	0.0000000	0.0001620	0.0000000	0.0000000
Iron	240.488	0.0000000	0.0000000	0.0000000	0.0000000	0.0000000
Lead	220.353	-0.0001070	0.0000000	0.0000280	0.0000000	0.0000000
Magnesium	279.079	0.0000000	0.0000000	0.0000000	0.0000000	0.0000000
Manganese	257.610	0.0000000	0.0000000	-0.0000440	0.0000000	0.0000000
Nickel	231.604	0.0000000	0.0000000	0.0000200	0.0000000	0.0000000
Potassium	766.490	0.0000000	0.0000000	0.0000000	0.0000000	0.0000000
Selenium	196.090	0.0000000	0.0000000	-0.0001280	0.0000000	0.0000000
Silver	328.068	0.0000000	0.0000000	-0.0001170	0.0000000	0.0000000
Sodium	589.592	0.0000000	0.0000000	0.0000000	0.0000000	0.0000000
Thallium	190.856	0.0000000	0.0000000	0.0000000	0.0000000	0.0000000
Vanadium	292.402	0.0000000	0.0000000	0.0000000	0.0000000	0.0000000
Zinc	213.800	0.0000000	0.0000000	0.0001900	0.0000000	0.0000000

Metals

- 11 -

ICP INTERELEMENT CORRECTION FACTORS

Client: LiRo Engineers, Inc.

SDG No.: K6235

Contract: LIRO01

Lab Code: CHEM

Case No.: K6235

SAS No.: K6235

Instrument ID:

Date:

Interement Correction Factors (apparent ppb analyte/ppm interferent)

Analyte	Wave- Length (nm)	ICP Interement Correction Factors For:				
		As	Ba	Be	Cd	Co
Aluminum	396.100	0.0000000	0.0000000	0.0000000	0.0000000	0.0000000
Antimony	206.833	0.0000000	0.0000000	0.0000000	0.0000000	0.0000000
Arsenic	193.759	0.0000000	0.0000000	0.0000000	0.0000000	0.0000000
Barium	493.409	0.0000000	0.0000000	0.0000000	0.0000000	0.0000000
Beryllium	234.861	0.0000000	0.0000000	0.0000000	0.0000000	0.0000000
Cadmium	226.502	0.0000000	0.0000000	0.0000000	0.0000000	0.0000000
Calcium	373.690	0.0000000	0.0000000	0.0000000	0.0000000	0.0000000
Chromium	267.716	0.0000000	0.0000000	0.0000000	0.0000000	0.0000000
Cobalt	228.616	0.0000000	0.0000000	0.0000000	0.0000000	0.0000000
Copper	224.700	0.0000000	0.0000000	0.0000000	0.0000000	0.0001570
Iron	240.488	0.0000000	0.0000000	0.0000000	0.0000000	0.0000000
Lead	220.353	0.0000000	0.0000000	0.0000000	0.0000000	0.0000000
Magnesium	279.079	0.0000000	0.0000000	0.0000000	0.0000000	0.0000000
Manganese	257.610	0.0000000	0.0000000	0.0000000	0.0000000	0.0000000
Nickel	231.604	0.0000000	0.0000000	0.0000000	0.0000000	0.0004170
Potassium	766.490	0.0000000	0.0000000	0.0000000	0.0000000	0.0000000
Selenium	196.090	0.0000000	0.0000000	0.0000000	0.0000000	-0.0002660
Silver	328.068	0.0000000	0.0000000	0.0000000	0.0000000	0.0000000
Sodium	589.592	0.0000000	0.0000000	0.0000000	0.0000000	0.0000000
Thallium	190.856	0.0000000	0.0000000	0.0000000	0.0000000	0.0018500
Vanadium	292.402	0.0000000	0.0000000	0.0000000	0.0000000	0.0000000
Zinc	213.800	0.0000000	0.0000000	0.0000000	0.0000000	0.0000000

Metals

- 11 -

ICP INTERELEMENT CORRECTION FACTORS

Client: LiRo Engineers, Inc.

SDG No.: K6235

Contract: LIRO01

Lab Code: CHEM

Case No.: K6235

SAS No.: K6235

Instrument ID: _____

Date: _____

Interement Correction Factors (apparent ppb analyte/ppm interferent)

Analyte	Wave- Length (nm)	ICP Interement Correction Factors For:				
		Cr	Cu	K	Mn	Mo
Aluminum	396.100	0.0000000	0.0000000	0.0000000	0.0000000	0.0308240
Antimony	206.833	0.0013816	0.0000000	0.0000000	0.0000000	0.0000000
Arsenic	193.759	-0.0011220	0.0000000	0.0000000	0.0000000	0.0015300
Barium	493.409	0.0000000	0.0000000	0.0000000	0.0000000	0.0000000
Beryllium	234.861	0.0000000	0.0000000	0.0000000	-0.0000740	-0.0003180
Cadmium	226.502	0.0000000	0.0000000	0.0000000	0.0000000	-0.0000600
Calcium	373.690	0.0000000	0.0000000	0.0000000	0.0000000	0.0000000
Chromium	267.716	0.0000000	0.0000000	0.0000000	0.0002280	0.0000000
Cobalt	228.616	0.0000000	0.0000000	0.0000000	0.0000000	-0.0011900
Copper	224.700	0.0000000	0.0000000	0.0000000	0.0000000	0.0014660
Iron	240.488	0.0000000	0.0000000	0.0000000	0.0000000	0.0000000
Lead	220.353	-0.0003060	0.0000000	0.0000000	0.0001250	-0.0013650
Magnesium	279.079	0.0000000	0.0000000	0.0000000	0.0000000	-0.0137700
Manganese	257.610	0.0000000	0.0000000	0.0000000	0.0000000	0.0000000
Nickel	231.604	0.0000000	0.0000000	0.0000000	0.0000000	0.0020550
Potassium	766.490	0.0000000	0.0000000	0.0000000	0.0000000	0.0000000
Selenium	196.090	0.0000000	0.0000000	0.0000000	0.0006680	0.0000000
Silver	328.068	0.0000000	0.0000000	0.0000000	0.0000000	0.0000000
Sodium	589.592	0.0000000	0.0000000	0.0000000	0.0000000	0.0000000
Thallium	190.856	0.0002250	0.0000000	0.0000000	0.0011640	0.0000000
Vanadium	292.402	-0.0032600	0.0000000	0.0000000	-0.0220050	-0.0003720
Zinc	213.800	0.0000000	0.0000000	0.0000000	0.0000000	0.0000000

Metals

- 11 -

ICP INTERELEMENT CORRECTION FACTORS

Client: LiRo Engineers, Inc.

SDG No.: K6235

Contract: LIRO01

Lab Code: CHEM

Case No.: K6235

SAS No.: K6235

Instrument ID: _____

Date: _____

Interelement Correction Factors (apparent ppb analyte/ppm interferent)

Analyte	Wave- Length (nm)	ICP Interelement Correction Factors For:				
		Na	Ni	Pb	Sb	Se
Aluminum	396.100	0.0000000	0.0000000	0.0000000	0.0000000	0.0000000
Antimony	206.833	0.0000000	-0.0004160	0.0000000	0.0000000	0.0000000
Arsenic	193.759	0.0000000	0.0000000	0.0000000	0.0000000	0.0000000
Barium	493.409	0.0000000	0.0000000	0.0000000	0.0000000	0.0000000
Beryllium	234.861	0.0000000	0.0000000	0.0000000	0.0000000	0.0000000
Cadmium	226.502	0.0000000	-0.0000930	0.0000000	0.0000000	0.0000000
Calcium	373.690	0.0000000	0.0000000	0.0000000	0.0000000	0.0000000
Chromium	267.716	0.0000000	0.0000000	0.0000000	0.0000000	0.0000000
Cobalt	228.616	0.0000000	0.0001600	0.0000000	0.0000000	0.0000000
Copper	224.700	0.0000000	-0.0049290	0.0000000	0.0000000	0.0000000
Iron	240.488	0.0000000	0.0000000	0.0000000	0.0000000	0.0000000
Lead	220.353	0.0000000	0.0002444	0.0000000	0.0000000	0.0000000
Magnesium	279.079	0.0000000	0.0000000	0.0000000	0.0000000	0.0000000
Manganese	257.610	0.0000000	0.0000000	0.0000000	0.0000000	0.0000000
Nickel	231.604	0.0000000	0.0000000	0.0000000	0.0000000	0.0000000
Potassium	766.490	0.0000000	0.0000000	0.0000000	0.0000000	0.0000000
Selenium	196.090	0.0000000	0.0000000	0.0000000	0.0000000	0.0000000
Silver	328.068	0.0000000	0.0000000	0.0000000	0.0000000	0.0000000
Sodium	589.592	0.0000000	0.0000000	0.0000000	0.0000000	0.0000000
Thallium	190.856	0.0000000	0.0000000	0.0000000	0.0000000	0.0000000
Vanadium	292.402	0.0000000	0.0000000	0.0000000	0.0000000	0.0000000
Zinc	213.800	0.0000000	0.0057000	0.0000000	0.0000000	0.0000000

Metals

- 11 -

ICP INTERELEMENT CORRECTION FACTORS

Client: LiRo Engineers, Inc.

SDG No.: K6235

Contract: LIRO01

Lab Code: CHEM

Case No.: K6235

SAS No.: K6235

Instrument ID: _____

Date: _____

Interement Correction Factors (apparent ppb analyte/ppm interferent)

Analyte	Wave- Length (nm)	ICP Interement Correction Factors For:				
		Sn	Ti	Tl	V	Zn
Aluminum	396.100	0.0000000	0.0000000	0.0000000	0.0000000	0.0000000
Antimony	206.833	0.0000000	0.0000000	0.0000000	-0.0018200	0.0000000
Arsenic	193.759	0.0000000	0.0000000	0.0000000	0.0000000	0.0000000
Barium	493.409	0.0000000	0.0000000	0.0000000	0.0000000	0.0000000
Beryllium	234.861	0.0000000	0.0000000	0.0000000	0.0000000	0.0000000
Cadmium	226.502	0.0000000	0.0000000	0.0000000	0.0000000	0.0000000
Calcium	373.690	0.0000000	0.0000000	0.0000000	0.0000000	0.0000000
Chromium	267.716	0.0000000	0.0000000	0.0000000	0.0000000	0.0000000
Cobalt	228.616	0.0000000	0.0000000	0.0000000	0.0000000	0.0000000
Copper	224.700	0.0000000	0.0000000	0.0000000	0.0000000	0.0000000
Iron	240.488	0.0000000	0.0000000	0.0000000	0.0000000	0.0000000
Lead	220.353	0.0000000	0.0000000	0.0000000	0.0000000	0.0000000
Magnesium	279.079	0.0000000	0.0000000	0.0000000	0.0000000	0.0000000
Manganese	257.610	0.0000000	0.0000000	0.0000000	0.0000000	0.0000000
Nickel	231.604	0.0000000	0.0000000	0.0000000	0.0000000	0.0000000
Potassium	766.490	0.0000000	0.0000000	0.0000000	0.0000000	0.0000000
Selenium	196.090	0.0000000	0.0000000	0.0000000	0.0000000	0.0000000
Silver	328.068	0.0000000	0.0000000	0.0000000	-0.0040370	0.0000000
Sodium	589.592	0.0000000	0.0000000	0.0000000	0.0000000	0.0000000
Thallium	190.856	0.0000000	0.0000000	0.0000000	-0.0346560	0.0000000
Vanadium	292.402	0.0000000	0.0000000	0.0000000	0.0000000	0.0000000
Zinc	213.800	0.0000000	0.0000000	0.0000000	0.0000000	0.0000000

METAL PREPARATION & ANALYICAL SUMMARY

Metals
- 13 -

SAMPLE PREPARATION SUMMARY

Client: LiRo Engineers, Inc. **SDG No.:** K6235
Contract: LIRO01 **Lab Code:** CHEM **Method:** _____
Case No.: K6235 **SAS No.:** K6235

Sample ID	Client ID	Sample Type	Matrix	Prep Date	Initial Sample Size(mL)	Final Sample Volume (mL)	Percent Solids
Batch Number: PB125377							
K6235-01	MW-08	SAM	WATER	12/11/2019	50.0	25.0	
K6235-01DUP	MW-08DUP	DUP	WATER	12/11/2019	50.0	25.0	
K6235-01MS	MW-08MS	MS	WATER	12/11/2019	50.0	25.0	
K6235-01MSD	MW-08MSD	MSD	WATER	12/11/2019	50.0	25.0	
K6235-02	MW-07	SAM	WATER	12/11/2019	50.0	25.0	
K6235-03	MW-03	SAM	WATER	12/11/2019	50.0	25.0	
K6235-04	DUP	SAM	WATER	12/11/2019	50.0	25.0	
PB125377BL	PB125377BL	MB	WATER	12/11/2019	50.0	25.0	
PB125377BS	PB125377BS	LCS	WATER	12/11/2019	50.0	25.0	

Metals
- 13 -

SAMPLE PREPARATION SUMMARY

Client: LiRo Engineers, Inc. **SDG No.:** K6235
Contract: LIRO01 **Lab Code:** CHEM **Method:**
Case No.: K6235 **SAS No.:** K6235

						Initial Sample Size(mL)	Final Sample Volume (mL)	Percent Solids
Sample ID	Client ID	Sample Type	Matrix	Prep Date				
Batch Number: PB125428								
K6235-01	MW-08	SAM	WATER	12/12/2019		30.0	30.0	
K6235-02	MW-07	SAM	WATER	12/12/2019		30.0	30.0	
K6235-03	MW-03	SAM	WATER	12/12/2019		30.0	30.0	
K6235-04	DUP	SAM	WATER	12/12/2019		30.0	30.0	
K6235-04DUP	DUPDUP	DUP	WATER	12/12/2019		30.0	30.0	
K6235-04MS	DUPMS	MS	WATER	12/12/2019		30.0	30.0	
K6235-04MSD	DUPMSD	MSD	WATER	12/12/2019		30.0	30.0	
PB125428BL	PB125428BL	MB	WATER	12/12/2019		30.0	30.0	
PB125428BS	PB125428BS	LCS	WATER	12/12/2019		30.0	30.0	

metals
- 14 -
ANALYSIS RUN LOG

Client: LiRo Engineers, Inc. **Contract:** LIRO01

Lab code: CHEM **Case no.:** K6235 **Sas no.:** K6235 **Sdg no.:** K6235

Instrument id number: **Method:** **Run number:** LB106689

Start date: 12/11/2019 **End date:** 12/11/2019

Lab sample id.	Client Sample Id	d/f	Time	Parameter list
S0	S0	1	1127	Ag,Al,As,Ba,Be,Ca,Cd,Co,Cr,Cu,Fe,K,Mg,Mn,Na,Ni,Pb,Sb,Se,Tl,V,Zn
S1	S1	1	1131	Ag,Al,As,Ba,Be,Cd,Co,Cr,Cu,Fe,Mn,Ni,Pb,Sb,Se,Tl,V,Zn
S2	S2	1	1135	Ca,K,Mg,Na
S3	S3	1	1139	Ag,Al,As,Ba,Be,Ca,Cd,Co,Cr,Cu,Fe,K,Mg,Mn,Na,Ni,Pb,Sb,Se,Tl,V,Zn
S4	S4	1	1142	Ag,Al,As,Ba,Be,Ca,Cd,Co,Cr,Cu,Fe,K,Mg,Mn,Na,Ni,Pb,Sb,Se,Tl,V,Zn
S5	S5	1	1146	Ag,Al,As,Ba,Be,Ca,Cd,Co,Cr,Cu,Fe,K,Mg,Mn,Na,Ni,Pb,Sb,Se,Tl,V,Zn
ICV01	ICV01	1	1150	Ag,Al,As,Ba,Be,Ca,Cd,Co,Cr,Cu,Fe,K,Mg,Mn,Na,Ni,Pb,Sb,Se,Tl,V,Zn
LLICV01	LLICV01	1	1155	Ag,Al,As,Ba,Be,Ca,Cd,Co,Cr,Cu,Fe,K,Mg,Mn,Na,Ni,Pb,Sb,Se,Tl,V,Zn
ICB01	ICB01	1	1159	Ag,Al,As,Ba,Be,Ca,Cd,Co,Cr,Cu,Fe,K,Mg,Mn,Na,Ni,Pb,Sb,Se,Tl,V,Zn
CRI01	CRI01	1	1203	Ag,Al,As,Ba,Be,Ca,Cd,Co,Cr,Cu,Fe,K,Mg,Mn,Na,Ni,Pb,Sb,Se,Tl,V,Zn
ICSA01	ICSA01	1	1207	Ag,Al,As,Ba,Be,Ca,Cd,Co,Cr,Cu,Fe,K,Mg,Mn,Na,Ni,Pb,Sb,Se,Tl,V,Zn
ICSAB01	ICSAB01	1	1211	Ag,Al,As,Ba,Be,Ca,Cd,Co,Cr,Cu,Fe,K,Mg,Mn,Na,Ni,Pb,Sb,Se,Tl,V,Zn
CCV01	CCV01	1	1215	Ag,Al,As,Ba,Be,Ca,Cd,Co,Cr,Cu,Fe,K,Mg,Mn,Na,Ni,Pb,Sb,Se,Tl,V,Zn
LLCCV01	LLCCV01	1	1219	Ag,Al,As,Ba,Be,Ca,Cd,Co,Cr,Cu,Fe,K,Mg,Mn,Na,Ni,Pb,Sb,Se,Tl,V,Zn
CCB01	CCB01	1	1227	Ag,Al,As,Ba,Be,Ca,Cd,Co,Cr,Cu,Fe,K,Mg,Mn,Na,Ni,Pb,Sb,Se,Tl,V,Zn
CCV02	CCV02	1	1529	Ag,Al,As,Ba,Be,Ca,Cd,Co,Cr,Cu,Fe,K,Mg,Mn,Na,Ni,Pb,Sb,Se,Tl,V,Zn
CCB02	CCB02	1	1533	Ag,Al,As,Ba,Be,Ca,Cd,Co,Cr,Cu,Fe,K,Mg,Mn,Na,Ni,Pb,Sb,Se,Tl,V,Zn
PB125377BL	PB125377BL	1	1641	Ag,Al,As,Ba,Be,Ca,Cd,Co,Cr,Cu,Fe,K,Mg,Mn,Na,Ni,Pb,Sb,Se,Tl,V,Zn
PB125377BS	PB125377BS	1	1645	Ag,Al,As,Ba,Be,Ca,Cd,Co,Cr,Cu,Fe,K,Mg,Mn,Na,Ni,Pb,Sb,Se,Tl,V,Zn
CCV03	CCV03	1	1649	Ag,Al,As,Ba,Be,Ca,Cd,Co,Cr,Cu,Fe,K,Mg,Mn,Na,Ni,Pb,Sb,Se,Tl,V,Zn
CCB03	CCB03	1	1653	Ag,Al,As,Ba,Be,Ca,Cd,Co,Cr,Cu,Fe,K,Mg,Mn,Na,Ni,Pb,Sb,Se,Tl,V,Zn
CCV04	CCV04	1	1742	Ag,Al,As,Ba,Be,Ca,Cd,Co,Cr,Cu,Fe,K,Mg,Mn,Na,Ni,Pb,Sb,Se,Tl,V,Zn
CCB04	CCB04	1	1746	Ag,Al,As,Ba,Be,Ca,Cd,Co,Cr,Cu,Fe,K,Mg,Mn,Na,Ni,Pb,Sb,Se,Tl,V,Zn
K6235-01	MW-08	1	1814	Ag,Al,As,Ba,Be,Ca,Cd,Co,Cr,Cu,Fe,K,Mg,Mn,Na,Ni,Pb,Sb,Se,Tl,V,Zn
K6235-01DUP	MW-08DUP	1	1818	Ag,Al,As,Ba,Be,Ca,Cd,Co,Cr,Cu,Fe,K,Mg,Mn,Na,Ni,Pb,Sb,Se,Tl,V,Zn
K6235-01L	MW-08L	5	1822	Ag,Al,As,Ba,Be,Ca,Cd,Co,Cr,Cu,Fe,K,Mg,Mn,Na,Ni,Pb,Sb,Se,Tl,V,Zn
K6235-01MS	MW-08MS	1	1826	Ag,Al,As,Ba,Be,Ca,Cd,Co,Cr,Cu,Fe,K,Mg,Mn,Na,Ni,Pb,Sb,Se,Tl,V,Zn
CCV05	CCV05	1	1830	Ag,Al,As,Ba,Be,Ca,Cd,Co,Cr,Cu,Fe,K,Mg,Mn,Na,Ni,Pb,Sb,Se,Tl,V,Zn
CCB05	CCB05	1	1834	Ag,Al,As,Ba,Be,Ca,Cd,Co,Cr,Cu,Fe,K,Mg,Mn,Na,Ni,Pb,Sb,Se,Tl,V,Zn
K6235-01MSD	MW-08MSD	1	1838	Ag,Al,As,Ba,Be,Ca,Cd,Co,Cr,Cu,Fe,K,Mg,Mn,Na,Ni,Pb,Sb,Se,Tl,V,Zn
K6235-02	MW-07	1	1846	Ag,Al,As,Ba,Be,Ca,Cd,Co,Cr,Cu,Fe,K,Mg,Mn,Na,Ni,Pb,Sb,Se,Tl,V,Zn
K6235-03	MW-03	1	1850	Ag,Al,As,Ba,Be,Ca,Cd,Co,Cr,Cu,K,Mg,Mn,Na,Ni,Pb,Sb,Se,Tl,V,Zn
K6235-04	DUP	1	1854	Ag,Al,As,Ba,Be,Ca,Cd,Co,Cr,Cu,Fe,K,Mg,Mn,Na,Ni,Pb,Sb,Se,Tl,V,Zn
CCV06	CCV06	1	1917	Ag,Al,As,Ba,Be,Ca,Cd,Co,Cr,Cu,Fe,K,Mg,Mn,Na,Ni,Pb,Sb,Se,Tl,V,Zn
CCB06	CCB06	1	1921	Ag,Al,As,Ba,Be,Ca,Cd,Co,Cr,Cu,Fe,K,Mg,Mn,Na,Ni,Pb,Sb,Se,Tl,V,Zn
CCV07	CCV07	1	2004	Ag,Al,As,Ba,Be,Ca,Cd,Co,Cr,Cu,Fe,K,Mg,Mn,Na,Ni,Pb,Sb,Se,Tl,V,Zn
CCB07	CCB07	1	2008	Ag,Al,As,Ba,Be,Ca,Cd,Co,Cr,Cu,Fe,K,Mg,Mn,Na,Ni,Pb,Sb,Se,Tl,V,Zn
CCV08	CCV08	1	2052	Ag,Al,As,Ba,Be,Ca,Cd,Co,Cr,Cu,Fe,K,Mg,Mn,Na,Ni,Pb,Sb,Se,Tl,V,Zn
CCB08	CCB08	1	2056	Ag,Al,As,Ba,Be,Ca,Cd,Co,Cr,Cu,Fe,K,Mg,Mn,Na,Ni,Pb,Sb,Se,Tl,V,Zn
CCV09	CCV09	1	2139	Ag,Al,As,Ba,Be,Ca,Cd,Co,Cr,Cu,Fe,K,Mg,Mn,Na,Ni,Pb,Sb,Se,Tl,V,Zn
CCB09	CCB09	1	2143	Ag,Al,As,Ba,Be,Ca,Cd,Co,Cr,Cu,Fe,K,Mg,Mn,Na,Ni,Pb,Sb,Se,Tl,V,Zn
CCV10	CCV10	1	2228	Ag,Al,As,Ba,Be,Ca,Cd,Co,Cr,Cu,Fe,K,Mg,Mn,Na,Ni,Pb,Sb,Se,Tl,V,Zn
CCB10	CCB10	1	2232	Ag,Al,As,Ba,Be,Ca,Cd,Co,Cr,Cu,Fe,K,Mg,Mn,Na,Ni,Pb,Sb,Se,Tl,V,Zn

metals

- 14 -

ANALYSIS RUN LOG

Client: LiRo Engineers, Inc.Contract: LIRO01Lab code: CHEM Case no.: K6235 Sas no.: K6235Sdg no.: K6235Instrument id number: Method: Run number: LB106689Start date: 12/11/2019 End date: 12/11/2019

Lab sample id.	Client Sample Id	d/f	Time	Parameter list
CCV11	CCV11	1	2318	Ag,Al,As,Ba,Be,Ca,Cd,Co,Cr,Cu,Fe,K,Mg,Mn,Na,Ni,Pb,Sb,Se,Tl,V,Zn
CCB11	CCB11	1	2322	Ag,Al,As,Ba,Be,Ca,Cd,Co,Cr,Cu,Fe,K,Mg,Mn,Na,Ni,Pb,Sb,Se,Tl,V,Zn

metals
- 14 -
ANALYSIS RUN LOG

Client: LiRo Engineers, Inc. **Contract:** LIRO01

Lab code: CHEM **Case no.:** K6235 **Sas no.:** K6235 **Sdg no.:** K6235

Instrument id number: **Method:** **Run number:** LB106729

Start date: 12/12/2019 **End date:** 12/12/2019

Lab sample id.	Client Sample Id	d/f	Time	Parameter list
S0	S0	1	1241	Ag,Al,As,Ba,Be,Ca,Cd,Co,Cr,Cu,Fe,K,Mg,Mn,Na,Ni,Pb,Sb,Se,Tl,V,Zn
S1	S1	1	1245	Ag,Al,As,Ba,Be,Cd,Co,Cr,Cu,Fe,Mn,Ni,Pb,Sb,Se,Tl,V,Zn
S2	S2	1	1249	Ca,K,Mg,Na
S3	S3	1	1253	Ag,Al,As,Ba,Be,Ca,Cd,Co,Cr,Cu,Fe,K,Mg,Mn,Na,Ni,Pb,Sb,Se,Tl,V,Zn
S4	S4	1	1257	Ag,Al,As,Ba,Be,Ca,Cd,Co,Cr,Cu,Fe,K,Mg,Mn,Na,Ni,Pb,Sb,Se,Tl,V,Zn
S5	S5	1	1301	Ag,Al,As,Ba,Be,Ca,Cd,Co,Cr,Cu,Fe,K,Mg,Mn,Na,Ni,Pb,Sb,Se,Tl,V,Zn
ICV01	ICV01	1	1309	Ag,Al,As,Ba,Be,Ca,Cd,Co,Cr,Cu,Fe,K,Mg,Mn,Na,Ni,Pb,Sb,Se,Tl,V,Zn
LLICV01	LLICV01	1	1315	Ag,Al,As,Ba,Be,Ca,Cd,Co,Cr,Cu,Fe,K,Mg,Mn,Na,Ni,Pb,Sb,Se,Tl,V,Zn
ICB01	ICB01	1	1319	Ag,Al,As,Ba,Be,Ca,Cd,Co,Cr,Cu,Fe,K,Mg,Mn,Na,Ni,Pb,Sb,Se,Tl,V,Zn
CRI01	CRI01	1	1323	Ag,Al,As,Ba,Be,Ca,Cd,Co,Cr,Cu,Fe,K,Mg,Mn,Na,Ni,Pb,Sb,Se,Tl,V,Zn
ICSA01	ICSA01	1	1329	Ag,Al,As,Ba,Be,Ca,Cd,Co,Cr,Cu,Fe,K,Mg,Mn,Na,Ni,Pb,Sb,Se,Tl,V,Zn
ICSAB01	ICSAB01	1	1333	Ag,Al,As,Ba,Be,Ca,Cd,Co,Cr,Cu,Fe,K,Mg,Mn,Na,Ni,Pb,Sb,Se,Tl,V,Zn
CCV01	CCV01	1	1336	Ag,Al,As,Ba,Be,Ca,Cd,Co,Cr,Cu,Fe,K,Mg,Mn,Na,Ni,Pb,Sb,Se,Tl,V,Zn
LLCCV01	LLCCV01	1	1340	Ag,Al,As,Ba,Be,Ca,Cd,Co,Cr,Cu,Fe,K,Mg,Mn,Na,Ni,Pb,Sb,Se,Tl,V,Zn
CCB01	CCB01	1	1344	Ag,Al,As,Ba,Be,Ca,Cd,Co,Cr,Cu,Fe,K,Mg,Mn,Na,Ni,Pb,Sb,Se,Tl,V,Zn
K6235-03	MW-03	10	1405	Fe
CCV02	CCV02	1	1436	Ag,Al,As,Ba,Be,Ca,Cd,Co,Cr,Cu,Fe,K,Mg,Mn,Na,Ni,Pb,Sb,Se,Tl,V,Zn
CCB02	CCB02	1	1459	Ag,Al,As,Ba,Be,Ca,Cd,Co,Cr,Cu,Fe,K,Mg,Mn,Na,Ni,Pb,Sb,Se,Tl,V,Zn
CCV03	CCV03	1	1543	Ag,Al,As,Ba,Be,Ca,Cd,Co,Cr,Cu,Fe,K,Mg,Mn,Na,Ni,Pb,Sb,Se,Tl,V,Zn
CCB03	CCB03	1	1547	Ag,Al,As,Ba,Be,Ca,Cd,Co,Cr,Cu,Fe,K,Mg,Mn,Na,Ni,Pb,Sb,Se,Tl,V,Zn
CCV04	CCV04	1	1719	Ag,Al,As,Ba,Be,Ca,Cd,Co,Cr,Cu,Fe,K,Mg,Mn,Na,Ni,Pb,Sb,Se,Tl,V,Zn
CCB04	CCB04	1	1723	Ag,Al,As,Ba,Be,Ca,Cd,Co,Cr,Cu,Fe,K,Mg,Mn,Na,Ni,Pb,Sb,Se,Tl,V,Zn
CCV05	CCV05	1	1811	Ag,Al,As,Ba,Be,Ca,Cd,Co,Cr,Cu,Fe,K,Mg,Mn,Na,Ni,Pb,Sb,Se,Tl,V,Zn
CCB05	CCB05	1	1815	Ag,Al,As,Ba,Be,Ca,Cd,Co,Cr,Cu,Fe,K,Mg,Mn,Na,Ni,Pb,Sb,Se,Tl,V,Zn
CCV06	CCV06	1	1847	Ag,Al,As,Ba,Be,Ca,Cd,Co,Cr,Cu,Fe,K,Mg,Mn,Na,Ni,Pb,Sb,Se,Tl,V,Zn
CCB06	CCB06	1	1851	Ag,Al,As,Ba,Be,Ca,Cd,Co,Cr,Cu,Fe,K,Mg,Mn,Na,Ni,Pb,Sb,Se,Tl,V,Zn

metals
- 14 -
ANALYSIS RUN LOG

Client: LiRo Engineers, Inc.
Contract: LIRO01
Lab code: CHEM **Case no.:** K6235 **Sas no.:** K6235
Sdg no.: K6235
Instrument id number: **Method:**
Run number: LB106736
Start date: 12/13/2019 **End date:** 12/13/2019

Lab sample id.	Client Sample Id	d/f	Time	Parameter list
S0	S0	1	1000	HG
S0.2	S0.2	1	1002	HG
S2.5	S2.5	1	1004	HG
S5	S5	1	1006	HG
S7.5	S7.5	1	1008	HG
S10	S10	1	1013	HG
ICV28	ICV28	1	1016	HG
ICB28	ICB28	1	1018	HG
CCV16	CCV16	1	1020	HG
CCB16	CCB16	1	1022	HG
CRA	CRA	1	1024	HG
CCV17	CCV17	1	1051	HG
CCB17	CCB17	1	1053	HG
PB125428BL	PB125428BL	1	1057	HG
PB125428BS	PB125428BS	1	1059	HG
K6235-01	MW-08	1	1106	HG
K6235-02	MW-07	1	1108	HG
K6235-03	MW-03	1	1110	HG
K6235-04	DUP	1	1112	HG
K6235-04DUP	DUPDUP	1	1114	HG
CCV18	CCV18	1	1116	HG
CCB18	CCB18	1	1118	HG
K6235-04MS	DUPMS	1	1123	HG
K6235-04MSD	DUPMSD	1	1125	HG
K6235-04L	DUPL	5	1129	HG
CCV19	CCV19	1	1133	HG
CCB19	CCB19	1	1135	HG

SHIPPING DOCUMENTS

CHEMTECH

CHAIN OF CUSTODY RECORD

284 Sheffield Street, Mountainside, NJ 07092
(908) 789-8900 Fax (908) 789-8922
www.chemtech.net

Chemtech Project Number K6235
COC Number 2027320

CLIENT INFORMATION		PROJECT INFORMATION		BILLING INFORMATION	
Report to be sent to:		PROJECT NAME: <u>COB-FRANCISXK Park</u>		BILL TO:	
COMPANY: <u>Liko</u>		PROJECT #: _____ LOCATION: _____		ADDRESS: <u>SAME</u>	
ADDRESS: <u>690 Delaware Ave</u>		PROJECT MANAGER: <u>Jon Williams</u>		CITY: _____ STATE: _____ ZIP: _____	
CITY: <u>Buffalo</u> STATE: <u>NY</u> ZIP: <u>14209</u>		E-MAIL: <u>williamsj@ic.ro.com</u>		ATTENTION: _____	
ATTENTION: <u>Jon Williams</u>		PHONE: _____ FAX: _____		PHONE: _____	
PHONE: <u>716 882 5476</u> FAX: _____					

DATA TURNAROUND INFORMATION		DATA DELIVERABLE INFORMATION		ANALYSIS	
FAX (RUSH) _____ DAYS*		<input type="checkbox"/> Level 1 (Results Only) <input type="checkbox"/> Level 4 (QC + Full Raw Data) <input type="checkbox"/> Level 2 (Results + QC) <input type="checkbox"/> NJ Reduced <input type="checkbox"/> US EPA CLP <input type="checkbox"/> Level 3 (Results + QC + Raw Data) <input type="checkbox"/> NYS ASP A <input checked="" type="checkbox"/> NYS ASP B <input type="checkbox"/> EDD FORMAT _____ <input type="checkbox"/> Other <u>EQUIS V4 EDD</u>		<u>ICL</u> <u>SVOCs</u> <u>5 TAL Metals</u> <u>Mercury</u> <u>1 2 3 4 5 6 7 8 9</u>	
HARDCOPY (DATA PACKAGE): <u>10</u> DAYS*					
EDD: _____ DAYS*					
*TO BE APPROVED BY CHEMTECH					
STANDARD HARDCOPY TURNAROUND TIME IS 10 BUSINESS DAYS					

CHEMTECH SAMPLE ID	PROJECT SAMPLE IDENTIFICATION	SAMPLE MATRIX	SAMPLE TYPE		SAMPLE COLLECTION		# of Bottles	PRESERVATIVES									COMMENTS	
			COMP	GRAB	DATE	TIME		Σ	E/B								← Specify Preservatives	
																	A-HCl	D-NaOH
								1	2	3	4	5	6	7	8	9	B-HNO3	E-ICE
																	C-H2SO4	F-OTHER
1. MW-08		water		X	12-6-19	1300	2	X	X									
2. MW-07		↓		↓	12-7-19	1100	2	X	X									
3. MW-03		↓		↓		1145	2	X	X									
4. DUP		↓		↓			2	X	X									
5.																		
6.																		
7.																		
8.																		
9.																		
10.																		

SAMPLE CUSTODY MUST BE DOCUMENTED BELOW EACH TIME SAMPLES CHANGE POSSESSION INCLUDING COURIER DELIVERY			
RELINQUISHED BY SAMPLER	DATE/TIME	RECEIVED BY	Conditions of bottles or collars at receipt: <input type="checkbox"/> COMPLIANT <input type="checkbox"/> NON COMPLIANT <input type="checkbox"/> COOLER TEMP <u>3.3 C</u>
1. <u>K. De...</u>	12-9-19	1. _____	Comments: <u>IR Cont #1</u>
RELINQUISHED BY	DATE/TIME	RECEIVED BY	
2. _____	12-10-19 9:18	2. <u>Ch...</u>	
RELINQUISHED BY	DATE/TIME	RECEIVED FOR LAB BY	Page _____ of _____
3. _____		3. _____	CLIENT: <input type="checkbox"/> Hand Delivered <input type="checkbox"/> Other: _____ CHEMTECH: <input type="checkbox"/> Picked Up
			Shipment Complete <input type="checkbox"/> YES <input type="checkbox"/> NO

10/2018

WHITE - CHEMTECH COPY FOR RETURN TO CLIENT

YELLOW - CHEMTECH COPY

PINK - SAMPLER COPY

ORIGIN ID:BUFA (716) 882-5476
JON WILLIAMS
LIRO ENGINEERS
690 DELAWARE AVE

BUFFALO, NY 14209
UNITED STATES US

SHIP DATE: 07MAR19
ACTWGT: 1.00 LB
CAD: 107979030/INET4100
DIMS: 10x12x10 IN

TO **SAMPLE MANAGEMENT**
CHEMTECH
284 SHEFFIELD ST

MOUNTAINSIDE NJ 07092

(908) 789-8900

REF: LIRO01-BUFFALO

INV:
PO:

DEPT:

K6235

565.11/46D3/23AD

RMA:



FedEx
Express



J191019010701ur

TRK#

0221

7909 3818 5361

RETURNS MON-FRI
STANDARD OVERNIGHT

07092

NJ-US



cl- 12-10-19 9:18 3.3

After printing this label:

CONSIGNEE COPY - PLEASE PLACE IN FRONT OF POUCH

1. Fold the printed page along the horizontal line.

2. Place label in shipping pouch and affix it to your shipment.

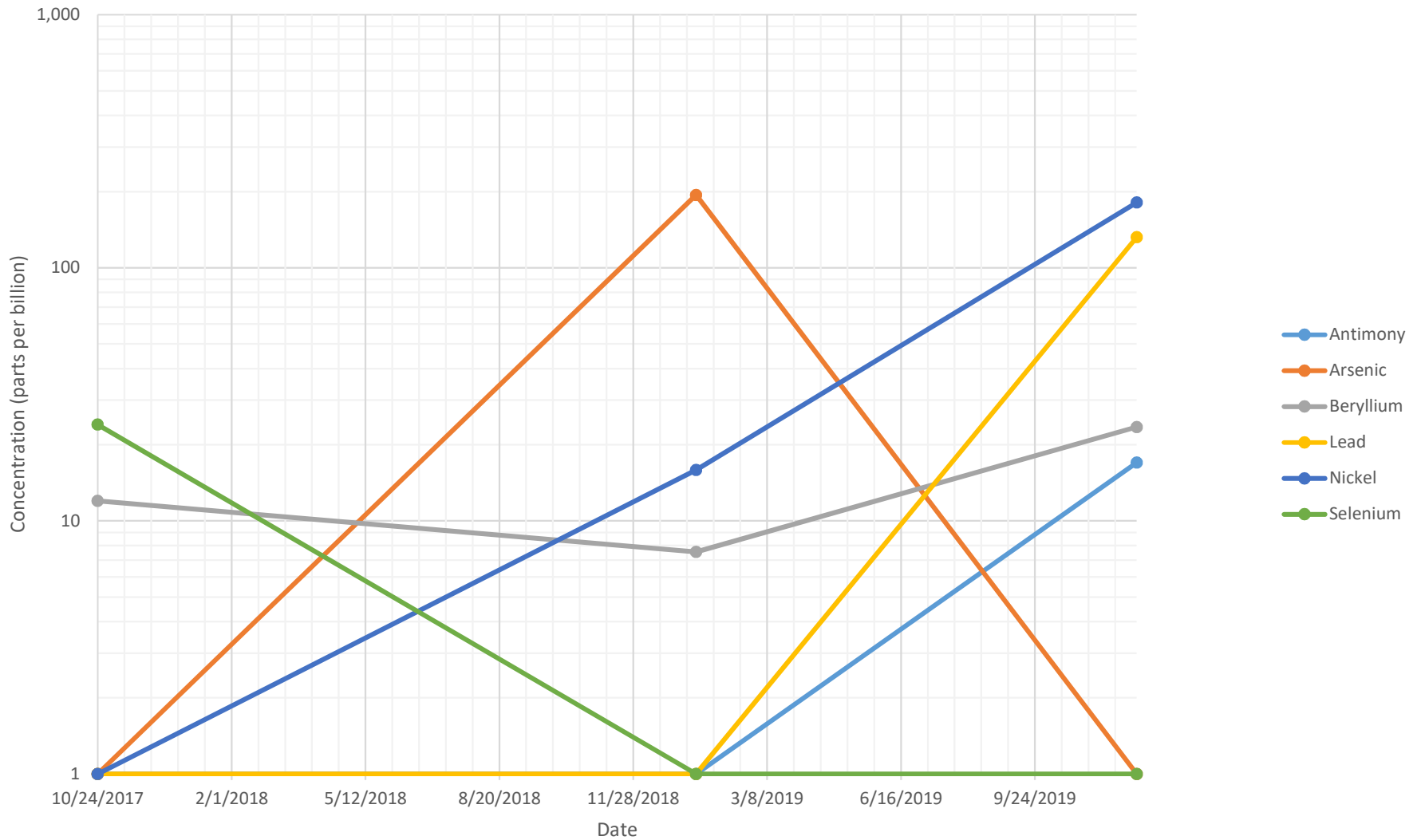
Use of this system constitutes your agreement to the service conditions in the current FedEx Service Guide, available on fedex.com. FedEx will not be responsible for any claim in excess of \$100 per package, whether the result of loss, damage, delay, non-delivery, misdelivery, or misinformation, unless you declare a higher value, pay an additional charge, document your actual loss and file a timely claim. Limitations found in the current FedEx Service Guide apply. Your right to recover from FedEx for any loss, including intrinsic value of the package, loss of sales, income interest, profit, attorney's fees, costs, and other forms of damage whether direct, incidental, consequential, or special is limited to the greater of \$100 or the authorized declared value. Recovery cannot exceed actual documented loss. Maximum for items of extraordinary value is \$1,000, e.g. jewelry, precious metals, negotiable instruments and other items listed in our Service Guide. Written claims must be filed within strict time limits, see current FedEx Service Guide.

Laboratory Certification

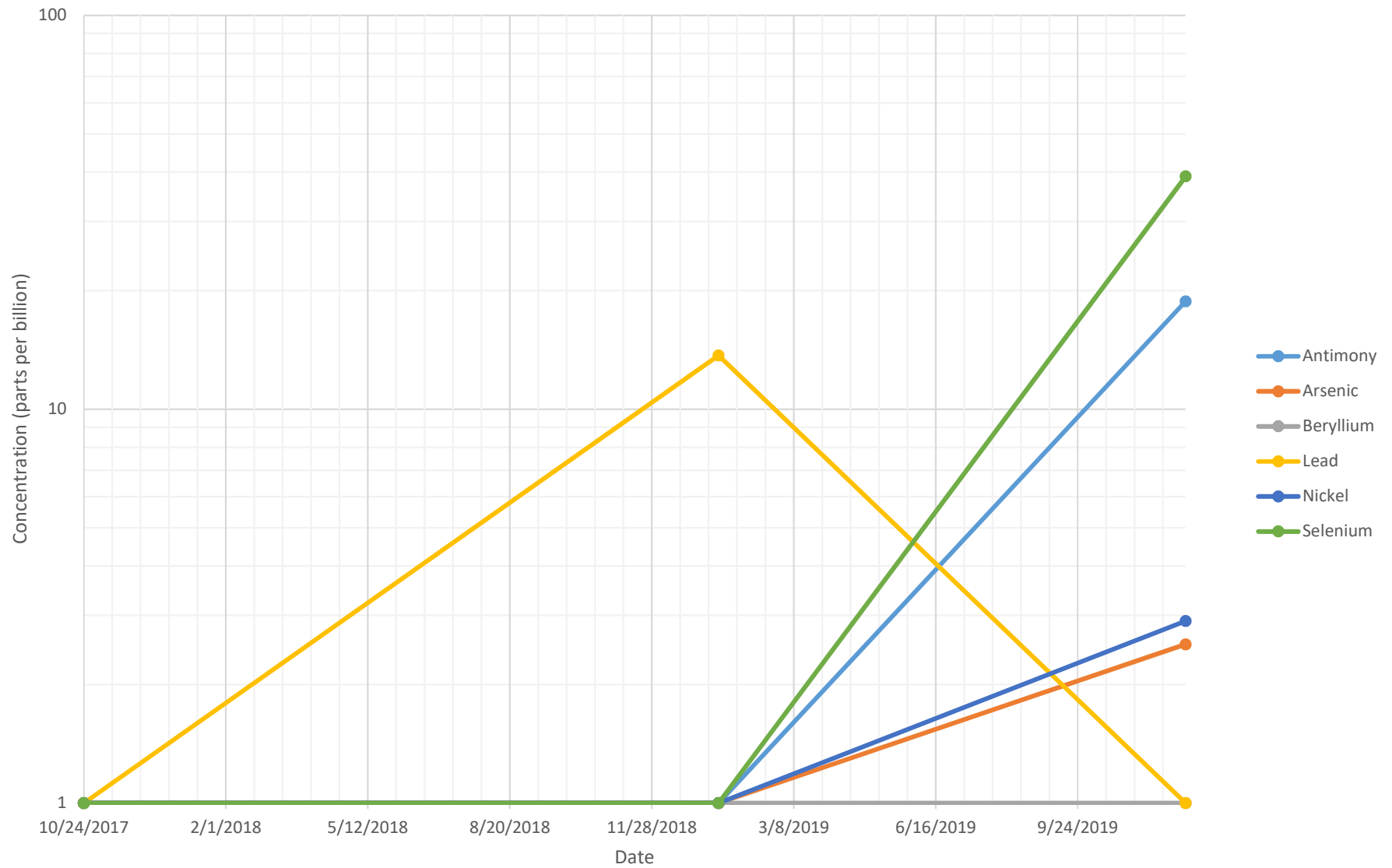
Certified By	License No.
CAS EPA CLP Contract	EP-W-14-030
Connecticut	PH-0649
DOD ELAP (L-A-B)	L2219
Florida	E87935
Maine	2012025
Maryland	296
New Hampshire	255413
New Jersey	20012
New York	11376
Pennsylvania	68-00548
Soil Permit	P330-13-00380
Texas	T104704488-13-5

Appendix F
Concentration Versus Time Plots for Selected Metals

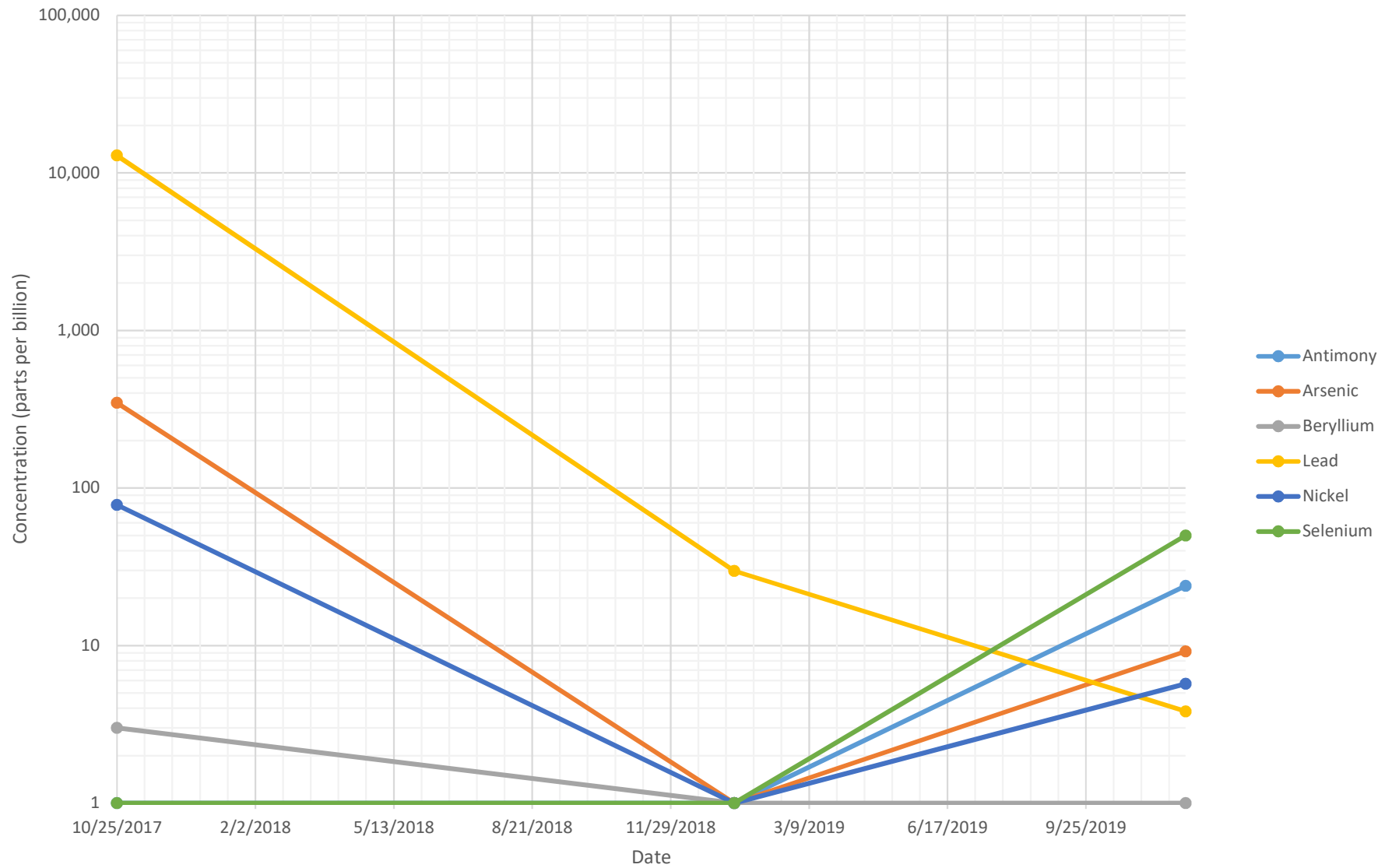
MW-03
Analyte Concentration Versus Time
Franczyk Park Investigation - NYSDEC Site No. B00174



MW-07
Analyte Concentration Versus Time
Franczyk Park Investigation - NYSDEC Site No. B00174



MW-08
Analyte Concentration Versus Time
Franczyk Park Investigation - NYSDEC Site No. B00174



Appendix G

Corrective Action Report



February 7, 2020
Updated November 2, 2020

Megan Kuczka
Division of Environmental Remediation
New York State Department of Environmental Conservation
270 Michigan Avenue
Buffalo, New York 14203

**Re: Corrective Action Work Plan
Replacement of Monitoring Well MW-05
Franczyk Park Site (B00174)
Buffalo, New York**

Dear Ms. Kuczka:

On behalf of the City of Buffalo, LiRo Engineers, Inc. (LiRo) is submitting this Work Plan for the replacement of monitoring well MW-05 at the Franczyk Park site (Figure 1)The .

Background

During a routine Site inspection conducted in October 2017, monitoring well MW-05 could not be located. Several attempts were made to locate the well including with the use of a metal detector. A monitoring well lid was located in the reported vicinity of the reported well location. Subsequent excavation using a hand shovel did not identify the presence of a monitoring well and no further attempts to locate the well were performed.

Proposed Replacement Monitoring Well

LiRo is proposing to install a new monitoring well to replace monitoring well MW-05. Monitoring well MW-05R will be installed in the general vicinity of the original MW-05. The location has been moved in order to provide better protection for the new monitoring well. The proposed location for MW-05R is shown on Figure 2. The replacement monitoring well will be installed to the same approximate depth as MW-05. The well construction log for monitoring well MW-05 is attached as Attachment 1.

Monitoring Well Construction

A truck mounted drill rig will be used to advance 4-1/4-inch diameter (ID) hollow stem augers to a depth of approximately 12.5 feet below ground surface (ftbg). Continuous sampling using a split-spoon sampler will be completed through the overburden and will be supervised by LiRo's on-site geologist. The LiRo geologist will review the soil stratigraphy information to determine the final depth of MW-05R. Once the final depth of the boring is determined a monitoring well consisting of 2-inch diameter PVC well screen and riser will be installed within the borehole. The well screen will be 5-feet long and will have a #10 slot size.



Once the screen and riser are installed, a number 1 sandpack will be installed to depth of approximately 2 feet above the well screen. A 2-foot thick bentonite pellet seal will be placed above the sandpack and the remainder of the boring will be backfilled with cement/bentonite grout. The monitoring well will be completed with a lockable, expandable well plug and an at-grade protective cover.

Well Development

Following a minimum of 24 hours after installation, the replacement monitoring well will be developed using surging and pumping techniques. The well will be developed until water removed from the well is reasonably free of sediment. The well development water will be contained in 5-gallon buckets until the completion of development. At the completion of development, the contained water will be disposed into the Site interceptor trench system.

Waste Handling

Soil cuttings will be containerized in 55-gallon drums and will be properly disposed of off-site.

Groundwater Gauging and Sampling

After completion of the installation and development of MW-05R, LiRo will collect a groundwater level measurement and collect a sample for laboratory analysis. The groundwater sample will be analyzed for target compound list (TCL) semi-volatile organic compounds (SVOCs) and target analyte list (TAL) metals which are the chemicals of concern at the Site.

Schedule

It had been anticipated that the installation of replacement monitoring well MW-05 would be performed during the spring of 2020 contingent upon City of Buffalo funding and availability of a drilling contractor. However, due to the COVID pandemic, the work could not be funded. The well will be replaced as soon as possible after funding is available.

Reporting

Following completion of the replacement, development, and sampling of monitoring well MW-05R, LiRo will prepare a letter report to summarize the field activities and report the well construction details and analytical results.



Please contact me at 716-970-4136 if you have any questions regarding this work plan.

Sincerely,

LiRo Engineers, Inc.

A handwritten signature in black ink, appearing to read 'Jon Williams', is written over a light gray horizontal line.

Jon Williams
Senior Geologist

Attachments

Figure 1	Topographic Site Location Map
Figure 2	Site Plan with Proposed MW-05R Location
Attachment 1	Well Installation Report – MW-05



Figures



Attachment 1