350 RISING

350 GRAND CONCOURSE

BRONX, NEW YORK

Interim Remedial Measure Construction Completion Report

NYSDEC Site Number: C203153

Prepared for:

350 GC Property Owner LLC
292 Madison Ave, 24th Floor
New York, New York 10017

Prepared by:

akrf
440 Park Avenue South, 7th Floor
New York, New York 10016
212-696-0670

FEBRUARY 2026

CERTIFICATION

I, Rebecca Kinal, P.E., certify that I am currently a New York State registered professional engineer and that this Construction Completion Report (CCR) was prepared in accordance with all applicable statutes and regulations and in substantial conformance with the Division of Environmental Remediation Technical Guidance for Site Investigation and Remediation (DER-10).

I certify that all information and statements in this certification are true. I understand that a false statementmade herein is punishable as Class "A" misdemeanor, pursuant to Section 210.45 of the Penal Law.

Rebecca Kinal, P.E. 082046	2/12/2026	
New York State Professional Engineer	Date	Signature/Stamp

It is a violation of Article 145 of New York State Education Law for any person to alter this document in any way without the express written verification of adoption by any New York State licensed engineer in accordance with Section 7209(2), Article 145, New York State Education Law.

TABLE OF CONTENTS

IN-TEXT TABLES

ATTACHED TABLES

FIGURES

APPENDICES

LIST OF ACRONYMS

Acronym	Definition
AWQSGVs	Ambient Water Quality Standards and Guidance Values
BCA	Brownfield Cleanup Agreement
BCP	Brownfield Cleanup Program
bgs	below ground surface
BTEX	a group of VOCs comprising benzene, toluene, ethylbenzene, and
CAMP	Community Air Monitoring Plan
CCR	Construction Completion Report
CP	Commissioner's Policy
CPP	Citizen Participation Plan
CVOC	chlorinated volatile organic compound
DER	Division of Environmental Remediation
DUSR	Data Usability Summary Report
EDDs	Electronic Data Deliverables
EDR	Environmental Data Resources, Inc.
EPA	United States Environmental Protection Agency
EQuIS	Environmental Quality Information System
ESA	Environmental Site Assessment
eV	electron-volt
HASP	Health and Safety Plan
IRM	Interim Remedial Measure
IRMWP	Interim Remedial Measure Work Plan
mg/kg	micrograms per kilogram
MTBE	methyl tert-butyl ether
NAVD88	North American Vertical Datum of 1988
ng/L	nanograms per liter
NYC	New York City
NYCDOB	New York City Department of Buildings
NYCOER	New York City Office of Environmental Remediation
NYSDEC	New York State Department of Environmental Conservation
NYSDOH	New York State Department of Health
PBS	Petroleum Bulk Storage
PCB	polychlorinated biphenyl
PCE	tetrachloroethylene
PFAS	per- and polyfluoroalkyl substances
PFBA	perfluorobutanoic acid
PFOA	perfluorooctanoic acid
PFOS	Perfluorooctanesulfonic acid
PGWSCO	Protection of Groundwater Soil Cleanup Objective
PID	photoionization detector
ppb	parts per million
ppm	parts per million
QA/QC	quality assurance/quality control

Acronym	Definition
QAPP	Quality Assurance Project Plan
QEP	Qualified Environmental Professional
RAWP	Remedial Action Work Plan
RCRA	Resource Conservation and Recovery Act
RE	Remedial Engineer
RI	Remedial Investigation
RIR	Remedial Investigation Report
RIWP	Remedial Investigation Work Plan
RRGVs	Restricted Residential Guidance Values
RRSCO	Restricted Residential Soil Cleanup Objective
SRI	Supplemental Remedial Investigation
SVE	soil vapor extraction
SVOC	semivolatile organic compound
TAL	target analyte list
UST	underground storage tank
UUGVs	Unrestricted Use Guidance Values
UUSCO	Unrestricted Use Soil Cleanup Objective
VOC	volatile organic compound
µg/L	micrograms per liter
$\mu g/m^3$	micrograms per cubic meter

CONSTRUCTION COMPLETION REPORT

1.0 INTRODUCTION

This Interim Remedial Measure (IRM) Construction Completion Report (CCR) has been prepared by AKRF, Inc. (AKRF) on behalf of 350 GC Property Owner LLC for the 350 Rising site, located at 350 Grand Concourse in the Bronx, New York (NY) (hereafter referred to as the "Site"). The Site is identified on the New York City (NYC) Tax Map as Bronx Borough Tax Block 2341, Lot 42. Historically, the Subject Property was referred to as Lots 42 and 47; Lot 47 was associated with the historical address 370 Grand Concourse before it was merged with Lot 42 into a single lot (identified as Lot 42). A Site Location Map is provided as Figure 1.

The Site was entered into the New York State Department of Environmental Conservation (NYSDEC) Brownfield Cleanup Program (BCP) on May 4, 2022 with Brownfield Cleanup Agreement (BCA) Index No. C203153-04-22 . The 350 GC Property Owner LLC (Volunteer) recently acquired the Site from 350 Rising LLC (Former Volunteer), and a BCA Amendment was approved by NYSDEC on February 12, 2025 to reflect the change in the BCP Volunteer entity. The BCP Site boundaries are shown on Figure 2. It is noted that the Site also has E-Designations with the NYC Office of Environmental Remediation (NYCOER) for Hazardous Materials, Air Quality, and Noise.

This CCR has been prepared to document the IRM activities performed in accordance with the NYSDEC-approved IRM Work Plan (IRMWP) dated September 2022 and the IRM Modification Request letter dated February 20, 2025. These activities included: demolition of the existing Site structures; closure and removal of three out-of-service underground storage tanks (USTs), fill ports, and vent lines; removal of the former soil vapor extraction (SVE) system subgrade components; excavation for a soil hotspot in the northern portion of the Site containing elevated concentrations of lead (non-hazardous); and endpoint soil sampling in locations where excavation and removal activities occurred.

2.0 SITE DESCRIPTION AND HISTORY

2.1 Site Description

The Site is composed of a vacant, partially concrete-paved lot with no structures present, surrounded by a plywood construction fence along the property boundaries. The Site was formerly developed with a gasoline service station that included a one-story convenience store, a sales kiosk, and a canopy-covered gasoline pump dispenser area, which ceased operations in November 2021. A Site Plan is provided as Figure 2. The Site is zoned as commercial (C6-2A), which has a residential equivalent (R8A).

2.2 Description of Surrounding Property

The Site is bounded to the north by a three-story residential building and a five-story apartment building, followed by East 144th Street; to the east by a vacant vegetated area, followed by Metro North Railroad tracks; to the south by a nine-story hotel, followed by various automotive repair shops; and to the west by Grand Concourse, followed by a U-Haul Storage and Moving facility. The Harlem River is the nearest surface water body, located approximately 1,000 feet southwest of the Site.

The surrounding area is developed primarily with automotive, commercial, transit, and residential uses. The underground NYC Transit subway tracks for the 4- and 5-Trains run beneath Grand Concourse, located west-adjacent to the Site.

2.3 Site Geology, Hydrogeology, and Subsurface Characteristics

Prior to any remedial excavations, the stratigraphy of the Site, from the ground surface down, generally consisted of fill comprising silt with sand, brick, and gravel extending as deep as 17 feet below ground surface (bgs), underlain by apparent native silt, sand, and clay with gravel to boring termination depths (between 13 and 25 feet bgs) and/or apparent weathered bedrock encountered between 7 and 20 feet bgs.

According to a survey of the Site prepared by Fehringer Surveying P.C., dated March 4, 2022, the ground surface elevation of the Site is between approximately 33 and 38 feet above the North American Vertical Datum of 1988 (NAVD88), which is an approximation of mean sea level. The Site surface topography is relatively level, and the regional surface topography generally slopes southwest towards the Harlem River. During previous investigations groundwater was encountered between approximately 12 and 18 feet bgs, or elevation 13 to 22.5 feet NAVD88. Groundwater generally flows in a southwesterly direction beneath the Site and surrounding area. However, the groundwater flow direction can be affected by many factors including tidal influence, pumping at nearby construction sites, subsurface openings, or obstructions such as subway tunnels, basements, the bedrock surface, underground utilities, and other factors. Groundwater in the Bronx is not used as a potable source and there are no surface water bodies on or immediately adjacent to the Site.

2.4 Site History and Previous Owners

Historic records indicate that that as early as 1891, the Site was developed with several two- to four-story dwellings and from 1908 to 1935, and the southern portion of the Site was depicted as the NYC and HR Railroad Co. with multiple two- to four-story structures. By 1935, the Site was occupied by automotive related businesses/facilities and uses that included various gasoline filling stations, auto sales, and auto body repair with associated gasoline USTs between 1944 and 2021.

Between at least 1979 and 2001, the Site was occupied by two gasoline filling stations along the northern and southern portions. Between 2003 and 2021, the Site was occupied by a single gasoline filling station in the central portion. Site operations ceased in November 2021, and all on-site buildings were demolished in July and August 2022. The Site is currently listed on the NYSDEC

Petroleum Bulk Storage (PBS) database with three closed-removed 12,000-gallon gasoline USTs, and five closed-removed 4,000-gallon gasoline USTs.

Past owners of the Site include: Mobile Oil Corporation in 1979; Amoco Oil Company in 1990; BP Products North America Inc. in 2008; 350 Rising LLC from 2021 to 2024; and 350 GC Property Owner LLC from 2024 to present.

2.5 Proposed Development

The proposed development, which will be implemented under a forthcoming Remedial Action Work Plan (RAWP), is still being finalized and is subject to change, but will likely include a 14-story mixed-use commercial and residential building with Site-wide excavation to approximately 15 feet bgs; however, bedrock may limit the excavation depth in some areas of the Site.

3.0 PREVIOUS ENVIRONMENTAL REPORTS

Previous environmental reports are summarized below.

Phase I Environmental Site Assessment – 350 and 370 Grand Concourse, Bronx, NY, AKRF, October 2021

AKRF completed a Phase I Environmental Site Assessment (ESA) in October 2021 for the Site. The assessment revealed the following:

- The Site was observed to be a former gasoline service station, with three 12,000-gallon gasoline USTs within a tank field in the southeastern corner of the Site, two minimally filled 55-gallon drums of a gasoline/water mixture in the rear yard of the convenience store, and nine gasoline pump dispenser islands in the center of the Site. Petroleum-like staining was observed on and around each of the gasoline pump dispenser islands and within the tank field area. Multiple monitoring wells and suspected SVE system wells were observed throughout the Site, most of which were damaged and/or decommissioned condition. Two out-of-service SVE system vaults with associated gauges and hoses were observed near the eastern property line. An unidentified drywell with an unknown discharge point was observed in the northwestern corner of the Site, behind the convenience store.
- The Site was identified on historical Sanborn maps, city directories, and local records, and in the following databases for current and former operations (including various automotive services/repair and petroleum storage/filling uses): NYSDEC Petroleum Spills, Resource Conservation and Recovery Act (RCRA) Generator/Transporter, NYSDEC PBS, and the Environmental Data Resources, Inc. (EDR) Historic Auto Station. NYSDEC Spill Nos. 98-14075 and 01-11974 remain open, which are associated with the Site.
- A review of the historical city directories, Sanborn maps, and regulatory databases identified numerous automotive, commercial, and dry cleaning/laundry uses on adjacent and surrounding blocks as early as 1891.

Subsurface (Phase II) Investigation Report – 350 and 370 Grand Concourse, Bronx, NY, AKRF, October 2021

AKRF prepared a Subsurface (Phase II) Investigation Report for the Site in October 2021. The investigation was conducted to determine whether current and/or former on-site or off-site activities had adversely affected the Site's subsurface. The investigation included: a geophysical investigation; advancement of 14 soil borings; retrofitting eight borings to permanent groundwater monitoring wells; installation of nine temporary soil vapor points; and collection and laboratory analysis of 28 soil, six groundwater, and nine soil vapor samples. Groundwater was encountered at between approximately 12 and 18 feet bgs.

Subsurface materials consisted of historic fill (silt with sand, brick, and gravel) from ground surface to approximately 7 to 17 feet bgs generally underlain by either apparent native soil (silt, sand, and clay with gravel) to the terminus of the borings (between 13 and 25 feet bgs) or apparent weathered bedrock encountered between 7 and 20 feet bgs. Strong petroleum-like odors and elevated photoionization detector (PID) readings ranged up to 15,000 parts per million (ppm) (the maximum reading of the PID instrument) were noted in borings SB-02, SB-03, SB-13, and SB-14 at depths ranging between 9 to 21 feet bgs and in SB-15 at a depth of 4 to 5 feet bgs.

Soil sample analytical results were compared to NYSDEC 6 New York Codes, Rules, and Regulations Part 375 Unrestricted Use Soil Cleanup Objectives (UUSCOs) and Restricted Residential Soil Cleanup Objectives (RRSCOs), and per- and polyfluoroalkyl substances (PFAS) results were compared to the NYSDEC Sampling, Analysis, and Assessment of PFAS guidance document's (dated January 2021; latest version at the time of that report) Unrestricted Use Guidance Values (UUGVs) and Restricted Residential Guidance Values (RRGVs). Volatile organic compounds (VOCs) were additionally compared to the Part 375 Protection of Groundwater Soil Cleanup Objectives (PGWSCOs). Groundwater analytical results were compared to NYSDEC Technical and Operational Guidance Series (1.1.1): Class GA Ambient Water

Quality Standards and Guidance Values (AWQSGVs), and PFAS results were compared to the NYSDEC Screening Levels. There are currently no published guidelines for soil vapor; therefore, soil vapor data was presented without comparative standards.

A summary of the analytical results is as follows:

Soil

- Concentrations of one or more VOCs, specifically petroleum-related VOCs, exceeded their respective UUSCOs and PGWSCOs, but not their RRSCOs, in four soil samples. The VOCs were attributed to the former usage of the Site as a gasoline station and auto repair.
- The semivolatile organic compounds (SVOCs) dibenz(a,h)anthracene and indeno(1,2,3-c,d)pyrene exceeded their respective RRSCOs in one sample collected from the top 2 feet from SB-10. These SVOCs are considered polycyclic aromatic hydrocarbons, a class of compounds commonly found in ash, asphalt, and petroleum products, and may have been attributable to the historic fill material encountered in the boring at the corresponding depth and/or with the open NYSDEC petroleum spills.
- Polychlorinated biphenyls (PCBs) (Aroclor 1248 and Aroclor 1254) were detected in two samples at concentrations above the UUSCOs, but below the RRSCOs. The detected PCBs were attributed to historic fill material but may also be related to former auto repair usage.
- Three pesticides (4,4'-DDE, 4,4'-DDT, and dieldrin) were also detected in samples exceeding the UUSCOs, but below the RRSCOs. The detected pesticides were attributed to historic fill material, which was observed in each of the soil borings.
- Barium, copper, and lead were detected at concentrations above their respective RRSCOs in three soil samples analyzed from within the historic fill layer. Elevated concentrations of other metals (hexavalent chromium, nickel, mercury, and zinc) were detected above the UUSCOs, but below the RRSCOs in multiple soil samples. These findings were attributed to the historic fill material observed in the borings at corresponding depths; however, the some of the metals detected could have been associated with the former Site usage of leaded-gasoline and/or former auto repair.
- Perfluorooctanesulfonic acid (PFOS) and perfluorooctanoic acid (PFOA) were detected in one or more soil samples collected from the top 2 feet bgs, which may have been attributable to the former Site usage as a gasoline station and auto repair and its fire suppression equipment and/or an off-site source. These PFAS compounds were detected at concentrations above the UUGVs, but below the RRGVs.

Groundwater

- Petroleum-related VOCs were detected above AWQSGVs in four groundwater samples located in the west-central and southern portions of the Site, downgradient of the former pump islands and tank field. The VOCs were attributed to the former Site usage as a gasoline station and auto repair.
- Two SVOCs (2,4-dimethylphenol and naphthalene) were detected above AWQSGVs in two groundwater samples located in the west-central and southern portions of the Site, downgradient of the former pump islands and tank field. These SVOCs may have been attributable to the historic fill material encountered and/or with the open NYSDEC petroleum spills.
- Unfiltered (total) metals, including iron, magnesium, manganese, and sodium, were detected above AWQSGVs in multiple groundwater samples, whereas the filtered (dissolved) sample exceedances were limited to magnesium, manganese, and sodium. The exceedances were likely indicative of natural conditions or representative of regional conditions.
- No PCBs or pesticides were detected in any of the groundwater samples collected.

- PFOS and PFOA were detected at concentrations above the NYSDEC PFAS Screening Levels in one or more groundwater samples, which may have been attributable to the former usage of the Site as a gasoline station and auto repair and its fire suppression equipment and/or an off-site source.

Soil Vapor

- Concentrations of petroleum-related VOCs and chlorinated VOCs (CVOCs) were identified in the soil vapor samples. The petroleum-related VOCs [concentrations up to 83,000 micrograms per cubic meter (mg/m^3) of 2,2,4-trimethylpentane in a diluted sample run] were likely associated with the former Site usage as a gasoline station and auto repair facility. CVOCs were detected in one or more soil samples at concentrations up to 650 $\mu g/m^3$ [tetrachloroethene (PCE)].

Brownfield Cleanup Agreement – 350 Grand Concourse, Bronx, NY, NYSDEC, May 2022

On May 4, 2022, 350 Rising LLC entered into a BCA with NYSDEC (Site No. C203153) as a Volunteer to investigate and remediate the Site.

Remedial Investigation Work Plan – 350 Grand Concourse, Bronx, NY, AKRF, June 2022

Under the BCP, AKRF prepared a Remedial Investigation Work Plan (RIWP) for the Site. The RIWP proposed the collection of soil, groundwater, and soil vapor samples to further define the nature and extent of contamination in on-site soil, groundwater, and soil vapor. The RIWP scope included: a geophysical investigation followed by the advancement of 14 borings (with collection of two samples from each boring), the installation of five permanent groundwater monitoring wells with the collection and laboratory analysis of one groundwater sample from each, and the installation of six temporary soil vapor points with the collection and laboratory analysis of one soil vapor sample from each.

Interim Remedial Measure Work Plan – 350 Grand Concourse, Bronx, NY, AKRF, September 2022

AKRF prepared an IRMWP for the Site, which proposed: demolition of the existing site structures (specifically the pump island canopy, pump islands, convenience store, and kiosk) to enable completion of the RI detailed in the June 2022 RIWP; closure/removal of the three out-of-service 12,000-gallon gasoline USTs; removal of the former SVE system subgrade components; excavation and disposal of soil above Part 375 RRSCOs to 2 feet bgs site-wide, and additional excavation to remediate petroleum-contaminated soil (source material) and soil hotspot in the northern portion of the Site containing elevated concentrations of lead (non-hazardous); implementation of a groundwater treatment program; and importation of clean backfill to establish site grades after excavation. The IRMWP was based upon the findings presented in previous investigations.

Phase I ESA – 350 Grand Concourse, Bronx, NY, AKRF, November 2024

AKRF completed a Phase I ESA in November 2024 for the Site. The assessment revealed the following:

- The Site was identified on historical Sanborn maps, city directories, local records, and in the following databases for former operations, including various automotive services/repair as well as petroleum storage/filling: NYSDEC Petroleum Spills, RCRA Generator/Transporter, NYSDEC PBS, NYSDEC BCP, Aerometric Information Retrieval System Facility Subsystem, Facility Index System/Facility Registry System, Enforcement & Compliance History Information, New York and New Jersey Manifest, and EDR Historic Auto Station.

- The Site was enrolled in the BCP in 2022. Previous environmental investigations identified petroleum-related VOCs, SVOCs, metals, pesticides, and PFAS in soil; petroleum-related VOCs, SVOCs, metals, and PFAS in groundwater; and solvent- and petroleum-related VOCs in soil vapor. The contamination appears to be related to a combination of historic fill materials and historic Site operations, including gasoline station and auto repair. NYSDEC Spill Nos. 98-14075 and 01-11974 previously assigned to the Site remain open.

- Typical fire suppression equipment (fire extinguishers and sprinklers under a gasoline dispenser canopy) associated with the former gasoline station at the Site may have included the use of chemicals containing PFAS.
- The regulatory databases, historical Sanborn maps, City Directory listings, and the reconnaissance identified the following adjacent and nearby properties with some potential to have affected the Site subsurface:
    a. U-Haul, located at 350-368 Walton Avenue, west-adjacent to the Site across Grand Concourse, was listed with NYSDEC Spill Nos. 93-07897 and 00-12172 when benzene, toluene, ethylbenzene, and xylenes (collectively referred to as BTEX)- and methyl tert-butyl ether (MTBE)-contaminated soil and groundwater were encountered during redevelopment activities at that property. This property was also listed in the RCRA- small quantity generators database with benzene, tetrachloroethylene, and ignitable waste between 1993 and 2023. Multiple rounds of groundwater sampling in 2001 and 2002 showed concentrations of BTEX and MTBE were decreasing. NYSDEC issued a No Further Action Letter for Spill Nos. 93-07897 and 00-12172 in 2002 and 2003, respectively.
    b. Former and/or current gasoline filling stations, automotive facilities, dry cleaners, a coal yard, plating, a fur dressing and dyeing company, painting facilities, and manufacturing facilities.

DRAFT Remedial Investigation Report – 350 Grand Concourse, Bronx, NY, April 2024

AKRF prepared a Remedial Investigation (RI) Report (RIR) for the Site in April 2024 documenting the RI activities performed in 2022. The RI included; advancement of 14 soil borings; retrofitting four borings to permanent groundwater monitoring wells; installation of six temporary soil vapor points; and collection and laboratory analysis of 28 soil, three groundwater (one of the four wells installed was dry), and six soil vapor samples. Groundwater was encountered between approximately 14 and 18 feet bgs.

Subsurface materials consisted of historic fill (silt with sand, brick, and gravel) from ground surface to approximately 7 to 17 feet bgs generally underlain by either apparent native soil (silt, sand, and clay with gravel) to the terminus of the borings (between 13 and 20 feet bgs) or apparent weathered bedrock encountered between 9 and 20 feet bgs. Strong petroleum-like odors and elevated PID readings ranged up to 13,000 ppm were noted in borings RI-SB-16, RI-SB-22, RI-SB-23, RI-SB-25 and RI-SB-29. Non-aqueous phase liquid was not observed in the soil borings.

The RIR remains draft and will be updated and resubmitted to NYSDEC for review and approval at the completion of a forthcoming Supplemental RI (SRI). A work plan for the scope of the SRI will be submitted to NYSDEC for approval before implementation.

A summary of the RI analytical results is as follows:

Soil

- Seventeen VOCs (1,2,4-trimethylbenzene, 1,3,5-trimethylbenzene, 2-butanone, acetone [a common laboratory contaminant], benzene, carbon disulfide, cyclohexane, ethylbenzene, isopropylbenzene, MTBE, methylcyclohexane, m-xylene & p-xylene, n-propylbenzene, o-xylene, tetrachloroethene, toluene, and total xylenes) were detected in one or more of the soil samples, however only acetone was detected above the PGWSCOs and UUSCOs, but below the RRSCOs at concentrations ranging from an estimated concentration of 0.0071 to 0.22 milligrams per kilogram (mg/kg) in sample RI-SB-16_(0-2)_20220204, RI-SB-16_(6-8)_20220204, and the blind duplicate.
- Twenty-nine SVOCs were detected in 27 of the 28 soil samples analyzed, and the blind duplicates, at total concentrations ranging from an estimated concentration of 0.0054 to 4.5 mg/kg. The following SVOCs were detected above the RRSCOs: benzo[a]anthracene (4.1 mg/kg in RI-SB-25_(0-2)_20220203), benzo[a]pyrene (3.5 mg/kg in RI-SB-25_(0-2)_20220203), benzo[b]fluoranthene (max. 4.5 mg/kg in RI-SB-25_(0-2)_20220203), chrysene (3.9 mg/kg in RI-SB-25_(0-2)_20220203),

dibenz(a,h)anthracene (0.63 mg/kg in RI-SB-25_(0-2)_20220203), and indeno(1,2,3-c,d)Pyrene (max. 2.6 mg/kg in RI-SB-25_(0-2)_20220203).

- All 25 metals analyzed were detected in one or more of the soil samples. The following three metals were detected above the RRSCOs: barium (max. 571 mg/kg in RI-SB-24_(3-5) 20220131), copper (max. an estimated 282 mg/kg in RI-SB-21_(0-2)_20220203), and lead (max. 1,130 mg/kg in RI-SB-24_(3-5)_20220131). Five metals (arsenic, nickel, zinc, hexavalent chromium, and mercury) were detected above their respective UUSCOs but below their RRSCOs.
- PCBs were not detected in the soil samples analyzed.
- Three pesticides were detected in one or more of the soil samples at concentrations above the UUSCOs, but below the RRSCOs, including: 4,4'-DDT (0.012 mg/kg in RI-SB-25_(0-2)_20220203), aldrin (0.0098 mg/kg in RI-SB-27_(1-3)_20220131) and dieldrin (0.048 mg/kg in RI-SB-27_(1-3)_20220131).
- PFOS and PFOA were detected in one or more soil samples at concentrations above the UUGVs, but below the RRGVs, including: PFOS [max. an estimated 3.21 parts per billion (ppb) in the blind duplicate] and PFAS (0.92 ppb in the blind duplicate).

Groundwater

- Seven VOCs were detected above the AWQSGVs in sample RI-MW-23_20220211, including: benzene [max. 32 micrograms per liter (µg/L)], isopropylbenzene (max. 16 µg/L), m/p-xylenes (max. 28 µg/L), MTBE (max. 13 µg/L), n-propylbenzene (max. 14 µg/L), sec-butylbenzene (max. 5.2 µg/L), and toluene (max. 7.8 µg/L). VOCs were not detected in the aqueous field blank or trip blank.
- Twenty-five SVOCs were detected in one or more of the groundwater samples analyzed. Three SVOCs were detected at concentrations above their respective AWQSGVs in sample RI-MW-22_20220211 and the blind duplicate sample: benzo[a]anthracene (max. an estimated 0.91 µg/L), benzo[a]pyrene (max. 0.45 µg/L estimated) and phenol (max. 3.3 µg/L estimated). No SVOCs were detected in the aqueous field blank.
- Twenty metals were detected in the total (unfiltered) groundwater samples, and five metals (iron, lead, magnesium, manganese, and sodium) were detected above the AWQSGVs in one or more samples. Total iron was detected in all samples and the blind duplicate sample at concentrations ranging from 227 to 5,100 µg/L; total lead was detected in two samples and the blind duplicate sample at concentrations ranging from 16 to 34.4 µg/L; total magnesium was detected in all samples and the blind duplicate sample at concentrations ranging from 7,270 to 52,500 µg/L; total manganese was detected in all samples and the blind duplicate sample at concentrations ranging from 179 to 366 µg/L ; and total sodium was detected in all samples and the blind duplicate sample at concentrations ranging from 106,000 to 399,000 µg/L. Total (unfiltered) metals were not detected in the aqueous field blank above AWQSGVs.
- Nineteen metals were detected in the dissolved (filtered) groundwater samples, and two metals (magnesium and sodium) were detected above the AWQSGVs in one or more samples. Dissolved magnesium was detected in all samples and the blind duplicate sample at concentrations ranging from 2,110 to 52,400 µg/L; and dissolved sodium was detected in all samples and the blind duplicate sample at concentrations ranging from 117,000 to 486,000 µg/L. Dissolved metals were not detected in the aqueous field blank.
- PCBs and pesticides were not detected above laboratory reporting limits in any of the groundwater samples or in the aqueous field blank.
- PFAS compounds were detected in one or more of the groundwater samples analyzed, including PFOA and PFOS being detected in all three samples (and the blind duplicate sample) at concentrations ranging from 12.3 nanograms per liter (ng/L) to 38.9 ng/L, above the NYSDEC Screening Level of 10 ng/L.

Soil Vapor

- Concentrations of petroleum-related VOCs and CVOCs were identified in the soil vapor samples. The petroleum-related VOCs [concentrations up to 670,000 mg/m^3 from a diluted analysis for 2,2,4-trimethylpentane] were likely associated with the former Site usage as a gasoline station and auto repair facility. CVOCs (including carbon tetrachloride, cis-1,2-dichloroethylene, PCE, and trichloroethylene) were detected in one or more samples at concentrations up to 11 $\mu g/m^3$ (PCE).

Brownfield Cleanup Agreement Amendment – 350 Grand Concourse, Bronx, NY, December 2024

A BCA Amendment was approved by NYSDEC on February 12, 2025 to reflect a change in the Volunteer entity from 350 Rising LLC to 350 GC Property Owner LLC, consistent with the property owner change for the Site.

IRM Modification Request for 350 Grand Concourse, Bronx, NY, AKRF, February 2025

AKRF prepared an IRM Modification Request in February 2025 to:

- Update NYSDEC of the work performed in 2022 under the IRMWP by the Former Volunteer, which included: 1) all on-site structures were demolished (specifically, the canopy, pump islands, convenience store, and kiosk); 2) three out-of-service 12,000-gallon gasoline USTs, associated piping, and fuel dispensers were removed and documented in a Tank Closure Package and Report submitted to NYSDEC in November 2023; 3) the former SVE system subgrade components were removed; 4) a soil hotspot in the northern portion of the Site containing elevated concentrations of lead was removed; and 5) endpoint soil samples were collected in locations where excavation and removal activities occurred, which were surveyed by a New York State licensed surveyor.
- Propose Site stabilization activities (disposal of the existing stockpiles generated in 2022 and partial backfill of the current open IRM excavation areas);
- Confirm that this IRM CCR would be prepared to document the completed IRM activities (including the Site stabilization activities); and
- Defer the remedial activities not performed as proposed in the 2022 IRMWP until implementation of the full remedy (i.e., additional remedial excavation and groundwater treatment), which will be defined in the forthcoming RAWP that will be prepared following completion of the SRI.

The IRM Modification Request was approved by NYSDEC in a letter dated March 18, 2025.

4.0 DESCRIPTION OF INTERIM REMEDIAL MEASURES

The IRM completed at the Site was conducted in accordance with the NYSDEC-approved September 2022 IRMWP and the IRM Modification Request letter dated February 20, 2025.

4.1 Governing Documents

4.1.1 Site Specific Health & Safety Plan

The Health and Safety Plan (HASP) was included in Appendix A of the IRMWP. All IRM work performed was in full compliance with governmental requirements, including Site and worker safety requirements mandated by federal Occupational Safety and Health Administration requirements. All remedial and invasive work performed at the Site complied with the HASP.

4.1.2 Community Air Monitoring Plan

The Community Air Monitoring Plan (CAMP) was included within the HASP as Appendix A of the IRMWP. The purpose of the CAMP was to establish air quality monitoring procedures and action limits for airborne particulate concentrations, VOC concentrations, and nuisance odors in the vicinity of remedial activities. Inspection and monitoring of the contractor's work practices were ongoing during the completion of remedial work. Proactive misting was conducted, weather-permitting, and response actions were implemented in response to CAMP exceedances.

Community air monitoring consisted of utilizing two fixed, automated stations to continuously log both instantaneous values and 15-minute time-weighted average values for VOCs and particulates with a MiniRAE 3000 PID equipped with a 10.6 electron-volt (eV) lamp and TSI 8530 DustTrak particulate meter, respectively. The stations were generally located upwind and downwind of the intrusive work along the perimeter of the Site. Station locations were determined prior to the start of work each day, depending on the location of work and wind direction, and were adjusted throughout the day. All applicable remedial and invasive work performed at the Site complied with the CAMP.

4.1.3 Quality Assurance Project Plan

The Quality Assurance Project Plan (QAPP) was included as Appendix B of the IRMWP. The purpose of the QAPP was to establish policies, objectives, organization, functional activities, and quality assurance/quality control (QA/QC) activities designed to achieve the project data quality objectives. All applicable remedial and invasive work performed at the Site complied with the QAPP.

4.1.4 Citizen Participation Plan

A June 2022 Citizen Participation Plan (CPP) was approved by NYSDEC and New York State Department of Health (NYSDOH). Document repositories were established in the CPP at the locations listed in Table T1 below, and contain all applicable project documents:

Table T1
Document Repositories

New York Public Library – Woodstock Branch 761 East 160th Street, Bronx, New York 10456	Bronx Community Board 1 3024 3rd Avenue, Bronx, New York 10455

Project documents can also be found at the NYSDEC DECInfo Locator for the Site at https://extapps.dec.ny.gov/data/DecDocs/C203153/. All Fact Sheets include a Spanish translation.

4.2 Remedial Program Elements

4.2.1 Contractors and Consultants

- AKRF served as the environmental consultant and Qualified Environmental Professional (QEP) responsible for oversight and performance of the IRM work with respect to the NYSDEC-approved September 2022 IRMWP and under the oversight of the Remedial Engineer (RE).
    - The RE was Rebecca Kinal, P.E., of AKRF. Ms. Kinal is a registered P.E. licensed by the State of New York (License No. 082046) and had primary responsibility for implementation of the IRM activities.
    - The Quality Assurance Officers were Deborah Shapiro, QEP and Marc Godick, QEP. Ms. Shapiro and Mr. Godick were responsible for adherence to the IRMWP and IRM Modification Request and reviewed the procedures with all personnel prior to commencing any fieldwork. Ms. Shapiro conducted a Site visit to assess implementation of the procedures.
    - The project managers were Scott Caporizzo and Kenneth Wiles. Mr. Caporizzo and Mr. Wiles' primary responsibility was to oversee and manage implementation of the IRM, including: assisting with the remedial activities in the field, scheduling, reporting, attending Site meetings, corresponding with the Site owner and regulatory agencies, and preparing this CCR. They were responsible for the general oversight of all aspects of the project, including budgeting, data management, and field program decision-making.
    - The primary Site Safety Officers and field technicians for the implementation of the IRM were Antonio Cardenas and Sydney Rubin. Mr. Cardenas and Ms. Rubin were responsible for implementing the IRMWP, IRM Modification Request, HASP (including the CAMP) in the field, and reporting.
- Environmental Consulting and Management Services, Inc. (ECMS) of New City, NY and Clear River Environmental (CRE) of Ronkonkoma, NY served as the UST removal contractors.
- AARCO Environmental Services Inc. (AARCO) of Manorville, NY and Mercury Tank & Pump Service, Inc. (Mercury) of Massapequa, NY served as the NYC Fire Department (FDNY) UST closure contractors.
- Brookside Environmental, Inc. of Copiague, NY served as the remedial contractor responsible for loading the trucks for the disposal of the generated soil stockpiles and placement of the imported backfill.
- Clean Earth, Inc. of Hatfield, Pennsylvania (and their affiliated disposal facility entities) served as the soil disposal broker and disposal facility vendor).
- Eastern Environmental Solutions Inc. of Manorville, NY decommissioned well '13' (assumed to be associated with the former SVE system).
- Eurofins-TestAmerica Laboratories, Inc. (Eurofins-TestAmerica), of Edison, New Jersey served as the environmental analytical laboratory for all endpoint samples and all import samples. Eurofins-TestAmerica is a NYS Environmental Laboratory Approval Program (ELAP)-certified laboratory.
- Pine Environmental, LLC of Windsor, NJ and Eco-Rental Solutions, LLC of Elmsford, NY provided the environmental monitoring equipment rental.

- L.A.B Validation Corp. of East Northport, NY was the third-party data validator who prepared the Data Usability Summary Reports (DUSRs) and validated electronic data deliverables (EDDs) for NYSDEC submittal via the Environmental Quality Information System (EQuIS™).
- Fehringer Surveying, P.C. of Seaford, NY served as the NYS-licensed surveyor to document endpoint sample locations and elevations.

4.2.2 Site Preparation, General Controls, and Nuisance Controls

Site preparation activities involving major mobilization events for the completion of the remedial work included the following:

- Site Security – The Site was closed from public access during IRM implementation by a construction fence with locking gates along Grand Concourse.
- Mobilization – Mobilization of contractors for the IRM included the equipment mobilization, utility mark outs, and marking and staking of excavation areas.
- Equipment and Material Staging – Staging and storage of equipment and materials were contained within the secured Site during completion of the IRM work. Site machinery was shut down and locked on-site at the end of each workday.
- Erosion and Sediment Controls – Generated stockpiles of excavated soil were covered with polyethylene sheeting and secured with large rocks or other appropriate ballast weights to protect against leaching or runoff of contaminants into groundwater or stormwater. All vehicles leaving the Site were inspected to ensure that no soil adhered to the wheels or undercarriage of the vehicles. No situations occurred involving material spilled in transit and all mud and dust tracked off-site were promptly cleaned up. The access routes were inspected for road conditions, overhead clearance, and weight restrictions. No erosion or sedimentation problems occurred during performance of the IRM.
- Stockpile Methods – Excavated materials were screened continuously for contamination during all earthwork. Excavated materials were placed on, and covered with, polyethylene sheeting pending off-site disposal at the appropriate receiving facility. Soil was staged as far from the Site boundaries as possible,
- Soil Screening Results – During IRM excavation, the PID readings were minimal and no signs of contamination were observed (e.g., visual, olfactory, etc.) for the former dispenser area, UST excavation to remove the three 12,000-gallon USTs, and lead (non-hazardous) hotspot removal; however, a maximum PID reading of 66 ppm was detected during removal of the former SVE system in the northeastern area of the Site.
- Equipment Decontamination Procedures – All soil sampling equipment was either dedicated or decontaminated between sampling locations. The equipment decontamination procedure established in the QAPP, included in Appendix B of the IRMWP, was implemented during use of any non-dedicated sampling equipment.
- Monitoring Well Decommissioning – One well, '13' (assumed to be associated with the former SVE system), was removed from the subsurface. The remaining on-site wells remain intact and will be decommissioned prior to the implementation of the forthcoming RAWP. The decommissioning log is included in Appendix A.
- Airborne Particulate Control – Airborne particulate concentrations were monitored using hand-held (roving) particulate monitoring equipment on a periodic basis (minimum once per hour), and continuously during all work at upwind and downwind

fixed monitoring stations. The fixed stations used radiotelemetry to send real time alarms to field personnel if the CAMP air monitoring action levels were exceeded (however, no action levels were exceeded during the IRM activities).

- Odor Control – Odors were monitored within the work zone and community via olfactory inspection and with a PID. Odors were controlled by staging excavated material on top of and under polyethylene sheeting. Based on work zone and community air monitoring results, additional odor control techniques were not deemed necessary during contaminated material excavation or loading, or during the remainder of IRM implementation.
- Truck Routing – Trucks were routed to and from the Site in accordance with NYC Department of Transportation truck routes.
- Complaints Response – Two complaints were received throughout the duration of the IRM implementation pertaining to the demolition work. The complaint, response, and any action item are detailed below:
  - NYC Department of Buildings (NYCDOB) Complaint Nos. 2349005 and 2349006: On July 14, 2022, complaints were received related to demolition work order in advance of the proper notification to NYCDOB. Proper notice was given, and the demolition work resumed on July 15, 2022.
- Job Site Record Keeping – Job site record keeping was appropriately documented during the completion of IRM work by taking notes in dedicated field books, filling out appropriate sampling log sheets, taking digital photographs, and collecting available copies of disposal or material specification documentation from contractors completing the remedial work.

All work was conducted under the NYSDEC-approved IRMWP for the Site. The Volunteer complied with all federal, state, and local requirements during the implementation of the IRM field work. All permits and government approvals required for remedial construction were obtained prior to the start of remedial construction.

4.2.3 Community Air Monitoring Program Results

Community air monitoring was performed for VOCs and airborne particulate matter at upwind and downwind fixed monitoring stations at the perimeter of the remedial excavation during all IRM activities. Station locations were adjusted daily depending upon wind conditions, planned work locations, and logistical feasibility based on Site work. CAMP station location, wind direction, and work area location(s) were provided in each daily report submitted to NYSDEC and NYSDOH. CAMP data are provided in Appendix B and daily reports are provided in Appendix C. No exceedances of action levels stated in the CAMP were noted during air monitoring.

4.2.4 Reporting

Daily Reports – Daily reports were submitted to the NYSDEC project manager throughout the duration of IRM implementation. The daily reports included an update of progress made during the reporting day, locations of work and quantities of material imported and exported from the Site, references to a Site map for Site activities, a summary of CAMP findings (including exceedances, if any), an explanation of notable Site conditions, photographs, and fixed monitoring station data. All daily reports are included in Appendix C. A photographic log is included as Appendix D.

4.3 Demolition of Existing Structures

Demolition of the existing structures (specifically, the canopy, pump islands, convenience store building, and kiosk) was conducted in July 2022. Construction and demolition (C&D) debris generated during demolition was transported as NYSDEC Part 360 solid waste to a permitted processing, disposal, or recycling facility.

A NYCDOB demolition permit was obtained prior to commencement of the demolition work. In addition, the NYSDEC Change of Use form was submitted on June 10, 2022. ACM inspection and abatement was conducted in accordance with applicable regulations and guidelines. Demolition operations was conducted in compliance with the NYC Building Code, the NYC Fire Code, and applicable Occupational Safety and Health regulations.

4.4 Removal of Former SVE System Subgrade Components

On October 25, 2022, AKRF oversaw the removal of the subsurface SVE system piping components by ECMS and CRE in the northeastern portion of the Site. The removed portions of the SVE system were transported off-site for disposal by Castle Sanitation Corp. of Maspeth, NY to Empire Recycling Services, LLC located in Brooklyn, NY along with the USTs discussed in Section 4.5 below.

The former SVE system piping ran through a former UST area for five 4,000-gallon gasoline USTs that were previously removed. A maximum PID reading of 66 ppm was detected from this area when removing the former SVE system piping; however, no other signs of contamination were observed (e.g., visual, olfactory, etc.).

One well identified as '13', which appeared to be associated with the former SVE system, was fully-removed (pulled from the subsurface). The remaining on-site wells remain intact and will be decommissioned in prior to the implementation of the forthcoming RAWP. The decommissioning log is included in Appendix A.

4.5 UST and Dispenser Closure Activities

On October 24, 2022, AKRF oversaw the removal of the subsurface UST piping components (including fuel lines to the former dispensers) by ECMS and CRE. Approximately 400 gallons of contents (gasoline and water) were removed from the three USTs by AARCO and transported to Advanced Wastewater Treatment Corp. (AWWT), Farmingdale, New York.

On October 27 and 28, 2022, AKRF oversaw the removal of the three 12,000-gallon USTs as they were removed from the subsurface by CRE under the direction of Mercury. The USTs were placed on plastic sheeting, purged of vapors, and the interiors thoroughly cleaned of residual petroleum to facilitate their disposal. After cleaning, an additional 175 gallons of gasoline and water mixture were removed from the USTs and transported to AWWT.

Following removal of the three 12,000-gallon USTs from the subsurface, the UST excavation was field-screened with a PID for evidence of contamination. There were minimal PID readings, but no indications of a petroleum release observed. No holes, cracks or pitting were observed in the UST carcasses. The UST carcasses were transported off-site for disposal by Castle Sanitation Corp. of Maspeth, NY to Empire Recycling Services, LLC located in Brooklyn, NY.

UST post-excavation sampling was completed in accordance with the NYSDEC Division of Environmental Remediation (DER) Technical Guidance for Site Investigation and Remediation (DER-10), which consisted of the collection of six soil sidewall endpoint samples (IRM-EX-024 through IRM-EX-029) at a depth of 7.5 feet bgs: one from each of four sidewalls, with an additional sample collected from the eastern and western sidewalls. Due to the presence of a thick underlying concrete slab, collection of bottom endpoint samples was not feasible. Removal of the underlying concrete slab and collection of bottom endpoint samples will be conducted under the forthcoming

RAWP. The endpoint samples were submitted for analysis of VOCs by United States Environmental Protection Agency (EPA) Method 8260 and SVOCs by EPA Method 8270. In accordance with DER-10, with a minimum of one sample every 900 square of excavation, IRM-EX-025 was additionally analyzed for pesticides by EPA Method 8081, PCBs by EPA Method 8082, target analyte list (TAL) Metals using EPA Method 6000/7000 series, 1,4-dioxane by EPA Method 8270, and PFAS by modified EPA Method 537.

A NYSDEC PBS Application and UST Closure Report was submitted to NYSDEC on February 2, 2023 (and resubmitted on November 3, 2023) to update the PBS database (PBS Facility ID # 2-600110) regarding the removal of the USTs. The NYSDEC PBS Application and UST Closure Report and proof of closure showing the updated PBS database are included in Appendix E.

Endpoint samples (IRM-EX-001 through IRM-EX-018) were collected beneath the locations of the former fuel dispenser piping associated with the USTs at depths of 3 to 4 feet bgs in accordance with DER-10, with a minimum of one sample for every 15 linear feet of piping. The endpoint samples were submitted for analysis of VOCs by EPA Method 8260 and SVOCs by EPA Method 8270 (with the exception of IRM-EX-015, where VOCs were not analyzed due to a field oversight). The former dispenser area was not fully excavated or trenched. The surface concrete slab was only removed where necessary to pull the former dispenser fuel piping. Where the concrete slab was removed, endpoint samples were collected at depths of 3 to 4 feet bgs. In accordance with DER-10 and as specified in the IRMWP, a minimum of one endpoint sample was collected every 900 square feet of excavation area (corresponded to IRM-EX-003, IRM-EX-004, IRM-EX-007, IRM-EX-008, IRM-EX-011, IRM-EX-012, IRM-EX-015, and IRM-EX-016) and these samples were additionally analyzed for pesticides by EPA Method 8081, PCBs by EPA Method 8082, TAL Metals using EPA Method 6000/7000 series, 1,4-dioxane by EPA Method 8270, and PFAS by modified EPA Method 537.

4.6 Lead Hotspot Removal (Non-Hazardous)

An approximately 10-foot by 10-foot excavation to a depth of approximately 5 feet bgs was performed to remove a lead hotspot in the northern portion of the Site identified during the RI. The hot spot was identified at RI-SB-24_3-5_20220131, which had a total lead concentration above its RRSCO. The sample collected from the stockpile for waste characterization purposes (see Section 4.7.1) had a toxicity characteristic leaching procedure (TCLP) lead concentration below the hazardous waste threshold; therefore, the material was managed and disposed of as non-hazardous material. Endpoint samples (IRM-EX-019 through IRM-EX-023) were collected at the excavation extents. These endpoint samples were submitted for analysis of lead using EPA Method 6010.

4.7 Contaminated Materials Removal

The contaminated materials removal portion of the IRM included the excavation and off-site disposal of: 1) on-site soil required for excavation and removal of the three 12,000-gallon USTs; 2) soil for removal of the dispenser fuel lines; and 3) soil for removal of the lead (non-hazardous) hotspot. All contaminated soil was removed in accordance with the IRMWP.

Soil was temporarily staged on top of and covered with polyethylene sheeting prior to off-site disposal. As shown on Figure 3, soil was excavated to: 1) approximately 10 feet bgs on the southern portion of the Site for the removal of the USTs; 2) approximately 3 to 4 feet bgs in the central-western portions of the Site for the removal of fuel lines serving the former dispensers; and 3) approximately 5 feet bgs on the northern portion of the Site for removal of a lead (non-hazardous) hotspot.

4.7.1 Waste Characterization Sampling

Following excavation activities, waste characterization samples were collected from the generated stockpiles. Waste characterization grab samples were collected via EnCore® or

Core-N-One sampling devices. Composite samples were collected by homogenizing soil from each stockpile. Samples were analyzed for facility-specific analytical lists at the request of the intended receiving facilities. The samples were analyzed by Eurofins-TestAmerica and were preserved with ice to maintain applicable temperature criteria. Gloves worn for sample handling were discarded between sample collections. Non-dedicated sampling equipment was decontaminated with Alconox® and water between sampling activities.

The waste characterization analytical results and a figure showing the sample locations are provided in Appendix F. Approval letters from the disposal facilities and manifests are also included in Appendix F.

4.7.2 Disposal Details

Based on the results of the waste characterization (Section 4.7.1), permitted disposal facilities were selected to receive excavated materials from the Site. Waste profiles, a disposal request letter, and analytical data were submitted to the intended receiving facilities and approval letters were obtained.

On March 20 and 21, 2025, 348.95 tons (approximately 230 cubic yards) of material were disposed of at off-site facilities.

Table T2 shows the total quantity of material removed from the Site at each disposal facility. Attached Table 1 provides a detailed log of soil disposed of off-site.

Table T2
Soil Disposal Summary

Stockpile	Disposal Facility	Approval Number	Tons
Stockpile SP-1 *Three 12,000-gallon USTs and Former Dispenser Area*	Clean Earth of Carteret Carteret, NJ	253070274	309.06
Stockpile SP-2 *Lead Non-Hazardous Hotspot*	Clean Earth of New Castle New Castle, DE	253020020	39.89
		Total	**348.95**

4.7.3 On-Site Reuse

Excavated material was not reused on-site.

4.8 Remaining Contamination

Endpoint samples were collected to document the remaining contamination at the excavation base. Sample locations are shown on Figure 3. All endpoint sample results were compared to the PGWSCOs (for VOCs), UUSCOs, and RRSCOs as shown on Attached Tables 2a through 2f.

4.8.1 Soil

In accordance with the NYSDEC-approved IRMWP and DER-10, endpoint samples were collected at the excavation extents to document concentrations of contaminants in soil left in place after implementation of the IRM. The sampling details and analyses are included in Sections 4.5 and 4.6 above, and summarized in Table T3 below.

Table T3
Endpoint Sampling Summary

Site Area	Sample ID	Sample Depth*	Sample Objective	Sample Analyses
Dispenser Area *Central-Western*	IRM-EX-001_4_20221025	4	Beneath Former Dispenser Area	VOCs, SVOCs
	IRM-EX-002_4_20221025	4	Beneath Former Dispenser Area	VOCs, SVOCs
	IRM-EX-003_3_20221025	3	Beneath Former Dispenser Area	VOCs, SVOCs, Metals, PCBs, Pesticides, PFAS
	IRM-EX-004_3_20221025	3	Beneath Former Dispenser Area	VOCs, SVOCs, Metals, PCBs, Pesticides, PFAS
	IRM-EX-005_4_20221025	4	Beneath Former Dispenser Area	VOCs, SVOCs
	IRM-EX-006_4_20221025	4	Beneath Former Dispenser Area	VOCs, SVOCs
	IRM-EX-007_4_20221025	4	Beneath Former Dispenser Area	VOCs, SVOCs, Metals, PCBs, Pesticides, PFAS,
	IRM-EX-008_4_20221026	4	Beneath Former Dispenser Area	VOCs, SVOCs, Metals, PCBs, Pesticides, PFAS
	IRM-EX-009_4_20221026	4	Beneath Former Dispenser Area	VOCs, SVOCs
	IRM-EX-010_4_20221026	4	Beneath Former Dispenser Area	VOCs, SVOCs
	IRM-EX-011_4_20221025	4	Beneath Former Dispenser Area	VOCs, SVOCs, Metals, PCBs, Pesticides, PFAS
	IRM-EX-012_4_20221025	4	Beneath Former Dispenser Area	VOCs, SVOCs, Metals, PCBs, Pesticides, PFAS
	IRM-EX-013_4_20221025	4	Beneath Former Dispenser Area	VOCs, SVOCs
	IRM-EX-014_4_20221025	4	Beneath Former Dispenser Area	VOCs, SVOCs
	IRM-EX-015_4_20221025	4	Beneath Former Dispenser Area	SVOCs, Metals, PCBs, Pesticides, PFAS
	IRM-EX-016_4_20221025	4	Beneath Former Dispenser Area	VOCs, SVOCs, Metals, PCBs, Pesticides, PFAS
	IRM-EX-017_4_20221025	4	Beneath Former Dispenser Area	VOCs, SVOCs
	IRM-EX-018_4_20221028	4	Beneath Former Dispenser Area	VOCs, SVOCs
Lead (Non-Hazardous) Hotspot *Northern*	IRM-EX-019_4_20221026	4	East Sidewall of Excavation for Lead Hotspot Removal	Lead
	IRM-EX-020_4_20221026	4	North Sidewall of Excavation for Lead Hotspot Removal	Lead
	IRM-EX-021_4_20221026	4	West Sidewall of Excavation for Lead Hotspot Removal	Lead
	IRM-EX-022_4_20221026	4	South Sidewall of Excavation for Lead Hotspot Removal	Lead
	IRM-EX-023_5_20221026	5	Base of Excavation for Lead Hotspot Removal	Lead
USTs (three 12,000-gallon) *Southern*	IRM-EX-024_7.5_20221027	7.5	East Sidewall of Excavation for UST Removal	VOCs, SVOCs
	IRM-EX-025_7.5_20221027	7.5	East Sidewall of Excavation for UST Removal	VOCs, SVOCs, Metals, PCBs, Pesticides, PFAS
	IRM-EX-026_7.5_20221028	7.5	South Sidewall of Excavation for UST Removal	VOCs, SVOCs
	IRM-EX-027_7.5_20221028	7.5	West Sidewall of Excavation for UST Removal	VOCs, SVOCs
	IRM-EX-028_7.5_20221028	7.5	West Sidewall of Excavation for UST Removal	VOCs, SVOCs, Metals, PCBs, Pesticides, PFAS
	IRM-EX-029_7.5_20221027	7.5	North Sidewall of Excavation for UST Removal	VOCs, SVOCs

Notes:
* Depth is in feet bgs
A blind duplicate of sample of IRM-EX-004_3_20221025 was collected as IRM-EX-X01_20221025
A blind duplicate of sample of IRM-EX-025_7.5_20221027 was collected as IRM-EX-X02_20221027

AKRF field-screened all endpoint sample locations with a calibrated PID equipped with a 10.6 eV lamp for VOCs prior to sample collection. No elevated PID readings above background were observed at any of the endpoint sampling locations. However, an elevated reading of maximum 66 ppm was detected when removing the former SVE system subsurface piping in the northeastern portion of the Site.

For QA/QC purposes and in accordance with Category B deliverables sampling, two matrix spike/matrix spike duplicates, blind duplicate samples, field blanks, and trip blanks were also submitted for laboratory analysis.

The analytical results endpoint samples are provided on Attached Tables 2a through 2f. The laboratory reports and DUSRs for the data, and the endpoint sample survey, are included in Appendix G. VOCs were additionally compared to PGWSCOs on Attached Table 2a; however, no exceedances were detected for PGWSCOs. The endpoint exceedances along with exceedances identified during the 2021 Phase II Investigation and the 2022 RI following the IRM activities are shown on Figures 4 and 5. Exceedances of UUSCOs and RRSCOs in the IRM endpoint samples are presented in Table T4 below.

Table T4
Soil Exceedance of UUSCOs and/or RRSCOs

Chemical Group	Chemical Name	Sample ID	UUSCO (mg/kg)	RRSCO (mg/kg)	Concentration (mg/kg)
SVOCs	Benzo(a)Anthracene	IRM-EX-016_4_20221025	1	1.4	**1.6**
		IRM-EX-024_7.5_20221027			1.2
	Benzo(a)Pyrene	IRM-EX-016_4_20221025	1	1	**1.5**
	Benzo(b)Fluoranthene	IRM-EX-016_4_20221025	1	1.4	**2.1 J**
		IRM-EX-024_7.5_20221027			1.2
		IRM-EX-X02_20221027			1.2 JK
		IRM-EX-027_7.5_20221028			1.2
	Benzo(g,h,i)Perylene	IRM-EX-015_4_20221025	0.64	4.9	0.89
	Benzo(k)Fluoranthene	IRM-EX-016_4_20221025	0.8	4.9	0.95
	Chrysene	IRM-EX-016_4_20221025	1	4.9	1.6
		IRM-EX-024_7.5_20221027			1.2
	Indeno(1,2,3-c,d)Pyrene	IRM-EX-015_4_20221025	0.5	1.4	0.92 JK
		IRM-EX-016_4_20221025			0.89 JK
		IRM-EX-024_7.5_20221027			0.64 J
		IRM-EX-X02_20221027			0.7 JK
		IRM-EX-027_7.5_20221028			0.52 J
	Phenanthrene	IRM-EX-016_4_20221025	1.1	4.9	1.6
Metals	Arsenic	IRM-EX-015_4_20221025	13	16	**20.9**
	Copper	IRM-EX-003_3_20221025	50	280	72.4
		IRM-EX-X01_20221025			56.6 JL
	Lead	IRM-EX-004_3_20221025	63	400	134
		IRM-EX-X01_20221025			89.1
		IRM-EX-007_4_20221025			280
		IRM-EX-011_4_20221025			261
		IRM-EX-012_4_20221025			337
		IRM-EX-015_4_20221025			146
		IRM-EX-016_4_20221025			291
		IRM-EX-020_4_20221026			75.3
		IRM-EX-021_4_20221026			**790**
		IRM-EX-022_4_20221026			**2,730**
		IRM-EX-023_5_20221026			339
		IRM-EX-025_7.5_20221027			155
		IRM-EX-X02_20221027			135
		IRM-EX-028_7.5_20221028			89.7
	Mercury	IRM-EX-007_4_20221025	0.18	0.26	**0.74**
		IRM-EX-011_4_20221025			**0.32**
		IRM-EX-012_4_20221025			0.23
		IRM-EX-025_7.5_20221027			**0.37**
		IRM-EX-X02_20221027			**0.30**
		IRM-EX-028_7.5_20221028			**0.27**
	Nickel	IRM-EX-004_3_20221025	30	210	43.8 J
	Zinc	IRM-EX-003_3_20221025	109	6,600	110
		IRM-EX-004_3_20221025			138 JL
		IRM-EX-X01_20221025			126 JL
		IRM-EX-007_4_20221025			208
		IRM-EX-011_4_20221025			132
		IRM-EX-012_4_20221025			177
		IRM-EX-015_4_20221025			110
		IRM-EX-016_4_20221025			187
		IRM-EX-025_7.5_20221027			127 JK
		IRM-EX-X02_20221027			120 JK
Pesticides	Aldrin	IRM-EX-004_3_20221025	0.0048	0.044	0.011 J
	Dieldrin	IRM-EX-004_3_20221025	0.005	0.075	0.054 J
	P,P'-DDT	IRM-EX-X02_20221027	0.0033	3.8	0.0043 J
PFAS	PFOS	IRM-EX-025_7.5_20221027	0.88	44	1.12

Notes:
Exceedances of RRSCOs are highlighted in bold font.
J - The concentration given is an estimated value.
K - Reported concentration value is proportional to dilution factor and may be exaggerated.
L - Sample result is estimated and biased low.
IRM-EX-X01_20221025 is a blind duplicate of sample IRM-EX-004_3_20221025
IRM-EX-X02_20221027 is a blind duplicate of sample IRM-EX-025_7.5_20221027

4.9 Imported Materials

NYSDEC-approved virgin stone was imported to the Site to cover portions of the Site with exposed soil where the former convenience store building was located and partial backfilling of the IRM excavations. A log of all sources of imported backfill with quantities for each source is shown in Attached Table 3. Requests to Import, NYSDEC approvals, and the import tickets are included in Appendix H. A summary of imported material is provided as Table T5 below.

Table T5
Imported Material Summary

Origin Facility	Material Type	Imported Quantity (tons)	On-Site Placement Location
Tilcon West Nyack Quarry West Nyack, NY	Stone (Virgin): ASTM #57	278.11	Northern portion of Site where bare soil was exposed following demolition of the convenience store building.
Thalle Industries Inc. Fishkill Quarry	Stone (Virgin): Item 4	310.78	Southern portion of Site within the excavation for removal of the former three 12,000-gallon USTs.
Total		**588.89**	

4.10 Oversight of Geotechnical Test Pit

On March 13, 2025, AKRF oversaw the excavation of one test pit for geotechnical purposes under the direction of the geotechnical consultant, Mueser Rutledge Consulting Engineers, to explore the foundation depth and structural components of the north-adjacent building. During this subsurface disturbance work, environmental monitoring was performed by AKRF. No exceedances of VOC or PM_{10} action levels stated in the HASP and CAMP were noted during the air monitoring and no signs of contamination was observed (e.g., visual, olfactory, PID readings, etc.). The air monitoring data is included in Appendix B, and the daily report is included in Appendix C.

4.11 Laboratory Data Management

In accordance with NYSDEC requirements, all data collected during the investigation and remedial phases of the BCP were collected in accordance with the Site-specific QAPP, including Category B requirements and the collection and analysis of requisite QA/QC samples. Samples were relinquished under strict chain-of-custody protocol and were analyzed by an ELAP-certified laboratory. Data was validated by a third-party and submitted to and approved via the NYSDEC EQuIS™ database. A summary of EQuIS™ submittals and approvals by NYSDEC is provided in Table T6 below.

Table T6
EQuIS™ Submittals Summary

Laboratory Sample Digestion Group	Confirmation Date Data was Uploaded into NYSDEC EQuIS™ Database
460-268165	February 20, 2025
460-268205	February 20, 2025

4.12 Deviations from the Interim Remedial Measure Work Plan

AKRF submitted an IRM Modification Request on February 20, 2025, approved by NYSDEC on March 20, 2025, which documented modifications from the September 2022 IRMWP. All IRM activities complied with the IRM Modification Request Letter and the IRMWP.

FIGURES

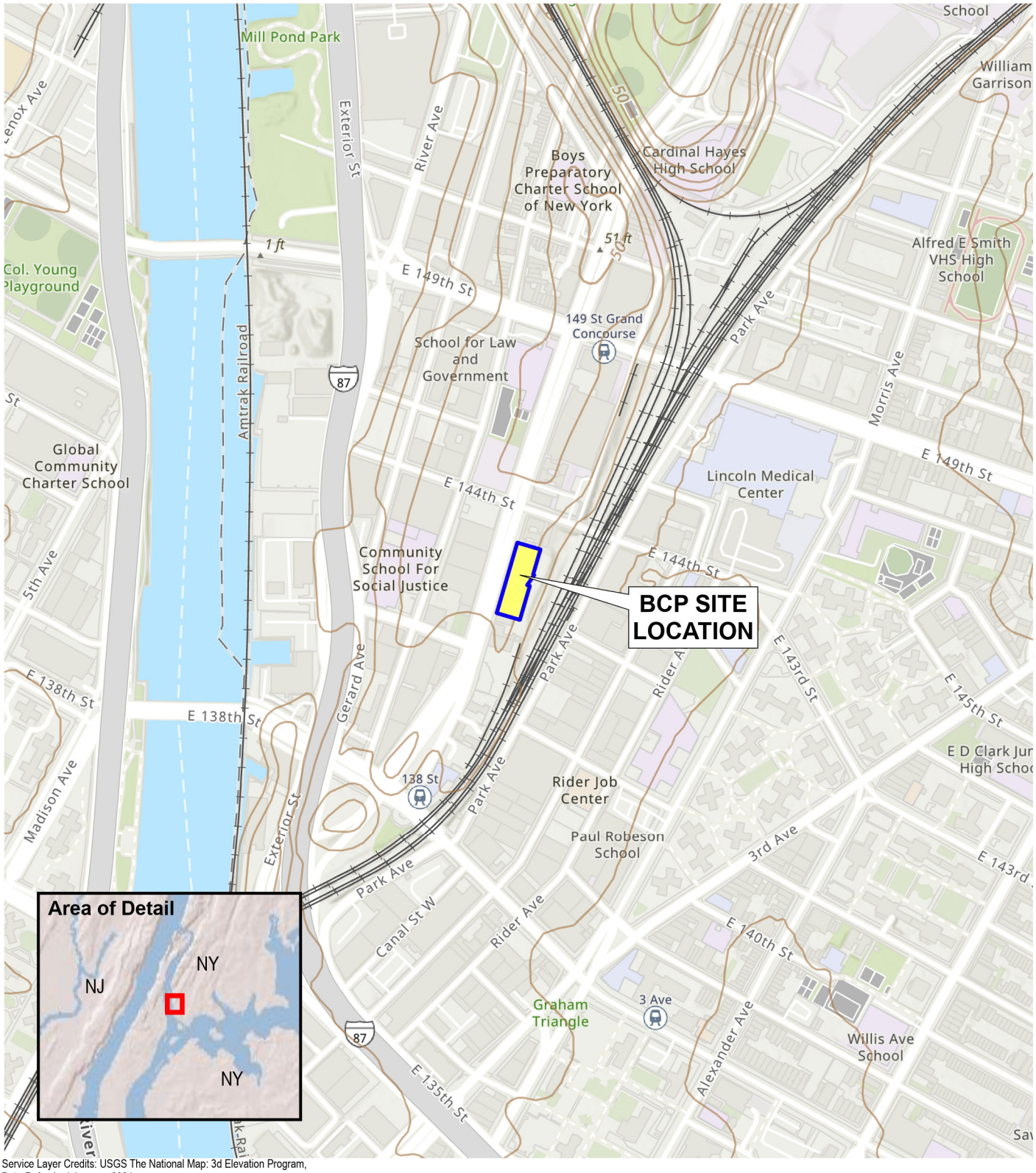

Service Layer Credits: USGS The National Map: 3d Elevation Program, Data Refreshed January, 2024

0 600 1,200

SCALE IN FEET

N

AKRF O:\Projects\240979 - 350 GRAND CONCOURSE (NEW)\SAR\240979 RI Figures.aprx2/9/2026 5:56 PM240979 Fig 1 Site Locationmveilleux

akrf

440 Park Avenue South, New York, NY 10016

350 Rising
350 Grand Concourse
Bronx, New York

BCP SITE LOCATION

DATE
2/9/2026

PROJECT NO.
240979

FIGURE
1

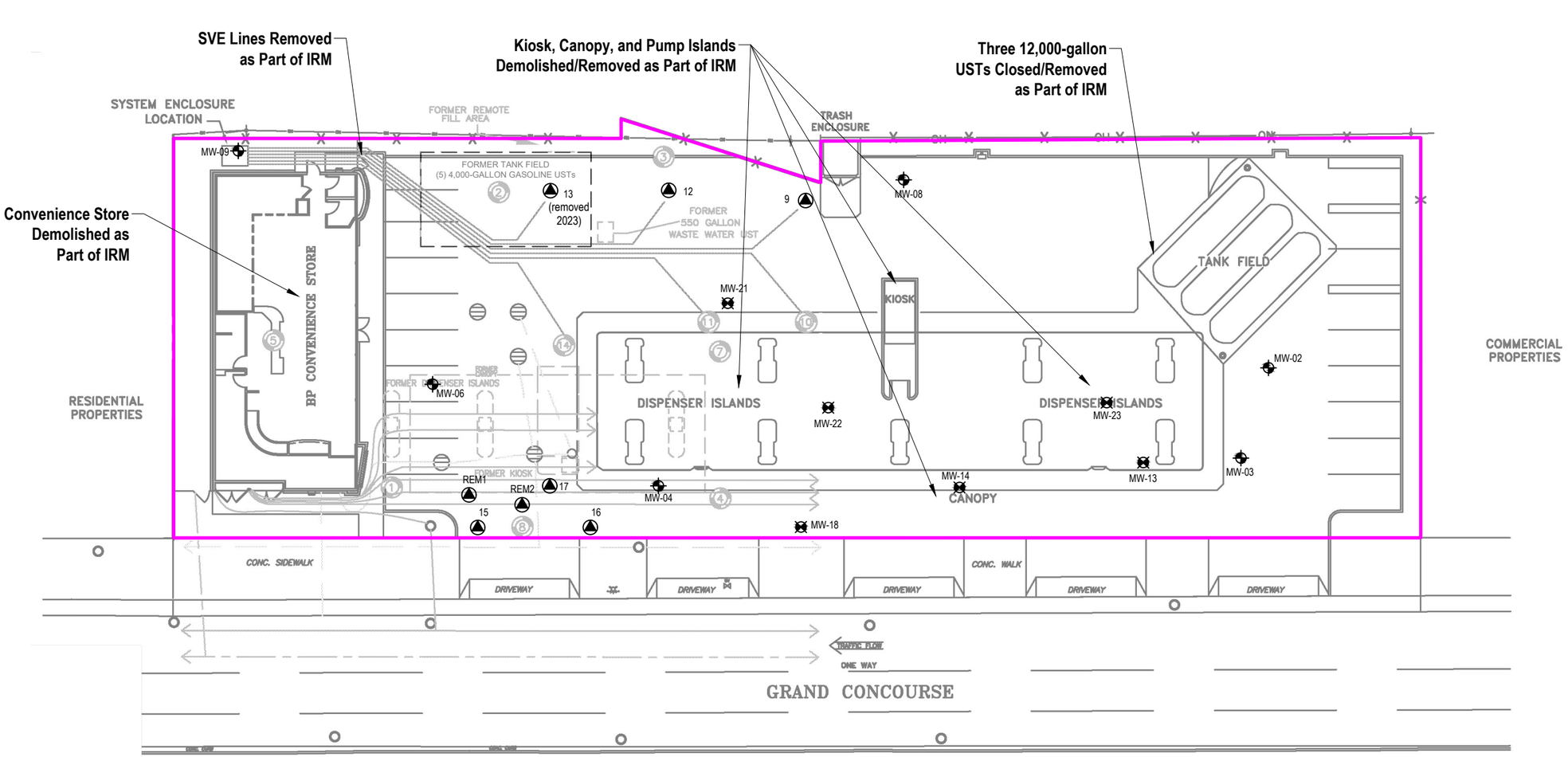

LEGEND

- BCP SITE BOUNDARY
- EXISTING MONITORING WELL LOCATION FROM PREVIOUS ASSESSMENT/REMEDIAL ACTIVITIES (INSTALLED BY OTHERS)
- SOIL BORING/MONITORING WELL LOCATION (OCTOBER 2021 AND FEBRUARY 2022)
- SOIL BORING/MONITORING WELL/SOIL VAPOR POINT LOCATION (OCTOBER 2021 AND FEBRUARY 2022)

Map Source:
EnviroTrac "370 Grand Concourse Bronx, New York - Site Plan", Figure 2, Dated April 16, 2019.
AKRF Monitoring Well Locations Surveyed by Fehringer Surveying, P.C. on October 14, 2021.

0 15 30 60
SCALE IN FEET

akrf
440 Park Avenue South, New York, NY 10016

350 Rising
350 Grand Concourse
Bronx, New York

SITE PLAN

DATE
3/26/2025

PROJECT NO.
240979

FIGURE
2

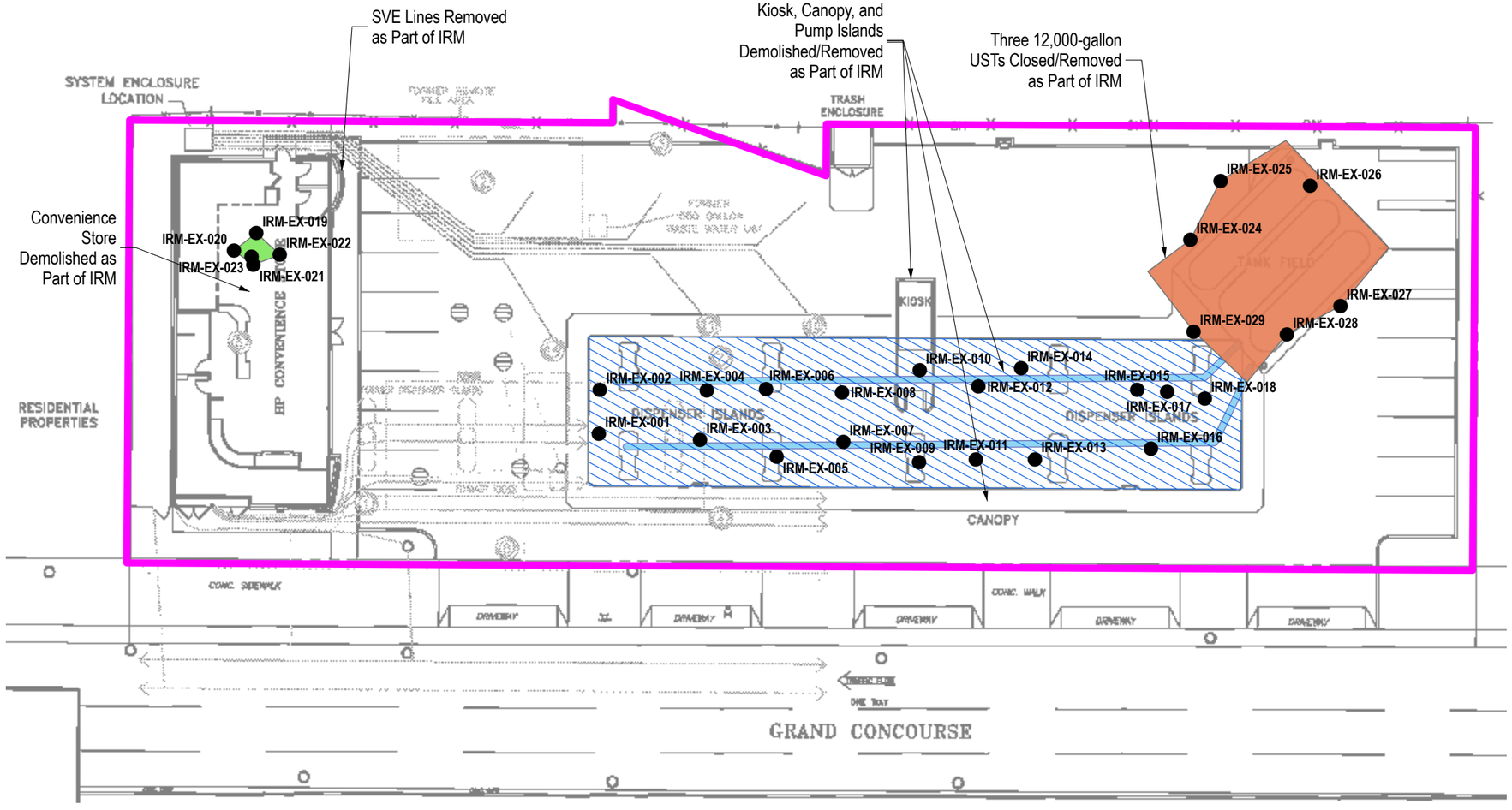

LEGEND

- BCP SITE BOUNDARY
- FORMER DISPENSER FUEL PIPING
- AREA NOT FULLY EXCAVATED OR TRENCHED. CONCRETE SLAB WAS REMOVED AND SOIL WAS EXCAVATED ONLY AS NECESSARY TO REMOVE THE FORMER DISPENSER FUEL PIPING. ENDPOINT SAMPLES WERE COLLECTED AT 3-4 FEET BGS IN THE EXCAVATION AREAS
- REMEDIAL EXCAVATION TO 5 FEET BGS TO REMOVE LEAD (NON-HAZARDOUS) HOTSPOT
- REMEDIAL EXCAVATION TO 10 FEET BGS TO REMOVE THREE 12,000-GAL USTS*
- ENDPOINT SAMPLE LOCATION

Notes:

*Underlying concrete slab was beneath the USTs. Attempts were made to break the slab; however, they were unsuccessful. Therefore, no endpoint samples were able to be collected from beneath the USTs.

bgs - below ground surface

UST - Underground Storage Tank

0 15 30 60

SCALE IN FEET

Map Source:
NYCDCP (NYC Dept. of City Planning) GIS database

Aerial Source:
2024 Google Earth

akrf
440 Park Avenue South, New York, NY 10016

350 Rising
350 Grand Concourse
Bronx, New York

INTERIM REMEDIAL MEASURE ENDPOINT AND EXCAVATION MAP

DATE
3/27/2025

PROJECT NO.
240979

FIGURE
3

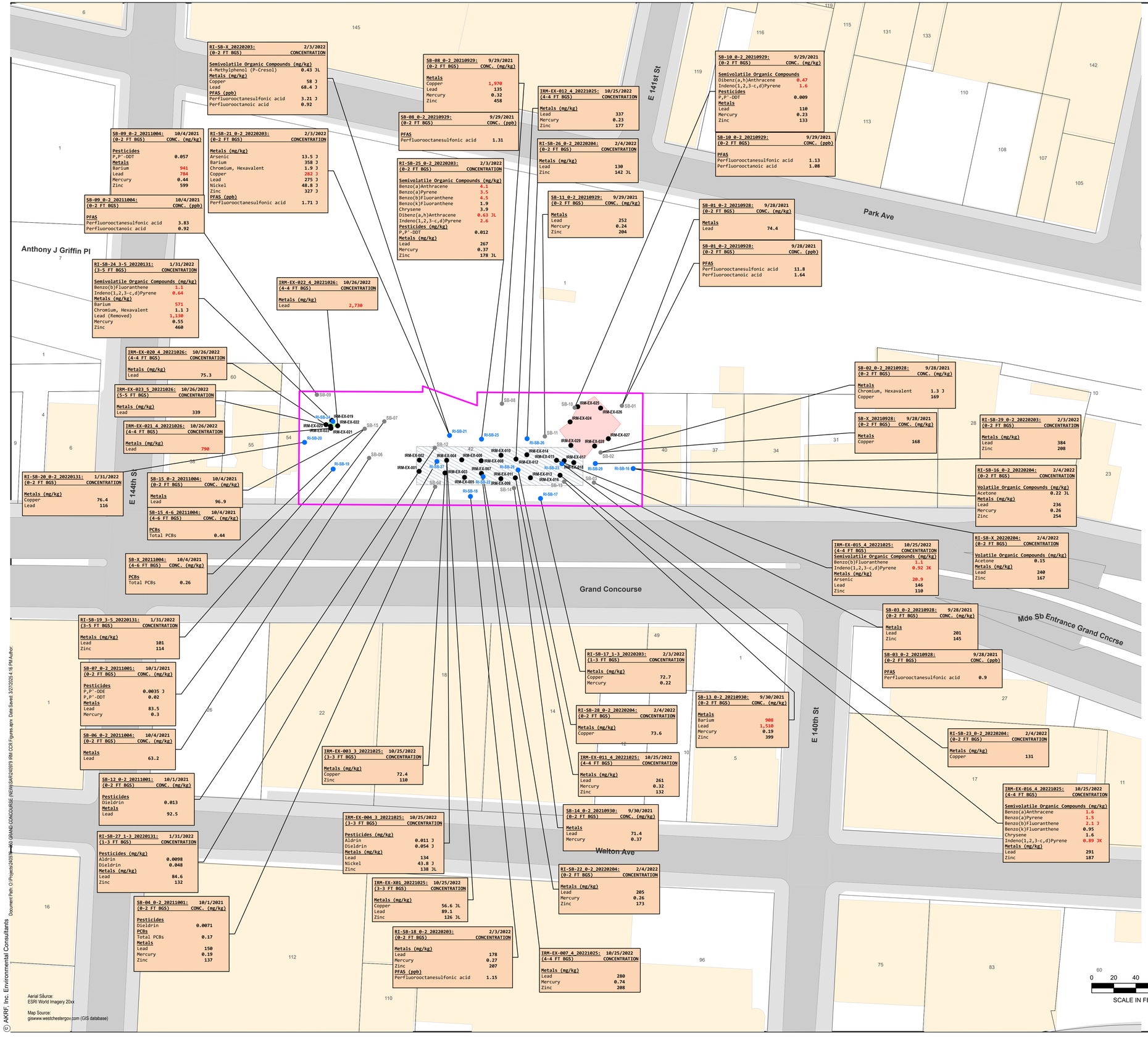

LEGEND

- BCP SITE BOUNDARY
- 20 LOT BOUNDARY AND TAX LOT NUMBER
- BUILDING
- SOIL BORING LOCATION (2021)
- SOIL BORING LOCATION (2022)
- IRM ENDPOINT SAMPLE LOCATION (2022)
- AREA NOT FULLY EXCAVATED OR TRENCHED. CONCRETE SLAB WAS REMOVED AND SOIL WAS EXCAVATED ONLY AS NECESSARY TO REMOVE THE FORMER DISPENSER FUEL PIPING. ENDPOINT SAMPLES WERE COLLECTED AT 3-4 FEET BGS IN THE EXCAVATION AREAS
- REMEDIAL EXCAVATION TO 5 FEET BGS TO REMOVE LEAD (NON-HAZARDOUS) HOTSPOT
- REMEDIAL EXCAVATION TO 10 FEET BGS TO REMOVE THREE 12,000-GAL USTS*

Legend Note:
*Underlying concrete slab was beneath the USTs. Attempts were made to break the slab; however, they were unsuccessful. Therefore, no endpoint samples were able to be collected from beneath the USTs.

FIGURE NOTES:

Part 375 Soil Cleanup Objectives (SCOs): SCOs listed in the New York State Department of Environmental Conservation (NYSDEC) "Part 375" Regulations (6 NYCRR Part 375).

Exceedances of NYSDEC Unrestricted Use Soil Cleanup Objectives (UUSCOs) are presented in bold font.
Exceedances of NYSDEC Restricted Residential Soil Cleanup Objectives (RRSCOs) are presented in red.
No Exceedances of NYSDEC Protected Groundwater Soil Cleanup Objectives (PGWSCOs) .

Note:
Acetone appears to be a lab contaminant, not a contaminant of concern, and therefore is not compared to PGWSCOs.

mg/kg:milligrams per kilogram = parts per million (ppm)

J: The concentration given is an estimated value.
K: Reported concentration value is proportional to dilution factor and may be exaggerated.
L: Sample result is estimated and biased low.

IRM-EX-X01_20221025 is a blind duplicate of sample IRM-EX-004_3_20221025
RI-SB-X_20220203 is a blind duplicate of sample RI-SB-21_0-2_20220203
RI-SB-X_20220204 is a blind duplicate of sample RI-SB-16_0-2_20220204
SB-X_20210928 is a blind duplicate of sample SB-02_0-2_20210928
SB-X_20211004 is a blind duplicate of sample SB-15_4-6_20211004

	RRSCO PART 375 mg/kg	UUSCO PART 375 mg/kg	PGWSCO PART 375 mg/kg
Volatile Organic Compounds			
Acetone	100	0.05	0.05
Semivolatile Organic Compounds			
4-Methylphenol (P-Cresol)	100	0.33	_
Benzo(a)Anthracene	1	1	_
Benzo(a)Pyrene	1	1	_
Benzo(b)Fluoranthene	1	1	_
Benzo(k)Fluoranthene	3.9	0.8	_
Chrysene	3.9	1	_
Dibenz(a,h)Anthracene	0.33	0.33	_
Indeno(1,2,3-c,d)Pyrene	0.5	0.5	_
Metals			
Arsenic	16	13	_
Barium	400	350	_
Chromium, Hexavalent	110	1	_
Copper	270	50	_
Lead	400	63	_
Mercury	0.81	0.18	_
Nickel	310	30	_
Zinc	10,000	109	_
PCBs			
Total PCBs	0.1	1	_
Pesticides			
Aldrin	0.097	0.005	_
Dieldrin	0.2	0.005	_
P,P'-DDE	8.9	0.0033	_
P,P'-DDT	7.9	0.0033	_
	PFAS GUIDANCE ppb	**PFAS GUIDANCE ppb**	
PFAS			
Perfluorooctanesulfonic acid (PFOS)	44	0.88	_
Perfluorooctanoic acid (PFOA)	33	0.66	_

Sample ID — Sample Date

RI-SB-16 6-8 20220204: 2/4/2022
(6-8 FT BGS) CONCENTRATION
Volatile Organic Compounds (mg/kg)
Acetone 0.13

Analyte/Compound — Concentration

akrf
440 Park Avenue South, New York, NY 10016

350 Rising
350 Grand Concourse
Bronx, New York

Shallow (0-6 Feet bgs) Soil Sample Concentrations Above PGWSCOs, (for VOCs only), UUSCOs, and/or RRSCOs

DATE
3/27/2025

PROJECT NO.
240979

FIGURE
4

Document Path: O:\Projects\240979_350 GRAND CONCOURSE (NEW)\SAR\240979 IRM CCR Figures.aprx, Date Saved: 3/27/2025 4:16 PM, Author:

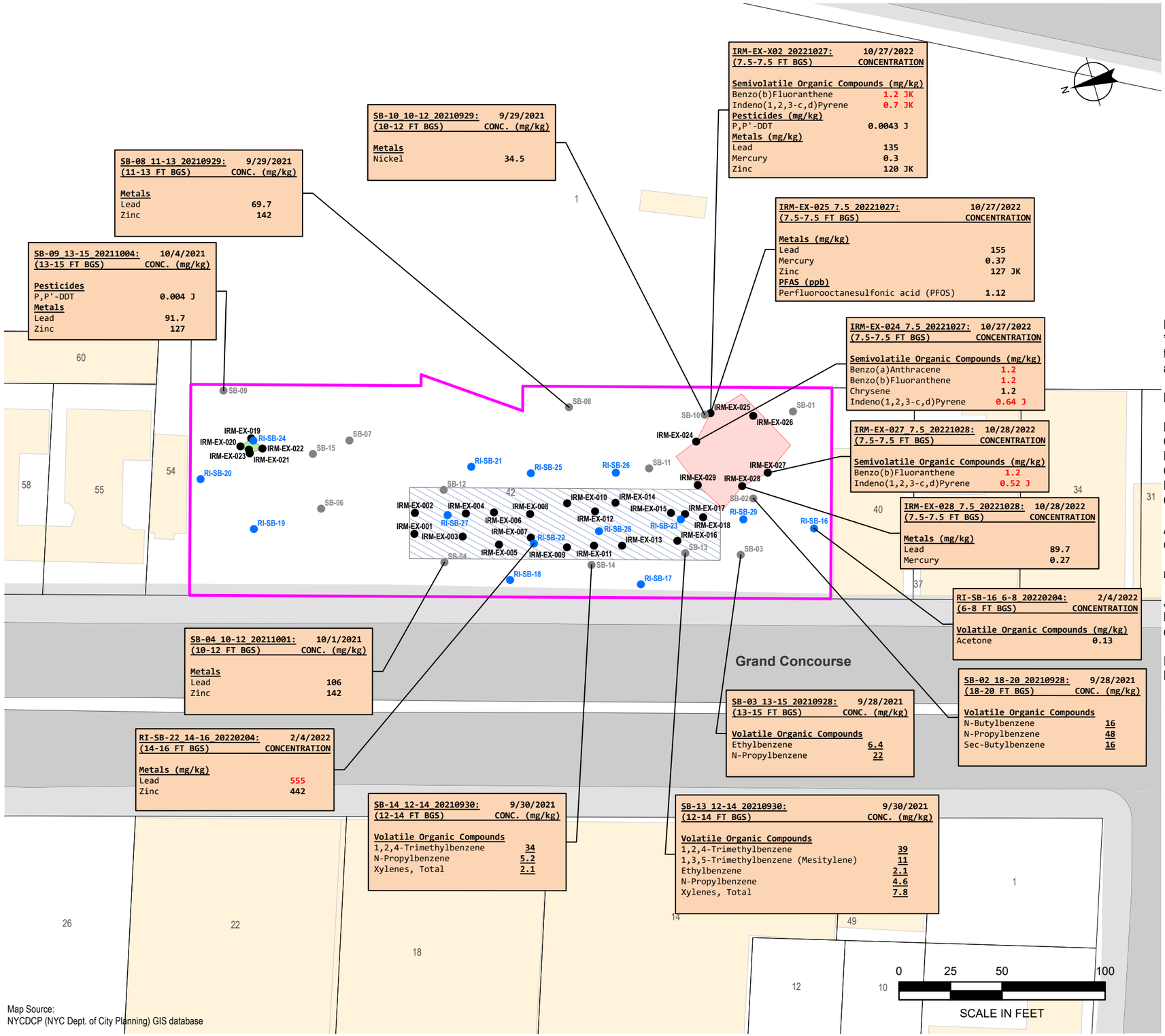

Map Source:
NYCDCP (NYC Dept. of City Planning) GIS database

LEGEND

- BCP SITE BOUNDARY
- 20 — LOT BOUNDARY AND TAX LOT NUMBER
- BUILDING
- SOIL BORING LOCATION (2021)
- SOIL BORING LOCATION (2022)
- IRM ENDPOINT SAMPLE LOCATION (2022)
- AREA NOT FULLY EXCAVATED OR TRENCHED. CONCRETE SLAB WAS REMOVED AND SOIL WAS EXCAVATED ONLY AS NECESSARY TO REMOVE THE FORMER DISPENSER FUEL PIPING. ENDPOINT SAMPLES WERE COLLECTED AT 3-4 FEET BGS IN THE EXCAVATION AREAS
- REMEDIAL EXCAVATION TO 5 FEET BGS TO REMOVE LEAD (NON-HAZARDOUS) HOTSPOT
- REMEDIAL EXCAVATION TO 10 FEET BGS TO REMOVE THREE 12,000-GAL USTS*

Legend Note
*Underlying concrete slab was beneath the USTs. Attempts were made to break the slab; however, they were unsuccessful. Therefore, no endpoint samples were able to be collected from beneath the USTs.

FIGURE NOTES:

Exceedances of NYSDEC Unrestricted Use Soil Cleanup Objectives (UUSCOs) are presented in bold font.
Exceedances of NYSDEC Restricted Residential Soil Cleanup Objectives (RRSCOs) are presented in red.
Exceedances of NYSDEC Protected Groundwater Soil Cleanup Objectives (PGWSCOs) for VOCs are presented in underline.

Acetone appears to be a lab contaminant, not a contaminant of concern, and therefore is not compared to PGWSCOs.

mg/kg:milligrams per kilogram = parts per million (ppm)

J: The concentration given is an estimated value.
K: Reported concentration value is proportional to dilution factor and may be exaggerated.

IRM-EX-X02_20221027 is a blind duplicate of sample IRM-EX-025_7.5_20221027

	UUSCO PART 375 mg/kg	UUSCO PART 375 mg/kg	PGWSCO PART 375 mg/kg
Volatile Organic Compounds			
Acetone	0.05	100	0.05
1,2,4-Trimethylbenzene	3.6	52	3.6
1,3,5-Trimethylbenzene (Mesitylene)	8.4	52	8.4
Ethylbenzene	1	41	1
N-Butylbenzene	12	100	12
N-Propylbenzene	3.9	100	3.9
Sec-Butylbenzene	11	100	11
Xylenes, Total	0.26	100	1.6
Semivolatile Organic Compounds			
Benzo(a)Anthracene	1	1	
Benzo(b)Fluoranthene	1	1	
Chrysene	1	3.9	
Indeno(1,2,3-c,d)Pyrene	0.5	0.5	8.2
Pesticides			
P,P'-DDT	0.0033	7.9	136
Metals			
Lead	63	400	450
Mercury	0.18	0.81	0.73
Nickel	30	310	130
Zinc	109	10,000	2,480

	PFAS GUIDANCE VALUES RRSCOs ppb	PFAS GUIDANCE VALUES UUSCOs ppb	
PFAS			
Perfluorooctanesulfonic acid (PFOS)	44	0.88	

akrf
440 Park Avenue South, New York, NY 10016

350 Rising
350 Grand Concourse
Bronx, New York

Deep (6-20 Feet bgs) Soil Sample Concentrations Above PGWSCOs, (for VOCs only), UUSCOs, and/or RRSCOs

DATE
3/27/2025
PROJECT NO.
240979
FIGURE
5

AKRF O:\Projects\240979 - 350 GRAND CONCOURSE (NEW)\SAR\240979 IRM CCR Figures aprx 3/27/2025 2:28 PM 240979 Fig 5 Deep (6-20 Feet bgs) Soil Sample Concentrations Above PGWSCOs RRSCOs UUSCOs jszalus

TABLES

Table 1
350 Grand Concourse
Bronx, NY
Soil Disposal Log

Date	Manifest Number	Transporter Name/No.	License Plate	Stockpile	Destination Facility	Net Weight Listed on Final Manifest (tons)
3/20/2025	2927362	D&A 53	AW562C	SP-1	Clean Earth of Carteret	27.66
3/20/2025	2927358	D&A 68	AX210R	SP-1	Clean Earth of Carteret	27.60
3/20/2025	2927356	D&A 58	AW918X	SP-2	Clean Earth of New Castle	22.41
3/20/2025	2598992	D&A 72	AX596U	SP-1	Clean Earth of Carteret	26.29
3/20/2025	2926275	D&A 59	AW919X	SP-2	Clean Earth of New Castle	17.48
3/20/2025	2927361	D&A 53	AW562C	SP-1	Clean Earth of Carteret	28.48
3/20/2025	2927359	D&A 68	AX210R	SP-1	Clean Earth of Carteret	27.88
3/20/2025	2520659	D&A 50	AU330Y	SP-1	Clean Earth of Carteret	26.80
3/20/2025	2598993	D&A 72	AX596U	SP-1	Clean Earth of Carteret	33.74
3/20/2025	2942868	D&A 77	AY760V	SP-1	Clean Earth of Carteret	28.00
3/20/2025	2942870	D&A 07	AW559L	SP-1	Clean Earth of Carteret	28.90
3/20/2025	2942869	D&A 25	AU872D	SP-1	Clean Earth of Carteret	27.12
3/21/2025	3196026	D&A 07	AW559L	SP-1	Clean Earth of Carteret	26.59
					Total	**348.95**

Facility	Total Number of Trucks	Total Weight (Tons)
Clean Earth of Carteret	11	309.06
Clean Earth of New Castle	2	39.89
Totals	**13**	**348.95**

Table 2A
350 Grand Concourse
Bronx, NY
IRM Endpoint Sample Analytical Results
Volatile Organic Compounds

				AKRF Sample ID	IRM-EX-001_4_20221025	IRM-EX-002_4_20221025	IRM-EX-003_3_20221025	IRM-EX-004_3_20221025	IRM-EX-X01_20221025
				Laboratory Sample ID	460-268165-1	460-268165-2	460-268165-3	460-268165-4	460-268165-5
				Date Sampled	10/25/2022	10/25/2022	10/25/2022	10/25/2022	10/25/2022
				Dilution Factor	1	1	1	1	1
				Unit	mg/kg	mg/kg	mg/kg	mg/kg	mg/kg
Compound	**NYSDEC UUSCO**	**NYSDEC RRSCO**	**NYSDEC PGWSCO**		CONC Q	CONC Q	CONC Q	CONC Q	CONC Q
1,1,1-Trichloroethane	0.68	100	0.68		0.00096 U	0.001 U	0.00096 U	0.001 U	0.0011 U
1,1,2,2-Tetrachloroethane	NS	NS	NS		0.00096 U	0.001 U	0.00096 U	0.001 U	0.0011 U
1,1,2-Trichloro-1,2,2-Trifluoroethane (Freon TF)	NS	NS	NS		0.00096 U	0.001 U	0.00096 U	0.001 U	0.0011 U
1,1,2-Trichloroethane	NS	NS	NS		0.00096 U	0.001 U	0.00096 U	0.001 U	0.0011 U
1,1-Dichloroethane	0.27	47	0.27		0.00096 U	0.001 U	0.00096 U	0.001 U	0.0011 U
1,1-Dichloroethene	0.24	0.98	0.33		0.00096 U	0.001 U	0.00096 U	0.001 U	0.0011 U
1,2,3-Trichlorobenzene	NS	NS	NS		0.00096 U	0.001 U	0.00096 U	0.001 UJ	0.0011 UJ
1,2,4-Trichlorobenzene	NS	NS	NS		0.00096 U	0.001 U	0.00096 U	0.001 UJ	0.0011 UJ
1,2,4-Trimethylbenzene	0.51	0.52	5.9		0.00096 U	0.001 U	0.00096 U	0.001 UJ	0.0011 UJ
1,2-Dibromo-3-Chloropropane	NS	NS	NS		0.00096 U	0.001 U	0.00096 U	0.001 U	0.0011 U
1,2-Dibromoethane (Ethylene Dibromide)	NS	NS	NS		0.00096 U	0.001 U	0.00096 U	0.001 UJ	0.0011 UJ
1,2-Dichlorobenzene	1.1	100	1.1		0.00096 U	0.001 U	0.00096 U	0.001 UJ	0.0011 UJ
1,2-Dichloroethane	0.02	5.8	0.02		0.00096 U	0.001 U	0.00096 U	0.001 U	0.0011 U
1,2-Dichloropropane	NS	NS	NS		0.00096 U	0.001 U	0.00096 U	0.001 U	0.0011 U
1,3,5-Trimethylbenzene (Mesitylene)	0.51	0.52	3.1		0.00096 U	0.001 U	0.00096 U	0.001 UJ	0.0011 UJ
1,3-Dichlorobenzene	2.4	38	2.6		0.00096 U	0.001 U	0.00096 U	0.001 UJ	0.0011 UJ
1,4-Dichlorobenzene	1.8	24	1.8		0.00096 U	0.001 U	0.00096 U	0.001 UJ	0.0011 UJ
2-Hexanone	NS	NS	NS		0.0048 U	0.0051 U	0.0048 U	0.0051 U	0.0053 U
Acetone	0.03	100	0.03		0.011	0.0085	0.0058 U	0.0067 JK	0.012 JK
Benzene	0.06	3.7	0.06		0.00096 U	0.001 U	0.00096 U	0.001 UJ	0.0011 UJ
Bromochloromethane	NS	NS	NS		0.00096 U	0.001 U	0.00096 U	0.001 U	0.0011 U
Bromodichloromethane	NS	NS	NS		0.00096 U	0.001 U	0.00096 U	0.001 U	0.0011 U
Bromoform	NS	NS	NS		0.00096 UJ	0.001 UJ	0.00096 UJ	0.001 UJ	0.0011 UJ
Bromomethane	NS	NS	NS		0.0019 U	0.002 U	0.0019 U	0.002 U	0.0021 U
Carbon Disulfide	NS	NS	NS		0.00096 U	0.001 U	0.00096 U	0.001 U	0.0011 U
Carbon Tetrachloride	0.76	7.1	0.76		0.00096 UJ	0.001 UJ	0.00096 UJ	0.001 UJ	0.0011 UJ
Chlorobenzene	1.1	100	1.1		0.00096 U	0.001 U	0.00096 U	0.001 UJ	0.0011 UJ
Chloroethane	NS	NS	NS		0.00096 U	0.001 U	0.00096 U	0.001 U	0.0011 U
Chloroform	0.37	24	0.37		0.00096 U	0.001 U	0.00096 U	0.001 U	0.0011 U
Chloromethane	NS	NS	NS		0.00096 U	0.001 U	0.00096 U	0.001 U	0.0011 U
Cis-1,2-Dichloroethylene	0.19	41	0.19		0.00096 U	0.001 U	0.00096 U	0.001 U	0.0011 U
Cis-1,3-Dichloropropene	NS	NS	NS		0.00096 U	0.001 U	0.00096 U	0.001 U	0.0011 U
Cyclohexane	NS	NS	NS		0.00096 U	0.001 U	0.00096 U	0.001 U	0.0011 U
Cymene	NS	NS	NS		0.00096 U	0.001 U	0.00096 U	0.001 UJ	0.0011 UJ
Dibromochloromethane	NS	NS	NS		0.00096 U	0.001 U	0.00096 U	0.001 U	0.0011 U
Dichlorodifluoromethane	NS	NS	NS		0.00096 U	0.001 U	0.00096 U	0.001 U	0.0011 U
Ethylbenzene	1	76	1		0.00096 U	0.001 U	0.00096 U	0.001 UJ	0.0011 UJ
Isopropylbenzene (Cumene)	NS	NS	NS		0.00096 U	0.001 U	0.00096 U	0.001 UJ	0.0011 UJ
M,P-Xylenes	NS	NS	NS		0.00096 U	0.001 U	0.00096 U	0.001 UJ	0.0011 UJ
Methyl Acetate	NS	NS	NS		0.0048 U	0.0051 U	0.0048 U	0.0051 U	0.0053 U
Methyl Ethyl Ketone (2-Butanone)	0.1	100	0.1		0.0048 U	0.0051 U	0.0048 U	0.0051 UJ	0.0053 UJ
Methyl Isobutyl Ketone (4-Methyl-2-Pentanone)	NS	NS	NS		0.0048 U	0.0051 U	0.0048 U	0.0051 U	0.0053 U
Methylcyclohexane	NS	NS	NS		0.00096 U	0.001 U	0.00096 U	0.001 UJ	0.0011 UJ
Methylene Chloride	0.05	81	0.05		0.0019 U	0.002 U	0.0019 U	0.002 U	0.0021 U
N-Butylbenzene	18	100	18		0.00096 U	0.001 U	0.00096 U	0.001 UJ	0.0011 UJ
N-Propylbenzene	5	100	5		0.00096 U	0.001 U	0.00096 U	0.001 UJ	0.0011 UJ
O-Xylene (1,2-Dimethylbenzene)	NS	NS	NS		0.00026 J	0.001 U	0.00096 U	0.001 UJ	0.0011 UJ
Sec-Butylbenzene	25	100	25		0.00096 U	0.001 U	0.00096 U	0.001 UJ	0.0011 UJ
Styrene	NS	NS	NS		0.00096 U	0.001 U	0.00096 U	0.001 UJ	0.0011 UJ
T-Butylbenzene	11	100	11		0.00096 U	0.001 U	0.00096 U	0.001 UJ	0.0011 UJ
Tert-Butyl Methyl Ether	0.1	100	0.1		0.00096 U	0.001 U	0.00096 U	0.001 U	0.0011 U
Tetrachloroethylene (PCE)	1.3	18	1.3		0.00096 U	0.001 U	0.00096 U	0.001 UJ	0.0011 UJ
Toluene	0.7	100	0.7		0.00096 U	0.001 U	0.00096 U	0.001 U	0.0011 U
Trans-1,2-Dichloroethene	0.19	100	0.19		0.00096 U	0.001 U	0.00096 U	0.001 U	0.0011 U
Trans-1,3-Dichloropropene	NS	NS	NS		0.00096 U	0.001 U	0.00096 U	0.001 UJ	0.0011 UJ
Trichloroethylene (TCE)	0.47	6.4	0.47		0.00096 U	0.001 U	0.00096 U	0.001 U	0.0011 U
Trichlorofluoromethane	NS	NS	NS		0.00096 U	0.001 U	0.00096 U	0.001 U	0.0011 U
Vinyl Chloride	0.02	0.48	0.03		0.00096 U	0.001 U	0.00096 U	0.001 U	0.0011 U
Xylenes, Total	0.26	100	1.2		0.00026 J	0.002 U	0.0019 U	0.002 UJ	0.0021 UJ

Table 2A
350 Grand Concourse
Bronx, NY
IRM Endpoint Sample Analytical Results
Volatile Organic Compounds

			AKRF Sample ID	IRM-EX-005_4_20221025	IRM-EX-006_4_20221025	IRM-EX-007_4_20221025	IRM-EX-008_4_20221026	IRM-EX-009_4_20221025
			Laboratory Sample ID	460-268165-6	460-268165-8	460-268165-7	460-268249-1	460-268165-11
			Date Sampled	10/25/2022	10/25/2022	10/25/2022	10/26/2022	10/25/2022
			Dilution Factor	1	1	1	1	1
			Unit	mg/kg	mg/kg	mg/kg	mg/kg	mg/kg
Compound	**NYSDEC UUSCO**	**NYSDEC RRSCO**	**NYSDEC PGWSCO**	CONC Q	CONC Q	CONC Q	CONC Q	CONC Q
1,1,1-Trichloroethane	0.68	100	0.68	0.0009 U	0.0012 U	0.00095 U	0.0017 U	0.00093 U
1,1,2,2-Tetrachloroethane	NS	NS	NS	0.0009 U	0.0012 U	0.00095 U	0.0017 U	0.00093 U
1,1,2-Trichloro-1,2,2-Trifluoroethane (Freon TF)	NS	NS	NS	0.0009 U	0.0012 U	0.00095 U	0.0017 U	0.00093 U
1,1,2-Trichloroethane	NS	NS	NS	0.0009 U	0.0012 U	0.00095 U	0.0017 U	0.00093 U
1,1-Dichloroethane	0.27	47	0.27	0.0009 U	0.0012 U	0.00095 U	0.0017 U	0.00093 U
1,1-Dichloroethene	0.24	0.98	0.33	0.0009 U	0.0012 U	0.00095 U	0.0017 U	0.00093 U
1,2,3-Trichlorobenzene	NS	NS	NS	0.0009 U	0.0012 U	0.00095 U	0.0017 U	0.00093 U
1,2,4-Trichlorobenzene	NS	NS	NS	0.0009 U	0.0012 U	0.00095 U	0.0017 U	0.00093 U
1,2,4-Trimethylbenzene	0.51	0.52	5.9	0.0009 U	0.0012 U	0.00095 U	0.0017 U	0.00093 U
1,2-Dibromo-3-Chloropropane	NS	NS	NS	0.0009 U	0.0012 U	0.00095 U	0.0017 U	0.00093 U
1,2-Dibromoethane (Ethylene Dibromide)	NS	NS	NS	0.0009 U	0.0012 U	0.00095 U	0.0017 U	0.00093 U
1,2-Dichlorobenzene	1.1	100	1.1	0.0009 U	0.0012 U	0.00095 U	0.0017 U	0.00093 U
1,2-Dichloroethane	0.02	5.8	0.02	0.0009 U	0.0012 U	0.00095 U	0.0017 U	0.00093 U
1,2-Dichloropropane	NS	NS	NS	0.0009 U	0.0012 U	0.00095 U	0.0017 U	0.00093 U
1,3,5-Trimethylbenzene (Mesitylene)	0.51	0.52	3.1	0.0009 U	0.0012 U	0.00095 U	0.0017 U	0.00093 U
1,3-Dichlorobenzene	2.4	38	2.6	0.0009 U	0.0012 U	0.00095 U	0.0017 U	0.00093 U
1,4-Dichlorobenzene	1.8	24	1.8	0.0009 U	0.0012 U	0.00095 U	0.0017 U	0.00093 U
2-Hexanone	NS	NS	NS	0.0045 U	0.0059 U	0.0048 U	0.0087 U	0.0047 U
Acetone	0.03	100	0.03	0.022	0.0071 U	0.0057 U	0.01 U	0.0093
Benzene	0.06	3.7	0.06	0.0009 U	0.0012 U	0.00095 U	0.0017 U	0.00093 U
Bromochloromethane	NS	NS	NS	0.0009 U	0.0012 U	0.00095 U	0.0017 U	0.00093 U
Bromodichloromethane	NS	NS	NS	0.0009 U	0.0012 U	0.00095 U	0.0017 U	0.00093 U
Bromoform	NS	NS	NS	0.0009 UJ	0.0012 UJ	0.00095 UJ	0.0017 UJ	0.00093 UJ
Bromomethane	NS	NS	NS	0.0018 U	0.0024 U	0.0019 U	0.0035 U	0.0019 U
Carbon Disulfide	NS	NS	NS	0.0009 U	0.0012 U	0.00095 U	0.0017 U	0.00093 U
Carbon Tetrachloride	0.76	7.1	0.76	0.0009 UJ	0.0012 UJ	0.00095 UJ	0.0017 UJ	0.00093 UJ
Chlorobenzene	1.1	100	1.1	0.0009 U	0.0012 U	0.00095 U	0.0017 U	0.00093 U
Chloroethane	NS	NS	NS	0.0009 U	0.0012 U	0.00095 U	0.0017 U	0.00093 U
Chloroform	0.37	24	0.37	0.0009 U	0.0012 U	0.00095 U	0.0017 U	0.00093 U
Chloromethane	NS	NS	NS	0.0009 U	0.0012 U	0.00095 U	0.0017 U	0.00093 U
Cis-1,2-Dichloroethylene	0.19	41	0.19	0.0009 U	0.0012 U	0.00095 U	0.0017 U	0.00093 U
Cis-1,3-Dichloropropene	NS	NS	NS	0.0009 U	0.0012 U	0.00095 U	0.0017 U	0.00093 U
Cyclohexane	NS	NS	NS	0.0009 U	0.0012 U	0.00095 U	0.0017 U	0.00093 U
Cymene	NS	NS	NS	0.0009 U	0.0012 U	0.00095 U	0.0017 U	0.00093 U
Dibromochloromethane	NS	NS	NS	0.0009 U	0.0012 UJ	0.00095 UJ	0.0017 UJ	0.00093 UJ
Dichlorodifluoromethane	NS	NS	NS	0.0009 U	0.0012 U	0.00095 U	0.0017 U	0.00093 U
Ethylbenzene	1	76	1	0.0009 U	0.0012 U	0.00095 U	0.0017 U	0.00093 U
Isopropylbenzene (Cumene)	NS	NS	NS	0.0009 U	0.0012 U	0.00095 U	0.0017 U	0.00093 U
M,P-Xylenes	NS	NS	NS	0.0009 U	0.0012 U	0.00095 U	0.0017 U	0.00093 U
Methyl Acetate	NS	NS	NS	0.0045 U	0.0059 U	0.0048 U	0.0087 U	0.0047 U
Methyl Ethyl Ketone (2-Butanone)	0.1	100	0.1	0.0045 U	0.0059 UJ	0.0048 UJ	0.0087 U	0.0047 UJ
Methyl Isobutyl Ketone (4-Methyl-2-Pentanone)	NS	NS	NS	0.0045 U	0.0059 U	0.0048 U	0.0087 U	0.0047 U
Methylcyclohexane	NS	NS	NS	0.0009 U	0.0012 U	0.00095 U	0.0017 U	0.00093 U
Methylene Chloride	0.05	81	0.05	0.0018 U	0.0024 U	0.0019 U	0.0035 U	0.0019 U
N-Butylbenzene	18	100	18	0.0009 U	0.0012 U	0.00095 U	0.0017 U	0.00093 U
N-Propylbenzene	5	100	5	0.0009 U	0.0012 U	0.00095 U	0.0017 U	0.00093 U
O-Xylene (1,2-Dimethylbenzene)	NS	NS	NS	0.0009 U	0.0012 U	0.00095 U	0.0017 U	0.00093 U
Sec-Butylbenzene	25	100	25	0.0009 U	0.0012 U	0.00095 U	0.0017 U	0.00093 U
Styrene	NS	NS	NS	0.0009 U	0.0012 U	0.00095 U	0.0017 U	0.00093 U
T-Butylbenzene	11	100	11	0.0009 U	0.0012 UJ	0.00095 UJ	0.0017 U	0.00093 UJ
Tert-Butyl Methyl Ether	0.1	100	0.1	0.0009 U	0.0012 U	0.00095 U	0.0017 U	0.00093 U
Tetrachloroethylene (PCE)	1.3	18	1.3	0.0009 U	0.0012 U	0.00095 U	0.0017 U	0.00093 U
Toluene	0.7	100	0.7	0.0009 U	0.0012 U	0.00095 U	0.0017 U	0.00093 U
Trans-1,2-Dichloroethene	0.19	100	0.19	0.0009 U	0.0012 U	0.00095 U	0.0017 U	0.00093 U
Trans-1,3-Dichloropropene	NS	NS	NS	0.0009 U	0.0012 U	0.00095 U	0.0017 U	0.00093 U
Trichloroethylene (TCE)	0.47	6.4	0.47	0.0009 U	0.0012 U	0.00095 U	0.0017 U	0.00093 U
Trichlorofluoromethane	NS	NS	NS	0.0009 U	0.0012 U	0.00095 U	0.0017 U	0.00093 U
Vinyl Chloride	0.02	0.48	0.03	0.0009 U	0.0012 U	0.00095 U	0.0017 U	0.00093 U
Xylenes, Total	0.26	100	1.2	0.0018 U	0.0024 U	0.0019 U	0.0035 U	0.0019 U

Table 2A
350 Grand Concourse
Bronx, NY
IRM Endpoint Sample Analytical Results
Volatile Organic Compounds

				AKRF Sample ID	IRM-EX-010_4_20221026	IRM-EX-011_4_20221025	IRM-EX-012_4_20221025	IRM-EX-013_4_20221025	IRM-EX-014_4_20221025
				Laboratory Sample ID	460-268249-2	460-268165-12	460-268165-13	460-268165-14	460-268165-15
				Date Sampled	10/26/2022	10/25/2022	10/25/2022	10/25/2022	10/25/2022
				Dilution Factor	1	1	1	1	1
				Unit	mg/kg	mg/kg	mg/kg	mg/kg	mg/kg
Compound	**NYSDEC UUSCO**	**NYSDEC RRSCO**	**NYSDEC PGWSCO**		CONC Q	CONC Q	CONC Q	CONC Q	CONC Q
1,1,1-Trichloroethane	0.68	100	0.68		0.00095 U	0.00086 U	0.00097 U	0.00098 U	0.0012 U
1,1,2,2-Tetrachloroethane	NS	NS	NS		0.00095 U	0.00086 U	0.00097 U	0.00098 U	0.0012 U
1,1,2-Trichloro-1,2,2-Trifluoroethane (Freon TF)	NS	NS	NS		0.00095 U	0.00086 U	0.00097 U	0.00098 U	0.0012 U
1,1,2-Trichloroethane	NS	NS	NS		0.00095 U	0.00086 U	0.00097 U	0.00098 U	0.0012 U
1,1-Dichloroethane	0.27	47	0.27		0.00095 U	0.00086 U	0.00097 U	0.00098 U	0.0012 U
1,1-Dichloroethene	0.24	0.98	0.33		0.00095 U	0.00086 U	0.00097 U	0.00098 U	0.0012 U
1,2,3-Trichlorobenzene	NS	NS	NS		0.00095 U	0.00086 U	0.00097 U	0.00098 U	0.0012 U
1,2,4-Trichlorobenzene	NS	NS	NS		0.00095 U	0.00086 U	0.00097 U	0.00098 U	0.0012 U
1,2,4-Trimethylbenzene	0.51	0.52	5.9		0.00095 U	0.00086 U	0.00097 U	0.00098 U	0.0012 U
1,2-Dibromo-3-Chloropropane	NS	NS	NS		0.00095 U	0.00086 U	0.00097 U	0.00098 U	0.0012 U
1,2-Dibromoethane (Ethylene Dibromide)	NS	NS	NS		0.00095 U	0.00086 U	0.00097 U	0.00098 U	0.0012 U
1,2-Dichlorobenzene	1.1	100	1.1		0.00095 U	0.00086 U	0.00097 U	0.00098 U	0.0012 U
1,2-Dichloroethane	0.02	5.8	0.02		0.00095 U	0.00086 U	0.00097 U	0.00098 U	0.0012 U
1,2-Dichloropropane	NS	NS	NS		0.00095 U	0.00086 U	0.00097 U	0.00098 U	0.0012 U
1,3,5-Trimethylbenzene (Mesitylene)	0.51	0.52	3.1		0.00095 U	0.00086 U	0.00061 J	0.00098 U	0.0012 U
1,3-Dichlorobenzene	2.4	38	2.6		0.00095 U	0.00086 U	0.00097 U	0.00098 U	0.0012 U
1,4-Dichlorobenzene	1.8	24	1.8		0.00095 U	0.00086 U	0.00097 U	0.00098 U	0.0012 U
2-Hexanone	NS	NS	NS		0.0047 U	0.0043 U	0.0048 U	0.0049 U	0.0062 U
Acetone	0.03	100	0.03		0.0057 U	0.023	0.012	0.016	0.0083
Benzene	0.06	3.7	0.06		0.00095 U	0.00086 U	0.00097 U	0.00098 U	0.0012 U
Bromochloromethane	NS	NS	NS		0.00095 U	0.00086 U	0.00097 U	0.00098 U	0.0012 U
Bromodichloromethane	NS	NS	NS		0.00095 U	0.00086 U	0.00097 U	0.00098 U	0.0012 U
Bromoform	NS	NS	NS		0.00095 UJ	0.00086 UJ	0.00097 UJ	0.00098 UJ	0.0012 UJ
Bromomethane	NS	NS	NS		0.0019 U	0.0017 U	0.0019 U	0.002 U	0.0025 U
Carbon Disulfide	NS	NS	NS		0.00095 U	0.00086 U	0.00097 U	0.00098 U	0.0012 U
Carbon Tetrachloride	0.76	7.1	0.76		0.00095 UJ	0.00086 UJ	0.00097 UJ	0.00098 UJ	0.0012 UJ
Chlorobenzene	1.1	100	1.1		0.00095 U	0.00086 U	0.00097 U	0.00098 U	0.0012 U
Chloroethane	NS	NS	NS		0.00095 U	0.00086 U	0.00097 U	0.00098 U	0.0012 U
Chloroform	0.37	24	0.37		0.00095 U	0.00086 U	0.00097 U	0.00098 U	0.0012 U
Chloromethane	NS	NS	NS		0.00095 U	0.00086 U	0.00097 U	0.00098 U	0.0012 U
Cis-1,2-Dichloroethylene	0.19	41	0.19		0.00095 U	0.00086 U	0.00097 U	0.00098 U	0.0012 U
Cis-1,3-Dichloropropene	NS	NS	NS		0.00095 U	0.00086 U	0.00097 U	0.00098 U	0.0012 U
Cyclohexane	NS	NS	NS		0.00095 U	0.00063 J	0.00097 U	0.00098 U	0.0012 U
Cymene	NS	NS	NS		0.00095 U	0.00086 U	0.00097 U	0.00098 U	0.0012 U
Dibromochloromethane	NS	NS	NS		0.00095 UJ	0.00086 UJ	0.00097 UJ	0.00098 UJ	0.0012 UJ
Dichlorodifluoromethane	NS	NS	NS		0.00095 U	0.00086 U	0.00097 U	0.00098 U	0.0012 U
Ethylbenzene	1	76	1		0.00095 U	0.00086 U	0.00097 U	0.00098 U	0.0012 U
Isopropylbenzene (Cumene)	NS	NS	NS		0.00095 U	0.00086 U	0.00097 U	0.00098 U	0.0012 U
M,P-Xylenes	NS	NS	NS		0.00095 U	0.00086 U	0.00097 U	0.00098 U	0.0012 U
Methyl Acetate	NS	NS	NS		0.0047 U	0.0043 U	0.0048 U	0.0049 U	0.0062 U
Methyl Ethyl Ketone (2-Butanone)	0.1	100	0.1		0.0047 U	0.0043 UJ	0.0048 UJ	0.0049 UJ	0.0062 UJ
Methyl Isobutyl Ketone (4-Methyl-2-Pentanone)	NS	NS	NS		0.0047 U	0.0043 U	0.0048 U	0.0049 U	0.0062 U
Methylcyclohexane	NS	NS	NS		0.00095 U	0.00086 U	0.00097 U	0.00098 U	0.0012 U
Methylene Chloride	0.05	81	0.05		0.0019 U	0.0017 U	0.0019 U	0.002 U	0.0025 U
N-Butylbenzene	18	100	18		0.00095 U	0.00086 U	0.00097 U	0.00098 U	0.0012 U
N-Propylbenzene	5	100	5		0.00095 U	0.00086 U	0.00097 U	0.00098 U	0.0012 U
O-Xylene (1,2-Dimethylbenzene)	NS	NS	NS		0.00095 U	0.00086 U	0.00097 U	0.00098 U	0.0012 U
Sec-Butylbenzene	25	100	25		0.00095 U	0.00086 U	0.00097 U	0.00098 U	0.0012 U
Styrene	NS	NS	NS		0.00095 U	0.00086 U	0.00097 U	0.00098 U	0.0012 U
T-Butylbenzene	11	100	11		0.00095 U	0.00086 UJ	0.00097 UJ	0.00098 UJ	0.0012 UJ
Tert-Butyl Methyl Ether	0.1	100	0.1		0.00095 U	0.00086 U	0.00097 U	0.00098 U	0.0012 U
Tetrachloroethylene (PCE)	1.3	18	1.3		0.00095 U	0.00086 U	0.00097 U	0.00098 U	0.0012 U
Toluene	0.7	100	0.7		0.00095 U	0.00086 U	0.00097 U	0.00098 U	0.0012 U
Trans-1,2-Dichloroethene	0.19	100	0.19		0.00095 U	0.00086 U	0.00097 U	0.00098 U	0.0012 U
Trans-1,3-Dichloropropene	NS	NS	NS		0.00095 U	0.00086 U	0.00097 U	0.00098 U	0.0012 U
Trichloroethylene (TCE)	0.47	6.4	0.47		0.00095 U	0.00086 U	0.00097 U	0.00098 U	0.0012 U
Trichlorofluoromethane	NS	NS	NS		0.00095 U	0.00086 U	0.00097 U	0.00098 U	0.0012 U
Vinyl Chloride	0.02	0.48	0.03		0.00095 U	0.00086 U	0.00097 U	0.00098 U	0.0012 U
Xylenes, Total	0.26	100	1.2		0.0019 U	0.0017 U	0.0019 U	0.002 U	0.0025 U

Table 2A
350 Grand Concourse
Bronx, NY
IRM Endpoint Sample Analytical Results
Volatile Organic Compounds

			AKRF Sample ID	IRM-EX-016_4_20221025	IRM-EX-017_4_20221025	IRM-EX-018_4_20221028	IRM-EX-024_7.5_20221027	IRM-EX-025_7.5_20221027
			Laboratory Sample ID	460-268165-17	460-268165-18	460-268413-4	460-268322-1	460-268322-2
			Date Sampled	10/25/2022	10/25/2022	10/28/2022	10/27/2022	10/27/2022
			Dilution Factor	1	1	1	1	1
			Unit	mg/kg	mg/kg	mg/kg	mg/kg	mg/kg
Compound	**NYSDEC UUSCO**	**NYSDEC RRSCO**	**NYSDEC PGWSCO**	CONC Q	CONC Q	CONC Q	CONC Q	CONC Q
1,1,1-Trichloroethane	0.68	100	0.68	0.00092 U	0.00091 U	0.0011 U	0.0011 U	0.0012 U
1,1,2,2-Tetrachloroethane	NS	NS	NS	0.00092 U	0.00091 U	0.0011 U	0.0011 U	0.0012 UJ
1,1,2-Trichloro-1,2,2-Trifluoroethane (Freon TF)	NS	NS	NS	0.00092 U	0.00091 U	0.0011 U	0.0011 U	0.0012 U
1,1,2-Trichloroethane	NS	NS	NS	0.00092 U	0.00091 U	0.0011 U	0.0011 U	0.0012 UJ
1,1-Dichloroethane	0.27	47	0.27	0.00092 U	0.00091 U	0.0011 U	0.0011 U	0.0012 U
1,1-Dichloroethene	0.24	0.98	0.33	0.00092 U	0.00091 U	0.0011 U	0.0011 U	0.0012 U
1,2,3-Trichlorobenzene	NS	NS	NS	0.00092 U	0.00091 U	0.0011 U	0.0011 U	0.0012 U
1,2,4-Trichlorobenzene	NS	NS	NS	0.00092 U	0.00091 U	0.0011 U	0.0011 U	0.0012 UJ
1,2,4-Trimethylbenzene	0.51	0.52	5.9	0.00092 U	0.00091 U	0.0011 U	0.0011 U	0.0012 UJ
1,2-Dibromo-3-Chloropropane	NS	NS	NS	0.00092 U	0.00091 U	0.0011 U	0.0011 U	0.0012 U
1,2-Dibromoethane (Ethylene Dibromide)	NS	NS	NS	0.00092 U	0.00091 U	0.0011 U	0.0011 U	0.0012 UJ
1,2-Dichlorobenzene	1.1	100	1.1	0.00092 U	0.00091 U	0.0011 U	0.0011 U	0.0012 UJ
1,2-Dichloroethane	0.02	5.8	0.02	0.00092 U	0.00091 U	0.0011 U	0.0011 U	0.0012 U
1,2-Dichloropropane	NS	NS	NS	0.00092 U	0.00091 U	0.0011 U	0.0011 U	0.0012 U
1,3,5-Trimethylbenzene (Mesitylene)	0.51	0.52	3.1	0.00092 U	0.00091 U	0.0011 U	0.0011 U	0.0012 UJ
1,3-Dichlorobenzene	2.4	38	2.6	0.00092 U	0.00091 U	0.0011 U	0.0011 U	0.0012 UJ
1,4-Dichlorobenzene	1.8	24	1.8	0.00092 U	0.00091 U	0.0011 U	0.0011 U	0.0012 UJ
2-Hexanone	NS	NS	NS	0.0046 U	0.0045 U	0.0053 U	0.0055 U	0.0061 U
Acetone	0.03	100	0.03	0.017	0.029	0.0064 U	0.022	0.0073 U
Benzene	0.06	3.7	0.06	0.00092 U	0.00091 U	0.0011 U	0.0011 U	0.0012 UJ
Bromochloromethane	NS	NS	NS	0.00092 U	0.00091 U	0.0011 U	0.0011 U	0.0012 U
Bromodichloromethane	NS	NS	NS	0.00092 U	0.00091 U	0.0011 U	0.0011 U	0.0012 U
Bromoform	NS	NS	NS	0.00092 UJ	0.00091 UJ	0.0011 U	0.0011 U	0.0012 UJ
Bromomethane	NS	NS	NS	0.0018 U	0.0018 U	0.0021 U	0.0022 U	0.0024 U
Carbon Disulfide	NS	NS	NS	0.00092 U	0.00091 U	0.0011 U	0.0011 U	0.0012 UJ
Carbon Tetrachloride	0.76	7.1	0.76	0.00092 UJ	0.00091 UJ	0.0011 U	0.0011 U	0.0012 U
Chlorobenzene	1.1	100	1.1	0.00092 U	0.00091 U	0.0011 U	0.0011 U	0.0012 UJ
Chloroethane	NS	NS	NS	0.00092 U	0.00091 U	0.0011 U	0.0011 U	0.0012 U
Chloroform	0.37	24	0.37	0.00092 U	0.00091 U	0.0011 U	0.0011 U	0.0012 U
Chloromethane	NS	NS	NS	0.00092 U	0.00091 U	0.0011 U	0.0011 U	0.0012 U
Cis-1,2-Dichloroethylene	0.19	41	0.19	0.00092 U	0.00091 U	0.0011 U	0.0011 U	0.0012 U
Cis-1,3-Dichloropropene	NS	NS	NS	0.00092 U	0.00091 U	0.0011 U	0.0011 U	0.0012 UJ
Cyclohexane	NS	NS	NS	0.00092 U	0.00091 U	0.0011 U	0.0011 U	0.0012 U
Cymene	NS	NS	NS	0.00092 U	0.00091 U	0.0011 U	0.0011 U	0.0012 UJ
Dibromochloromethane	NS	NS	NS	0.00092 UJ	0.00091 UJ	0.0011 U	0.0011 U	0.0012 UJ
Dichlorodifluoromethane	NS	NS	NS	0.00092 U	0.00091 U	0.0011 U	0.0011 U	0.0012 U
Ethylbenzene	1	76	1	0.00092 U	0.00091 U	0.0011 U	0.0011 U	0.0012 UJ
Isopropylbenzene (Cumene)	NS	NS	NS	0.00092 U	0.00091 U	0.0011 U	0.0011 U	0.0012 UJ
M,P-Xylenes	NS	NS	NS	0.00092 U	0.00091 U	0.0011 U	0.0011 U	0.0012 UJ
Methyl Acetate	NS	NS	NS	0.0046 U	0.0045 U	0.0053 U	0.0055 U	0.0061 U
Methyl Ethyl Ketone (2-Butanone)	0.1	100	0.1	0.0046 UJ	0.0045 UJ	0.0053 U	0.0055 U	0.0061 U
Methyl Isobutyl Ketone (4-Methyl-2-Pentanone)	NS	NS	NS	0.0046 U	0.0045 U	0.0053 U	0.0055 U	0.0061 U
Methylcyclohexane	NS	NS	NS	0.00092 U	0.00091 U	0.0011 U	0.0011 U	0.0012 U
Methylene Chloride	0.05	81	0.05	0.0018 U	0.0018 U	0.0021 U	0.0022 U	0.0024 U
N-Butylbenzene	18	100	18	0.00092 U	0.00091 U	0.0011 U	0.0011 U	0.0012 UJ
N-Propylbenzene	5	100	5	0.00092 U	0.00091 U	0.0011 U	0.0011 U	0.0012 UJ
O-Xylene (1,2-Dimethylbenzene)	NS	NS	NS	0.00092 U	0.00091 U	0.0011 U	0.0011 U	0.0012 UJ
Sec-Butylbenzene	25	100	25	0.00092 U	0.00091 U	0.0011 UJ	0.0011 U	0.0012 UJ
Styrene	NS	NS	NS	0.00092 U	0.00091 U	0.0011 U	0.0011 U	0.0012 UJ
T-Butylbenzene	11	100	11	0.00092 UJ	0.00091 UJ	0.0011 U	0.0011 U	0.0012 UJ
Tert-Butyl Methyl Ether	0.1	100	0.1	0.00092 U	0.00091 U	0.0011 U	0.0011 U	0.0012 U
Tetrachloroethylene (PCE)	1.3	18	1.3	0.00092 U	0.00091 U	0.0011 U	0.0011 U	0.0012 UJ
Toluene	0.7	100	0.7	0.00092 U	0.00091 U	0.0011 U	0.0011 U	0.0012 UJ
Trans-1,2-Dichloroethene	0.19	100	0.19	0.00092 U	0.00091 U	0.0011 U	0.0011 U	0.0012 U
Trans-1,3-Dichloropropene	NS	NS	NS	0.00092 U	0.00091 U	0.0011 U	0.0011 U	0.0012 UJ
Trichloroethylene (TCE)	0.47	6.4	0.47	0.00092 U	0.00091 U	0.0011 U	0.0011 U	0.0012 U
Trichlorofluoromethane	NS	NS	NS	0.00092 U	0.00091 U	0.0011 U	0.0011 U	0.0012 U
Vinyl Chloride	0.02	0.48	0.03	0.00092 U	0.00091 U	0.0011 U	0.0011 U	0.0012 U
Xylenes, Total	0.26	100	1.2	0.0018 U	0.0018 U	0.0021 U	0.0022 U	0.0024 UJ

Table 2A
350 Grand Concourse
Bronx, NY
IRM Endpoint Sample Analytical Results
Volatile Organic Compounds

				AKRF Sample ID	IRM-EX-X02_20221027	IRM-EX-026_7.5_20221028	IRM-EX-027_7.5_20221028	IRM-EX-028_7.5_20221028	IRM-EX-029_7.5_20221027
				Laboratory Sample ID	460-268322-3	460-268413-1	460-268413-3	460-268413-2	460-268322-4
				Date Sampled	10/27/2022	10/28/2022	10/28/2022	10/28/2022	10/27/2022
				Dilution Factor	1	1	1	1	1
				Unit	mg/kg	mg/kg	mg/kg	mg/kg	mg/kg
Compound	**NYSDEC UUSCO**	**NYSDEC RRSCO**	**NYSDEC PGWSCO**		CONC Q	CONC Q	CONC Q	CONC Q	CONC Q
1,1,1-Trichloroethane	0.68	100	0.68		0.0011 U	0.0012 U	0.0012 U	0.00098 U	0.0013 U
1,1,2,2-Tetrachloroethane	NS	NS	NS		0.0011 UJ	0.0012 U	0.0012 U	0.00098 U	0.0013 U
1,1,2-Trichloro-1,2,2-Trifluoroethane (Freon TF)	NS	NS	NS		0.0011 U	0.0012 U	0.0012 U	0.00098 U	0.0013 U
1,1,2-Trichloroethane	NS	NS	NS		0.0011 UJ	0.0012 U	0.0012 U	0.00098 U	0.0013 U
1,1-Dichloroethane	0.27	47	0.27		0.0011 U	0.0012 U	0.0012 U	0.00098 U	0.0013 U
1,1-Dichloroethene	0.24	0.98	0.33		0.0011 U	0.0012 U	0.0012 U	0.00098 U	0.0013 U
1,2,3-Trichlorobenzene	NS	NS	NS		0.0011 U	0.0012 U	0.0012 U	0.00098 U	0.0013 U
1,2,4-Trichlorobenzene	NS	NS	NS		0.0011 UJ	0.0012 U	0.0012 U	0.00098 U	0.0013 U
1,2,4-Trimethylbenzene	0.51	0.52	5.9		0.0011 UJ	0.0012 U	0.0012 U	0.00098 U	0.0013 U
1,2-Dibromo-3-Chloropropane	NS	NS	NS		0.0011 U	0.0012 U	0.0012 U	0.00098 U	0.0013 U
1,2-Dibromoethane (Ethylene Dibromide)	NS	NS	NS		0.0011 UJ	0.0012 U	0.0012 U	0.00098 U	0.0013 U
1,2-Dichlorobenzene	1.1	100	1.1		0.0011 UJ	0.0012 U	0.0012 U	0.00098 U	0.0013 U
1,2-Dichloroethane	0.02	5.8	0.02		0.0011 U	0.0012 U	0.0012 U	0.00098 U	0.0013 U
1,2-Dichloropropane	NS	NS	NS		0.0011 U	0.0012 U	0.0012 U	0.00098 U	0.0013 U
1,3,5-Trimethylbenzene (Mesitylene)	0.51	0.52	3.1		0.0011 UJ	0.0012 U	0.0012 U	0.00098 U	0.0013 U
1,3-Dichlorobenzene	2.4	38	2.6		0.0011 UJ	0.0012 U	0.0012 U	0.00098 U	0.0013 U
1,4-Dichlorobenzene	1.8	24	1.8		0.0011 UJ	0.0012 U	0.0012 U	0.00098 U	0.0013 U
2-Hexanone	NS	NS	NS		0.0056 U	0.0058 U	0.0059 U	0.0049 U	0.0065 U
Acetone	0.03	100	0.03		0.0067 U	0.007 U	0.0071 U	0.0059 U	0.0078 U
Benzene	0.06	3.7	0.06		0.0011 UJ	0.0012 U	0.0012 U	0.00098 U	0.0013 U
Bromochloromethane	NS	NS	NS		0.0011 U	0.0012 U	0.0012 U	0.00098 U	0.0013 U
Bromodichloromethane	NS	NS	NS		0.0011 U	0.0012 UJ	0.0012 U	0.00098 U	0.0013 U
Bromoform	NS	NS	NS		0.0011 UJ	0.0012 UJ	0.0012 U	0.00098 U	0.0013 U
Bromomethane	NS	NS	NS		0.0022 U	0.0023 U	0.0024 U	0.002 U	0.0026 U
Carbon Disulfide	NS	NS	NS		0.0011 UJ	0.0012 U	0.0012 U	0.00098 U	0.0013 U
Carbon Tetrachloride	0.76	7.1	0.76		0.0011 U	0.0012 UJ	0.0012 U	0.00098 U	0.0013 U
Chlorobenzene	1.1	100	1.1		0.0011 UJ	0.0012 U	0.0012 U	0.00098 U	0.0013 U
Chloroethane	NS	NS	NS		0.0011 U	0.0012 U	0.0012 U	0.00098 U	0.0013 U
Chloroform	0.37	24	0.37		0.0011 U	0.0012 U	0.0012 U	0.00098 U	0.0013 U
Chloromethane	NS	NS	NS		0.0011 U	0.0012 U	0.0012 U	0.00098 U	0.0013 U
Cis-1,2-Dichloroethylene	0.19	41	0.19		0.0011 U	0.0012 U	0.0012 U	0.00098 U	0.0013 U
Cis-1,3-Dichloropropene	NS	NS	NS		0.0011 UJ	0.0012 U	0.0012 U	0.00098 U	0.0013 U
Cyclohexane	NS	NS	NS		0.0011 U	0.0012 U	0.0012 U	0.00098 U	0.0013 U
Cymene	NS	NS	NS		0.0011 UJ	0.0012 U	0.0012 U	0.00098 U	0.0013 U
Dibromochloromethane	NS	NS	NS		0.0011 UJ	0.0012 UJ	0.0012 U	0.00098 U	0.0013 U
Dichlorodifluoromethane	NS	NS	NS		0.0011 U	0.0012 U	0.0012 U	0.00098 U	0.0013 U
Ethylbenzene	1	76	1		0.0011 UJ	0.0012 U	0.0012 U	0.00098 U	0.0013 U
Isopropylbenzene (Cumene)	NS	NS	NS		0.0011 UJ	0.0012 U	0.0012 U	0.00098 U	0.0013 U
M,P-Xylenes	NS	NS	NS		0.0011 UJ	0.0012 U	0.0012 U	0.00098 U	0.0013 U
Methyl Acetate	NS	NS	NS		0.0056 U	0.0058 U	0.0059 U	0.0049 U	0.0065 U
Methyl Ethyl Ketone (2-Butanone)	0.1	100	0.1		0.0056 U	0.0058 U	0.0059 U	0.0049 U	0.0065 U
Methyl Isobutyl Ketone (4-Methyl-2-Pentanone)	NS	NS	NS		0.0056 U	0.0058 U	0.0059 U	0.0049 U	0.0065 U
Methylcyclohexane	NS	NS	NS		0.0011 U	0.0012 U	0.0012 U	0.00098 U	0.0013 U
Methylene Chloride	0.05	81	0.05		0.0022 U	0.0023 U	0.0024 U	0.002 U	0.0026 U
N-Butylbenzene	18	100	18		0.0011 UJ	0.0012 U	0.0012 U	0.00098 U	0.0013 U
N-Propylbenzene	5	100	5		0.0011 UJ	0.0012 U	0.0012 U	0.00098 U	0.0013 U
O-Xylene (1,2-Dimethylbenzene)	NS	NS	NS		0.0011 UJ	0.0012 U	0.0012 U	0.00098 U	0.0013 U
Sec-Butylbenzene	25	100	25		0.0011 UJ	0.0012 U	0.0012 UJ	0.00098 UJ	0.0013 U
Styrene	NS	NS	NS		0.0011 UJ	0.0012 U	0.0012 U	0.00098 U	0.0013 U
T-Butylbenzene	11	100	11		0.0011 UJ	0.0012 U	0.0012 U	0.00098 U	0.0013 U
Tert-Butyl Methyl Ether	0.1	100	0.1		0.0011 U	0.0012 U	0.0012 U	0.00098 U	0.0013 U
Tetrachloroethylene (PCE)	1.3	18	1.3		0.0011 UJ	0.0012 U	0.0012 U	0.00098 U	0.0013 U
Toluene	0.7	100	0.7		0.0011 UJ	0.0012 U	0.0012 U	0.00098 U	0.0013 U
Trans-1,2-Dichloroethene	0.19	100	0.19		0.0011 U	0.0012 U	0.0012 U	0.00098 U	0.0013 U
Trans-1,3-Dichloropropene	NS	NS	NS		0.0011 UJ	0.0012 U	0.0012 U	0.00098 U	0.0013 U
Trichloroethylene (TCE)	0.47	6.4	0.47		0.0011 U	0.0012 U	0.0012 U	0.00098 U	0.0013 U
Trichlorofluoromethane	NS	NS	NS		0.0011 U	0.0012 U	0.0012 U	0.00098 U	0.0013 U
Vinyl Chloride	0.02	0.48	0.03		0.0011 U	0.0012 U	0.0012 U	0.00098 U	0.0013 U
Xylenes, Total	0.26	100	1.2		0.0022 UJ	0.0023 U	0.0024 U	0.002 U	0.0026 U

Table 2A
350 Grand Concourse
Bronx, NY
IRM Endpoint Sample Analytical Results
Volatile Organic Compounds

				AKRF Sample ID	IRM-FB-S-01_20221025	IRM-FB-S-02_20221027	IRM-TB-01_20221025	IRM-TB-02_20221027
				Laboratory Sample ID	460-268165-9	460-268322-5	460-268165-10	460-268322-6
				Date Sampled	10/25/2022	10/27/2022	10/25/2022	10/27/2022
				Dilution Factor	1	1	1	1
				Unit	µg/L	µg/L	µg/L	µg/L
Compound	**NYSDEC UUSCO**	**NYSDEC RRSCO**	**NYSDEC PGWSCO**		CONC Q	CONC Q	CONC Q	CONC Q
1,1,1-Trichloroethane	0.68	100	0.68		1 U	1 U	1 U	1 U
1,1,2,2-Tetrachloroethane	NS	NS	NS		1 U	1 U	1 U	1 U
1,1,2-Trichloro-1,2,2-Trifluoroethane (Freon TF)	NS	NS	NS		1 U	1 U	1 U	1 U
1,1,2-Trichloroethane	NS	NS	NS		1 U	1 U	1 U	1 U
1,1-Dichloroethane	0.27	47	0.27		1 U	1 U	1 U	1 U
1,1-Dichloroethene	0.24	0.98	0.33		1 U	1 U	1 U	1 U
1,2,3-Trichlorobenzene	NS	NS	NS		1 U	1 U	1 U	1 U
1,2,4-Trichlorobenzene	NS	NS	NS		1 U	1 U	1 U	1 U
1,2,4-Trimethylbenzene	0.51	0.52	5.9		1 U	1 U	1 U	1 U
1,2-Dibromo-3-Chloropropane	NS	NS	NS		1 U	1 U	1 U	1 U
1,2-Dibromoethane (Ethylene Dibromide)	NS	NS	NS		1 U	1 U	1 U	1 U
1,2-Dichlorobenzene	1.1	100	1.1		1 U	1 U	1 U	1 U
1,2-Dichloroethane	0.02	5.8	0.02		1 U	1 U	1 U	1 U
1,2-Dichloropropane	NS	NS	NS		1 U	1 U	1 U	1 U
1,3,5-Trimethylbenzene (Mesitylene)	0.51	0.52	3.1		1 U	1 U	1 U	1 U
1,3-Dichlorobenzene	2.4	38	2.6		1 U	1 U	1 U	1 U
1,4-Dichlorobenzene	1.8	24	1.8		1 U	1 U	1 U	1 U
2-Hexanone	NS	NS	NS		5 U	5 U	5 U	5 U
Acetone	0.03	100	0.03		5 U	5 U	5 U	5 U
Benzene	0.06	3.7	0.06		1 U	1 U	1 U	1 U
Bromochloromethane	NS	NS	NS		1 U	1 UJ	1 U	1 UJ
Bromodichloromethane	NS	NS	NS		1 U	1 U	1 U	1 U
Bromoform	NS	NS	NS		1 U	1 U	1 U	1 U
Bromomethane	NS	NS	NS		1 U	1 U	1 U	1 U
Carbon Disulfide	NS	NS	NS		1 U	1 U	1 U	1 U
Carbon Tetrachloride	0.76	7.1	0.76		1 U	1 U	1 U	1 U
Chlorobenzene	1.1	100	1.1		1 U	1 U	1 U	1 U
Chloroethane	NS	NS	NS		1 U	1 U	1 U	1 U
Chloroform	0.37	24	0.37		1 U	1 U	1 U	1 U
Chloromethane	NS	NS	NS		0.64 J	1 U	1 U	1 U
Cis-1,2-Dichloroethylene	0.19	41	0.19		1 U	1 U	1 U	1 U
Cis-1,3-Dichloropropene	NS	NS	NS		1 U	1 U	1 U	1 U
Cyclohexane	NS	NS	NS		1 U	1 U	1 U	1 U
Cymene	NS	NS	NS		1 U	1 U	1 U	1 U
Dibromochloromethane	NS	NS	NS		1 U	1 U	1 U	1 U
Dichlorodifluoromethane	NS	NS	NS		1 U	1 U	1 U	1 U
Ethylbenzene	1	76	1		1 U	1 U	1 U	1 U
Isopropylbenzene (Cumene)	NS	NS	NS		1 U	1 U	1 U	1 U
M,P-Xylenes	NS	NS	NS		1 U	1 U	1 U	1 U
Methyl Acetate	NS	NS	NS		5 U	5 U	5 U	5 U
Methyl Ethyl Ketone (2-Butanone)	0.1	100	0.1		5 U	5 U	5 U	5 U
Methyl Isobutyl Ketone (4-Methyl-2-Pentanone)	NS	NS	NS		5 U	5 U	5 U	5 U
Methylcyclohexane	NS	NS	NS		1 U	1 U	1 U	1 U
Methylene Chloride	0.05	81	0.05		0.51 J	0.57 J	1 U	1 U
N-Butylbenzene	18	100	18		1 U	1 U	1 U	1 U
N-Propylbenzene	5	100	5		1 U	1 U	1 U	1 U
O-Xylene (1,2-Dimethylbenzene)	NS	NS	NS		1 U	1 U	1 U	1 U
Sec-Butylbenzene	25	100	25		1 U	1 U	1 U	1 U
Styrene	NS	NS	NS		1 U	1 U	1 U	1 U
T-Butylbenzene	11	100	11		1 U	1 U	1 U	1 U
Tert-Butyl Methyl Ether	0.1	100	0.1		1 U	1 U	1 U	1 U
Tetrachloroethylene (PCE)	1.3	18	1.3		1 U	1 U	1 U	1 U
Toluene	0.7	100	0.7		1 U	1 U	1 U	1 U
Trans-1,2-Dichloroethene	0.19	100	0.19		1 U	1 U	1 U	1 U
Trans-1,3-Dichloropropene	NS	NS	NS		1 U	1 U	1 U	1 U
Trichloroethylene (TCE)	0.47	6.4	0.47		1 U	1 U	1 U	1 U
Trichlorofluoromethane	NS	NS	NS		1 U	1 U	1 U	1 U
Vinyl Chloride	0.02	0.48	0.03		1 U	1 U	1 U	1 U
Xylenes, Total	0.26	100	1.2		2 U	2 U	2 U	2 U

Table 2B
350 Grand Concourse
Bronx, NY
IRM Endpoint Sample Analytical Results
Semivolatile Organic Compounds

		AKRF Sample ID	IRM-EX-001_4_20221025	IRM-EX-002_4_20221025	IRM-EX-003_3_20221025	IRM-EX-004_3_20221025	IRM-EX-X01_20221025
		Laboratory Sample ID	460-268165-1	460-268165-2	460-268165-3	460-268165-4	460-268165-5
		Date Sampled	10/25/2022	10/25/2022	10/25/2022	10/25/2022	10/25/2022
		Dilution Factor	1	1	1	1	1
		Unit	mg/kg	mg/kg	mg/kg	mg/kg	mg/kg
Compound	**NYSDEC UUSCO**	**NYSDEC RRSCO**	CONC Q	CONC Q	CONC Q	CONC Q	CONC Q
1,2,4,5-Tetrachlorobenzene	NS	NS	0.37 U	0.35 U	0.38 U	0.36 U	0.37 U
1,4-Dioxane (P-Dioxane)	0.1	5.7	NR	NR	0.038 U	0.036 U	0.037 U
2,3,4,6-Tetrachlorophenol	NS	NS	0.37 U	0.35 U	0.38 U	0.36 U	0.37 U
2,4,5-Trichlorophenol	NS	NS	0.37 U	0.35 U	0.38 U	0.36 U	0.37 U
2,4,6-Trichlorophenol	NS	NS	0.15 U	0.14 U	0.15 U	0.14 U	0.15 U
2,4-Dichlorophenol	NS	NS	0.15 U	0.14 U	0.15 U	0.14 U	0.15 U
2,4-Dimethylphenol	NS	NS	0.37 U	0.35 U	0.38 U	0.36 U	0.37 U
2,4-Dinitrophenol	NS	NS	0.3 U	0.28 U	0.31 U	0.29 R	0.3 R
2,4-Dinitrotoluene	NS	NS	0.075 U	0.071 U	0.077 U	0.073 U	0.075 U
2,6-Dinitrotoluene	NS	NS	0.075 U	0.071 U	0.077 U	0.073 U	0.075 U
2-Chloronaphthalene	NS	NS	0.37 U	0.35 U	0.38 U	0.36 U	0.37 U
2-Chlorophenol	NS	NS	0.37 U	0.35 U	0.38 U	0.36 U	0.37 U
2-Methylnaphthalene	NS	NS	0.37 U	0.35 U	0.015 J	0.053 J	0.37 U
2-Methylphenol (O-Cresol)	0.33	100	0.37 U	0.35 U	0.38 U	0.36 UJ	0.37 UJ
2-Nitroaniline	NS	NS	0.37 U	0.35 U	0.38 U	0.36 U	0.37 U
2-Nitrophenol	NS	NS	0.37 U	0.35 U	0.38 U	0.36 U	0.37 U
3- And 4- Methylphenol (Total)	NS	NS	0.37 U	0.35 U	0.38 U	0.36 U	0.37 U
3,3'-Dichlorobenzidine	NS	NS	0.15 U	0.14 U	0.15 U	0.14 U	0.15 U
3-Nitroaniline	NS	NS	0.37 U	0.35 U	0.38 U	0.36 U	0.37 U
4,6-Dinitro-2-Methylphenol	NS	NS	0.3 U	0.28 U	0.31 U	0.29 R	0.3 R
4-Bromophenyl Phenyl Ether	NS	NS	0.37 U	0.35 U	0.38 U	0.016 J	0.37 U
4-Chloro-3-Methylphenol	NS	NS	0.37 U	0.35 U	0.38 U	0.36 U	0.37 U
4-Chloroaniline	NS	NS	0.37 U	0.35 U	0.38 U	0.36 U	0.37 U
4-Chlorophenyl Phenyl Ether	NS	NS	0.37 U	0.35 U	0.38 U	0.015 J	0.37 U
4-Methylphenol (P-Cresol)	0.33	100	0.37 U	0.35 U	0.38 U	0.36 U	0.37 U
4-Nitroaniline	NS	NS	0.37 U	0.35 U	0.38 U	0.36 U	0.37 U
4-Nitrophenol	NS	NS	0.75 U	0.71 U	0.77 U	0.73 U	0.75 U
Acenaphthene	20	100	0.37 U	0.35 U	0.38 U	0.029 J	0.37 U
Acenaphthylene	100	100	0.37 U	0.35 U	0.38 U	0.014 J	0.37 U
Acetophenone	NS	NS	0.37 U	0.35 U	0.38 U	0.36 U	0.37 U
Anthracene	100	100	0.37 U	0.017 J	0.013 J	0.036 J	0.37 U
Atrazine	NS	NS	0.15 U	0.14 U	0.15 U	0.14 U	0.15 U
Benzaldehyde	NS	NS	0.37 UJ	0.35 UJ	0.38 UJ	0.36 UJ	0.37 UJ
Benzo(a)Anthracene	**1**	1.4	0.017 J	0.1	0.063	0.05	0.034 J
Benzo(a)Pyrene	**1**	1	0.014 J	0.11	0.074	0.05	0.033 J
Benzo(b)Fluoranthene	**1**	1.4	0.016 J	0.15	0.1	0.057	0.039
Benzo(g,h,i)Perylene	**0.64**	4.9	0.37 U	0.064 J	0.05 J	0.048 JL	0.022 JL
Benzo(k)Fluoranthene	**0.8**	4.9	0.012 J	0.06	0.044	0.039 J	0.018 J
Benzyl Butyl Phthalate	NS	NS	0.37 U	0.35 U	0.38 U	0.025 J	0.37 U
Biphenyl (Diphenyl)	NS	NS	0.37 U	0.35 U	0.38 U	0.013 J	0.37 U
Bis(2-Chloroethoxy) Methane	NS	NS	0.37 U	0.35 U	0.38 U	0.36 U	0.37 U
Bis(2-Chloroethyl) Ether (2-Chloroethyl Ether)	NS	NS	0.037 U	0.035 U	0.038 U	0.036 U	0.037 U
Bis(2-Chloroisopropyl) Ether	NS	NS	0.37 U	0.35 U	0.38 U	0.36 U	0.37 U
Bis(2-Ethylhexyl) Phthalate	NS	NS	0.37 U	0.35 U	0.026 J	0.04 J	0.37 U
Caprolactam	NS	NS	0.37 U	0.35 U	0.38 U	0.36 U	0.37 U
Carbazole	NS	NS	0.37 U	0.35 U	0.38 U	0.022 J	0.37 U
Chrysene	**1**	4.9	0.018 J	0.12 J	0.091 J	0.065 J	0.032 J
Dibenz(a,h)Anthracene	0.33	0.33	0.037 U	0.02 J	0.038 U	0.03 J	0.037 U
Dibenzofuran	2.1	18	0.37 U	0.35 U	0.38 U	0.015 J	0.37 U
Diethyl Phthalate	NS	NS	0.37 U	0.35 U	0.38 U	0.017 J	0.37 U
Dimethyl Phthalate	NS	NS	0.37 U	0.35 U	0.38 U	0.36 U	0.37 U
Di-N-Butyl Phthalate	NS	NS	0.37 U	0.35 U	0.015 J	0.36 U	0.37 U
Di-N-Octylphthalate	NS	NS	0.37 U	0.35 U	0.38 U	0.021 J	0.37 U
Fluoranthene	85	100	0.025 J	0.22 J	0.14 J	0.087 J	0.05 J
Fluorene	30	100	0.37 U	0.35 U	0.38 U	0.035 J	0.37 U
Hexachlorobenzene	0.33	0.33	0.037 U	0.035 U	0.038 U	0.017 J	0.037 U
Hexachlorobutadiene	NS	NS	0.075 U	0.071 U	0.077 U	0.073 U	0.075 U
Hexachlorocyclopentadiene	NS	NS	0.37 U	0.35 U	0.38 U	0.36 UJ	0.37 UJ
Hexachloroethane	NS	NS	0.037 U	0.035 U	0.038 U	0.036 U	0.037 U
Indeno(1,2,3-c,d)Pyrene	**0.5**	1.4	0.037 UJ	0.071 JK	0.056 JK	0.057 JK	0.021 JK
Isophorone	NS	NS	0.15 U	0.14 U	0.15 U	0.14 U	0.15 U
Naphthalene	12	100	0.37 U	0.0096 J	0.021 J	0.065 J	0.0071 J
Nitrobenzene	0.08	1.8	0.037 U	0.035 U	0.038 U	0.036 U	0.037 U
N-Nitrosodi-N-Propylamine	NS	NS	0.037 U	0.035 U	0.038 U	0.036 U	0.037 U
N-Nitrosodiphenylamine	NS	NS	0.37 U	0.35 U	0.38 U	0.36 U	0.37 U
Pentachlorophenol	0.8	1.3	0.3 U	0.28 U	0.31 U	0.29 U	0.3 U
Phenanthrene	**1.1**	4.9	0.016 J	0.087 J	0.061 J	0.12 J	0.035 J
Phenol	0.33	100	0.37 U	0.35 U	0.38 U	0.36 U	0.37 U
Pyrene	64	100	0.025 J	0.19 J	0.12 J	0.1 J	0.048 J

Table 2B
350 Grand Concourse
Bronx, NY
IRM Endpoint Sample Analytical Results
Semivolatile Organic Compounds

		AKRF Sample ID	IRM-EX-005_4_20221025	IRM-EX-006_4_20221025	IRM-EX-007_4_20221025	IRM-EX-008_4_20221026	IRM-EX-009_4_20221025
		Laboratory Sample ID	460-268165-6	460-268165-8	460-268165-7	460-268249-1	460-268165-11
		Date Sampled	10/25/2022	10/25/2022	10/25/2022	10/26/2022	10/25/2022
		Dilution Factor	1	1	1	1	1
		Unit	mg/kg	mg/kg	mg/kg	mg/kg	mg/kg
Compound	**NYSDEC UUSCO**	**NYSDEC RRSCO**	CONC Q	CONC Q	CONC Q	CONC Q	CONC Q
1,2,4,5-Tetrachlorobenzene	NS	NS	0.37 U	0.36 U	0.37 U	0.35 U	0.37 U
1,4-Dioxane (P-Dioxane)	0.1	5.7	NR	NR	0.037 U	0.035 U	NR
2,3,4,6-Tetrachlorophenol	NS	NS	0.37 U	0.36 U	0.37 U	0.35 U	0.37 U
2,4,5-Trichlorophenol	NS	NS	0.37 U	0.36 U	0.37 U	0.35 U	0.37 U
2,4,6-Trichlorophenol	NS	NS	0.15 U	0.14 U	0.15 U	0.14 U	0.15 U
2,4-Dichlorophenol	NS	NS	0.15 U	0.14 U	0.15 U	0.14 U	0.15 U
2,4-Dimethylphenol	NS	NS	0.37 U	0.36 U	0.37 U	0.35 U	0.37 U
2,4-Dinitrophenol	NS	NS	0.29 U	0.29 U	0.3 U	0.28 UJ	0.3 U
2,4-Dinitrotoluene	NS	NS	0.074 U	0.072 U	0.076 U	0.07 U	0.075 U
2,6-Dinitrotoluene	NS	NS	0.074 U	0.072 U	0.076 U	0.07 U	0.075 U
2-Chloronaphthalene	NS	NS	0.37 U	0.36 U	0.37 U	0.35 U	0.37 U
2-Chlorophenol	NS	NS	0.37 U	0.36 U	0.37 U	0.35 U	0.37 U
2-Methylnaphthalene	NS	NS	0.37 U	0.36 U	0.37 U	0.35 U	0.37 U
2-Methylphenol (O-Cresol)	0.33	100	0.37 U	0.36 U	0.37 U	0.35 U	0.37 U
2-Nitroaniline	NS	NS	0.37 U	0.36 U	0.37 U	0.35 U	0.37 U
2-Nitrophenol	NS	NS	0.37 U	0.36 U	0.37 U	0.35 U	0.37 U
3- And 4- Methylphenol (Total)	NS	NS	0.37 U	0.36 U	0.37 U	0.35 U	0.37 U
3,3'-Dichlorobenzidine	NS	NS	0.15 U	0.14 U	0.15 U	0.14 U	0.15 U
3-Nitroaniline	NS	NS	0.37 U	0.36 U	0.37 U	0.35 U	0.37 U
4,6-Dinitro-2-Methylphenol	NS	NS	0.29 U	0.29 U	0.3 U	0.28 UJ	0.3 U
4-Bromophenyl Phenyl Ether	NS	NS	0.37 U	0.36 U	0.37 U	0.35 U	0.37 U
4-Chloro-3-Methylphenol	NS	NS	0.37 U	0.36 U	0.37 U	0.35 U	0.37 U
4-Chloroaniline	NS	NS	0.37 U	0.36 U	0.37 U	0.35 U	0.37 U
4-Chlorophenyl Phenyl Ether	NS	NS	0.37 U	0.36 U	0.37 U	0.35 U	0.37 U
4-Methylphenol (P-Cresol)	0.33	100	0.37 U	0.36 U	0.37 U	0.35 U	0.37 U
4-Nitroaniline	NS	NS	0.37 U	0.36 U	0.37 U	0.35 U	0.37 U
4-Nitrophenol	NS	NS	0.74 U	0.72 U	0.76 U	0.7 U	0.75 U
Acenaphthene	20	100	0.37 U	0.36 U	0.086 J	0.35 U	0.017 J
Acenaphthylene	100	100	0.37 U	0.36 U	0.37 U	0.35 U	0.37 U
Acetophenone	NS	NS	0.37 U	0.36 U	0.37 U	0.35 U	0.37 U
Anthracene	100	100	0.37 U	0.36 U	0.2 J	0.35 U	0.045 J
Atrazine	NS	NS	0.15 U	0.14 U	0.15 U	0.14 U	0.15 U
Benzaldehyde	NS	NS	0.37 UJ	0.36 UJ	0.37 UJ	0.35 UJ	0.37 UJ
Benzo(a)Anthracene	**1**	1.4	0.014 J	0.014 J	0.68	0.035 U	0.18
Benzo(a)Pyrene	**1**	1	0.037 U	0.036 U	0.7	0.035 UJ	0.18
Benzo(b)Fluoranthene	**1**	1.4	0.01 J	0.0095 J	0.85	0.035 U	0.24
Benzo(g,h,i)Perylene	**0.64**	4.9	0.37 U	0.36 U	0.33 J	0.35 U	0.089 J
Benzo(k)Fluoranthene	**0.8**	4.9	0.0072 J	0.036 U	0.3	0.035 U	0.1
Benzyl Butyl Phthalate	NS	NS	0.37 U	0.36 U	0.37 U	0.35 U	0.37 U
Biphenyl (Diphenyl)	NS	NS	0.37 U	0.36 U	0.37 U	0.35 U	0.37 U
Bis(2-Chloroethoxy) Methane	NS	NS	0.37 U	0.36 U	0.37 U	0.35 U	0.37 U
Bis(2-Chloroethyl) Ether (2-Chloroethyl Ether)	NS	NS	0.037 U	0.036 U	0.037 U	0.035 U	0.037 U
Bis(2-Chloroisopropyl) Ether	NS	NS	0.37 U	0.36 U	0.37 U	0.35 U	0.37 U
Bis(2-Ethylhexyl) Phthalate	NS	NS	0.37 U	0.36 U	0.028 J	0.35 U	0.026 J
Caprolactam	NS	NS	0.37 U	0.36 U	0.37 U	0.35 U	0.37 U
Carbazole	NS	NS	0.37 U	0.36 U	0.37 U	0.35 U	0.018 J
Chrysene	**1**	4.9	0.012 J	0.015 J	0.73	0.35 U	0.2 J
Dibenz(a,h)Anthracene	0.33	0.33	0.037 U	0.036 U	0.11	0.035 U	0.026 J
Dibenzofuran	2.1	18	0.37 U	0.36 U	0.035 J	0.35 U	0.37 U
Diethyl Phthalate	NS	NS	0.37 U	0.36 U	0.37 U	0.35 U	0.37 U
Dimethyl Phthalate	NS	NS	0.37 U	0.36 U	0.37 U	0.35 U	0.37 U
Di-N-Butyl Phthalate	NS	NS	0.37 U	0.36 U	0.021 J	0.35 U	0.37 U
Di-N-Octylphthalate	NS	NS	0.37 U	0.36 U	0.37 U	0.35 UJ	0.37 U
Fluoranthene	85	100	0.017 J	0.023 J	1.5	0.35 U	0.4
Fluorene	30	100	0.37 U	0.36 U	0.056 J	0.35 U	0.014 J
Hexachlorobenzene	0.33	0.33	0.037 U	0.036 U	0.037 U	0.035 U	0.037 U
Hexachlorobutadiene	NS	NS	0.074 U	0.072 U	0.076 U	0.07 U	0.075 U
Hexachlorocyclopentadiene	NS	NS	0.37 U	0.36 U	0.37 U	0.35 U	0.37 U
Hexachloroethane	NS	NS	0.037 U	0.036 U	0.037 U	0.035 U	0.037 U
Indeno(1,2,3-c,d)Pyrene	**0.5**	1.4	0.037 UJ	0.036 UJ	0.4 JK	0.035 U	0.1 JK
Isophorone	NS	NS	0.15 U	0.14 U	0.15 U	0.14 U	0.15 U
Naphthalene	12	100	0.0092 J	0.36 U	0.017 J	0.015 J	0.0083 J
Nitrobenzene	0.08	1.8	0.037 U	0.036 U	0.037 U	0.035 U	0.037 U
N-Nitrosodi-N-Propylamine	NS	NS	0.037 U	0.036 U	0.037 U	0.035 U	0.037 U
N-Nitrosodiphenylamine	NS	NS	0.37 U	0.36 U	0.37 U	0.35 U	0.37 U
Pentachlorophenol	0.8	1.3	0.29 U	0.29 U	0.3 U	0.28 U	0.3 U
Phenanthrene	**1.1**	4.9	0.014 J	0.02 J	0.98	0.35 U	0.23 J
Phenol	0.33	100	0.37 U	0.36 U	0.37 U	0.35 U	0.37 U
Pyrene	64	100	0.018 J	0.023 J	1.3	0.35 U	0.34 J

Table 2B
350 Grand Concourse
Bronx, NY
IRM Endpoint Sample Analytical Results
Semivolatile Organic Compounds

		AKRF Sample ID	IRM-EX-010_4_20221026	IRM-EX-011_4_20221025	IRM-EX-012_4_20221025	IRM-EX-013_4_20221025	IRM-EX-014_4_20221025
		Laboratory Sample ID	460-268249-2	460-268165-12	460-268165-13	460-268165-14	460-268165-15
		Date Sampled	10/26/2022	10/25/2022	10/25/2022	10/25/2022	10/25/2022
		Dilution Factor	1	1	1	1	1
		Unit	mg/kg	mg/kg	mg/kg	mg/kg	mg/kg
Compound	**NYSDEC UUSCO**	**NYSDEC RRSCO**	CONC Q	CONC Q	CONC Q	CONC Q	CONC Q
1,2,4,5-Tetrachlorobenzene	NS	NS	0.37 U	0.35 U	0.35 U	0.37 U	0.35 U
1,4-Dioxane (P-Dioxane)	0.1	5.7	0.037 U	0.035 U	0.035 U	NR	NR
2,3,4,6-Tetrachlorophenol	NS	NS	0.37 U	0.35 U	0.35 U	0.37 U	0.35 U
2,4,5-Trichlorophenol	NS	NS	0.37 U	0.35 U	0.35 U	0.37 U	0.35 U
2,4,6-Trichlorophenol	NS	NS	0.15 U	0.14 U	0.14 U	0.15 U	0.14 U
2,4-Dichlorophenol	NS	NS	0.15 U	0.14 U	0.14 U	0.15 U	0.14 U
2,4-Dimethylphenol	NS	NS	0.37 UJ	0.35 U	0.35 U	0.37 U	0.35 U
2,4-Dinitrophenol	NS	NS	0.3 UJ	0.29 U	0.28 U	0.29 U	0.28 U
2,4-Dinitrotoluene	NS	NS	0.075 U	0.072 U	0.072 U	0.074 U	0.071 U
2,6-Dinitrotoluene	NS	NS	0.075 U	0.072 U	0.072 U	0.074 U	0.071 U
2-Chloronaphthalene	NS	NS	0.37 U	0.35 U	0.35 U	0.37 U	0.35 U
2-Chlorophenol	NS	NS	0.37 UJ	0.35 U	0.35 U	0.37 U	0.35 U
2-Methylnaphthalene	NS	NS	0.37 UJ	0.35 U	0.057 J	0.37 U	0.35 U
2-Methylphenol (O-Cresol)	0.33	100	0.37 UJ	0.35 U	0.35 U	0.37 U	0.35 U
2-Nitroaniline	NS	NS	0.37 U	0.35 U	0.35 U	0.37 U	0.35 U
2-Nitrophenol	NS	NS	0.37 U	0.35 U	0.35 U	0.37 U	0.35 U
3- And 4- Methylphenol (Total)	NS	NS	0.37 U	0.35 U	0.35 U	0.37 U	0.35 U
3,3'-Dichlorobenzidine	NS	NS	0.15 U	0.14 U	0.14 U	0.15 U	0.14 U
3-Nitroaniline	NS	NS	0.37 U	0.35 U	0.35 U	0.37 U	0.35 U
4,6-Dinitro-2-Methylphenol	NS	NS	0.3 UJ	0.29 U	0.28 UJ	0.29 UJ	0.28 U
4-Bromophenyl Phenyl Ether	NS	NS	0.37 U	0.35 U	0.35 U	0.37 U	0.35 U
4-Chloro-3-Methylphenol	NS	NS	0.37 U	0.35 U	0.35 U	0.37 U	0.35 U
4-Chloroaniline	NS	NS	0.37 U	0.35 U	0.35 U	0.37 U	0.35 U
4-Chlorophenyl Phenyl Ether	NS	NS	0.37 U	0.35 U	0.35 U	0.37 U	0.35 U
4-Methylphenol (P-Cresol)	0.33	100	0.37 U	0.35 U	0.35 U	0.37 U	0.35 U
4-Nitroaniline	NS	NS	0.37 U	0.35 U	0.35 U	0.37 U	0.35 U
4-Nitrophenol	NS	NS	0.75 U	0.72 U	0.72 U	0.74 U	0.71 U
Acenaphthene	20	100	0.37 U	0.35 U	0.35 U	0.011 J	0.35 U
Acenaphthylene	100	100	0.37 U	0.012 J	0.054 J	0.048 J	0.016 J
Acetophenone	NS	NS	0.37 UJ	0.35 U	0.03 J	0.37 U	0.35 U
Anthracene	100	100	0.023 J	0.013 J	0.062 J	0.07 J	0.03 J
Atrazine	NS	NS	0.15 U	0.14 U	0.14 U	0.15 U	0.14 U
Benzaldehyde	NS	NS	0.37 UJ	0.35 UJ	0.35 UJ	0.37 UJ	0.35 UJ
Benzo(a)Anthracene	**1**	1.4	0.19	0.077	0.093	0.25	0.17
Benzo(a)Pyrene	**1**	1	0.19 J	0.083	0.11	0.25	0.18
Benzo(b)Fluoranthene	**1**	1.4	0.22	0.13	0.17 J	0.37 J	0.25
Benzo(g,h,i)Perylene	**0.64**	4.9	0.11 JL	0.063 J	0.075 J	0.094 J	0.09 J
Benzo(k)Fluoranthene	**0.8**	4.9	0.1 J	0.049	0.053	0.14	0.1
Benzyl Butyl Phthalate	NS	NS	0.023 J	0.35 U	0.054 J	0.019 J	0.35 U
Biphenyl (Diphenyl)	NS	NS	0.37 U	0.35 U	0.35 U	0.37 U	0.35 U
Bis(2-Chloroethoxy) Methane	NS	NS	0.37 UJ	0.35 U	0.35 U	0.37 U	0.35 U
Bis(2-Chloroethyl) Ether (2-Chloroethyl Ether)	NS	NS	0.037 UJ	0.035 U	0.035 U	0.037 U	0.035 U
Bis(2-Chloroisopropyl) Ether	NS	NS	0.37 U	0.35 U	0.35 U	0.37 U	0.35 U
Bis(2-Ethylhexyl) Phthalate	NS	NS	0.37 U	0.35 U	0.024 J	0.033 J	0.35 U
Caprolactam	NS	NS	0.37 U	0.35 U	0.35 U	0.37 U	0.35 U
Carbazole	NS	NS	0.37 U	0.35 U	0.016 J	0.019 J	0.35 U
Chrysene	**1**	4.9	0.19 J	0.085 J	0.11 J	0.22 J	0.18 J
Dibenz(a,h)Anthracene	0.33	0.33	0.037 U	0.016 J	0.017 J	0.021 J	0.032 J
Dibenzofuran	2.1	18	0.37 U	0.35 U	0.35 U	0.37 U	0.35 U
Diethyl Phthalate	NS	NS	0.37 U	0.35 U	0.35 U	0.37 U	0.35 U
Dimethyl Phthalate	NS	NS	0.37 U	0.35 U	0.35 U	0.37 U	0.35 U
Di-N-Butyl Phthalate	NS	NS	0.37 U	0.35 U	0.033 J	0.03 J	0.015 J
Di-N-Octylphthalate	NS	NS	0.37 UJ	0.35 U	0.35 U	0.37 U	0.35 U
Fluoranthene	85	100	0.29 J	0.14 J	0.15 J	0.42	0.34 J
Fluorene	30	100	0.37 U	0.35 U	0.35 U	0.37 U	0.35 U
Hexachlorobenzene	0.33	0.33	0.037 UJ	0.035 U	0.035 U	0.037 U	0.035 U
Hexachlorobutadiene	NS	NS	0.075 U	0.072 U	0.072 U	0.074 U	0.071 U
Hexachlorocyclopentadiene	NS	NS	0.37 U	0.35 U	0.35 U	0.37 U	0.35 U
Hexachloroethane	NS	NS	0.037 UJ	0.035 U	0.035 U	0.037 U	0.035 U
Indeno(1,2,3-c,d)Pyrene	**0.5**	1.4	0.19	0.068 JK	0.14 JK	0.17 JK	0.11 JK
Isophorone	NS	NS	0.15 UJ	0.14 U	0.14 U	0.15 U	0.14 U
Naphthalene	12	100	0.0075 J	0.0089 J	0.069 J	0.015 J	0.01 J
Nitrobenzene	0.08	1.8	0.037 UJ	0.035 U	0.035 U	0.037 U	0.035 U
N-Nitrosodi-N-Propylamine	NS	NS	0.037 UJ	0.035 U	0.035 U	0.037 U	0.035 U
N-Nitrosodiphenylamine	NS	NS	0.37 U	0.35 U	0.35 U	0.37 U	0.35 U
Pentachlorophenol	0.8	1.3	0.3 U	0.29 U	0.28 U	0.29 U	0.28 U
Phenanthrene	**1.1**	4.9	0.11 J	0.043 J	0.065 J	0.17 J	0.12 J
Phenol	0.33	100	0.37 UJ	0.35 U	0.35 U	0.37 U	0.35 U
Pyrene	64	100	0.31 J	0.13 J	0.14 J	0.37	0.27 J

Table 2B
350 Grand Concourse
Bronx, NY
IRM Endpoint Sample Analytical Results
Semivolatile Organic Compounds

		AKRF Sample ID	IRM-EX-015_4_20221025	IRM-EX-016_4_20221025	IRM-EX-017_4_20221025	IRM-EX-018_4_20221028	IRM-EX-024_7.5_20221027
		Laboratory Sample ID	460-268165-16	460-268165-17	460-268165-18	460-268413-4	460-268322-1
		Date Sampled	10/25/2022	10/25/2022	10/25/2022	10/28/2022	10/27/2022
		Dilution Factor	1	1	1	1	1
		Unit	mg/kg	mg/kg	mg/kg	mg/kg	mg/kg
Compound	**NYSDEC UUSCO**	**NYSDEC RRSCO**	CONC Q	CONC Q	CONC Q	CONC Q	CONC Q
1,2,4,5-Tetrachlorobenzene	NS	NS	0.35 U	0.34 U	0.35 U	0.36 U	0.35 U
1,4-Dioxane (P-Dioxane)	0.1	5.7	0.035 UJ	0.034 U	NR	0.036 U	0.035 U
2,3,4,6-Tetrachlorophenol	NS	NS	0.35 U	0.34 U	0.35 U	0.36 U	0.35 U
2,4,5-Trichlorophenol	NS	NS	0.35 U	0.34 U	0.35 U	0.36 U	0.35 U
2,4,6-Trichlorophenol	NS	NS	0.14 U	0.14 U	0.14 U	0.15 U	0.14 U
2,4-Dichlorophenol	NS	NS	0.14 U	0.14 U	0.14 U	0.15 U	0.14 U
2,4-Dimethylphenol	NS	NS	0.35 U	0.34 U	0.35 U	0.36 U	0.35 U
2,4-Dinitrophenol	NS	NS	0.29 UJ	0.27 U	0.28 U	0.29 UJ	0.28 UJ
2,4-Dinitrotoluene	NS	NS	0.072 U	0.069 U	0.072 U	0.074 U	0.07 U
2,6-Dinitrotoluene	NS	NS	0.072 U	0.069 U	0.072 U	0.074 U	0.07 U
2-Chloronaphthalene	NS	NS	0.35 U	0.34 U	0.35 U	0.36 U	0.35 U
2-Chlorophenol	NS	NS	0.35 U	0.34 U	0.35 U	0.36 U	0.35 U
2-Methylnaphthalene	NS	NS	0.28 J	0.091 J	0.011 J	0.36 U	0.024 J
2-Methylphenol (O-Cresol)	0.33	100	0.023 J	0.34 U	0.35 U	0.36 U	0.35 U
2-Nitroaniline	NS	NS	0.35 UJ	0.34 U	0.35 U	0.36 U	0.35 U
2-Nitrophenol	NS	NS	0.35 U	0.34 U	0.35 U	0.36 U	0.35 U
3- And 4- Methylphenol (Total)	NS	NS	0.041 J	0.34 U	0.35 U	0.36 U	0.35 U
3,3'-Dichlorobenzidine	NS	NS	0.14 U	0.14 U	0.14 U	0.15 UJ	0.14 UJ
3-Nitroaniline	NS	NS	0.35 U	0.34 U	0.35 U	0.36 U	0.35 U
4,6-Dinitro-2-Methylphenol	NS	NS	0.29 U	0.27 UJ	0.28 UJ	0.29 U	0.28 U
4-Bromophenyl Phenyl Ether	NS	NS	0.35 U	0.34 U	0.35 U	0.36 U	0.35 U
4-Chloro-3-Methylphenol	NS	NS	0.35 U	0.34 U	0.35 U	0.36 U	0.35 U
4-Chloroaniline	NS	NS	0.35 U	0.34 U	0.35 U	0.36 U	0.35 U
4-Chlorophenyl Phenyl Ether	NS	NS	0.35 U	0.34 U	0.35 U	0.36 U	0.35 U
4-Methylphenol (P-Cresol)	0.33	100	0.041 J	0.34 U	0.35 U	0.36 U	0.35 U
4-Nitroaniline	NS	NS	0.35 U	0.34 U	0.35 U	0.36 U	0.35 U
4-Nitrophenol	NS	NS	0.72 UJ	0.69 U	0.72 U	0.74 U	0.7 U
Acenaphthene	20	100	0.046 J	0.024 J	0.016 J	0.36 U	0.025 J
Acenaphthylene	100	100	0.53	0.22 J	0.074 J	0.36 U	0.14 J
Acetophenone	NS	NS	0.35 U	0.34 U	0.35 U	0.36 U	0.35 U
Anthracene	100	100	0.29 J	0.29 J	0.088 J	0.36 U	0.27 J
Atrazine	NS	NS	0.14 U	0.14 U	0.14 U	0.15 U	0.14 U
Benzaldehyde	NS	NS	0.35 UJ	0.34 UJ	0.35 UJ	0.36 UJ	0.35 UJ
Benzo(a)Anthracene	**1**	1.4	0.59	**1.6**	0.25	0.057	**1.2**
Benzo(a)Pyrene	**1**	1	0.79	**1.5**	0.3 J	0.054	1
Benzo(b)Fluoranthene	**1**	1.4	**1.1**	**2.1 J**	0.41	0.068	**1.2**
Benzo(g,h,i)Perylene	**0.64**	4.9	**0.89**	0.56	0.31 J	0.032 J	0.51
Benzo(k)Fluoranthene	**0.8**	4.9	0.36	**0.95**	0.15	0.032 J	0.49
Benzyl Butyl Phthalate	NS	NS	0.026 J	0.018 J	0.025 J	0.36 U	0.023 J
Biphenyl (Diphenyl)	NS	NS	0.045 J	0.012 J	0.35 U	0.36 U	0.35 U
Bis(2-Chloroethoxy) Methane	NS	NS	0.35 U	0.34 U	0.35 U	0.36 U	0.35 U
Bis(2-Chloroethyl) Ether (2-Chloroethyl Ether)	NS	NS	0.035 U	0.034 U	0.035 U	0.036 U	0.035 U
Bis(2-Chloroisopropyl) Ether	NS	NS	0.35 UJ	0.34 U	0.35 U	0.36 U	0.35 U
Bis(2-Ethylhexyl) Phthalate	NS	NS	0.35 U	0.34 U	0.024 J	0.36 U	0.35 U
Caprolactam	NS	NS	0.35 U	0.34 U	0.35 U	0.36 U	0.35 U
Carbazole	NS	NS	0.21 J	0.11 J	0.025 J	0.36 U	0.026 J
Chrysene	**1**	4.9	0.65	**1.6**	0.21 J	0.046 J	**1.2**
Dibenz(a,h)Anthracene	0.33	0.33	0.22	0.13	0.052	0.036 U	0.16
Dibenzofuran	2.1	18	0.084 J	0.047 J	0.35 U	0.36 U	0.012 J
Diethyl Phthalate	NS	NS	0.35 U	0.34 U	0.35 U	0.36 U	0.35 U
Dimethyl Phthalate	NS	NS	0.35 U	0.34 U	0.35 U	0.36 U	0.35 U
Di-N-Butyl Phthalate	NS	NS	0.35 U	0.34 U	0.35 U	0.36 U	0.35 U
Di-N-Octylphthalate	NS	NS	0.35 U	0.34 U	0.35 U	0.36 UJ	0.35 UJ
Fluoranthene	85	100	1.3	3.3	0.4	0.079 J	1.5
Fluorene	30	100	0.23 J	0.066 J	0.016 J	0.36 U	0.05 J
Hexachlorobenzene	0.33	0.33	0.035 U	0.034 U	0.035 U	0.036 U	0.035 U
Hexachlorobutadiene	NS	NS	0.072 U	0.069 U	0.072 U	0.074 U	0.07 U
Hexachlorocyclopentadiene	NS	NS	0.35 U	0.34 U	0.35 U	0.36 U	0.35 U
Hexachloroethane	NS	NS	0.035 U	0.034 U	0.035 U	0.036 U	0.035 U
Indeno(1,2,3-c,d)Pyrene	**0.5**	1.4	**0.92 JK**	**0.89 JK**	0.4 JK	0.041 J	**0.64 J**
Isophorone	NS	NS	0.14 U	0.14 U	0.14 U	0.15 U	0.14 U
Naphthalene	12	100	0.59	0.16 J	0.016 J	0.36 U	0.043 J
Nitrobenzene	0.08	1.8	0.035 U	0.034 U	0.035 U	0.036 U	0.035 U
N-Nitrosodi-N-Propylamine	NS	NS	0.035 U	0.034 U	0.035 U	0.036 U	0.035 U
N-Nitrosodiphenylamine	NS	NS	0.35 U	0.34 U	0.35 U	0.36 U	0.35 U
Pentachlorophenol	0.8	1.3	0.29 U	0.27 U	0.28 U	0.29 U	0.28 U
Phenanthrene	**1.1**	4.9	0.98	**1.6**	0.18 J	0.033 J	0.67
Phenol	0.33	100	0.35 U	0.34 U	0.35 U	0.36 U	0.35 U
Pyrene	64	100	0.96	2.7	0.38	0.093 J	2.1

Table 2B
350 Grand Concourse
Bronx, NY
IRM Endpoint Sample Analytical Results
Semivolatile Organic Compounds

		AKRF Sample ID	IRM-EX-025_7.5_20221027	IRM-EX-X02_20221027	IRM-EX-026_7.5_20221028	IRM-EX-027_7.5_20221028	IRM-EX-028_7.5_20221028
		Laboratory Sample ID	460-268322-2	460-268322-3	460-268413-1	460-268413-3	460-268413-2
		Date Sampled	10/27/2022	10/27/2022	10/28/2022	10/28/2022	10/28/2022
		Dilution Factor	1	1	1	1	1
		Unit	mg/kg	mg/kg	mg/kg	mg/kg	mg/kg
Compound	**NYSDEC UUSCO**	**NYSDEC RRSCO**	CONC Q	CONC Q	CONC Q	CONC Q	CONC Q
1,2,4,5-Tetrachlorobenzene	NS	NS	0.35 U	0.34 U	0.36 U	0.37 U	0.37 U
1,4-Dioxane (P-Dioxane)	0.1	5.7	0.035 U	0.034 U	0.036 U	0.037 U	0.037 U
2,3,4,6-Tetrachlorophenol	NS	NS	0.35 U	0.34 U	0.36 U	0.37 U	0.37 U
2,4,5-Trichlorophenol	NS	NS	0.35 U	0.34 U	0.36 U	0.37 U	0.37 U
2,4,6-Trichlorophenol	NS	NS	0.14 U	0.14 U	0.14 U	0.15 U	0.15 U
2,4-Dichlorophenol	NS	NS	0.14 U	0.14 U	0.14 U	0.15 U	0.15 U
2,4-Dimethylphenol	NS	NS	0.35 U	0.34 U	0.36 U	0.37 U	0.37 U
2,4-Dinitrophenol	NS	NS	0.28 UJ	0.27 UJ	0.29 UJ	0.29 UJ	0.3 UJ
2,4-Dinitrotoluene	NS	NS	0.071 U	0.069 U	0.073 U	0.074 U	0.075 U
2,6-Dinitrotoluene	NS	NS	0.071 U	0.069 U	0.073 U	0.074 U	0.075 U
2-Chloronaphthalene	NS	NS	0.35 U	0.34 U	0.36 U	0.37 U	0.37 U
2-Chlorophenol	NS	NS	0.35 U	0.34 U	0.36 U	0.37 U	0.37 U
2-Methylnaphthalene	NS	NS	0.01 JK	0.4 JK	0.011 J	0.013 J	0.011 J
2-Methylphenol (O-Cresol)	0.33	100	0.35 U	0.34 U	0.36 U	0.37 U	0.37 U
2-Nitroaniline	NS	NS	0.35 U	0.34 U	0.36 U	0.37 U	0.37 U
2-Nitrophenol	NS	NS	0.35 U	0.34 U	0.36 U	0.37 U	0.37 U
3- And 4- Methylphenol (Total)	NS	NS	0.35 U	0.34 U	0.36 U	0.37 U	0.37 U
3,3'-Dichlorobenzidine	NS	NS	0.14 UJ	0.14 UJ	0.14 UJ	0.15 UJ	0.15 UJ
3-Nitroaniline	NS	NS	0.35 U	0.34 U	0.36 U	0.37 U	0.37 U
4,6-Dinitro-2-Methylphenol	NS	NS	0.28 U	0.27 U	0.29 U	0.29 U	0.3 U
4-Bromophenyl Phenyl Ether	NS	NS	0.35 U	0.34 U	0.36 U	0.37 U	0.37 U
4-Chloro-3-Methylphenol	NS	NS	0.35 U	0.34 U	0.36 U	0.37 U	0.37 U
4-Chloroaniline	NS	NS	0.35 U	0.34 U	0.36 U	0.37 U	0.37 U
4-Chlorophenyl Phenyl Ether	NS	NS	0.35 U	0.34 U	0.36 U	0.37 U	0.37 U
4-Methylphenol (P-Cresol)	0.33	100	0.35 U	0.34 U	0.36 U	0.37 U	0.37 U
4-Nitroaniline	NS	NS	0.35 U	0.34 U	0.36 U	0.37 U	0.37 U
4-Nitrophenol	NS	NS	0.71 U	0.69 U	0.73 U	0.74 U	0.75 U
Acenaphthene	20	100	0.35 U	0.058 JK	0.36 U	0.027 J	0.018 J
Acenaphthylene	100	100	0.057 JK	0.064 JK	0.13 J	0.081 J	0.088 J
Acetophenone	NS	NS	0.35 U	0.34 U	0.36 U	0.37 U	0.37 U
Anthracene	100	100	0.092 JK	0.16 JK	0.083 J	0.17 J	0.098 J
Atrazine	NS	NS	0.14 U	0.14 U	0.14 U	0.15 U	0.15 U
Benzaldehyde	NS	NS	0.35 UJ	0.34 UJ	0.36 UJ	0.37 UJ	0.37 UJ
Benzo(a)Anthracene	**1**	1.4	0.44 JK	0.92 JK	0.25	0.84	0.46
Benzo(a)Pyrene	**1**	1	0.46 JK	0.96 JK	0.3	0.85	0.5
Benzo(b)Fluoranthene	**1**	1.4	0.62 JK	**1.2 JK**	0.43	**1.2**	0.7
Benzo(g,h,i)Perylene	**0.64**	4.9	0.3 JK	0.53 JK	0.21 J	0.39	0.26 J
Benzo(k)Fluoranthene	**0.8**	4.9	0.23 JK	0.43 JK	0.11	0.3	0.17
Benzyl Butyl Phthalate	NS	NS	0.045 JK	0.027 JK	0.1 J	0.13 J	0.038 J
Biphenyl (Diphenyl)	NS	NS	0.35 U	0.044 JK	0.36 U	0.37 U	0.37 U
Bis(2-Chloroethoxy) Methane	NS	NS	0.35 U	0.34 U	0.36 U	0.37 U	0.37 U
Bis(2-Chloroethyl) Ether (2-Chloroethyl Ether)	NS	NS	0.035 U	0.034 U	0.036 U	0.037 U	0.037 U
Bis(2-Chloroisopropyl) Ether	NS	NS	0.35 U	0.34 U	0.36 U	0.37 U	0.37 U
Bis(2-Ethylhexyl) Phthalate	NS	NS	0.35 U	0.34 U	0.35 J	0.17 J	0.37 U
Caprolactam	NS	NS	0.35 U	0.34 U	0.36 U	0.37 U	0.37 U
Carbazole	NS	NS	0.021 JK	0.048 JK	0.032 J	0.025 J	0.021 J
Chrysene	**1**	4.9	0.39 JK	0.9 JK	0.26 J	0.71	0.44
Dibenz(a,h)Anthracene	0.33	0.33	0.1 JK	0.15 JK	0.069	0.12	0.089
Dibenzofuran	2.1	18	0.35 U	0.091 JK	0.36 U	0.014 J	0.37 U
Diethyl Phthalate	NS	NS	0.35 U	0.34 U	0.36 U	0.37 U	0.37 U
Dimethyl Phthalate	NS	NS	0.35 U	0.34 U	0.36 U	0.37 U	0.37 U
Di-N-Butyl Phthalate	NS	NS	0.35 U	0.34 U	0.36 U	0.37 U	0.37 U
Di-N-Octylphthalate	NS	NS	0.35 UJ	0.34 UJ	0.36 U	0.37 UJ	0.37 UJ
Fluoranthene	85	100	0.67 JK	1.5 JK	0.4	1.5	0.74
Fluorene	30	100	0.025 JK	0.047 JK	0.36 U	0.37 U	0.37 U
Hexachlorobenzene	0.33	0.33	0.035 U	0.034 U	0.036 U	0.037 U	0.037 U
Hexachlorobutadiene	NS	NS	0.071 U	0.069 U	0.073 U	0.074 U	0.075 U
Hexachlorocyclopentadiene	NS	NS	0.35 U	0.34 U	0.36 U	0.37 U	0.37 U
Hexachloroethane	NS	NS	0.035 U	0.034 U	0.036 U	0.037 U	0.037 U
Indeno(1,2,3-c,d)Pyrene	**0.5**	1.4	0.4 JK	**0.7 JK**	0.24 J	**0.52 J**	0.33 J
Isophorone	NS	NS	0.14 U	0.14 U	0.14 U	0.15 U	0.15 U
Naphthalene	12	100	0.023 JK	0.7 JK	0.36 U	0.37 U	0.026 J
Nitrobenzene	0.08	1.8	0.035 U	0.034 U	0.036 U	0.037 U	0.037 U
N-Nitrosodi-N-Propylamine	NS	NS	0.035 U	0.034 U	0.036 U	0.037 U	0.037 U
N-Nitrosodiphenylamine	NS	NS	0.35 U	0.34 U	0.36 U	0.37 U	0.37 U
Pentachlorophenol	0.8	1.3	0.28 U	0.27 U	0.29 U	0.29 U	0.3 U
Phenanthrene	**1.1**	4.9	0.33 JK	0.75	0.19 J	0.59	0.26 J
Phenol	0.33	100	0.35 U	0.34 U	0.36 U	0.37 U	0.37 U
Pyrene	64	100	0.69 JK	1.6 JK	0.38	1.4	0.76

Table 2B
350 Grand Concourse
Bronx, NY
IRM Endpoint Sample Analytical Results
Semivolatile Organic Compounds

		AKRF Sample ID	IRM-EX-029_7.5_20221027	IRM-FB-S-01_20221025	IRM-FB-S-02_20221027
		Laboratory Sample ID	460-268322-4	460-268165-9	460-268322-5
		Date Sampled	10/27/2022	10/25/2022	10/27/2022
		Dilution Factor	1	1	1
		Unit	mg/kg	µg/L	µg/L
Compound	**NYSDEC UUSCO**	**NYSDEC RRSCO**	CONC Q	CONC Q	CONC Q
1,2,4,5-Tetrachlorobenzene	NS	NS	0.34 U	10 U	10 U
1,4-Dioxane (P-Dioxane)	0.1	5.7	0.034 U	0.2 U	0.2 U
2,3,4,6-Tetrachlorophenol	NS	NS	0.34 U	10 U	10 U
2,4,5-Trichlorophenol	NS	NS	0.34 U	10 U	10 U
2,4,6-Trichlorophenol	NS	NS	0.14 U	10 U	10 U
2,4-Dichlorophenol	NS	NS	0.14 U	10 U	10 U
2,4-Dimethylphenol	NS	NS	0.34 U	10 U	10 U
2,4-Dinitrophenol	NS	NS	0.28 UJ	40 UJ	40 U
2,4-Dinitrotoluene	NS	NS	0.07 U	10 U	10 UJ
2,6-Dinitrotoluene	NS	NS	0.07 U	2 U	2 U
2-Chloronaphthalene	NS	NS	0.34 U	10 U	10 U
2-Chlorophenol	NS	NS	0.34 U	10 U	10 U
2-Methylnaphthalene	NS	NS	0.34 U	10 U	10 U
2-Methylphenol (O-Cresol)	0.33	100	0.34 U	10 U	10 U
2-Nitroaniline	NS	NS	0.34 U	10 UJ	10 U
2-Nitrophenol	NS	NS	0.34 U	10 U	10 U
3- And 4- Methylphenol (Total)	NS	NS	0.34 U	10 U	10 U
3,3'-Dichlorobenzidine	NS	NS	0.14 UJ	10 U	10 UJ
3-Nitroaniline	NS	NS	0.34 U	10 U	10 U
4,6-Dinitro-2-Methylphenol	NS	NS	0.28 U	20 UJ	20 U
4-Bromophenyl Phenyl Ether	NS	NS	0.34 U	10 U	10 U
4-Chloro-3-Methylphenol	NS	NS	0.34 U	10 U	10 U
4-Chloroaniline	NS	NS	0.34 U	10 U	10 U
4-Chlorophenyl Phenyl Ether	NS	NS	0.34 U	10 U	10 U
4-Methylphenol (P-Cresol)	0.33	100	0.34 U	10 U	10 U
4-Nitroaniline	NS	NS	0.34 U	10 U	10 U
4-Nitrophenol	NS	NS	0.7 U	20 U	20 U
Acenaphthene	20	100	0.34 U	10 U	10 U
Acenaphthylene	100	100	0.34 U	10 U	10 U
Acetophenone	NS	NS	0.34 U	10 U	10 U
Anthracene	100	100	0.049 J	10 U	10 U
Atrazine	NS	NS	0.14 U	2 UJ	2 UJ
Benzaldehyde	NS	NS	0.34 UJ	10 UJ	10 UJ
Benzo(a)Anthracene	**1**	1.4	0.22	1 U	1 U
Benzo(a)Pyrene	**1**	1	0.25	1 U	1 U
Benzo(b)Fluoranthene	**1**	1.4	0.31	2 U	2 U
Benzo(g,h,i)Perylene	**0.64**	4.9	0.16 J	10 U	10 UJ
Benzo(k)Fluoranthene	**0.8**	4.9	0.13	1 U	1 U
Benzyl Butyl Phthalate	NS	NS	0.34 U	10 U	10 U
Biphenyl (Diphenyl)	NS	NS	0.34 U	10 U	10 U
Bis(2-Chloroethoxy) Methane	NS	NS	0.34 U	10 U	10 U
Bis(2-Chloroethyl) Ether (2-Chloroethyl Ether)	NS	NS	0.034 U	1 U	1 U
Bis(2-Chloroisopropyl) Ether	NS	NS	0.34 U	10 UJ	10 U
Bis(2-Ethylhexyl) Phthalate	NS	NS	0.34 U	2 U	2 U
Caprolactam	NS	NS	0.34 U	10 U	10 U
Carbazole	NS	NS	0.34 U	10 U	10 U
Chrysene	**1**	4.9	0.2 J	2 U	2 U
Dibenz(a,h)Anthracene	0.33	0.33	0.062	1 U	1 UJ
Dibenzofuran	2.1	18	0.34 U	10 U	10 U
Diethyl Phthalate	NS	NS	0.34 U	10 U	10 U
Dimethyl Phthalate	NS	NS	0.34 U	10 U	10 U
Di-N-Butyl Phthalate	NS	NS	0.34 U	10 U	10 U
Di-N-Octylphthalate	NS	NS	0.34 UJ	10 U	10 U
Fluoranthene	85	100	0.31 J	10 U	10 U
Fluorene	30	100	0.34 U	10 U	10 U
Hexachlorobenzene	0.33	0.33	0.034 U	1 U	1 U
Hexachlorobutadiene	NS	NS	0.07 U	1 U	1 U
Hexachlorocyclopentadiene	NS	NS	0.34 U	10 UJ	10 U
Hexachloroethane	NS	NS	0.034 U	2 U	2 U
Indeno(1,2,3-c,d)Pyrene	**0.5**	1.4	0.18 J	2 UJ	2 UJ
Isophorone	NS	NS	0.14 U	10 U	10 U
Naphthalene	12	100	0.34 U	2 U	2 U
Nitrobenzene	0.08	1.8	0.034 U	1 U	1 U
N-Nitrosodi-N-Propylamine	NS	NS	0.034 U	1 U	1 U
N-Nitrosodiphenylamine	NS	NS	0.34 U	10 U	10 U
Pentachlorophenol	0.8	1.3	0.28 U	20 U	20 U
Phenanthrene	**1.1**	4.9	0.16 J	10 U	10 U
Phenol	0.33	100	0.34 U	10 U	10 U
Pyrene	64	100	0.33 J	10 U	10 U

Table 2C
350 Grand Concourse
Bronx, NY
IRM Endpoint Sample Analytical Results
Metals

		AKRF Sample ID	IRM-EX-003_3_20221025	IRM-EX-003_3_20221025	IRM-EX-004_3_20221025	IRM-EX-X01_20221025	IRM-EX-X01_20221025
		Laboratory Sample ID	460-268165-3	460-268165-3	460-268165-4	460-268165-5	460-268165-5
		Date Sampled	10/25/2022	10/25/2022	10/25/2022	10/25/2022	10/25/2022
		Dilution Factor	1	2	1	1	2
		Unit	mg/kg	mg/kg	mg/kg	mg/kg	mg/kg
Compound	**NYSDEC UUSCO**	**NYSDEC RRSCO**	CONC Q	CONC Q	CONC Q	CONC Q	CONC Q
Aluminum	NS	NS	NR	5,710	14,600	NR	10,400
Antimony	NS	NS	NR	0.33 J	0.5 J	NR	0.37 J
Arsenic	**13**	16	NR	2.8	3.1	NR	2.9
Barium	410	410	NR	65.1	103	NR	67.3
Beryllium	4.4	43	NR	0.25 J	0.94	NR	0.5 J
Cadmium	2.5	2.5	NR	0.25 J	0.28 J	NR	0.25 J
Calcium	NS	NS	NR	8,200	14,600	NR	13,000
Chromium, Hexavalent	1	1	2.3 U	NR	2.2 U	2.2 U	NR
Chromium, Total	NS	NS	NR	8.7	25.9	NR	17.2
Cobalt	NS	NS	NR	9.8	25.7	NR	14.9
Copper	**50**	280	NR	**72.4**	29.1 JL	NR	**56.6 JL**
Cyanide	2.3	13	0.35	NR	0.25 U	0.27 U	NR
Iron	NS	NS	NR	22,300	21,500	NR	23,400
Lead	**63**	400	NR	43.1	**134**	NR	**89.1**
Magnesium	NS	NS	NR	4,130	7,380	NR	6,600
Manganese	1,600	2,000	NR	439	449	NR	352
Mercury	**0.18**	0.26	0.13	NR	0.08	0.081	NR
Nickel	**30**	210	NR	9.5	**43.8 J**	NR	22.6 J
Potassium	NS	NS	NR	1,510	1,470 JL	NR	1,480 JL
Selenium	4	110	NR	2.2 U	0.18 J	NR	2.3 U
Silver	2	110	NR	0.71 U	0.35 UJ	NR	0.74 UJ
Sodium	NS	NS	NR	550	1,090 JL	NR	837 JL
Thallium	NS	NS	NR	0.09 J	0.2 J	NR	0.14 J
Vanadium	NS	NS	NR	54.1	41.7	NR	65.2
Zinc	**109**	6,600	NR	**110**	**138 JL**	NR	**126 JL**

Table 2C
350 Grand Concourse
Bronx, NY
IRM Endpoint Sample Analytical Results
Metals

		AKRF Sample ID	IRM-EX-007_4_20221025	IRM-EX-008_4_20221026	IRM-EX-008_4_20221026	IRM-EX-011_4_20221025	IRM-EX-012_4_20221025
		Laboratory Sample ID	460-268165-7	460-268249-1	460-268249-1	460-268165-12	460-268165-13
		Date Sampled	10/25/2022	10/26/2022	10/26/2022	10/25/2022	10/25/2022
		Dilution Factor	1	1	2	1	1
		Unit	mg/kg	mg/kg	mg/kg	mg/kg	mg/kg
Compound	**NYSDEC UUSCO**	**NYSDEC RRSCO**	CONC Q	CONC Q	CONC Q	CONC Q	CONC Q
Aluminum	NS	NS	7,440	NR	18,100	8,280	11,200
Antimony	NS	NS	0.83 J	0.81 U	NR	0.29 J	0.87
Arsenic	**13**	16	3.8	0.68 J	NR	4	4.4
Barium	410	410	105	6.7	NR	127	185
Beryllium	4.4	43	0.42 J	1	NR	0.42	0.63
Cadmium	2.5	2.5	0.61 J	0.81 U	NR	0.38 J	0.58 J
Calcium	NS	NS	23,200	80.9 U	NR	18,200	NR
Chromium, Hexavalent	1	1	2.3 U	2.1 U	NR	2.1 U	2.1 U
Chromium, Total	NS	NS	16.9	21.6	NR	16.5	24
Cobalt	NS	NS	8	6.9	NR	6	7.5
Copper	**50**	280	37	14.5	NR	28.5	29.7
Cyanide	2.3	13	0.26 U	0.25 U	NR	0.15 J	0.45
Iron	NS	NS	15,100	15,400	NR	14,000	18,000
Lead	**63**	400	**280**	4.6	NR	**261**	**337**
Magnesium	NS	NS	13,100	12,900	NR	6,000	10,500
Manganese	1,600	2,000	399	296	NR	306	362
Mercury	**0.18**	0.26	**0.74**	0.018 U	NR	**0.32**	**0.23**
Nickel	**30**	210	16.5	15	NR	13.6	16.7
Potassium	NS	NS	2,230	788	NR	1,250	1,570
Selenium	4	110	0.18 J	0.18 J	NR	0.17 J	0.15 J
Silver	2	110	0.22 J	0.32 U	NR	0.12 J	0.32 U
Sodium	NS	NS	475	1,730	NR	301	589
Thallium	NS	NS	0.19 J	0.19 J	NR	0.13 J	0.16 J
Vanadium	NS	NS	23.4	24.4	NR	22.6	33.6
Zinc	**109**	6,600	**208**	32.2	NR	**132**	**177**

Table 2C
350 Grand Concourse
Bronx, NY
IRM Endpoint Sample Analytical Results
Metals

		AKRF Sample ID	IRM-EX-012_4_20221025	IRM-EX-015_4_20221025	IRM-EX-015_4_20221025	IRM-EX-016_4_20221025	IRM-EX-016_4_20221025
		Laboratory Sample ID	460-268165-13	460-268165-16	460-268165-16	460-268165-17	460-268165-17
		Date Sampled	10/25/2022	10/25/2022	10/25/2022	10/25/2022	10/25/2022
		Dilution Factor	2	1	2	1	2
		Unit	mg/kg	mg/kg	mg/kg	mg/kg	mg/kg
Compound	**NYSDEC UUSCO**	**NYSDEC RRSCO**	CONC Q	CONC Q	CONC Q	CONC Q	CONC Q
Aluminum	NS	NS	NR	NR	12,100	NR	6,460
Antimony	NS	NS	NR	NR	0.4 J	NR	0.49 J
Arsenic	**13**	16	NR	NR	**20.9**	NR	3.3
Barium	410	410	NR	NR	129	NR	218
Beryllium	4.4	43	NR	NR	0.57 J	NR	0.38 J
Cadmium	2.5	2.5	NR	NR	0.26 J	NR	0.53 J
Calcium	NS	NS	41,000	NR	33,800	NR	30,200
Chromium, Hexavalent	1	1	NR	2.2 U	NR	2 U	NR
Chromium, Total	NS	NS	NR	NR	21.2	NR	15.5
Cobalt	NS	NS	NR	NR	8.4	NR	5.9
Copper	**50**	280	NR	NR	22.7	NR	23.5
Cyanide	2.3	13	NR	0.31	NR	0.21 J	NR
Iron	NS	NS	NR	NR	18,800	NR	12,500
Lead	**63**	400	NR	NR	**146**	NR	**291**
Magnesium	NS	NS	NR	NR	10,900	NR	8,180
Manganese	1,600	2,000	NR	NR	422	NR	296
Mercury	**0.18**	0.26	NR	0.13	NR	0.14	NR
Nickel	**30**	210	NR	NR	18	NR	13.2
Potassium	NS	NS	NR	NR	1,730	NR	1,290
Selenium	4	110	NR	NR	2 U	NR	0.28 J
Silver	2	110	NR	NR	0.64 U	NR	0.65 U
Sodium	NS	NS	NR	NR	426	NR	266
Thallium	NS	NS	NR	NR	0.16 J	NR	0.13 J
Vanadium	NS	NS	NR	NR	30.5	NR	21.1
Zinc	**109**	6,600	NR	NR	**110**	NR	**187**

Table 2C
350 Grand Concourse
Bronx, NY
IRM Endpoint Sample Analytical Results
Metals

		AKRF Sample ID	IRM-EX-019_4_20221026	IRM-EX-020_4_20221026	IRM-EX-021_4_20221026	IRM-EX-022_4_20221026	IRM-EX-023_5_20221026
		Laboratory Sample ID	460-268249-3	460-268249-4	460-268249-5	460-268249-6	460-268249-7
		Date Sampled	10/26/2022	10/26/2022	10/26/2022	10/26/2022	10/26/2022
		Dilution Factor	1	1	1	5	1
		Unit	mg/kg	mg/kg	mg/kg	mg/kg	mg/kg
Compound	**NYSDEC UUSCO**	**NYSDEC RRSCO**	CONC Q	CONC Q	CONC Q	CONC Q	CONC Q
Aluminum	NS	NS	NR	NR	NR	NR	NR
Antimony	NS	NS	NR	NR	NR	NR	NR
Arsenic	**13**	16	NR	NR	NR	NR	NR
Barium	410	410	NR	NR	NR	NR	NR
Beryllium	4.4	43	NR	NR	NR	NR	NR
Cadmium	2.5	2.5	NR	NR	NR	NR	NR
Calcium	NS	NS	NR	NR	NR	NR	NR
Chromium, Hexavalent	1	1	NR	NR	NR	NR	NR
Chromium, Total	NS	NS	NR	NR	NR	NR	NR
Cobalt	NS	NS	NR	NR	NR	NR	NR
Copper	**50**	280	NR	NR	NR	NR	NR
Cyanide	2.3	13	NR	NR	NR	NR	NR
Iron	NS	NS	NR	NR	NR	NR	NR
Lead	**63**	400	35.3	**75.3**	**790**	**2,730**	**339**
Magnesium	NS	NS	NR	NR	NR	NR	NR
Manganese	1,600	2,000	NR	NR	NR	NR	NR
Mercury	**0.18**	0.26	NR	NR	NR	NR	NR
Nickel	**30**	210	NR	NR	NR	NR	NR
Potassium	NS	NS	NR	NR	NR	NR	NR
Selenium	4	110	NR	NR	NR	NR	NR
Silver	2	110	NR	NR	NR	NR	NR
Sodium	NS	NS	NR	NR	NR	NR	NR
Thallium	NS	NS	NR	NR	NR	NR	NR
Vanadium	NS	NS	NR	NR	NR	NR	NR
Zinc	**109**	6,600	NR	NR	NR	NR	NR

Table 2C
350 Grand Concourse
Bronx, NY
IRM Endpoint Sample Analytical Results
Metals

		AKRF Sample ID	IRM-EX-025_7.5_20221027	IRM-EX-X02_20221027	IRM-EX-028_7.5_20221028	IRM-FB-S-01_20221025	IRM-FB-S-02_20221027
		Laboratory Sample ID	460-268322-2	460-268322-3	460-268413-2	460-268165-9	460-268322-5
		Date Sampled	10/27/2022	10/27/2022	10/28/2022	10/25/2022	10/27/2022
		Dilution Factor	1	1	1	1	1
		Unit	mg/kg	mg/kg	mg/kg	µg/L	µg/L
Compound	**NYSDEC UUSCO**	**NYSDEC RRSCO**	CONC Q	CONC Q	CONC Q	CONC Q	CONC Q
Aluminum	NS	NS	8,930	9,150	9,110	40 U	40 U
Antimony	NS	NS	0.2 JL	0.2 JL	1.1 U	2 U	2 U
Arsenic	**13**	16	3.3	3.4	2.9	2 U	2 U
Barium	410	410	124	156	95.3	4 U	4 U
Beryllium	4.4	43	0.5	0.44	0.42	0.8 U	0.8 U
Cadmium	2.5	2.5	0.39 J	0.32 J	0.17 J	2 U	2 U
Calcium	NS	NS	29,800	23,400	24,200	500 U	500 U
Chromium, Hexavalent	1	1	2.1 U	2 U	2.2 U	10 U	10 R
Chromium, Total	NS	NS	21.1	23.4	26.5	4 U	4 U
Cobalt	NS	NS	7.4	7.3	8.3	4 U	4 U
Copper	**50**	280	37.5 JK	34.3 JK	36	4 U	4 U
Cyanide	2.3	13	0.25 U	0.23	0.16 J	10 U	10 U
Iron	NS	NS	15,800	18,300	15,900	120 U	120 U
Lead	**63**	400	**155**	**135**	**89.7**	1.2 U	1.2 U
Magnesium	NS	NS	9,780	7,970	12,200	200 U	200 U
Manganese	1,600	2,000	266	260	281	8 U	8 U
Mercury	**0.18**	0.26	**0.37**	**0.3**	**0.27**	0.2 U	0.2 U
Nickel	**30**	210	17.6	16.9	18.2	4 U	4 U
Potassium	NS	NS	2,120	2,630	2,930	200 U	200 U
Selenium	4	110	0.31 J	0.28 J	0.14 J	2.5 U	2.5 U
Silver	2	110	0.13 J	0.13 J	0.11 J	2 U	2 U
Sodium	NS	NS	496	462	182	500 U	500 U
Thallium	NS	NS	0.17 J	0.19 J	0.2 J	0.8 U	0.8 U
Vanadium	NS	NS	29.9 JK	33.8 JK	36.6	4 U	4 U
Zinc	**109**	6,600	**127 JK**	**120 JK**	80.3	16 U	16 U

Table 2D
350 Grand Concourse
Bronx, NY
IRM Endpoint Sample Analytical Results
Polychlorinated Biphenyls

		AKRF Sample ID	IRM-EX-003_3_20221025	IRM-EX-004_3_20221025	IRM-EX-X01_20221025	IRM-EX-007_4_20221025	IRM-EX-008_4_20221026
		Laboratory Sample ID	460-268165-3	460-268165-4	460-268165-5	460-268165-7	460-268249-1
		Date Sampled	10/25/2022	10/25/2022	10/25/2022	10/25/2022	10/26/2022
		Dilution Factor	1	1	1	1	1
		Unit	mg/kg	mg/kg	mg/kg	mg/kg	mg/kg
Compound	**NYSDEC UUSCO**	**NYSDEC RRSCO**	CONC Q	CONC Q	CONC Q	CONC Q	CONC Q
PCB-1016 (Aroclor 1016)	NS	NS	0.077 U	0.072 U	0.075 U	0.075 U	0.072 U
PCB-1221 (Aroclor 1221)	NS	NS	0.077 U	0.072 U	0.075 U	0.075 U	0.072 U
PCB-1232 (Aroclor 1232)	NS	NS	0.077 U	0.072 U	0.075 U	0.075 U	0.072 U
PCB-1242 (Aroclor 1242)	NS	NS	0.077 U	0.072 U	0.075 U	0.075 U	0.072 U
PCB-1248 (Aroclor 1248)	NS	NS	0.077 U	0.072 U	0.075 U	0.075 U	0.072 U
PCB-1254 (Aroclor 1254)	NS	NS	0.077 U	0.072 U	0.075 U	0.075 U	0.072 U
PCB-1260 (Aroclor 1260)	NS	NS	0.077 U	0.072 U	0.075 U	0.075 U	0.072 U
PCB-1262 (Aroclor 1262)	NS	NS	0.077 U	0.072 U	0.075 U	0.075 U	0.072 U
PCB-1268 (Aroclor 1268)	NS	NS	0.077 U	0.072 U	0.075 U	0.075 U	0.072 U
Total PCBs	0.1	1	0.077 U	0.072 U	0.075 U	0.075 U	0.072 U

Table 2D
350 Grand Concourse
Bronx, NY
IRM Endpoint Sample Analytical Results
Polychlorinated Biphenyls

		AKRF Sample ID	IRM-EX-011_4_20221025	IRM-EX-012_4_20221025	IRM-EX-015_4_20221025	IRM-EX-016_4_20221025	IRM-EX-025_7.5_20221027
		Laboratory Sample ID	460-268165-12	460-268165-13	460-268165-16	460-268165-17	460-268322-2
		Date Sampled	10/25/2022	10/25/2022	10/25/2022	10/25/2022	10/27/2022
		Dilution Factor	1	1	1	1	1
		Unit	mg/kg	mg/kg	mg/kg	mg/kg	mg/kg
Compound	**NYSDEC UUSCO**	**NYSDEC RRSCO**	CONC Q	CONC Q	CONC Q	CONC Q	CONC Q
PCB-1016 (Aroclor 1016)	NS	NS	0.072 U	0.071 U	0.071 U	0.069 U	0.071 U
PCB-1221 (Aroclor 1221)	NS	NS	0.072 U	0.071 U	0.071 U	0.069 U	0.071 U
PCB-1232 (Aroclor 1232)	NS	NS	0.072 U	0.071 U	0.071 U	0.069 U	0.071 U
PCB-1242 (Aroclor 1242)	NS	NS	0.072 U	0.071 U	0.071 U	0.069 U	0.071 U
PCB-1248 (Aroclor 1248)	NS	NS	0.072 U	0.071 U	0.071 U	0.069 U	0.071 U
PCB-1254 (Aroclor 1254)	NS	NS	0.072 U	0.071 U	0.071 U	0.069 U	0.071 U
PCB-1260 (Aroclor 1260)	NS	NS	0.072 U	0.071 U	0.071 U	0.069 U	0.071 U
PCB-1262 (Aroclor 1262)	NS	NS	0.072 U	0.071 U	0.071 U	0.069 U	0.071 U
PCB-1268 (Aroclor 1268)	NS	NS	0.072 U	0.071 U	0.071 U	0.069 U	0.071 U
Total PCBs	0.1	1	0.072 U	0.071 U	0.071 U	0.069 U	0.071 U

Table 2D
350 Grand Concourse
Bronx, NY
IRM Endpoint Sample Analytical Results
Polychlorinated Biphenyls

		AKRF Sample ID	IRM-EX-X02_20221027	IRM-EX-028_7.5_20221028	IRM-FB-S-01_20221025	IRM-FB-S-02_20221027
		Laboratory Sample ID	460-268322-3	460-268413-2	460-268165-9	460-268322-5
		Date Sampled	10/27/2022	10/28/2022	10/25/2022	10/27/2022
		Dilution Factor	1	1	1	1
		Unit	mg/kg	mg/kg	µg/L	µg/L
Compound	**NYSDEC UUSCO**	**NYSDEC RRSCO**	CONC Q	CONC Q	CONC Q	CONC Q
PCB-1016 (Aroclor 1016)	NS	NS	0.069 U	0.075 U	0.4 U	0.4 U
PCB-1221 (Aroclor 1221)	NS	NS	0.069 U	0.075 U	0.4 U	0.4 U
PCB-1232 (Aroclor 1232)	NS	NS	0.069 U	0.075 U	0.4 U	0.4 U
PCB-1242 (Aroclor 1242)	NS	NS	0.069 U	0.075 U	0.4 U	0.4 U
PCB-1248 (Aroclor 1248)	NS	NS	0.069 U	0.075 U	0.4 U	0.4 U
PCB-1254 (Aroclor 1254)	NS	NS	0.069 U	0.075 U	0.4 U	0.4 U
PCB-1260 (Aroclor 1260)	NS	NS	0.069 U	0.075 U	0.4 U	0.4 U
PCB-1262 (Aroclor 1262)	NS	NS	0.069 U	0.075 U	0.4 U	0.4 U
PCB-1268 (Aroclor 1268)	NS	NS	0.069 U	0.075 U	0.4 U	0.4 U
Total PCBs	0.1	1	0.069 U	0.075 U	0.4 U	0.4 U

Table 2E
350 Grand Concourse
Bronx, NY
IRM Endpoint Sample Analytical Results
Pesticides

		AKRF Sample ID	IRM-EX-003_3_20221025	IRM-EX-004_3_20221025	IRM-EX-X01_20221025	IRM-EX-007_4_20221025	IRM-EX-008_4_20221026
		Laboratory Sample ID	460-268165-3	460-268165-4	460-268165-5	460-268165-7	460-268249-1
		Date Sampled	10/25/2022	10/25/2022	10/25/2022	10/25/2022	10/26/2022
		Dilution Factor	1	1	1	1	1
		Unit	mg/kg	mg/kg	mg/kg	mg/kg	mg/kg
Compound	**NYSDEC UUSCO**	**NYSDEC RRSCO**	CONC Q	CONC Q	CONC Q	CONC Q	CONC Q
Aldrin	**0.0048**	0.044	0.0077 U	**0.011 J**	0.0075 UJ	0.0075 U	0.0072 U
Alpha Bhc (Alpha Hexachlorocyclohexane)	0.02	0.22	0.0023 U	0.0022 U	0.0022 U	0.0023 U	0.0021 U
Alpha Endosulfan	NS	NS	0.0077 U	0.0072 U	0.0075 U	0.0075 U	0.0072 U
Beta Bhc (Beta Hexachlorocyclohexane)	0.021	0.18	0.0023 U	0.0022 U	0.0022 U	0.0023 U	0.0021 U
Beta Endosulfan	NS	NS	0.0077 U	0.0072 U	0.0075 U	0.0075 U	0.0072 U
cis-Chlordane	0.014	0.65	0.0077 U	0.0072 U	0.0075 U	0.0075 U	0.0072 U
Delta BHC (Delta Hexachlorocyclohexane)	0.024	100	0.0023 U	0.0022 U	0.0022 U	0.0023 U	0.0021 U
Dieldrin	**0.005**	0.075	0.0023 U	**0.054 J**	0.0022 UJ	0.0023 U	0.0021 U
Endosulfan Sulfate	NS	NS	0.0077 U	0.0072 U	0.0075 U	0.0075 U	0.0072 U
Endosulfans ABS	4.3	35	0 U	0 U	0 U	0 U	0 U
Endrin	0.014	5.3	0.0077 U	0.0072 U	0.0075 U	0.0075 U	0.0072 U
Endrin Aldehyde	NS	NS	0.0077 U	0.0072 U	0.0075 U	0.0075 U	0.0072 U
Endrin Ketone	NS	NS	0.0077 U	0.0072 U	0.0075 U	0.0075 U	0.0072 U
Gamma Bhc (Lindane)	0.026	0.24	0.0023 U	0.0022 U	0.0022 U	0.0023 U	0.0021 U
Heptachlor	0.013	0.53	0.0077 U	0.0072 U	0.0075 U	0.0075 U	0.0072 U
Heptachlor Epoxide	NS	NS	0.0077 U	0.0072 U	0.0075 U	0.0075 U	0.0072 U
Methoxychlor	NS	NS	0.0077 U	0.0072 U	0.0075 U	0.0075 U	0.0072 U
P,P'-DDD	0.0033	5	0.0077 U	0.0072 U	0.0075 U	0.0075 U	0.0072 U
P,P'-DDE	0.0033	3.4	0.0077 U	0.0072 U	0.0075 U	0.0075 U	0.0072 U
P,P'-DDT	**0.0033**	3.8	0.0077 U	0.0072 U	0.0075 U	0.0075 U	0.0072 U
Silvex (2,4,5-TP)	NS	NS	0.038 U	0.036 U	0.037 U	0.038 U	0.036 U
Toxaphene	NS	NS	0.077 U	0.072 U	0.075 U	0.075 U	0.072 U

Table 2E
350 Grand Concourse
Bronx, NY
IRM Endpoint Sample Analytical Results
Pesticides

			AKRF Sample ID	IRM-EX-011_4_20221025	IRM-EX-012_4_20221025	IRM-EX-015_4_20221025	IRM-EX-016_4_20221025	IRM-EX-025_7.5_20221027
			Laboratory Sample ID	460-268165-12	460-268165-13	460-268165-16	460-268165-17	460-268322-2
			Date Sampled	10/25/2022	10/25/2022	10/25/2022	10/25/2022	10/27/2022
			Dilution Factor	1	1	1	1	1
			Unit	mg/kg	mg/kg	mg/kg	mg/kg	mg/kg
Compound	**NYSDEC UUSCO**	**NYSDEC RRSCO**		CONC Q	CONC Q	CONC Q	CONC Q	CONC Q
Aldrin	**0.0048**	0.044		0.0072 U	0.0071 U	0.0071 U	0.0069 U	0.0071 U
Alpha Bhc (Alpha Hexachlorocyclohexane)	0.02	0.22		0.0021 U	0.0021 U	0.0021 U	0.0021 U	0.0021 U
Alpha Endosulfan	NS	NS		0.0072 U	0.0071 U	0.0071 U	0.0069 U	0.0071 U
Beta Bhc (Beta Hexachlorocyclohexane)	0.021	0.18		0.0021 U	0.0021 U	0.0021 U	0.0021 U	0.0021 U
Beta Endosulfan	NS	NS		0.0072 U	0.0071 U	0.0071 U	0.0069 U	0.0071 U
cis-Chlordane	0.014	0.65		0.0072 U	0.0071 U	0.0071 U	0.0069 U	0.0071 U
Delta BHC (Delta Hexachlorocyclohexane)	0.024	100		0.0021 U	0.0021 U	0.0021 U	0.0021 U	0.0021 U
Dieldrin	**0.005**	0.075		0.0021 U	0.0021 U	0.0021 U	0.0021 U	0.0021 U
Endosulfan Sulfate	NS	NS		0.0072 U	0.0071 U	0.0071 U	0.0069 U	0.0071 U
Endosulfans ABS	4.3	35		0 U	0 U	0 U	0 U	0 U
Endrin	0.014	5.3		0.0072 U	0.0071 U	0.0071 U	0.0069 U	0.0071 U
Endrin Aldehyde	NS	NS		0.0072 U	0.0071 U	0.0071 U	0.0069 U	0.0071 U
Endrin Ketone	NS	NS		0.0072 U	0.0071 U	0.0071 U	0.0069 U	0.0071 U
Gamma Bhc (Lindane)	0.026	0.24		0.0021 U	0.0021 U	0.0021 U	0.0021 U	0.0021 U
Heptachlor	0.013	0.53		0.0072 U	0.0071 U	0.0071 U	0.0069 U	0.0071 U
Heptachlor Epoxide	NS	NS		0.0072 U	0.0071 U	0.0071 U	0.0069 U	0.0071 U
Methoxychlor	NS	NS		0.0072 U	0.0071 U	0.0071 U	0.0069 U	0.0071 U
P,P'-DDD	0.0033	5		0.0072 U	0.0071 U	0.0071 U	0.0069 U	0.0071 U
P,P'-DDE	0.0033	3.4		0.0072 U	0.0071 U	0.0071 U	0.0069 U	0.0071 U
P,P'-DDT	**0.0033**	3.8		0.0072 U	0.0071 U	0.0071 U	0.0069 U	0.0071 U
Silvex (2,4,5-TP)	NS	NS		0.036 U	0.035 U	0.036 U	0.034 U	0.035 U
Toxaphene	NS	NS		0.072 U	0.071 U	0.071 U	0.069 U	0.071 U

Table 2E
350 Grand Concourse
Bronx, NY
IRM Endpoint Sample Analytical Results
Pesticides

			AKRF Sample ID	IRM-EX-X02_20221027	IRM-EX-028_7.5_20221028	IRM-FB-S-01_20221025	IRM-FB-S-02_20221027
			Laboratory Sample ID	460-268322-3	460-268413-2	460-268165-9	460-268322-5
			Date Sampled	10/27/2022	10/28/2022	10/25/2022	10/27/2022
			Dilution Factor	1	1	1	1
			Unit	mg/kg	mg/kg	µg/L	µg/L
Compound	**NYSDEC UUSCO**	**NYSDEC RRSCO**		CONC Q	CONC Q	CONC Q	CONC Q
Aldrin	**0.0048**	0.044		0.0069 U	0.0075 U	0.02 U	0.02 U
Alpha Bhc (Alpha Hexachlorocyclohexane)	0.02	0.22		0.0021 U	0.0022 U	0.02 U	0.02 U
Alpha Endosulfan	NS	NS		0.0069 U	0.0075 U	0.02 U	0.02 U
Beta Bhc (Beta Hexachlorocyclohexane)	0.021	0.18		0.0021 U	0.0022 U	0.02 U	0.02 U
Beta Endosulfan	NS	NS		0.0069 U	0.0075 U	0.02 U	0.02 U
cis-Chlordane	0.014	0.65		0.0069 U	0.0075 U	0.02 U	0.02 U
Delta BHC (Delta Hexachlorocyclohexane)	0.024	100		0.0021 U	0.0022 U	0.02 U	0.02 U
Dieldrin	**0.005**	0.075		0.0021 U	0.0022 U	0.02 U	0.02 U
Endosulfan Sulfate	NS	NS		0.0069 U	0.0075 U	0.02 U	0.02 U
Endosulfans ABS	4.3	35		0 U	0 U	0 U	0 U
Endrin	0.014	5.3		0.0069 U	0.0075 U	0.02 U	0.02 U
Endrin Aldehyde	NS	NS		0.0069 U	0.0075 U	0.02 U	0.02 U
Endrin Ketone	NS	NS		0.0069 U	0.0075 U	0.02 U	0.02 U
Gamma Bhc (Lindane)	0.026	0.24		0.0021 U	0.0022 U	0.02 U	0.02 U
Heptachlor	0.013	0.53		0.0069 U	0.0075 U	0.02 U	0.02 U
Heptachlor Epoxide	NS	NS		0.0069 U	0.0075 U	0.02 U	0.02 U
Methoxychlor	NS	NS		0.0069 U	0.0075 U	0.02 U	0.02 U
P,P'-DDD	0.0033	5		0.0069 U	0.0075 U	0.02 U	0.02 U
P,P'-DDE	0.0033	3.4		0.0069 U	0.0075 U	0.02 U	0.02 U
P,P'-DDT	**0.0033**	3.8		**0.0043 J**	0.0075 U	0.02 U	0.02 U
Silvex (2,4,5-TP)	NS	NS		0.034 U	0.037 U	1.2 U	1.2 U
Toxaphene	NS	NS		0.069 U	0.075 U	0.5 U	0.5 U

Table 2F
350 Grand Concourse
Bronx, NY
IRM Endpoint Sample Analytical Results
Per- and Polyfluoroalkyl Substances (PFAS)

		AKRF Sample ID	IRM-EX-003_3_20221025	IRM-EX-004_3_20221025	IRM-EX-X01_20221025	IRM-EX-007_3_20221025	IRM-EX-008_4_20221026
		Laboratory Sample ID	460-268205-1	460-268205-2	460-268205-3	460-268205-4	460-268244-1
		Date Sampled	10/25/2022	10/25/2022	10/25/2022	10/25/2022	10/26/2022
		Dilution Factor	1	1	1	1	1
		Unit	ppb	ppb	ppb	ppb	ppb
Compound	**NYSDEC UUGV**	**NYSDEC RRGV**	CONC Q	CONC Q	CONC Q	CONC Q	CONC Q
1H,1H,2H,2H-Perfluorodecane sulfonic acid (8:2 FTS)	NS	NS	2.1 U	2.17 U	2.54 U	2.38 U	2.11 U
1H,1H,2H,2H-Perfluorooctane sulfonic acid (6:2 FTS)	NS	NS	2.1 U	2.17 U	2.54 U	2.38 U	2.11 U
N-ethylperfluorooctanesulfonamidoacetic acid (NEtFOSAA)	NS	NS	2.1 U	2.17 U	2.54 U	2.38 U	2.11 U
N-methylperfluorooctanesulfonamidoacetic acid (NMeFOSAA)	NS	NS	2.1 U	2.17 U	2.54 U	2.38 U	2.11 U
Perfluorobutanesulfonic acid (PFBS)	NS	NS	0.21 U	0.22 U	0.25 U	0.24 U	0.21 U
Perfluorobutanoic acid (PFBA)	NS	NS	0.52 U	0.54 U	0.64 U	0.6 U	0.53 U
Perfluorodecanesulfonic acid (PFDS)	NS	NS	0.21 U	0.22 U	0.25 U	0.24 U	0.21 U
Perfluorodecanoic acid (PFDA)	NS	NS	0.21 U	0.22 U	0.25 U	0.041 J	0.21 U
Perfluorododecanoic acid (PFDoA)	NS	NS	0.21 U	0.22 U	0.25 U	0.24 U	0.21 U
Perfluoroheptanesulfonic acid (PFHpS)	NS	NS	0.21 U	0.22 U	0.25 U	0.24 U	0.21 U
Perfluoroheptanoic acid (PFHpA)	NS	NS	0.21 U	0.22 U	0.25 U	0.24 U	0.054 J
Perfluorohexanesulfonic acid (PFHxS)	NS	NS	0.21 U	0.22 U	0.25 U	0.24 U	0.21 U
Perfluorohexanoic acid (PFHxA)	NS	NS	0.21 U	0.22 U	0.25 U	0.24 U	0.21 U
Perfluorononanoic acid (PFNA)	NS	NS	0.21 U	0.22 U	0.25 U	0.063 J	0.21 U
Perfluorooctanesulfonamide (PFOSA)	NS	NS	0.21 U	0.22 U	0.25 U	0.24 U	0.21 U
Perfluorooctanesulfonic acid (PFOS)	NS	NS	NR	NR	NR	NR	NR
Perfluorooctanesulfonic acid (PFOS)	**0.88**	44	0.27	0.16 J	0.26	0.62	0.21 U
Perfluorooctanoic acid (PFOA)	NS	NS	NR	NR	NR	NR	NR
Perfluorooctanoic acid (PFOA)	0.66	33	0.21 U	0.22 U	0.25 U	0.24 U	0.12 J
Perfluoropentanoic acid (PFPeA)	NS	NS	0.21 U	0.22 U	0.25 U	0.24 U	0.21 U
Perfluorotetradecanoic acid (PFTeDA)	NS	NS	0.21 U	0.22 U	0.25 U	0.24 U	0.21 U
Perfluorotridecanoic acid (PFTrDA)	NS	NS	0.21 U	0.22 U	0.25 U	0.24 U	0.21 U
Perfluoroundecanoic acid (PFUnA)	NS	NS	0.21 U	0.22 U	0.25 U	0.24 U	0.21 U

Table 2F
350 Grand Concourse
Bronx, NY
IRM Endpoint Sample Analytical Results
Per- and Polyfluoroalkyl Substances (PFAS)

			AKRF Sample ID	IRM-EX-011_4_20221026	IRM-EX-012_4_20221026	IRM-EX-015_4_20221026	IRM-EX-016_4_20221026	IRM-EX-025_7.5_20221027
			Laboratory Sample ID	460-268244-2	460-268244-3	460-268244-4	460-268244-5	460-268359-1
			Date Sampled	10/26/2022	10/26/2022	10/26/2022	10/26/2022	10/27/2022
			Dilution Factor	1	1	1	1	1
			Unit	ppb	ppb	ppb	ppb	ppb
Compound	**NYSDEC UUGV**	**NYSDEC RRGV**		CONC Q	CONC Q	CONC Q	CONC Q	CONC Q
1H,1H,2H,2H-Perfluorodecane sulfonic acid (8:2 FTS)	NS	NS		2.61 U	2.44 U	2.48 U	2.52 U	2.12 U
1H,1H,2H,2H-Perfluorooctane sulfonic acid (6:2 FTS)	NS	NS		2.61 U	2.44 U	2.48 U	2.52 U	2.12 U
N-ethylperfluorooctanesulfonamidoacetic acid (NEtFOSAA)	NS	NS		2.61 U	2.44 U	2.48 U	2.52 U	2.12 U
N-methylperfluorooctanesulfonamidoacetic acid (NMeFOSAA)	NS	NS		2.61 U	2.44 U	2.48 U	2.52 U	2.12 U
Perfluorobutanesulfonic acid (PFBS)	NS	NS		0.26 U	0.24 U	0.25 U	0.25 U	0.21 U
Perfluorobutanoic acid (PFBA)	NS	NS		0.65 U	0.61 U	0.62 U	0.63 U	0.53 U
Perfluorodecanesulfonic acid (PFDS)	NS	NS		0.26 U	0.24 U	0.25 U	0.25 U	0.044 J
Perfluorodecanoic acid (PFDA)	NS	NS		0.26 U	0.24 U	0.25 U	0.25 U	0.15 J
Perfluorododecanoic acid (PFDoA)	NS	NS		0.26 U	0.24 U	0.25 U	0.25 U	0.075 J
Perfluoroheptanesulfonic acid (PFHpS)	NS	NS		0.26 U	0.24 U	0.25 U	0.25 U	0.21 U
Perfluoroheptanoic acid (PFHpA)	NS	NS		0.26 U	0.24 U	0.25 U	0.25 U	0.13 J
Perfluorohexanesulfonic acid (PFHxS)	NS	NS		0.26 U	0.24 U	0.25 U	0.25 U	0.065 J
Perfluorohexanoic acid (PFHxA)	NS	NS		0.26 U	0.24 U	0.25 U	0.25 U	0.15 J
Perfluorononanoic acid (PFNA)	NS	NS		0.26 U	0.24 U	0.25 U	0.25 U	0.11 J
Perfluorooctanesulfonamide (PFOSA)	NS	NS		0.26 U	0.24 U	0.25 U	0.25 U	0.21 U
Perfluorooctanesulfonic acid (PFOS)	NS	NS		NR	NR	NR	NR	NR
Perfluorooctanesulfonic acid (PFOS)	**0.88**	44		0.26 U	0.58	0.18 J	0.38	**1.12**
Perfluorooctanoic acid (PFOA)	NS	NS		NR	NR	NR	NR	NR
Perfluorooctanoic acid (PFOA)	0.66	33		0.26 U	0.24 U	0.25 U	0.078 J	0.34
Perfluoropentanoic acid (PFPeA)	NS	NS		0.26 U	0.24 U	0.25 U	0.25 U	0.15 J
Perfluorotetradecanoic acid (PFTeDA)	NS	NS		0.26 U	0.24 U	0.25 U	0.25 U	0.03 J
Perfluorotridecanoic acid (PFTrDA)	NS	NS		0.26 U	0.24 U	0.25 U	0.25 U	0.21 U
Perfluoroundecanoic acid (PFUnA)	NS	NS		0.26 U	0.24 U	0.25 U	0.25 U	0.046 J

Table 2F
350 Grand Concourse
Bronx, NY
IRM Endpoint Sample Analytical Results
Per- and Polyfluoroalkyl Substances (PFAS)

		AKRF Sample ID	IRM-EX-X02_20221027	IRM-EX-028_7.5_20221028	IRM-FB-S-01_20221025	IRM-FB-S-02_20221027
		Laboratory Sample ID	460-268359-2	460-268512-1	460-268205-5	460-268359-3
		Date Sampled	10/27/2022	10/28/2022	10/25/2022	10/27/2022
		Dilution Factor	1	1	1	1
		Unit	ppb	ppb	ppt	ppt
Compound	**NYSDEC UUGV**	**NYSDEC RRGV**	CONC Q	CONC Q	CONC Q	CONC Q
1H,1H,2H,2H-Perfluorodecane sulfonic acid (8:2 FTS)	NS	NS	2.51 U	2.29 U	1.62 U	1.64 U
1H,1H,2H,2H-Perfluorooctane sulfonic acid (6:2 FTS)	NS	NS	2.51 U	2.29 U	4.06 U	4.09 U
N-ethylperfluorooctanesulfonamidoacetic acid (NEtFOSAA)	NS	NS	2.51 U	2.29 U	4.06 U	4.09 U
N-methylperfluorooctanesulfonamidoacetic acid (NMeFOSAA)	NS	NS	2.51 U	2.29 U	4.06 U	4.09 U
Perfluorobutanesulfonic acid (PFBS)	NS	NS	0.25 U	0.23 U	1.62 U	1.64 U
Perfluorobutanoic acid (PFBA)	NS	NS	0.63 U	0.57 U	4.06 U	4.09 U
Perfluorodecanesulfonic acid (PFDS)	NS	NS	0.046 J	0.092 J	1.62 U	1.64 U
Perfluorodecanoic acid (PFDA)	NS	NS	0.14 J	0.055 J	1.62 U	1.64 U
Perfluorododecanoic acid (PFDoA)	NS	NS	0.087 J	0.23 U	1.62 U	1.64 U
Perfluoroheptanesulfonic acid (PFHpS)	NS	NS	0.25 U	0.23 U	1.62 U	1.64 U
Perfluoroheptanoic acid (PFHpA)	NS	NS	0.089 J	0.23 U	1.62 U	1.64 U
Perfluorohexanesulfonic acid (PFHxS)	NS	NS	0.25 U	0.23 U	1.62 U	1.64 U
Perfluorohexanoic acid (PFHxA)	NS	NS	0.11 J	0.23 U	1.62 U	1.64 U
Perfluorononanoic acid (PFNA)	NS	NS	0.091 J	0.23 U	1.62 U	1.64 U
Perfluorooctanesulfonamide (PFOSA)	NS	NS	0.25 U	0.23 U	1.62 U	1.64 U
Perfluorooctanesulfonic acid (PFOS)	NS	NS	NR	NR	1.62 U	1.64 U
Perfluorooctanesulfonic acid (PFOS)	**0.88**	44	0.84	0.19 J	NR	NR
Perfluorooctanoic acid (PFOA)	NS	NS	NR	NR	1.62 U	1.64 U
Perfluorooctanoic acid (PFOA)	0.66	33	0.25	0.23 U	NR	NR
Perfluoropentanoic acid (PFPeA)	NS	NS	0.11 J	0.23 U	1.62 U	1.64 U
Perfluorotetradecanoic acid (PFTeDA)	NS	NS	0.038 J	0.23 U	1.62 U	1.64 U
Perfluorotridecanoic acid (PFTrDA)	NS	NS	0.25 U	0.23 U	1.62 U	1.64 U
Perfluoroundecanoic acid (PFUnA)	NS	NS	0.052 J	0.035 J	1.62 U	1.64 U

Tables 2A-2F
350 Grand Concourse
Bronx, NY
IRM Endpoint Sample Analytical Results
Notes

DEFINITIONS

J : The concentration given is an estimated value.

K : Reported concentration value is proportional to dilution factor and may be exaggerated

L : Sample result is estimated and biased low.

NR : Not reported.

NS : No standard.

R : Indicates the reported result is unusable (note: the analyte may or may not be present).

U : The analyte was not detected at the indicated concentration.

UJ : The analyte was analyzed for but was not detected. The reported quantitation limit is approximate and may be inaccurate or imprecise

mg/kg : milligrams per kilogram

ppb : parts per billion

ppt : parts per trillion

µg/L : micrograms per liter

STANDARDS

Part 375 Soil Cleanup Objectives : Soil Cleanup Objectives listed in New York State Department of Environmental Conservation (NYSDEC) "Part 375" Regulations [6 New York Codes, Rules and Regulations (NYCRR) Part 375].

Note: Endosulfans ABS represents the detected sum of Endosulfan I, Endosulfan II, and Endosulfan Sulfate.

Exceedances of Part 375 Unrestricted Use Soil Cleanup Objectives (UUSCOs) are highlighted in bold font.
Exceedances of Part 375 Restricted Residential Soil Cleanup Objectives (RRSCOs) are highlighted in gray shading.
VOCs were additionally compared to Part 375 Protection of Groundwater Soil Cleanup Objectives (PGWSCOs); however, there were no exceedances.

NYSDEC Part 375 PFAS Guidance Values : New York State Department of Environmental Conservation (NYSDEC) Sampling, Analysis and Assessment Of Per- and Polyfluoroalkyl Substances (PFAS) Under NYSDEC's Part 375 Remedial Programs Issued April 2023.

Exceedances of NYSDEC PFAS Unrestricted Use Guidance Values (UUGVs) are highlighted in bold font.
Exceedances of NYSDEC PFAS Restricted Residential Guidance Values (RRGVs) are highlighted in gray shading.

DUPLICATES

IRM-EX-X01_20221025 is a blind duplicate of sample IRM-EX-004_3_20221025
IRM-EX-X02_20221027 is a blind duplicate of sample IRM-EX-025_7.5_20221027

Table 3
350 Grand Concourse
Bronx, NY
Imported Material Log

Date	Daily Truck Number	Time In	Truck Company	License Plate	Origin Facility	Tons	Cubic Yards	Material	OnSite Placement Location	Manifest #	Time Out
8/16/2022	1	8:25	RJL 51	80335PC	Tilcon - West Nyack	40.29	N/A	5/8-in Stone (ASTM #57)	Northern Portion of Site	20929590	8:32
	2	8:36	RJL 54	21376PF	Tilcon - West Nyack	39.77	N/A	5/8-in Stone (ASTM #57)	Northern Portion of Site	20929591	8:45
	3	8:48	RJL 50	1473C2	Tilcon - West Nyack	40.45	N/A	5/8-in Stone (ASTM #57)	Northern Portion of Site	20929592	8:55
	4	10:36	RJL 54	21376PF	Tilcon - West Nyack	38.54	N/A	5/8-in Stone (ASTM #57)	Northern Portion of Site	20929667	10:47
	5	10:48	RJL 50	1473C2	Tilcon - West Nyack	39.93	N/A	5/8-in Stone (ASTM #57)	Northern Portion of Site	20929666	10:59
	6	12:27	RJL 54	21376PF	Tilcon - West Nyack	39.21	N/A	5/8-in Stone (ASTM #57)	Northern Portion of Site	20929729	12:40
	7	12:43	RJL 50	1473C2	Tilcon - West Nyack	39.92	N/A	5/8-in Stone (ASTM #57)	Northern Portion of Site	20929731	12:55
3/20/2025	1	8:20	Noto	11368BR	Thalle- Fishkill Aggregate	38.14	N/A	Crushed Stone (Item 4 Type 1)	Southern Portion of Site	470622	8:25
	2	9:00	Noto	21270PF	Thalle- Fishkill Aggregate	39.62	N/A	Crushed Stone (Item 4 Type 1)	Southern Portion of Site	470617	9:05
3/21/2025	1	7:00	Noto	13403BR	Thalle- Fishkill Aggregate	37.38	N/A	Crushed Stone (Item 4 Type 1)	Southern Portion of Site	470731	7:05
	2	7:10	Noto	11368BR	Thalle- Fishkill Aggregate	39.71	N/A	Crushed Stone (Item 4 Type 1)	Southern Portion of Site	470406	7:15
	3	8:05	Noto	13403BR	Thalle- Fishkill Aggregate	37.83	N/A	Crushed Stone (Item 4 Type 1)	Southern Portion of Site	470707	8:10
	4	8:15	Noto	18353BR	Thalle- Fishkill Aggregate	40.20	N/A	Crushed Stone (Item 4 Type 1)	Southern Portion of Site	470720	8:20
	5	11:00	Noto	21270PF	Thalle- Fishkill Aggregate	39.55	N/A	Crushed Stone (Item 4 Type 1)	Southern Portion of Site	470724	11:05
	6	11:25	Noto	11368BR	Thalle- Fishkill Aggregate	38.35	N/A	Crushed Stone (Item 4 Type 1)	Southern Portion of Site	470732	11:30
					Total	**588.89**					

Origin Facility	Material	Total Number of Trucks	Tons
Tilcon - West Nyack	5/8-in Stone (ASTM #57)	7	278.11
Thalle- Fishkill Aggregate	Crushed Stone (Item 4 Type 1)	8	310.78
Totals		**15**	**588.89**

APPENDIX A
WELL DECOMMISSIONING LOG

FIGURE 3

WELL DECOMMISSIONING RECORD

Site Name:	350 Grand Concourse	Well I.D.:	13
Site Location:	350 Grand Concourse	Driller:	Clean River Environmental
Drilling Co.:	Clean River Environmental	Inspector:	Antonio Cardenas
		Date:	10/26/2022

DECOMMISSIONING DATA
(Fill in all that apply)

OVERDRILLING	
Interval Drilled	NA
Drilling Method(s)	NA
Borehole Dia. (in.)	NA
Temporary Casing Installed? (y/n)	NA
Depth temporary casing installed	NA
Casing type/dia. (in.)	NA
Method of installing	NA
CASING PULLING	
Method employed	Excavation/Pull
Casing retrieved (feet)	25-30 ft
Casing type/dia. (in)	4 inches
CASING PERFORATING	
Equipment used	NA
Number of perforations/foot	NA
Size of perforations	NA
Interval perforated	NA
GROUTING	
Interval grouted (FBLS)	NA
# of batches prepared	NA
For each batch record:	
Quantity of water used (gal.)	NA
Quantity of cement used (lbs.)	NA
Cement type	NA
Quantity of bentonite used (lbs.)	NA
Quantity of calcium chloride used (lbs.)	NA
Volume of grout prepared (gal.)	NA
Volume of grout used (gal.)	NA

WELL SCHEMATIC*

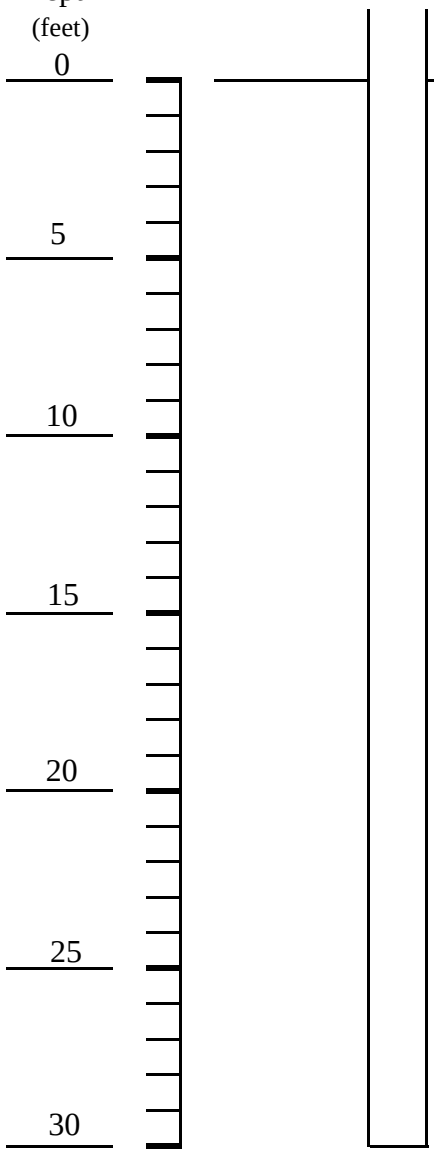

COMMENTS:

Excavation up to 5 feet, afterwards a chain was used to pull the rest of the well out.

* Sketch in all relevant decommissioning data, including: interval overdrilled, interval grouted, casing left in hole, well stickup, etc.

Drilling Contractor

Department Representative

APPENDIX B
AIR MONITORING DATA

COMMUNITY AIR MONITORING DATA

Upwind CAMP Station Data - 10/24/2022

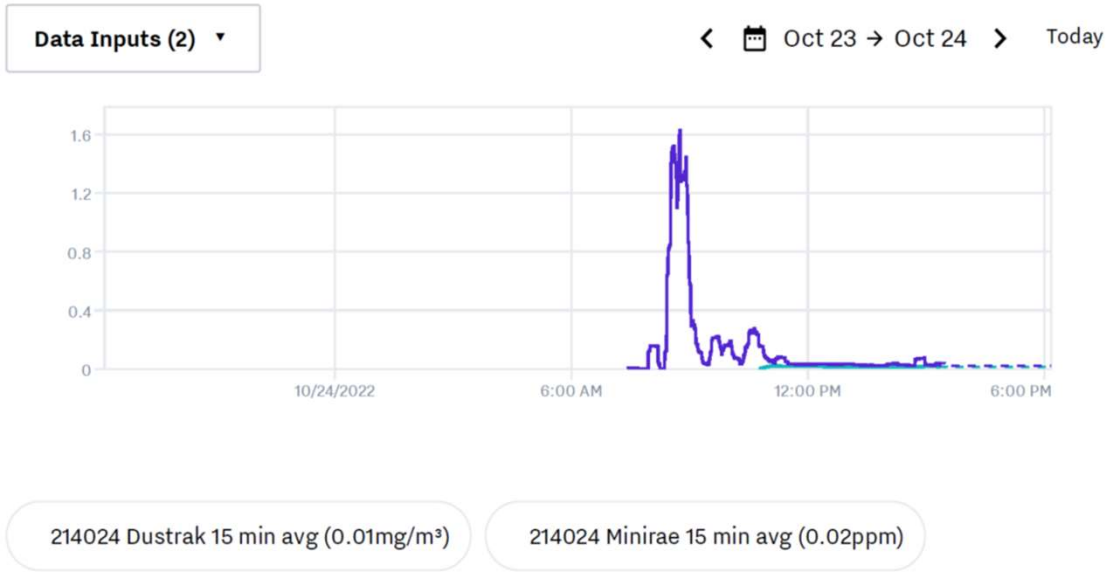

Downwind CAMP Station Data - 10/24/2022

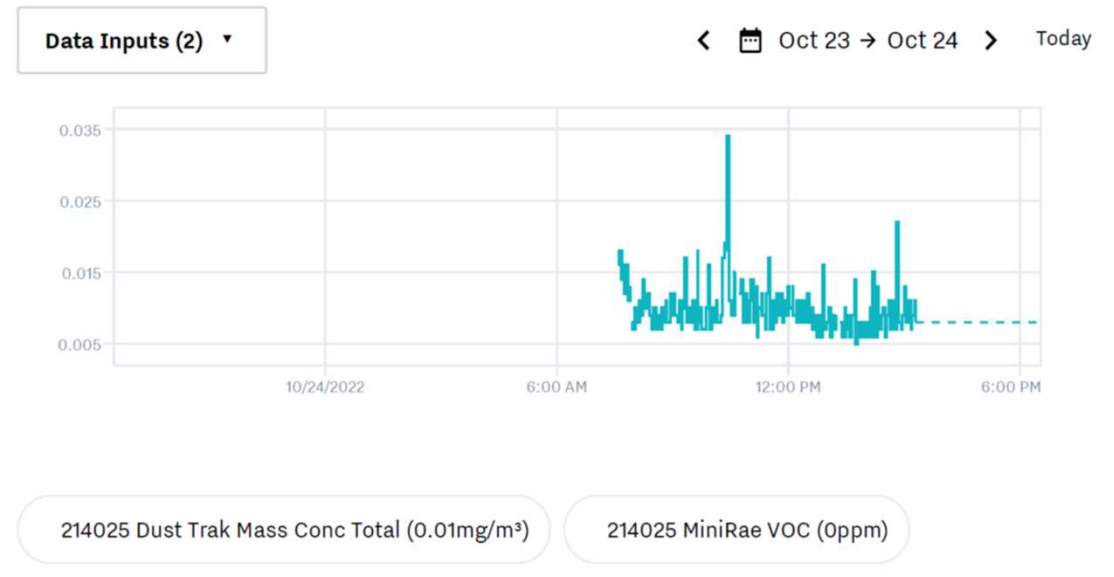

Upwind CAMP Station Data - 10/25/2022

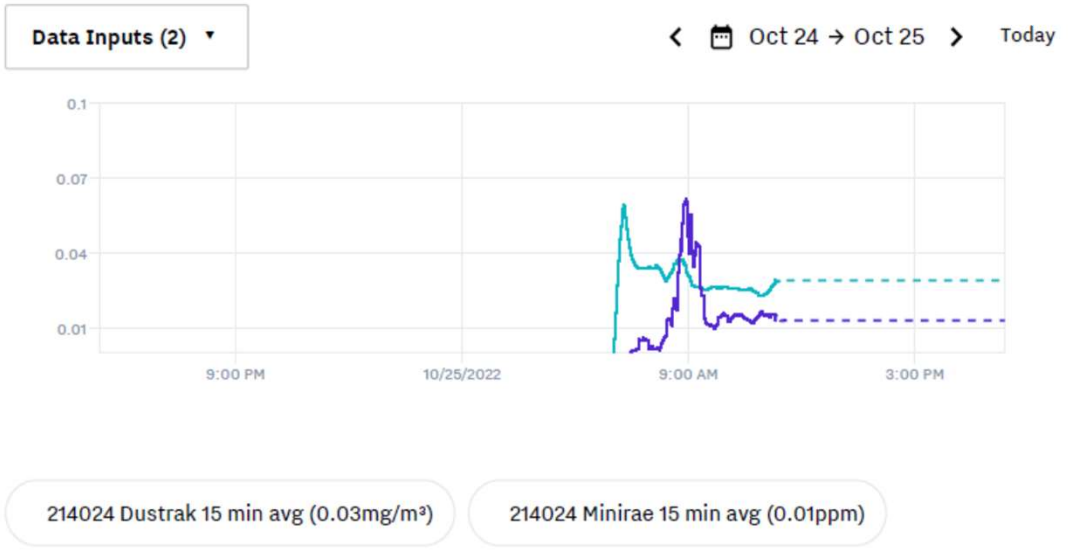

Downwind CAMP Station Data - 10/25/2022

Upwind CAMP Station Data - 10/26/2022

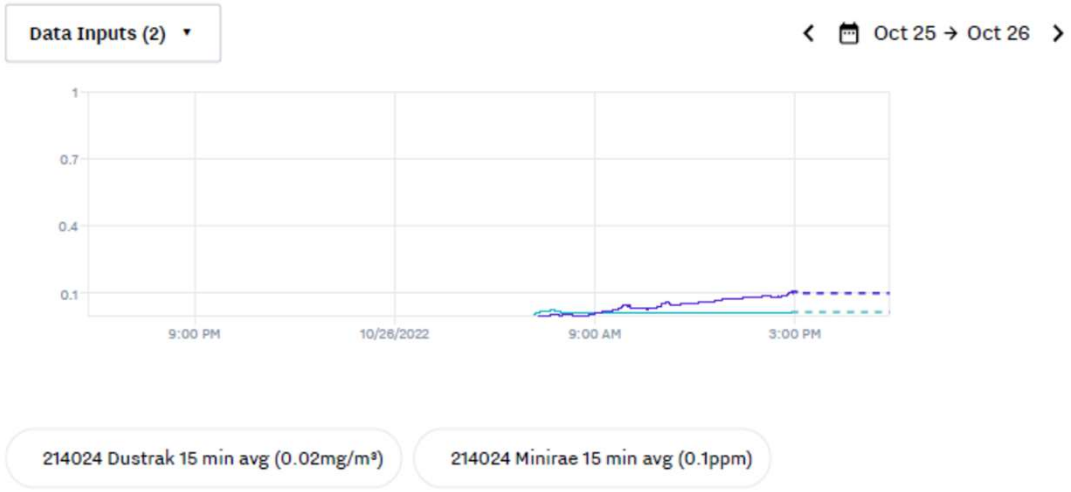

Downwind CAMP Station Data - 10/26/2022

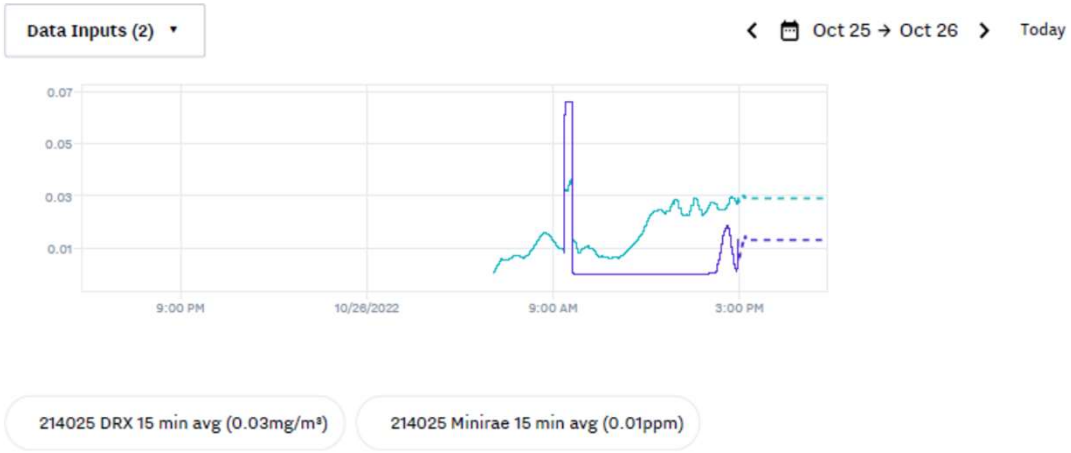

Upwind CAMP Station Data - 10/27/2022

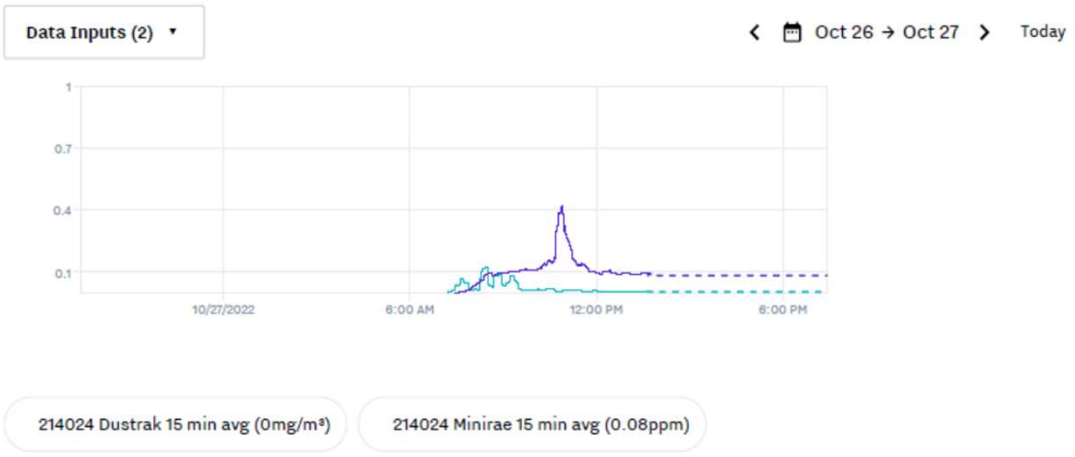

Downwind CAMP Station Data - 10/27/2022

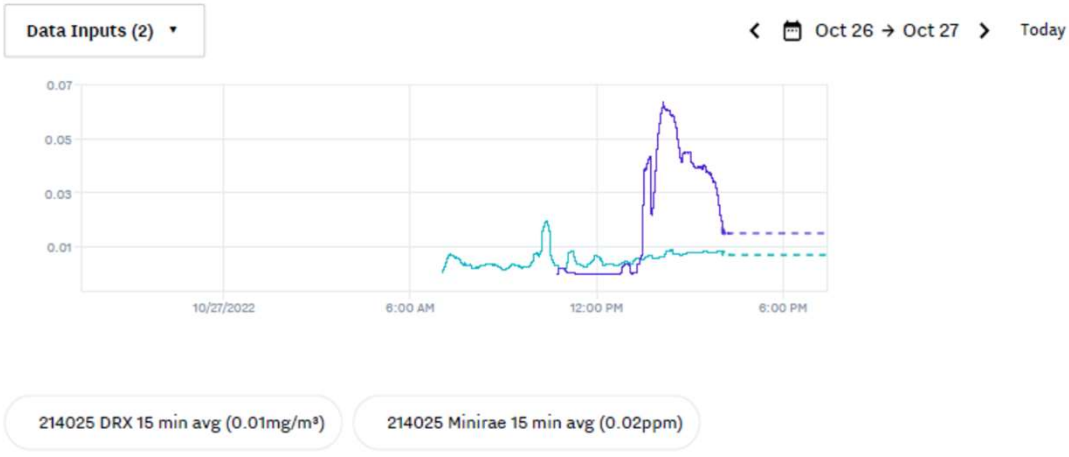

Upwind CAMP Station Data - 10/28/2022

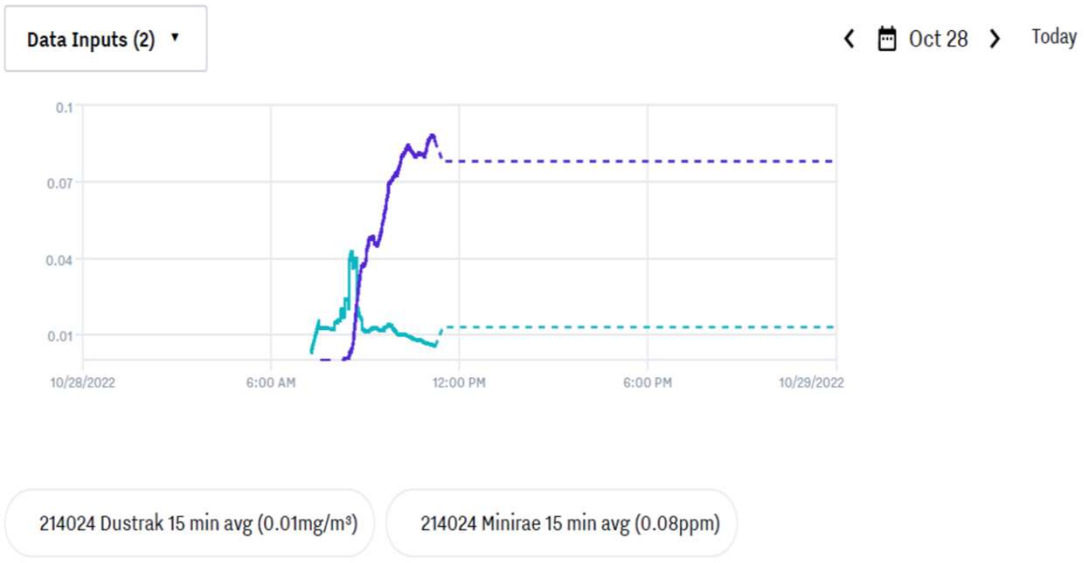

Downwind CAMP Station Data - 10/28/2022

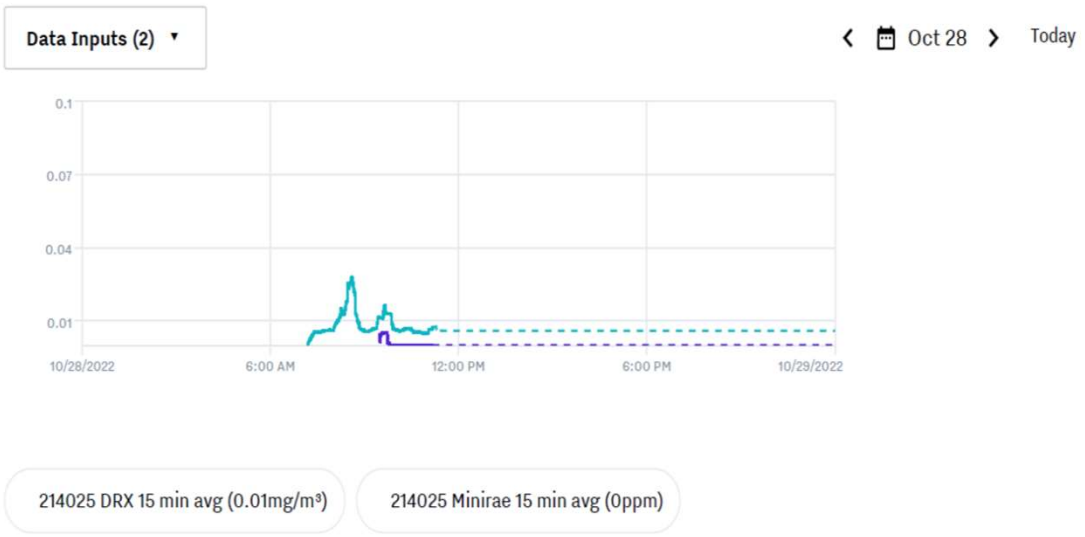

Upwind CAMP Station Data - 3/13/2025

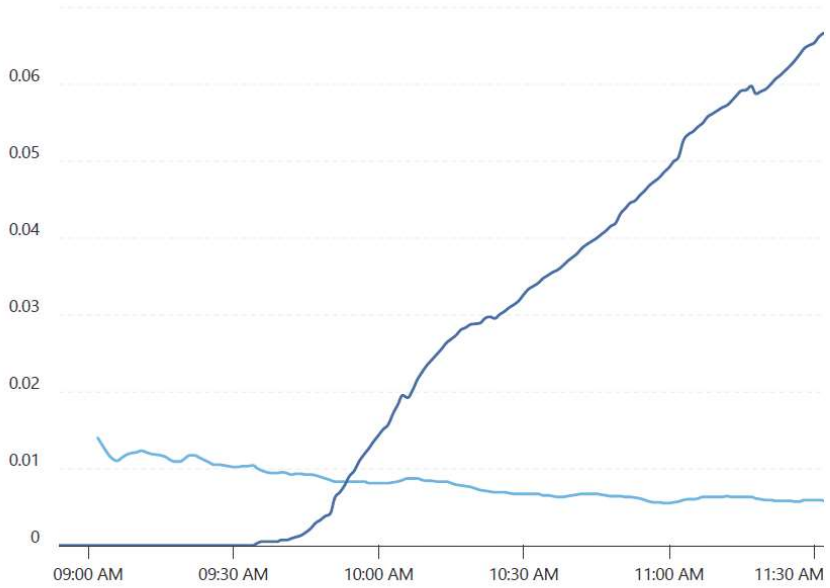

Avg(Mass Conc. Total, mg/m³, 15m)
MIN **0.006** AVG **0.008** MAX **0.014**

Avg(VOC, ppm, 15m)
MIN **0** AVG **0.025** MAX **0.067**

Downwind CAMP Station Data - 3/13/2025

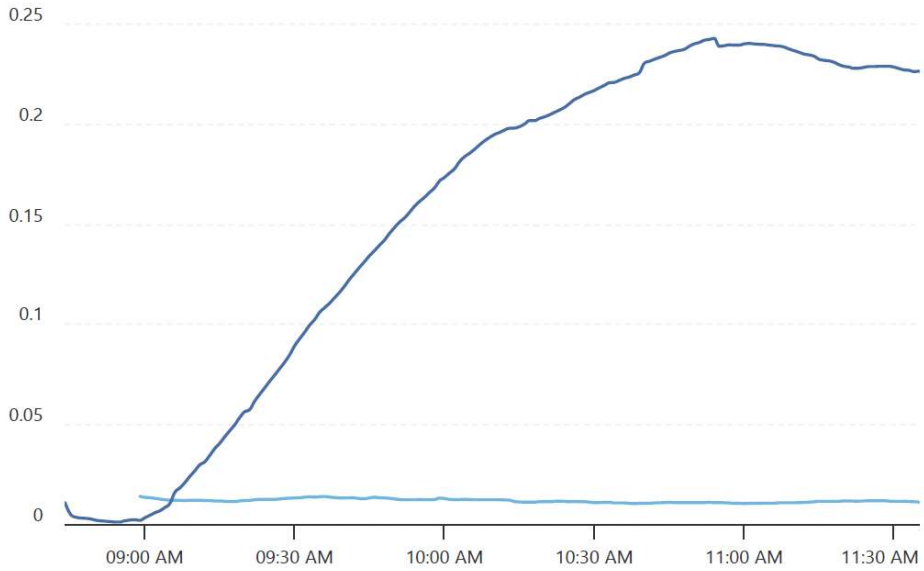

Avg(Mass Conc. Total, mg/m³, 15m)
MIN **0.01** AVG **0.012** MAX **0.014**

Avg(VOC, ppm, 15m)
MIN **0.001** AVG **0.156** MAX **0.242**

Upwind CAMP Station Data - 3/20/2025

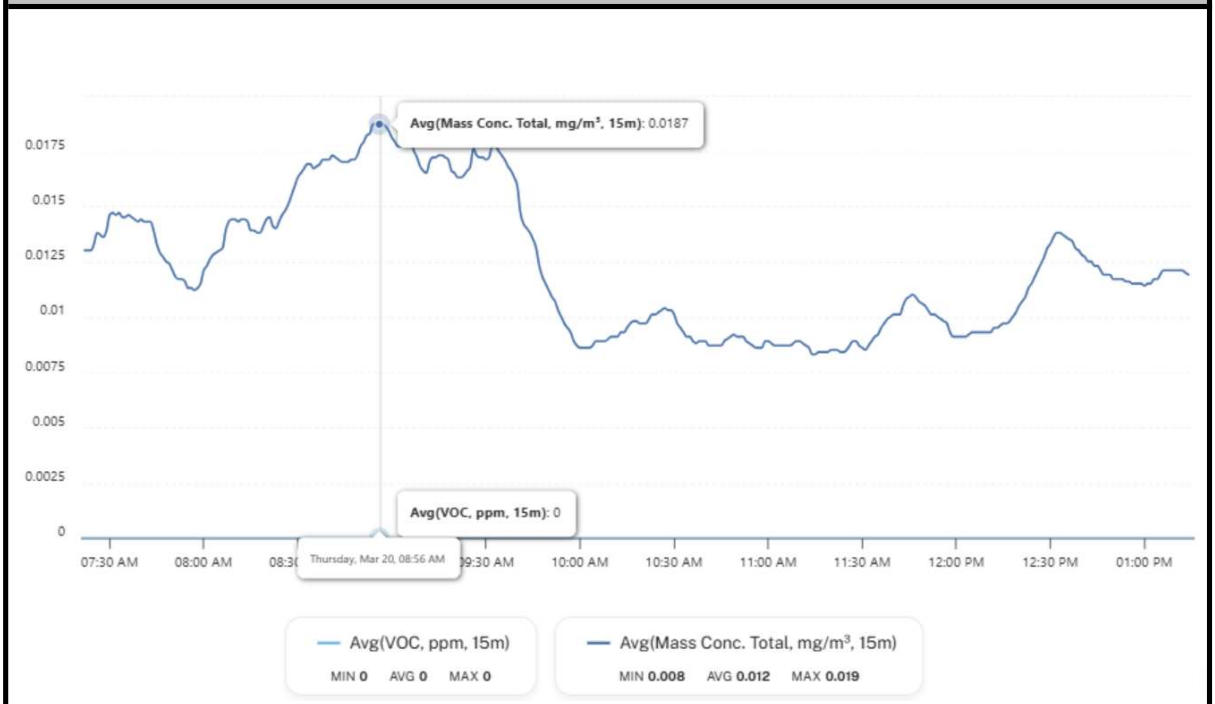

Downwind CAMP Station Data - 3/20/2025

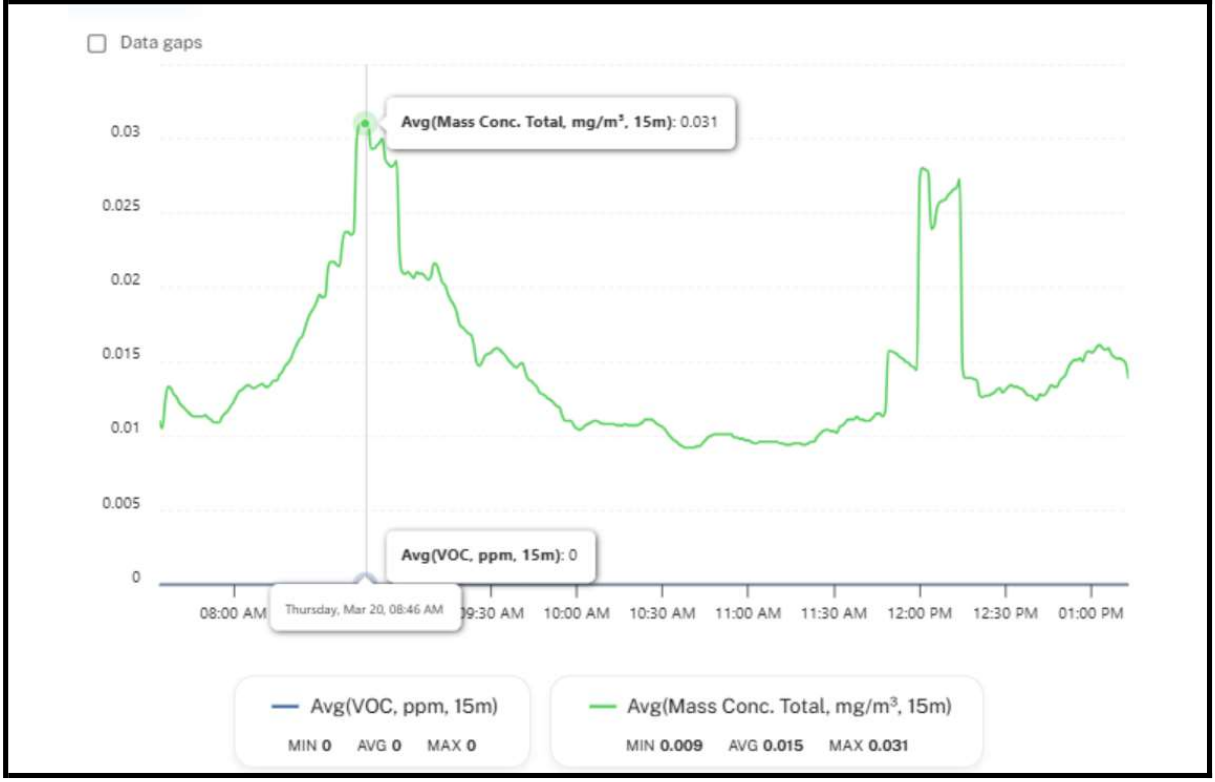

Upwind CAMP Station Data - 3/21/2025

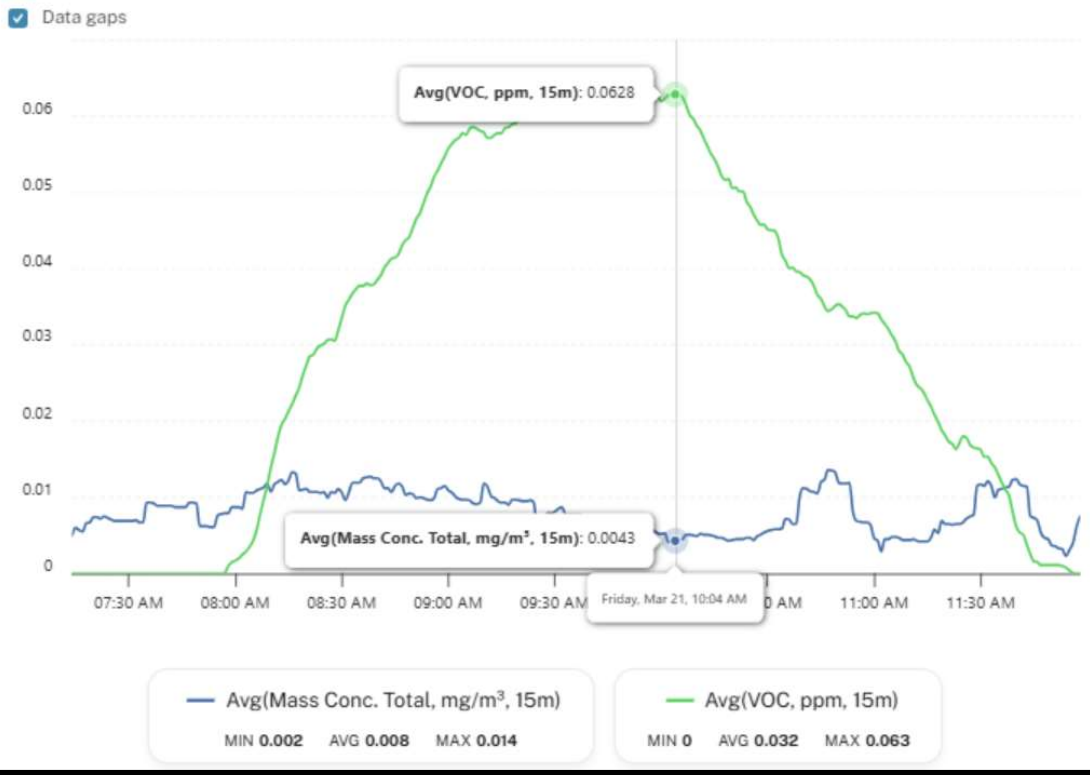

Downwind CAMP Station Data - 3/21/2025

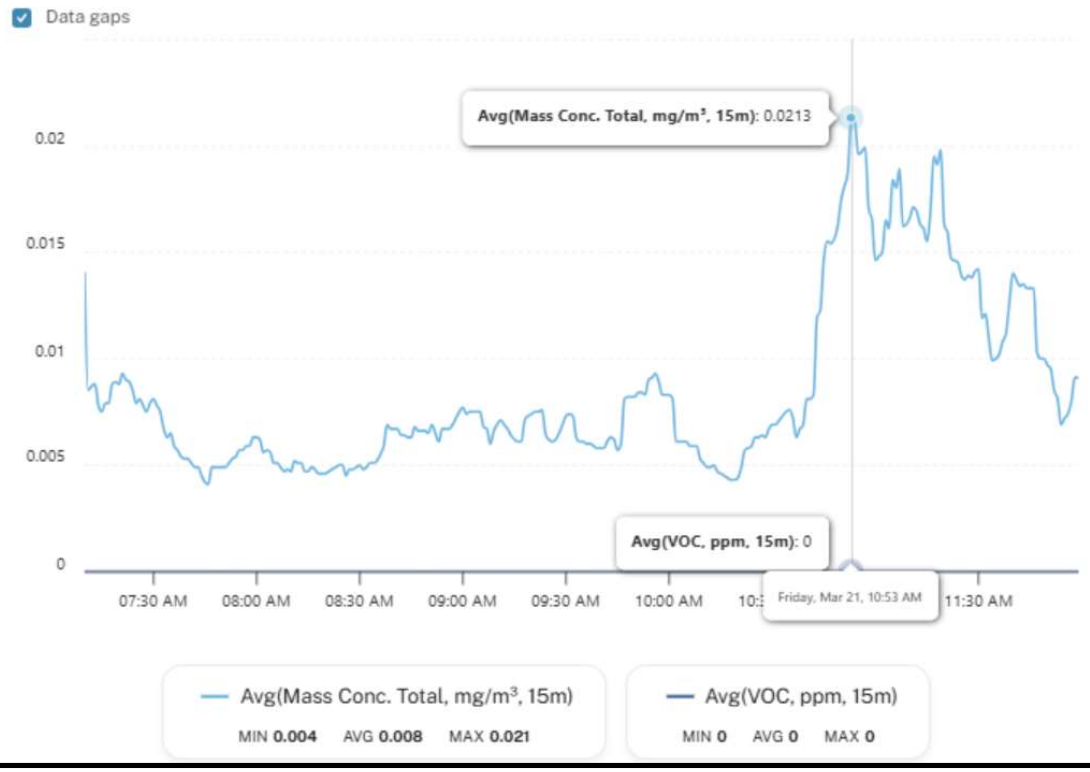

ROVING AIR MONITORING DATA

8 350 Grand Concourse Rainy log 10/28/22

55 - 60°F Cloudy / Rain N mist 8 mph

Time	Location	Dust (mg/m3)	PID (ppm)	odor	comments
0700	S	0.022	ND	None	Backgrd
0730	S	0.041	0.8	Gasoline	Pumping
0800	S	0.038	ND	None	Drilling
0830	Center	0.021	ND	None	"
0900	N	0.032	ND	None	Drilling
0930	N	0.027	ND	None	"
1000	N	0.034	ND	None	SUMP area
1030	S	0.038	ND	None	"
1100	S	0.029	ND	None	"
1130	S	0.022	ND	None	"
1200	S	0.018	ND	None	Lunch
1230	S	0.024	ND	None	SUMP area
1300	S	0.026	ND	None	"
1330	S	0.027	ND	None	"
1400	C	0.039	ND	None	PIPE CHANGE
1430	C	0.034	ND	None	"
1500	C	0.025	ND	None	Stacked 1-2

12 350 Ground Clear 10/25/22

60-70°F fog/overcast NE wind 6 mph

Time	Location	Dust mg/m3	CO (ppm)	Odor	Comment
0700	S	0.034	ND	None	- Crew arrives
0730	S	0.037	ND	None	Normal
0800	S	0.033	ND	None	↓
0830	Center	0.029	ND	None	
0900	Center	0.037	ND	None	
0930	Center	0.042	ND	None	↓
1000	Center	0.058	ND	None	C&D tracking
1030	Center	0.043	ND	None	"
1100	Center	0.022	ND	Faint	Concrete removal
1130	N	0.029	ND	None	↓
1200	N	0.037	ND	None	↓
1230	N	0.021	ND	None	Lunch
1300	NE	0.017	ND	None	SVE removal
1330	NE	0.034	ND	None	"
1400	NE	0.057	ND	None	"
1430	NE	0.029	ND	None	"
1500	E	0.017	ND	None	Pipe stockpile

10 350 Grand Canyon

55-70°F Fog/ overcast 10/24/in

NE wind 2 mph

Time	Location	PID (ppm)	Dust (mg/m³)	Odor	Comments
0700	S	ND	0.057	None	CED trenching
0730	S	ND	0.034	None	"
0800	S	ND	0.044	None	"
0830	N	ND	0.041	None	SVE removal
0900	N	ND	0.042	None	"
0930	N	ND	0.029	None	Lead hotspot removal
1000	N	ND	0.031	None	SVE Removal
1030	N	ND	0.024	None	"
1100	N	ND	0.017	None	"
1130	N	ND	0.029	None	"
1200	N	ND	0.041	None	Lunch
1230	S	ND	0.034	None	CED removal
1300	center	ND	0.021	None	SVE removal
1330	"	ND	0.018	None	"
1400	S	ND	0.023	None	CED dispatch
1430	S	ND	0.025	None	CED testing

.20 350 Grand Concourse

40-65°F Clear W wind 9 mph 10/27/22

Time	Location	PID (ppm)	Dust (mg/m³)	Odors	Comment
0700	S	ND	0.022	None	C&D trucks
0730	S	ND	0.016	None	"
0800	S	ND	0.032	None	Excavating
0830	S	ND	0.014	None	"
0900	S	ND	0.011	None	" / trucks
0930	S	ND	0.083	None	Excavation
1000	S	ND	0.057	None	"
1030	S	ND	0.029	None	"
1100	S	ND	0.034	None	"
1130	S	ND	0.034	None	"
1200	S	ND	0.022	None	"
1230	S	ND	0.034	None	Lunch
1300	S	ND	0.021	None	excavation
1330	S	ND	0.053	None	excavation / truck
1400	S	ND	0.027	None	dust disposal
1430	S	ND	0.039	None	"
1500	S	ND	0.055	None	"
1530	S	0.1	0.030	None	"

akrf

440 Park Avenue South, 7th Floor
New York, NY 10016

Roving Air Monitoring Log

Page X of X

Project Name:	350 Grand Concourse	**Date:**	3/13/25
Project Location:	Bronx, NY	**Logged By:**	S. Rubin
Project Number:	240979	**Wind Direction:**	NE
Weather:	37-51°F, Partly cloudy	**Wind Speed:**	9

Time	On-Site Location	Upwind/ Downwind	Volatiles (ppm)	Particulates (mg/m^3)	Odors	Activity/Comments
0800	WE (TP-2)		0.0	0.011	ND	Background
0830	↓		0.0	0.013	ND	test pit excavation
0900			0.0	0.022	ND	↓
0930			0.0	0.021	ND	
1000			0.0	0.018	ND	
1030			0.0	0.016	ND	
1100			0.0	0.016	ND	Backfilling
1130			0.0	0.010	ND	↓
1200			0.0	0.012	ND	no work

Work Zone Action Levels

Volatiles (ppm)		Particulates (mg/m^3)	
<5 ppm	Level D	<0.15 mg/m^3 Above Background	Level D
≥5 ppm and ≥ 50 ppm	Level C	≥0.15 mg/m^3 Above Background	Implement Particulate Suppression
> 50 ppm	Stop Work		

Community Action Levels

Volatiles (ppm)		Particulates (mg/m^3)	
>5 ppm Above Background	Stop Work Temporarily, Continue Air Monitoring	>0.1 mg/m^3 Above Background, No Visible Dust Migration	Implement Particulate Suppression, Continue Air Monitoring
>5 ppm and <25 ppm Above Background	Stop Work Temporarily, Identify Vapor Source, Abate Emissions	>0.15 mg/m^3 above background	Stop Work Until Particulate Suppression Reduces Concentrations
>25 ppm Above Background	Stop Work		

Notes: mg/m^3 = micrograms per cubic meter ppm = parts per million
Refer to CAMP for comprehensive action level procedures.

* Stop work at >5 ppm or >0.1 mg/m^3 over background

akrf

440 Park Avenue South, 7th Floor
New York, NY 10016

Roving Air Monitoring Log

Page X of X

Project Name:	350 Grand Concourse	**Date:**	3/20/25
Project Location:	Bronx, NY	**Logged By:**	Sydney Rubin
Project Number:	240979	**Wind Direction:**	SE
Weather:	42-52°F, Haze	**Wind Speed:**	7-13 MPH

Time	On-Site Location	Upwind/ Downwind	Volatiles (ppm)	Particulates (mg/m^3)	Odors	Activity/Comments
0700		DW	0.0	0.011	ND	Background
0730		UW	0.0	~~0.021~~ 0.015 021	ND	SOIL EXPORT
0800		DW	0.0	0.014	ND	↓
0830		UW	0.0	0.020	ND	
0900		DW	0.0	0.039	ND	↓
0930		UW	0.0	0.028	ND	backfilling SOG
1000		DW	0.0	0.012	ND	Soil Exporting
1030		UW	0.0	0.013	ND	↓
1100		DW	0.0	0.010	ND	
1130		UW	0.0	0.011	ND	↓
1200		DW	0.0	0.016	ND	backfilling exporting
1230		UW	0.0	0.013	ND	NO work
1300		DW	0.0	0.020	ND	
1330		UW	0.0	0.012	ND	

Work Zone Action Levels

Volatiles (ppm)		Particulates (mg/m^3)	
<5 ppm	Level D	<0.15 mg/m^3 Above Background	Level D
≥5 ppm and ≥ 50 ppm	Level C	≥0.15 mg/m^3 Above Background	Implement Particulate Suppression
> 50 ppm	Stop Work		

Community Action Levels

Volatiles (ppm)		Particulates (mg/m^3)	
>5 ppm Above Background	Stop Work Temporarily, Continue Air Monitoring	>0.1 mg/m^3 Above Background, No Visible Dust Migration	Implement Particulate Suppression, Continue Air Monitoring
>5 ppm and <25 ppm Above Background	Stop Work Temporarily, Identify Vapor Source, Abate Emissions	>0.15 mg/m^3 above background	Stop Work Until Particulate Suppression Reduces Concentrations
>25 ppm Above Background	Stop Work		

Notes:

mg/m^3 = micrograms per cubic meter ppm = parts per million

Refer to CAMP for comprehensive action level procedures.

akrf

440 Park Avenue South, 7th Floor
New York, NY 10016

Roving Air Monitoring Log

Page X of X

Project Name:	350 Grand Concourse	**Date:**	3/21/25
Project Location:	Bronx, NY	**Logged By:**	Sydney Rubin
Project Number:	240979	**Wind Direction:**	NW
Weather:	38-48°F, clear	**Wind Speed:**	19 MPH

Time	On-Site Location	Upwind/ Downwind	Volatiles (ppm)	Particulates (mg/m^3)	Odors	Activity/Comments
0700		DW	0.0	0.011	ND	Background
0730		UW	0.0	0.019	ND	importing backfill/export
0800		DW	0.0	0.010	ND	importing backfill
0830		UW	0.0	0.022	ND	backfilling
0900		DW	0.0	0.016	ND	↓
~~1000~~ 0930		UW	0.0	0.014	ND	↓
~~1030~~ 1000		DW	0.0	0.008	ND	↓
~~1100~~ 1030		UW	0.0	0.026	ND	↓
~~1130~~ 1100		DW	0.0	0.044	ND	↓
~~1200~~ 1130		UW	0.0	0.030	ND	backfilling
1200		DW	0.0	0.022	ND	No Work

SP

Work Zone Action Levels

Volatiles (ppm)		Particulates (mg/m^3)	
<5 ppm	Level D	<0.15 mg/m^3 Above Background	Level D
≥5 ppm and ≥ 50 ppm	Level C	≥0.15 mg/m^3 Above Background	Implement Particulate Suppression
> 50 ppm	Stop Work		

Community Action Levels

Volatiles (ppm)		Particulates (mg/m^3)	
>5 ppm Above Background	Stop Work Temporarily, Continue Air Monitoring	>0.1 mg/m^3 Above Background, No Visible Dust Migration	Implement Particulate Suppression, Continue Air Monitoring
>5 ppm and <25 ppm Above Background	Stop Work Temporarily, Identify Vapor Source, Abate Emissions	>0.15 mg/m^3 above background	Stop Work Until Particulate Suppression Reduces Concentrations
>25 ppm Above Background	Stop Work		

Notes:

mg/m^3 = micrograms per cubic meter ppm = parts per million

Refer to CAMP for comprehensive action level procedures.

APPENDIX C
DAILY REPORTS

Daily Activity Report

350 Grand Concourse
Bronx, NY
BCP Site No. C203153

General Site Information

Date:	Monday, October 24, 2022
Weather:	Overcast/Rain 55-60° F
Wind Direction/Speed:	North @ 8 mph
AKRF Personnel on Site:	A.Cardenas
AKRF Equipment on Site:	Mini RAE 3000 Photoionization Detectors [(PID) x3] and DustTrak Aerosol Monitors (x3)
Visitors:	None

Contractor Information

Name	Service
Environmental Consulting and Management Services, Inc (ECMS) New York, NY	Tank Removal Contractor
Clear River Environmental (CRE) New York, NY	Tank Removal Contractor
Aarco Environmental Services Inc. (AARCO) New York, NY	Tank Removal Contractor (Pumping of Tank Contents)
Eastern Environmental Solutions Inc. (Eastern) Manorville, NY	Drilling Contractor

Description and Location of Work Activities Performed

1. ECMS, CRE, and AARCO mobilized to the Site to begin interim remedial measure (IRM) field activities in accordance with the NYSDEC-approved September 2022 IRM Work Plan (IRMWP). Eastern mobilized to the Site to complete remainder of remedial investigation field activities in accordance with the NYSDEC-approved June 2022 RI Work Plan (RIWP). AKRF on-site to oversee and document RI and IRM field activities.

2. AARCO pumped remaining contents inside the USTs. Approximately 400 gallons of gasoline/water mixture was removed and disposed of off-site to Advanced Wastewater Treatment Corp. (AWWT) of Farmingdale, NY.

3. ECMS and CRE began removal of concrete slab within the dispenser island area and removal of subsurface UST piping components (including sump pits and fuel lines). Excavated fill materials generated during sump pit removal was screened by AKRF and stockpiled/covered for future waste characterization and off-site disposal. No visual or olfactory evidence of contamination was observed.

4. Eastern installed vapor points RI-SV-18 and RI-SV-30 (AKRF to sample tomorrow 10/25/22). Eastern also attempted to install RI-MW-31, however refusal was encountered (on suspected shallow bedrock) in the initial attempt and in the step-off attempt at approximately 14.5 feet bgs prior to encountering groundwater. Based on direction from NYSDEC, the well was not installed.

Site Soil Disposal Tracking Information

Destination Facility	Daily Trucks	Total Trucks	Daily Approx. Cubic Yds	Total Approx. Cubic Yds	Total Site Loads	Total Approximate Cubic Yards
N/A						

Import Material Tracking Information

Origin Facility	Daily Trucks	Total Trucks	Daily Tonnage	Total Tonnage	Total Site Loads	Total Quantity (tons)
N/A						

CAMP Air Monitoring Results

CAMP Station	UPWIND	DOWNWIND
Odors:	None	None
VOC Action Level Exceedance(s):	None	None
Particulate Action Level Exceedance(s):	None	None
Maximum VOC Level (ppm) 15-min avg:	0.013	0
Maximum Particulate Level (mg/m³) 15-min avg:	0.0220	0.0340

CAMP Response Actions: None.

Additional Information

Planned Work Activity for Next Day/Week:	Continue with IRM field and RI field activities.
Comments:	None

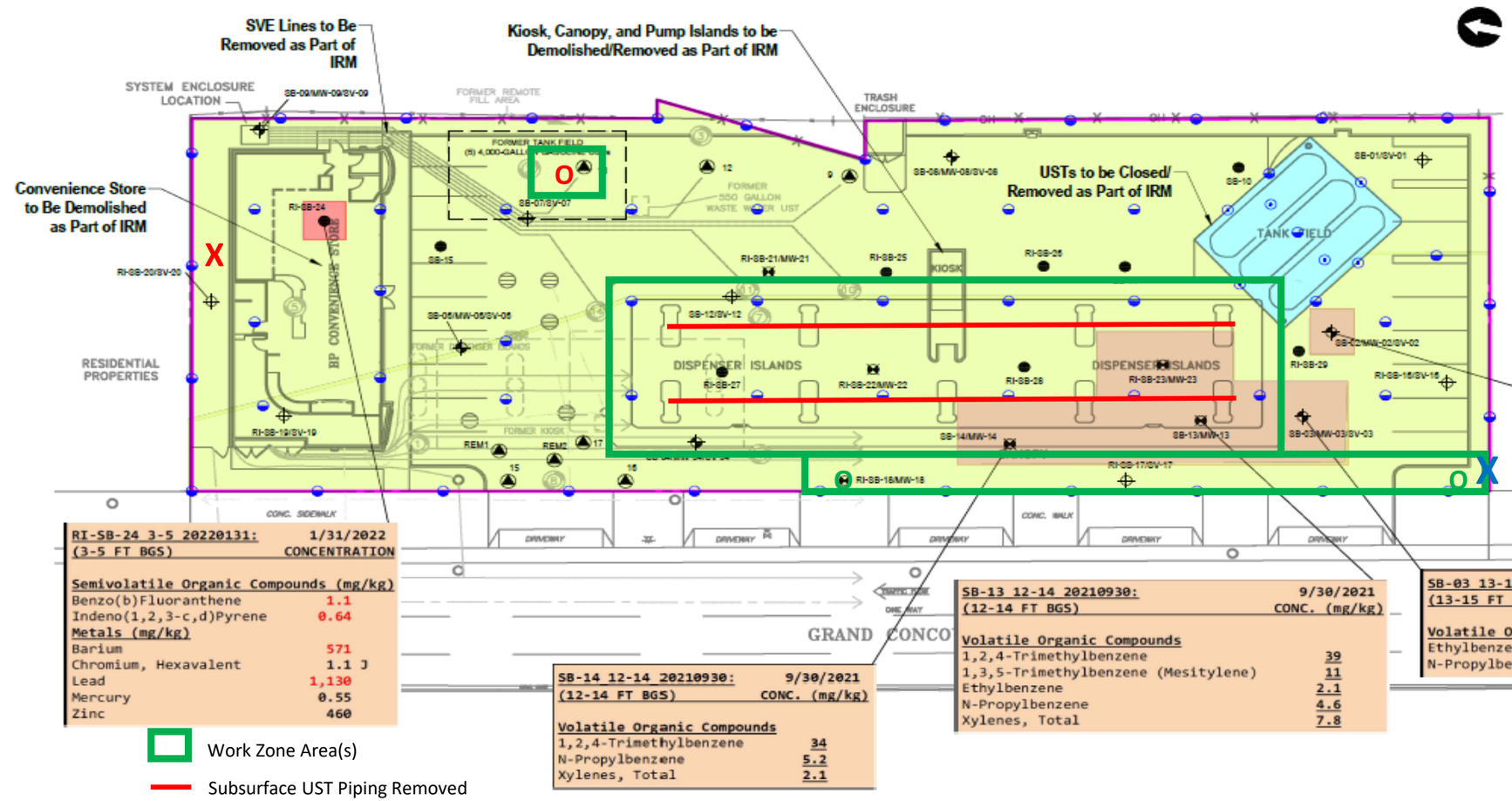

RI-SB-24 3-5 20220131: 1/31/2022
(3-5 FT BGS) CONCENTRATION

Semivolatile Organic Compounds (mg/kg)	
Benzo(b)Fluoranthene	1.1
Indeno(1,2,3-c,d)Pyrene	0.64
Metals (mg/kg)	
Barium	571
Chromium, Hexavalent	1.1 J
Lead	1,130
Mercury	0.55
Zinc	460

SB-14 12-14 20210930: 9/30/2021
(12-14 FT BGS) CONC. (mg/kg)

Volatile Organic Compounds	
1,2,4-Trimethylbenzene	34
N-Propylbenzene	5.2
Xylenes, Total	2.1

SB-13 12-14 20210930: 9/30/2021
(12-14 FT BGS) CONC. (mg/kg)

Volatile Organic Compounds	
1,2,4-Trimethylbenzene	39
1,3,5-Trimethylbenzene (Mesitylene)	11
Ethylbenzene	2.1
N-Propylbenzene	4.6
Xylenes, Total	7.8

SB-02 18-20 20210928: 9/28/2021
(18-20 FT BGS) CONC. (mg/kg)

Volatile Organic Compounds	
N-Butylbenzene	16
N-Propylbenzene	48
Sec-Butylbenzene	16

SB-03 13-15 20210928: 9/28/2021
(13-15 FT BGS) CONC. (mg/kg)

Volatile Organic Compounds	
Ethylbenzene	6.4
N-Propylbenzene	22

Work Zone Area(s)

Subsurface UST Piping Removed

X Upwind CAMP Station Location

X Downwind CAMP Station Location

O RI Groundwater Monitoring Well RI-MW-31 (Attempted Installation Location)

O Soil Vapor Point Installation Location (RI-SV-18 & RI-SV-30)

O Completed IRM Endpoint Sample Location

LEGEND

- BCP SITE BOUNDARY
- EXISTING MONITORING WELL LOCATION FROM PREVIOUS ASSESSMENT/REMEDIAL ACTIVITIES (INSTALLED BY OTHERS)
- SOIL BORING LOCATION (OCTOBER 2021 AND FEBRUARY 2022)
- SOIL BORING/SOIL VAPOR POINT LOCATION (OCTOBER 2021 AND FEBRUARY 2022)
- SOIL BORING/MONITORING WELL LOCATION (OCTOBER 2021 AND FEBRUARY 2022)
- SOIL BORING/MONITORING WELL/SOIL VAPOR POINT LOCATION (OCTOBER 2021 AND FEBRUARY 2022)
- PROPOSED REMEDIAL EXCAVATION TO 2 FEET BELOW GRADE SURFACE
- PROPOSED REMEDIAL EXCAVATION TO 5 FEET BELOW GRADE SURFACE
- PROPOSED REMEDIAL EXCAVATION TO 10 FEET BELOW GRADE SURFACE
- PROPOSED REMEDIAL EXCAVATION TO 15 FEET BELOW GRADE SURFACE
- PROPOSED EXCAVATION ENDPOINT SAMPLE LOCATION
- PROPOSED UST EXCAVATION ENDPOINT SAMPLE LOCATION - VOC/SVOC ONLY

0 20 40 80
SCALE IN FEET

Map Source:
EnviroTrac "370 Grand Concourse Bronx, New York - Site Plan", Figure 2, Dated April 16, 2019.
AKRF Monitoring Well Locations Surveyed by Fehringer Surveying, P.C. on October 14, 2021.

Note:
Petroleum excavation area to be completed down to extent of grossly contaminated material, or 1-2 feet into the groundwater table, estimated May 2022.

AKRF
440 Park Avenue South, New York, NY 10016

350 Grand Concourse
Bronx, New York

PROPOSED REMEDIAL SITE EXCAVATION AND ENDPOINT SAMPLING PLAN

DATE
8/24/2022

PROJECT NO.
210258

FIGURE
4

Upwind CAMP Station Data

Data Inputs (2) ▾

Oct 23 → Oct 24 Today

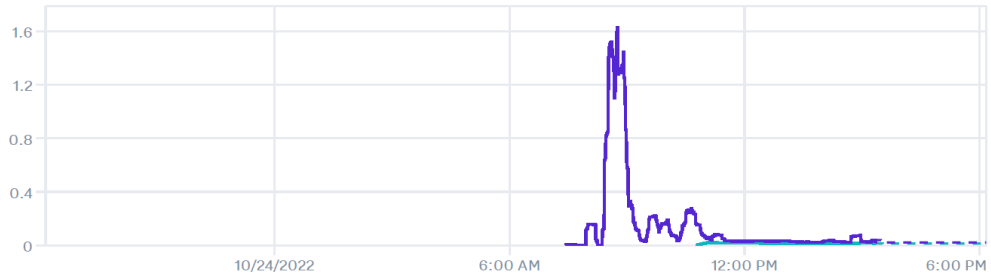

214024 Dustrak 15 min avg (0.01mg/m³)

214024 Minirae 15 min avg (0.02ppm)

Downwind CAMP Station Data

Data Inputs (2) ▾

Oct 23 → Oct 24 Today

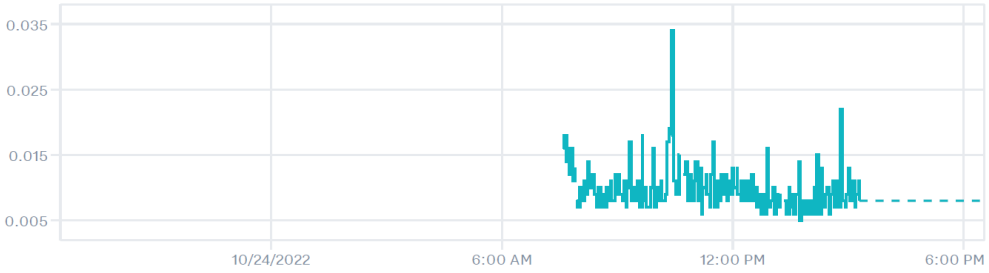

214025 Dust Trak Mass Conc Total (0.01mg/m³)

214025 MiniRae VOC (0ppm)

Site Photographs	
Photograph 1 - Eastern drilling borehole for RI-MW-31, view facing south.	
Photograph 2 - Removal of piping in between dispenser pumps, view facing east.	
Photograph 3 - Stockpile of shallow fill generated during piping and sump pit removal, view facing west.	

Daily Activity Report

350 Grand Concourse
Bronx, NY
BCP Site No. C203153

General Site Information

Date:	Tuesday, October 25, 2022
Weather:	Fog/overcast 60-70° F
Wind Direction/Speed:	North @ 8 mph
AKRF Personnel on Site:	A. Cardenas and S. Donohue
AKRF Equipment on Site:	Mini RAE 3000 Photoionization Detectors [(PID) x3] and DustTrak Aerosol Monitors (x3)
Visitors:	None

Contractor Information

Name	Service
Environmental Consulting and Management Services, Inc (ECMS) New York, NY	Tank Removal Contractor
Clear River Environmental (CRE) New York, NY	Tank Removal Contractor

Description and Location of Work Activities Performed

1. ECMS and CRE removed former SVE piping located in the northeast portion of the Site. An old fuel line/vent pipe was also discovered/removed in the location of the former tank field. Excavated fill materials generated during piping removal was screened by AKRF and stockpiled/covered for future waste characterization and off-site disposal. No visual or olfactory evidence of contamination was observed.

2. AKRF collected post-excavation soil endpoint samples (IRM-EX-001 through IRM-EX-007, IRM-EX-009, and IRM-EX-011 through IRM-EX-017) for laboratory analysis. IRM-EX-003, IRM-EX-004, IRM-EX-007 were submitted for TCL VOCs, TCL SVOCs, PCBs/pesticides, TAL metals, 1-4-dioxane, and PFAS. IRM-EX-011, IRM-EX-012, IRM-EX-015, and IRM-EX-017 were submitted for TCL VOCs, TCL SVOCs, PCBs/pesticides, TAL metals, and 1-4-dioxane (soil samples for PFAS analysis to be collected at these locations tomorrow 10/25/22). IRM-EX-001, IRM-EX-002, IRM-EX-005, IRM-EX-006, IRM-EX-009, IRM-EX-013, IRM-EX-014, IRM-EX-016 were submitted for TCL VOCs, and TCL SVOCs only. In addition, quality control samples were collected in accordance with the QAPP. The endpoint sample locations were flagged to be surveyed by a New York State licensed surveyor.

3. Exported a total of 4 loads of concrete debris to Mount Materials facility located in Failess Hills, PA.

Site Soil Disposal Tracking Information

Destination Facility	Daily Trucks	Total Trucks	Daily Approx. Cubic Yds	Total Approx. Cubic Yds	Total Site Loads	Total Approximate Cubic Yards
Mount Materials, Fairless Hills PA	4	4	20	80	4	80

Import Material Tracking Information

Origin Facility	Daily Trucks	Total Trucks	Daily Tonnage	Total Tonnage	Total Site Loads	Total Quantity (tons)
N/A						

CAMP Air Monitoring Results

CAMP Station	UPWIND	DOWNWIND
Odors:	None	None
VOC Action Level Exceedance(s):	None	None
Particulate Action Level Exceedance(s):	None	None
Maximum VOC Level (ppm) 15-min avg:	0.02	0
Maximum Particulate Level (mg/m³) 15-min avg:	0.0250	0.0590

CAMP Response Actions: None.

Additional Information

Planned Work Activity for Next Day/Week:	Continue with IRM field and RI field activities.
Comments:	None

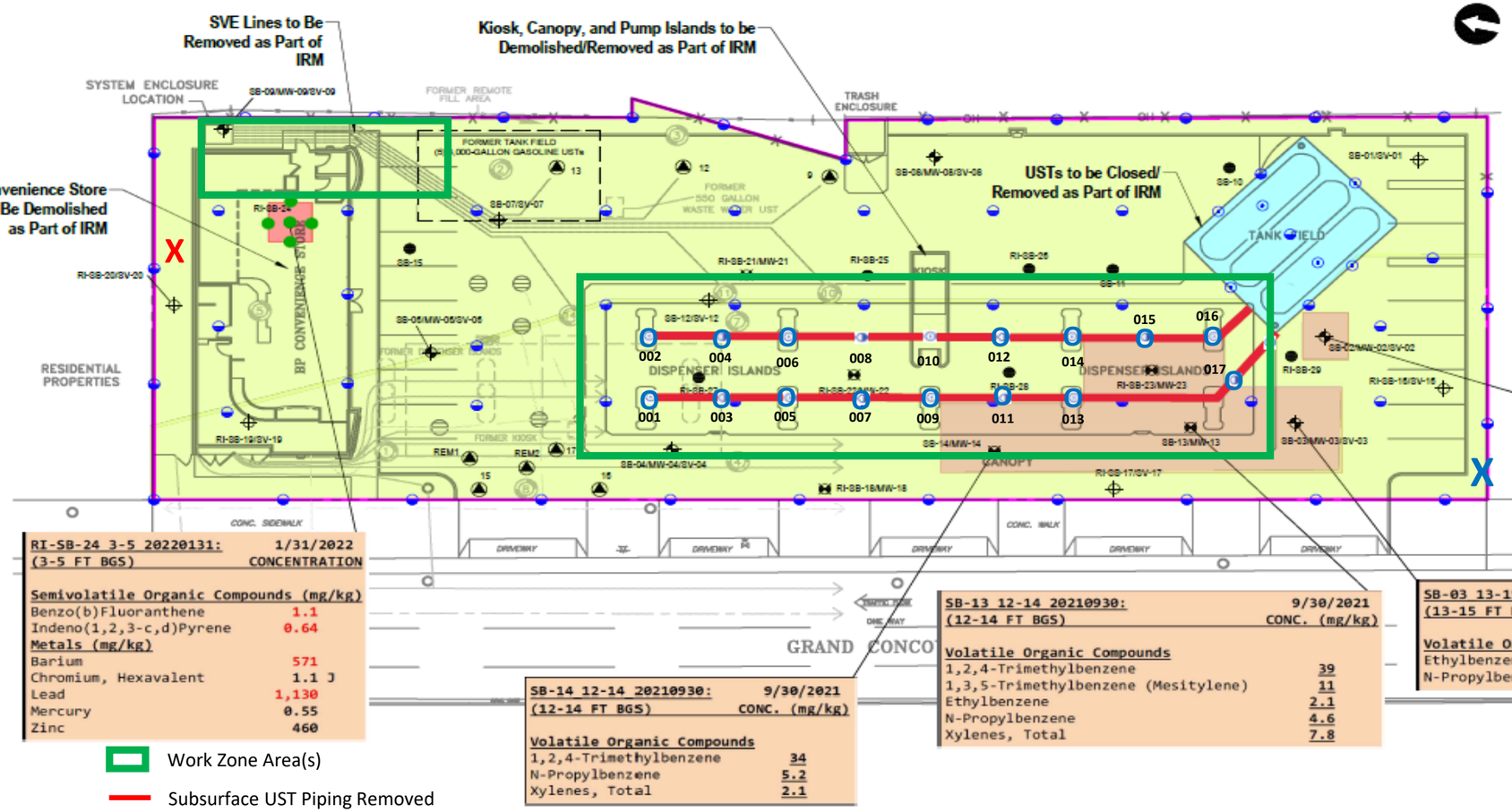

RI-SB-24 3-5 20220131: (3-5 FT BGS)	1/31/2022 CONCENTRATION
Semivolatile Organic Compounds (mg/kg)	
Benzo(b)Fluoranthene	1.1
Indeno(1,2,3-c,d)Pyrene	0.64
Metals (mg/kg)	
Barium	571
Chromium, Hexavalent	1.1 J
Lead	1,130
Mercury	0.55
Zinc	460

SB-14 12-14 20210930: (12-14 FT BGS)	9/30/2021 CONC. (mg/kg)
Volatile Organic Compounds	
1,2,4-Trimethylbenzene	34
N-Propylbenzene	5.2
Xylenes, Total	2.1

SB-13 12-14 20210930: (12-14 FT BGS)	9/30/2021 CONC. (mg/kg)
Volatile Organic Compounds	
1,2,4-Trimethylbenzene	39
1,3,5-Trimethylbenzene (Mesitylene)	11
Ethylbenzene	2.1
N-Propylbenzene	4.6
Xylenes, Total	7.8

SB-02 18-20 20210928: (18-20 FT BGS)	9/28/2021 CONC. (mg/kg)
Volatile Organic Compounds	
N-Butylbenzene	16
N-Propylbenzene	48
Sec-Butylbenzene	16

SB-03 13-15 20210928: (13-15 FT BGS)	9/28/2021 CONC. (mg/kg)
Volatile Organic Compounds	
Ethylbenzene	6.4
N-Propylbenzene	22

Work Zone Area(s)

Subsurface UST Piping Removed

X Upwind CAMP Station Location

X Downwind CAMP Station Location

O Completed IRM Endpoint Sample Location

001 Endpoint Sample Location ID (prefix IRM-EX)

LEGEND

- BCP SITE BOUNDARY
- EXISTING MONITORING WELL LOCATION FROM PREVIOUS ASSESSMENT/REMEDIAL ACTIVITIES (INSTALLED BY OTHERS)
- SOIL BORING LOCATION (OCTOBER 2021 AND FEBRUARY 2022)
- SOIL BORING/SOIL VAPOR POINT LOCATION (OCTOBER 2021 AND FEBRUARY 2022)
- SOIL BORING/MONITORING WELL LOCATION (OCTOBER 2021 AND FEBRUARY 2022)
- SOIL BORING/MONITORING WELL/SOIL VAPOR POINT LOCATION (OCTOBER 2021 AND FEBRUARY 2022)
- PROPOSED REMEDIAL EXCAVATION TO 2 FEET BELOW GRADE SURFACE
- PROPOSED REMEDIAL EXCAVATION TO 5 FEET BELOW GRADE SURFACE
- PROPOSED REMEDIAL EXCAVATION TO 10 FEET BELOW GRADE SURFACE
- PROPOSED REMEDIAL EXCAVATION TO 15 FEET BELOW GRADE SURFACE
- PROPOSED EXCAVATION ENDPOINT SAMPLE LOCATION
- PROPOSED UST EXCAVATION ENDPOINT SAMPLE LOCATION - VOC/SVOC ONLY
- PROPOSED EXCAVATION ENDPOINT SAMPLE LOCATION - LEAD ONLY

0 15 30 80
SCALE IN FEET

Map Source:
EnviroTrac "370 Grand Concourse Bronx, New York - Site Plan", Figure 2, Dated April 16, 2019.
AKRF Monitoring Well Locations Surveyed by Fehringer Surveying, P.C. on October 14, 2021.

Note:
Petroleum excavation area to be completed down to extent of grossly contaminated material, or 1-2 feet into the groundwater table, estimated May 2022.

AKRF
440 Park Avenue South, New York, NY 10016

350 Grand Concourse
Bronx, New York

PROPOSED REMEDIAL SITE EXCAVATION AND ENDPOINT SAMPLING PLAN

DATE 8/24/2022
PROJECT NO. 210258
FIGURE 4

Upwind CAMP Station Data

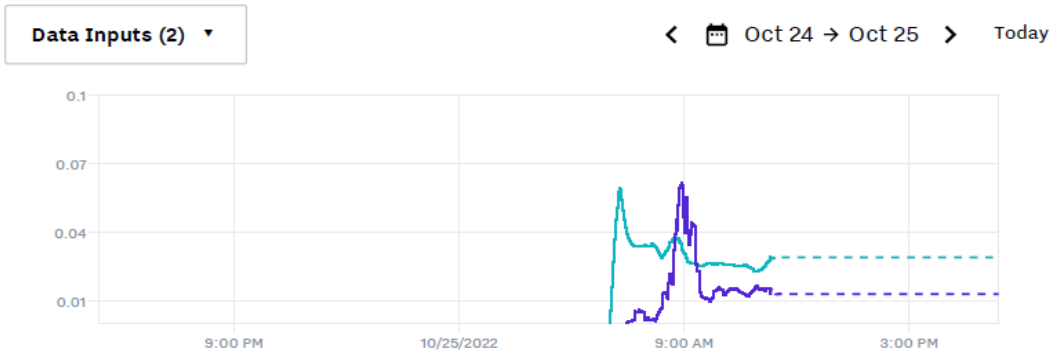

Downwind CAMP Station Data

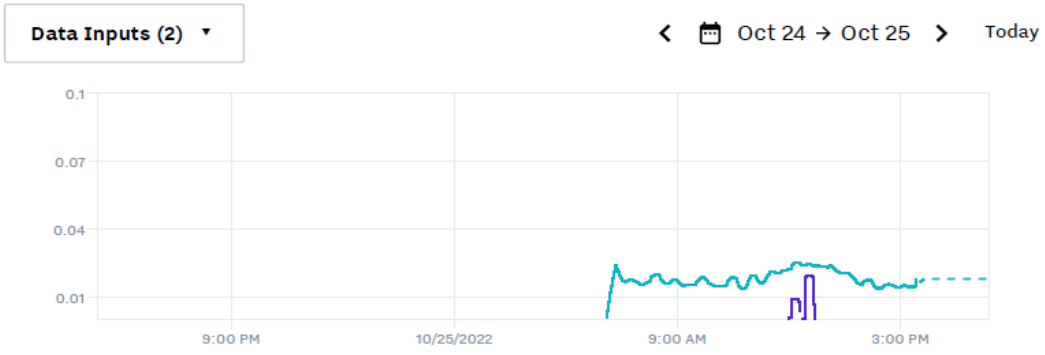

Site Photographs	
Photograph 1 - Loading of C&D for offsite disposal, view facing east.	
Photograph 2 - Removal of SVE piping to the northeast, view facing northeast.	
Photograph 3 - View of SVE piping and former fuel line removal located in former tank field area, view facing west.	

Daily Activity Report

350 Grand Concourse
Bronx, NY
BCP Site No. C203153

General Site Information	
Date:	Wednesday, October 26, 2022
Weather:	Fog/overcast/partly cloudy 55-70° F
Wind Direction/Speed:	North @ 2 mph
AKRF Personnel on Site:	A. Cardenas and S. Donohue
AKRF Equipment on Site:	Mini RAE 3000 Photoionization Detectors [(PID) x3] and DustTrak Aerosol Monitors (x3)
Visitors:	None

Contractor Information

Name	Service
Environmental Consulting and Management Services, Inc (ECMS) New York, NY	Tank Removal Contractor
Clear River Environmental (CRE) New York, NY	Tank Removal Contractor

Description and Location of Work Activities Performed

1. ECMS and CRE completed removing former SVE lateral piping located in the northeast portion of the Site; and excavation to remove the lead hotspot at RI-SB-24. Excavated fill materials generated during SVE piping and lead hotspot removal were screened by AKRF and stockpiled/covered for future waste characterization and off-site disposal. No visual or olfactory evidence of contamination was observed.

2. AKRF collected post-excavation soil endpoint samples (IRM-EX-008, IRM-EX-010, IRM-EX-019, IRM-EX-020, IRM-EX-021, IRM-EX-022 and IRM-EX-023) for laboratory analysis. IRM-EX-008 was submitted for TCL VOCs, TCL SVOCs, PCBs/pesticides, TAL metals, 1-4-dioxane, and PFAS. IRM-EX-011, IRM-EX-012, IRM-EX-015, and IRM-EX-016 were submitted for PFAs. IRM-EX-010 was submitted for TCL VOCs, and TCL SVOCs only. IRM-EX-019, IRM-EX-020, IRM-EX-021, IRM-EX-022, and IRM-EX-023 were submitted for total lead. The endpoint sample locations were flagged to be surveyed by a New York State licensed surveyor.

3. Exported a total of 4 loads of concrete debris to Mount Materials facility located in Failess Hills, PA. In addition, subsurface piping materials removed were disposed of as C&D to the Castle Sanitation Corporation disposal facility located in Maspeth, NY.

Site Soil Disposal Tracking Information

Destination Facility	Daily Trucks	Total Trucks	Daily Approx. Cubic Yds	Total Approx. Cubic Yds	Total Site Loads	Total Approximate Cubic Yards
Mount Materials, Fairless Hills PA	4	8	20	80	8	160

Import Material Tracking Information

Origin Facility	Daily Trucks	Total Trucks	Daily Tonnage	Total Tonnage	Total Site Loads	Total Quantity (tons)
N/A						

CAMP Air Monitoring Results

CAMP Station	UPWIND	DOWNWIND
Odors:	None	None
VOC Action Level Exceedance(s):	None	None
Particulate Action Level Exceedance(s):	None	None
Maximum VOC Level (ppm) 15-min avg:	0.1	0
Maximum Particulate Level (mg/m³) 15-min avg:	0.0150	0.0290

CAMP Response Actions: None.

Additional Information

Planned Work Activity for Next Day/Week:	Continue with IRM field activities.
Comments:	None

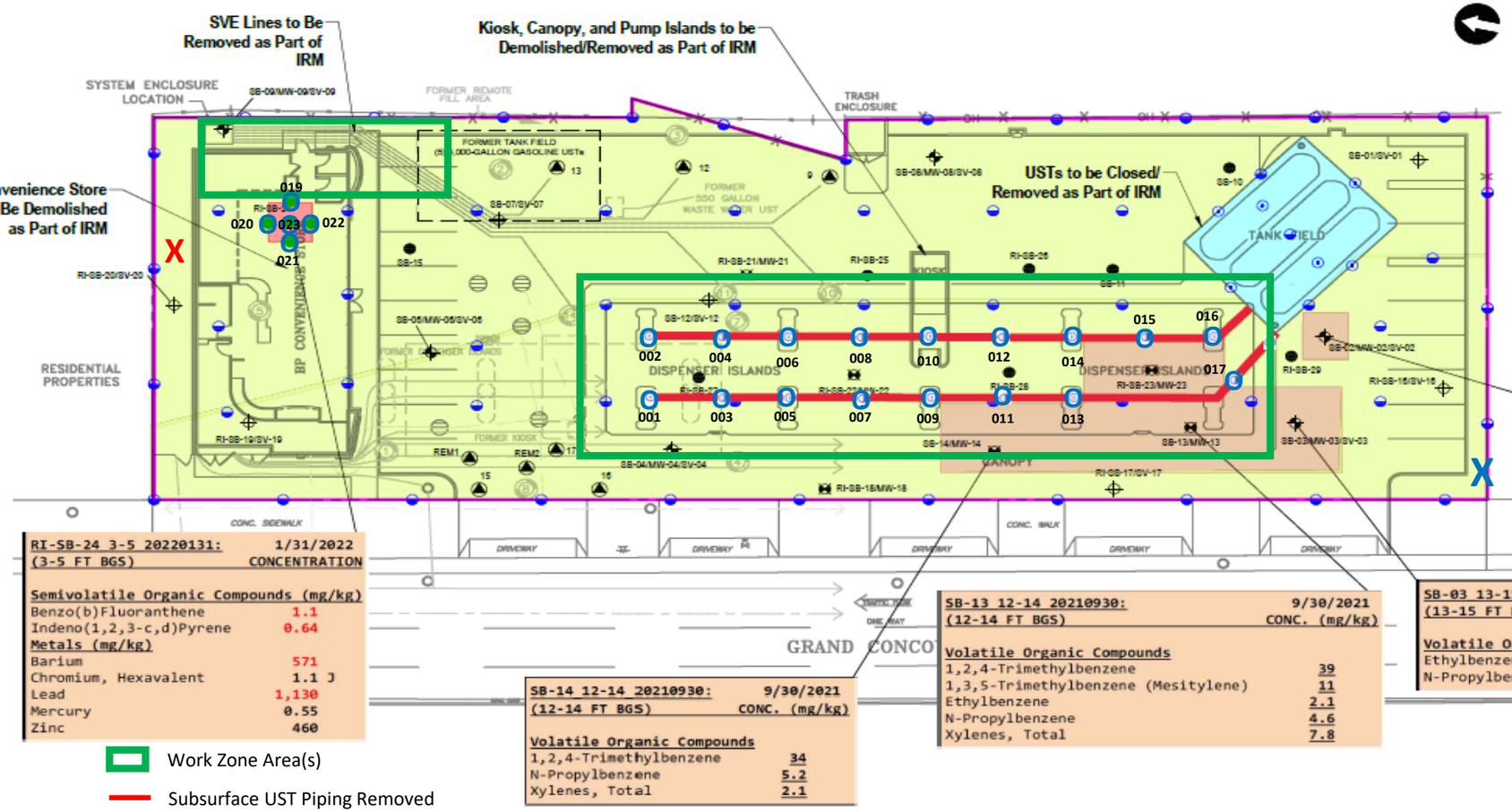

RI-SB-24 3-5 20220131: 1/31/2022
(3-5 FT BGS) CONCENTRATION

Semivolatile Organic Compounds (mg/kg)	
Benzo(b)Fluoranthene	1.1
Indeno(1,2,3-c,d)Pyrene	0.64
Metals (mg/kg)	
Barium	571
Chromium, Hexavalent	1.1 J
Lead	1,130
Mercury	0.55
Zinc	460

SB-14 12-14 20210930: 9/30/2021
(12-14 FT BGS) CONC. (mg/kg)

Volatile Organic Compounds	
1,2,4-Trimethylbenzene	34
N-Propylbenzene	5.2
Xylenes, Total	2.1

SB-13 12-14 20210930: 9/30/2021
(12-14 FT BGS) CONC. (mg/kg)

Volatile Organic Compounds	
1,2,4-Trimethylbenzene	39
1,3,5-Trimethylbenzene (Mesitylene)	11
Ethylbenzene	2.1
N-Propylbenzene	4.6
Xylenes, Total	7.8

SB-02 18-20 20210928: 9/28/2021
(18-20 FT BGS) CONC. (mg/kg)

Volatile Organic Compounds	
N-Butylbenzene	16
N-Propylbenzene	48
Sec-Butylbenzene	16

SB-03 13-15 20210928: 9/28/2021
(13-15 FT BGS) CONC. (mg/kg)

Volatile Organic Compounds	
Ethylbenzene	6.4
N-Propylbenzene	22

Work Zone Area(s)

Subsurface UST Piping Removed

X Upwind CAMP Station Location

X Downwind CAMP Station Location

O Completed IRM Endpoint Sample Location

001 Endpoint Sample Location ID (prefix IRM-EX)

LEGEND

- BCP SITE BOUNDARY
- EXISTING MONITORING WELL LOCATION FROM PREVIOUS ASSESSMENT/REMEDIAL ACTIVITIES (INSTALLED BY OTHERS)
- SOIL BORING LOCATION (OCTOBER 2021 AND FEBRUARY 2022)
- SOIL BORING/SOIL VAPOR POINT LOCATION (OCTOBER 2021 AND FEBRUARY 2022)
- SOIL BORING/MONITORING WELL LOCATION (OCTOBER 2021 AND FEBRUARY 2022)
- SOIL BORING/MONITORING WELL/SOIL VAPOR POINT LOCATION (OCTOBER 2021 AND FEBRUARY 2022)
- PROPOSED REMEDIAL EXCAVATION TO 2 FEET BELOW GRADE SURFACE
- PROPOSED REMEDIAL EXCAVATION TO 5 FEET BELOW GRADE SURFACE
- PROPOSED REMEDIAL EXCAVATION TO 10 FEET BELOW GRADE SURFACE
- PROPOSED REMEDIAL EXCAVATION TO 15 FEET BELOW GRADE SURFACE
- PROPOSED EXCAVATION ENDPOINT SAMPLE LOCATION
- PROPOSED UST EXCAVATION ENDPOINT SAMPLE LOCATION - VOC/SVOC ONLY
- PROPOSED EXCAVATION ENDPOINT SAMPLE LOCATION - LEAD ONLY

0 15 30 80
SCALE IN FEET

Map Source:
EnviroTrac "370 Grand Concourse Bronx, New York - Site Plan", Figure 2, Dated April 16, 2019.
AKRF Monitoring Well Locations Surveyed by Fehringer Surveying, P.C. on October 14, 2021.

Note:
Petroleum excavation area to be completed down to extent of grossly contaminated material, or 1-2 feet into the groundwater table, estimated May 2022.

AKRF
440 Park Avenue South, New York, NY 10016

350 Grand Concourse
Bronx, New York

PROPOSED REMEDIAL SITE EXCAVATION AND ENDPOINT SAMPLING PLAN

DATE 8/24/2022
PROJECT NO. 210258
FIGURE 4

Upwind CAMP Station Data

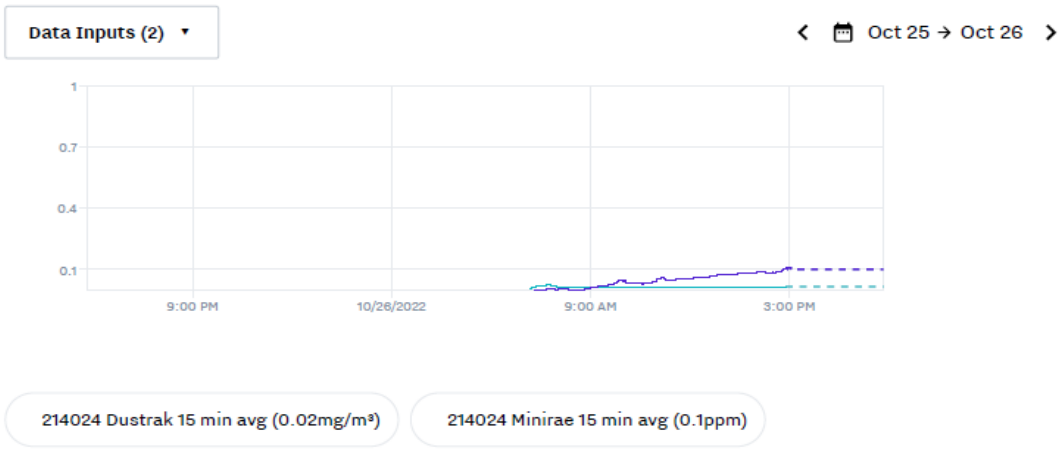

Downwind CAMP Station Data

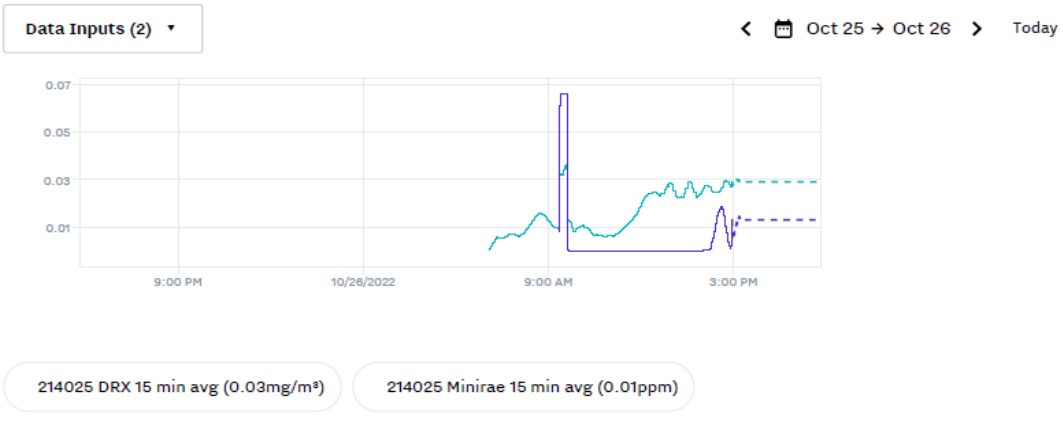

Site Photographs	
Photograph 1 - Loading of C&D for offsite disposal, view facing east.	
Photograph 2 - Removal of SVE piping to the northeast, view facing east.	
Photograph 3 - View of general fill and lead hotspot stockpiles, view facing west.	

Daily Activity Report

350 Grand Concourse
Bronx, NY
BCP Site No. C203153

General Site Information

Date:	Thursday, October 27, 2022
Weather:	Clear 40-65° F
Wind Direction/Speed:	West @ 9 mph
AKRF Personnel on Site:	A. Cardenas and M. Sanchez
AKRF Equipment on Site:	Mini RAE 3000 Photoionization Detectors [(PID) x3] and DustTrak Aerosol Monitors (x3)
Visitors:	None

Contractor Information

Name	Service
Environmental Consulting and Management Services, Inc (ECMS) New York, NY	Tank Removal Contractor
Clear River Environmental (CRE) New York, NY	Tank Removal Contractor
Aarco Environmental Services Inc. (AARCO) New York, NY	Tank Removal Contractor (Pumping of Tank Contents)

Description and Location of Work Activities Performed

1. ECMS and CRE completed removing the three USTs. Each UST was fiberglass and approximately 31 feet long by 8 feet in diameter. A concrete pad was encountered directly beneath the USTs. No visible or olfactory evidence of contamination (e.g., staining) or evidence of wear (e.g., cracks) was observed on the underside of the USTs or on the concrete pad. AARCO cleaned the inside of the tanks and removed any residual contents of gasoline/water mixture. Approximately 175 gallons of gasoline/water mixture was removed and disposed of off-site to Advanced Wastewater Treatment Corp. (AWWT) of Farmingdale, NY. Excavated fill materials generated during tank removal were screened by AKRF and stockpiled/covered for future waste characterization and off-site disposal. No visual or olfactory evidence of contamination was observed in the soil generated.

2. AKRF collected post-excavation soil endpoint samples (IRM-EX-024, IRM-EX-025, and IRM-EX-029) for laboratory analysis. IRM-EX-025 was submitted for TCL VOCs, TCL SVOCs, PCBs/pesticides, TAL metals, 1-4-dioxane, and PFAS. IRM-EX-024 and IRM-EX-025 were submitted for TCL VOCs, and TCL SVOCs only. The endpoint sample locations were flagged to be surveyed by a New York State licensed surveyor.

3. Exported a total of 9 loads of concrete debris to Mount Materials facility located in Failess Hills, PA.

Site Soil Disposal Tracking Information

Destination Facility	Daily Trucks	Total Trucks	Daily Approx. Cubic Yds	Total Approx. Cubic Yds	Total Site Loads	Total Approximate Cubic Yards
Mount Materials, Fairless Hills PA	9	17	180	260	17	420

Import Material Tracking Information

Origin Facility	Daily Trucks	Total Trucks	Daily Tonnage	Total Tonnage	Total Site Loads	Total Quantity (tons)
N/A						

CAMP Air Monitoring Results

CAMP Station	UPWIND	DOWNWIND
Odors:	None	None
VOC Action Level Exceedance(s):	None	None
Particulate Action Level Exceedance(s):	None	None
Maximum VOC Level (ppm) 15-min avg:	0.1	0
Maximum Particulate Level (mg/m³) 15-min avg:	0.0290	0.0220

CAMP Response Actions: None.

Additional Information

Planned Work Activity for Next Day/Week:	Continue with IRM field activities.
Comments:	None

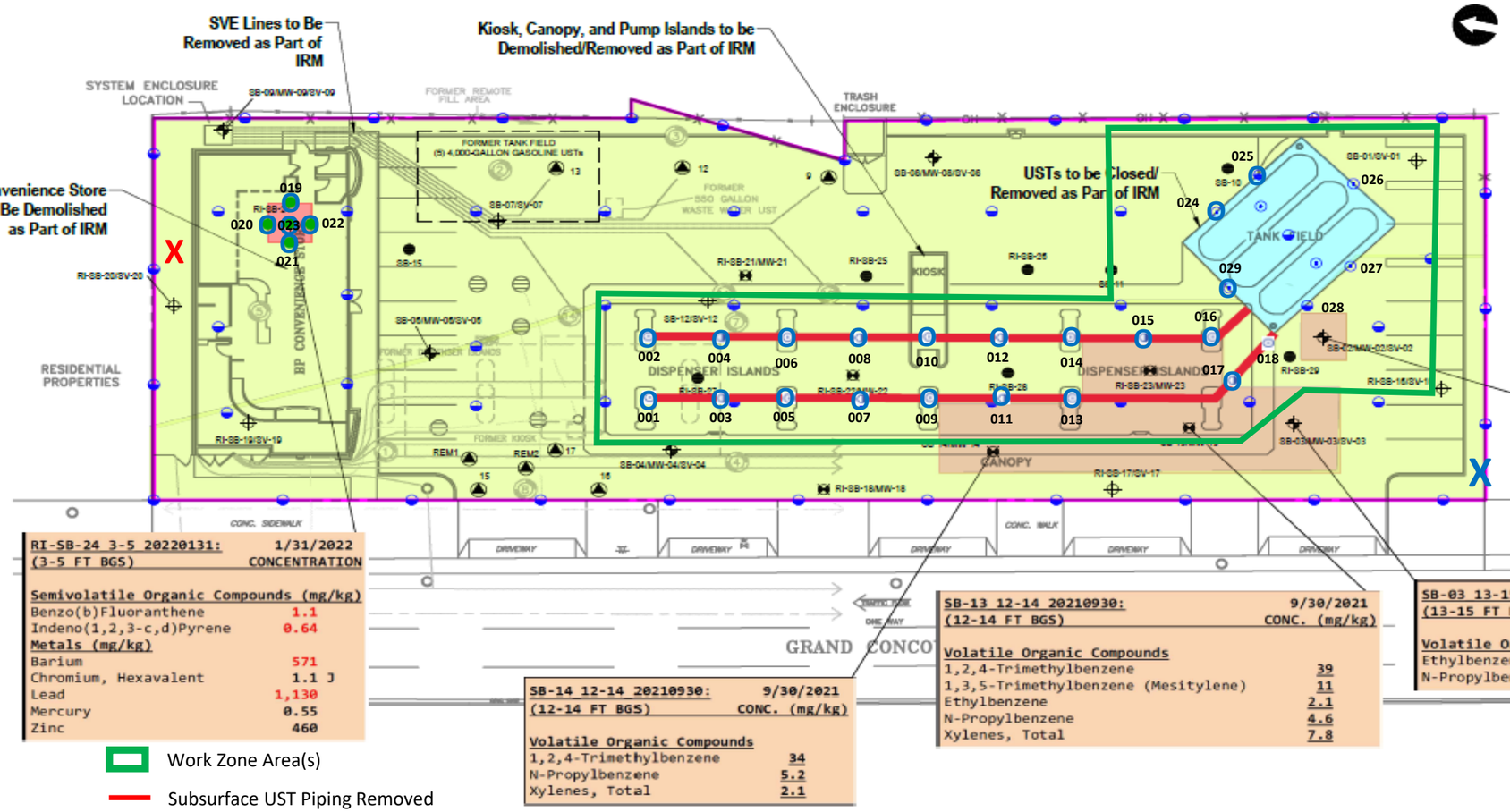

RI-SB-24 3-5 20220131: 1/31/2022
(3-5 FT BGS) CONCENTRATION

Semivolatile Organic Compounds (mg/kg)	
Benzo(b)Fluoranthene	1.1
Indeno(1,2,3-c,d)Pyrene	0.64
Metals (mg/kg)	
Barium	571
Chromium, Hexavalent	1.1 J
Lead	1,130
Mercury	0.55
Zinc	460

SB-14 12-14 20210930: 9/30/2021
(12-14 FT BGS) CONC. (mg/kg)

Volatile Organic Compounds	
1,2,4-Trimethylbenzene	34
N-Propylbenzene	5.2
Xylenes, Total	2.1

SB-13 12-14 20210930: 9/30/2021
(12-14 FT BGS) CONC. (mg/kg)

Volatile Organic Compounds	
1,2,4-Trimethylbenzene	39
1,3,5-Trimethylbenzene (Mesitylene)	11
Ethylbenzene	2.1
N-Propylbenzene	4.6
Xylenes, Total	7.8

SB-02 18-20 20210928: 9/28/2021
(18-20 FT BGS) CONC. (mg/kg)

Volatile Organic Compounds	
N-Butylbenzene	16
N-Propylbenzene	48
Sec-Butylbenzene	16

SB-03 13-15 20210928: 9/28/2021
(13-15 FT BGS) CONC. (mg/kg)

Volatile Organic Compounds	
Ethylbenzene	6.4
N-Propylbenzene	22

Work Zone Area(s)

Subsurface UST Piping Removed

X Upwind CAMP Station Location

X Downwind CAMP Station Location

O Completed IRM Endpoint Sample Location

001 Endpoint Sample Location ID (prefix IRM-EX)

LEGEND

- BCP SITE BOUNDARY
- EXISTING MONITORING WELL LOCATION FROM PREVIOUS ASSESSMENT/REMEDIAL ACTIVITIES (INSTALLED BY OTHERS)
- SOIL BORING LOCATION (OCTOBER 2021 AND FEBRUARY 2022)
- SOIL BORING/SOIL VAPOR POINT LOCATION (OCTOBER 2021 AND FEBRUARY 2022)
- SOIL BORING/MONITORING WELL LOCATION (OCTOBER 2021 AND FEBRUARY 2022)
- SOIL BORING/MONITORING WELL/SOIL VAPOR POINT LOCATION (OCTOBER 2021 AND FEBRUARY 2022)
- PROPOSED REMEDIAL EXCAVATION TO 2 FEET BELOW GRADE SURFACE
- PROPOSED REMEDIAL EXCAVATION TO 5 FEET BELOW GRADE SURFACE
- PROPOSED REMEDIAL EXCAVATION TO 10 FEET BELOW GRADE SURFACE
- PROPOSED REMEDIAL EXCAVATION TO 15 FEET BELOW GRADE SURFACE
- PROPOSED EXCAVATION ENDPOINT SAMPLE LOCATION
- PROPOSED UST EXCAVATION ENDPOINT SAMPLE LOCATION - VOC/SVOC ONLY
- PROPOSED EXCAVATION ENDPOINT SAMPLE LOCATION - LEAD ONLY

0 15 30 80
SCALE IN FEET

Map Source:
EnviroTrac "370 Grand Concourse Bronx, New York - Site Plan", Figure 2, Dated April 16, 2019.
AKRF Monitoring Well Locations Surveyed by Fehringer Surveying, P.C. on October 14, 2021.

Note:
Petroleum excavation area to be completed down to extent of grossly contaminated material, or 1-2 feet into the groundwater table, estimated May 2022.

AKRF
440 Park Avenue South, New York, NY 10016

350 Grand Concourse
Bronx, New York

PROPOSED REMEDIAL SITE EXCAVATION AND ENDPOINT SAMPLING PLAN

DATE 8/24/2022
PROJECT NO. 210258
FIGURE 4

Upwind CAMP Station Data

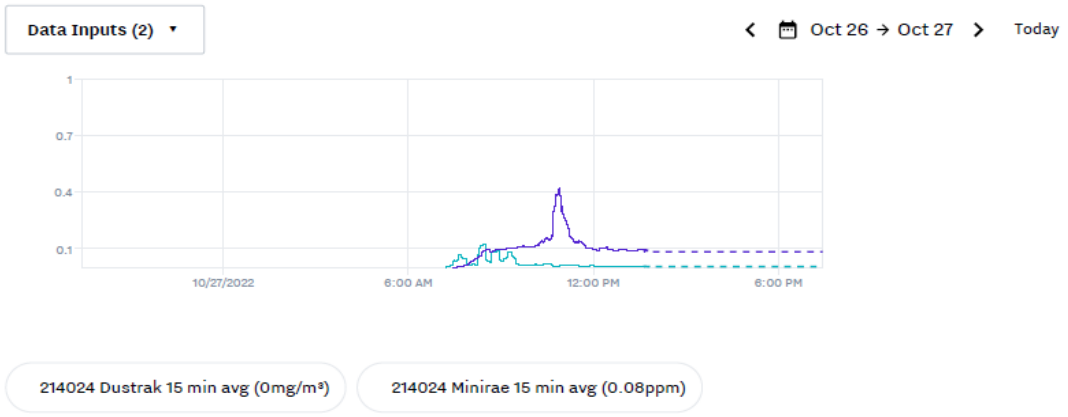

Downwind CAMP Station Data

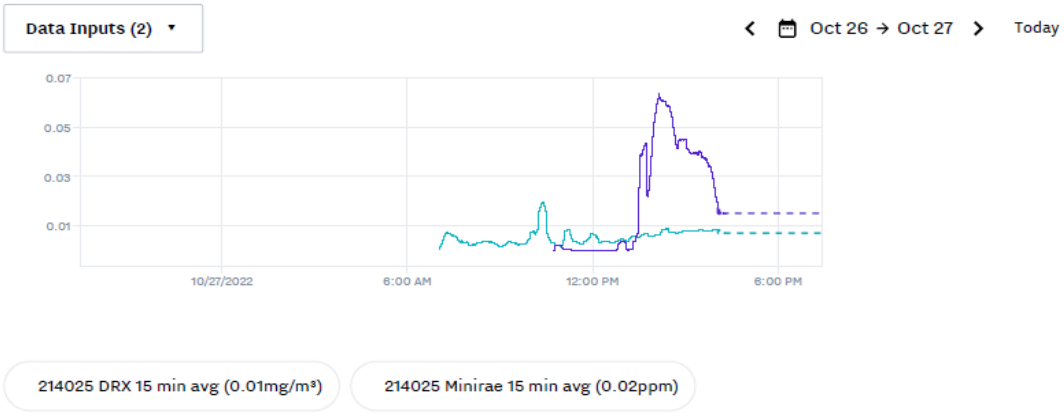

Site Photographs	
Photograph 1 - Removal of the western most tank, view facing northeast.	
Photograph 2 - Cleaning of the center tank, view facing north.	
Photograph 3 - Cleaned tanks were demolished and placed into a container, view facing west.	

Daily Activity Report

350 Grand Concourse
Bronx, NY
BCP Site No. C203153

General Site Information	
Date:	Friday, October 28, 2022
Weather:	Partly Cloudy 45-60° F
Wind Direction/Speed:	North @ 14 mph
AKRF Personnel on Site:	A. Cardenas and I. Legovich
AKRF Equipment on Site:	Mini RAE 3000 Photoionization Detectors [(PID) x3] and DustTrak Aerosol Monitors (x3)
Visitors:	None

Contractor Information

Name	Service
Environmental Consulting and Management Services, Inc (ECMS) New York, NY	Tank Removal Contractor
Clear River Environmental (CRE) New York, NY	Tank Removal Contractor

Description and Location of Work Activities Performed

1. AKRF collected remaining sidewall samples from the UST excavation sidewalls as further detailed below. The contractor was unable to break through the concrete pad beneath the USTs on numerous attempts (observed to be over one foot thick), therefore, no bottom of excavation endpoint samples were collected within the UST tank grave. Based upon correspondences with DEC, this work will be completed during a future mobilization (e.g., during building foundation construction). Excavated fill materials generated during tank removal were screened by AKRF and stockpiled/covered for future waste characterization and off-site disposal. No visual or olfactory evidence of contamination was observed in the soil generated. All open excavated areas were lined with poly-sheeting at the end of day. ECMS and CRE demobilized from the Site.

2. AKRF collected post-excavation soil endpoint samples (IRM-EX-018, IRM-EX-026, IRM-EX-027, IRM-EX-028) for laboratory analysis. IRM-EX-028 was submitted for TCL VOCs, TCL SVOCs, PCBs/pesticides, TAL metals, 1-4-dioxane, and PFAS. IRM-EX-018, IRM-026 and IRM-EX-027 were submitted for TCL VOCs, and TCL SVOCs only. AKRF also collected waste classification samples from soil stockpiles for future off-site disposal.

Site Soil Disposal Tracking Information

Destination Facility	Daily Trucks	Total Trucks	Daily Approx. Cubic Yds	Total Approx. Cubic Yds	Total Site Loads	Total Approximate Cubic Yards
Mount Materials, Fairless Hills PA	0	0	0	0	17	420

Import Material Tracking Information

Origin Facility	Daily Trucks	Total Trucks	Daily Tonnage	Total Tonnage	Total Site Loads	Total Quantity (tons)
N/A						

CAMP Air Monitoring Results

CAMP Station	UPWIND	DOWNWIND
Odors:	None	None
VOC Action Level Exceedance(s):	None	None
Particulate Action Level Exceedance(s):	None	None
Maximum VOC Level (ppm) 15-min avg:	0.088	0
Maximum Particulate Level (mg/m³) 15-min avg:	0.0080	0.0280

CAMP Response Actions: None.

Additional Information

Planned Work Activity for Next Day/Week:	Continue with IRM field activities.
Comments:	None

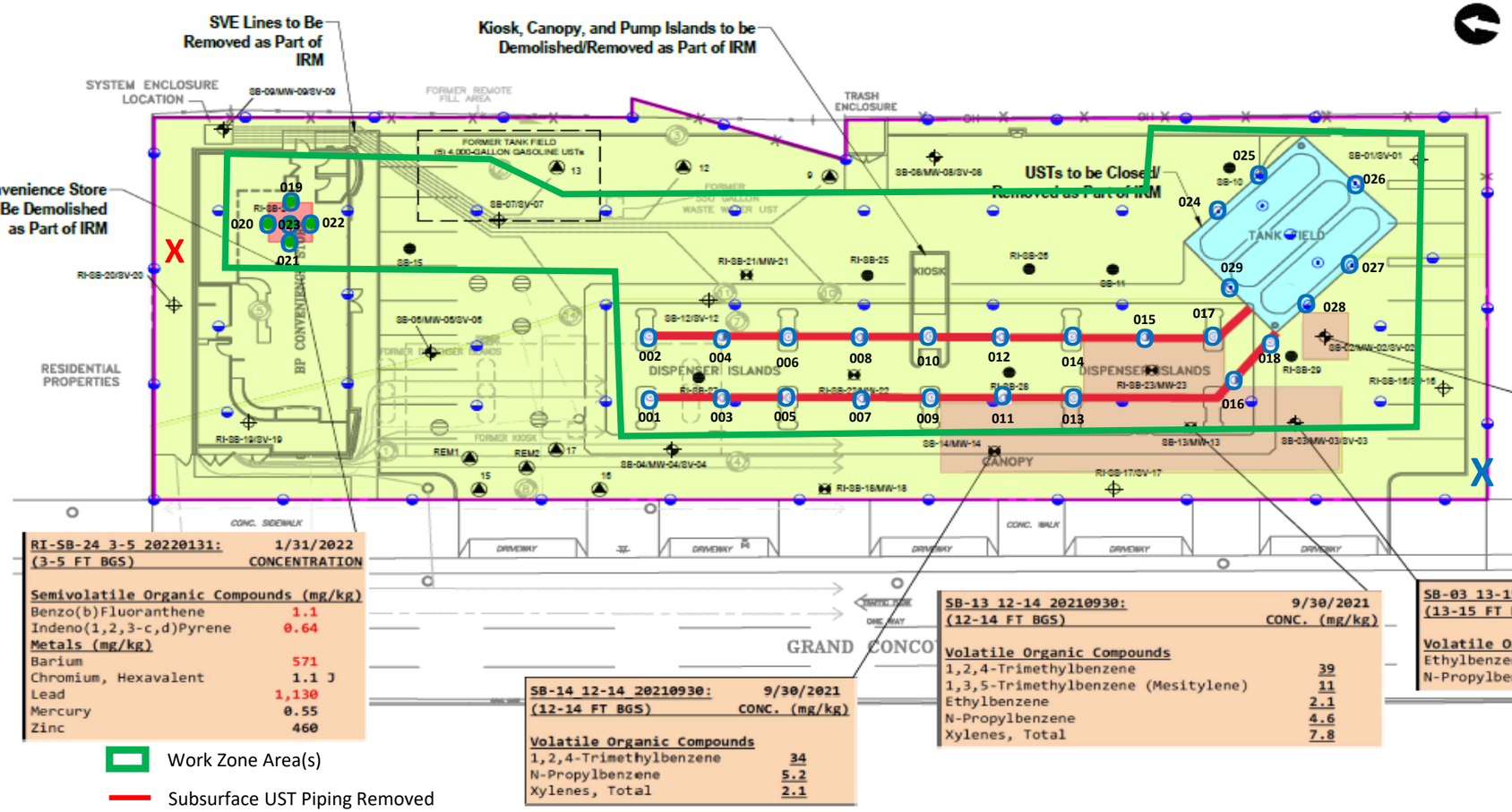

RI-SB-24 3-5 20220131: (3-5 FT BGS)	1/31/2022 CONCENTRATION
Semivolatile Organic Compounds (mg/kg)	
Benzo(b)Fluoranthene	1.1
Indeno(1,2,3-c,d)Pyrene	0.64
Metals (mg/kg)	
Barium	571
Chromium, Hexavalent	1.1 J
Lead	1,130
Mercury	0.55
Zinc	460

SB-14 12-14 20210930: (12-14 FT BGS)	9/30/2021 CONC. (mg/kg)
Volatile Organic Compounds	
1,2,4-Trimethylbenzene	34
N-Propylbenzene	5.2
Xylenes, Total	2.1

SB-13 12-14 20210930: (12-14 FT BGS)	9/30/2021 CONC. (mg/kg)
Volatile Organic Compounds	
1,2,4-Trimethylbenzene	39
1,3,5-Trimethylbenzene (Mesitylene)	11
Ethylbenzene	2.1
N-Propylbenzene	4.6
Xylenes, Total	7.8

SB-02 18-20 20210928: (18-20 FT BGS)	9/28/2021 CONC. (mg/kg)
Volatile Organic Compounds	
N-Butylbenzene	16
N-Propylbenzene	48
Sec-Butylbenzene	16

SB-03 13-15 20210928: (13-15 FT BGS)	9/28/2021 CONC. (mg/kg)
Volatile Organic Compounds	
Ethylbenzene	6.4
N-Propylbenzene	22

Work Zone Area(s)

Subsurface UST Piping Removed

X Upwind CAMP Station Location

X Downwind CAMP Station Location

O Completed IRM Endpoint Sample Location

001 Endpoint Sample Location ID (prefix IRM-EX)

LEGEND

- BCP SITE BOUNDARY
- EXISTING MONITORING WELL LOCATION FROM PREVIOUS ASSESSMENT/REMEDIAL ACTIVITIES (INSTALLED BY OTHERS)
- SOIL BORING LOCATION (OCTOBER 2021 AND FEBRUARY 2022)
- SOIL BORING/SOIL VAPOR POINT LOCATION (OCTOBER 2021 AND FEBRUARY 2022)
- SOIL BORING/MONITORING WELL LOCATION (OCTOBER 2021 AND FEBRUARY 2022)
- SOIL BORING/MONITORING WELL/SOIL VAPOR POINT LOCATION (OCTOBER 2021 AND FEBRUARY 2022)
- PROPOSED REMEDIAL EXCAVATION TO 2 FEET BELOW GRADE SURFACE
- PROPOSED REMEDIAL EXCAVATION TO 5 FEET BELOW GRADE SURFACE
- PROPOSED REMEDIAL EXCAVATION TO 10 FEET BELOW GRADE SURFACE
- PROPOSED REMEDIAL EXCAVATION TO 15 FEET BELOW GRADE SURFACE
- PROPOSED EXCAVATION ENDPOINT SAMPLE LOCATION
- PROPOSED UST EXCAVATION ENDPOINT SAMPLE LOCATION - VOC/SVOC ONLY
- PROPOSED EXCAVATION ENDPOINT SAMPLE LOCATION - LEAD ONLY

0 15 30 80
SCALE IN FEET

Map Source:
EnviroTrac "370 Grand Concourse Bronx, New York - Site Plan", Figure 2, Dated April 16, 2019.
AKRF Monitoring Well Locations Surveyed by Fehringer Surveying, P.C. on October 14, 2021.

Note:
Petroleum excavation area to be completed down to extent of grossly contaminated material, or 1-2 feet into the groundwater table, estimated May 2022.

AKRF
440 Park Avenue South, New York, NY 10016

350 Grand Concourse
Bronx, New York

PROPOSED REMEDIAL SITE EXCAVATION AND ENDPOINT SAMPLING PLAN

DATE 8/24/2022
PROJECT NO. 210258
FIGURE 4

Upwind CAMP Station Data

Data Inputs (2) ▾

Oct 28 Today

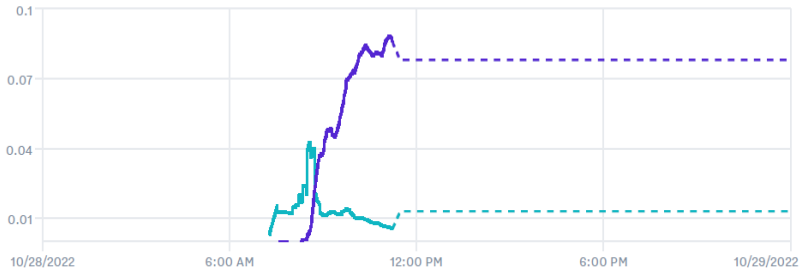

214024 Dustrak 15 min avg (0.01mg/m³)

214024 Minirae 15 min avg (0.08ppm)

Downwind CAMP Station Data

Data Inputs (2) ▾

Oct 28 Today

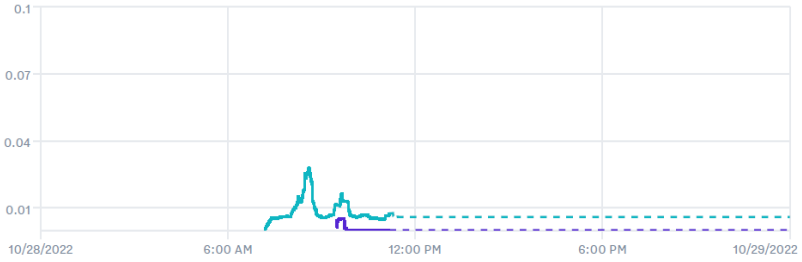

214025 DRX 15 min avg (0.01mg/m³)

214025 Minirae 15 min avg (0ppm)

Site Photographs	
Photograph 1 - Attempt at breaking through the concrete slab that was underneath the tanks, view facing southwest.	
Photograph 2 - Lining of lead hotspot pit, view facing north.	
Photograph 3 - Lining of tank grave with plastic, view facing south.	

Daily Activity Report

350 Grand Concourse
Bronx, NY
BCP Site No. C203153

General Site Information

Date:	Thursday, March 13, 2025
Weather:	Partly Cloudy 37-51° F
Wind Direction/Speed:	Northeast @ 9 mph
AKRF Personnel on Site:	S. Rubin
AKRF Equipment on Site:	Mini RAE 3000 Photoionization Detectors [(PID) x3] and DustTrak Aerosol Monitors (x3)
Visitors:	None

Contractor Information

Name	Service
Wolf Drilling LLC	Test pit excavation
MRCE, NY	Geotechnical engineers

Description and Location of Work Activities Performed

1. Wolf Drilling LLC excavated 1 test pit on the northern side of the site (TP-2) to 8 feet below ground surface and 9 feet in length parallel to the building adjacent to the site. They encountered a pipe 15" from the building, running parallel, but were able to excavate around it using shovels. The pipe was not damaged. The test pit, once completed, was backfilled using the same soil since there was no contamination observed.

2. TP-1 was not excavated as originally planned due to a utility manhole blocking the proposed location.

3. AKRF performed community air monitoring (CAMP) and work zone air monitoring during the subsurface disturbance work. No contamination was observed.

CAMP Air Monitoring Results

CAMP Station	UPWIND	DOWNWIND
Odors:	None	None
VOC Action Level Exceedance(s):	None	None
Particulate Action Level Exceedance(s):	None	None
Maximum VOC level (ppm) 15-min avg:	0.067	0.242
Maximum Particulate Level (mg/m³) 15-min avg:	0.014	0.014

Additional Information

Planned Work Activity for Next Day/Week:	None.
Comments:	None.

Site Plan

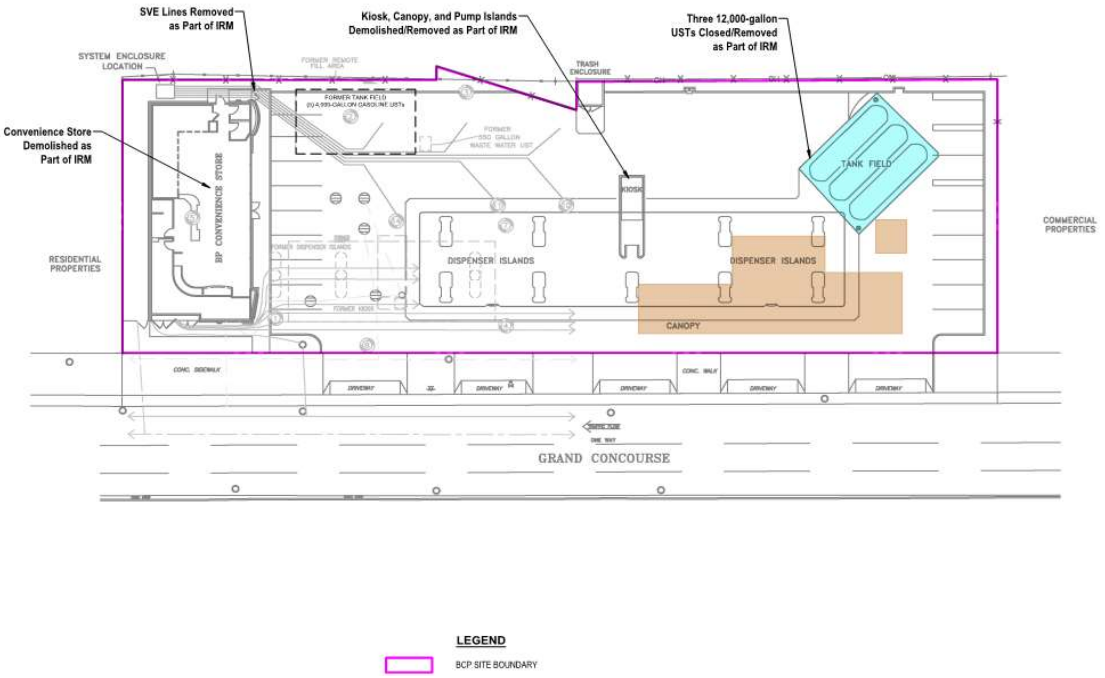

Test Pit Locations

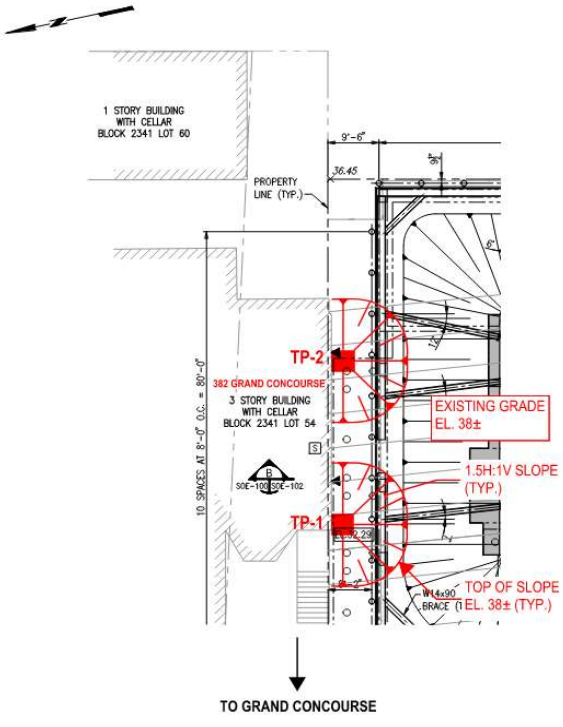

Upwind CAMP Station Data

Grand Concourse Upwind
2B504551

03/12/2025 16:31 - 03/13/2025 16:31
(GMT-05:00) Eastern Time (US & Canada)

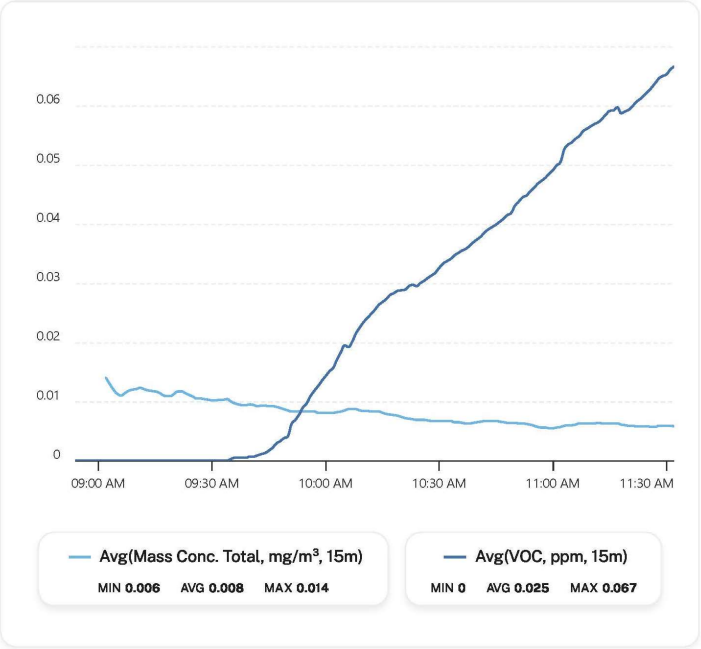

Downwind CAMP Station Data

Grand Concourse Downwind
2B512284

03/12/2025 16:36 - 03/13/2025 16:36
(GMT-05:00) Eastern Time (US & Canada)

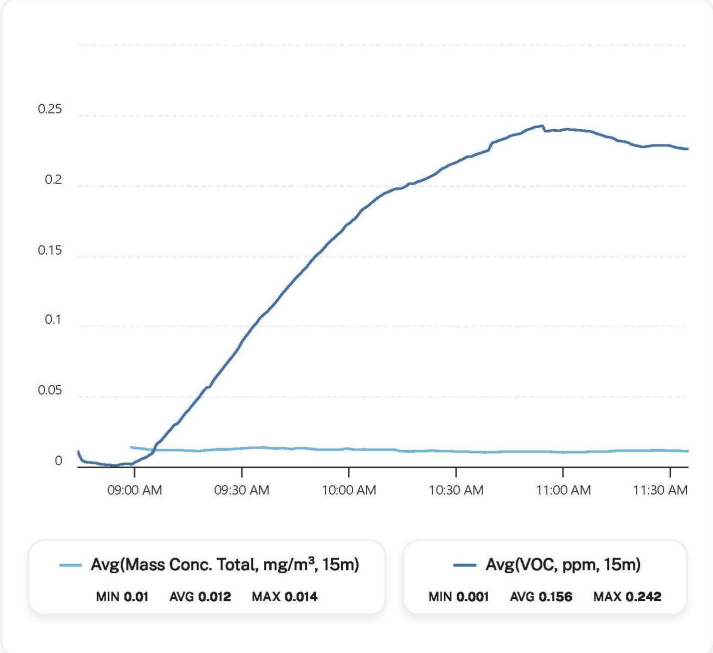

Roving Air Monitoring Log

akrf
440 Park Avenue South, 7th Floor
New York, NY 10016

Roving Air Monitoring Log

Page X of X

Project Name:	350 Grand Concourse	**Date:**	3/13/25
Project Location:	Bronx, NY	**Logged By:**	S. Rubin
Project Number:	240979	**Wind Direction:**	NE
Weather:	37-51°F, Partly cloudy	**Wind Speed:**	9

Time	On-Site Location	Upwind/ Downwind	Volatiles (ppm)	Particulates (mg/m^3)	Odors	Activity/Comments
0800	WE (TP-2)		0.0	0.011	ND	Background
0830			0.0	0.013	ND	test pit excavation
0900			0.0	0.022	ND	↓
0930			0.0	0.021	ND	
1000			0.0	0.018	ND	
1030			0.0	0.016	ND	
1100			0.0	0.016	ND	Backfilling
1130			0.0	0.010	ND	↓
1200			0.0	0.012	ND	no work

Work Zone Action Levels

Volatiles (ppm)		Particulates (mg/m^3)	
<5 ppm	Level D	<0.15 mg/m^3 Above Background	Level D
≥5 ppm and ≥ 50 ppm	Level C	≥0.15 mg/m^3 Above Background	Implement Particulate Suppression
> 50 ppm	Stop Work		

Community Action Levels

Volatiles (ppm)		Particulates (mg/m^3)	
>5 ppm Above Background	Stop Work Temporarily, Continue Air Monitoring	>0.1 mg/m^3 Above Background, No Visible Dust Migration	Implement Particulate Suppression, Continue Air Monitoring
>5 ppm and <25 ppm Above Background	Stop Work Temporarily, Identify Vapor Source, Abate Emissions	>0.15 mg/m^3 above background	Stop Work Until Particulate Suppression Reduces Concentrations
>25 ppm Above Background	Stop Work		

Notes: mg/m^3 = micrograms per cubic meter ppm = parts per million
Refer to CAMP for comprehensive action level procedures.

* Stop work at >5 ppm or >0.1 mg/m^3 over background

Site Photographs	
Photograph 1 - Wolf Drilling LLC excavating geotech test pit along northern portion of Site. View facing NE.	
Photograph 2 - A pipe running parallel to building adjacent ot the site was encoutered during test pit excavation (not damaged). View facing NW.	
Photograph 3 - Soil backfilled and graded in TP-2. View facing east.	

Daily Activity Report

350 Grand Concourse
Bronx, NY
BCP Site No. C203153

General Site Information	
Date:	Thursday, March 20, 2025
Weather:	Partly Cloudy 37-51° F
Wind Direction/Speed:	Northeast @ 9 mph
AKRF Personnel on Site:	S. Rubin
AKRF Equipment on Site:	Mini RAE 3000 Photoionization Detectors [(PID) x3] and DustTrak Aerosol Monitors (x3)
Visitors:	None

Contractor Information	
Name	**Service**
Brookside Environmental, Inc.	Soil Export, Fill import/grading

Description and Location of Work Activities Performed

1. Exported 10 loads of SP-01 material to Clean Earth of Carteret. A portion of the material identified as SP-01 remains from its southern most stockpile. The northern stockpile identified with SP-01 material was fully-removed.
2. Exported 2 loads of SP-02 material to Clean Earth of New Castle. SP-02 material was fully removed from the site.
3. Imported 2 loads of Item 304 crushed virgin stone to be used as backfill for open excavations on site. The backfill material was placed in the southern portion of the site.
4. Decontamination procedures were followed when switching between handling SP-01, SP-02, and clean backfill material.
5. Polysheeting (secured with ballast) was used to cover the remaining SP-01 material at the end of the work day.
6. AKRF performed community air monitoring (CAMP) and work zone air monitoring during the subsurface disturbance work. No exceedance were encountered.

Disposal Tracking

Material and Origin Facility	Daily Truck Loads	Daily Approx. Cubic Yards	Total Truck Loads	Total Approx. Cubic Yards
Clean Earth of Carteret	10	170	10	170
Clean Earth of New Castle	2	34	2	34

Import Tracking

Material and Origin Facility	Daily Truck Loads	Daily Approx. Cubic Yards	Total Truck Loads	Total Approx. Cubic Yards
Item 304 - Thalle Industries Inc. Fishkill Quarry	2	70	2	70

Roving Air Monitoring Results	
Odors, Visible Airborne Particulates, Etc.:	None
Action Level Exceedance(s):	None
Maximum Volatile Organic Compound (VOC) Level [parts per million (ppm)]:	0.0
Maximum Particulate Level [milligrams per cubic meter (mg/m^3)]:	0.039

CAMP Air Monitoring Results

CAMP Station	UPWIND	DOWNWIND
Odors:	None	None
VOC Action Level Exceedance(s):	None	None
Particulate Action Level Exceedance(s):	None	None
Maximum VOC level (ppm) 15-min avg:	0.000	0.000
Maximum Particulate Level (mg/m^3) 15-min avg:	0.019	0.031

CAMP Response Actions: None required.

Additional Information

Planned Work	Finish exporting SP-01 and importing additional clean backfill material with placement within the open excavation on southern portion of site.
Comments:	None.

Site Plan

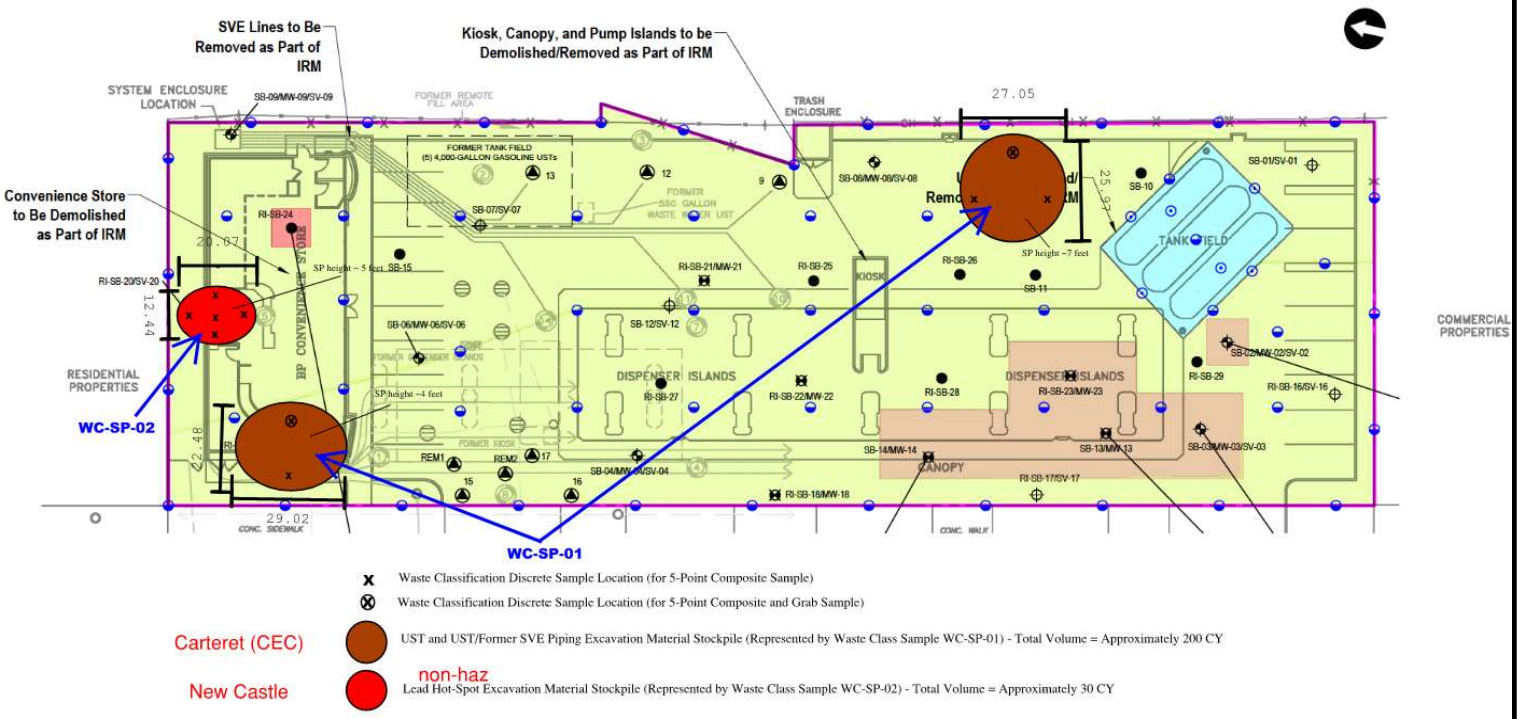
SVE Lines to Be Removed as Part of IRM
Kiosk, Canopy, and Pump Islands to be Demolished/Removed as Part of IRM
SYSTEM ENCLOSURE LOCATION
SB-09/MW-09/SV-09
FORMER REMOTE FILL AREA
TRASH ENCLOSURE
27.05
FORMER TANK FIELD (5) 4,000-GALLON GASOLINE USTs
FORMER 550 GALLON WASTE WATER UST
SB-08/MW-09/SV-08
SB-01/SV-01
SB-10
Convenience Store to Be Demolished as Part of IRM
RI-SB-24
SB-07/SV-07
20.67
SP height ~ 5 feet
SB-15
RI-SB-21/MW-21
RI-SB-25
KIOSK
RI-SB-26
SB-11
SP height ~7 feet
TANK FIELD
25.93
RI-SB-20/SV-20
12.44
SB-06/MW-06/SV-06
SB-12/SV-12
COMMERCIAL PROPERTIES
RESIDENTIAL PROPERTIES
DISPENSER ISLANDS
RI-SB-27
RI-SB-22/MW-22
RI-SB-28
RI-SB-23/MW-23
RI-SB-29
SB-02/MW-02/SV-02
RI-SB-16/SV-16
SP height ~4 feet
WC-SP-02
REM1
REM2
SB-04/MW-04/SV-04
SB-14/MW-14
SB-13/MW-13
SB-03/MW-03/SV-03
CANOPY
RI-SB-17/SV-17
RI-SB-18/MW-18
42.48
29.02
CONC. SIDEWALK
CONC. WALK
WC-SP-01
Waste Classification Discrete Sample Location (for 5-Point Composite Sample)
Waste Classification Discrete Sample Location (for 5-Point Composite and Grab Sample)
Carteret (CEC)
UST and UST/Former SVE Piping Excavation Material Stockpile (Represented by Waste Class Sample WC-SP-01) - Total Volume = Approximately 200 CY
non-haz
New Castle
Lead Hot-Spot Excavation Material Stockpile (Represented by Waste Class Sample WC-SP-02) - Total Volume = Approximately 30 CY

Upwind CAMP Station Data

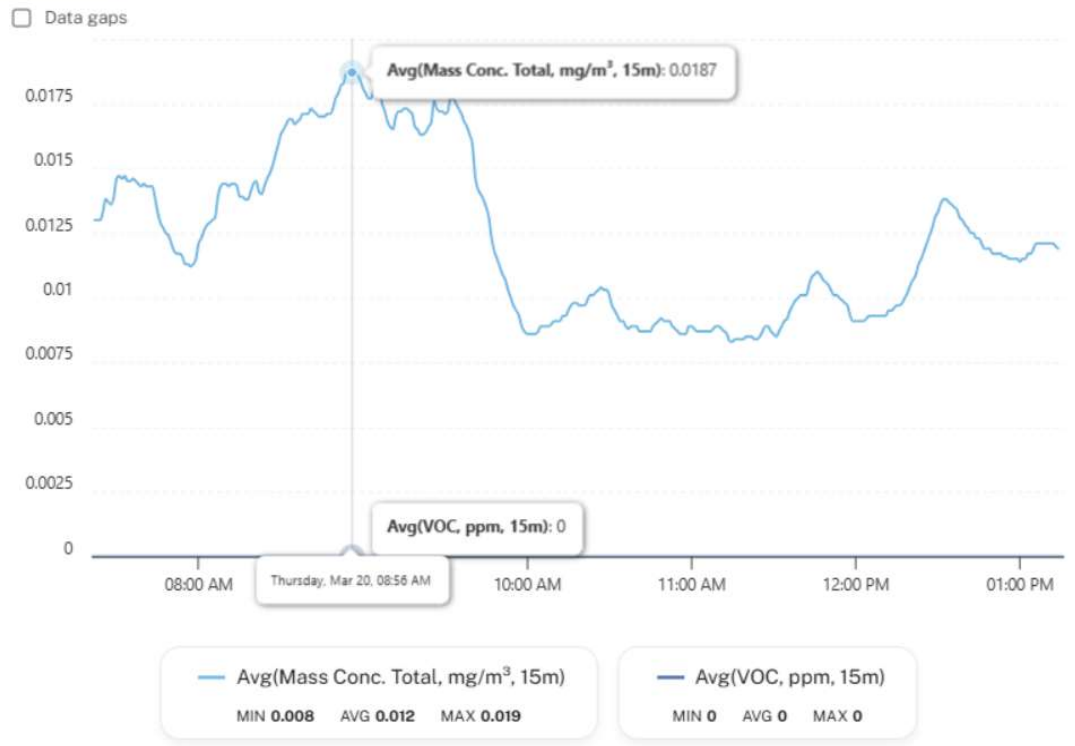

Downwind CAMP Station Data

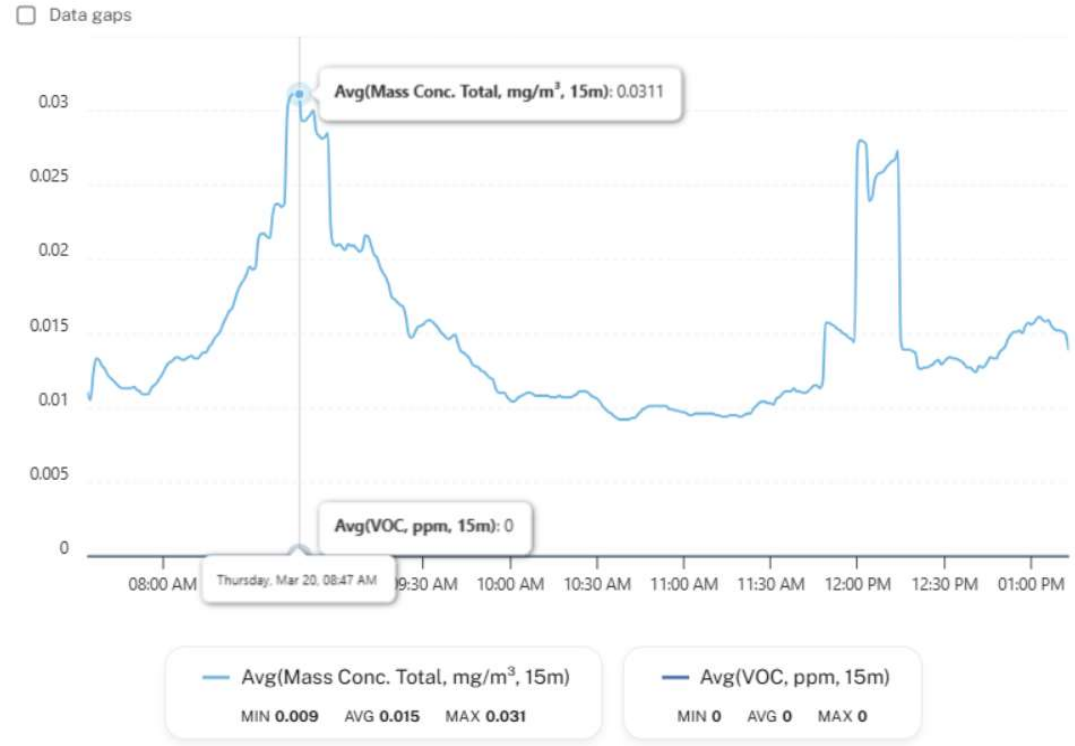

Roving Air Monitoring Log

akrf
440 Park Avenue South, 7th Floor
New York, NY 10016

Roving Air Monitoring Log

Page X of X

Project Name:	350 Grand Concourse	**Date:**	3/20/25
Project Location:	Bronx, NY	**Logged By:**	Sydney Rubin
Project Number:	240979	**Wind Direction:**	SE
Weather:	42-52°F, Haze	**Wind Speed:**	7-13 MPH

Time	On-Site Location	Upwind/ Downwind	Volatiles (ppm)	Particulates (mg/m^3)	Odors	Activity/Comments
0700		DW	0.0	0.011	ND	Background
0730		UW	0.0	~~0.021~~ 0.015 ~~0.021~~	ND	
0800		DW	0.0	0.014	ND	Soil export
0830		UW	0.0	0.020	ND	↓
0900		DW	0.0	0.039	ND	↓
0930		UW	0.0	0.028	ND	backfilling SOG
1000		DW	0.0	0.012	ND	
1030		UW	0.0	0.013	ND	Soil Exporting
1100		DW	0.0	0.010	ND	↓
1130		UW	0.0	0.011	ND	
1200		DW	0.0	0.016	ND	↓
1230		UW	0.0	0.013	ND	backfilling
1300		DW	0.0	0.020	ND	exporting
1330		UW	0.0	0.012	ND	NO work

Work Zone Action Levels

Volatiles (ppm)		Particulates (mg/m^3)	
<5 ppm	Level D	<0.15 mg/m^3 Above Background	Level D
≥5 ppm and ≥ 50 ppm	Level C	≥0.15 mg/m^3 Above Background	Implement Particulate Suppression
> 50 ppm	Stop Work		

Community Action Levels

Volatiles (ppm)		Particulates (mg/m^3)	
>5 ppm Above Background	Stop Work Temporarily, Continue Air Monitoring	>0.1 mg/m^3 Above Background, No Visible Dust Migration	Implement Particulate Suppression, Continue Air Monitoring
>5 ppm and <25 ppm Above Background	Stop Work Temporarily, Identify Vapor Source, Abate Emissions	>0.15 mg/m^3 above background	Stop Work Until Particulate Suppression Reduces Concentrations
>25 ppm Above Background	Stop Work		

Notes: mg/m^3 = micrograms per cubic meter ppm = parts per million
Refer to CAMP for comprehensive action level procedures.

Site Photographs	
Photograph 1 - Importing Item 304 Crushed Stone subbase, to be used for backfilling excavation. View facing south.	
Photograph 2 - Loading truck with SP-02 material to Clean Earth of New Castle. View facing south.	
Photograph 3 - Loading truck with SP-01 material for export to Clean Earth of Carteret. View facing southeast.	

Daily Activity Report

350 Grand Concourse
Bronx, NY
BCP Site No. C203153

General Site Information

Date:	Friday, March 21, 2025
Weather:	Clear, 38-48° F
Wind Direction/Speed:	Northwest @ 19 mph
AKRF Personnel on Site:	S. Rubin
AKRF Equipment on Site:	Mini RAE 3000 Photoionization Detectors [(PID) x3] and DustTrak Aerosol Monitors (x3)
Visitors:	None

Contractor Information

Name	Service
Brookside Environmental, Inc.	Soil Export, Fill import/grading

Description and Location of Work Activities Performed

1. Exported 1 load of SP-01 material to Clean Earth of Carteret. All SP-01 material has been fully-removed from site.
2. Imported 6 loads of Item 304 crushed virgin stone to be used as backfill for open excavations on site. The backfill material was placed in the excavation in the southern part of site, to approximately 3 feet below grade, with slopping on all sides.
3. Decontamination procedures were followed when switching between handling SP-01 and clean backfill material.
4. AKRF performed community air monitoring (CAMP) and work zone air monitoring during the subsurface disturbance work. No exceedance were encountered.
5. IRM activates (removal of stockpiles and partial backfilling) are now complete.

Disposal Tracking

Material and Origin Facility	Daily Truck Loads	Daily Approx. Cubic Yards	Total Truck Loads	Total Approx. Cubic Yards
Clean Earth of Carteret	1	17	11	187
Clean Earth of New Castle	0	0	2	34

Import Tracking

Material and Origin Facility	Daily Truck Loads	Daily Approx. Cubic Yards	Total Truck Loads	Total Approx. Cubic Yards
Item 304 - Thalle Industries Inc. Fishkill Quarry	6	210	8	280

Roving Air Monitoring Results

Odors, Visible Airborne Particulates, Etc.:	None
Action Level Exceedance(s):	None
Maximum Volatile Organic Compound (VOC) Level [parts per million (ppm)]:	0.0
Maximum Particulate Level [milligrams per cubic meter (mg/m^3)]:	0.044

CAMP Air Monitoring Results

CAMP Station	UPWIND	DOWNWIND
Odors:	None	None
VOC Action Level Exceedance(s):	None	None
Particulate Action Level Exceedance(s):	None	None
Maximum VOC level (ppm) 15-min avg:	0.063	0.000
Maximum Particulate Level (mg/m^3) 15-min avg:	0.014	0.021

CAMP Response Actions: None required.

Additional Information

Planned Work Activity for Next Day/Week:	None.
Comments:	None.

Site Plan

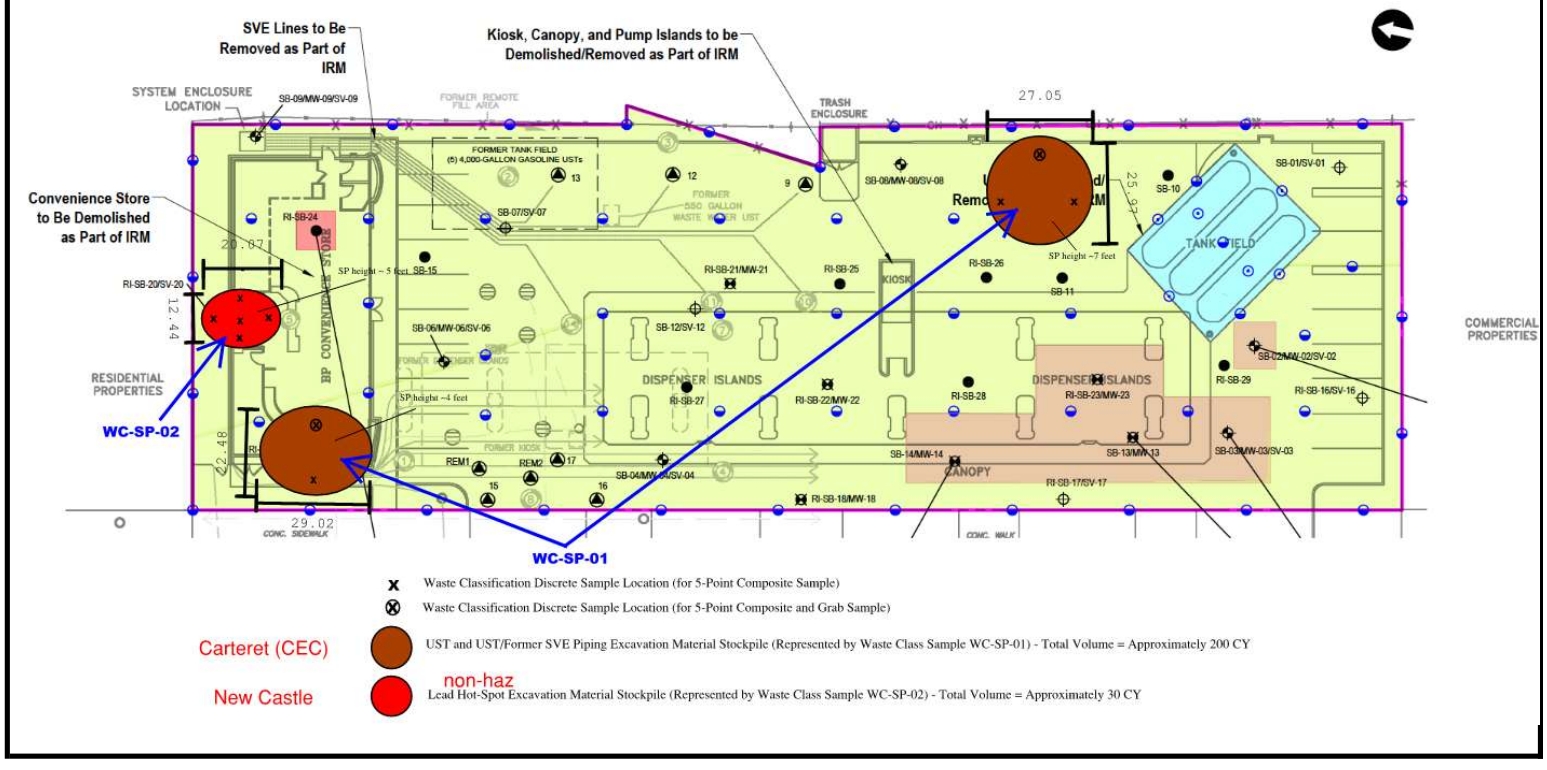
SVE Lines to Be Removed as Part of IRM
Kiosk, Canopy, and Pump Islands to be Demolished/Removed as Part of IRM
SYSTEM ENCLOSURE LOCATION
SB-09/MW-09/SV-09
FORMER REMOTE FILL AREA
TRASH ENCLOSURE
27.05
FORMER TANK FIELD (5) 4,000-GALLON GASOLINE USTs
FORMER 550 GALLON WASTE WATER UST
SB-07/SV-07
SB-08/MW-08/SV-08
SB-01/SV-01
SB-10
Convenience Store to Be Demolished as Part of IRM
RI-SB-24
BP CONVENIENCE STORE
20.87
SP height ~ 5 feet
SB-15
RI-SB-20/SV-20
12.44
RI-SB-21/MW-21
RI-SB-25
KIOSK
RI-SB-26
SB-11
SP height ~7 feet
TANK FIELD
25.93
SB-06/MW-06/SV-06
SB-12/SV-12
COMMERCIAL PROPERTIES
RESIDENTIAL PROPERTIES
DISPENSER ISLANDS
RI-SB-27
RI-SB-22/MW-22
RI-SB-28
RI-SB-23/MW-23
RI-SB-29
SB-02/MW-02/SV-02
RI-SB-16/SV-16
SP height ~4 feet
WC-SP-02
22.48
REM1
REM2
SB-04/MW-04/SV-04
SB-14/MW-14
SB-13/MW-13
SB-03/MW-03/SV-03
CANOPY
RI-SB-17/SV-17
RI-SB-18/MW-18
29.02
CONC. SIDEWALK
CONC. WALK
WC-SP-01
Waste Classification Discrete Sample Location (for 5-Point Composite Sample)
Waste Classification Discrete Sample Location (for 5-Point Composite and Grab Sample)
Carteret (CEC)
UST and UST/Former SVE Piping Excavation Material Stockpile (Represented by Waste Class Sample WC-SP-01) - Total Volume = Approximately 200 CY
New Castle
non-haz
Lead Hot-Spot Excavation Material Stockpile (Represented by Waste Class Sample WC-SP-02) - Total Volume = Approximately 30 CY

Upwind CAMP Station Data

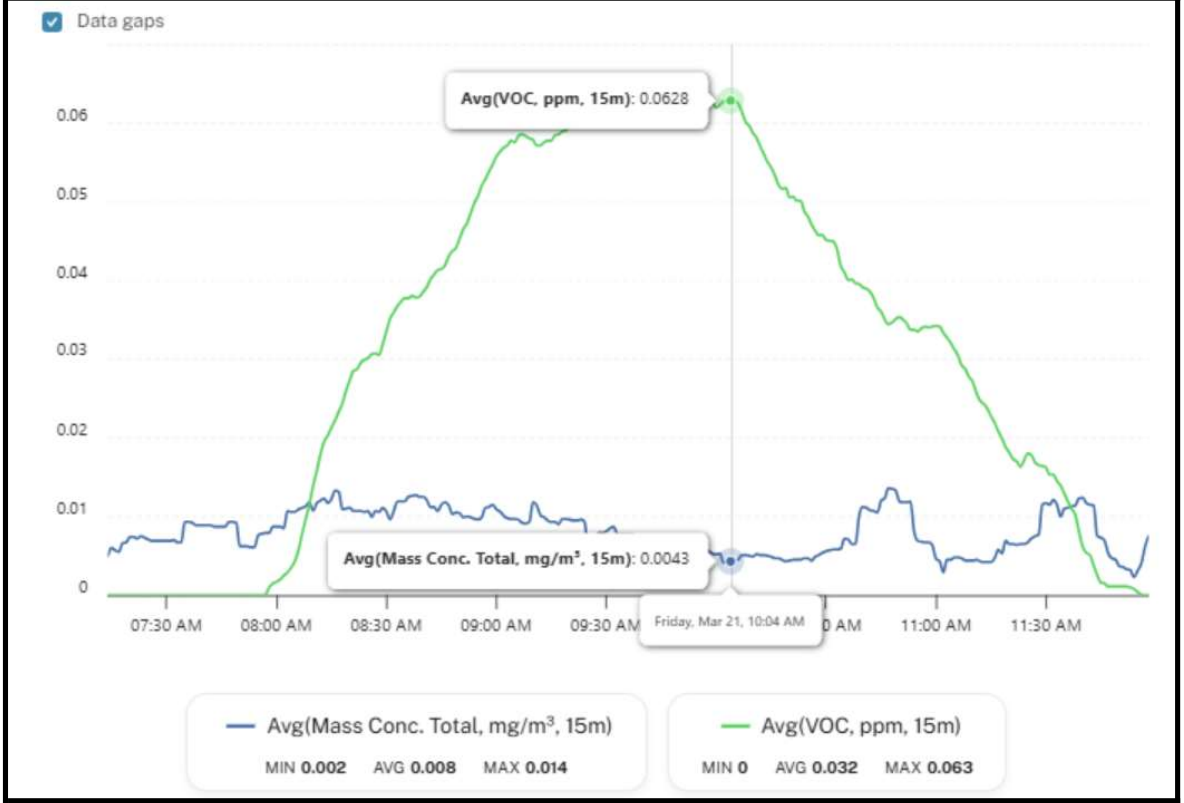

Downwind CAMP Station Data

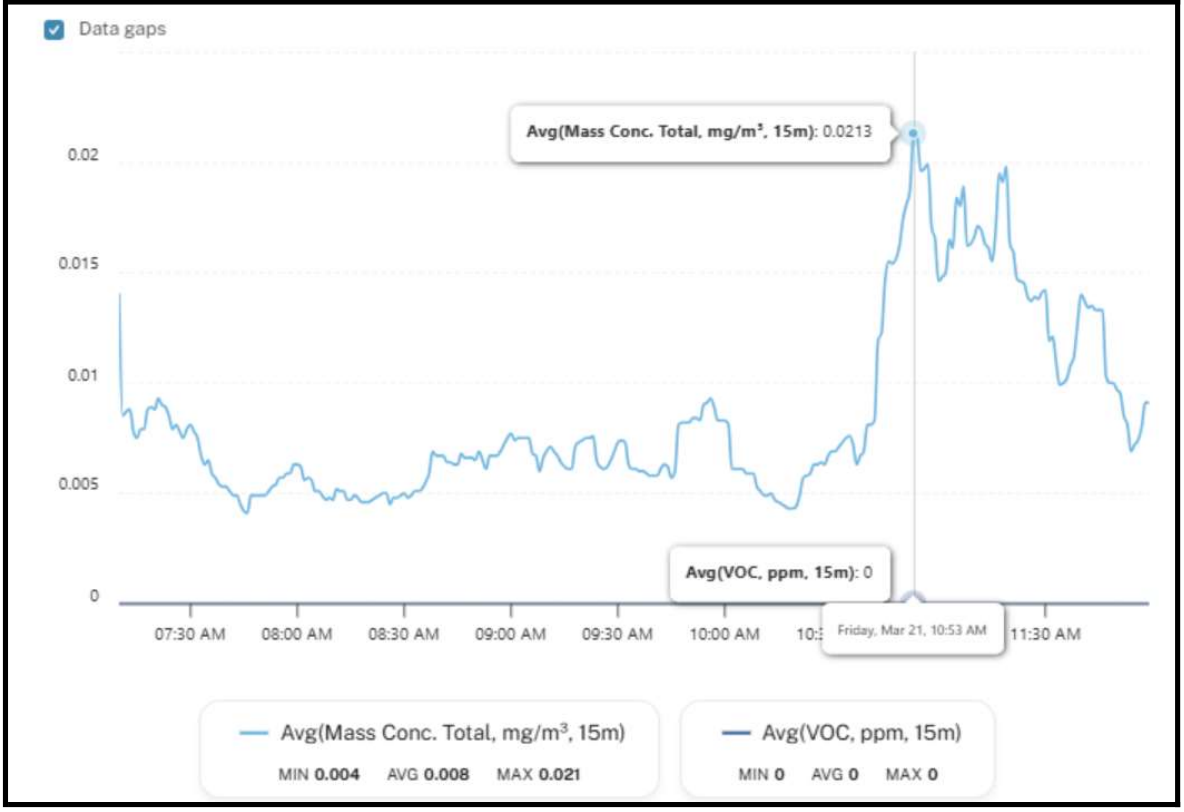

Roving Air Monitoring Log

akrf
440 Park Avenue South, 7th Floor
New York, NY 10016

Roving Air Monitoring Log

Page X of X

Project Name:	350 Grand Concourse	**Date:**	3/21/25
Project Location:	Bronx, NY	**Logged By:**	Sydney Rubin
Project Number:	240979	**Wind Direction:**	NW
Weather:	38-48°F, Clear	**Wind Speed:**	19 MPH

Time	On-Site Location	Upwind/ Downwind	Volatiles (ppm)	Particulates (mg/m^3)	Odors	Activity/Comments
						Background
0700		DW	0.0	0.011	ND	importing backfill/export
0730		UW	0.0	0.019	ND	importing backfill
0800		DW	0.0	0.010	ND	backfilling
0830		UW	0.0	0.022	ND	
0900		DW	0.0	0.0116	ND	
~~1000~~ 0930		UW	0.0	0.014	ND	
~~1030~~ 1000		DW	0.0	0.008	ND	
~~1100~~ 1030		UW	0.0	0.0246	ND	
~~1130~~ 1100		DW	0.0	0.044	ND	
~~1200~~ 1130		UW	0.0	0.030	ND	backfilling
1200		DW	0.0	0.022	ND	No work

SP

Work Zone Action Levels

Volatiles (ppm)		Particulates (mg/m^3)	
<5 ppm	Level D	<0.15 mg/m^3 Above Background	Level D
≥5 ppm and ≥ 50 ppm	Level C	≥0.15 mg/m^3 Above Background	Implement Particulate Suppression
> 50 ppm	Stop Work		

Community Action Levels

Volatiles (ppm)		Particulates (mg/m^3)	
>5 ppm Above Background	Stop Work Temporarily, Continue Air Monitoring	>0.1 mg/m^3 Above Background, No Visible Dust Migration	Implement Particulate Suppression, Continue Air Monitoring
>5 ppm and <25 ppm Above Background	Stop Work Temporarily, Identify Vapor Source, Abate Emissions	>0.15 mg/m^3 above background	Stop Work Until Particulate Suppression Reduces Concentrations
>25 ppm Above Background	Stop Work		

mg/m^3 = micrograms per cubic meter ppm = parts per million

Notes: Refer to CAMP for comprehensive action level procedures.

Site Photographs	
Photograph 1 - Exporting SP-01 material to Clean Earth of Carteret. View facing south.	
Photograph 2 - Importing Item 304 crushed stone material. View facing west.	
Photograph 3 - Excavation hole in southern portion of site backfilled to approximately 3 feet below grade, with sloping up to ground surface, with imported Item 304 crushed stone. View facing east.	

APPENDIX D
PHOTOGRAPHIC LOG



Photograph 1: View of the Site in September 2021 before IRM activities commenced, view facing north.

Photograph 2: Pumping remaining contents from the USTs, view facing north.

Photograph 3: Removal of the concrete slab within the dispenser area in the center of the Site, view facing east.

Photograph 4: Removal of dispenser piping in between the former dispenser pump locations, view facing south.

Photograph 5: Removal of historic SVE system piping, along with a UST fuel line located in former tank field area in the northeastern portion of the Site, view facing west.

Photograph 6: Removal of historic SVE piping along the northeastern portion of the Site, view facing northeast.

Photograph 7: Removal of historic SVE piping along the northeastern portion of the Site, view facing east.

Photograph 8: Loading of C&D for offsite disposal, view facing east.

Photograph 9: Excavation to remove the lead hotspot (non-hazardous) in the northern portion of the Site, view facing northeast.

Photograph 10: View of excavated material and lead hotspot (non-hazardous) stockpiles, view facing west.

Photograph 11: Lead hotspot (non-hazardous) lined with polyethylene sheeting following excavation, view facing north.

Photograph 12: Removal of one of the USTs, view facing northeast.

Photograph 13: Removal of one of the USTs, view facing southeast.

Photograph 14: Cleaning of the center UST, view facing north.

Photograph 15: Cleaned USTs were demolished and placed into a container, view facing west.

Photograph 16: UST excavation lined with polyethylene sheeting following UST removal, view facing south.

Photograph 13: Loading of truck for export of stockpile SP-2 material, view facing south.

Photograph 14: Loading of truck for export of stockpile SP-1 material in northern portion of Site, view facing southeast.

Photograph 15: Import of crushed stone (virgin) for backfill material, view facing west.

Photograph 16: UST excavation following backfill placement in southern portion of site, view facing east.

APPENDIX E
UNDERGROUND STORAGE TANK REMOVAL DOCUMENTATION

TANK CLOSURE REPORT

Environmental, Planning, and Engineering Consultants
440 Park Avenue South
7th Floor
New York, NY 10016
tel: 212 696-0670

November 2, 2023

Shahin Ali
New York State Department of Environmental Conservation
Division of Environmental Remediation
47-40 21st Street
Long Island City, NY 11101

Re: Tank Closure
NYSDEC PBS Facility ID No. 2-600110
NYSDEC BCP Site No. C203153
350 Grand Concourse
Bronx, New York

Dear Mr. Ali:

AKRF, Inc. (AKRF) prepared this tank closure package on behalf of 350 Rising LLC (350 Rising) to summarize the permanent closure and removal of the three out-of-service 12,000-gallon underground storage tanks (USTs) located at 350 Grand Concourse (Tax Block 2341, Lot 42) in the Bronx, NY (the "Site"). The Site is currently registered on the NYSDEC PBS database as Facility ID No. 2-600110 with three out-of-service 12,000-gallon fiberglass gasoline USTs: Tank Nos. 1, 2 and 3. This Site also has two open NYSDEC Spill Nos. 98-14075 and 01-11974.

The package includes the following:

Appendix A – PBS Application
- Updated NYSDEC PBS Application form (PBS Site No.: #2-600110)

Appendix B – Notarized Tank Closure Affidavit
Appendix C – Tank Closure Report
- Tank removal activities, endpoint sampling, site plan and sampling figure, laboratory analytical results and summary tables, disposal manifests and photographic log.

If additional information is requested to close-out the USTs, please contact Deborah at dshapiro@akrf.com or Gregory at gbaird@akrf.com.

Sincerely,

Deborah Shapiro, QEP
Senior Vice President

Gregory Baird
Technical Director

cc: Peter Fine, Jared Simon, Josh Bartlett, Nicole Anderson – 350 Rising LLC
George Duke – Connell Foley LLP
Scott Caporizzo - AKRF

ATTACHMENT A
PBS APPLICATION

New York State Department of Environmental Conservation
Division of Environmental Remediation

Petroleum Bulk Storage Application

Pursuant to the Environmental Conservation Law: Article 17, Title 10; and
Regulations 6 NYCRR Part 613 and 6 NYCRR Subpart 374-2

(Please Type or Print Clearly and Complete All Items for Sections A, B & C)

Return Completed Form & Fees To:

NYSDEC
625 Broadway
Albany, NY 12233-7020

PBS Number: 2-600110

Expiration Date:

Section A - Facility/Property Owner/Contact Information

Transaction Type: 3

1) Initial/New Facility
2) Change of Ownership
3) Tank Installation, Closing, or Repair
4) Information Correction
5) Renewal

FACILITY

Facility Name: 350 Rising LLC

Tax Map Info

Facility Address (Physical Address, No P.O. Boxes): 350 Grand Concourse

Block: 2341

Facility Address (cont.):

Lot: 42

City: Bronx | State: NY | ZIP Code: 10451

County: Bronx | Township/City: New York City | Facility Phone Number: 631-462-2226

Facility Operator: Island Pump & Tank Corp.
40 Doyle Court
East Northport, NY 11731
631-462-2226

TYPE OF PETROLEUM FACILITY (Check only one)

- ☐ 01=Storage Terminal/Petrol. Distributor
- ☐ 02=Retail Gasoline Sales
- ☐ 03=Other Retail Sales
- ☐ 04=Manufacturing
- ☐ 05=Utility
- ☐ 06=Trucking/Transportation/Fleet
- ☐ 07=Apartment/Office Building
- ☐ 08=School
- ☐ 09=Farm
- ☐ 10=Private Residence
- ☐ 11=Airline/Air Taxi/Airport
- ☐ 12=Chemical Distributor
- ☐ 13=Municipality
- ☐ 15=Railroad
- ☐ 25=Auto Service/Repair (No Gasoline Sales)
- ☐ 28=Cemetery/Memorial
- ☐ 26=Religious (Church, Synagogue, Mosque, Temple, etc.)
- ☐ 27=Hospital/Nursing Home/Health Care
- ☐ 52=Marina
- 53=Nuclear Power Plant
- ☒ 99=Other (Specify): Vacant property preparing for redevelopment construction

Emergency Contact Name: Peter Fine | Emergency Telephone Number: 212-620-0500

NOTE:

Fill in Property Owner information here....>>>

Indicate Tank Owner in Section C.

OWNER

Facility (Property) Owner (from Deed): 350 Rising LLC

Facility Owner Address (Street and/or P.O. Box): 450 West 14th Street, 8th Floor

City: New York | State: NY | ZIP Code: 10014

Owner Telephone Number: 212-620-0500

Type of Owner (check only one):

- 1 ☐ Private Resident
- 2 ☐ State Government
- 3 ☐ Local Government
- 4 ☐ Federal Government
- 5 ☒ Corporate/Commercial/Other

I hereby certify, under penalty of law, that all of the information provided on this form is true and correct. False statements made herein may be punishable as a criminal offense and/or a civil violation in accordance with applicable state and federal law.

Name of Owner or Authorized Representative: Peter Fine | Amount Enclosed: $ 0

Title: Managing Partner

Signature: | Date: 7/10/23

CORRESPONDENCE

Official Use Only
Date Received: ___/___/___
Date Processed: ___/___/___
Amount Received: $_____
Reviewed By: _____

Rev. 6/26/2019

(Please keep this information up to date.)

Facility Contact Person Name: Peter Fine

Contact Person Company Name: 350 Rising LLC

Address: 450 West 14th Street, 8th Floor

Address (cont.):

City/State/ZIP Code: New York, NY 10014

Tel. Number: 212-620-0500 | eMail Address: pfine@atlanticdevgroup.com

PBS Number:
2-600110

Section B - Tank Information

(Please use the key located on the last page to complete each item/column)

Registration Expiration Date:

(1) Action	(2) Tank Number	(3) Tank Location	(4) Status	(5) Installation, out-of-service, or Permanent ClosureDate (mm/dd/yyyy) **Application will be returned if blank**	(6) Capacity (Gallons)	(7) Product Stored (If Gasoline w/ethanol or Biodiesel, list % additive)	(8) Tank Type	(9) Tank Internal Protection	(10) Tank External Protection	(11) Tank Secondary Containment	(12) Tank Leak Detection	(13) Tank Overfill Prevention	(14) Tank Spill Prevention	(15) Pumping/Dispensing Method	(16) Piping Location	(17) Piping Type	(18) Piping External Protection	(19) Piping Secondary Containment	(20) Piping Leak Detection	(21) Under Dispenser Containment (UDC) (Check box if present)
3	1	5	3	10/28/2022	12,000	2712 10	06	03	04	04	01 05	02 03	01	01	02	11	08	04	01 07	☐
3	2	5	3	10/28/2022	12,000	2712 10	06	03	04	04	01 05	02 03	01	01	02	11	08	04	01 07	☐
3	3	5	3	10/28/2022	12,000	2712 10	06	03	04	04	01 05	02 03	01	01	02	11	08	04	01 07	☐
																				☐
																				☐
																				☐
																				☐
																				☐
																				☐
																				☐
																				☐
																				☐
																				☐
																				☐
																				☐
																				☐
																				☐
																				☐
																				☐
																				☐
																				☐
																				☐

Note: If you need to add tanks to your registration, write them in using blank lines above. Attach additional sheets as needed. Blank Section B is available at http:/www.dec.ny.gov/docs/remediation_hudson_pdf/pbsrenewal.pdf

PBS Number: 2-600110

Petroleum Bulk Storage Application

Section C - Tank Ownership Information (for PBS tanks listed in Section B

Tank Owner Information

[X] Check box if same as Facility (Property) Owner.
If tank owner is different from property owner, fill out information below:

Tank Owner Name (Company/Individual):

Contact Person:

Tank Owner Address:

City: | State: | ZIP:

Contact Person Telephone Number: | Contact Person email:

Specific Tanks Owned

[X] Check box if this owner owns all tanks at this facility.
If not, list tanks owned by this owner below:

Tank Number:

Name of Class B (Daily On-Site) Operator: | Authorization No:

Name of Class A (Primary) Operator: | Authorization No:

Tank Owner Information

[ ] Check box if same as Facility (Property) Owner.
If tank owner is different from property owner, fill out information below:

Tank Owner Name (Company/Individual):

Contact Person:

Tank Owner Address:

City: | State: | ZIP:

Contact Person Telephone Number: | Contact Person email:

Specific Tanks Owned

[ ] Check box if this owner owns all tanks at this facility.
If not, list tanks owned by this owner below:

Tank Number:

Name of Class B (Daily On-Site) Operator: | Authorization No:

Name of Class A (Primary) Operator: | Authorization No:

PETROLEUM BULK STORAGE APLICATION - SECTION B - TANK INFORMATION - CODE KEYS

Action (1)

1. Initial Listing
2. Add Tank
3. Close/Remove Tank
4. Information Correction
5. Repair/Reline Tank

Tank Location (3)

1. Aboveground-contact w/soil
2. Aboveground-contact w/ impervious barrier
3. Aboveground on saddles, legs, stilts, rack or cradle
4. Partially buried tank (tank with 10% or more below ground)
5. Underground including vaulted with no access for inspection
6. Aboveground in Subterranean Vault w/access for inspections

Status (4)

1. In-service
2. Out-of-service
3. Closed-Removed
4. Closed- In Place
5. Tank converted to Non-Regulated use

Products Stored (7)

Heating Oils: On-Site Consumption

0001. #2 Fuel Oil
0002. #4 Fuel Oil
0259. #5 Fuel Oil
0003. #6 Fuel Oil
0012. Kerosene
0591. Clarified Oil
2711. Biodiesel (Heating)
2642. Used Oil (Heating)

Heating Oils: Resale/ Redistribution

2718. #2 Fuel Oil
2719. #4 Fuel Oil
2720. #5 Fuel Oil
2721. #6 Fuel Oil
2722. Kerosene
2723. Clarified Oil

Motor Fuels

0009. Gasoline
2712. Gasoline/Ethanol
0008. Diesel
2710. Biodiesel
0011. Jet Fuel
1044. Jet Fuel (Biofuel)
2641. Aviation Gasoline

Emergency Generator Fuels

0001. #2 Fuel Oil
2730. Biodiesel (E-Gen)
2731. Diesel (E-Gen)

Lubricating/Cutting Oils

0013. Lube Oil
0015. Motor Oil
1045. Gear/Spindle Oil
0010. Hydraulic Oil
0007. Cutting Oil
0021. Transmission Fluid
1836. Turbine Oil
0308. Petroleum Grease

Oils Used as Building Materials

2626. Asphaltic Emulsions
0748. Form Oil

Petroleum Spirits

0014. White/Mineral Spirits
1731. Naptha

Mineral/Insulating Oils

0020. Insulating Oil (e.g., Transformer, Cable Oil)
2630. Mineral Oil

Waste/Used/Other Oils

0022 Waste/Used Oil
9999. Other-Please list:*

Crude Oil

0006. Crude Oil
0701. Crude Oil Fractions

Tank Type (8)

01. Steel/Carbon Steel/Iron
02. Galvanized Steel Alloy
03. Stainless Steel Alloy
04. Fiberglass Coated Steel
05. Steel Tank in Concrete
06. Fiberglass Reinforced Plastic (FRP)
07. Plastic
08. Equivalent Technology
09. Concrete
10. Urethane Clad Steel
99. Other-Please list:*

Internal Protection (9)

00. None
01 Epoxy Liner
02. Rubber Liner
03. Fiberglass Liner (FRP)
04. Glass Liner
99. Other-Please list:*

External Protection (10/18)

00. None
01. Painted/Asphalt Coating
02. Original Sacrificial Anode
03. Original Impressed Current
04. Fiberglass
05. Jacketed
06. Wrapped (Piping)
07 Retrofitted Sacrificial Anode
08. Retrofitted Impressed Current
09. Urethane
99. Other-Please list:*

Tank Secondary Containment (11)

00. None
01. Diking (AST Only)
02. Vault (w/access)
03. Vault (w/o access)
04. Double-Walled (UST Only)
05. Synthetic Liner
06. Remote Impounding Area
07. Excavation Liner
09. Modified Double-Walled (AST Only)
10. Impervious Underlayment (AST Only)**
11. Double Bottom (AST Only)**
12. Double-Walled (AST Only)
99. Other - Please list*

Tank Leak Detection (12)

00. None
01. Interstitial Electronic Monitoring
02. Interstitial Manual Monitoring
03. Vapor Well
04. Groundwater Well
05. In-Tank System (Auto Tank
06. Impervious Barrier/Concrete Pad (AST Only)
07. Statistical Inventory Reconciliation (SIR)
08. Weep holes in vaults with no access for inspection
99. Other-Please list: *

Overfill Protection (13)

00. None
01. Float Vent Valve
02. High Level Alarm
03. Automatic Shut-Off
04. Product Level Gauge (AST Only)
05. Vent Whistle
99. Other-Please list:*

Spill Prevention (14)

00. None
01. Catch Basin
99. Other-Please list:*

Pumping/Dispensing Method (15)

00. None
01. Presurized Dispenser
02. Suction Dispenser
03. Gravity
04. On-Site Heating System (Suction)
05. On-Site Heating System (Supply/Return)
06. Tank-Mounted Dispenser
07. Loading Rack/Transfer Pump

Piping Location (16)

00. No Piping
01. Aboveground
02. Underground/On-ground
03. Aboveground/Underground Combination

Piping Type (17)

00. None
01. Steel/Carbon Steel/Iron
02. Galvanized Steel
03. Stainless Steel Alloy
04. Fiberglass Coated Steel
05. Steel Encased in Concrete
06. Fiberglass Reinforced Plastic (FRP)
07. Plastic
08. Equivalent Technology
09. Concrete
10. Copper
11. Flexible Piping
99. Other-Please list:*

Piping Secondary Containment (19)

00. None
01. Diking (Aboveground Only)
02. Vault (w/access)
04. Double-Walled (Underground Only)
06. Remote Impounding Area
07. Trench Liner
12. Double-Walled (Aboveground Only)
99. Other-Please list: *

Pipe Leak Detection (20)

00. None
01. Interstitial Electronic Monitoring
02. Insterstitial Manual Monitoring
03. Vapor Well
04. Groundwater Well
07. Pressurized Piping Leak Detector
09. Exempt Suction Piping
10. Statistical Inventory Reconciliation (SIR)
99. Other-Please list:*

Under Dispenser Containment (UDC) (21)

Check Box if Present

. . . . . .

* If other, please list on a separate sheet including tank number,

** Each of these codes must be combined with code 01 or 06 to meet compliance requirements.

ATTACHMENT B

NOTARIZED TANK CLOSURE AFFIDAVIT

MERCURY TANK & PUMP SERVICE, INC.

88 Cabot Road
Massapequa, N.Y. 11758
(917) 559-5519

New York City Fire Department
Bulk Safety Unit
9 Metrotech
Brooklyn, N.Y.11201

Re: 350 Grand Concourse Bronx; permanent removal of three 12,000 gallon underground gasoline tanks

AFFIDAVIT

In accordance with FC 3404-01 (d), the permanent removal of three 12,000 gallon underground gasoline tanks at 350 Grand Concourse Bronx has been completed.

1) The contents of the tanks were completely removed.
2) The tanks were thoroughly cleaned and purged of combustible vapors
3) All pipes were removed
4) The fill boxes were removed
5) The tanks were removed and disposed of off site
6) This work was completed on 28, October 2022

Sincerely

Mark Salamack
Underground Tank Installer
Certificate of License #80151715 (Expires 16, June 2024)

LASSALLE BEST JR
Notary Public, State of New York
No. 24-0279100
Qualified in Queens County
Commission Expires March 30, 2025

Sworn before me this 12 day of DECEMBER ,2022

Notary Public

ATTACHMENT C

TANK CLOSURE REPORT

Environmental, Planning, and Engineering Consultants
440 Park Avenue South
7th Floor
New York, NY 10016
tel: 212 696-0670
fax: 212 213-3191
www.akrf.com

February 2, 2023

Mr. Steven Walsh
New York State Department of Environmental Conservation
Division of Environmental Remediation
625 Broadway
Albany, New York 12233

Re: NYSDEC PBS Facility ID No. 2-600110
NYSDEC BCP Site No. C203153
350 Grand Concourse
Bronx, New York

Dear Mr. Walsh:

AKRF, Inc. (AKRF) prepared this letter report on behalf of 350 Rising LLC (350 Rising) to document the permanent removal of the three out-of-service 12,000-gallon underground storage tanks (USTs) located at 350 Grand Concourse (Tax Block 2341, Lot 42) in the Bronx, NY (the "Property"). A Site Plan depicting the UST locations is included as Figure 1. The Site is currently registered on the NYSDEC Petroleum Bulk Storage (PBS) database as Facility ID No. 2-600110 with three out-of-service 12,000-gallon fiberglass gasoline USTs: Tank Nos. 1, 2 and 3.

UST Closure and Soil Endpoint Sampling

On October 24, 2022, AKRF oversaw the removal of the subsurface UST piping components (including sump pits and fuel lines) by Environmental Consulting and Management Services (ECMS) of New City, New York and Clear River Environmental (CRE) of Ronkonkoma, New York. Approximately 400 gallons of contents (gasoline and water) were removed from the three USTs by AARCO environmental Services of Deer Park, New York and transported to Advanced Wastewater Treatment Corp. (AWWT), Farmingdale, New York. On October 27 and 28, 2022, AKRF oversaw the removal of the three USTs as they were removed from the subsurface by CRE under the direction of Mercury Tank & Pump Service, Inc. (Mercury) of Massapequa, New York, a New York City Fire Department Licensed UST Installer/Remover. The USTs were placed on plastic, purged of vapors, and the interiors thoroughly cleaned of residual petroleum to facilitate their disposal as construction and demolition (C&D) debris. An additional 175 gallons of gasoline and water mixture was removed from the USTs and transported to AWWT.

Following removal of the three 12,000-gallon USTs from the subsurface, the tank graves were field-screened with a photoionization detector (PID) for evidence of contamination. There were minimal PID readings but no indications of a petroleum release was observed. No holes, cracks or pitting were observed in the tank carcasses. The tank carcasses were transported off-site for disposal by Castle Sanitation Corp.

UST post excavation sampling was completed in accordance with DER-10, with the collected of six soil sidewall endpoint samples (IRM-EX-024 through IRM-EX-029) at a depth of 7.5 feet below grade: one from each of four sidewalls, with an additional sample collected from the eastern and western sidewalls. Due to the presence of a thick underlying concrete slab, collection of bottom endpoint samples was not feasible. As the Site is enrolled in the Brownfield Cleanup Program (BCP), removal of the former concrete slab and collection of bottom endpoint samples will be conducted at a later date as part of the NYSDEC-approved Interim Remedial Measures Work Plan (IRMWP). The collected samples were submitted to Eurofins-TestAmerica Laboratories, Inc., a New York State Department of Health (NYSDOH) Environmental Laboratory Approval Program (ELAP)-certified laboratory analysis for the NYSDEC Commissioner's Policy (CP)-51 List of VOCs by EPA Method 8260 and semi-volatile organic compounds (SVOCs) by EPA Method 8270.

Disposal manifests, tank removal affidavits and a fiberglass tank, piping and dispenser sump disposal manifest, provided by ECMS, to document the tank closure activities is provided in Attachment A. A photographic log documenting the activities is included as Attachment B.

Laboratory Analytical Results

Analytical results were compared to the NYSDEC CP-51 Supplemental Soil Cleanup Objectives (SCOs), as outlined in DER-10. Tables of the laboratory data are provided as Tables 1 and 2. A summary of the results is provided below:

Soil - VOCs

No VOCs were detected in any of the soil samples analyzed.

Soil - SVOCs

Four polyaromatic hydrocarbons (PAHs), a subset of SVOCs, including benzo(a)anthracene [1.2 milligrams per kilogram (mg/kg)], benzo(b)fluoranthene (max. 1.2 mg/kg), chrysene (1.2 mg/kg) and indeno(1,2,3-c,d)pyrene (max. 0.64 mg/kg) were detected at concentrations exceeding their SCOs in up to two samples (IRM-EX-024 and IRM-EX-027), the northeastern and southwestern sidewalls respectively.

Conclusion

Barring NYSDEC comments or questions regarding these findings, AKRF is hereby requesting that the NYSDEC PBS Facility registration be updated to revise Tanks No. 1, 2 and 3 descriptions to "Closed-Removed". An updated PBS application is attached as Attachment C.

Please contact Deborah at dshapiro@akrf.com or Greg at gbaird@akrf.com if you have any questions.

Sincerely,

Deborah Shapiro, QEP
Senior Vice President

Gregory Baird
Technical Director

cc: Peter Fine, Jared Simon, Josh Bartlett, Nicole Anderson – 350 Rising LLC
George Duke – Connell Foley LLP
Scott Caporizzo - AKRF

Enc.

Figure 1 – Site Plan
Tables 1 and 2 – CP-51 VOCs and SVOCs
Attachment A – UST Closure Documentation
Attachment B – Photographic Log
Attachment C – Updated NYSDEC PBS Application

FIGURE

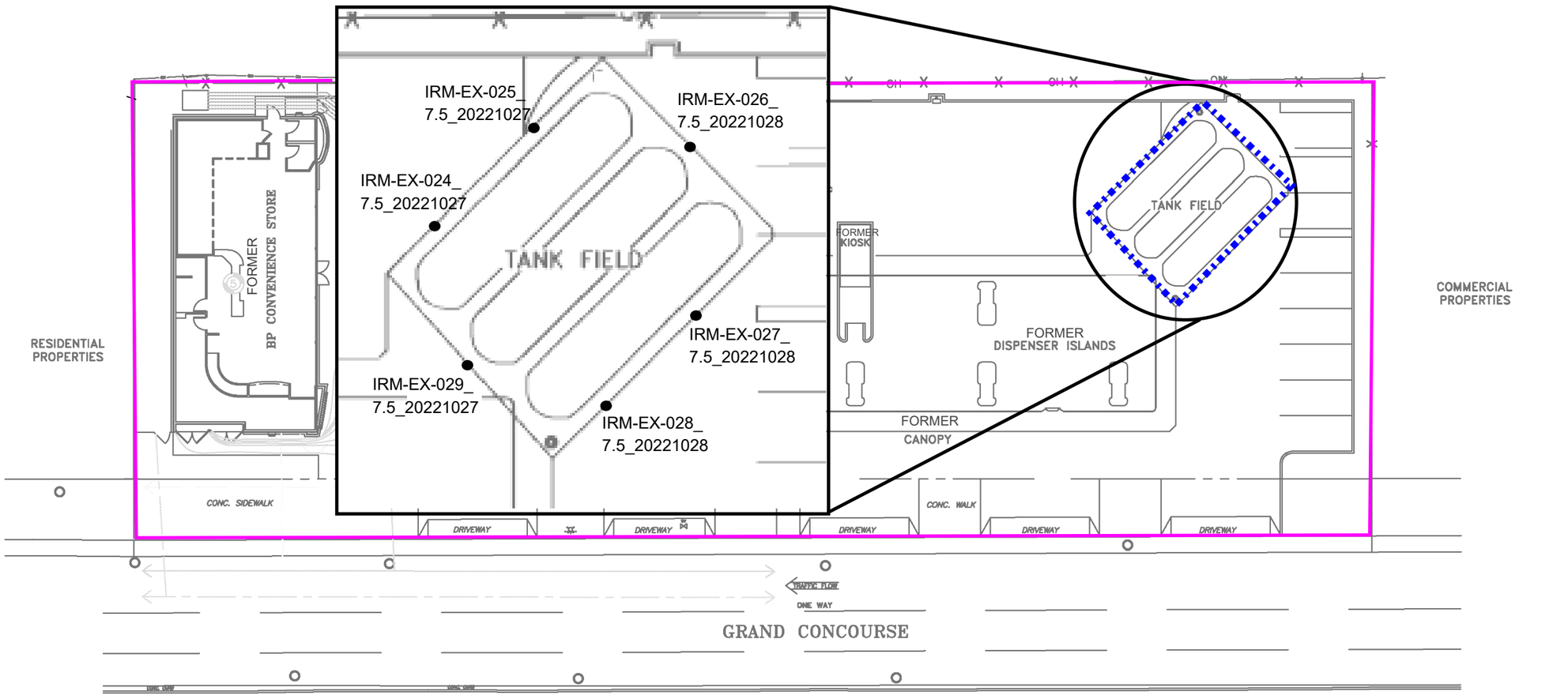

LEGEND

- PROJECT SITE BOUNDARY
- ENDPOINT SAMPLE LOCATIONS
- APPROXIMATE LOCATION OF THREE OUT OF SERIVCE 12,000-GALLON GASOLINE USTs

0 15 30 60

SCALE IN FEET

Map Source:
EnviroTrac "370 Grand Concourse Bronx, New York - Site Plan", Figure 2, Dated April 16, 2019.

AKRF
440 Park Avenue South, New York, NY 10016

350 Grand Concourse
Bronx, New York

UST SAMPLE PLAN

DATE
2/2/2023

PROJECT NO.
210258

FIGURE
1

TABLES

Table 1
350 Rising LLC
350 Grand Concourse, Bronx, NY
UST Endpoint Soil Analytical Results
Volatile Organic Compounds (VOCs)

AKRF Sample ID		IRM-EX-024_7.5_20221027	IRM-EX-025_7.5_20221027	IRM-EX-026_7.5_20221028	IRM-EX-027_7.5_20221028	IRM-EX-028_7.5_20221028	IRM-EX-029_7.5_20221027
Laboratory Sample ID		460-268322-1	460-268322-2	460-268413-1	460-268413-3	460-268413-2	460-268322-4
Date Sampled		10/27/2022	10/27/2022	10/28/2022	10/28/2022	10/28/2022	10/27/2022
Unit		mg/kg	mg/kg	mg/kg	mg/kg	mg/kg	mg/kg
Dilution Factor		1	1	1	1	1	1
Compound	CP-51 Supplemental SCO						
1,2,4-Trimethylbenzene	3.6	0.0011 U	0.0012 U	0.0012 U	0.0012 U	0.00098 U	0.0013 U
1,3,5-Trimethylbenzene	8.4	0.0011 U	0.0012 U	0.0012 U	0.0012 U	0.00098 U	0.0013 U
4-Isopropyltoluene	10	0.0011 U	0.0012 U	0.0012 U	0.0012 U	0.00098 U	0.0013 U
Benzene	0.06	0.0011 U	0.0012 U	0.0012 U	0.0012 U	0.00098 U	0.0013 U
Ethylbenzene	1	0.0011 U	0.0012 U	0.0012 U	0.0012 U	0.00098 U	0.0013 U
Isopropylbenzene	2.3	0.0011 U	0.0012 U	0.0012 U	0.0012 U	0.00098 U	0.0013 U
Methyl tert-butyl ether	0.93	0.0011 U	0.0012 U	0.0012 U	0.0012 U	0.00098 U	0.0013 U
Naphthalene	12	0.0017 U	0.0018 U	0.0017 U	0.0018 U	0.0015 U	0.002 U
n-Butylbenzene	12	0.0011 U	0.0012 U	0.0012 U	0.0012 U	0.00098 U	0.0013 U
N-Propylbenzene	3.9	0.0011 U	0.0012 U	0.0012 U	0.0012 U	0.00098 U	0.0013 U
sec-Butylbenzene	11	0.0011 U	0.0012 U	0.0012 U	0.0012 U *	0.00098 U *	0.0013 U
tert-Butylbenzene	5.9	0.0011 U	0.0012 U	0.0012 U	0.0012 U	0.00098 U	0.0013 U
Toluene	0.7	0.0011 U	0.0012 U	0.0012 U	0.0012 U	0.00098 U	0.0013 U
Xylenes, Total	0.26	0.0022 U	0.0024 U	0.0023 U	0.0024 U	0.002 U	0.0026 U

Table 2
350 Rising LLC
350 Grand Concourse, Bronx, NY
UST Endpoint Soil Analytical Results
Semiolatile Organic Compounds (SVOCs)

AKRF Sample ID		IRM-EX-024_7.5_20221027	IRM-EX-025_7.5_20221027	IRM-EX-026_7.5_20221028	IRM-EX-027_7.5_20221028	IRM-EX-028_7.5_20221028	IRM-EX-029_7.5_20221027
Laboratory Sample ID		460-268322-1	460-268322-2	460-268413-1	460-268413-3	460-268413-2	460-268322-4
Date Sampled		10/27/2022	10/27/2022	10/28/2022	10/28/2022	10/28/2022	10/27/2022
Unit		mg/kg	mg/kg	mg/kg	mg/kg	mg/kg	mg/kg
Dilution Factor		1	1	1	1	1	1
Compound	CP-51 Supplemental SCO						
Acenaphthene	20	0.025 J	0.35 U	0.36 U	0.027 J	0.018 J	0.34 U
Acenaphthylene	100	0.14 J	0.057 J	0.13 J	0.081 J	0.088 J	0.34 U
Anthracene	100	0.27 J	0.092 J	0.083 J	0.17 J	0.098 J	0.049 J
Benzo[a]anthracene	1	1.2	0.44	0.25	0.84	0.46	0.22
Benzo[a]pyrene	1	1	0.46	0.3	0.85	0.5	0.25
Benzo[b]fluoranthene	1	1.2	0.62	0.43	1.2	0.7	0.31
Benzo[g,h,i]perylene	100	0.51	0.3 J	0.21 J	0.39	0.26 J	0.16 J
Benzo[k]fluoranthene	0.8	0.49	0.23	0.11	0.3	0.17	0.13
Chrysene	1	1.2	0.39	0.26 J	0.71	0.44	0.2 J
Dibenz(a,h)anthracene	0.33	0.16	0.1	0.069	0.12	0.089	0.062
Fluoranthene	100	1.5	0.67	0.4	1.5	0.74	0.31 J
Fluorene	30	0.05 J	0.025 J	0.36 U	0.37 U	0.37 U	0.34 U
Indeno[1,2,3-cd]pyrene	0.5	0.64	0.4	0.24	0.52	0.33	0.18
Naphthalene	12	0.043 J	0.023 J	0.36 U	0.37 U	0.026 J	0.34 U
Phenanthrene	100	0.67	0.33 J	0.19 J	0.59	0.26 J	0.16 J
Pyrene	100	2.1	0.69	0.38	1.4	0.76	0.33 J

Tables 1-2
350 Rising LLC
350 Grand Concourse, Bronx, NY
UST Endpoint Soil Analytical Results
Notes

DEFINITIONS

J : The concentration given is an estimated value.

NS : No standard.

P : Indicates a pesticide/aroclor target analyte had a percent difference greater than 25% between the two gc columns. The lower of the two results is reported.

U : The analyte was not detected at the indicated concentration.

*** :** LCS or LCSD is outside acceptance limits.

mg/kg : milligrams per kilogram

STANDARDS

CP-51 Soil Cleanup Objectives : Supplemental Soil Cleanup Objectives (SCOs) listed in Table 1 of the New York State Department of Environmental Conservation (NYSDEC) "CP-51/Soil Cleanup Guidance."

Exceedances of CP-51 Supplemental SCOs are highlighted in bold font.

ATTACHMENT A

UST CLOSURE DOCUMENTATION

MERCURY TANK & PUMP SERVICE, INC.

88 Cabot Road
Massapequa, N.Y. 11758
(917) 559-5519

New York City Fire Department
Bulk Safety Unit
9 Metrotech
Brooklyn, N.Y.11201

Re: 350 Grand Concourse Bronx; permanent removal of three 12,000 gallon underground gasoline tanks

AFFIDAVIT

In accordance with FC 3404-01 (d), the permanent removal of three 12,000 gallon underground gasoline tanks at 350 Grand Concourse Bronx has been completed.

1) The contents of the tanks were completely removed.
2) The tanks were thoroughly cleaned and purged of combustible vapors
3) All pipes were removed
4) The fill boxes were removed
5) The tanks were removed and disposed of off site
6) This work was completed on 28, October 2022

Sincerely

Mark Salamack
Underground Tank Installer
Certificate of License #80151715 (Expires 16, June 2024)

LASSALLE BEST JR
Notary Public, State of New York
No. 24-0279100
Qualified in Queens County
Commission Expires March 30, 2025

Sworn before me this 12 day of DECEMBER ,2022

Notary Public

Rolloff Bill of Lading Tickets

10/25/22
10/26/22
10/28/22
11/23/22

CASTLE SANITATION CORP.
6600 QUEENS MIDTOWN EXPRESSWAY
MASPETH, NY 11378
718-424-0300

CUSTOMER COPY

Schedule Time:	CUSTOMER INFORMATION	
CUSTOMER NAME:		S/O#:
CLIENT JOB#:		Route: Date Serviced: 10/25/2022
SITE NAME:		PO#:
SITE ADDRESS: 330 Grandcanal		PHONE#:
SITE CONTACT:		

SERVICE INFORMATION		
SERVICE TYPE: Roll/OFF 40	MINIS QTY: 1.00	Brick/Concrete/Masonry %
ACTIVITY: DROP/OFF	SIZE: 30 Yd	Clean Dirt %
DRIVER: AJ	BOX IN: 451	Clean Wood %
TIME IN: 9:30 AM	BOX OUT: —	Metal %
TIME OUT: 9:45 AM		Cardboard/Paper/Plastic %
MASONRY/CONCRETE/DIRT ☐		Plastic %
FULL PACKER LOAD: ☐	W/Order NOTE:	Residual Waste %
		Sheetrock %

CUSTOMER NAME (PRINT)	CUSTOMER SIGNATURE:

CASTLE SANITATION CORP.
6600 QUEENS MIDTOWN EXPRESSWAY
MASPETH, NY 11378
718-424-0300

CUSTOMER COPY

Schedule Time:	CUSTOMER INFORMATION	
CUSTOMER NAME:		S/O#:
CLIENT JOB#:		Route: Date Serviced 10/26/2022
SITE NAME:		PO#:
SITE ADDRESS:		PHONE#:
SITE CONTACT:		

SERVICE INFORMATION			
SERVICE TYPE: Roll off	MINIS QTY: 1.00	Brick/Concrete/Masonry	%
ACTIVITY: Swap-out	SIZE: 40 Yd	Clean Dirt	%
DRIVER: AJ	BOX IN: 451	Clean Wood	%
TIME IN: 7:00 AM	BOX OUT: 451	Metal	%
TIME OUT: 7:45 AM		Cardboard/Paper/Plastic	%
MASONRY/CONCRETE/DIRT ☐		Plastic	%
FULL PACKER LOAD: ☐	W/Order NOTE:	Residual Waste	%
		Sheetrock	%

CUSTOMER NAME (PRINT)	CUSTOMER SIGNATURE:

NON-HAZARDOUS WASTE MANIFEST

1. Generator ID Number | 2. Page 1 of | 3. Emergency Response Phone | 4. Waste Tracking Number

GENERATOR

5. Generator's Name and Mailing Address
350Rising
350 Grand Concourse
Bronx, NY 10451
Generator's Phone:

Generator's Site Address (if different than mailing address)

6. Transporter 1 Company Name
Castle Sanitation Corp 6600 QME Maspeth, NY
U.S. EPA ID Number

7. Transporter 2 Company Name
U.S. EPA ID Number

8. Designated Facility Name and Site Address
Empire Recycling Services, LLC
538 Stewart Ave.
Brooklyn, NY 11222
Facility's Phone:
U.S. EPA ID Number
2-610-00006/00002

	9. Waste Shipping Name and Description	10. Containers No.	10. Containers Type	11. Total Quantity	12. Unit Wt./Vol.	
1.	Fiberglass Tanks / Piping Dispenser sumps	1	CM	40	CY	
2.						
3.						
4.						

13. Special Handling Instructions and Additional Information
NYSDEC PBS Site No. 2-600110
Tanks 1, 2, 3 - associated piping, dispenser sumps
SVE Piping

14. **GENERATOR'S/OFFEROR'S CERTIFICATION:** I hereby declare that the contents of this consignment are fully and accurately described above by the proper shipping name, and are classified, packaged, marked and labeled/placarded, and are in all respects in proper condition for transport according to applicable international and national governmental regulations.

Generator's/Offeror's Printed/Typed Name: Michael Rosati as agent for generator
Signature:
Month: 10 Day: 28 Year: 22

INT'L

15. International Shipments ☐ Import to U.S. ☐ Export from U.S. Port of entry/exit:
Transporter Signature (for exports only): Date leaving U.S.:

TRANSPORTER

16. Transporter Acknowledgment of Receipt of Materials

Transporter 1 Printed/Typed Name | Signature | Month | Day | Year

Transporter 2 Printed/Typed Name | Signature | Month | Day | Year

DESIGNATED FACILITY

17. Discrepancy

17a. Discrepancy Indication Space ☐ Quantity ☐ Type ☐ Residue ☐ Partial Rejection ☐ Full Rejection

Manifest Reference Number:

17b. Alternate Facility (or Generator)
U.S. EPA ID Number
Facility's Phone:

17c. Signature of Alternate Facility (or Generator) | Month | Day | Year

18. Designated Facility Owner or Operator: Certification of receipt of materials covered by the manifest except as noted in Item 17a

Printed/Typed Name | Signature | Month | Day | Year

MASPETH, NY 11378
718-424-0300

OFFICE COPY

Schedule Time:	CUSTOMER INFORMATION	
CUSTOMER NAME: MIKE. -	Clear River	S/O#:
CLIENT JOB#:	Mike Razade	Route: Date Serviced 11/23/2022
SITE NAME:	631-720-1504	PO#:
SITE ADDRESS: 350 Grand Concourse		PHONE#:
SITE CONTACT:		

SERVICE INFORMATION

SERVICE TYPE: Roll/Off 40	MINIS QTY: 1.00	Brick/Concrete/Masonry %
ACTIVITY: Tolleadway - C&D	SIZE: 40. Yd	Clean Dirt %
DRIVER: AJ	BOX IN: —	Clean Wood 25 %
TIME IN: 1:30 PM	BOX OUT: 451	Metal %
TIME OUT: 1:45 PM		Cardboard/Paper/Plastic 20 %
MASONRY/CONCRETE/DIRT ☐		Plastic %
FULL PACKER LOAD: ☐	W/Order NOTE:	Residual Waste 55 %
		Sheetrock %

CUSTOMER NAME (PRINT)	CUSTOMER SIGNATURE:
Mike.	14.260. Tony

Empire. #00845566

EMPIRE RECYCLING SERVICES

Receipt from Empire Recycling

Castle Sanitation Corp.
6600 Queens Midtown Expressway
Queens, NY 11378

Company Name: Castle Sanitation Corp.
Ticket #: O084566
Date: November 23, 2022
Payment Terms: ACCOUNT

Summary

Inbound Weight | 11/23/22 at 2:09pm	63,620.00 lbs
Outbound Weight | 11/23/22 at 02:10pm	35,100.00 lbs
Net Weight	28,520.00 lbs
Tonnage	14.26 tons
Yardage	30
Dump Rate Type	Price Per Ton Mixed CD

Payment Method

ACCOUNT

Sustainability Information

350 Grand Concours

Total % (yards)	**Total % (tons)**	**Weight (tons)**
100	0	14.26
Waste % (Yards)	**Waste % (Tons)**	**Waste Weight (Tons)**
55	0	0
Brick % (yards)	**Brick % (tons)**	**Brick Weight (tons)**
0	0	0
Dirt % (yards)	**Dirt % (tons)**	**Dirt Weight (tons)**
0	0	0
Concrete % (yards)	**Concrete % (tons)**	**Concrete Weight (tons)**
0	0	0
Wood % (yards)	**Wood % (tons)**	**Wood Weight (tons)**
25	0	0
Metal % (yards)	**Metal % (tons)**	**Metal Weight (tons)**
0	0	0
Paper/Cardboard % (yards)	**Paper/Cardboard % (tons)**	**Paper/Cardboard Weight (tons)**
20	0	0
Plastic % (yards)	**Plastic % (tons)**	**Plastic Weight (tons)**
0	0	0
Drywall % (yards)	**Drywall % (tons)**	**Drywall Weight (tons)**
0	0	0
Glass % (yards)	**Glass % (tons)**	**Glass Weight (tons)**
0	0	0
Asphalt % (yards)	**Asphalt % (tons)**	**Asphalt Weight (tons)**

Tank/ Piping/ Sumps - Dead-lining/Rinsate Liquid Waste Disposal Manifests

10/24/22
10/27/22

NON-HAZARDOUS WASTE MANIFEST

1. Generator ID Number	2. Page 1 of	3. Emergency Response Phone	4. Waste Tracking Number
	1	631 [illegible]	[illegible]

5. Generator's Name and Mailing Address

Generator's Site Address (if different than mailing address)
150 GRAND CONCOURSE
BRONX NY 10451

Generator's Phone:

6. Transporter 1 Company Name — U.S. EPA ID Number
AARCO ENVIRONMENTAL SERVICES — [illegible]

7. Transporter 2 Company Name — U.S. EPA ID Number

8. Designated Facility Name and Site Address — U.S. EPA ID Number
ADVANCED WASTE WATER TREATMENT [illegible]
285 NY-109, FARMINGDALE NY 11735
N/A

Facility's Phone: 631 [illegible]

	9. Waste Shipping Name and Description	10. Containers No.	10. Containers Type	11. Total Quantity	12. Unit Wt./Vol.	
	1. NON-HAZARDOUS AQUEOUS LIQUID / GAS SCRUBBER	[illegible]	[illegible]	400	[illegible]	
	2.					
	3.					
	4.					

13. Special Handling Instructions and Additional Information
APPROVAL #2268-001
JOB NO: 216881, PO/RC NO: 37651

14. GENERATOR'S CERTIFICATION: I certify the materials described above on this manifest are not subject to federal regulations for reporting proper disposal of Hazardous Waste.

Generator's/Offeror's Printed/Typed Name — Signature — Month 10 — Day 24 — Year 22

INT'L

15. International Shipments ☐ Import to U.S. ☐ Export from U.S. Port of entry/exit:
Transporter Signature (for exports only): Date leaving U.S.:

TRANSPORTER

16. Transporter Acknowledgment of Receipt of Materials

Transporter 1 Printed/Typed Name — Signature — Month 10 — Day 24 — Year 22

Transporter 2 Printed/Typed Name — Signature — Month — Day — Year

DESIGNATED FACILITY

17. Discrepancy

17a. Discrepancy Indication Space ☐ Quantity ☐ Type ☐ Residue ☐ Partial Rejection ☐ Full Rejection

Manifest Reference Number:

17b. Alternate Facility (or Generator) — U.S. EPA ID Number

Facility's Phone:

17c. Signature of Alternate Facility (or Generator) — Month — Day — Year

18. Designated Facility Owner or Operator: Certification of receipt of materials covered by the manifest except as noted in Item 17a

Printed/Typed Name — Signature — Month — Day — Year

GENERATOR'S/SHIPPER'S INITIAL COPY

Please print or type
(Form designed for use on elite (12-pitch) typewriter.)

NON-HAZARDOUS MANIFEST

1. Generator's US EPA ID No. . . . . | Manifest Doc. No. 67222 | 2. Page 1 of

GENERATOR

3. Generator's Name and Mailing Address
360 Grand Concourse
Bronx, NY
Site: Same

4. Generator's Phone ( )

5. Transporter 1 Company Name: AARCO ENVIRONMENTAL SERVICES CORP.
6. US EPA ID Number: N.Y.R.0.0.0.1.0.7.3.2.6
A. Transporter's Phone: 631-586-5900

7. Transporter 2 Company Name
8. US EPA ID Number
B. Transporter's Phone

9. Designated Facility Name and Site Address
AWT
208 RT 109
Farmingdale, NY
10. US EPA ID Number
C. Facility's Phone

11. Waste Shipping Name and Description	12. Containers No.	Type	13. Total Quantity	14. Unit Wt/Vol
a. Water / gas mixture	001	TT	.0175	G
b.				
c.				
d.				

D. Additional Descriptions for Materials Listed Above
Job # 216881
Truck # U-654

E. Handling Codes for Wastes Listed Above

15. Special Handling Instructions and Additional Information
EMERGENCY PHONE # 631-586-5900

16. GENERATOR'S CERTIFICATION: I certify the materials described above on this manifest are not subject to federal regulations for reporting proper disposal of Hazardous Waste.

Printed/Typed Name X | Signature X | Month 10 | Day 27 | Year 22

TRANSPORTER

17. Transporter 1 Acknowledgment of Receipt of Materials

Printed/Typed Name Ethan Klein | Signature | Month 10 | Day 27 | Year 22

18. Transporter 2 Acknowledgment of Receipt of Materials

Printed/Typed Name | Signature | Month . | Day . | Year .

FACILITY

19. Discrepancy Indication Space

20. Facility Owner or Operator: Certification of receipt of waste materials covered by this manifest except as noted in item 19.

Printed/Typed Name | Signature | Month . | Day . | Year .

GENERATOR'S COPY

ATTACHMENT B
PHOTOGRAPHIC LOG

Photograph 1: AARCO pumping out remaining gasoline/water mixture from the three 12,000-gallon USTs.

Photograph 2: Clear River Environmental removing UST piping.

Photograph 3: Uncovering gasoline USTs prior to removal.

Photograph 4: Excavator removing the USTs.

Photograph 5: View of UST details.

Photograph 6: Pumping remaining contents from the USTs prior to disposal.

Photograph 7: Disposal of USTs as C&D debris.

Photograph 8: Tank grave after all USTs removed.

Photograph 9: Bottom concrete slab encountered after UST removal.

Photograph 10: UST excavation lined with poly after UST removal.

ATTACHMENT C
UPDATED NYSDEC PBS APPLICATION

New York State Department of Environmental Conservation
Division of Environmental Remediation

Petroleum Bulk Storage Application

Pursuant to the Environmental Conservation Law: Article 17, Title 10; and
Regulations 6 NYCRR Part 613 and 6 NYCRR Subpart 374-2

(Please Type or Print Clearly and Complete All Items for Sections A, B & C)

Return Completed Form & Fees To:

NYSDEC
625 Broadway
Albany, NY 12233-7020

PBS Number: 2-600110

Expiration Date:

Section A - Facility/Property Owner/Contact Information

Transaction Type: 3

1) Initial/New Facility
2) Change of Ownership
3) Tank Installation, Closing, or Repair
4) Information Correction
5) Renewal

FACILITY

Facility Name: 350 Rising LLC

Tax Map Info

Facility Address (Physical Address, No P.O. Boxes): 350 Grand Concourse

Block: 2341

Facility Address (cont.):

Lot: 42

City: Bronx | State: NY | ZIP Code: 10451

County: Bronx | Township/City: New York City | Facility Phone Number: 631-462-2226

Facility Operator: Island Pump & Tank Corp.
40 Doyle Court
East Northport, NY 11731
631-462-2226

TYPE OF PETROLEUM FACILITY (Check only one)

- ☐ 01=Storage Terminal/Petrol. Distributor
- ☐ 02=Retail Gasoline Sales
- ☐ 03=Other Retail Sales
- ☐ 04=Manufacturing
- ☐ 05=Utility
- ☐ 06=Trucking/Transportation/Fleet
- ☐ 07=Apartment/Office Building
- ☐ 08=School
- ☐ 09=Farm
- ☐ 10=Private Residence
- ☐ 11=Airline/Air Taxi/Airport
- ☐ 12=Chemical Distributor
- ☐ 13=Municipality
- ☐ 15=Railroad
- ☐ 25=Auto Service/Repair (No Gasoline Sales)
- ☐ 28=Cemetery/Memorial
- ☐ 26=Religious (Church, Synagogue, Mosque, Temple, etc.)
- ☐ 27=Hospital/Nursing Home/Health Care
- ☐ 52=Marina
- 53=Nuclear Power Plant
- ☒ 99=Other (Specify): Vacant property preparing for redevelopment construction

Emergency Contact Name: Peter Fine | Emergency Telephone Number: 212-620-0500

NOTE:

Fill in Property Owner information here....>>>

Indicate Tank Owner in Section C.

OWNER

Facility (Property) Owner (from Deed): 350 Rising LLC

Facility Owner Address (Street and/or P.O. Box): 450 West 14th Street, 8th Floor

City: New York | State: NY | ZIP Code: 10014

Owner Telephone Number: 212-620-0500

Type of Owner (check only one):

- 1 ☐ Private Resident
- 2 ☐ State Government
- 3 ☐ Local Government
- 4 ☐ Federal Government
- 5 ☒ Corporate/Commercial/Other

I hereby certify, under penalty of law, that all of the information provided on this form is true and correct. False statements made herein may be punishable as a criminal offense and/or a civil violation in accordance with applicable state and federal law.

Name of Owner or Authorized Representative: Peter Fine | Amount Enclosed: $ 0

Title: Managing Partner

Signature: | Date: 7/10/23

CORRESPONDENCE

Official Use Only
Date Received: ___/___/___
Date Processed: ___/___/___
Amount Received: $_____
Reviewed By: _____

Rev. 6/26/2019

(Please keep this information up to date.)

Facility Contact Person Name: Peter Fine

Contact Person Company Name: 350 Rising LLC

Address: 450 West 14th Street, 8th Floor

Address (cont.):

City/State/ZIP Code: New York, NY 10014

Tel. Number: 212-620-0500 | eMail Address: pfine@atlanticdevgroup.com

PBS Number:
2-600110

Section B - Tank Information

(Please use the key located on the last page to complete each item/column)

Registration Expiration Date:

(1) Action	(2) Tank Number	(3) Tank Location	(4) Status	(5) Installation, out-of-service, or Permanent ClosureDate (mm/dd/yyyy) **Application will be returned if blank**	(6) Capacity (Gallons)	(7) Product Stored (If Gasoline w/ethanol or Biodiesel, list % additive)	(8) Tank Type	(9) Tank Internal Protection	(10) Tank External Protection	(11) Tank Secondary Containment	(12) Tank Leak Detection	(13) Tank Overfill Prevention	(14) Tank Spill Prevention	(15) Pumping/Dispensing Method	(16) Piping Location	(17) Piping Type	(18) Piping External Protection	(19) Piping Secondary Containment	(20) Piping Leak Detection	(21) Under Dispenser Containment (UDC) (Check box if present)
3	1	5	3	10/28/2022	12,000	2712 10	06	03	04	04	01 05	02 03	01	01	02	11	08	04	01 07	☐
3	2	5	3	10/28/2022	12,000	2712 10	06	03	04	04	01 05	02 03	01	01	02	11	08	04	01 07	☐
3	3	5	3	10/28/2022	12,000	2712 10	06	03	04	04	01 05	02 03	01	01	02	11	08	04	01 07	☐
																				☐
																				☐
																				☐
																				☐
																				☐
																				☐
																				☐
																				☐
																				☐
																				☐
																				☐
																				☐
																				☐
																				☐
																				☐
																				☐
																				☐
																				☐
																				☐

Note: If you need to add tanks to your registration, write them in using blank lines above. Attach additional sheets as needed. Blank Section B is available at http:/www.dec.ny.gov/docs/remediation_hudson_pdf/pbsrenewal.pdf

PBS Number: 2-600110

Petroleum Bulk Storage Application

Section C - Tank Ownership Information (for PBS tanks listed in Section B

Tank Owner Information

[X] Check box if same as Facility (Property) Owner.
If tank owner is different from property owner, fill out information below:

Tank Owner Name (Company/Individual):

Contact Person:

Tank Owner Address:

City: | State: | ZIP:

Contact Person Telephone Number: | Contact Person email:

Specific Tanks Owned

[X] Check box if this owner owns all tanks at this facility.
If not, list tanks owned by this owner below:

Tank Number:

Name of Class B (Daily On-Site) Operator: | Authorization No:

Name of Class A (Primary) Operator: | Authorization No:

Tank Owner Information

[ ] Check box if same as Facility (Property) Owner.
If tank owner is different from property owner, fill out information below:

Tank Owner Name (Company/Individual):

Contact Person:

Tank Owner Address:

City: | State: | ZIP:

Contact Person Telephone Number: | Contact Person email:

Specific Tanks Owned

[ ] Check box if this owner owns all tanks at this facility.
If not, list tanks owned by this owner below:

Tank Number:

Name of Class B (Daily On-Site) Operator: | Authorization No:

Name of Class A (Primary) Operator: | Authorization No:

PETROLEUM BULK STORAGE APLICATION - SECTION B - TANK INFORMATION - CODE KEYS

Action (1)

1. Initial Listing
2. Add Tank
3. Close/Remove Tank
4. Information Correction
5. Repair/Reline Tank

Tank Location (3)

1. Aboveground-contact w/soil
2. Aboveground-contact w/ impervious barrier
3. Aboveground on saddles, legs, stilts, rack or cradle
4. Partially buried tank (tank with 10% or more below ground)
5. Underground including vaulted with no access for inspection
6. Aboveground in Subterranean Vault w/access for inspections

Status (4)

1. In-service
2. Out-of-service
3. Closed-Removed
4. Closed- In Place
5. Tank converted to Non-Regulated use

Products Stored (7)

Heating Oils: On-Site Consumption

0001. #2 Fuel Oil
0002. #4 Fuel Oil
0259. #5 Fuel Oil
0003. #6 Fuel Oil
0012. Kerosene
0591. Clarified Oil
2711. Biodiesel (Heating)
2642. Used Oil (Heating)

Heating Oils: Resale/ Redistribution

2718. #2 Fuel Oil
2719. #4 Fuel Oil
2720. #5 Fuel Oil
2721. #6 Fuel Oil
2722. Kerosene
2723. Clarified Oil

Motor Fuels

0009. Gasoline
2712. Gasoline/Ethanol
0008. Diesel
2710. Biodiesel
0011. Jet Fuel
1044. Jet Fuel (Biofuel)
2641. Aviation Gasoline

Emergency Generator Fuels

0001. #2 Fuel Oil
2730. Biodiesel (E-Gen)
2731. Diesel (E-Gen)

Lubricating/Cutting Oils

0013. Lube Oil
0015. Motor Oil
1045. Gear/Spindle Oil
0010. Hydraulic Oil
0007. Cutting Oil
0021. Transmission Fluid
1836. Turbine Oil
0308. Petroleum Grease

Oils Used as Building Materials

2626. Asphaltic Emulsions
0748. Form Oil

Petroleum Spirits

0014. White/Mineral Spirits
1731. Naptha

Mineral/Insulating Oils

0020. Insulating Oil (e.g., Transformer, Cable Oil)
2630. Mineral Oil

Waste/Used/Other Oils

0022 Waste/Used Oil
9999. Other-Please list:*

Crude Oil

0006. Crude Oil
0701. Crude Oil Fractions

Tank Type (8)

01. Steel/Carbon Steel/Iron
02. Galvanized Steel Alloy
03. Stainless Steel Alloy
04. Fiberglass Coated Steel
05. Steel Tank in Concrete
06. Fiberglass Reinforced Plastic (FRP)
07. Plastic
08. Equivalent Technology
09. Concrete
10. Urethane Clad Steel
99. Other-Please list:*

Internal Protection (9)

00. None
01 Epoxy Liner
02. Rubber Liner
03. Fiberglass Liner (FRP)
04. Glass Liner
99. Other-Please list:*

External Protection (10/18)

00. None
01. Painted/Asphalt Coating
02. Original Sacrificial Anode
03. Original Impressed Current
04. Fiberglass
05. Jacketed
06. Wrapped (Piping)
07 Retrofitted Sacrificial Anode
08. Retrofitted Impressed Current
09. Urethane
99. Other-Please list:*

Tank Secondary Containment (11)

00. None
01. Diking (AST Only)
02. Vault (w/access)
03. Vault (w/o access)
04. Double-Walled (UST Only)
05. Synthetic Liner
06. Remote Impounding Area
07. Excavation Liner
09. Modified Double-Walled (AST Only)
10. Impervious Underlayment (AST Only)**
11. Double Bottom (AST Only)**
12. Double-Walled (AST Only)
99. Other - Please list*

Tank Leak Detection (12)

00. None
01. Interstitial Electronic Monitoring
02. Interstitial Manual Monitoring
03. Vapor Well
04. Groundwater Well
05. In-Tank System (Auto Tank
06. Impervious Barrier/Concrete Pad (AST Only)
07. Statistical Inventory Reconciliation (SIR)
08. Weep holes in vaults with no access for inspection
99. Other-Please list: *

Overfill Protection (13)

00. None
01. Float Vent Valve
02. High Level Alarm
03. Automatic Shut-Off
04. Product Level Gauge (AST Only)
05. Vent Whistle
99. Other-Please list:*

Spill Prevention (14)

00. None
01. Catch Basin
99. Other-Please list:*

Pumping/Dispensing Method (15)

00. None
01. Presurized Dispenser
02. Suction Dispenser
03. Gravity
04. On-Site Heating System (Suction)
05. On-Site Heating System (Supply/Return)
06. Tank-Mounted Dispenser
07. Loading Rack/Transfer Pump

Piping Location (16)

00. No Piping
01. Aboveground
02. Underground/On-ground
03. Aboveground/Underground Combination

Piping Type (17)

00. None
01. Steel/Carbon Steel/Iron
02. Galvanized Steel
03. Stainless Steel Alloy
04. Fiberglass Coated Steel
05. Steel Encased in Concrete
06. Fiberglass Reinforced Plastic (FRP)
07. Plastic
08. Equivalent Technology
09. Concrete
10. Copper
11. Flexible Piping
99. Other-Please list:*

Piping Secondary Containment (19)

00. None
01. Diking (Aboveground Only)
02. Vault (w/access)
04. Double-Walled (Underground Only)
06. Remote Impounding Area
07. Trench Liner
12. Double-Walled (Aboveground Only)
99. Other-Please list: *

Pipe Leak Detection (20)

00. None
01. Interstitial Electronic Monitoring
02. Insterstitial Manual Monitoring
03. Vapor Well
04. Groundwater Well
07. Pressurized Piping Leak Detector
09. Exempt Suction Piping
10. Statistical Inventory Reconciliation (SIR)
99. Other-Please list:*

Under Dispenser Containment (UDC) (21)

Check Box if Present

. . . . . .

* If other, please list on a separate sheet including tank number,

** Each of these codes must be combined with code 01 or 06 to meet compliance requirements.

UPDATED NYSDEC PETROLEUM BILK STORAGE DATABASE

NEW YORK STATE OF OPPORTUNITY | Department of Environmental Conservation

Bulk Storage Database Search Details

Facility Information

Site No.: 2-600110
Status: Unregulated/Closed
Expiration Date: 11/17/2026
Site Type: PBS
Facility Type: Retail Gasoline Sales
Site Name: 350 RISING, LLC
Address: 350 GRAND CONCOURSE
Locality: BRONX
State: NY
Zipcode: 10451
County: Bronx

Facility(Property) Owner(s) Information

Facility Owner: 350 Rising LLC
450 West 14th Street, 8th Floor . new York, NY. 10014
Mail Contact: 350 Rising LLC
450 West 14th Street, 8th Floor . new York, NY. 10014

Facility Operator

Facility Operator: ISLAND PUMP & TANK CORP

Tank Information

8 Tanks Found

Tank No	Tank Location	Status	Capacity (Gal.)
001	Underground including vaulted with no access for inspection	Closed - Removed	4000
002	Underground including vaulted with no access for inspection	Closed - Removed	4000
003	Underground including vaulted with no access for inspection	Closed - Removed	4000
004	Underground including vaulted with no access for inspection	Closed - Removed	4000
005	Underground including vaulted with no access for inspection	Closed - Removed	4000
1	Underground including vaulted with no access for inspection	Closed - Removed	12000
2	Underground including vaulted with no access for inspection	Closed - Removed	12000
3	Underground including vaulted with no access for inspection	Closed - Removed	12000

Refine This Search

APPENDIX F
WASTE CHARACTERIZATION AND SOIL DISPOSAL DOCUMENTATION

WASTE CHARACTERIZATION DATA
FOR STOCKPILES

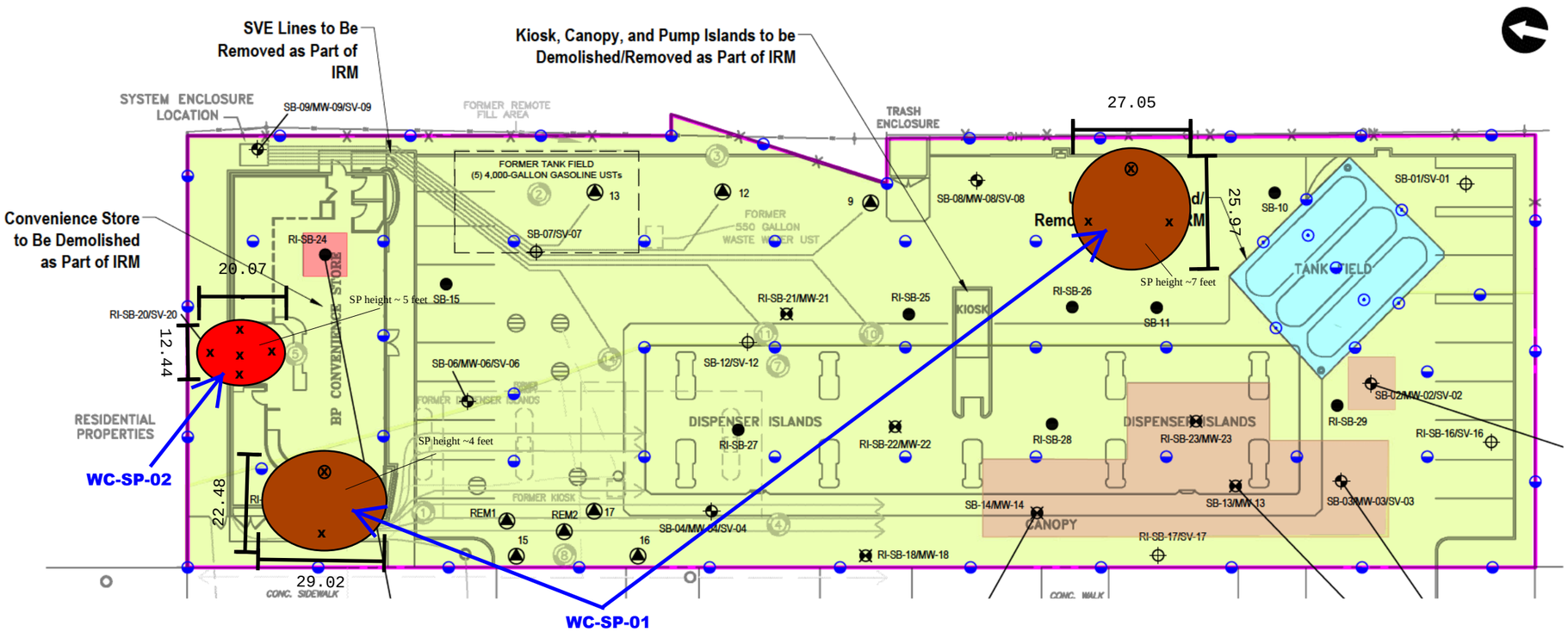

x Waste Classification Discrete Sample Location (for 5-Point Composite Sample)

⊗ Waste Classification Discrete Sample Location (for 5-Point Composite and Grab Sample)

UST and UST/Former SVE Piping Excavation Material Stockpile (Represented by Waste Class Sample WC-SP-01) - Total Volume = Approximately 200 CY

Lead Hot-Spot Excavation Material Stockpile (Represented by Waste Class Sample WC-SP-02) - Total Volume = Approximately 30 CY

LEGEND

- BCP SITE BOUNDARY
- EXISTING MONITORING WELL LOCATION FROM PREVIOUS ASSESSMENT/REMEDIAL ACTIVITIES (INSTALLED BY OTHERS)
- SOIL BORING LOCATION (OCTOBER 2021 AND FEBRUARY 2022)
- SOIL BORING/SOIL VAPOR POINT LOCATION (OCTOBER 2021 AND FEBRUARY 2022)
- SOIL BORING/MONITORING WELL LOCATION (OCTOBER 2021 AND FEBRUARY 2022)
- SOIL BORING/MONITORING WELL/SOIL VAPOR POINT LOCATION (OCTOBER 2021 AND FEBRUARY 2022)
- PROPOSED REMEDIAL EXCAVATION TO 2 FEET BELOW GRADE SURFACE
- PROPOSED REMEDIAL EXCAVATION TO 5 FEET BELOW GRADE SURFACE
- PROPOSED REMEDIAL EXCAVATION TO 10 FEET BELOW GRADE SURFACE
- PROPOSED REMEDIAL EXCAVATION TO 15 FEET BELOW GRADE SURFACE
- PROPOSED EXCAVATION ENDPOINT SAMPLE LOCATION
- PROPOSED UST EXCAVATION ENDPOINT SAMPLE LOCATION - VOC/SVOC ONLY
- PROPOSED EXCAVATION ENDPOINT SAMPLE LOCATION - LEAD ONLY

0 15 30 80

SCALE IN FEET

Map Source:
EnviroTrac "370 Grand Concourse Bronx, New York - Site Plan", Figure 2, Dated April 16, 2019.
AKRF Monitoring Well Locations Surveyed by Fehringer Surveying, P.C. on October 14, 2021.

Note:
Petroleum excavation area to be completed down to extent of grossly contaminated material, or 1-2 feet into the groundwater table, estimated May 2022.

AKRF
440 Park Avenue South, New York, NY 10016

350 Grand Concourse
Bronx, New York

PROPOSED REMEDIAL SITE EXCAVATION AND ENDPOINT SAMPLING PLAN

DATE
8/24/2022

PROJECT NO.
210258

FIGURE
4

eurofins | Environment Testing

ANALYTICAL REPORT

PREPARED FOR

Attn: Scott Caporizzo
AKRF Inc
34 South Broadway
Suite 314
White Plains, New York 10601

Generated 2/24/2023 10:49:28 AM

JOB DESCRIPTION

350 Grand Concourse

JOB NUMBER

460-268408-1

Eurofins Edison
777 New Durham Road
Edison NJ 08817

See page two for job notes and contact information.

Job Notes

The test results in this report meet all NELAP requirements for parameters for which accreditation is required or available. Any exceptions to the NELAP requirements are noted in this report. Pursuant to NELAP, this report may not be reproduced, except in full, without the written approval of the laboratory. This report is confidential and is intended for the sole use of Eurofins Environment Testing Northeast, LLC Edison and its client. All questions regarding this report should be directed to the Eurofins Environment Testing Northeast, LLC Edison Project Manager or designee who has signed this report.

The test results in this report relate only to the samples as received by the laboratory and will meet all requirements of the methodology, with any exceptions noted. This report shall not be reproduced except in full, without the express written approval of the laboratory. All questions should be directed to the Eurofins Environment Testing Northeast, LLC Project Manager.

Compliance Statement

I certify that this data package is in compliance with the terms and conditions of the contract, both technically and for completeness, for other than the conditions detailed within the body of this report. Release of the data contained in this sample data package and in the electronic data deliverable has been authorized by the Laboratory Manager or his/her designee, as verified by the following signature.

Authorization



Generated
2/24/2023 10:49:28 AM

Authorized for release by
Melissa Haas, Senior Project Manager
Melissa.Haas@et.eurofinsus.com
(203)308-0880

Table of Contents

Qualifiers

GC/MS VOA

Qualifier	Qualifier Description
*	LCS or LCSD is outside acceptance limits.
J	Indicates an estimated value.
U	Analyzed for but not detected.

GC/MS Semi VOA

Qualifier	Qualifier Description
*	MS or MSD is outside acceptance limits.
E	Compound concentration exceeds the upper level of the calibration range of the instrument for that specific analysis.
J	Indicates an estimated value.
U	Analyzed for but not detected.

GC/MS Semi VOA TICs

Qualifier	Qualifier Description
A	The tentatively identified compound is a suspected aldol-condensation product.
J	Indicates an estimated value.
N	This flag indicates the presumptive evidence of a compound.

GC VOA

Qualifier	Qualifier Description
U	Analyzed for but not detected.

GC Semi VOA

Qualifier	Qualifier Description
*	MS or MSD is outside acceptance limits.
*	Surrogate is outside acceptance limits.
*	LCS or LCSD is outside acceptance limits.
U	Analyzed for but not detected.

Metals

Qualifier	Qualifier Description
*	Duplicate analysis not within control limits.
4	MS, MSD: The analyte present in the original sample is greater than 4 times the matrix spike concentration; therefore, control limits are not applicable.
B	Compound was found in the blank and sample.
J	Sample result is greater than the MDL but below the CRDL
N	Spiked sample recovery is not within control limits.
U	Indicates analyzed for but not detected.

General Chemistry

Qualifier	Qualifier Description
*	Duplicate analysis not within control limits.
HF	Field parameter with a holding time of 15 minutes. Test performed by laboratory at client's request.
J	Sample result is greater than the MDL but below the CRDL
U	Indicates analyzed for but not detected.

Glossary

Abbreviation	These commonly used abbreviations may or may not be present in this report.
¤	Listed under the "D" column to designate that the result is reported on a dry weight basis
%R	Percent Recovery
CFL	Contains Free Liquid
CFU	Colony Forming Unit
CNF	Contains No Free Liquid
DER	Duplicate Error Ratio (normalized absolute difference)
Dil Fac	Dilution Factor
DL	Detection Limit (DoD/DOE)
DL, RA, RE, IN	Indicates a Dilution, Re-analysis, Re-extraction, or additional Initial metals/anion analysis of the sample
DLC	Decision Level Concentration (Radiochemistry)

Glossary (Continued)

Abbreviation	These commonly used abbreviations may or may not be present in this report.
EDL	Estimated Detection Limit (Dioxin)
LOD	Limit of Detection (DoD/DOE)
LOQ	Limit of Quantitation (DoD/DOE)
MCL	EPA recommended "Maximum Contaminant Level"
MDA	Minimum Detectable Activity (Radiochemistry)
MDC	Minimum Detectable Concentration (Radiochemistry)
MDL	Method Detection Limit
ML	Minimum Level (Dioxin)
MPN	Most Probable Number
MQL	Method Quantitation Limit
NC	Not Calculated
ND	Not Detected at the reporting limit (or MDL or EDL if shown)
NEG	Negative / Absent
POS	Positive / Present
PQL	Practical Quantitation Limit
PRES	Presumptive
QC	Quality Control
RER	Relative Error Ratio (Radiochemistry)
RL	Reporting Limit or Requested Limit (Radiochemistry)
RPD	Relative Percent Difference, a measure of the relative difference between two points
TEF	Toxicity Equivalent Factor (Dioxin)
TEQ	Toxicity Equivalent Quotient (Dioxin)
TNTC	Too Numerous To Count

Job ID: 460-268408-1

Laboratory: Eurofins Edison

Narrative

CASE NARRATIVE

Client: AKRF Inc

Project: 350 Grand Concourse

Report Number: 460-268408-1

This case narrative is in the form of an exception report, where only the anomalies related to this report, method specific performance and/or QA/QC issues are discussed. If there are no issues to report, this narrative will include a statement that documents that there are no relevant data issues.

It should be noted that samples with elevated Reporting Limits (RLs) as a result of a dilution may not be able to satisfy customer reporting limits in some cases. Such increases in the RLs are unavoidable but acceptable consequence of sample dilution that enables quantification of target analytes or interferences which exceed the calibration range of the instrument.

Calculations are performed before rounding to avoid round-off errors in calculated results.

All holding times were met and proper preservation noted for the methods performed on these samples, unless otherwise detailed in the individual sections below.

RECEIPT

The samples were received on 10/28/2022; the samples arrived in good condition, properly preserved and on ice. The temperature of the coolers at receipt was 1.8 C.

Note: All samples which require thermal preservation are considered acceptable if the arrival temperature is within 2C of the required temperature or method specified range. For samples with a specified temperature of 4C, samples with a temperature ranging from just above freezing temperature of water to 6C shall be acceptable. Samples that are hand delivered immediately following collection may not meet these criteria, however they will be deemed acceptable according to NELAC standards, if there is evidence that the chilling process has begun, such as arrival on ice, etc.

VOLATILE ORGANIC COMPOUNDS (GC/MS)

Samples WC-SP-01_G_20221028 (460-268408-1), WC-SP-01_C_20221028 (460-268408-2), WC-SP-02_G_20221028 (460-268408-3) and WC-SP-02_C_20221028 (460-268408-4) were analyzed for Volatile Organic Compounds (GC/MS) in accordance with EPA SW-846 Method 8260D. The samples were prepared on 10/30/2022 and analyzed on 11/02/2022 and 11/03/2022.

The continuing calibration verification (CCV) analyzed in batch 460-875369 was outside the method criteria for the following analyte: Dichlorodifluoromethane. A CCV standard at or below the reporting limit (RL) was analyzed with the affected samples and found to be acceptable. As indicated in the reference method, sample analysis may proceed; however, any detection for the affected analyte is considered estimated.

The continuing calibration verification (CCV) associated with batch 460-875575 recovered above the upper control limit for Carbon tetrachloride, Chlorodibromomethane, Bromoform and 1,1,2-Trichloro-1,2,2-trifluoroethane. The samples associated with this CCV were non-detects for the affected analytes; therefore, the data have been reported.

The laboratory control sample (LCS) and / or laboratory control sample duplicate (LCSD) for analytical batch 460-875575 recovered outside control limits for the following analytes: Carbon disulfide, Carbon tetrachloride, Bromoform and Chlorodibromomethane. These analytes were biased high in the LCS/LCSD and were not detected in the associated samples, except for Carbon disulfide; the data have been flagged and reported.

The laboratory control sample (LCS) for analytical batch 460-875576 recovered outside control limits for the following analytes: 4-Methyl-2-pentanone (MIBK), 2-Hexanone and trans-1,3-Dichloropropene. These analytes were biased high in the LCS and were not detected in the associated samples; therefore, the data have been reported.

Job ID: 460-268408-1 (Continued)

Laboratory: Eurofins Edison (Continued)

The continuing calibration verification (CCV) associated with batch 460-875735 recovered above the upper control limit for Bromoform, Carbon tetrachloride, Chlorodibromomethane and Dichlorobromomethane. The samples associated with this CCV were non-detects for the affected analytes; therefore, the data have been reported.

The laboratory control sample (LCS) and laboratory control sample duplicate (LCSD) for analytical batch 460-875735 recovered outside control limits for the following analytes: Bromoform, Carbon tetrachloride and Chlorodibromomethane. These analytes were biased high in the LCS/LCSD and were not detected in the associated samples; therefore, the data have been reported.

The laboratory control sample (LCS) and / or laboratory control sample duplicate (LCSD) for analytical batch 460-875575 recovered outside control limits for the following analytes: Carbon disulfide, Carbon tetrachloride, Bromoform and Chlorodibromomethane. These analytes were biased high in the LCS/LCSD and were not detected in the associated samples, except for Carbon disulfide; the data have been flagged and reported.

The continuing calibration verification (CCV) associated with batch 460-875459 recovered above the upper control limit for Bromoform and Carbon tetrachloride. The samples associated with this CCV were non-detects for the affected analytes; therefore, the data have been reported. The associated sample is impacted: (CCVIS 460-875459/2).

The laboratory control sample (LCS) and laboratory control sample duplicate (LCSD) for analytical batch 460-875459 recovered outside control limits for the following analytes: Bromoform, Carbon tetrachloride and Bromodichloromethane. These analytes were biased high in the LCS/LCSD and were not detected in the associated samples; therefore, the data have been reported.

The following sample was diluted to bring the concentration of target analytes within the calibration range: WC-SP-02_G_20221028 (460-268408-3). Elevated reporting limits (RLs) are provided.

No other difficulties were encountered during the Volatiles analysis.

All other quality control parameters were within the acceptance limits.

SEMIVOLATILE ORGANIC COMPOUNDS (GC/MS)

Samples WC-SP-01_C_20221028 (460-268408-2) and WC-SP-02_C_20221028 (460-268408-4) were analyzed for semivolatile organic compounds (GC/MS) in accordance with EPA SW-846 Methods 8270E. The samples were prepared on 10/30/2022 and analyzed on 10/31/2022.

2,4-Dinitrophenol and Benzidine failed the recovery criteria low for the MS of sample 460-268406-4 in batch 460-875163. Atrazine failed the recovery criteria high.

2,4-Dimethylphenol, 2,4-Dinitrophenol, 4,6-Dinitro-2-methylphenol and Benzidine failed the recovery criteria low for the MSD of sample 460-268406-4 in batch 460-875163. Atrazine failed the recovery criteria high.

The continuing calibration verification (CCV) analyzed in batch 460-875163 was outside the method criteria for the following analyte(s): Benzaldehyde and Indeno[1,2,3-cd]pyrene. A CCV standard at or below the reporting limit (RL) was analyzed with the affected samples and found to be acceptable. As indicated in the reference method, sample analysis may proceed; however, any detection for the affected analyte(s) is considered estimated.

The continuing calibration verification (CCV) associated with batch 460-875163 recovered above the upper control limit for 2,4-Dinitrophenol and 3,3'-Dichlorobenzidine. The samples associated with this CCV were non-detects for the affected analytes; therefore, the data have been reported.

No other difficulties were encountered during the semivolatiles analysis.

All other quality control parameters were within the acceptance limits.

GASOLINE RANGE ORGANICS

Samples WC-SP-01_C_20221028 (460-268408-2) and WC-SP-02_C_20221028 (460-268408-4) were analyzed for gasoline range

Job ID: 460-268408-1 (Continued)

Laboratory: Eurofins Edison (Continued)

organics in accordance with EPA SW-846 Method 8015D - GRO. The samples were prepared on 10/30/2022 and analyzed on 10/31/2022.

No difficulties were encountered during the GRO analysis.

All quality control parameters were within the acceptance limits.

DIESEL RANGE ORGANICS

Samples WC-SP-01_C_20221028 (460-268408-2) and WC-SP-02_C_20221028 (460-268408-4) were analyzed for diesel range organics in accordance with EPA SW-846 Method 8015D - DRO. The samples were prepared on 11/03/2022 and analyzed on 11/04/2022.

o-Terphenyl failed the surrogate recovery criteria low for WC-SP-02_C_20221028 (460-268408-4). Refer to the QC report for details.

The following sample was diluted due to abundance of target analytes: WC-SP-02_C_20221028 (460-268408-4). As such, surrogate recoveries are below the calibration range or are not reported, and elevated reporting limits (RLs) are provided.

No other difficulties were encountered during the DRO analysis.

All other quality control parameters were within the acceptance limits.

PESTICIDES

Samples WC-SP-01_C_20221028 (460-268408-2) and WC-SP-02_C_20221028 (460-268408-4) were analyzed for Pesticides in accordance with EPA SW-846 Methods 8081B. The samples were prepared on 10/29/2022 and analyzed on 10/31/2022.

The laboratory control sample (LCS) for preparation batch 460-874979 and analytical batch 460-875129 recovered outside control limits for the following analytes: Methoxychlor on the secondary column. These analytes were biased high in the LCS and were not detected in the associated samples; therefore, the data have been reported.(LCS 460-874979/2-A).

The DCB Decachlorobiphenyl surrogate recovery for the CCV was outside acceptance limits (high biased) on the confirmation column : The recovery is within acceptance limits on the other column, therefore the data have been reported.(CCVIS 460-875129/3).

The continuing calibration verification (CCV) associated with batch 460-875129 recovered above the upper control limit for Methoxychlor on the secondary column. The samples associated with this CCV were non-detects for the affected analytes; therefore, the data have been reported. The associated sample is impacted: (CCVIS 460-875129/3).

The continuing calibration verification (CCV) associated with batch 460-875129 recovered above the upper control limit for 4,4'-DDT and Endrin ketone on the secondary column. The samples associated with this CCV were non-detects for the affected analytes; therefore, the data have been reported. The associated sample is impacted: (CCVIS 460-875129/3).

The DCB Decachlorobiphenyl surrogate recovery for the following samples was outside acceptance limits (high biased) on the confirmation column due to matrix interference: (MB 460-874979/1-A), (460-268322-E-2-D MS) and (460-268322-E-2-E MSD). The recovery is within acceptance limits on the other column, indicating that the extraction process was in control.

The DCB Decachlorobiphenyl surrogate recovery for the CCV was outside acceptance limits (high biased) on the confirmation column : The recovery is within acceptance limits on the other column, therefore the data have been reported.(CCVIS 460-875084/7).

The continuing calibration verification (CCV) associated with batch 460-875084 recovered above the upper control limit for Methoxychlor on the secondary column. The samples associated with this CCV were non-detects for the affected analytes; therefore, the data have been reported. The associated sample is impacted: (CCVIS 460-875084/7).

The continuing calibration verification (CCV) associated with batch 460-875084 recovered above the upper control limit for 4,4'-DDT and Endrin ketone on the secondary column. The samples associated with this CCV were non-detects for the affected analytes; therefore, the data have been reported. The associated sample is impacted: (CCVIS 460-875084/7).

Endosulfan II and Methoxychlor failed the recovery criteria high for the MS of sample 460-268322-2 in batch 460-875084.

Job ID: 460-268408-1 (Continued)

Laboratory: Eurofins Edison (Continued)

No other difficulties were encountered during the Pesticides analysis.

All other quality control parameters were within the acceptance limits.

POLYCHLORINATED BIPHENYLS
Samples WC-SP-01_C_20221028 (460-268408-2) and WC-SP-02_C_20221028 (460-268408-4) were analyzed for polychlorinated biphenyls in accordance with EPA SW-846 Method 8082A. The samples were prepared on 10/29/2022 and analyzed on 10/31/2022.

The TCX Tetrachloro-m-xylene surrogate recovery for the CCV was outside acceptance limits (high biased) on the confirmation column : The recovery is within acceptance limits on the other column, therefore the data have been reported.(CCVIS 460-875136/2).

No other difficulties were encountered during the PCBs analysis.

All other quality control parameters were within the acceptance limits.

CHLORINATED HERBICIDES
Samples WC-SP-01_C_20221028 (460-268408-2) and WC-SP-02_C_20221028 (460-268408-4) were analyzed for chlorinated herbicides in accordance with EPA SW-846 Method 8151A. The samples were prepared on 11/02/2022 and analyzed on 11/03/2022.

No difficulties were encountered during the herbicides analysis.

All quality control parameters were within the acceptance limits.

EXTRACTABLE PETROLEUM HYDROCARBONS (EPH)
Samples WC-SP-01_C_20221028 (460-268408-2) and WC-SP-02_C_20221028 (460-268408-4) were analyzed for extractable petroleum hydrocarbons (EPH) in accordance with NJDEP EPH. The samples were prepared on 11/01/2022 and analyzed on 11/02/2022.

Samples WC-SP-01_C_20221028 (460-268408-2)[5X] and WC-SP-02_C_20221028 (460-268408-4)[5X] required dilution prior to analysis. The reporting limits have been adjusted accordingly.

No difficulties were encountered during the NJEPH analysis.

All quality control parameters were within the acceptance limits.

METALS - TCLP
Samples WC-SP-01_C_20221028 (460-268408-2) and WC-SP-02_C_20221028 (460-268408-4) were analyzed for Metals - TCLP in accordance with EPA SW-846 Method 6020B - TCLP/1311. The samples were leached on 10/31/2022, and prepared and analyzed on 11/01/2022.

The method blank for preparation batch 460-875277 and 460-875442 and analytical batch 460-875421 contained Nickel above the method detection limit. This target analyte concentration was less than half the reporting limit (1/2RL); therefore, re-extraction and re-analysis of samples was not performed.

No other difficulties were encountered during the TCLP Metals analysis.

All other quality control parameters were within the acceptance limits.

METALS - TOTAL (ICP/MS)
Samples WC-SP-01_C_20221028 (460-268408-2) and WC-SP-02_C_20221028 (460-268408-4) were analyzed for Metals - Total (ICP/MS) in accordance with EPA SW-846 Method 6020B - Total. The samples were prepared on 10/31/2022 and analyzed on 11/03/2022.

Several analytes failed the recovery criteria low for the MS of sample WC-SP-02_C_20221028MS (460-268408-4) in batch 460-875804. Iron failed the recovery criteria high.

Barium exceeded the RPD limit for the duplicate of sample WC-SP-02_C_20221028DU (460-268408-4).

Job ID: 460-268408-1 (Continued)

Laboratory: Eurofins Edison (Continued)

Sample WC-SP-02_C_20221028 (460-268408-4)[5X] required dilution prior to analysis. The reporting limits have been adjusted accordingly.

No other difficulties were encountered during the metals analysis.

All other quality control parameters were within the acceptance limits.

HEXAVALENT CHROMIUM
Samples WC-SP-01_C_20221028 (460-268408-2) and WC-SP-02_C_20221028 (460-268408-4) were analyzed for hexavalent chromium in accordance with EPA SW-846 Method 7196A. The samples were prepared and analyzed on 11/02/2022.

No difficulties were encountered during the hexchrome Cr6 analysis.

All quality control parameters were within the acceptance limits.

MERCURY - TCLP
Samples WC-SP-01_C_20221028 (460-268408-2) and WC-SP-02_C_20221028 (460-268408-4) were analyzed for Mercury - TCLP in accordance with EPA SW-846 Methods 1311/7470A. The samples were leached on 10/31/2022, and prepared and analyzed on 11/03/2022.

No difficulties were encountered during the TCLP Hg analysis.

All quality control parameters were within the acceptance limits.

MERCURY - TOTAL
Samples WC-SP-01_C_20221028 (460-268408-2) and WC-SP-02_C_20221028 (460-268408-4) were analyzed for Mercury - Total in accordance with EPA SW-846 Method 7471B. The samples were prepared and analyzed on 11/02/2022.

Mercury exceeded the RPD limit for the duplicate of sample 460-268405-4.

No other difficulties were encountered during the Hg analysis.

All other quality control parameters were within the acceptance limits.

IGNITABILITY
Samples WC-SP-01_C_20221028 (460-268408-2) and WC-SP-02_C_20221028 (460-268408-4) were analyzed for Ignitability in accordance with EPA SW-846 Method 1030. The samples were analyzed on 11/02/2022.

No difficulties were encountered during the Ignitability analysis.

All quality control parameters were within the acceptance limits.

TRIVALENT CHROMIUM
Samples WC-SP-01_C_20221028 (460-268408-2) and WC-SP-02_C_20221028 (460-268408-4) were analyzed for trivalent chromium in accordance with EPA SW-846 7196A_CR3 by Calculation. The samples were analyzed on 11/04/2022.

No difficulties were encountered during the cr3 analysis.

All quality control parameters were within the acceptance limits.

TOTAL CYANIDE
Samples WC-SP-01_C_20221028 (460-268408-2) and WC-SP-02_C_20221028 (460-268408-4) were analyzed for total cyanide in accordance with EPA SW-846 Method 9012B. The samples were prepared on 11/02/2022 and analyzed on 11/03/2022.

Job ID: 460-268408-1 (Continued)

Laboratory: Eurofins Edison (Continued)

No difficulties were encountered during the cyanide analysis.

All quality control parameters were within the acceptance limits.

REACTIVE CYANIDE
Samples WC-SP-01_C_20221028 (460-268408-2) and WC-SP-02_C_20221028 (460-268408-4) were analyzed for reactive cyanide in accordance with EPA SW-846 Method 7.3.3/9014. The samples were prepared and analyzed on 11/02/2022.

No difficulties were encountered during the reactive cyanide analysis.

All quality control parameters were within the acceptance limits.

REACTIVE SULFIDE
Samples WC-SP-01_C_20221028 (460-268408-2) and WC-SP-02_C_20221028 (460-268408-4) were analyzed for reactive sulfide in accordance with EPA SW-846 Method 7.3.4/9034. The samples were prepared and analyzed on 11/02/2022.

No difficulties were encountered during the reactive sulfide analysis.

All quality control parameters were within the acceptance limits.

CORROSIVITY (PH)
Samples WC-SP-01_C_20221028 (460-268408-2) and WC-SP-02_C_20221028 (460-268408-4) were analyzed for corrosivity (pH) in accordance with EPA SW-846 Method 9045D. The samples were analyzed on 11/03/2022.

This analysis is normally performed in the field and has a method-defined holding time of 15 minutes. The following samples has been qualified with the "HF" flag to indicate analysis was performed in the laboratory outside the 15 minute timeframe: WC-SP-01_C_20221028 (460-268408-2) and WC-SP-02_C_20221028 (460-268408-4).

No difficulties were encountered during the corrosivity (pH) analysis.

All quality control parameters were within the acceptance limits.

PAINT FILTER
Sample WC-SP-02_C_20221028 (460-268408-4) was analyzed for Paint Filter in accordance with EPA SW-846 Method 9095B. The samples were analyzed on 11/01/2022.

No difficulties were encountered during the Free Liquids analysis.

All quality control parameters were within the acceptance limits.

PERCENT SOLIDS/PERCENT MOISTURE
Samples WC-SP-01_G_20221028 (460-268408-1), WC-SP-01_C_20221028 (460-268408-2), WC-SP-02_G_20221028 (460-268408-3) and WC-SP-02_C_20221028 (460-268408-4) were analyzed for percent solids/percent moisture in accordance with EPA Method CLPISM01.2 (Exhibit D) Modified. The samples were analyzed on 10/29/2022.

Percent Moisture exceeded the RPD limit for the duplicate of sample 460-268340-24.

No other difficulties were encountered during the %solids/moisture analysis.

All other quality control parameters were within the acceptance limits.

Detection Summary

Client: AKRF Inc
Project/Site: 350 Grand Concourse

Job ID: 460-268408-1

Client Sample ID: WC-SP-01_G_20221028 — Lab Sample ID: 460-268408-1

Analyte	Result	Qualifier	RL	MDL	Unit	Dil Fac	D	Method	Prep Type
2-Butanone (MEK)	0.34		0.0045	0.00033	mg/Kg	1	☼	8260D	Total/NA
Acetone	0.019		0.0055	0.0052	mg/Kg	1	☼	8260D	Total/NA
Benzene	0.00038	J	0.00091	0.00023	mg/Kg	1	☼	8260D	Total/NA
Ethylbenzene	0.00056	J	0.00091	0.00018	mg/Kg	1	☼	8260D	Total/NA
m-Xylene & p-Xylene	0.0017		0.00091	0.00016	mg/Kg	1	☼	8260D	Total/NA
o-Xylene	0.0012		0.00091	0.00018	mg/Kg	1	☼	8260D	Total/NA
Toluene	0.0012		0.00091	0.00021	mg/Kg	1	☼	8260D	Total/NA

Client Sample ID: WC-SP-01_C_20221028 — Lab Sample ID: 460-268408-2

Analyte	Result	Qualifier	RL	MDL	Unit	Dil Fac	D	Method	Prep Type
Acenaphthene	0.026	J	0.39	0.011	mg/Kg	1	☼	8270E	Total/NA
Acenaphthylene	0.090	J	0.39	0.011	mg/Kg	1	☼	8270E	Total/NA
Anthracene	0.063	J	0.39	0.012	mg/Kg	1	☼	8270E	Total/NA
Benzo[a]anthracene	0.19		0.039	0.014	mg/Kg	1	☼	8270E	Total/NA
Benzo[a]pyrene	0.19		0.039	0.010	mg/Kg	1	☼	8270E	Total/NA
Benzo[b]fluoranthene	0.28		0.039	0.010	mg/Kg	1	☼	8270E	Total/NA
Benzo[g,h,i]perylene	0.11	J	0.39	0.012	mg/Kg	1	☼	8270E	Total/NA
Benzo[k]fluoranthene	0.078		0.039	0.0077	mg/Kg	1	☼	8270E	Total/NA
Carbazole	0.024	J	0.39	0.015	mg/Kg	1	☼	8270E	Total/NA
Chrysene	0.18	J	0.39	0.0066	mg/Kg	1	☼	8270E	Total/NA
Dibenz(a,h)anthracene	0.045		0.039	0.017	mg/Kg	1	☼	8270E	Total/NA
Fluoranthene	0.34	J	0.39	0.014	mg/Kg	1	☼	8270E	Total/NA
Indeno[1,2,3-cd]pyrene	0.13		0.039	0.015	mg/Kg	1	☼	8270E	Total/NA
Phenanthrene	0.20	J	0.39	0.0069	mg/Kg	1	☼	8270E	Total/NA
Pyrene	0.31	J	0.39	0.0097	mg/Kg	1	☼	8270E	Total/NA
C10-C44	180		10	0.65	mg/Kg	1	☼	8015D	Total/NA
Total EPH (C9-C40)	110		82	82	mg/Kg	5	☼	NJDEP EPH	Total/NA
Aluminum	8940		22.0	6.1	mg/Kg	1	☼	6020B	Total/NA
Antimony	0.31	J	1.1	0.16	mg/Kg	1	☼	6020B	Total/NA
Arsenic	5.1		1.1	0.11	mg/Kg	1	☼	6020B	Total/NA
Barium	143		2.2	0.16	mg/Kg	1	☼	6020B	Total/NA
Beryllium	0.54		0.44	0.063	mg/Kg	1	☼	6020B	Total/NA
Cadmium	0.36	J	1.1	0.12	mg/Kg	1	☼	6020B	Total/NA
Calcium	34000		110	19.5	mg/Kg	1	☼	6020B	Total/NA
Chromium	24.3		2.2	1.0	mg/Kg	1	☼	6020B	Total/NA
Cobalt	8.9		2.2	0.16	mg/Kg	1	☼	6020B	Total/NA
Copper	46.5		2.2	0.41	mg/Kg	1	☼	6020B	Total/NA
Iron	34500		66.1	22.3	mg/Kg	1	☼	6020B	Total/NA
Lead	203		0.66	0.22	mg/Kg	1	☼	6020B	Total/NA
Magnesium	10100		110	11.2	mg/Kg	1	☼	6020B	Total/NA
Manganese	436		4.4	0.44	mg/Kg	1	☼	6020B	Total/NA
Nickel	19.7		2.2	0.52	mg/Kg	1	☼	6020B	Total/NA
Potassium	1960		110	17.9	mg/Kg	1	☼	6020B	Total/NA
Selenium	0.23	J	1.4	0.14	mg/Kg	1	☼	6020B	Total/NA
Silver	0.11	J	0.44	0.098	mg/Kg	1	☼	6020B	Total/NA
Sodium	769		110	50.4	mg/Kg	1	☼	6020B	Total/NA
Thallium	0.16	J	0.44	0.045	mg/Kg	1	☼	6020B	Total/NA
Vanadium	35.9		2.2	0.23	mg/Kg	1	☼	6020B	Total/NA
Zinc	179		8.8	3.4	mg/Kg	1	☼	6020B	Total/NA
Barium	613		40.0	9.1	ug/L	10		6020B	TCLP

This Detection Summary does not include radiochemical test results.

Client Sample ID: WC-SP-01_C_20221028 (Continued) — Lab Sample ID: 460-268408-2

Analyte	Result	Qualifier	RL	MDL	Unit	Dil Fac	D	Method	Prep Type
Copper	24.9	J	40.0	24.5	ug/L	10		6020B	TCLP
Lead	76.0		12.0	8.4	ug/L	10		6020B	TCLP
Nickel	12.1	J B	40.0	9.1	ug/L	10		6020B	TCLP
Zinc	514		160	65.2	ug/L	10		6020B	TCLP
Mercury	0.23		0.019	0.0090	mg/Kg	1	☼	7471B	Total/NA
Cr (III)	24.3		2.0	2.0	mg/Kg	1		7196A	Total/NA
Cyanide, Total	1.7		0.28	0.15	mg/Kg	1	☼	9012B	Total/NA
pH	8.0	HF			SU	1		9045D	Total/NA
Temperature	22.4	HF			Degrees C	1		9045D	Total/NA
Corrosivity	8.0	HF			SU	1		9045D	Total/NA

Client Sample ID: WC-SP-02_G_20221028 — Lab Sample ID: 460-268408-3

Analyte	Result	Qualifier	RL	MDL	Unit	Dil Fac	D	Method	Prep Type
Methylene Chloride	160		0.49	0.10	mg/Kg	200	☼	8260D	Total/NA

Client Sample ID: WC-SP-02_C_20221028 — Lab Sample ID: 460-268408-4

Analyte	Result	Qualifier	RL	MDL	Unit	Dil Fac	D	Method	Prep Type
Methylene Chloride	0.0018	J	0.0022	0.0013	mg/Kg	1	☼	8260D	Total/NA
Acenaphthene	0.024	J	0.37	0.011	mg/Kg	1	☼	8270E	Total/NA
Acenaphthylene	0.094	J	0.37	0.011	mg/Kg	1	☼	8270E	Total/NA
Anthracene	0.11	J	0.37	0.011	mg/Kg	1	☼	8270E	Total/NA
Benzo[a]anthracene	0.47		0.037	0.013	mg/Kg	1	☼	8270E	Total/NA
Benzo[a]pyrene	0.45		0.037	0.010	mg/Kg	1	☼	8270E	Total/NA
Benzo[b]fluoranthene	0.68		0.037	0.0097	mg/Kg	1	☼	8270E	Total/NA
Benzo[g,h,i]perylene	0.24	J	0.37	0.011	mg/Kg	1	☼	8270E	Total/NA
Benzo[k]fluoranthene	0.16		0.037	0.0073	mg/Kg	1	☼	8270E	Total/NA
Chrysene	0.47		0.37	0.0063	mg/Kg	1	☼	8270E	Total/NA
Dibenz(a,h)anthracene	0.087		0.037	0.016	mg/Kg	1	☼	8270E	Total/NA
Fluoranthene	0.73		0.37	0.013	mg/Kg	1	☼	8270E	Total/NA
Indeno[1,2,3-cd]pyrene	0.29		0.037	0.015	mg/Kg	1	☼	8270E	Total/NA
Phenanthrene	0.39		0.37	0.0066	mg/Kg	1	☼	8270E	Total/NA
Pyrene	0.88		0.37	0.0093	mg/Kg	1	☼	8270E	Total/NA
C10-C44	2200		200	12	mg/Kg	20	☼	8015D	Total/NA
Total EPH (C9-C40)	80		79	79	mg/Kg	5	☼	NJDEP EPH	Total/NA
Aluminum	8250		22.7	6.2	mg/Kg	1	☼	6020B	Total/NA
Antimony	0.77	J	1.1	0.17	mg/Kg	1	☼	6020B	Total/NA
Arsenic	33.2		1.1	0.12	mg/Kg	1	☼	6020B	Total/NA
Barium	470		2.3	0.16	mg/Kg	1	☼	6020B	Total/NA
Beryllium	0.68		0.45	0.065	mg/Kg	1	☼	6020B	Total/NA
Cadmium	1.1		1.1	0.13	mg/Kg	1	☼	6020B	Total/NA
Calcium	68600		566	100	mg/Kg	5	☼	6020B	Total/NA
Chromium	17.2		2.3	1.0	mg/Kg	1	☼	6020B	Total/NA
Cobalt	7.2		2.3	0.17	mg/Kg	1	☼	6020B	Total/NA
Copper	40.6		2.3	0.42	mg/Kg	1	☼	6020B	Total/NA
Iron	15000		68.0	22.9	mg/Kg	1	☼	6020B	Total/NA
Lead	935		0.68	0.23	mg/Kg	1	☼	6020B	Total/NA
Magnesium	8200		113	11.6	mg/Kg	1	☼	6020B	Total/NA
Manganese	342		4.5	0.46	mg/Kg	1	☼	6020B	Total/NA
Nickel	16.0		2.3	0.53	mg/Kg	1	☼	6020B	Total/NA
Potassium	1590		113	18.3	mg/Kg	1	☼	6020B	Total/NA

This Detection Summary does not include radiochemical test results.

Client Sample ID: WC-SP-02_C_20221028 (Continued)

Lab Sample ID: 460-268408-4

Analyte	Result	Qualifier	RL	MDL	Unit	Dil Fac	D	Method	Prep Type
Selenium	13.2		1.4	0.14	mg/Kg	1	☼	6020B	Total/NA
Silver	0.24	J	0.45	0.10	mg/Kg	1	☼	6020B	Total/NA
Sodium	614		113	51.8	mg/Kg	1	☼	6020B	Total/NA
Thallium	0.39	J	0.45	0.046	mg/Kg	1	☼	6020B	Total/NA
Vanadium	25.9		2.3	0.23	mg/Kg	1	☼	6020B	Total/NA
Zinc	452		9.1	3.5	mg/Kg	1	☼	6020B	Total/NA
Barium	416		40.0	9.1	ug/L	10		6020B	TCLP
Cadmium	9.1	J	20.0	3.9	ug/L	10		6020B	TCLP
Lead	684		12.0	8.4	ug/L	10		6020B	TCLP
Selenium	14.4	J	25.0	5.9	ug/L	10		6020B	TCLP
Zinc	527		160	65.2	ug/L	10		6020B	TCLP
Mercury	0.60		0.019	0.0091	mg/Kg	1	☼	7471B	Total/NA
Cr (III)	17.2		2.0	2.0	mg/Kg	1		7196A	Total/NA
Cyanide, Total	0.23	J	0.26	0.14	mg/Kg	1	☼	9012B	Total/NA
pH	8.2	HF			SU	1		9045D	Total/NA
Temperature	22.7	HF			Degrees C	1		9045D	Total/NA
Corrosivity	8.2	HF			SU	1		9045D	Total/NA

This Detection Summary does not include radiochemical test results.

Client: AKRF Inc
Project/Site: 350 Grand Concourse

Job ID: 460-268408-1

Client Sample ID: WC-SP-01_G_20221028
Date Collected: 10/28/22 10:00
Date Received: 10/28/22 18:00

Lab Sample ID: 460-268408-1
Matrix: Solid
Percent Solids: 93.7

Method: SW846 8260D - Volatile Organic Compounds by GC/MS

Analyte	Result	Qualifier	RL	MDL	Unit	D	Prepared	Analyzed	Dil Fac
1,1,1-Trichloroethane	0.00091	U	0.00091	0.00021	mg/Kg	☼	10/30/22 17:29	11/03/22 12:24	1
1,1,2,2-Tetrachloroethane	0.00091	U	0.00091	0.00019	mg/Kg	☼	10/30/22 17:29	11/03/22 12:24	1
1,1,2-Trichloro-1,2,2-trifluoroethane	0.00091	U	0.00091	0.00027	mg/Kg	☼	10/30/22 17:29	11/03/22 12:24	1
1,1,2-Trichloroethane	0.00091	U	0.00091	0.00016	mg/Kg	☼	10/30/22 17:29	11/03/22 12:24	1
1,1-Dichloroethane	0.00091	U	0.00091	0.00019	mg/Kg	☼	10/30/22 17:29	11/03/22 12:24	1
1,1-Dichloroethene	0.00091	U	0.00091	0.00020	mg/Kg	☼	10/30/22 17:29	11/03/22 12:24	1
1,2,3-Trichlorobenzene	0.00091	U	0.00091	0.00016	mg/Kg	☼	10/30/22 17:29	11/03/22 12:24	1
1,2,4-Trichlorobenzene	0.00091	U	0.00091	0.00033	mg/Kg	☼	10/30/22 17:29	11/03/22 12:24	1
1,2-Dibromo-3-Chloropropane	0.00091	U	0.00091	0.00042	mg/Kg	☼	10/30/22 17:29	11/03/22 12:24	1
1,2-Dichlorobenzene	0.00091	U	0.00091	0.00033	mg/Kg	☼	10/30/22 17:29	11/03/22 12:24	1
1,2-Dichloroethane	0.00091	U	0.00091	0.00027	mg/Kg	☼	10/30/22 17:29	11/03/22 12:24	1
1,2-Dichloropropane	0.00091	U	0.00091	0.00038	mg/Kg	☼	10/30/22 17:29	11/03/22 12:24	1
1,3-Dichlorobenzene	0.00091	U	0.00091	0.00033	mg/Kg	☼	10/30/22 17:29	11/03/22 12:24	1
1,4-Dichlorobenzene	0.00091	U	0.00091	0.00020	mg/Kg	☼	10/30/22 17:29	11/03/22 12:24	1
2-Butanone (MEK)	**0.34**		0.0045	0.00033	mg/Kg	☼	10/30/22 17:29	11/03/22 12:24	1
2-Hexanone	0.0045	U	0.0045	0.0016	mg/Kg	☼	10/30/22 17:29	11/03/22 12:24	1
4-Methyl-2-pentanone (MIBK)	0.0045	U	0.0045	0.0014	mg/Kg	☼	10/30/22 17:29	11/03/22 12:24	1
Acetone	**0.019**		0.0055	0.0052	mg/Kg	☼	10/30/22 17:29	11/03/22 12:24	1
Acrolein	0.091	U	0.091	0.025	mg/Kg	☼	10/30/22 17:29	11/03/22 12:24	1
Acrylonitrile	0.0091	U	0.0091	0.0044	mg/Kg	☼	10/30/22 17:29	11/03/22 12:24	1
Benzene	**0.00038**	**J**	0.00091	0.00023	mg/Kg	☼	10/30/22 17:29	11/03/22 12:24	1
Bromoform	0.00091	U *	0.00091	0.00039	mg/Kg	☼	10/30/22 17:29	11/03/22 12:24	1
Bromomethane	0.0018	U	0.0018	0.00091	mg/Kg	☼	10/30/22 17:29	11/03/22 12:24	1
Carbon disulfide	0.00091	U	0.00091	0.00024	mg/Kg	☼	10/30/22 17:29	11/03/22 12:24	1
Carbon tetrachloride	0.00091	U *	0.00091	0.00035	mg/Kg	☼	10/30/22 17:29	11/03/22 12:24	1
Chlorobenzene	0.00091	U	0.00091	0.00016	mg/Kg	☼	10/30/22 17:29	11/03/22 12:24	1
Chlorobromomethane	0.00091	U	0.00091	0.00026	mg/Kg	☼	10/30/22 17:29	11/03/22 12:24	1
Chlorodibromomethane	0.00091	U *	0.00091	0.00018	mg/Kg	☼	10/30/22 17:29	11/03/22 12:24	1
Chloroethane	0.00091	U	0.00091	0.00047	mg/Kg	☼	10/30/22 17:29	11/03/22 12:24	1
Chloroform	0.00091	U	0.00091	0.00088	mg/Kg	☼	10/30/22 17:29	11/03/22 12:24	1
Chloromethane	0.00091	U	0.00091	0.00040	mg/Kg	☼	10/30/22 17:29	11/03/22 12:24	1
cis-1,2-Dichloroethene	0.00091	U	0.00091	0.00033	mg/Kg	☼	10/30/22 17:29	11/03/22 12:24	1
cis-1,3-Dichloropropene	0.00091	U	0.00091	0.00025	mg/Kg	☼	10/30/22 17:29	11/03/22 12:24	1
Cyclohexane	0.00091	U	0.00091	0.00020	mg/Kg	☼	10/30/22 17:29	11/03/22 12:24	1
Dichlorobromomethane	0.00091	U	0.00091	0.00023	mg/Kg	☼	10/30/22 17:29	11/03/22 12:24	1
Dichlorodifluoromethane	0.00091	U	0.00091	0.00031	mg/Kg	☼	10/30/22 17:29	11/03/22 12:24	1
Ethylbenzene	**0.00056**	**J**	0.00091	0.00018	mg/Kg	☼	10/30/22 17:29	11/03/22 12:24	1
Ethylene Dibromide	0.00091	U	0.00091	0.00016	mg/Kg	☼	10/30/22 17:29	11/03/22 12:24	1
Isopropylbenzene	0.00091	U	0.00091	0.00026	mg/Kg	☼	10/30/22 17:29	11/03/22 12:24	1
Methyl acetate	0.0045	U	0.0045	0.0039	mg/Kg	☼	10/30/22 17:29	11/03/22 12:24	1
Methyl tert-butyl ether	0.00091	U	0.00091	0.00047	mg/Kg	☼	10/30/22 17:29	11/03/22 12:24	1
Methylcyclohexane	0.00091	U	0.00091	0.00045	mg/Kg	☼	10/30/22 17:29	11/03/22 12:24	1
Methylene Chloride	0.0018	U	0.0018	0.0010	mg/Kg	☼	10/30/22 17:29	11/03/22 12:24	1
m-Xylene & p-Xylene	**0.0017**		0.00091	0.00016	mg/Kg	☼	10/30/22 17:29	11/03/22 12:24	1
o-Xylene	**0.0012**		0.00091	0.00018	mg/Kg	☼	10/30/22 17:29	11/03/22 12:24	1
Styrene	0.00091	U	0.00091	0.00025	mg/Kg	☼	10/30/22 17:29	11/03/22 12:24	1
TBA	0.0091	U	0.0091	0.0071	mg/Kg	☼	10/30/22 17:29	11/03/22 12:24	1
Tetrachloroethene	0.00091	U	0.00091	0.00028	mg/Kg	☼	10/30/22 17:29	11/03/22 12:24	1
Toluene	**0.0012**		0.00091	0.00021	mg/Kg	☼	10/30/22 17:29	11/03/22 12:24	1

Client Sample ID: WC-SP-01_G_20221028

Lab Sample ID: 460-268408-1

Date Collected: 10/28/22 10:00
Matrix: Solid
Date Received: 10/28/22 18:00
Percent Solids: 93.7

Method: SW846 8260D - Volatile Organic Compounds by GC/MS (Continued)

Analyte	Result	Qualifier	RL	MDL	Unit	D	Prepared	Analyzed	Dil Fac
trans-1,2-Dichloroethene	0.00091	U	0.00091	0.00022	mg/Kg	☼	10/30/22 17:29	11/03/22 12:24	1
trans-1,3-Dichloropropene	0.00091	U	0.00091	0.00024	mg/Kg	☼	10/30/22 17:29	11/03/22 12:24	1
Trichloroethene	0.00091	U	0.00091	0.00029	mg/Kg	☼	10/30/22 17:29	11/03/22 12:24	1
Trichlorofluoromethane	0.00091	U	0.00091	0.00037	mg/Kg	☼	10/30/22 17:29	11/03/22 12:24	1
Vinyl chloride	0.00091	U	0.00091	0.00050	mg/Kg	☼	10/30/22 17:29	11/03/22 12:24	1

Tentatively Identified Compound	*Est. Result*	*Qualifier*	*Unit*	*D*	*RT*	*CAS No.*	*Prepared*	*Analyzed*	*Dil Fac*
Tentatively Identified Compound	*None*		*mg/Kg*	☼			*10/30/22 17:29*	*11/03/22 12:24*	*1*

Surrogate	*%Recovery*	*Qualifier*	*Limits*	*Prepared*	*Analyzed*	*Dil Fac*
1,2-Dichloroethane-d4 (Surr)	*102*		*72 - 145*	*10/30/22 17:29*	*11/03/22 12:24*	*1*
4-Bromofluorobenzene	*96*		*75 - 139*	*10/30/22 17:29*	*11/03/22 12:24*	*1*
Dibromofluoromethane (Surr)	*111*		*73 - 139*	*10/30/22 17:29*	*11/03/22 12:24*	*1*
Toluene-d8 (Surr)	*94*		*80 - 120*	*10/30/22 17:29*	*11/03/22 12:24*	*1*

General Chemistry

Analyte	Result	Qualifier	RL	RL	Unit	D	Prepared	Analyzed	Dil Fac
Percent Moisture (EPA Moisture)	**6.3**		1.0	1.0	%			10/29/22 08:11	1
Percent Solids (EPA Moisture)	**93.7**		1.0	1.0	%			10/29/22 08:11	1

Client Sample ID: WC-SP-01_C_20221028

Lab Sample ID: 460-268408-2

Date Collected: 10/28/22 10:10
Matrix: Solid
Date Received: 10/28/22 18:00
Percent Solids: 84.8

Method: SW846 8260D - Volatile Organic Compounds by GC/MS

Analyte	Result	Qualifier	RL	MDL	Unit	D	Prepared	Analyzed	Dil Fac
1,1,1-Trichloroethane	0.0012	U	0.0012	0.00028	mg/Kg	☼	10/30/22 16:41	11/02/22 14:14	1
1,1,2,2-Tetrachloroethane	0.0012	U	0.0012	0.00026	mg/Kg	☼	10/30/22 16:41	11/02/22 14:14	1
1,1,2-Trichloro-1,2,2-trifluoroethane	0.0012	U	0.0012	0.00036	mg/Kg	☼	10/30/22 16:41	11/02/22 14:14	1
1,1,2-Trichloroethane	0.0012	U	0.0012	0.00021	mg/Kg	☼	10/30/22 16:41	11/02/22 14:14	1
1,1-Dichloroethane	0.0012	U	0.0012	0.00025	mg/Kg	☼	10/30/22 16:41	11/02/22 14:14	1
1,1-Dichloroethene	0.0012	U	0.0012	0.00027	mg/Kg	☼	10/30/22 16:41	11/02/22 14:14	1
1,2,3-Trichlorobenzene	0.0012	U	0.0012	0.00022	mg/Kg	☼	10/30/22 16:41	11/02/22 14:14	1
1,2,4-Trichlorobenzene	0.0012	U	0.0012	0.00043	mg/Kg	☼	10/30/22 16:41	11/02/22 14:14	1
1,2-Dibromo-3-Chloropropane	0.0012	U	0.0012	0.00055	mg/Kg	☼	10/30/22 16:41	11/02/22 14:14	1
1,2-Dichlorobenzene	0.0012	U	0.0012	0.00043	mg/Kg	☼	10/30/22 16:41	11/02/22 14:14	1
1,2-Dichloroethane	0.0012	U	0.0012	0.00036	mg/Kg	☼	10/30/22 16:41	11/02/22 14:14	1
1,2-Dichloropropane	0.0012	U	0.0012	0.00051	mg/Kg	☼	10/30/22 16:41	11/02/22 14:14	1
1,3-Dichlorobenzene	0.0012	U	0.0012	0.00044	mg/Kg	☼	10/30/22 16:41	11/02/22 14:14	1
1,4-Dichlorobenzene	0.0012	U	0.0012	0.00027	mg/Kg	☼	10/30/22 16:41	11/02/22 14:14	1
2-Butanone (MEK)	0.0060	U	0.0060	0.00044	mg/Kg	☼	10/30/22 16:41	11/02/22 14:14	1
2-Hexanone	0.0060	U	0.0060	0.0021	mg/Kg	☼	10/30/22 16:41	11/02/22 14:14	1
4-Methyl-2-pentanone (MIBK)	0.0060	U	0.0060	0.0019	mg/Kg	☼	10/30/22 16:41	11/02/22 14:14	1
Acetone	0.0072	U	0.0072	0.0069	mg/Kg	☼	10/30/22 16:41	11/02/22 14:14	1
Acrolein	0.12	U	0.12	0.034	mg/Kg	☼	10/30/22 16:41	11/02/22 14:14	1
Acrylonitrile	0.012	U	0.012	0.0059	mg/Kg	☼	10/30/22 16:41	11/02/22 14:14	1
Benzene	0.0012	U	0.0012	0.00031	mg/Kg	☼	10/30/22 16:41	11/02/22 14:14	1
Bromoform	0.0012	U *	0.0012	0.00051	mg/Kg	☼	10/30/22 16:41	11/02/22 14:14	1
Bromomethane	0.0024	U	0.0024	0.0012	mg/Kg	☼	10/30/22 16:41	11/02/22 14:14	1
Carbon disulfide	0.0012	U *	0.0012	0.00032	mg/Kg	☼	10/30/22 16:41	11/02/22 14:14	1
Carbon tetrachloride	0.0012	U *	0.0012	0.00047	mg/Kg	☼	10/30/22 16:41	11/02/22 14:14	1

Client Sample ID: WC-SP-01_C_20221028

Date Collected: 10/28/22 10:10
Date Received: 10/28/22 18:00

Lab Sample ID: 460-268408-2

Matrix: Solid
Percent Solids: 84.8

Method: SW846 8260D - Volatile Organic Compounds by GC/MS (Continued)

Analyte	Result	Qualifier	RL	MDL	Unit	D	Prepared	Analyzed	Dil Fac
Chlorobenzene	0.0012	U	0.0012	0.00021	mg/Kg	☼	10/30/22 16:41	11/02/22 14:14	1
Chlorobromomethane	0.0012	U	0.0012	0.00034	mg/Kg	☼	10/30/22 16:41	11/02/22 14:14	1
Chlorodibromomethane	0.0012	U *	0.0012	0.00023	mg/Kg	☼	10/30/22 16:41	11/02/22 14:14	1
Chloroethane	0.0012	U	0.0012	0.00063	mg/Kg	☼	10/30/22 16:41	11/02/22 14:14	1
Chloroform	0.0012	U	0.0012	0.0012	mg/Kg	☼	10/30/22 16:41	11/02/22 14:14	1
Chloromethane	0.0012	U	0.0012	0.00052	mg/Kg	☼	10/30/22 16:41	11/02/22 14:14	1
cis-1,2-Dichloroethene	0.0012	U	0.0012	0.00043	mg/Kg	☼	10/30/22 16:41	11/02/22 14:14	1
cis-1,3-Dichloropropene	0.0012	U	0.0012	0.00033	mg/Kg	☼	10/30/22 16:41	11/02/22 14:14	1
Cyclohexane	0.0012	U	0.0012	0.00027	mg/Kg	☼	10/30/22 16:41	11/02/22 14:14	1
Dichlorobromomethane	0.0012	U	0.0012	0.00031	mg/Kg	☼	10/30/22 16:41	11/02/22 14:14	1
Dichlorodifluoromethane	0.0012	U	0.0012	0.00041	mg/Kg	☼	10/30/22 16:41	11/02/22 14:14	1
Ethylbenzene	0.0012	U	0.0012	0.00024	mg/Kg	☼	10/30/22 16:41	11/02/22 14:14	1
Ethylene Dibromide	0.0012	U	0.0012	0.00022	mg/Kg	☼	10/30/22 16:41	11/02/22 14:14	1
Isopropylbenzene	0.0012	U	0.0012	0.00034	mg/Kg	☼	10/30/22 16:41	11/02/22 14:14	1
Methyl acetate	0.0060	U	0.0060	0.0052	mg/Kg	☼	10/30/22 16:41	11/02/22 14:14	1
Methyl tert-butyl ether	0.0012	U	0.0012	0.00062	mg/Kg	☼	10/30/22 16:41	11/02/22 14:14	1
Methylcyclohexane	0.0012	U	0.0012	0.00060	mg/Kg	☼	10/30/22 16:41	11/02/22 14:14	1
Methylene Chloride	0.0024	U	0.0024	0.0014	mg/Kg	☼	10/30/22 16:41	11/02/22 14:14	1
m-Xylene & p-Xylene	0.0012	U	0.0012	0.00021	mg/Kg	☼	10/30/22 16:41	11/02/22 14:14	1
o-Xylene	0.0012	U	0.0012	0.00023	mg/Kg	☼	10/30/22 16:41	11/02/22 14:14	1
Styrene	0.0012	U	0.0012	0.00033	mg/Kg	☼	10/30/22 16:41	11/02/22 14:14	1
TBA	0.012	U	0.012	0.0094	mg/Kg	☼	10/30/22 16:41	11/02/22 14:14	1
Tetrachloroethene	0.0012	U	0.0012	0.00037	mg/Kg	☼	10/30/22 16:41	11/02/22 14:14	1
Toluene	0.0012	U	0.0012	0.00028	mg/Kg	☼	10/30/22 16:41	11/02/22 14:14	1
trans-1,2-Dichloroethene	0.0012	U	0.0012	0.00030	mg/Kg	☼	10/30/22 16:41	11/02/22 14:14	1
trans-1,3-Dichloropropene	0.0012	U	0.0012	0.00032	mg/Kg	☼	10/30/22 16:41	11/02/22 14:14	1
Trichloroethene	0.0012	U	0.0012	0.00039	mg/Kg	☼	10/30/22 16:41	11/02/22 14:14	1
Trichlorofluoromethane	0.0012	U	0.0012	0.00049	mg/Kg	☼	10/30/22 16:41	11/02/22 14:14	1
Vinyl chloride	0.0012	U	0.0012	0.00066	mg/Kg	☼	10/30/22 16:41	11/02/22 14:14	1

Tentatively Identified Compound	*Est. Result*	*Qualifier*	*Unit*	*D*	*RT*	*CAS No.*	*Prepared*	*Analyzed*	*Dil Fac*
Tentatively Identified Compound	*None*		*mg/Kg*	☼			*10/30/22 16:41*	*11/02/22 14:14*	*1*

Surrogate	*%Recovery*	*Qualifier*	*Limits*	*Prepared*	*Analyzed*	*Dil Fac*
1,2-Dichloroethane-d4 (Surr)	*96*		*72 - 145*	*10/30/22 16:41*	*11/02/22 14:14*	*1*
4-Bromofluorobenzene	*98*		*75 - 139*	*10/30/22 16:41*	*11/02/22 14:14*	*1*
Dibromofluoromethane (Surr)	*109*		*73 - 139*	*10/30/22 16:41*	*11/02/22 14:14*	*1*
Toluene-d8 (Surr)	*97*		*80 - 120*	*10/30/22 16:41*	*11/02/22 14:14*	*1*

Method: SW846 8270E - Semivolatile Organic Compounds (GC/MS)

Analyte	Result	Qualifier	RL	MDL	Unit	D	Prepared	Analyzed	Dil Fac
1,1'-Biphenyl	0.39	U	0.39	0.014	mg/Kg	☼	10/30/22 17:15	10/31/22 16:58	1
1,2,4,5-Tetrachlorobenzene	0.39	U	0.39	0.012	mg/Kg	☼	10/30/22 17:15	10/31/22 16:58	1
1,2-Diphenylhydrazine	0.39	U	0.39	0.015	mg/Kg	☼	10/30/22 17:15	10/31/22 16:58	1
1,4-Dioxane	0.039	U	0.039	0.034	mg/Kg	☼	10/30/22 17:15	10/31/22 16:58	1
2,2'-oxybis[1-chloropropane]	0.39	U	0.39	0.0071	mg/Kg	☼	10/30/22 17:15	10/31/22 16:58	1
2,3,4,6-Tetrachlorophenol	0.39	U	0.39	0.026	mg/Kg	☼	10/30/22 17:15	10/31/22 16:58	1
2,4,5-Trichlorophenol	0.39	U	0.39	0.040	mg/Kg	☼	10/30/22 17:15	10/31/22 16:58	1
2,4,6-Trichlorophenol	0.16	U	0.16	0.050	mg/Kg	☼	10/30/22 17:15	10/31/22 16:58	1
2,4-Dichlorophenol	0.16	U	0.16	0.025	mg/Kg	☼	10/30/22 17:15	10/31/22 16:58	1

Client: AKRF Inc
Project/Site: 350 Grand Concourse

Job ID: 460-268408-1

Client Sample ID: WC-SP-01_C_20221028
Date Collected: 10/28/22 10:10
Date Received: 10/28/22 18:00

Lab Sample ID: 460-268408-2
Matrix: Solid
Percent Solids: 84.8

Method: SW846 8270E - Semivolatile Organic Compounds (GC/MS) (Continued)

Analyte	Result	Qualifier	RL	MDL	Unit	D	Prepared	Analyzed	Dil Fac
2,4-Dimethylphenol	0.39	U	0.39	0.047	mg/Kg	☼	10/30/22 17:15	10/31/22 16:58	1
2,4-Dinitrophenol	0.31	U	0.31	0.19	mg/Kg	☼	10/30/22 17:15	10/31/22 16:58	1
2,4-Dinitrotoluene	0.079	U	0.079	0.042	mg/Kg	☼	10/30/22 17:15	10/31/22 16:58	1
2,6-Dinitrotoluene	0.079	U	0.079	0.028	mg/Kg	☼	10/30/22 17:15	10/31/22 16:58	1
2-Chloronaphthalene	0.39	U	0.39	0.018	mg/Kg	☼	10/30/22 17:15	10/31/22 16:58	1
2-Chlorophenol	0.39	U	0.39	0.014	mg/Kg	☼	10/30/22 17:15	10/31/22 16:58	1
2-Methylnaphthalene	0.39	U	0.39	0.011	mg/Kg	☼	10/30/22 17:15	10/31/22 16:58	1
2-Methylphenol	0.39	U	0.39	0.015	mg/Kg	☼	10/30/22 17:15	10/31/22 16:58	1
2-Nitroaniline	0.39	U	0.39	0.030	mg/Kg	☼	10/30/22 17:15	10/31/22 16:58	1
2-Nitrophenol	0.39	U	0.39	0.039	mg/Kg	☼	10/30/22 17:15	10/31/22 16:58	1
3,3'-Dichlorobenzidine	0.16	U	0.16	0.059	mg/Kg	☼	10/30/22 17:15	10/31/22 16:58	1
3-Nitroaniline	0.39	U	0.39	0.093	mg/Kg	☼	10/30/22 17:15	10/31/22 16:58	1
4,6-Dinitro-2-methylphenol	0.31	U	0.31	0.16	mg/Kg	☼	10/30/22 17:15	10/31/22 16:58	1
4-Bromophenyl phenyl ether	0.39	U	0.39	0.015	mg/Kg	☼	10/30/22 17:15	10/31/22 16:58	1
4-Chloro-3-methylphenol	0.39	U	0.39	0.022	mg/Kg	☼	10/30/22 17:15	10/31/22 16:58	1
4-Chloroaniline	0.39	U	0.39	0.069	mg/Kg	☼	10/30/22 17:15	10/31/22 16:58	1
4-Chlorophenyl phenyl ether	0.39	U	0.39	0.014	mg/Kg	☼	10/30/22 17:15	10/31/22 16:58	1
4-Methylphenol	0.39	U	0.39	0.024	mg/Kg	☼	10/30/22 17:15	10/31/22 16:58	1
4-Nitroaniline	0.39	U	0.39	0.045	mg/Kg	☼	10/30/22 17:15	10/31/22 16:58	1
4-Nitrophenol	0.79	U	0.79	0.064	mg/Kg	☼	10/30/22 17:15	10/31/22 16:58	1
Acenaphthene	**0.026**	**J**	0.39	0.011	mg/Kg	☼	10/30/22 17:15	10/31/22 16:58	1
Acenaphthylene	**0.090**	**J**	0.39	0.011	mg/Kg	☼	10/30/22 17:15	10/31/22 16:58	1
Acetophenone	0.39	U	0.39	0.019	mg/Kg	☼	10/30/22 17:15	10/31/22 16:58	1
Anthracene	**0.063**	**J**	0.39	0.012	mg/Kg	☼	10/30/22 17:15	10/31/22 16:58	1
Atrazine	0.16	U	0.16	0.023	mg/Kg	☼	10/30/22 17:15	10/31/22 16:58	1
Benzaldehyde	0.39	U	0.39	0.065	mg/Kg	☼	10/30/22 17:15	10/31/22 16:58	1
Benzidine	0.39	U	0.39	0.082	mg/Kg	☼	10/30/22 17:15	10/31/22 16:58	1
Benzo[a]anthracene	**0.19**		0.039	0.014	mg/Kg	☼	10/30/22 17:15	10/31/22 16:58	1
Benzo[a]pyrene	**0.19**		0.039	0.010	mg/Kg	☼	10/30/22 17:15	10/31/22 16:58	1
Benzo[b]fluoranthene	**0.28**		0.039	0.010	mg/Kg	☼	10/30/22 17:15	10/31/22 16:58	1
Benzo[g,h,i]perylene	**0.11**	**J**	0.39	0.012	mg/Kg	☼	10/30/22 17:15	10/31/22 16:58	1
Benzo[k]fluoranthene	**0.078**		0.039	0.0077	mg/Kg	☼	10/30/22 17:15	10/31/22 16:58	1
Bis(2-chloroethoxy)methane	0.39	U	0.39	0.030	mg/Kg	☼	10/30/22 17:15	10/31/22 16:58	1
Bis(2-chloroethyl)ether	0.039	U	0.039	0.014	mg/Kg	☼	10/30/22 17:15	10/31/22 16:58	1
Bis(2-ethylhexyl) phthalate	0.39	U	0.39	0.021	mg/Kg	☼	10/30/22 17:15	10/31/22 16:58	1
Butyl benzyl phthalate	0.39	U	0.39	0.018	mg/Kg	☼	10/30/22 17:15	10/31/22 16:58	1
Caprolactam	0.39	U	0.39	0.061	mg/Kg	☼	10/30/22 17:15	10/31/22 16:58	1
Carbazole	**0.024**	**J**	0.39	0.015	mg/Kg	☼	10/30/22 17:15	10/31/22 16:58	1
Chrysene	**0.18**	**J**	0.39	0.0066	mg/Kg	☼	10/30/22 17:15	10/31/22 16:58	1
Dibenz(a,h)anthracene	**0.045**		0.039	0.017	mg/Kg	☼	10/30/22 17:15	10/31/22 16:58	1
Dibenzofuran	0.39	U	0.39	0.013	mg/Kg	☼	10/30/22 17:15	10/31/22 16:58	1
Diethyl phthalate	0.39	U	0.39	0.013	mg/Kg	☼	10/30/22 17:15	10/31/22 16:58	1
Dimethyl phthalate	0.39	U	0.39	0.089	mg/Kg	☼	10/30/22 17:15	10/31/22 16:58	1
Di-n-butyl phthalate	0.39	U	0.39	0.015	mg/Kg	☼	10/30/22 17:15	10/31/22 16:58	1
Di-n-octyl phthalate	0.39	U	0.39	0.021	mg/Kg	☼	10/30/22 17:15	10/31/22 16:58	1
Fluoranthene	**0.34**	**J**	0.39	0.014	mg/Kg	☼	10/30/22 17:15	10/31/22 16:58	1
Fluorene	0.39	U	0.39	0.011	mg/Kg	☼	10/30/22 17:15	10/31/22 16:58	1
Hexachlorobenzene	0.039	U	0.039	0.019	mg/Kg	☼	10/30/22 17:15	10/31/22 16:58	1
Hexachlorobutadiene	0.079	U	0.079	0.0083	mg/Kg	☼	10/30/22 17:15	10/31/22 16:58	1

Client Sample ID: WC-SP-01_C_20221028

Date Collected: 10/28/22 10:10
Date Received: 10/28/22 18:00

Lab Sample ID: 460-268408-2

Matrix: Solid
Percent Solids: 84.8

Method: SW846 8270E - Semivolatile Organic Compounds (GC/MS) (Continued)

Analyte	Result	Qualifier	RL	MDL	Unit	D	Prepared	Analyzed	Dil Fac
Hexachlorocyclopentadiene	0.39	U	0.39	0.034	mg/Kg	☼	10/30/22 17:15	10/31/22 16:58	1
Hexachloroethane	0.039	U	0.039	0.013	mg/Kg	☼	10/30/22 17:15	10/31/22 16:58	1
Indeno[1,2,3-cd]pyrene	**0.13**		0.039	0.015	mg/Kg	☼	10/30/22 17:15	10/31/22 16:58	1
Isophorone	0.16	U	0.16	0.11	mg/Kg	☼	10/30/22 17:15	10/31/22 16:58	1
Naphthalene	0.39	U	0.39	0.0067	mg/Kg	☼	10/30/22 17:15	10/31/22 16:58	1
Nitrobenzene	0.039	U	0.039	0.022	mg/Kg	☼	10/30/22 17:15	10/31/22 16:58	1
N-Nitrosodi-n-propylamine	0.039	U	0.039	0.028	mg/Kg	☼	10/30/22 17:15	10/31/22 16:58	1
N-Nitrosodiphenylamine	0.39	U	0.39	0.032	mg/Kg	☼	10/30/22 17:15	10/31/22 16:58	1
Pentachlorophenol	0.31	U	0.31	0.080	mg/Kg	☼	10/30/22 17:15	10/31/22 16:58	1
Phenanthrene	**0.20**	**J**	0.39	0.0069	mg/Kg	☼	10/30/22 17:15	10/31/22 16:58	1
Phenol	0.39	U	0.39	0.014	mg/Kg	☼	10/30/22 17:15	10/31/22 16:58	1
Pyrene	**0.31**	**J**	0.39	0.0097	mg/Kg	☼	10/30/22 17:15	10/31/22 16:58	1
Pyridine	0.39	U	0.39	0.056	mg/Kg	☼	10/30/22 17:15	10/31/22 16:58	1

Tentatively Identified Compound	*Est. Result*	*Qualifier*	*Unit*	*D*	*RT*	*CAS No.*	*Prepared*	*Analyzed*	*Dil Fac*
Aldol condensation product	*0.67*	*A J*	*mg/Kg*	☼	*2.93*		*10/30/22 17:15*	*10/31/22 16:58*	*1*
Dibenz(a,e)aceanthrylene	*3.6*	*J N*	*mg/Kg*	☼	*10.85*	*5385-75-1*	*10/30/22 17:15*	*10/31/22 16:58*	*1*
3,4:8,9-Dibenzopyrene	*2.3*	*J N*	*mg/Kg*	☼	*11.33*	*189-64-0*	*10/30/22 17:15*	*10/31/22 16:58*	*1*
Unknown	*0.90*	*J*	*mg/Kg*	☼	*11.53*		*10/30/22 17:15*	*10/31/22 16:58*	*1*
Unknown	*0.40*	*J*	*mg/Kg*	☼	*12.06*		*10/30/22 17:15*	*10/31/22 16:58*	*1*
Unknown	*0.49*	*J*	*mg/Kg*	☼	*12.15*		*10/30/22 17:15*	*10/31/22 16:58*	*1*
Unknown	*0.66*	*J*	*mg/Kg*	☼	*12.62*		*10/30/22 17:15*	*10/31/22 16:58*	*1*
Coronene	*4.5*	*J N*	*mg/Kg*	☼	*13.14*	*191-07-1*	*10/30/22 17:15*	*10/31/22 16:58*	*1*
1,2:4,5-Dibenzopyrene	*2.0*	*J N*	*mg/Kg*	☼	*13.23*	*192-65-4*	*10/30/22 17:15*	*10/31/22 16:58*	*1*
Unknown	*2.0*	*J*	*mg/Kg*	☼	*13.50*		*10/30/22 17:15*	*10/31/22 16:58*	*1*
Unknown	*0.69*	*J*	*mg/Kg*	☼	*13.67*		*10/30/22 17:15*	*10/31/22 16:58*	*1*
Unknown	*0.35*	*J*	*mg/Kg*	☼	*13.91*		*10/30/22 17:15*	*10/31/22 16:58*	*1*

Surrogate	*%Recovery*	*Qualifier*	*Limits*	*Prepared*	*Analyzed*	*Dil Fac*
2,4,6-Tribromophenol (Surr)	*69*		*10 - 123*	*10/30/22 17:15*	*10/31/22 16:58*	*1*
2-Fluorobiphenyl	*68*		*22 - 122*	*10/30/22 17:15*	*10/31/22 16:58*	*1*
2-Fluorophenol (Surr)	*54*		*18 - 123*	*10/30/22 17:15*	*10/31/22 16:58*	*1*
Nitrobenzene-d5 (Surr)	*57*		*16 - 125*	*10/30/22 17:15*	*10/31/22 16:58*	*1*
Phenol-d5 (Surr)	*57*		*23 - 120*	*10/30/22 17:15*	*10/31/22 16:58*	*1*
Terphenyl-d14 (Surr)	*67*		*25 - 126*	*10/30/22 17:15*	*10/31/22 16:58*	*1*

Method: SW846 8015D - Gasoline Range Organics (GRO) (GC)

Analyte	Result	Qualifier	RL	RL	Unit	D	Prepared	Analyzed	Dil Fac
GRO	1.7	U	1.7	1.7	mg/Kg	☼	10/30/22 15:32	10/31/22 15:25	50

Surrogate	*%Recovery*	*Qualifier*	*Limits*	*Prepared*	*Analyzed*	*Dil Fac*
a,a,a-Trifluorotoluene	*118*		*75 - 150*	*10/30/22 15:32*	*10/31/22 15:25*	*50*

Method: SW846 8015D - Diesel Range Organics (DRO) (GC)

Analyte	Result	Qualifier	RL	MDL	Unit	D	Prepared	Analyzed	Dil Fac
C10-C44	**180**		10	0.65	mg/Kg	☼	11/03/22 10:15	11/04/22 10:38	1

Surrogate	*%Recovery*	*Qualifier*	*Limits*	*Prepared*	*Analyzed*	*Dil Fac*
o-Terphenyl	*102*		*10 - 150*	*11/03/22 10:15*	*11/04/22 10:38*	*1*

Client Sample ID: WC-SP-01_C_20221028

Date Collected: 10/28/22 10:10
Date Received: 10/28/22 18:00

Lab Sample ID: 460-268408-2

Matrix: Solid
Percent Solids: 84.8

Method: SW846 8081B - Organochlorine Pesticides (GC)

Analyte	Result	Qualifier	RL	MDL	Unit	D	Prepared	Analyzed	Dil Fac
4,4'-DDD	0.0079	U	0.0079	0.0013	mg/Kg	☼	10/29/22 21:51	10/31/22 09:05	1
4,4'-DDE	0.0079	U	0.0079	0.00093	mg/Kg	☼	10/29/22 21:51	10/31/22 09:05	1
4,4'-DDT	0.0079	U	0.0079	0.0014	mg/Kg	☼	10/29/22 21:51	10/31/22 09:05	1
Aldrin	0.0079	U	0.0079	0.0012	mg/Kg	☼	10/29/22 21:51	10/31/22 09:05	1
alpha-BHC	0.0023	U	0.0023	0.00080	mg/Kg	☼	10/29/22 21:51	10/31/22 09:05	1
beta-BHC	0.0023	U	0.0023	0.00088	mg/Kg	☼	10/29/22 21:51	10/31/22 09:05	1
Chlordane (technical)	0.079	U	0.079	0.019	mg/Kg	☼	10/29/22 21:51	10/31/22 09:05	1
cis-Chlordane	0.0079	U	0.0079	0.0012	mg/Kg	☼	10/29/22 21:51	10/31/22 09:05	1
delta-BHC	0.0023	U	0.0023	0.00048	mg/Kg	☼	10/29/22 21:51	10/31/22 09:05	1
Dieldrin	0.0023	U	0.0023	0.0010	mg/Kg	☼	10/29/22 21:51	10/31/22 09:05	1
Endosulfan I	0.0079	U	0.0079	0.0012	mg/Kg	☼	10/29/22 21:51	10/31/22 09:05	1
Endosulfan II	0.0079	U	0.0079	0.0020	mg/Kg	☼	10/29/22 21:51	10/31/22 09:05	1
Endosulfan sulfate	0.0079	U	0.0079	0.00099	mg/Kg	☼	10/29/22 21:51	10/31/22 09:05	1
Endrin	0.0079	U	0.0079	0.0011	mg/Kg	☼	10/29/22 21:51	10/31/22 09:05	1
Endrin aldehyde	0.0079	U	0.0079	0.0019	mg/Kg	☼	10/29/22 21:51	10/31/22 09:05	1
Endrin ketone	0.0079	U	0.0079	0.0015	mg/Kg	☼	10/29/22 21:51	10/31/22 09:05	1
gamma-BHC (Lindane)	0.0023	U	0.0023	0.00073	mg/Kg	☼	10/29/22 21:51	10/31/22 09:05	1
Heptachlor	0.0079	U	0.0079	0.00093	mg/Kg	☼	10/29/22 21:51	10/31/22 09:05	1
Heptachlor epoxide	0.0079	U	0.0079	0.0012	mg/Kg	☼	10/29/22 21:51	10/31/22 09:05	1
Methoxychlor	0.0079	U	0.0079	0.0018	mg/Kg	☼	10/29/22 21:51	10/31/22 09:05	1
Toxaphene	0.079	U	0.079	0.028	mg/Kg	☼	10/29/22 21:51	10/31/22 09:05	1
trans-Chlordane	0.0079	U	0.0079	0.0014	mg/Kg	☼	10/29/22 21:51	10/31/22 09:05	1

Surrogate	*%Recovery*	*Qualifier*	*Limits*	*Prepared*	*Analyzed*	*Dil Fac*
DCB Decachlorobiphenyl	*112*		*43 - 150*	*10/29/22 21:51*	*10/31/22 09:05*	*1*
DCB Decachlorobiphenyl	*121*		*43 - 150*	*10/29/22 21:51*	*10/31/22 09:05*	*1*
Tetrachloro-m-xylene	*104*		*26 - 137*	*10/29/22 21:51*	*10/31/22 09:05*	*1*
Tetrachloro-m-xylene	*99*		*26 - 137*	*10/29/22 21:51*	*10/31/22 09:05*	*1*

Method: SW846 8082A - Polychlorinated Biphenyls (PCBs) by Gas Chromatography

Analyte	Result	Qualifier	RL	MDL	Unit	D	Prepared	Analyzed	Dil Fac
Aroclor 1016	0.079	U	0.079	0.021	mg/Kg	☼	10/29/22 20:53	10/31/22 15:12	1
Aroclor 1221	0.079	U	0.079	0.021	mg/Kg	☼	10/29/22 20:53	10/31/22 15:12	1
Aroclor 1232	0.079	U	0.079	0.021	mg/Kg	☼	10/29/22 20:53	10/31/22 15:12	1
Aroclor 1242	0.079	U	0.079	0.021	mg/Kg	☼	10/29/22 20:53	10/31/22 15:12	1
Aroclor 1248	0.079	U	0.079	0.021	mg/Kg	☼	10/29/22 20:53	10/31/22 15:12	1
Aroclor 1254	0.079	U	0.079	0.021	mg/Kg	☼	10/29/22 20:53	10/31/22 15:12	1
Aroclor 1260	0.079	U	0.079	0.021	mg/Kg	☼	10/29/22 20:53	10/31/22 15:12	1
Aroclor 1268	0.079	U	0.079	0.021	mg/Kg	☼	10/29/22 20:53	10/31/22 15:12	1
Aroclor-1262	0.079	U	0.079	0.021	mg/Kg	☼	10/29/22 20:53	10/31/22 15:12	1
Polychlorinated biphenyls, Total	0.079	U	0.079	0.021	mg/Kg	☼	10/29/22 20:53	10/31/22 15:12	1

Surrogate	*%Recovery*	*Qualifier*	*Limits*	*Prepared*	*Analyzed*	*Dil Fac*
DCB Decachlorobiphenyl	*132*		*10 - 150*	*10/29/22 20:53*	*10/31/22 15:12*	*1*
DCB Decachlorobiphenyl	*121*		*10 - 150*	*10/29/22 20:53*	*10/31/22 15:12*	*1*
Tetrachloro-m-xylene	*110*		*42 - 150*	*10/29/22 20:53*	*10/31/22 15:12*	*1*
Tetrachloro-m-xylene	*114*		*42 - 150*	*10/29/22 20:53*	*10/31/22 15:12*	*1*

Client: AKRF Inc
Project/Site: 350 Grand Concourse

Job ID: 460-268408-1

Client Sample ID: WC-SP-01_C_20221028

Date Collected: 10/28/22 10:10
Date Received: 10/28/22 18:00

Lab Sample ID: 460-268408-2

Matrix: Solid
Percent Solids: 84.8

Method: SW846 8151A - Herbicides (GC)

Analyte	Result	Qualifier	RL	MDL	Unit	D	Prepared	Analyzed	Dil Fac
2,4,5-T	0.039	U	0.039	0.0083	mg/Kg	☼	11/02/22 07:14	11/03/22 06:58	1
2,4-D	0.039	U	0.039	0.014	mg/Kg	☼	11/02/22 07:14	11/03/22 06:58	1
Silvex (2,4,5-TP)	0.039	U	0.039	0.0041	mg/Kg	☼	11/02/22 07:14	11/03/22 06:58	1

Surrogate	*%Recovery*	*Qualifier*	*Limits*	*Prepared*	*Analyzed*	*Dil Fac*
2,4-Dichlorophenylacetic acid	*104*		*27 - 150*	*11/02/22 07:14*	*11/03/22 06:58*	*1*
2,4-Dichlorophenylacetic acid	*104*		*27 - 150*	*11/02/22 07:14*	*11/03/22 06:58*	*1*

Method: NJDEP EPH - New Jersey Extractable Petroleum Hydrocarbons

Analyte	Result	Qualifier	RL	RL	Unit	D	Prepared	Analyzed	Dil Fac
Total EPH (C9-C40)	**110**		82	82	mg/Kg	☼	11/01/22 12:34	11/02/22 10:57	5

Surrogate	*%Recovery*	*Qualifier*	*Limits*	*Prepared*	*Analyzed*	*Dil Fac*
o-Terphenyl	*58*		*40 - 140*	*11/01/22 12:34*	*11/02/22 10:57*	*5*
1-Chlorooctadecane	*67*		*40 - 140*	*11/01/22 12:34*	*11/02/22 10:57*	*5*

Method: SW846 6020B - Metals (ICP/MS)

Analyte	Result	Qualifier	RL	MDL	Unit	D	Prepared	Analyzed	Dil Fac
Aluminum	**8940**		22.0	6.1	mg/Kg	☼	10/31/22 07:57	11/03/22 16:54	1
Antimony	**0.31**	**J**	1.1	0.16	mg/Kg	☼	10/31/22 07:57	11/03/22 16:54	1
Arsenic	**5.1**		1.1	0.11	mg/Kg	☼	10/31/22 07:57	11/03/22 16:54	1
Barium	**143**		2.2	0.16	mg/Kg	☼	10/31/22 07:57	11/03/22 16:54	1
Beryllium	**0.54**		0.44	0.063	mg/Kg	☼	10/31/22 07:57	11/03/22 16:54	1
Cadmium	**0.36**	**J**	1.1	0.12	mg/Kg	☼	10/31/22 07:57	11/03/22 16:54	1
Calcium	**34000**		110	19.5	mg/Kg	☼	10/31/22 07:57	11/03/22 16:54	1
Chromium	**24.3**		2.2	1.0	mg/Kg	☼	10/31/22 07:57	11/03/22 16:54	1
Cobalt	**8.9**		2.2	0.16	mg/Kg	☼	10/31/22 07:57	11/03/22 16:54	1
Copper	**46.5**		2.2	0.41	mg/Kg	☼	10/31/22 07:57	11/03/22 16:54	1
Iron	**34500**		66.1	22.3	mg/Kg	☼	10/31/22 07:57	11/03/22 16:54	1
Lead	**203**		0.66	0.22	mg/Kg	☼	10/31/22 07:57	11/03/22 16:54	1
Magnesium	**10100**		110	11.2	mg/Kg	☼	10/31/22 07:57	11/03/22 16:54	1
Manganese	**436**		4.4	0.44	mg/Kg	☼	10/31/22 07:57	11/03/22 16:54	1
Nickel	**19.7**		2.2	0.52	mg/Kg	☼	10/31/22 07:57	11/03/22 16:54	1
Potassium	**1960**		110	17.9	mg/Kg	☼	10/31/22 07:57	11/03/22 16:54	1
Selenium	**0.23**	**J**	1.4	0.14	mg/Kg	☼	10/31/22 07:57	11/03/22 16:54	1
Silver	**0.11**	**J**	0.44	0.098	mg/Kg	☼	10/31/22 07:57	11/03/22 16:54	1
Sodium	**769**		110	50.4	mg/Kg	☼	10/31/22 07:57	11/03/22 16:54	1
Thallium	**0.16**	**J**	0.44	0.045	mg/Kg	☼	10/31/22 07:57	11/03/22 16:54	1
Vanadium	**35.9**		2.2	0.23	mg/Kg	☼	10/31/22 07:57	11/03/22 16:54	1
Zinc	**179**		8.8	3.4	mg/Kg	☼	10/31/22 07:57	11/03/22 16:54	1

Method: SW846 6020B - Metals (ICP/MS) - TCLP

Analyte	Result	Qualifier	RL	MDL	Unit	D	Prepared	Analyzed	Dil Fac
Arsenic	20.0	U	20.0	8.9	ug/L		11/01/22 12:33	11/01/22 15:47	10
Barium	**613**		40.0	9.1	ug/L		11/01/22 12:33	11/01/22 15:47	10
Cadmium	20.0	U	20.0	3.9	ug/L		11/01/22 12:33	11/01/22 15:47	10
Chromium	40.0	U	40.0	25.0	ug/L		11/01/22 12:33	11/01/22 15:47	10
Copper	**24.9**	**J**	40.0	24.5	ug/L		11/01/22 12:33	11/01/22 15:47	10
Lead	**76.0**		12.0	8.4	ug/L		11/01/22 12:33	11/01/22 15:47	10
Nickel	**12.1**	**J B**	40.0	9.1	ug/L		11/01/22 12:33	11/01/22 15:47	10
Selenium	25.0	U	25.0	5.9	ug/L		11/01/22 12:33	11/01/22 15:47	10

Client Sample ID: WC-SP-01_C_20221028

Lab Sample ID: 460-268408-2
Date Collected: 10/28/22 10:10
Matrix: Solid
Date Received: 10/28/22 18:00
Percent Solids: 84.8

Method: SW846 6020B - Metals (ICP/MS) - TCLP (Continued)

Analyte	Result	Qualifier	RL	MDL	Unit	D	Prepared	Analyzed	Dil Fac
Silver	20.0	U	20.0	2.9	ug/L		11/01/22 12:33	11/01/22 15:47	10
Zinc	**514**		160	65.2	ug/L		11/01/22 12:33	11/01/22 15:47	10

Method: SW846 7470A - Mercury (CVAA) - TCLP

Analyte	Result	Qualifier	RL	MDL	Unit	D	Prepared	Analyzed	Dil Fac
Mercury	0.20	U	0.20	0.091	ug/L		11/03/22 12:14	11/03/22 16:19	1

Method: SW846 7471B - Mercury (CVAA)

Analyte	Result	Qualifier	RL	MDL	Unit	D	Prepared	Analyzed	Dil Fac
Mercury	**0.23**		0.019	0.0090	mg/Kg	☼	11/02/22 00:12	11/02/22 07:00	1

General Chemistry

Analyte	Result	Qualifier	NONE	NONE	Unit	D	Prepared	Analyzed	Dil Fac
pH (SW846 9045D)	**8.0**	**HF**			SU			11/03/22 12:35	1
Temperature (SW846 9045D)	**22.4**	**HF**			Degrees C			11/03/22 12:35	1
Corrosivity (SW846 9045D)	**8.0**	**HF**			SU			11/03/22 12:35	1

Analyte	Result	Qualifier	RL	MDL	Unit	D	Prepared	Analyzed	Dil Fac
Cr (VI) (SW846 7196A)	2.3	U	2.3	0.99	mg/Kg	☼	11/02/22 08:20	11/02/22 12:30	1
Cyanide, Total (SW846 9012B)	**1.7**		0.28	0.15	mg/Kg	☼	11/02/22 20:31	11/03/22 00:28	1

Analyte	Result	Qualifier	RL	RL	Unit	D	Prepared	Analyzed	Dil Fac
Burn Rate (SW846 1030)	2.20	U	2.20	2.20	mm/sec			11/02/22 14:42	1
Cr (III) (SW846 7196A)	**24.3**		2.0	2.0	mg/Kg			11/04/22 07:59	1
Cyanide, Reactive (SW846 9014)	25.0	U	25.0	25.0	mg/Kg		11/02/22 10:00	11/02/22 14:30	1
Sulfide, Reactive (SW846 9034)	20.0	U	20.0	20.0	mg/Kg		11/02/22 10:00	11/02/22 14:30	1
Percent Moisture (EPA Moisture)	**15.2**		1.0	1.0	%			10/29/22 08:11	1
Percent Solids (EPA Moisture)	**84.8**		1.0	1.0	%			10/29/22 08:11	1

Client Sample ID: WC-SP-02_G_20221028

Lab Sample ID: 460-268408-3
Date Collected: 10/28/22 10:20
Matrix: Solid
Date Received: 10/28/22 18:00
Percent Solids: 88.2

Method: SW846 8260D - Volatile Organic Compounds by GC/MS

Analyte	Result	Qualifier	RL	MDL	Unit	D	Prepared	Analyzed	Dil Fac
1,1,1-Trichloroethane	0.49	U	0.49	0.14	mg/Kg	☼	10/30/22 17:16	11/02/22 15:23	200
1,1,2,2-Tetrachloroethane	0.49	U	0.49	0.098	mg/Kg	☼	10/30/22 17:16	11/02/22 15:23	200
1,1,2-Trichloro-1,2,2-trifluoroethane	0.49	U	0.49	0.17	mg/Kg	☼	10/30/22 17:16	11/02/22 15:23	200
1,1,2-Trichloroethane	0.49	U	0.49	0.10	mg/Kg	☼	10/30/22 17:16	11/02/22 15:23	200
1,1-Dichloroethane	0.49	U	0.49	0.12	mg/Kg	☼	10/30/22 17:16	11/02/22 15:23	200
1,1-Dichloroethene	0.49	U	0.49	0.13	mg/Kg	☼	10/30/22 17:16	11/02/22 15:23	200
1,2,3-Trichlorobenzene	0.49	U	0.49	0.17	mg/Kg	☼	10/30/22 17:16	11/02/22 15:23	200
1,2,4-Trichlorobenzene	0.49	U	0.49	0.13	mg/Kg	☼	10/30/22 17:16	11/02/22 15:23	200
1,2-Dibromo-3-Chloropropane	0.49	U	0.49	0.10	mg/Kg	☼	10/30/22 17:16	11/02/22 15:23	200
1,2-Dichlorobenzene	0.49	U	0.49	0.11	mg/Kg	☼	10/30/22 17:16	11/02/22 15:23	200
1,2-Dichloroethane	0.49	U	0.49	0.12	mg/Kg	☼	10/30/22 17:16	11/02/22 15:23	200
1,2-Dichloropropane	0.49	U	0.49	0.089	mg/Kg	☼	10/30/22 17:16	11/02/22 15:23	200
1,3-Dichlorobenzene	0.49	U	0.49	0.16	mg/Kg	☼	10/30/22 17:16	11/02/22 15:23	200
1,4-Dichlorobenzene	0.49	U	0.49	0.17	mg/Kg	☼	10/30/22 17:16	11/02/22 15:23	200
2-Butanone (MEK)	2.5	U	2.5	1.1	mg/Kg	☼	10/30/22 17:16	11/02/22 15:23	200
2-Hexanone	2.5	U *	2.5	0.56	mg/Kg	☼	10/30/22 17:16	11/02/22 15:23	200
4-Methyl-2-pentanone (MIBK)	2.5	U *	2.5	0.64	mg/Kg	☼	10/30/22 17:16	11/02/22 15:23	200

Client Sample ID: WC-SP-02_G_20221028

Date Collected: 10/28/22 10:20
Date Received: 10/28/22 18:00

Lab Sample ID: 460-268408-3

Matrix: Solid
Percent Solids: 88.2

Method: SW846 8260D - Volatile Organic Compounds by GC/MS (Continued)

Analyte	Result	Qualifier	RL	MDL	Unit	D	Prepared	Analyzed	Dil Fac
Acetone	2.5	U	2.5	2.2	mg/Kg	☼	10/30/22 17:16	11/02/22 15:23	200
Acrolein	2.5	U	2.5	1.2	mg/Kg	☼	10/30/22 17:16	11/02/22 15:23	200
Acrylonitrile	4.9	U	4.9	0.90	mg/Kg	☼	10/30/22 17:16	11/02/22 15:23	200
Benzene	0.49	U	0.49	0.10	mg/Kg	☼	10/30/22 17:16	11/02/22 15:23	200
Bromoform	0.49	U	0.49	0.089	mg/Kg	☼	10/30/22 17:16	11/02/22 15:23	200
Bromomethane	0.49	U	0.49	0.27	mg/Kg	☼	10/30/22 17:16	11/02/22 15:23	200
Carbon disulfide	0.49	U	0.49	0.33	mg/Kg	☼	10/30/22 17:16	11/02/22 15:23	200
Carbon tetrachloride	0.49	U	0.49	0.16	mg/Kg	☼	10/30/22 17:16	11/02/22 15:23	200
Chlorobenzene	0.49	U	0.49	0.12	mg/Kg	☼	10/30/22 17:16	11/02/22 15:23	200
Chlorobromomethane	0.49	U	0.49	0.15	mg/Kg	☼	10/30/22 17:16	11/02/22 15:23	200
Chlorodibromomethane	0.49	U	0.49	0.11	mg/Kg	☼	10/30/22 17:16	11/02/22 15:23	200
Chloroethane	0.49	U	0.49	0.18	mg/Kg	☼	10/30/22 17:16	11/02/22 15:23	200
Chloroform	0.49	U	0.49	0.11	mg/Kg	☼	10/30/22 17:16	11/02/22 15:23	200
Chloromethane	0.49	U	0.49	0.20	mg/Kg	☼	10/30/22 17:16	11/02/22 15:23	200
cis-1,2-Dichloroethene	0.49	U	0.49	0.13	mg/Kg	☼	10/30/22 17:16	11/02/22 15:23	200
cis-1,3-Dichloropropene	0.49	U	0.49	0.11	mg/Kg	☼	10/30/22 17:16	11/02/22 15:23	200
Cyclohexane	0.49	U	0.49	0.13	mg/Kg	☼	10/30/22 17:16	11/02/22 15:23	200
Dichlorobromomethane	0.49	U	0.49	0.074	mg/Kg	☼	10/30/22 17:16	11/02/22 15:23	200
Dichlorodifluoromethane	0.49	U	0.49	0.15	mg/Kg	☼	10/30/22 17:16	11/02/22 15:23	200
Ethylbenzene	0.49	U	0.49	0.15	mg/Kg	☼	10/30/22 17:16	11/02/22 15:23	200
Ethylene Dibromide	0.49	U	0.49	0.094	mg/Kg	☼	10/30/22 17:16	11/02/22 15:23	200
Isopropylbenzene	0.49	U	0.49	0.16	mg/Kg	☼	10/30/22 17:16	11/02/22 15:23	200
Methyl acetate	2.5	U	2.5	0.39	mg/Kg	☼	10/30/22 17:16	11/02/22 15:23	200
Methyl tert-butyl ether	0.49	U	0.49	0.11	mg/Kg	☼	10/30/22 17:16	11/02/22 15:23	200
Methylcyclohexane	0.49	U	0.49	0.36	mg/Kg	☼	10/30/22 17:16	11/02/22 15:23	200
Methylene Chloride	**160**		0.49	0.10	mg/Kg	☼	10/30/22 17:16	11/02/22 15:23	200
m-Xylene & p-Xylene	0.49	U	0.49	0.14	mg/Kg	☼	10/30/22 17:16	11/02/22 15:23	200
o-Xylene	0.49	U	0.49	0.16	mg/Kg	☼	10/30/22 17:16	11/02/22 15:23	200
Styrene	0.49	U	0.49	0.084	mg/Kg	☼	10/30/22 17:16	11/02/22 15:23	200
TBA	4.9	U	4.9	4.1	mg/Kg	☼	10/30/22 17:16	11/02/22 15:23	200
Tetrachloroethene	0.49	U	0.49	0.18	mg/Kg	☼	10/30/22 17:16	11/02/22 15:23	200
Toluene	0.49	U	0.49	0.12	mg/Kg	☼	10/30/22 17:16	11/02/22 15:23	200
trans-1,2-Dichloroethene	0.49	U	0.49	0.089	mg/Kg	☼	10/30/22 17:16	11/02/22 15:23	200
trans-1,3-Dichloropropene	0.49	U *	0.49	0.11	mg/Kg	☼	10/30/22 17:16	11/02/22 15:23	200
Trichloroethene	0.49	U	0.49	0.11	mg/Kg	☼	10/30/22 17:16	11/02/22 15:23	200
Trichlorofluoromethane	0.49	U	0.49	0.16	mg/Kg	☼	10/30/22 17:16	11/02/22 15:23	200
Vinyl chloride	0.49	U	0.49	0.099	mg/Kg	☼	10/30/22 17:16	11/02/22 15:23	200

Tentatively Identified Compound	*Est. Result*	*Qualifier*	*Unit*	*D*	*RT*	*CAS No.*	*Prepared*	*Analyzed*	*Dil Fac*
Tentatively Identified Compound	*None*		*mg/Kg*	☼			*10/30/22 17:16*	*11/02/22 15:23*	*200*

Surrogate	*%Recovery*	*Qualifier*	*Limits*	*Prepared*	*Analyzed*	*Dil Fac*
1,2-Dichloroethane-d4 (Surr)	*142*		*68 - 150*	*10/30/22 17:16*	*11/02/22 15:23*	*200*
4-Bromofluorobenzene	*108*		*70 - 150*	*10/30/22 17:16*	*11/02/22 15:23*	*200*
Dibromofluoromethane (Surr)	*121*		*68 - 150*	*10/30/22 17:16*	*11/02/22 15:23*	*200*
Toluene-d8 (Surr)	*123*		*80 - 147*	*10/30/22 17:16*	*11/02/22 15:23*	*200*

General Chemistry

Analyte	Result	Qualifier	RL	RL	Unit	D	Prepared	Analyzed	Dil Fac
Percent Moisture (EPA Moisture)	**11.8**		1.0	1.0	%			10/29/22 08:11	1

Client Sample ID: WC-SP-02_G_20221028

Lab Sample ID: 460-268408-3
Date Collected: 10/28/22 10:20
Matrix: Solid
Date Received: 10/28/22 18:00
Percent Solids: 88.2

General Chemistry (Continued)

Analyte	Result	Qualifier	RL	RL	Unit	D	Prepared	Analyzed	Dil Fac
Percent Solids (EPA Moisture)	88.2		1.0	1.0	%			10/29/22 08:11	1

Client Sample ID: WC-SP-02_C_20221028

Lab Sample ID: 460-268408-4
Date Collected: 10/28/22 10:30
Matrix: Solid
Date Received: 10/28/22 18:00
Percent Solids: 88.3

Method: SW846 8260D - Volatile Organic Compounds by GC/MS

Analyte	Result	Qualifier	RL	MDL	Unit	D	Prepared	Analyzed	Dil Fac
1,1,1-Trichloroethane	0.0011	U	0.0011	0.00026	mg/Kg	☼	10/30/22 16:41	11/02/22 05:44	1
1,1,2,2-Tetrachloroethane	0.0011	U	0.0011	0.00023	mg/Kg	☼	10/30/22 16:41	11/02/22 05:44	1
1,1,2-Trichloro-1,2,2-trifluoroethane	0.0011	U	0.0011	0.00033	mg/Kg	☼	10/30/22 16:41	11/02/22 05:44	1
1,1,2-Trichloroethane	0.0011	U	0.0011	0.00020	mg/Kg	☼	10/30/22 16:41	11/02/22 05:44	1
1,1-Dichloroethane	0.0011	U	0.0011	0.00023	mg/Kg	☼	10/30/22 16:41	11/02/22 05:44	1
1,1-Dichloroethene	0.0011	U	0.0011	0.00025	mg/Kg	☼	10/30/22 16:41	11/02/22 05:44	1
1,2,3-Trichlorobenzene	0.0011	U	0.0011	0.00020	mg/Kg	☼	10/30/22 16:41	11/02/22 05:44	1
1,2,4-Trichlorobenzene	0.0011	U	0.0011	0.00039	mg/Kg	☼	10/30/22 16:41	11/02/22 05:44	1
1,2-Dibromo-3-Chloropropane	0.0011	U	0.0011	0.00050	mg/Kg	☼	10/30/22 16:41	11/02/22 05:44	1
1,2-Dichlorobenzene	0.0011	U	0.0011	0.00040	mg/Kg	☼	10/30/22 16:41	11/02/22 05:44	1
1,2-Dichloroethane	0.0011	U	0.0011	0.00032	mg/Kg	☼	10/30/22 16:41	11/02/22 05:44	1
1,2-Dichloropropane	0.0011	U	0.0011	0.00046	mg/Kg	☼	10/30/22 16:41	11/02/22 05:44	1
1,3-Dichlorobenzene	0.0011	U	0.0011	0.00040	mg/Kg	☼	10/30/22 16:41	11/02/22 05:44	1
1,4-Dichlorobenzene	0.0011	U	0.0011	0.00025	mg/Kg	☼	10/30/22 16:41	11/02/22 05:44	1
2-Butanone (MEK)	0.0055	U	0.0055	0.00040	mg/Kg	☼	10/30/22 16:41	11/02/22 05:44	1
2-Hexanone	0.0055	U	0.0055	0.0019	mg/Kg	☼	10/30/22 16:41	11/02/22 05:44	1
4-Methyl-2-pentanone (MIBK)	0.0055	U	0.0055	0.0017	mg/Kg	☼	10/30/22 16:41	11/02/22 05:44	1
Acetone	0.0066	U	0.0066	0.0063	mg/Kg	☼	10/30/22 16:41	11/02/22 05:44	1
Acrolein	0.11	U	0.11	0.031	mg/Kg	☼	10/30/22 16:41	11/02/22 05:44	1
Acrylonitrile	0.011	U	0.011	0.0053	mg/Kg	☼	10/30/22 16:41	11/02/22 05:44	1
Benzene	0.0011	U	0.0011	0.00028	mg/Kg	☼	10/30/22 16:41	11/02/22 05:44	1
Bromoform	0.0011	U *	0.0011	0.00047	mg/Kg	☼	10/30/22 16:41	11/02/22 05:44	1
Bromomethane	0.0022	U	0.0022	0.0011	mg/Kg	☼	10/30/22 16:41	11/02/22 05:44	1
Carbon disulfide	0.0011	U	0.0011	0.00029	mg/Kg	☼	10/30/22 16:41	11/02/22 05:44	1
Carbon tetrachloride	0.0011	U *	0.0011	0.00042	mg/Kg	☼	10/30/22 16:41	11/02/22 05:44	1
Chlorobenzene	0.0011	U	0.0011	0.00019	mg/Kg	☼	10/30/22 16:41	11/02/22 05:44	1
Chlorobromomethane	0.0011	U	0.0011	0.00031	mg/Kg	☼	10/30/22 16:41	11/02/22 05:44	1
Chlorodibromomethane	0.0011	U *	0.0011	0.00021	mg/Kg	☼	10/30/22 16:41	11/02/22 05:44	1
Chloroethane	0.0011	U	0.0011	0.00057	mg/Kg	☼	10/30/22 16:41	11/02/22 05:44	1
Chloroform	0.0011	U	0.0011	0.0011	mg/Kg	☼	10/30/22 16:41	11/02/22 05:44	1
Chloromethane	0.0011	U	0.0011	0.00048	mg/Kg	☼	10/30/22 16:41	11/02/22 05:44	1
cis-1,2-Dichloroethene	0.0011	U	0.0011	0.00039	mg/Kg	☼	10/30/22 16:41	11/02/22 05:44	1
cis-1,3-Dichloropropene	0.0011	U	0.0011	0.00030	mg/Kg	☼	10/30/22 16:41	11/02/22 05:44	1
Cyclohexane	0.0011	U	0.0011	0.00024	mg/Kg	☼	10/30/22 16:41	11/02/22 05:44	1
Dichlorobromomethane	0.0011	U	0.0011	0.00028	mg/Kg	☼	10/30/22 16:41	11/02/22 05:44	1
Dichlorodifluoromethane	0.0011	U	0.0011	0.00037	mg/Kg	☼	10/30/22 16:41	11/02/22 05:44	1
Ethylbenzene	0.0011	U	0.0011	0.00022	mg/Kg	☼	10/30/22 16:41	11/02/22 05:44	1
Ethylene Dibromide	0.0011	U	0.0011	0.00020	mg/Kg	☼	10/30/22 16:41	11/02/22 05:44	1
Isopropylbenzene	0.0011	U	0.0011	0.00031	mg/Kg	☼	10/30/22 16:41	11/02/22 05:44	1
Methyl acetate	0.0055	U	0.0055	0.0047	mg/Kg	☼	10/30/22 16:41	11/02/22 05:44	1
Methyl tert-butyl ether	0.0011	U	0.0011	0.00056	mg/Kg	☼	10/30/22 16:41	11/02/22 05:44	1
Methylcyclohexane	0.0011	U	0.0011	0.00055	mg/Kg	☼	10/30/22 16:41	11/02/22 05:44	1

Client Sample ID: WC-SP-02_C_20221028
Date Collected: 10/28/22 10:30
Date Received: 10/28/22 18:00

Lab Sample ID: 460-268408-4
Matrix: Solid
Percent Solids: 88.3

Method: SW846 8260D - Volatile Organic Compounds by GC/MS (Continued)

Analyte	Result	Qualifier	RL	MDL	Unit	D	Prepared	Analyzed	Dil Fac
Methylene Chloride	**0.0018**	**J**	0.0022	0.0013	mg/Kg	☼	10/30/22 16:41	11/02/22 05:44	1
m-Xylene & p-Xylene	0.0011	U	0.0011	0.00019	mg/Kg	☼	10/30/22 16:41	11/02/22 05:44	1
o-Xylene	0.0011	U	0.0011	0.00021	mg/Kg	☼	10/30/22 16:41	11/02/22 05:44	1
Styrene	0.0011	U	0.0011	0.00031	mg/Kg	☼	10/30/22 16:41	11/02/22 05:44	1
TBA	0.011	U	0.011	0.0086	mg/Kg	☼	10/30/22 16:41	11/02/22 05:44	1
Tetrachloroethene	0.0011	U	0.0011	0.00033	mg/Kg	☼	10/30/22 16:41	11/02/22 05:44	1
Toluene	0.0011	U	0.0011	0.00026	mg/Kg	☼	10/30/22 16:41	11/02/22 05:44	1
trans-1,2-Dichloroethene	0.0011	U	0.0011	0.00027	mg/Kg	☼	10/30/22 16:41	11/02/22 05:44	1
trans-1,3-Dichloropropene	0.0011	U	0.0011	0.00029	mg/Kg	☼	10/30/22 16:41	11/02/22 05:44	1
Trichloroethene	0.0011	U	0.0011	0.00035	mg/Kg	☼	10/30/22 16:41	11/02/22 05:44	1
Trichlorofluoromethane	0.0011	U	0.0011	0.00045	mg/Kg	☼	10/30/22 16:41	11/02/22 05:44	1
Vinyl chloride	0.0011	U	0.0011	0.00060	mg/Kg	☼	10/30/22 16:41	11/02/22 05:44	1

Tentatively Identified Compound	*Est. Result*	*Qualifier*	*Unit*	*D*	*RT*	*CAS No.*	*Prepared*	*Analyzed*	*Dil Fac*
Tentatively Identified Compound	*None*		*mg/Kg*	☼			*10/30/22 16:41*	*11/02/22 05:44*	*1*

Surrogate	*%Recovery*	*Qualifier*	*Limits*	*Prepared*	*Analyzed*	*Dil Fac*
1,2-Dichloroethane-d4 (Surr)	*94*		*72 - 145*	*10/30/22 16:41*	*11/02/22 05:44*	*1*
4-Bromofluorobenzene	*100*		*75 - 139*	*10/30/22 16:41*	*11/02/22 05:44*	*1*
Dibromofluoromethane (Surr)	*107*		*73 - 139*	*10/30/22 16:41*	*11/02/22 05:44*	*1*
Toluene-d8 (Surr)	*97*		*80 - 120*	*10/30/22 16:41*	*11/02/22 05:44*	*1*

Method: SW846 8270E - Semivolatile Organic Compounds (GC/MS)

Analyte	Result	Qualifier	RL	MDL	Unit	D	Prepared	Analyzed	Dil Fac
1,1'-Biphenyl	0.37	U	0.37	0.013	mg/Kg	☼	10/30/22 17:15	10/31/22 17:20	1
1,2,4,5-Tetrachlorobenzene	0.37	U	0.37	0.012	mg/Kg	☼	10/30/22 17:15	10/31/22 17:20	1
1,2-Diphenylhydrazine	0.37	U	0.37	0.015	mg/Kg	☼	10/30/22 17:15	10/31/22 17:20	1
1,4-Dioxane	0.037	U	0.037	0.033	mg/Kg	☼	10/30/22 17:15	10/31/22 17:20	1
2,2'-oxybis[1-chloropropane]	0.37	U	0.37	0.0068	mg/Kg	☼	10/30/22 17:15	10/31/22 17:20	1
2,3,4,6-Tetrachlorophenol	0.37	U	0.37	0.025	mg/Kg	☼	10/30/22 17:15	10/31/22 17:20	1
2,4,5-Trichlorophenol	0.37	U	0.37	0.038	mg/Kg	☼	10/30/22 17:15	10/31/22 17:20	1
2,4,6-Trichlorophenol	0.15	U	0.15	0.048	mg/Kg	☼	10/30/22 17:15	10/31/22 17:20	1
2,4-Dichlorophenol	0.15	U	0.15	0.024	mg/Kg	☼	10/30/22 17:15	10/31/22 17:20	1
2,4-Dimethylphenol	0.37	U	0.37	0.045	mg/Kg	☼	10/30/22 17:15	10/31/22 17:20	1
2,4-Dinitrophenol	0.30	U	0.30	0.18	mg/Kg	☼	10/30/22 17:15	10/31/22 17:20	1
2,4-Dinitrotoluene	0.076	U	0.076	0.040	mg/Kg	☼	10/30/22 17:15	10/31/22 17:20	1
2,6-Dinitrotoluene	0.076	U	0.076	0.027	mg/Kg	☼	10/30/22 17:15	10/31/22 17:20	1
2-Chloronaphthalene	0.37	U	0.37	0.017	mg/Kg	☼	10/30/22 17:15	10/31/22 17:20	1
2-Chlorophenol	0.37	U	0.37	0.013	mg/Kg	☼	10/30/22 17:15	10/31/22 17:20	1
2-Methylnaphthalene	0.37	U	0.37	0.010	mg/Kg	☼	10/30/22 17:15	10/31/22 17:20	1
2-Methylphenol	0.37	U	0.37	0.014	mg/Kg	☼	10/30/22 17:15	10/31/22 17:20	1
2-Nitroaniline	0.37	U	0.37	0.029	mg/Kg	☼	10/30/22 17:15	10/31/22 17:20	1
2-Nitrophenol	0.37	U	0.37	0.038	mg/Kg	☼	10/30/22 17:15	10/31/22 17:20	1
3,3'-Dichlorobenzidine	0.15	U	0.15	0.057	mg/Kg	☼	10/30/22 17:15	10/31/22 17:20	1
3-Nitroaniline	0.37	U	0.37	0.089	mg/Kg	☼	10/30/22 17:15	10/31/22 17:20	1
4,6-Dinitro-2-methylphenol	0.30	U	0.30	0.15	mg/Kg	☼	10/30/22 17:15	10/31/22 17:20	1
4-Bromophenyl phenyl ether	0.37	U	0.37	0.015	mg/Kg	☼	10/30/22 17:15	10/31/22 17:20	1
4-Chloro-3-methylphenol	0.37	U	0.37	0.021	mg/Kg	☼	10/30/22 17:15	10/31/22 17:20	1
4-Chloroaniline	0.37	U	0.37	0.066	mg/Kg	☼	10/30/22 17:15	10/31/22 17:20	1
4-Chlorophenyl phenyl ether	0.37	U	0.37	0.013	mg/Kg	☼	10/30/22 17:15	10/31/22 17:20	1

Client Sample ID: WC-SP-02_C_20221028

Date Collected: 10/28/22 10:30
Date Received: 10/28/22 18:00

Lab Sample ID: 460-268408-4

Matrix: Solid
Percent Solids: 88.3

Method: SW846 8270E - Semivolatile Organic Compounds (GC/MS) (Continued)

Analyte	Result	Qualifier	RL	MDL	Unit	D	Prepared	Analyzed	Dil Fac
4-Methylphenol	0.37	U	0.37	0.023	mg/Kg	☼	10/30/22 17:15	10/31/22 17:20	1
4-Nitroaniline	0.37	U	0.37	0.043	mg/Kg	☼	10/30/22 17:15	10/31/22 17:20	1
4-Nitrophenol	0.76	U	0.76	0.061	mg/Kg	☼	10/30/22 17:15	10/31/22 17:20	1
Acenaphthene	**0.024**	**J**	0.37	0.011	mg/Kg	☼	10/30/22 17:15	10/31/22 17:20	1
Acenaphthylene	**0.094**	**J**	0.37	0.011	mg/Kg	☼	10/30/22 17:15	10/31/22 17:20	1
Acetophenone	0.37	U	0.37	0.018	mg/Kg	☼	10/30/22 17:15	10/31/22 17:20	1
Anthracene	**0.11**	**J**	0.37	0.011	mg/Kg	☼	10/30/22 17:15	10/31/22 17:20	1
Atrazine	0.15	U	0.15	0.022	mg/Kg	☼	10/30/22 17:15	10/31/22 17:20	1
Benzaldehyde	0.37	U	0.37	0.062	mg/Kg	☼	10/30/22 17:15	10/31/22 17:20	1
Benzidine	0.37	U	0.37	0.079	mg/Kg	☼	10/30/22 17:15	10/31/22 17:20	1
Benzo[a]anthracene	**0.47**		0.037	0.013	mg/Kg	☼	10/30/22 17:15	10/31/22 17:20	1
Benzo[a]pyrene	**0.45**		0.037	0.010	mg/Kg	☼	10/30/22 17:15	10/31/22 17:20	1
Benzo[b]fluoranthene	**0.68**		0.037	0.0097	mg/Kg	☼	10/30/22 17:15	10/31/22 17:20	1
Benzo[g,h,i]perylene	**0.24**	**J**	0.37	0.011	mg/Kg	☼	10/30/22 17:15	10/31/22 17:20	1
Benzo[k]fluoranthene	**0.16**		0.037	0.0073	mg/Kg	☼	10/30/22 17:15	10/31/22 17:20	1
Bis(2-chloroethoxy)methane	0.37	U	0.37	0.029	mg/Kg	☼	10/30/22 17:15	10/31/22 17:20	1
Bis(2-chloroethyl)ether	0.037	U	0.037	0.013	mg/Kg	☼	10/30/22 17:15	10/31/22 17:20	1
Bis(2-ethylhexyl) phthalate	0.37	U	0.37	0.020	mg/Kg	☼	10/30/22 17:15	10/31/22 17:20	1
Butyl benzyl phthalate	0.37	U	0.37	0.018	mg/Kg	☼	10/30/22 17:15	10/31/22 17:20	1
Caprolactam	0.37	U	0.37	0.058	mg/Kg	☼	10/30/22 17:15	10/31/22 17:20	1
Carbazole	0.37	U	0.37	0.014	mg/Kg	☼	10/30/22 17:15	10/31/22 17:20	1
Chrysene	**0.47**		0.37	0.0063	mg/Kg	☼	10/30/22 17:15	10/31/22 17:20	1
Dibenz(a,h)anthracene	**0.087**		0.037	0.016	mg/Kg	☼	10/30/22 17:15	10/31/22 17:20	1
Dibenzofuran	0.37	U	0.37	0.013	mg/Kg	☼	10/30/22 17:15	10/31/22 17:20	1
Diethyl phthalate	0.37	U	0.37	0.012	mg/Kg	☼	10/30/22 17:15	10/31/22 17:20	1
Dimethyl phthalate	0.37	U	0.37	0.085	mg/Kg	☼	10/30/22 17:15	10/31/22 17:20	1
Di-n-butyl phthalate	0.37	U	0.37	0.014	mg/Kg	☼	10/30/22 17:15	10/31/22 17:20	1
Di-n-octyl phthalate	0.37	U	0.37	0.020	mg/Kg	☼	10/30/22 17:15	10/31/22 17:20	1
Fluoranthene	**0.73**		0.37	0.013	mg/Kg	☼	10/30/22 17:15	10/31/22 17:20	1
Fluorene	0.37	U	0.37	0.011	mg/Kg	☼	10/30/22 17:15	10/31/22 17:20	1
Hexachlorobenzene	0.037	U	0.037	0.018	mg/Kg	☼	10/30/22 17:15	10/31/22 17:20	1
Hexachlorobutadiene	0.076	U	0.076	0.0080	mg/Kg	☼	10/30/22 17:15	10/31/22 17:20	1
Hexachlorocyclopentadiene	0.37	U	0.37	0.033	mg/Kg	☼	10/30/22 17:15	10/31/22 17:20	1
Hexachloroethane	0.037	U	0.037	0.013	mg/Kg	☼	10/30/22 17:15	10/31/22 17:20	1
Indeno[1,2,3-cd]pyrene	**0.29**		0.037	0.015	mg/Kg	☼	10/30/22 17:15	10/31/22 17:20	1
Isophorone	0.15	U	0.15	0.11	mg/Kg	☼	10/30/22 17:15	10/31/22 17:20	1
Naphthalene	0.37	U	0.37	0.0065	mg/Kg	☼	10/30/22 17:15	10/31/22 17:20	1
Nitrobenzene	0.037	U	0.037	0.021	mg/Kg	☼	10/30/22 17:15	10/31/22 17:20	1
N-Nitrosodi-n-propylamine	0.037	U	0.037	0.027	mg/Kg	☼	10/30/22 17:15	10/31/22 17:20	1
N-Nitrosodiphenylamine	0.37	U	0.37	0.031	mg/Kg	☼	10/30/22 17:15	10/31/22 17:20	1
Pentachlorophenol	0.30	U	0.30	0.077	mg/Kg	☼	10/30/22 17:15	10/31/22 17:20	1
Phenanthrene	**0.39**		0.37	0.0066	mg/Kg	☼	10/30/22 17:15	10/31/22 17:20	1
Phenol	0.37	U	0.37	0.014	mg/Kg	☼	10/30/22 17:15	10/31/22 17:20	1
Pyrene	**0.88**		0.37	0.0093	mg/Kg	☼	10/30/22 17:15	10/31/22 17:20	1
Pyridine	0.37	U	0.37	0.053	mg/Kg	☼	10/30/22 17:15	10/31/22 17:20	1

Tentatively Identified Compound	*Est. Result*	*Qualifier*	*Unit*	*D*	*RT*	*CAS No.*	*Prepared*	*Analyzed*	*Dil Fac*
Aldol condensation product	*0.61*	*A J*	*mg/Kg*	☼	*2.93*		*10/30/22 17:15*	*10/31/22 17:20*	*1*
Perylene	*0.32*	*J N*	*mg/Kg*	☼	*13.27*	*198-55-0*	*10/30/22 17:15*	*10/31/22 17:20*	*1*
Unknown	*0.61*	*J*	*mg/Kg*	☼	*13.66*		*10/30/22 17:15*	*10/31/22 17:20*	*1*

Client Sample ID: WC-SP-02_C_20221028

Date Collected: 10/28/22 10:30
Date Received: 10/28/22 18:00

Lab Sample ID: 460-268408-4

Matrix: Solid
Percent Solids: 88.3

Method: SW846 8270E - Semivolatile Organic Compounds (GC/MS) (Continued)

Tentatively Identified Compound	Est. Result	Qualifier	Unit	D	RT	CAS No.	Prepared	Analyzed	Dil Fac
Unknown	0.56	J	mg/Kg	☼	14.09		10/30/22 17:15	10/31/22 17:20	1
Unknown	0.33	J	mg/Kg	☼	15.33		10/30/22 17:15	10/31/22 17:20	1
Acenaphtho[1,2-j]fluoranthene	0.40	J N	mg/Kg	☼	15.77	193-21-5	10/30/22 17:15	10/31/22 17:20	1

Surrogate	%Recovery	Qualifier	Limits	Prepared	Analyzed	Dil Fac
2,4,6-Tribromophenol (Surr)	90		10 - 123	10/30/22 17:15	10/31/22 17:20	1
2-Fluorobiphenyl	90		22 - 122	10/30/22 17:15	10/31/22 17:20	1
2-Fluorophenol (Surr)	74		18 - 123	10/30/22 17:15	10/31/22 17:20	1
Nitrobenzene-d5 (Surr)	72		16 - 125	10/30/22 17:15	10/31/22 17:20	1
Phenol-d5 (Surr)	77		23 - 120	10/30/22 17:15	10/31/22 17:20	1
Terphenyl-d14 (Surr)	90		25 - 126	10/30/22 17:15	10/31/22 17:20	1

Method: SW846 8015D - Gasoline Range Organics (GRO) (GC)

Analyte	Result	Qualifier	RL	RL	Unit	D	Prepared	Analyzed	Dil Fac
GRO	2.4	U	2.4	2.4	mg/Kg	☼	10/30/22 15:32	10/31/22 15:53	50

Surrogate	%Recovery	Qualifier	Limits	Prepared	Analyzed	Dil Fac
a,a,a-Trifluorotoluene	114		75 - 150	10/30/22 15:32	10/31/22 15:53	50

Method: SW846 8015D - Diesel Range Organics (DRO) (GC)

Analyte	Result	Qualifier	RL	MDL	Unit	D	Prepared	Analyzed	Dil Fac
C10-C44	2200		200	12	mg/Kg	☼	11/03/22 10:15	11/04/22 12:25	20

Surrogate	%Recovery	Qualifier	Limits	Prepared	Analyzed	Dil Fac
o-Terphenyl	0	*	10 - 150	11/03/22 10:15	11/04/22 12:25	20

Method: SW846 8081B - Organochlorine Pesticides (GC)

Analyte	Result	Qualifier	RL	MDL	Unit	D	Prepared	Analyzed	Dil Fac
4,4'-DDD	0.0076	U	0.0076	0.0013	mg/Kg	☼	10/29/22 21:51	10/31/22 09:20	1
4,4'-DDE	0.0076	U	0.0076	0.00089	mg/Kg	☼	10/29/22 21:51	10/31/22 09:20	1
4,4'-DDT	0.0076	U	0.0076	0.0014	mg/Kg	☼	10/29/22 21:51	10/31/22 09:20	1
Aldrin	0.0076	U	0.0076	0.0011	mg/Kg	☼	10/29/22 21:51	10/31/22 09:20	1
alpha-BHC	0.0023	U	0.0023	0.00077	mg/Kg	☼	10/29/22 21:51	10/31/22 09:20	1
beta-BHC	0.0023	U	0.0023	0.00085	mg/Kg	☼	10/29/22 21:51	10/31/22 09:20	1
Chlordane (technical)	0.076	U	0.076	0.018	mg/Kg	☼	10/29/22 21:51	10/31/22 09:20	1
cis-Chlordane	0.0076	U	0.0076	0.0012	mg/Kg	☼	10/29/22 21:51	10/31/22 09:20	1
delta-BHC	0.0023	U	0.0023	0.00046	mg/Kg	☼	10/29/22 21:51	10/31/22 09:20	1
Dieldrin	0.0023	U	0.0023	0.00098	mg/Kg	☼	10/29/22 21:51	10/31/22 09:20	1
Endosulfan I	0.0076	U	0.0076	0.0012	mg/Kg	☼	10/29/22 21:51	10/31/22 09:20	1
Endosulfan II	0.0076	U	0.0076	0.0019	mg/Kg	☼	10/29/22 21:51	10/31/22 09:20	1
Endosulfan sulfate	0.0076	U	0.0076	0.00095	mg/Kg	☼	10/29/22 21:51	10/31/22 09:20	1
Endrin	0.0076	U	0.0076	0.0011	mg/Kg	☼	10/29/22 21:51	10/31/22 09:20	1
Endrin aldehyde	0.0076	U	0.0076	0.0018	mg/Kg	☼	10/29/22 21:51	10/31/22 09:20	1
Endrin ketone	0.0076	U	0.0076	0.0015	mg/Kg	☼	10/29/22 21:51	10/31/22 09:20	1
gamma-BHC (Lindane)	0.0023	U	0.0023	0.00070	mg/Kg	☼	10/29/22 21:51	10/31/22 09:20	1
Heptachlor	0.0076	U	0.0076	0.00089	mg/Kg	☼	10/29/22 21:51	10/31/22 09:20	1
Heptachlor epoxide	0.0076	U	0.0076	0.0011	mg/Kg	☼	10/29/22 21:51	10/31/22 09:20	1
Methoxychlor	0.0076	U	0.0076	0.0017	mg/Kg	☼	10/29/22 21:51	10/31/22 09:20	1
Toxaphene	0.076	U	0.076	0.027	mg/Kg	☼	10/29/22 21:51	10/31/22 09:20	1
trans-Chlordane	0.0076	U	0.0076	0.0013	mg/Kg	☼	10/29/22 21:51	10/31/22 09:20	1

Client Sample ID: WC-SP-02_C_20221028

Date Collected: 10/28/22 10:30
Date Received: 10/28/22 18:00

Lab Sample ID: 460-268408-4

Matrix: Solid
Percent Solids: 88.3

Surrogate	%Recovery	Qualifier	Limits	Prepared	Analyzed	Dil Fac
DCB Decachlorobiphenyl	120		43 - 150	10/29/22 21:51	10/31/22 09:20	1
DCB Decachlorobiphenyl	127		43 - 150	10/29/22 21:51	10/31/22 09:20	1
Tetrachloro-m-xylene	110		26 - 137	10/29/22 21:51	10/31/22 09:20	1
Tetrachloro-m-xylene	105		26 - 137	10/29/22 21:51	10/31/22 09:20	1

Method: SW846 8082A - Polychlorinated Biphenyls (PCBs) by Gas Chromatography

Analyte	Result	Qualifier	RL	MDL	Unit	D	Prepared	Analyzed	Dil Fac
Aroclor 1016	0.076	U	0.076	0.020	mg/Kg	☼	10/29/22 20:53	10/31/22 15:32	1
Aroclor 1221	0.076	U	0.076	0.020	mg/Kg	☼	10/29/22 20:53	10/31/22 15:32	1
Aroclor 1232	0.076	U	0.076	0.020	mg/Kg	☼	10/29/22 20:53	10/31/22 15:32	1
Aroclor 1242	0.076	U	0.076	0.020	mg/Kg	☼	10/29/22 20:53	10/31/22 15:32	1
Aroclor 1248	0.076	U	0.076	0.020	mg/Kg	☼	10/29/22 20:53	10/31/22 15:32	1
Aroclor 1254	0.076	U	0.076	0.020	mg/Kg	☼	10/29/22 20:53	10/31/22 15:32	1
Aroclor 1260	0.076	U	0.076	0.020	mg/Kg	☼	10/29/22 20:53	10/31/22 15:32	1
Aroclor 1268	0.076	U	0.076	0.020	mg/Kg	☼	10/29/22 20:53	10/31/22 15:32	1
Aroclor-1262	0.076	U	0.076	0.020	mg/Kg	☼	10/29/22 20:53	10/31/22 15:32	1
Polychlorinated biphenyls, Total	0.076	U	0.076	0.020	mg/Kg	☼	10/29/22 20:53	10/31/22 15:32	1

Surrogate	%Recovery	Qualifier	Limits	Prepared	Analyzed	Dil Fac
DCB Decachlorobiphenyl	128		10 - 150	10/29/22 20:53	10/31/22 15:32	1
DCB Decachlorobiphenyl	124		10 - 150	10/29/22 20:53	10/31/22 15:32	1
Tetrachloro-m-xylene	112		42 - 150	10/29/22 20:53	10/31/22 15:32	1
Tetrachloro-m-xylene	120		42 - 150	10/29/22 20:53	10/31/22 15:32	1

Method: SW846 8151A - Herbicides (GC)

Analyte	Result	Qualifier	RL	MDL	Unit	D	Prepared	Analyzed	Dil Fac
2,4,5-T	0.038	U	0.038	0.0080	mg/Kg	☼	11/02/22 07:14	11/03/22 07:12	1
2,4-D	0.038	U	0.038	0.014	mg/Kg	☼	11/02/22 07:14	11/03/22 07:12	1
Silvex (2,4,5-TP)	0.038	U	0.038	0.0039	mg/Kg	☼	11/02/22 07:14	11/03/22 07:12	1

Surrogate	%Recovery	Qualifier	Limits	Prepared	Analyzed	Dil Fac
2,4-Dichlorophenylacetic acid	94		27 - 150	11/02/22 07:14	11/03/22 07:12	1
2,4-Dichlorophenylacetic acid	89		27 - 150	11/02/22 07:14	11/03/22 07:12	1

Method: NJDEP EPH - New Jersey Extractable Petroleum Hydrocarbons

Analyte	Result	Qualifier	RL	RL	Unit	D	Prepared	Analyzed	Dil Fac
Total EPH (C9-C40)	**80**		79	79	mg/Kg	☼	11/01/22 12:34	11/02/22 11:11	5

Surrogate	%Recovery	Qualifier	Limits	Prepared	Analyzed	Dil Fac
o-Terphenyl	65		40 - 140	11/01/22 12:34	11/02/22 11:11	5
1-Chlorooctadecane	74		40 - 140	11/01/22 12:34	11/02/22 11:11	5

Method: SW846 6020B - Metals (ICP/MS)

Analyte	Result	Qualifier	RL	MDL	Unit	D	Prepared	Analyzed	Dil Fac
Aluminum	**8250**		22.7	6.2	mg/Kg	☼	10/31/22 07:57	11/03/22 16:49	1
Antimony	**0.77**	**J**	1.1	0.17	mg/Kg	☼	10/31/22 07:57	11/03/22 16:49	1
Arsenic	**33.2**		1.1	0.12	mg/Kg	☼	10/31/22 07:57	11/03/22 16:49	1
Barium	**470**		2.3	0.16	mg/Kg	☼	10/31/22 07:57	11/03/22 16:49	1
Beryllium	**0.68**		0.45	0.065	mg/Kg	☼	10/31/22 07:57	11/03/22 16:49	1
Cadmium	**1.1**		1.1	0.13	mg/Kg	☼	10/31/22 07:57	11/03/22 16:49	1
Calcium	**68600**		566	100	mg/Kg	☼	10/31/22 07:57	11/03/22 17:30	5
Chromium	**17.2**		2.3	1.0	mg/Kg	☼	10/31/22 07:57	11/03/22 16:49	1

Client Sample ID: WC-SP-02_C_20221028

Date Collected: 10/28/22 10:30
Date Received: 10/28/22 18:00

Lab Sample ID: 460-268408-4

Matrix: Solid
Percent Solids: 88.3

Method: SW846 6020B - Metals (ICP/MS) (Continued)

Analyte	Result	Qualifier	RL	MDL	Unit	D	Prepared	Analyzed	Dil Fac
Cobalt	7.2		2.3	0.17	mg/Kg	☼	10/31/22 07:57	11/03/22 16:49	1
Copper	40.6		2.3	0.42	mg/Kg	☼	10/31/22 07:57	11/03/22 16:49	1
Iron	15000		68.0	22.9	mg/Kg	☼	10/31/22 07:57	11/03/22 16:49	1
Lead	935		0.68	0.23	mg/Kg	☼	10/31/22 07:57	11/03/22 16:49	1
Magnesium	8200		113	11.6	mg/Kg	☼	10/31/22 07:57	11/03/22 16:49	1
Manganese	342		4.5	0.46	mg/Kg	☼	10/31/22 07:57	11/03/22 16:49	1
Nickel	16.0		2.3	0.53	mg/Kg	☼	10/31/22 07:57	11/03/22 16:49	1
Potassium	1590		113	18.3	mg/Kg	☼	10/31/22 07:57	11/03/22 16:49	1
Selenium	13.2		1.4	0.14	mg/Kg	☼	10/31/22 07:57	11/03/22 16:49	1
Silver	0.24	J	0.45	0.10	mg/Kg	☼	10/31/22 07:57	11/03/22 16:49	1
Sodium	614		113	51.8	mg/Kg	☼	10/31/22 07:57	11/03/22 16:49	1
Thallium	0.39	J	0.45	0.046	mg/Kg	☼	10/31/22 07:57	11/03/22 16:49	1
Vanadium	25.9		2.3	0.23	mg/Kg	☼	10/31/22 07:57	11/03/22 16:49	1
Zinc	452		9.1	3.5	mg/Kg	☼	10/31/22 07:57	11/03/22 16:49	1

Method: SW846 6020B - Metals (ICP/MS) - TCLP

Analyte	Result	Qualifier	RL	MDL	Unit	D	Prepared	Analyzed	Dil Fac
Arsenic	20.0	U	20.0	8.9	ug/L		11/01/22 12:33	11/01/22 17:17	10
Barium	416		40.0	9.1	ug/L		11/01/22 12:33	11/01/22 17:17	10
Cadmium	9.1	J	20.0	3.9	ug/L		11/01/22 12:33	11/01/22 17:17	10
Chromium	40.0	U	40.0	25.0	ug/L		11/01/22 12:33	11/01/22 17:17	10
Copper	40.0	U	40.0	24.5	ug/L		11/01/22 12:33	11/01/22 17:17	10
Lead	684		12.0	8.4	ug/L		11/01/22 12:33	11/01/22 17:17	10
Nickel	40.0	U	40.0	9.1	ug/L		11/01/22 12:33	11/01/22 17:17	10
Selenium	14.4	J	25.0	5.9	ug/L		11/01/22 12:33	11/01/22 17:17	10
Silver	20.0	U	20.0	2.9	ug/L		11/01/22 12:33	11/01/22 17:17	10
Zinc	527		160	65.2	ug/L		11/01/22 12:33	11/01/22 17:17	10

Method: SW846 7470A - Mercury (CVAA) - TCLP

Analyte	Result	Qualifier	RL	MDL	Unit	D	Prepared	Analyzed	Dil Fac
Mercury	0.20	U	0.20	0.091	ug/L		11/03/22 12:13	11/03/22 15:53	1

Method: SW846 7471B - Mercury (CVAA)

Analyte	Result	Qualifier	RL	MDL	Unit	D	Prepared	Analyzed	Dil Fac
Mercury	0.60		0.019	0.0091	mg/Kg	☼	11/02/22 00:12	11/02/22 04:27	1

General Chemistry

Analyte	Result	Qualifier	NONE	NONE	Unit	D	Prepared	Analyzed	Dil Fac
pH (SW846 9045D)	8.2	HF			SU			11/03/22 12:37	1
Temperature (SW846 9045D)	22.7	HF			Degrees C			11/03/22 12:37	1
Corrosivity (SW846 9045D)	8.2	HF			SU			11/03/22 12:37	1

Analyte	Result	Qualifier	RL	MDL	Unit	D	Prepared	Analyzed	Dil Fac
Cr (VI) (SW846 7196A)	2.2	U	2.2	0.95	mg/Kg	☼	11/02/22 08:20	11/02/22 12:30	1
Cyanide, Total (SW846 9012B)	0.23	J	0.26	0.14	mg/Kg	☼	11/02/22 20:31	11/03/22 00:31	1

Analyte	Result	Qualifier	RL	RL	Unit	D	Prepared	Analyzed	Dil Fac
Burn Rate (SW846 1030)	2.20	U	2.20	2.20	mm/sec			11/02/22 14:42	1
Cr (III) (SW846 7196A)	17.2		2.0	2.0	mg/Kg			11/04/22 07:59	1
Cyanide, Reactive (SW846 9014)	25.0	U	25.0	25.0	mg/Kg		11/02/22 10:00	11/02/22 14:30	1
Sulfide, Reactive (SW846 9034)	20.0	U	20.0	20.0	mg/Kg		11/02/22 10:00	11/02/22 14:30	1
Free Liquid (SW846 9095B)	0.500	U	0.500	0.500	mL/100g			11/01/22 13:15	1

Client: AKRF Inc
Job ID: 460-268408-1
Project/Site: 350 Grand Concourse

Client Sample ID: WC-SP-02_C_20221028
Lab Sample ID: 460-268408-4
Date Collected: 10/28/22 10:30
Matrix: Solid
Date Received: 10/28/22 18:00
Percent Solids: 88.3

General Chemistry (Continued)

Analyte	Result	Qualifier	RL	RL	Unit	D	Prepared	Analyzed	Dil Fac
Percent Moisture (EPA Moisture)	11.7		1.0	1.0	%			10/29/22 08:11	1
Percent Solids (EPA Moisture)	88.3		1.0	1.0	%			10/29/22 08:11	1

Surrogate Summary

Client: AKRF Inc
Project/Site: 350 Grand Concourse

Job ID: 460-268408-1

Method: 8260D - Volatile Organic Compounds by GC/MS

Matrix: Solid — **Prep Type: Total/NA**

		Percent Surrogate Recovery (Acceptance Limits)			
		DCA	BFB	DBFM	TOL
Lab Sample ID	Client Sample ID	(72-145)	(75-139)	(73-139)	(80-120)
460-268408-1	WC-SP-01_G_20221028	102	96	111	94
460-268408-2	WC-SP-01_C_20221028	96	98	109	97
460-268408-4	WC-SP-02_C_20221028	94	100	107	97
LB3 460-875053/1-A	Method Blank	102	102	112	97
LCS 460-875369/3	Lab Control Sample	110	100	111	97
LCS 460-875459/3	Lab Control Sample	96	106	103	99
LCS 460-875575/14	Lab Control Sample	97	103	102	101
LCS 460-875735/3	Lab Control Sample	95	103	100	97
LCSD 460-875369/4	Lab Control Sample Dup	110	99	110	96
LCSD 460-875459/4	Lab Control Sample Dup	96	104	107	97
LCSD 460-875575/15	Lab Control Sample Dup	97	103	105	101
LCSD 460-875735/4	Lab Control Sample Dup	94	99	104	96
MB 460-875369/8	Method Blank	117	102	121	98
MB 460-875459/9	Method Blank	95	100	105	97
MB 460-875575/8	Method Blank	94	95	105	92
MB 460-875735/8	Method Blank	94	97	103	95

Surrogate Legend

DCA = 1,2-Dichloroethane-d4 (Surr)
BFB = 4-Bromofluorobenzene
DBFM = Dibromofluoromethane (Surr)
TOL = Toluene-d8 (Surr)

Method: 8260D - Volatile Organic Compounds by GC/MS

Matrix: Solid — **Prep Type: Total/NA**

		Percent Surrogate Recovery (Acceptance Limits)			
		DCA	BFB	DBFM	TOL
Lab Sample ID	Client Sample ID	(68-150)	(70-150)	(68-150)	(80-147)
460-268408-3	WC-SP-02_G_20221028	142	108	121	123
LCS 460-875576/3	Lab Control Sample	101	99	98	101
LCSD 460-875576/4	Lab Control Sample Dup	102	100	101	100
MB 460-875576/9	Method Blank	107	91	102	97

Surrogate Legend

DCA = 1,2-Dichloroethane-d4 (Surr)
BFB = 4-Bromofluorobenzene
DBFM = Dibromofluoromethane (Surr)
TOL = Toluene-d8 (Surr)

Method: 8270E - Semivolatile Organic Compounds (GC/MS)

Matrix: Solid — **Prep Type: Total/NA**

		Percent Surrogate Recovery (Acceptance Limits)					
		TBP	FBP	2FP	NBZ	PHL	TPHL
Lab Sample ID	Client Sample ID	(10-123)	(22-122)	(18-123)	(16-125)	(23-120)	(25-126)
460-268406-J-4-G MS	Matrix Spike	82	79	68	70	68	79
460-268406-J-4-H MSD	Matrix Spike Duplicate	77	77	67	69	69	77
460-268408-2	WC-SP-01_C_20221028	69	68	54	57	57	67
460-268408-4	WC-SP-02_C_20221028	90	90	74	72	77	90
LCS 460-875093/2-A	Lab Control Sample	115	92	86	85	88	100

Method: 8270E - Semivolatile Organic Compounds (GC/MS) (Continued)

Matrix: Solid **Prep Type: Total/NA**

		Percent Surrogate Recovery (Acceptance Limits)					
		TBP	FBP	2FP	NBZ	PHL	TPHL
Lab Sample ID	Client Sample ID	(10-123)	(22-122)	(18-123)	(16-125)	(23-120)	(25-126)
LCSD 460-875093/3-A	Lab Control Sample Dup	114	91	82	85	90	99
MB 460-875093/1-A	Method Blank	117	97	85	87	89	115

Surrogate Legend

TBP = 2,4,6-Tribromophenol (Surr)
FBP = 2-Fluorobiphenyl
2FP = 2-Fluorophenol (Surr)
NBZ = Nitrobenzene-d5 (Surr)
PHL = Phenol-d5 (Surr)
TPHL = Terphenyl-d14 (Surr)

Method: 8015D - Gasoline Range Organics (GRO) (GC)

Matrix: Solid **Prep Type: Total/NA**

		Percent Surrogate Recovery (Acceptance Limits)
		TFT1
Lab Sample ID	Client Sample ID	(75-150)
460-268408-2	WC-SP-01_C_20221028	118
460-268408-4	WC-SP-02_C_20221028	114
LCS 460-875193/2	Lab Control Sample	104
LCSD 460-875193/3	Lab Control Sample Dup	120
MB 460-875193/4	Method Blank	113

Surrogate Legend

TFT = a,a,a-Trifluorotoluene

Method: 8015D - Diesel Range Organics (DRO) (GC)

Matrix: Solid **Prep Type: Total/NA**

		Percent Surrogate Recovery (Acceptance Limits)
		OTPH
Lab Sample ID	Client Sample ID	(10-150)
460-268408-2	WC-SP-01_C_20221028	102
460-268408-4	WC-SP-02_C_20221028	0 *
LCS 460-875795/2-A	Lab Control Sample	79
LCSD 460-875795/3-A	Lab Control Sample Dup	86
MB 460-875795/1-A	Method Blank	79

Surrogate Legend

OTPH = o-Terphenyl

Method: 8081B - Organochlorine Pesticides (GC)

Matrix: Solid **Prep Type: Total/NA**

		Percent Surrogate Recovery (Acceptance Limits)			
		DCBP1	DCBP2	TCX1	TCX2
Lab Sample ID	Client Sample ID	(43-150)	(43-150)	(26-137)	(26-137)
460-268322-E-2-D MS	Matrix Spike	121	175 *	105	115
460-268322-E-2-E MSD	Matrix Spike Duplicate	107	153 *	93	102
460-268408-2	WC-SP-01_C_20221028	121	112	99	104
460-268408-4	WC-SP-02_C_20221028	127	120	105	110
LCS 460-874979/2-A	Lab Control Sample	93	128	82	88
LCSD 460-874979/3-A	Lab Control Sample Dup	84	116	76	81

Method: 8081B - Organochlorine Pesticides (GC) (Continued)

Matrix: Solid **Prep Type: Total/NA**

		Percent Surrogate Recovery (Acceptance Limits)			
		DCBP1	DCBP2	TCX1	TCX2
Lab Sample ID	Client Sample ID	(43-150)	(43-150)	(26-137)	(26-137)
MB 460-874979/1-A	Method Blank	113	160 *	98	108

Surrogate Legend

DCBP = DCB Decachlorobiphenyl

TCX = Tetrachloro-m-xylene

Method: 8082A - Polychlorinated Biphenyls (PCBs) by Gas Chromatography

Matrix: Solid **Prep Type: Total/NA**

		Percent Surrogate Recovery (Acceptance Limits)			
		DCBP1	DCBP2	TCX1	TCX2
Lab Sample ID	Client Sample ID	(10-150)	(10-150)	(42-150)	(42-150)
460-268322-E-2-A MS	Matrix Spike	125	132	114	105
460-268322-E-2-B MSD	Matrix Spike Duplicate	129	139	120	110
460-268408-2	WC-SP-01_C_20221028	121	132	114	110
460-268408-4	WC-SP-02_C_20221028	124	128	120	112
LCS 460-874970/2-A	Lab Control Sample	140	150	127	116
LCSD 460-874970/3-A	Lab Control Sample Dup	124	133	112	101
MB 460-874970/1-A	Method Blank	130	133	116	107

Surrogate Legend

DCBP = DCB Decachlorobiphenyl

TCX = Tetrachloro-m-xylene

Method: 8151A - Herbicides (GC)

Matrix: Solid **Prep Type: Total/NA**

		Percent Surrogate Recovery (Acceptance Limits)	
		DCPAA1	DCPAA2
Lab Sample ID	Client Sample ID	(27-150)	(27-150)
460-268408-2	WC-SP-01_C_20221028	104	104
460-268408-4	WC-SP-02_C_20221028	89	94
LCS 460-875355/2-A	Lab Control Sample	99	98
LCSD 460-875355/3-A	Lab Control Sample Dup	100	99
MB 460-875355/1-A	Method Blank	101	97

Surrogate Legend

DCPAA = 2,4-Dichlorophenylacetic acid

Method: NJDEP EPH - New Jersey Extractable Petroleum Hydrocarbons

Matrix: Solid **Prep Type: Total/NA**

		Percent Surrogate Recovery (Acceptance Limits)	
		OTPH1	1COD1
Lab Sample ID	Client Sample ID	(40-140)	(40-140)
460-268397-C-1-B MS	Matrix Spike	69	84
460-268397-C-1-C MSD	Matrix Spike Duplicate	76	94
460-268408-2	WC-SP-01_C_20221028	58	67
460-268408-4	WC-SP-02_C_20221028	65	74
LCS 460-875443/2-A	Lab Control Sample	65	99
LCSD 460-875443/3-A	Lab Control Sample Dup	59	90
MB 460-875443/1-A	Method Blank	76	74

Surrogate Summary

Client: AKRF Inc
Project/Site: 350 Grand Concourse

Job ID: 460-268408-1

Surrogate Legend

OTPH = o-Terphenyl
1COD = 1-Chlorooctadecane

Method: 8260D - Volatile Organic Compounds by GC/MS

Lab Sample ID: LB3 460-875053/1-A
Matrix: Solid
Analysis Batch: 875369

Client Sample ID: Method Blank
Prep Type: Total/NA
Prep Batch: 875053

Analyte	LB3 Result	LB3 Qualifier	RL	MDL	Unit	D	Prepared	Analyzed	Dil Fac
1,1,1-Trichloroethane	0.0010	U	0.0010	0.00023	mg/Kg		10/30/22 16:37	11/01/22 09:42	1
1,1,2,2-Tetrachloroethane	0.0010	U	0.0010	0.00021	mg/Kg		10/30/22 16:37	11/01/22 09:42	1
1,1,2-Trichloro-1,2,2-trifluoroethane	0.0010	U	0.0010	0.00030	mg/Kg		10/30/22 16:37	11/01/22 09:42	1
1,1,2-Trichloroethane	0.0010	U	0.0010	0.00018	mg/Kg		10/30/22 16:37	11/01/22 09:42	1
1,1-Dichloroethane	0.0010	U	0.0010	0.00021	mg/Kg		10/30/22 16:37	11/01/22 09:42	1
1,1-Dichloroethene	0.0010	U	0.0010	0.00023	mg/Kg		10/30/22 16:37	11/01/22 09:42	1
1,2,3-Trichlorobenzene	0.0010	U	0.0010	0.00018	mg/Kg		10/30/22 16:37	11/01/22 09:42	1
1,2,4-Trichlorobenzene	0.0010	U	0.0010	0.00036	mg/Kg		10/30/22 16:37	11/01/22 09:42	1
1,2-Dibromo-3-Chloropropane	0.0010	U	0.0010	0.00046	mg/Kg		10/30/22 16:37	11/01/22 09:42	1
1,2-Dichlorobenzene	0.0010	U	0.0010	0.00036	mg/Kg		10/30/22 16:37	11/01/22 09:42	1
1,2-Dichloroethane	0.0010	U	0.0010	0.00030	mg/Kg		10/30/22 16:37	11/01/22 09:42	1
1,2-Dichloropropane	0.0010	U	0.0010	0.00042	mg/Kg		10/30/22 16:37	11/01/22 09:42	1
1,3-Dichlorobenzene	0.0010	U	0.0010	0.00037	mg/Kg		10/30/22 16:37	11/01/22 09:42	1
1,4-Dichlorobenzene	0.0010	U	0.0010	0.00023	mg/Kg		10/30/22 16:37	11/01/22 09:42	1
2-Butanone (MEK)	0.0050	U	0.0050	0.00037	mg/Kg		10/30/22 16:37	11/01/22 09:42	1
2-Hexanone	0.0050	U	0.0050	0.0017	mg/Kg		10/30/22 16:37	11/01/22 09:42	1
4-Methyl-2-pentanone (MIBK)	0.0050	U	0.0050	0.0016	mg/Kg		10/30/22 16:37	11/01/22 09:42	1
Acetone	0.0060	U	0.0060	0.0057	mg/Kg		10/30/22 16:37	11/01/22 09:42	1
Acrolein	0.10	U	0.10	0.028	mg/Kg		10/30/22 16:37	11/01/22 09:42	1
Acrylonitrile	0.010	U	0.010	0.0049	mg/Kg		10/30/22 16:37	11/01/22 09:42	1
Benzene	0.000267	J	0.0010	0.00026	mg/Kg		10/30/22 16:37	11/01/22 09:42	1
Bromoform	0.0010	U	0.0010	0.00043	mg/Kg		10/30/22 16:37	11/01/22 09:42	1
Bromomethane	0.0020	U	0.0020	0.0010	mg/Kg		10/30/22 16:37	11/01/22 09:42	1
Carbon disulfide	0.0010	U	0.0010	0.00027	mg/Kg		10/30/22 16:37	11/01/22 09:42	1
Carbon tetrachloride	0.0010	U	0.0010	0.00039	mg/Kg		10/30/22 16:37	11/01/22 09:42	1
Chlorobenzene	0.0010	U	0.0010	0.00018	mg/Kg		10/30/22 16:37	11/01/22 09:42	1
Chlorobromomethane	0.0010	U	0.0010	0.00028	mg/Kg		10/30/22 16:37	11/01/22 09:42	1
Chlorodibromomethane	0.0010	U	0.0010	0.00019	mg/Kg		10/30/22 16:37	11/01/22 09:42	1
Chloroethane	0.0010	U	0.0010	0.00052	mg/Kg		10/30/22 16:37	11/01/22 09:42	1
Chloroform	0.0010	U	0.0010	0.00097	mg/Kg		10/30/22 16:37	11/01/22 09:42	1
Chloromethane	0.0010	U	0.0010	0.00044	mg/Kg		10/30/22 16:37	11/01/22 09:42	1
cis-1,2-Dichloroethene	0.0010	U	0.0010	0.00036	mg/Kg		10/30/22 16:37	11/01/22 09:42	1
cis-1,3-Dichloropropene	0.0010	U	0.0010	0.00027	mg/Kg		10/30/22 16:37	11/01/22 09:42	1
Cyclohexane	0.0010	U	0.0010	0.00022	mg/Kg		10/30/22 16:37	11/01/22 09:42	1
Dichlorobromomethane	0.0010	U	0.0010	0.00026	mg/Kg		10/30/22 16:37	11/01/22 09:42	1
Dichlorodifluoromethane	0.0010	U	0.0010	0.00034	mg/Kg		10/30/22 16:37	11/01/22 09:42	1
Ethylbenzene	0.0010	U	0.0010	0.00020	mg/Kg		10/30/22 16:37	11/01/22 09:42	1
Ethylene Dibromide	0.0010	U	0.0010	0.00018	mg/Kg		10/30/22 16:37	11/01/22 09:42	1
Isopropylbenzene	0.0010	U	0.0010	0.00029	mg/Kg		10/30/22 16:37	11/01/22 09:42	1
Methyl acetate	0.0050	U	0.0050	0.0043	mg/Kg		10/30/22 16:37	11/01/22 09:42	1
Methyl tert-butyl ether	0.0010	U	0.0010	0.00051	mg/Kg		10/30/22 16:37	11/01/22 09:42	1
Methylcyclohexane	0.0010	U	0.0010	0.00050	mg/Kg		10/30/22 16:37	11/01/22 09:42	1
Methylene Chloride	0.0020	U	0.0020	0.0011	mg/Kg		10/30/22 16:37	11/01/22 09:42	1
m-Xylene & p-Xylene	0.0010	U	0.0010	0.00017	mg/Kg		10/30/22 16:37	11/01/22 09:42	1
o-Xylene	0.0010	U	0.0010	0.00019	mg/Kg		10/30/22 16:37	11/01/22 09:42	1
Styrene	0.0010	U	0.0010	0.00028	mg/Kg		10/30/22 16:37	11/01/22 09:42	1
TBA	0.010	U	0.010	0.0078	mg/Kg		10/30/22 16:37	11/01/22 09:42	1
Tetrachloroethene	0.0010	U	0.0010	0.00031	mg/Kg		10/30/22 16:37	11/01/22 09:42	1

Method: 8260D - Volatile Organic Compounds by GC/MS (Continued)

Lab Sample ID: LB3 460-875053/1-A
Matrix: Solid
Analysis Batch: 875369

Client Sample ID: Method Blank
Prep Type: Total/NA
Prep Batch: 875053

Analyte	LB3 Result	LB3 Qualifier	RL	MDL	Unit	D	Prepared	Analyzed	Dil Fac
Toluene	0.0010	U	0.0010	0.00023	mg/Kg		10/30/22 16:37	11/01/22 09:42	1
trans-1,2-Dichloroethene	0.0010	U	0.0010	0.00025	mg/Kg		10/30/22 16:37	11/01/22 09:42	1
trans-1,3-Dichloropropene	0.0010	U	0.0010	0.00027	mg/Kg		10/30/22 16:37	11/01/22 09:42	1
Trichloroethene	0.0010	U	0.0010	0.00032	mg/Kg		10/30/22 16:37	11/01/22 09:42	1
Trichlorofluoromethane	0.0010	U	0.0010	0.00041	mg/Kg		10/30/22 16:37	11/01/22 09:42	1
Vinyl chloride	0.0010	U	0.0010	0.00055	mg/Kg		10/30/22 16:37	11/01/22 09:42	1

Tentatively Identified Compound	*LB3 Est. Result*	*LB3 Qualifier*	*Unit*	*D*	*RT*	*CAS No.*	*Prepared*	*Analyzed*	*Dil Fac*
Tentatively Identified Compound	*None*		*mg/Kg*				*10/30/22 16:37*	*11/01/22 09:42*	*1*

Surrogate	*LB3 %Recovery*	*LB3 Qualifier*	*Limits*	*Prepared*	*Analyzed*	*Dil Fac*
1,2-Dichloroethane-d4 (Surr)	*102*		*72 - 145*	*10/30/22 16:37*	*11/01/22 09:42*	*1*
4-Bromofluorobenzene	*102*		*75 - 139*	*10/30/22 16:37*	*11/01/22 09:42*	*1*
Dibromofluoromethane (Surr)	*112*		*73 - 139*	*10/30/22 16:37*	*11/01/22 09:42*	*1*
Toluene-d8 (Surr)	*97*		*80 - 120*	*10/30/22 16:37*	*11/01/22 09:42*	*1*

Lab Sample ID: MB 460-875369/8
Matrix: Solid
Analysis Batch: 875369

Client Sample ID: Method Blank
Prep Type: Total/NA

Analyte	MB Result	MB Qualifier	RL	MDL	Unit	D	Prepared	Analyzed	Dil Fac
1,1,1-Trichloroethane	0.0010	U	0.0010	0.00023	mg/Kg			11/01/22 09:19	1
1,1,2,2-Tetrachloroethane	0.0010	U	0.0010	0.00021	mg/Kg			11/01/22 09:19	1
1,1,2-Trichloro-1,2,2-trifluoroethane	0.0010	U	0.0010	0.00030	mg/Kg			11/01/22 09:19	1
1,1,2-Trichloroethane	0.0010	U	0.0010	0.00018	mg/Kg			11/01/22 09:19	1
1,1-Dichloroethane	0.0010	U	0.0010	0.00021	mg/Kg			11/01/22 09:19	1
1,1-Dichloroethene	0.0010	U	0.0010	0.00023	mg/Kg			11/01/22 09:19	1
1,2,3-Trichlorobenzene	0.0010	U	0.0010	0.00018	mg/Kg			11/01/22 09:19	1
1,2,4-Trichlorobenzene	0.0010	U	0.0010	0.00036	mg/Kg			11/01/22 09:19	1
1,2-Dibromo-3-Chloropropane	0.0010	U	0.0010	0.00046	mg/Kg			11/01/22 09:19	1
1,2-Dichlorobenzene	0.0010	U	0.0010	0.00036	mg/Kg			11/01/22 09:19	1
1,2-Dichloroethane	0.0010	U	0.0010	0.00030	mg/Kg			11/01/22 09:19	1
1,2-Dichloropropane	0.0010	U	0.0010	0.00042	mg/Kg			11/01/22 09:19	1
1,3-Dichlorobenzene	0.0010	U	0.0010	0.00037	mg/Kg			11/01/22 09:19	1
1,4-Dichlorobenzene	0.0010	U	0.0010	0.00023	mg/Kg			11/01/22 09:19	1
2-Butanone (MEK)	0.0050	U	0.0050	0.00037	mg/Kg			11/01/22 09:19	1
2-Hexanone	0.0050	U	0.0050	0.0017	mg/Kg			11/01/22 09:19	1
4-Methyl-2-pentanone (MIBK)	0.0050	U	0.0050	0.0016	mg/Kg			11/01/22 09:19	1
Acetone	0.0060	U	0.0060	0.0057	mg/Kg			11/01/22 09:19	1
Acrolein	0.10	U	0.10	0.028	mg/Kg			11/01/22 09:19	1
Acrylonitrile	0.010	U	0.010	0.0049	mg/Kg			11/01/22 09:19	1
Benzene	0.0010	U	0.0010	0.00026	mg/Kg			11/01/22 09:19	1
Bromoform	0.0010	U	0.0010	0.00043	mg/Kg			11/01/22 09:19	1
Bromomethane	0.0020	U	0.0020	0.0010	mg/Kg			11/01/22 09:19	1
Carbon disulfide	0.0010	U	0.0010	0.00027	mg/Kg			11/01/22 09:19	1
Carbon tetrachloride	0.0010	U	0.0010	0.00039	mg/Kg			11/01/22 09:19	1
Chlorobenzene	0.0010	U	0.0010	0.00018	mg/Kg			11/01/22 09:19	1
Chlorobromomethane	0.0010	U	0.0010	0.00028	mg/Kg			11/01/22 09:19	1

Method: 8260D - Volatile Organic Compounds by GC/MS (Continued)

Lab Sample ID: MB 460-875369/8
Matrix: Solid
Analysis Batch: 875369

Client Sample ID: Method Blank
Prep Type: Total/NA

Analyte	MB Result	MB Qualifier	RL	MDL	Unit	D	Prepared	Analyzed	Dil Fac
Chlorodibromomethane	0.0010	U	0.0010	0.00019	mg/Kg			11/01/22 09:19	1
Chloroethane	0.0010	U	0.0010	0.00052	mg/Kg			11/01/22 09:19	1
Chloroform	0.0010	U	0.0010	0.00097	mg/Kg			11/01/22 09:19	1
Chloromethane	0.0010	U	0.0010	0.00044	mg/Kg			11/01/22 09:19	1
cis-1,2-Dichloroethene	0.0010	U	0.0010	0.00036	mg/Kg			11/01/22 09:19	1
cis-1,3-Dichloropropene	0.0010	U	0.0010	0.00027	mg/Kg			11/01/22 09:19	1
Cyclohexane	0.0010	U	0.0010	0.00022	mg/Kg			11/01/22 09:19	1
Dichlorobromomethane	0.0010	U	0.0010	0.00026	mg/Kg			11/01/22 09:19	1
Dichlorodifluoromethane	0.0010	U	0.0010	0.00034	mg/Kg			11/01/22 09:19	1
Ethylbenzene	0.0010	U	0.0010	0.00020	mg/Kg			11/01/22 09:19	1
Ethylene Dibromide	0.0010	U	0.0010	0.00018	mg/Kg			11/01/22 09:19	1
Isopropylbenzene	0.0010	U	0.0010	0.00029	mg/Kg			11/01/22 09:19	1
Methyl acetate	0.0050	U	0.0050	0.0043	mg/Kg			11/01/22 09:19	1
Methyl tert-butyl ether	0.0010	U	0.0010	0.00051	mg/Kg			11/01/22 09:19	1
Methylcyclohexane	0.0010	U	0.0010	0.00050	mg/Kg			11/01/22 09:19	1
Methylene Chloride	0.0020	U	0.0020	0.0011	mg/Kg			11/01/22 09:19	1
m-Xylene & p-Xylene	0.0010	U	0.0010	0.00017	mg/Kg			11/01/22 09:19	1
o-Xylene	0.0010	U	0.0010	0.00019	mg/Kg			11/01/22 09:19	1
Styrene	0.0010	U	0.0010	0.00028	mg/Kg			11/01/22 09:19	1
TBA	0.010	U	0.010	0.0078	mg/Kg			11/01/22 09:19	1
Tetrachloroethene	0.0010	U	0.0010	0.00031	mg/Kg			11/01/22 09:19	1
Toluene	0.0010	U	0.0010	0.00023	mg/Kg			11/01/22 09:19	1
trans-1,2-Dichloroethene	0.0010	U	0.0010	0.00025	mg/Kg			11/01/22 09:19	1
trans-1,3-Dichloropropene	0.0010	U	0.0010	0.00027	mg/Kg			11/01/22 09:19	1
Trichloroethene	0.0010	U	0.0010	0.00032	mg/Kg			11/01/22 09:19	1
Trichlorofluoromethane	0.0010	U	0.0010	0.00041	mg/Kg			11/01/22 09:19	1
Vinyl chloride	0.0010	U	0.0010	0.00055	mg/Kg			11/01/22 09:19	1

Tentatively Identified Compound	*MB Est. Result*	*MB Qualifier*	*Unit*	*D*	*RT*	*CAS No.*	*Prepared*	*Analyzed*	*Dil Fac*
Tentatively Identified Compound	*None*		*mg/Kg*					*11/01/22 09:19*	*1*

Surrogate	*MB %Recovery*	*MB Qualifier*	*Limits*	*Prepared*	*Analyzed*	*Dil Fac*
1,2-Dichloroethane-d4 (Surr)	*117*		*72 - 145*		*11/01/22 09:19*	*1*
4-Bromofluorobenzene	*102*		*75 - 139*		*11/01/22 09:19*	*1*
Dibromofluoromethane (Surr)	*121*		*73 - 139*		*11/01/22 09:19*	*1*
Toluene-d8 (Surr)	*98*		*80 - 120*		*11/01/22 09:19*	*1*

Lab Sample ID: LCS 460-875369/3
Matrix: Solid
Analysis Batch: 875369

Client Sample ID: Lab Control Sample
Prep Type: Total/NA

Analyte	Spike Added	LCS Result	LCS Qualifier	Unit	D	%Rec	%Rec Limits
1,1,1-Trichloroethane	0.0200	0.0216		mg/Kg		108	78 - 120
1,1,2,2-Tetrachloroethane	0.0200	0.0187		mg/Kg		93	66 - 123
1,1,2-Trichloro-1,2,2-trifluoroethane	0.0200	0.0213		mg/Kg		107	75 - 141
1,1,2-Trichloroethane	0.0200	0.0187		mg/Kg		93	80 - 120
1,1-Dichloroethane	0.0200	0.0217		mg/Kg		108	77 - 129

Method: 8260D - Volatile Organic Compounds by GC/MS (Continued)

Lab Sample ID: LCS 460-875369/3
Matrix: Solid
Analysis Batch: 875369

Client Sample ID: Lab Control Sample
Prep Type: Total/NA

Analyte	Spike Added	LCS Result	LCS Qualifier	Unit	D	%Rec	%Rec Limits
1,1-Dichloroethene	0.0200	0.0208		mg/Kg		104	70 - 132
1,2,3-Trichlorobenzene	0.0200	0.0168		mg/Kg		84	44 - 120
1,2,4-Trichlorobenzene	0.0200	0.0162		mg/Kg		81	68 - 150
1,2-Dibromo-3-Chloropropane	0.0200	0.0177		mg/Kg		89	60 - 124
1,2-Dichlorobenzene	0.0200	0.0184		mg/Kg		92	80 - 120
1,2-Dichloroethane	0.0200	0.0215		mg/Kg		107	75 - 123
1,2-Dichloropropane	0.0200	0.0215		mg/Kg		107	73 - 124
1,3-Dichlorobenzene	0.0200	0.0183		mg/Kg		91	80 - 120
1,4-Dichlorobenzene	0.0200	0.0180		mg/Kg		90	80 - 120
2-Butanone (MEK)	0.100	0.0960		mg/Kg		96	75 - 120
2-Hexanone	0.100	0.0980		mg/Kg		98	70 - 128
4-Methyl-2-pentanone (MIBK)	0.100	0.0981		mg/Kg		98	80 - 122
Acetone	0.100	0.0991		mg/Kg		99	63 - 131
Acrolein	0.300	0.285		mg/Kg		95	10 - 150
Acrylonitrile	0.200	0.184		mg/Kg		92	66 - 134
Benzene	0.0200	0.0188		mg/Kg		94	80 - 123
Bromoform	0.0200	0.0180		mg/Kg		90	70 - 125
Bromomethane	0.0200	0.0167		mg/Kg		83	64 - 150
Carbon disulfide	0.0200	0.0207		mg/Kg		103	76 - 120
Carbon tetrachloride	0.0200	0.0216		mg/Kg		108	77 - 121
Chlorobenzene	0.0200	0.0187		mg/Kg		93	80 - 120
Chlorobromomethane	0.0200	0.0226		mg/Kg		113	76 - 127
Chlorodibromomethane	0.0200	0.0180		mg/Kg		90	80 - 120
Chloroethane	0.0200	0.0193		mg/Kg		97	68 - 132
Chloroform	0.0200	0.0214		mg/Kg		107	79 - 126
Chloromethane	0.0200	0.0167		mg/Kg		83	63 - 130
cis-1,2-Dichloroethene	0.0200	0.0217		mg/Kg		109	80 - 123
cis-1,3-Dichloropropene	0.0200	0.0187		mg/Kg		93	80 - 120
Cyclohexane	0.0200	0.0214		mg/Kg		107	70 - 132
Dichlorobromomethane	0.0200	0.0209		mg/Kg		105	73 - 124
Dichlorodifluoromethane	0.0200	0.0143		mg/Kg		72	62 - 150
Ethylbenzene	0.0200	0.0180		mg/Kg		90	76 - 120
Ethylene Dibromide	0.0200	0.0186		mg/Kg		93	79 - 120
Isopropylbenzene	0.0200	0.0178		mg/Kg		89	80 - 120
Methyl acetate	0.0400	0.0414		mg/Kg		103	58 - 143
Methyl tert-butyl ether	0.0200	0.0218		mg/Kg		109	80 - 125
Methylcyclohexane	0.0200	0.0195		mg/Kg		97	70 - 133
Methylene Chloride	0.0200	0.0211		mg/Kg		106	76 - 120
m-Xylene & p-Xylene	0.0200	0.0177		mg/Kg		89	80 - 120
o-Xylene	0.0200	0.0185		mg/Kg		93	80 - 120
Styrene	0.0200	0.0184		mg/Kg		92	80 - 120
TBA	0.200	0.171		mg/Kg		86	80 - 120
Tetrachloroethene	0.0200	0.0187		mg/Kg		94	78 - 123
Toluene	0.0200	0.0183		mg/Kg		91	80 - 120
trans-1,2-Dichloroethene	0.0200	0.0213		mg/Kg		106	78 - 120
trans-1,3-Dichloropropene	0.0200	0.0183		mg/Kg		92	80 - 120
Trichloroethene	0.0200	0.0209		mg/Kg		105	79 - 120
Trichlorofluoromethane	0.0200	0.0192		mg/Kg		96	76 - 142
Vinyl chloride	0.0200	0.0178		mg/Kg		89	72 - 131

Method: 8260D - Volatile Organic Compounds by GC/MS (Continued)

Surrogate	LCS %Recovery	LCS Qualifier	Limits
1,2-Dichloroethane-d4 (Surr)	110		72 - 145
4-Bromofluorobenzene	100		75 - 139
Dibromofluoromethane (Surr)	111		73 - 139
Toluene-d8 (Surr)	97		80 - 120

Lab Sample ID: LCSD 460-875369/4
Matrix: Solid
Analysis Batch: 875369

Client Sample ID: Lab Control Sample Dup
Prep Type: Total/NA

Analyte			Spike Added	LCSD Result	LCSD Qualifier	Unit	D	%Rec	%Rec Limits	RPD	RPD Limit
1,1,1-Trichloroethane			0.0200	0.0212		mg/Kg		106	78 - 120	2	30
1,1,2,2-Tetrachloroethane			0.0200	0.0182		mg/Kg		91	66 - 123	2	30
1,1,2-Trichloro-1,2,2-trifluoroethane			0.0200	0.0218		mg/Kg		109	75 - 141	2	30
1,1,2-Trichloroethane			0.0200	0.0176		mg/Kg		88	80 - 120	6	30
1,1-Dichloroethane			0.0200	0.0222		mg/Kg		111	77 - 129	2	30
1,1-Dichloroethene			0.0200	0.0212		mg/Kg		106	70 - 132	2	30
1,2,3-Trichlorobenzene			0.0200	0.0157		mg/Kg		78	44 - 120	7	30
1,2,4-Trichlorobenzene			0.0200	0.0147		mg/Kg		73	68 - 150	10	30
1,2-Dibromo-3-Chloropropane			0.0200	0.0175		mg/Kg		88	60 - 124	1	30
1,2-Dichlorobenzene			0.0200	0.0181		mg/Kg		90	80 - 120	2	30
1,2-Dichloroethane			0.0200	0.0210		mg/Kg		105	75 - 123	2	30
1,2-Dichloropropane			0.0200	0.0214		mg/Kg		107	73 - 124	0	30
1,3-Dichlorobenzene			0.0200	0.0176		mg/Kg		88	80 - 120	4	30
1,4-Dichlorobenzene			0.0200	0.0168		mg/Kg		84	80 - 120	7	30
2-Butanone (MEK)			0.100	0.0946		mg/Kg		95	75 - 120	2	30
2-Hexanone			0.100	0.0964		mg/Kg		96	70 - 128	2	30
4-Methyl-2-pentanone (MIBK)			0.100	0.0979		mg/Kg		98	80 - 122	0	30
Acetone			0.100	0.0929		mg/Kg		93	63 - 131	7	30
Acrolein			0.300	0.300		mg/Kg		100	10 - 150	5	30
Acrylonitrile			0.200	0.181		mg/Kg		91	66 - 134	2	30
Benzene			0.0200	0.0188		mg/Kg		94	80 - 123	0	30
Bromoform			0.0200	0.0177		mg/Kg		88	70 - 125	2	30
Bromomethane			0.0200	0.0172		mg/Kg		86	64 - 150	3	30
Carbon disulfide			0.0200	0.0212		mg/Kg		106	76 - 120	2	30
Carbon tetrachloride			0.0200	0.0213		mg/Kg		106	77 - 121	1	30
Chlorobenzene			0.0200	0.0186		mg/Kg		93	80 - 120	0	30
Chlorobromomethane			0.0200	0.0224		mg/Kg		112	76 - 127	1	30
Chlorodibromomethane			0.0200	0.0177		mg/Kg		89	80 - 120	2	30
Chloroethane			0.0200	0.0204		mg/Kg		102	68 - 132	6	30
Chloroform			0.0200	0.0215		mg/Kg		108	79 - 126	1	30
Chloromethane			0.0200	0.0176		mg/Kg		88	63 - 130	5	30
cis-1,2-Dichloroethene			0.0200	0.0222		mg/Kg		111	80 - 123	2	30
cis-1,3-Dichloropropene			0.0200	0.0180		mg/Kg		90	80 - 120	4	30
Cyclohexane			0.0200	0.0213		mg/Kg		107	70 - 132	0	30
Dichlorobromomethane			0.0200	0.0210		mg/Kg		105	73 - 124	0	30
Dichlorodifluoromethane			0.0200	0.0153		mg/Kg		76	62 - 150	6	30
Ethylbenzene			0.0200	0.0181		mg/Kg		91	76 - 120	1	30
Ethylene Dibromide			0.0200	0.0180		mg/Kg		90	79 - 120	3	30
Isopropylbenzene			0.0200	0.0170		mg/Kg		85	80 - 120	4	30
Methyl acetate			0.0400	0.0428		mg/Kg		107	58 - 143	3	30
Methyl tert-butyl ether			0.0200	0.0215		mg/Kg		108	80 - 125	1	30

Method: 8260D - Volatile Organic Compounds by GC/MS (Continued)

Lab Sample ID: LCSD 460-875369/4
Matrix: Solid
Analysis Batch: 875369

Client Sample ID: Lab Control Sample Dup
Prep Type: Total/NA

Analyte			Spike Added	LCSD Result	LCSD Qualifier	Unit	D	%Rec	%Rec Limits	RPD	RPD Limit
Methylcyclohexane			0.0200	0.0179		mg/Kg		89	70 - 133	9	30
Methylene Chloride			0.0200	0.0215		mg/Kg		107	76 - 120	2	30
m-Xylene & p-Xylene			0.0200	0.0175		mg/Kg		87	80 - 120	1	30
o-Xylene			0.0200	0.0182		mg/Kg		91	80 - 120	2	30
Styrene			0.0200	0.0180		mg/Kg		90	80 - 120	2	30
TBA			0.200	0.168		mg/Kg		84	80 - 120	2	30
Tetrachloroethene			0.0200	0.0178		mg/Kg		89	78 - 123	5	30
Toluene			0.0200	0.0180		mg/Kg		90	80 - 120	1	30
trans-1,2-Dichloroethene			0.0200	0.0212		mg/Kg		106	78 - 120	0	30
trans-1,3-Dichloropropene			0.0200	0.0178		mg/Kg		89	80 - 120	3	30
Trichloroethene			0.0200	0.0212		mg/Kg		106	79 - 120	1	30
Trichlorofluoromethane			0.0200	0.0212		mg/Kg		106	76 - 142	10	30
Vinyl chloride			0.0200	0.0193		mg/Kg		96	72 - 131	8	30

Surrogate	*LCSD %Recovery*	*LCSD Qualifier*	*Limits*
1,2-Dichloroethane-d4 (Surr)	*110*		*72 - 145*
4-Bromofluorobenzene	*99*		*75 - 139*
Dibromofluoromethane (Surr)	*110*		*73 - 139*
Toluene-d8 (Surr)	*96*		*80 - 120*

Lab Sample ID: MB 460-875459/9
Matrix: Solid
Analysis Batch: 875459

Client Sample ID: Method Blank
Prep Type: Total/NA

Analyte	MB Result	MB Qualifier	RL	MDL	Unit	D	Prepared	Analyzed	Dil Fac
1,1,1-Trichloroethane	0.0010	U	0.0010	0.00023	mg/Kg			11/01/22 22:11	1
1,1,2,2-Tetrachloroethane	0.0010	U	0.0010	0.00021	mg/Kg			11/01/22 22:11	1
1,1,2-Trichloro-1,2,2-trifluoroethane	0.0010	U	0.0010	0.00030	mg/Kg			11/01/22 22:11	1
1,1,2-Trichloroethane	0.0010	U	0.0010	0.00018	mg/Kg			11/01/22 22:11	1
1,1-Dichloroethane	0.0010	U	0.0010	0.00021	mg/Kg			11/01/22 22:11	1
1,1-Dichloroethene	0.0010	U	0.0010	0.00023	mg/Kg			11/01/22 22:11	1
1,2,3-Trichlorobenzene	0.0010	U	0.0010	0.00018	mg/Kg			11/01/22 22:11	1
1,2,4-Trichlorobenzene	0.0010	U	0.0010	0.00036	mg/Kg			11/01/22 22:11	1
1,2-Dibromo-3-Chloropropane	0.0010	U	0.0010	0.00046	mg/Kg			11/01/22 22:11	1
1,2-Dichlorobenzene	0.0010	U	0.0010	0.00036	mg/Kg			11/01/22 22:11	1
1,2-Dichloroethane	0.0010	U	0.0010	0.00030	mg/Kg			11/01/22 22:11	1
1,2-Dichloropropane	0.0010	U	0.0010	0.00042	mg/Kg			11/01/22 22:11	1
1,3-Dichlorobenzene	0.0010	U	0.0010	0.00037	mg/Kg			11/01/22 22:11	1
1,4-Dichlorobenzene	0.0010	U	0.0010	0.00023	mg/Kg			11/01/22 22:11	1
2-Butanone (MEK)	0.0050	U	0.0050	0.00037	mg/Kg			11/01/22 22:11	1
2-Hexanone	0.0050	U	0.0050	0.0017	mg/Kg			11/01/22 22:11	1
4-Methyl-2-pentanone (MIBK)	0.0050	U	0.0050	0.0016	mg/Kg			11/01/22 22:11	1
Acetone	0.0060	U	0.0060	0.0057	mg/Kg			11/01/22 22:11	1
Acrolein	0.10	U	0.10	0.028	mg/Kg			11/01/22 22:11	1
Acrylonitrile	0.010	U	0.010	0.0049	mg/Kg			11/01/22 22:11	1
Benzene	0.0010	U	0.0010	0.00026	mg/Kg			11/01/22 22:11	1
Bromoform	0.0010	U	0.0010	0.00043	mg/Kg			11/01/22 22:11	1
Bromomethane	0.0020	U	0.0020	0.0010	mg/Kg			11/01/22 22:11	1

Method: 8260D - Volatile Organic Compounds by GC/MS (Continued)

Lab Sample ID: MB 460-875459/9
Matrix: Solid
Analysis Batch: 875459

Client Sample ID: Method Blank
Prep Type: Total/NA

Analyte	MB Result	MB Qualifier	RL	MDL	Unit	D	Prepared	Analyzed	Dil Fac
Carbon disulfide	0.0010	U	0.0010	0.00027	mg/Kg			11/01/22 22:11	1
Carbon tetrachloride	0.0010	U	0.0010	0.00039	mg/Kg			11/01/22 22:11	1
Chlorobenzene	0.0010	U	0.0010	0.00018	mg/Kg			11/01/22 22:11	1
Chlorobromomethane	0.0010	U	0.0010	0.00028	mg/Kg			11/01/22 22:11	1
Chlorodibromomethane	0.0010	U	0.0010	0.00019	mg/Kg			11/01/22 22:11	1
Chloroethane	0.0010	U	0.0010	0.00052	mg/Kg			11/01/22 22:11	1
Chloroform	0.0010	U	0.0010	0.00097	mg/Kg			11/01/22 22:11	1
Chloromethane	0.0010	U	0.0010	0.00044	mg/Kg			11/01/22 22:11	1
cis-1,2-Dichloroethene	0.0010	U	0.0010	0.00036	mg/Kg			11/01/22 22:11	1
cis-1,3-Dichloropropene	0.0010	U	0.0010	0.00027	mg/Kg			11/01/22 22:11	1
Cyclohexane	0.0010	U	0.0010	0.00022	mg/Kg			11/01/22 22:11	1
Dichlorobromomethane	0.0010	U	0.0010	0.00026	mg/Kg			11/01/22 22:11	1
Dichlorodifluoromethane	0.0010	U	0.0010	0.00034	mg/Kg			11/01/22 22:11	1
Ethylbenzene	0.0010	U	0.0010	0.00020	mg/Kg			11/01/22 22:11	1
Ethylene Dibromide	0.0010	U	0.0010	0.00018	mg/Kg			11/01/22 22:11	1
Isopropylbenzene	0.0010	U	0.0010	0.00029	mg/Kg			11/01/22 22:11	1
Methyl acetate	0.0050	U	0.0050	0.0043	mg/Kg			11/01/22 22:11	1
Methyl tert-butyl ether	0.0010	U	0.0010	0.00051	mg/Kg			11/01/22 22:11	1
Methylcyclohexane	0.0010	U	0.0010	0.00050	mg/Kg			11/01/22 22:11	1
Methylene Chloride	0.0020	U	0.0020	0.0011	mg/Kg			11/01/22 22:11	1
m-Xylene & p-Xylene	0.0010	U	0.0010	0.00017	mg/Kg			11/01/22 22:11	1
o-Xylene	0.0010	U	0.0010	0.00019	mg/Kg			11/01/22 22:11	1
Styrene	0.0010	U	0.0010	0.00028	mg/Kg			11/01/22 22:11	1
TBA	0.010	U	0.010	0.0078	mg/Kg			11/01/22 22:11	1
Tetrachloroethene	0.0010	U	0.0010	0.00031	mg/Kg			11/01/22 22:11	1
Toluene	0.0010	U	0.0010	0.00023	mg/Kg			11/01/22 22:11	1
trans-1,2-Dichloroethene	0.0010	U	0.0010	0.00025	mg/Kg			11/01/22 22:11	1
trans-1,3-Dichloropropene	0.0010	U	0.0010	0.00027	mg/Kg			11/01/22 22:11	1
Trichloroethene	0.0010	U	0.0010	0.00032	mg/Kg			11/01/22 22:11	1
Trichlorofluoromethane	0.0010	U	0.0010	0.00041	mg/Kg			11/01/22 22:11	1
Vinyl chloride	0.0010	U	0.0010	0.00055	mg/Kg			11/01/22 22:11	1

Tentatively Identified Compound	*MB Est. Result*	*MB Qualifier*	*Unit*	*D*	*RT*	*CAS No.*	*Prepared*	*Analyzed*	*Dil Fac*
Tentatively Identified Compound	*None*		*mg/Kg*					*11/01/22 22:11*	*1*

Surrogate	*MB %Recovery*	*MB Qualifier*	*Limits*	*Prepared*	*Analyzed*	*Dil Fac*
1,2-Dichloroethane-d4 (Surr)	*95*		*72 - 145*		*11/01/22 22:11*	*1*
4-Bromofluorobenzene	*100*		*75 - 139*		*11/01/22 22:11*	*1*
Dibromofluoromethane (Surr)	*105*		*73 - 139*		*11/01/22 22:11*	*1*
Toluene-d8 (Surr)	*97*		*80 - 120*		*11/01/22 22:11*	*1*

Lab Sample ID: LCS 460-875459/3
Matrix: Solid
Analysis Batch: 875459

Client Sample ID: Lab Control Sample
Prep Type: Total/NA

Analyte	Spike Added	LCS Result	LCS Qualifier	Unit	D	%Rec	%Rec Limits
1,1,1-Trichloroethane	0.0200	0.0207		mg/Kg		103	78 - 120
1,1,2,2-Tetrachloroethane	0.0200	0.0187		mg/Kg		93	66 - 123

Method: 8260D - Volatile Organic Compounds by GC/MS (Continued)

Lab Sample ID: LCS 460-875459/3
Matrix: Solid
Analysis Batch: 875459

Client Sample ID: Lab Control Sample
Prep Type: Total/NA

Analyte	Spike Added	LCS Result	LCS Qualifier	Unit	D	%Rec	%Rec Limits
1,1,2-Trichloro-1,2,2-trifluoroethane	0.0200	0.0208		mg/Kg		104	75 - 141
1,1,2-Trichloroethane	0.0200	0.0182		mg/Kg		91	80 - 120
1,1-Dichloroethane	0.0200	0.0204		mg/Kg		102	77 - 129
1,1-Dichloroethene	0.0200	0.0206		mg/Kg		103	70 - 132
1,2,3-Trichlorobenzene	0.0200	0.0173		mg/Kg		86	44 - 120
1,2,4-Trichlorobenzene	0.0200	0.0162		mg/Kg		81	68 - 150
1,2-Dibromo-3-Chloropropane	0.0200	0.0226		mg/Kg		113	60 - 124
1,2-Dichlorobenzene	0.0200	0.0180		mg/Kg		90	80 - 120
1,2-Dichloroethane	0.0200	0.0173		mg/Kg		87	75 - 123
1,2-Dichloropropane	0.0200	0.0190		mg/Kg		95	73 - 124
1,3-Dichlorobenzene	0.0200	0.0172		mg/Kg		86	80 - 120
1,4-Dichlorobenzene	0.0200	0.0171		mg/Kg		86	80 - 120
2-Butanone (MEK)	0.100	0.0911		mg/Kg		91	75 - 120
2-Hexanone	0.100	0.104		mg/Kg		104	70 - 128
4-Methyl-2-pentanone (MIBK)	0.100	0.0945		mg/Kg		95	80 - 122
Acetone	0.100	0.0932		mg/Kg		93	63 - 131
Acrolein	0.300	0.238		mg/Kg		79	10 - 150
Acrylonitrile	0.200	0.208		mg/Kg		104	66 - 134
Benzene	0.0200	0.0197		mg/Kg		98	80 - 123
Bromoform	0.0200	0.0346	*	mg/Kg		173	70 - 125
Bromomethane	0.0200	0.0192		mg/Kg		96	64 - 150
Carbon disulfide	0.0200	0.0222		mg/Kg		111	76 - 120
Carbon tetrachloride	0.0200	0.0266	*	mg/Kg		133	77 - 121
Chlorobenzene	0.0200	0.0189		mg/Kg		95	80 - 120
Chlorobromomethane	0.0200	0.0189		mg/Kg		95	76 - 127
Chlorodibromomethane	0.0200	0.0311	*	mg/Kg		155	80 - 120
Chloroethane	0.0200	0.0198		mg/Kg		99	68 - 132
Chloroform	0.0200	0.0184		mg/Kg		92	79 - 126
Chloromethane	0.0200	0.0181		mg/Kg		90	63 - 130
cis-1,2-Dichloroethene	0.0200	0.0182		mg/Kg		91	80 - 123
cis-1,3-Dichloropropene	0.0200	0.0189		mg/Kg		94	80 - 120
Cyclohexane	0.0200	0.0189		mg/Kg		94	70 - 132
Dichlorobromomethane	0.0200	0.0212		mg/Kg		106	73 - 124
Dichlorodifluoromethane	0.0200	0.0177		mg/Kg		88	62 - 150
Ethylbenzene	0.0200	0.0188		mg/Kg		94	76 - 120
Ethylene Dibromide	0.0200	0.0194		mg/Kg		97	79 - 120
Isopropylbenzene	0.0200	0.0181		mg/Kg		90	80 - 120
Methyl acetate	0.0400	0.0359		mg/Kg		90	58 - 143
Methyl tert-butyl ether	0.0200	0.0182		mg/Kg		91	80 - 125
Methylcyclohexane	0.0200	0.0180		mg/Kg		90	70 - 133
Methylene Chloride	0.0200	0.0184		mg/Kg		92	76 - 120
m-Xylene & p-Xylene	0.0200	0.0180		mg/Kg		90	80 - 120
o-Xylene	0.0200	0.0178		mg/Kg		89	80 - 120
Styrene	0.0200	0.0181		mg/Kg		91	80 - 120
TBA	0.200	0.195		mg/Kg		98	80 - 120
Tetrachloroethene	0.0200	0.0201		mg/Kg		101	78 - 123
Toluene	0.0200	0.0181		mg/Kg		91	80 - 120
trans-1,2-Dichloroethene	0.0200	0.0197		mg/Kg		99	78 - 120

Method: 8260D - Volatile Organic Compounds by GC/MS (Continued)

Lab Sample ID: LCS 460-875459/3
Matrix: Solid
Analysis Batch: 875459

Client Sample ID: Lab Control Sample
Prep Type: Total/NA

Analyte			Spike Added	LCS Result	LCS Qualifier	Unit	D	%Rec	%Rec Limits		
trans-1,3-Dichloropropene			0.0200	0.0179		mg/Kg		89	80 - 120		
Trichloroethene			0.0200	0.0186		mg/Kg		93	79 - 120		
Trichlorofluoromethane			0.0200	0.0203		mg/Kg		102	76 - 142		
Vinyl chloride			0.0200	0.0213		mg/Kg		106	72 - 131		

Surrogate	*LCS %Recovery*	*LCS Qualifier*	*Limits*
1,2-Dichloroethane-d4 (Surr)	*96*		*72 - 145*
4-Bromofluorobenzene	*106*		*75 - 139*
Dibromofluoromethane (Surr)	*103*		*73 - 139*
Toluene-d8 (Surr)	*99*		*80 - 120*

Lab Sample ID: LCSD 460-875459/4
Matrix: Solid
Analysis Batch: 875459

Client Sample ID: Lab Control Sample Dup
Prep Type: Total/NA

Analyte			Spike Added	LCSD Result	LCSD Qualifier	Unit	D	%Rec	%Rec Limits	RPD	RPD Limit
1,1,1-Trichloroethane			0.0200	0.0215		mg/Kg		107	78 - 120	4	30
1,1,2,2-Tetrachloroethane			0.0200	0.0197		mg/Kg		98	66 - 123	5	30
1,1,2-Trichloro-1,2,2-trifluoroethane			0.0200	0.0214		mg/Kg		107	75 - 141	3	30
1,1,2-Trichloroethane			0.0200	0.0195		mg/Kg		98	80 - 120	7	30
1,1-Dichloroethane			0.0200	0.0212		mg/Kg		106	77 - 129	4	30
1,1-Dichloroethene			0.0200	0.0218		mg/Kg		109	70 - 132	5	30
1,2,3-Trichlorobenzene			0.0200	0.0186		mg/Kg		93	44 - 120	8	30
1,2,4-Trichlorobenzene			0.0200	0.0171		mg/Kg		86	68 - 150	5	30
1,2-Dibromo-3-Chloropropane			0.0200	0.0228		mg/Kg		114	60 - 124	1	30
1,2-Dichlorobenzene			0.0200	0.0184		mg/Kg		92	80 - 120	2	30
1,2-Dichloroethane			0.0200	0.0178		mg/Kg		89	75 - 123	2	30
1,2-Dichloropropane			0.0200	0.0203		mg/Kg		101	73 - 124	6	30
1,3-Dichlorobenzene			0.0200	0.0187		mg/Kg		93	80 - 120	8	30
1,4-Dichlorobenzene			0.0200	0.0181		mg/Kg		90	80 - 120	5	30
2-Butanone (MEK)			0.100	0.0973		mg/Kg		97	75 - 120	7	30
2-Hexanone			0.100	0.118		mg/Kg		118	70 - 128	13	30
4-Methyl-2-pentanone (MIBK)			0.100	0.101		mg/Kg		101	80 - 122	7	30
Acetone			0.100	0.100		mg/Kg		100	63 - 131	7	30
Acrolein			0.300	0.231		mg/Kg		77	10 - 150	3	30
Acrylonitrile			0.200	0.222		mg/Kg		111	66 - 134	6	30
Benzene			0.0200	0.0205		mg/Kg		102	80 - 123	4	30
Bromoform			0.0200	0.0360	*	mg/Kg		180	70 - 125	4	30
Bromomethane			0.0200	0.0185		mg/Kg		93	64 - 150	4	30
Carbon disulfide			0.0200	0.0235		mg/Kg		117	76 - 120	6	30
Carbon tetrachloride			0.0200	0.0276	*	mg/Kg		138	77 - 121	4	30
Chlorobenzene			0.0200	0.0191		mg/Kg		95	80 - 120	1	30
Chlorobromomethane			0.0200	0.0203		mg/Kg		102	76 - 127	7	30
Chlorodibromomethane			0.0200	0.0327	*	mg/Kg		163	80 - 120	5	30
Chloroethane			0.0200	0.0199		mg/Kg		100	68 - 132	1	30
Chloroform			0.0200	0.0195		mg/Kg		97	79 - 126	6	30
Chloromethane			0.0200	0.0175		mg/Kg		88	63 - 130	3	30
cis-1,2-Dichloroethene			0.0200	0.0205		mg/Kg		103	80 - 123	12	30

Method: 8260D - Volatile Organic Compounds by GC/MS (Continued)

Lab Sample ID: LCSD 460-875459/4
Matrix: Solid
Analysis Batch: 875459

Client Sample ID: Lab Control Sample Dup
Prep Type: Total/NA

Analyte			Spike Added	LCSD Result	LCSD Qualifier	Unit	D	%Rec	%Rec Limits	RPD	RPD Limit
cis-1,3-Dichloropropene			0.0200	0.0197		mg/Kg		98	80 - 120	4	30
Cyclohexane			0.0200	0.0200		mg/Kg		100	70 - 132	6	30
Dichlorobromomethane			0.0200	0.0232		mg/Kg		116	73 - 124	9	30
Dichlorodifluoromethane			0.0200	0.0153		mg/Kg		76	62 - 150	15	30
Ethylbenzene			0.0200	0.0188		mg/Kg		94	76 - 120	0	30
Ethylene Dibromide			0.0200	0.0206		mg/Kg		103	79 - 120	6	30
Isopropylbenzene			0.0200	0.0185		mg/Kg		93	80 - 120	3	30
Methyl acetate			0.0400	0.0411		mg/Kg		103	58 - 143	13	30
Methyl tert-butyl ether			0.0200	0.0197		mg/Kg		99	80 - 125	8	30
Methylcyclohexane			0.0200	0.0183		mg/Kg		92	70 - 133	2	30
Methylene Chloride			0.0200	0.0190		mg/Kg		95	76 - 120	3	30
m-Xylene & p-Xylene			0.0200	0.0186		mg/Kg		93	80 - 120	3	30
o-Xylene			0.0200	0.0179		mg/Kg		89	80 - 120	0	30
Styrene			0.0200	0.0181		mg/Kg		90	80 - 120	0	30
TBA			0.200	0.197		mg/Kg		98	80 - 120	1	30
Tetrachloroethene			0.0200	0.0209		mg/Kg		104	78 - 123	4	30
Toluene			0.0200	0.0187		mg/Kg		94	80 - 120	3	30
trans-1,2-Dichloroethene			0.0200	0.0200		mg/Kg		100	78 - 120	1	30
trans-1,3-Dichloropropene			0.0200	0.0193		mg/Kg		97	80 - 120	8	30
Trichloroethene			0.0200	0.0196		mg/Kg		98	79 - 120	5	30
Trichlorofluoromethane			0.0200	0.0166		mg/Kg		83	76 - 142	21	30
Vinyl chloride			0.0200	0.0202		mg/Kg		101	72 - 131	5	30

Surrogate	*LCSD %Recovery*	*LCSD Qualifier*	*Limits*
1,2-Dichloroethane-d4 (Surr)	*96*		*72 - 145*
4-Bromofluorobenzene	*104*		*75 - 139*
Dibromofluoromethane (Surr)	*107*		*73 - 139*
Toluene-d8 (Surr)	*97*		*80 - 120*

Lab Sample ID: MB 460-875575/8
Matrix: Solid
Analysis Batch: 875575

Client Sample ID: Method Blank
Prep Type: Total/NA

Analyte	MB Result	MB Qualifier	RL	MDL	Unit	D	Prepared	Analyzed	Dil Fac
1,1,1-Trichloroethane	0.0010	U	0.0010	0.00023	mg/Kg			11/02/22 10:27	1
1,1,2,2-Tetrachloroethane	0.0010	U	0.0010	0.00021	mg/Kg			11/02/22 10:27	1
1,1,2-Trichloro-1,2,2-trifluoroethane	0.0010	U	0.0010	0.00030	mg/Kg			11/02/22 10:27	1
1,1,2-Trichloroethane	0.0010	U	0.0010	0.00018	mg/Kg			11/02/22 10:27	1
1,1-Dichloroethane	0.0010	U	0.0010	0.00021	mg/Kg			11/02/22 10:27	1
1,1-Dichloroethene	0.0010	U	0.0010	0.00023	mg/Kg			11/02/22 10:27	1
1,2,3-Trichlorobenzene	0.0010	U	0.0010	0.00018	mg/Kg			11/02/22 10:27	1
1,2,4-Trichlorobenzene	0.0010	U	0.0010	0.00036	mg/Kg			11/02/22 10:27	1
1,2-Dibromo-3-Chloropropane	0.0010	U	0.0010	0.00046	mg/Kg			11/02/22 10:27	1
1,2-Dichlorobenzene	0.0010	U	0.0010	0.00036	mg/Kg			11/02/22 10:27	1
1,2-Dichloroethane	0.0010	U	0.0010	0.00030	mg/Kg			11/02/22 10:27	1
1,2-Dichloropropane	0.0010	U	0.0010	0.00042	mg/Kg			11/02/22 10:27	1
1,3-Dichlorobenzene	0.0010	U	0.0010	0.00037	mg/Kg			11/02/22 10:27	1
1,4-Dichlorobenzene	0.0010	U	0.0010	0.00023	mg/Kg			11/02/22 10:27	1

Method: 8260D - Volatile Organic Compounds by GC/MS (Continued)

Lab Sample ID: MB 460-875575/8
Matrix: Solid
Analysis Batch: 875575

Client Sample ID: Method Blank
Prep Type: Total/NA

Analyte	MB Result	MB Qualifier	RL	MDL	Unit	D	Prepared	Analyzed	Dil Fac
2-Butanone (MEK)	0.0050	U	0.0050	0.00037	mg/Kg			11/02/22 10:27	1
2-Hexanone	0.0050	U	0.0050	0.0017	mg/Kg			11/02/22 10:27	1
4-Methyl-2-pentanone (MIBK)	0.0050	U	0.0050	0.0016	mg/Kg			11/02/22 10:27	1
Acetone	0.0060	U	0.0060	0.0057	mg/Kg			11/02/22 10:27	1
Acrolein	0.10	U	0.10	0.028	mg/Kg			11/02/22 10:27	1
Acrylonitrile	0.010	U	0.010	0.0049	mg/Kg			11/02/22 10:27	1
Benzene	0.0010	U	0.0010	0.00026	mg/Kg			11/02/22 10:27	1
Bromoform	0.0010	U	0.0010	0.00043	mg/Kg			11/02/22 10:27	1
Bromomethane	0.0020	U	0.0020	0.0010	mg/Kg			11/02/22 10:27	1
Carbon disulfide	0.0010	U	0.0010	0.00027	mg/Kg			11/02/22 10:27	1
Carbon tetrachloride	0.0010	U	0.0010	0.00039	mg/Kg			11/02/22 10:27	1
Chlorobenzene	0.0010	U	0.0010	0.00018	mg/Kg			11/02/22 10:27	1
Chlorobromomethane	0.0010	U	0.0010	0.00028	mg/Kg			11/02/22 10:27	1
Chlorodibromomethane	0.0010	U	0.0010	0.00019	mg/Kg			11/02/22 10:27	1
Chloroethane	0.0010	U	0.0010	0.00052	mg/Kg			11/02/22 10:27	1
Chloroform	0.0010	U	0.0010	0.00097	mg/Kg			11/02/22 10:27	1
Chloromethane	0.0010	U	0.0010	0.00044	mg/Kg			11/02/22 10:27	1
cis-1,2-Dichloroethene	0.0010	U	0.0010	0.00036	mg/Kg			11/02/22 10:27	1
cis-1,3-Dichloropropene	0.0010	U	0.0010	0.00027	mg/Kg			11/02/22 10:27	1
Cyclohexane	0.0010	U	0.0010	0.00022	mg/Kg			11/02/22 10:27	1
Dichlorobromomethane	0.0010	U	0.0010	0.00026	mg/Kg			11/02/22 10:27	1
Dichlorodifluoromethane	0.0010	U	0.0010	0.00034	mg/Kg			11/02/22 10:27	1
Ethylbenzene	0.0010	U	0.0010	0.00020	mg/Kg			11/02/22 10:27	1
Ethylene Dibromide	0.0010	U	0.0010	0.00018	mg/Kg			11/02/22 10:27	1
Isopropylbenzene	0.0010	U	0.0010	0.00029	mg/Kg			11/02/22 10:27	1
Methyl acetate	0.0050	U	0.0050	0.0043	mg/Kg			11/02/22 10:27	1
Methyl tert-butyl ether	0.0010	U	0.0010	0.00051	mg/Kg			11/02/22 10:27	1
Methylcyclohexane	0.0010	U	0.0010	0.00050	mg/Kg			11/02/22 10:27	1
Methylene Chloride	0.0020	U	0.0020	0.0011	mg/Kg			11/02/22 10:27	1
m-Xylene & p-Xylene	0.0010	U	0.0010	0.00017	mg/Kg			11/02/22 10:27	1
o-Xylene	0.0010	U	0.0010	0.00019	mg/Kg			11/02/22 10:27	1
Styrene	0.0010	U	0.0010	0.00028	mg/Kg			11/02/22 10:27	1
TBA	0.010	U	0.010	0.0078	mg/Kg			11/02/22 10:27	1
Tetrachloroethene	0.0010	U	0.0010	0.00031	mg/Kg			11/02/22 10:27	1
Toluene	0.0010	U	0.0010	0.00023	mg/Kg			11/02/22 10:27	1
trans-1,2-Dichloroethene	0.0010	U	0.0010	0.00025	mg/Kg			11/02/22 10:27	1
trans-1,3-Dichloropropene	0.0010	U	0.0010	0.00027	mg/Kg			11/02/22 10:27	1
Trichloroethene	0.0010	U	0.0010	0.00032	mg/Kg			11/02/22 10:27	1
Trichlorofluoromethane	0.0010	U	0.0010	0.00041	mg/Kg			11/02/22 10:27	1
Vinyl chloride	0.0010	U	0.0010	0.00055	mg/Kg			11/02/22 10:27	1

Tentatively Identified Compound	*MB Est. Result*	*MB Qualifier*	*Unit*	*D*	*RT*	*CAS No.*	*Prepared*	*Analyzed*	*Dil Fac*
Tentatively Identified Compound	*None*		*mg/Kg*					*11/02/22 10:27*	*1*

Surrogate	*MB %Recovery*	*MB Qualifier*	*Limits*	*Prepared*	*Analyzed*	*Dil Fac*
1,2-Dichloroethane-d4 (Surr)	*94*		*72 - 145*		*11/02/22 10:27*	*1*
4-Bromofluorobenzene	*95*		*75 - 139*		*11/02/22 10:27*	*1*
Dibromofluoromethane (Surr)	*105*		*73 - 139*		*11/02/22 10:27*	*1*

Method: 8260D - Volatile Organic Compounds by GC/MS (Continued)

Lab Sample ID: MB 460-875575/8
Matrix: Solid
Analysis Batch: 875575

Client Sample ID: Method Blank
Prep Type: Total/NA

Surrogate	MB %Recovery	MB Qualifier	Limits	Prepared	Analyzed	Dil Fac
Toluene-d8 (Surr)	92		80 - 120		11/02/22 10:27	1

Lab Sample ID: LCS 460-875575/14
Matrix: Solid
Analysis Batch: 875575

Client Sample ID: Lab Control Sample
Prep Type: Total/NA

Analyte	Spike Added	LCS Result	LCS Qualifier	Unit	D	%Rec	%Rec Limits
1,1,1-Trichloroethane	0.0200	0.0215		mg/Kg		108	78 - 120
1,1,2,2-Tetrachloroethane	0.0200	0.0202		mg/Kg		101	66 - 123
1,1,2-Trichloro-1,2,2-trifluoroethane	0.0200	0.0212		mg/Kg		106	75 - 141
1,1,2-Trichloroethane	0.0200	0.0206		mg/Kg		103	80 - 120
1,1-Dichloroethane	0.0200	0.0216		mg/Kg		108	77 - 129
1,1-Dichloroethene	0.0200	0.0221		mg/Kg		111	70 - 132
1,2,3-Trichlorobenzene	0.0200	0.0182		mg/Kg		91	44 - 120
1,2,4-Trichlorobenzene	0.0200	0.0176		mg/Kg		88	68 - 150
1,2-Dibromo-3-Chloropropane	0.0200	0.0225		mg/Kg		113	60 - 124
1,2-Dichlorobenzene	0.0200	0.0200		mg/Kg		100	80 - 120
1,2-Dichloroethane	0.0200	0.0189		mg/Kg		95	75 - 123
1,2-Dichloropropane	0.0200	0.0212		mg/Kg		106	73 - 124
1,3-Dichlorobenzene	0.0200	0.0196		mg/Kg		98	80 - 120
1,4-Dichlorobenzene	0.0200	0.0192		mg/Kg		96	80 - 120
2-Butanone (MEK)	0.100	0.105		mg/Kg		105	75 - 120
2-Hexanone	0.100	0.0879		mg/Kg		88	70 - 128
4-Methyl-2-pentanone (MIBK)	0.100	0.0982		mg/Kg		98	80 - 122
Acetone	0.100	0.110		mg/Kg		110	63 - 131
Acrolein	0.300	0.258		mg/Kg		86	10 - 150
Acrylonitrile	0.200	0.213		mg/Kg		106	66 - 134
Benzene	0.0200	0.0222		mg/Kg		111	80 - 123
Bromoform	0.0200	0.0393	*	mg/Kg		196	70 - 125
Bromomethane	0.0200	0.0225		mg/Kg		113	64 - 150
Carbon disulfide	0.0200	0.0221		mg/Kg		110	76 - 120
Carbon tetrachloride	0.0200	0.0286	*	mg/Kg		143	77 - 121
Chlorobenzene	0.0200	0.0202		mg/Kg		101	80 - 120
Chlorobromomethane	0.0200	0.0220		mg/Kg		110	76 - 127
Chlorodibromomethane	0.0200	0.0346	*	mg/Kg		173	80 - 120
Chloroethane	0.0200	0.0237		mg/Kg		118	68 - 132
Chloroform	0.0200	0.0209		mg/Kg		104	79 - 126
Chloromethane	0.0200	0.0193		mg/Kg		97	63 - 130
cis-1,2-Dichloroethene	0.0200	0.0200		mg/Kg		100	80 - 123
cis-1,3-Dichloropropene	0.0200	0.0218		mg/Kg		109	80 - 120
Cyclohexane	0.0200	0.0211		mg/Kg		106	70 - 132
Dichlorobromomethane	0.0200	0.0245		mg/Kg		123	73 - 124
Dichlorodifluoromethane	0.0200	0.0199		mg/Kg		99	62 - 150
Ethylbenzene	0.0200	0.0207		mg/Kg		103	76 - 120
Ethylene Dibromide	0.0200	0.0204		mg/Kg		102	79 - 120
Isopropylbenzene	0.0200	0.0198		mg/Kg		99	80 - 120
Methyl acetate	0.0400	0.0447		mg/Kg		112	58 - 143
Methyl tert-butyl ether	0.0200	0.0191		mg/Kg		96	80 - 125

Method: 8260D - Volatile Organic Compounds by GC/MS (Continued)

Lab Sample ID: LCS 460-875575/14
Matrix: Solid
Analysis Batch: 875575

Client Sample ID: Lab Control Sample
Prep Type: Total/NA

Analyte	Spike Added	LCS Result	LCS Qualifier	Unit	D	%Rec	%Rec Limits
Methylcyclohexane	0.0200	0.0205		mg/Kg		102	70 - 133
Methylene Chloride	0.0200	0.0205		mg/Kg		102	76 - 120
m-Xylene & p-Xylene	0.0200	0.0193		mg/Kg		96	80 - 120
o-Xylene	0.0200	0.0203		mg/Kg		102	80 - 120
Styrene	0.0200	0.0198		mg/Kg		99	80 - 120
TBA	0.200	0.215		mg/Kg		107	80 - 120
Tetrachloroethene	0.0200	0.0220		mg/Kg		110	78 - 123
Toluene	0.0200	0.0206		mg/Kg		103	80 - 120
trans-1,2-Dichloroethene	0.0200	0.0220		mg/Kg		110	78 - 120
trans-1,3-Dichloropropene	0.0200	0.0206		mg/Kg		103	80 - 120
Trichloroethene	0.0200	0.0200		mg/Kg		100	79 - 120
Trichlorofluoromethane	0.0200	0.0214		mg/Kg		107	76 - 142
Vinyl chloride	0.0200	0.0225		mg/Kg		112	72 - 131

Surrogate	*LCS %Recovery*	*LCS Qualifier*	*Limits*
1,2-Dichloroethane-d4 (Surr)	*97*		*72 - 145*
4-Bromofluorobenzene	*103*		*75 - 139*
Dibromofluoromethane (Surr)	*102*		*73 - 139*
Toluene-d8 (Surr)	*101*		*80 - 120*

Lab Sample ID: LCSD 460-875575/15
Matrix: Solid
Analysis Batch: 875575

Client Sample ID: Lab Control Sample Dup
Prep Type: Total/NA

Analyte	Spike Added	LCSD Result	LCSD Qualifier	Unit	D	%Rec	%Rec Limits	RPD	RPD Limit
1,1,1-Trichloroethane	0.0200	0.0224		mg/Kg		112	78 - 120	4	30
1,1,2,2-Tetrachloroethane	0.0200	0.0203		mg/Kg		101	66 - 123	0	30
1,1,2-Trichloro-1,2,2-trifluoroethane	0.0200	0.0212		mg/Kg		106	75 - 141	0	30
1,1,2-Trichloroethane	0.0200	0.0208		mg/Kg		104	80 - 120	1	30
1,1-Dichloroethane	0.0200	0.0218		mg/Kg		109	77 - 129	1	30
1,1-Dichloroethene	0.0200	0.0228		mg/Kg		114	70 - 132	3	30
1,2,3-Trichlorobenzene	0.0200	0.0187		mg/Kg		94	44 - 120	3	30
1,2,4-Trichlorobenzene	0.0200	0.0165		mg/Kg		83	68 - 150	6	30
1,2-Dibromo-3-Chloropropane	0.0200	0.0226		mg/Kg		113	60 - 124	0	30
1,2-Dichlorobenzene	0.0200	0.0195		mg/Kg		98	80 - 120	2	30
1,2-Dichloroethane	0.0200	0.0191		mg/Kg		96	75 - 123	1	30
1,2-Dichloropropane	0.0200	0.0213		mg/Kg		106	73 - 124	0	30
1,3-Dichlorobenzene	0.0200	0.0190		mg/Kg		95	80 - 120	3	30
1,4-Dichlorobenzene	0.0200	0.0188		mg/Kg		94	80 - 120	2	30
2-Butanone (MEK)	0.100	0.0917		mg/Kg		92	75 - 120	14	30
2-Hexanone	0.100	0.116		mg/Kg		116	70 - 128	28	30
4-Methyl-2-pentanone (MIBK)	0.100	0.104		mg/Kg		104	80 - 122	6	30
Acetone	0.100	0.105		mg/Kg		105	63 - 131	5	30
Acrolein	0.300	0.243		mg/Kg		81	10 - 150	6	30
Acrylonitrile	0.200	0.230		mg/Kg		115	66 - 134	8	30
Benzene	0.0200	0.0227		mg/Kg		113	80 - 123	2	30
Bromoform	0.0200	0.0385	*	mg/Kg		192	70 - 125	2	30
Bromomethane	0.0200	0.0219		mg/Kg		110	64 - 150	3	30

Method: 8260D - Volatile Organic Compounds by GC/MS (Continued)

Lab Sample ID: LCSD 460-875575/15
Matrix: Solid
Analysis Batch: 875575

Client Sample ID: Lab Control Sample Dup
Prep Type: Total/NA

Analyte			Spike Added	LCSD Result	LCSD Qualifier	Unit	D	%Rec	%Rec Limits	RPD	RPD Limit
Carbon disulfide			0.0200	0.0245	*	mg/Kg		123	76 - 120	11	30
Carbon tetrachloride			0.0200	0.0288	*	mg/Kg		144	77 - 121	1	30
Chlorobenzene			0.0200	0.0212		mg/Kg		106	80 - 120	5	30
Chlorobromomethane			0.0200	0.0220		mg/Kg		110	76 - 127	0	30
Chlorodibromomethane			0.0200	0.0345	*	mg/Kg		173	80 - 120	0	30
Chloroethane			0.0200	0.0242		mg/Kg		121	68 - 132	2	30
Chloroform			0.0200	0.0210		mg/Kg		105	79 - 126	0	30
Chloromethane			0.0200	0.0186		mg/Kg		93	63 - 130	4	30
cis-1,2-Dichloroethene			0.0200	0.0216		mg/Kg		108	80 - 123	8	30
cis-1,3-Dichloropropene			0.0200	0.0219		mg/Kg		109	80 - 120	0	30
Cyclohexane			0.0200	0.0205		mg/Kg		102	70 - 132	3	30
Dichlorobromomethane			0.0200	0.0249		mg/Kg		124	73 - 124	1	30
Dichlorodifluoromethane			0.0200	0.0189		mg/Kg		94	62 - 150	5	30
Ethylbenzene			0.0200	0.0198		mg/Kg		99	76 - 120	4	30
Ethylene Dibromide			0.0200	0.0214		mg/Kg		107	79 - 120	5	30
Isopropylbenzene			0.0200	0.0193		mg/Kg		96	80 - 120	3	30
Methyl acetate			0.0400	0.0400		mg/Kg		100	58 - 143	11	30
Methyl tert-butyl ether			0.0200	0.0204		mg/Kg		102	80 - 125	7	30
Methylcyclohexane			0.0200	0.0203		mg/Kg		101	70 - 133	1	30
Methylene Chloride			0.0200	0.0199		mg/Kg		100	76 - 120	3	30
m-Xylene & p-Xylene			0.0200	0.0188		mg/Kg		94	80 - 120	2	30
o-Xylene			0.0200	0.0193		mg/Kg		96	80 - 120	5	30
Styrene			0.0200	0.0195		mg/Kg		97	80 - 120	2	30
TBA			0.200	0.202		mg/Kg		101	80 - 120	6	30
Tetrachloroethene			0.0200	0.0211		mg/Kg		106	78 - 123	4	30
Toluene			0.0200	0.0209		mg/Kg		105	80 - 120	2	30
trans-1,2-Dichloroethene			0.0200	0.0228		mg/Kg		114	78 - 120	4	30
trans-1,3-Dichloropropene			0.0200	0.0211		mg/Kg		105	80 - 120	2	30
Trichloroethene			0.0200	0.0198		mg/Kg		99	79 - 120	1	30
Trichlorofluoromethane			0.0200	0.0214		mg/Kg		107	76 - 142	0	30
Vinyl chloride			0.0200	0.0217		mg/Kg		109	72 - 131	3	30

Surrogate	*LCSD %Recovery*	*LCSD Qualifier*	*Limits*
1,2-Dichloroethane-d4 (Surr)	*97*		*72 - 145*
4-Bromofluorobenzene	*103*		*75 - 139*
Dibromofluoromethane (Surr)	*105*		*73 - 139*
Toluene-d8 (Surr)	*101*		*80 - 120*

Lab Sample ID: MB 460-875576/9
Matrix: Solid
Analysis Batch: 875576

Client Sample ID: Method Blank
Prep Type: Total/NA

Analyte	MB Result	MB Qualifier	RL	MDL	Unit	D	Prepared	Analyzed	Dil Fac
1,1,1-Trichloroethane	0.050	U	0.050	0.014	mg/Kg			11/02/22 13:42	50
1,1,2,2-Tetrachloroethane	0.050	U	0.050	0.0099	mg/Kg			11/02/22 13:42	50
1,1,2-Trichloro-1,2,2-trifluoroethane	0.050	U	0.050	0.017	mg/Kg			11/02/22 13:42	50
1,1,2-Trichloroethane	0.050	U	0.050	0.010	mg/Kg			11/02/22 13:42	50
1,1-Dichloroethane	0.050	U	0.050	0.012	mg/Kg			11/02/22 13:42	50

Method: 8260D - Volatile Organic Compounds by GC/MS (Continued)

Lab Sample ID: MB 460-875576/9
Matrix: Solid
Analysis Batch: 875576

Client Sample ID: Method Blank
Prep Type: Total/NA

Analyte	MB Result	MB Qualifier	RL	MDL	Unit	D	Prepared	Analyzed	Dil Fac
1,1-Dichloroethene	0.050	U	0.050	0.013	mg/Kg			11/02/22 13:42	50
1,2,3-Trichlorobenzene	0.050	U	0.050	0.018	mg/Kg			11/02/22 13:42	50
1,2,4-Trichlorobenzene	0.050	U	0.050	0.014	mg/Kg			11/02/22 13:42	50
1,2-Dibromo-3-Chloropropane	0.050	U	0.050	0.011	mg/Kg			11/02/22 13:42	50
1,2-Dichlorobenzene	0.050	U	0.050	0.011	mg/Kg			11/02/22 13:42	50
1,2-Dichloroethane	0.050	U	0.050	0.013	mg/Kg			11/02/22 13:42	50
1,2-Dichloropropane	0.050	U	0.050	0.0090	mg/Kg			11/02/22 13:42	50
1,3-Dichlorobenzene	0.050	U	0.050	0.017	mg/Kg			11/02/22 13:42	50
1,4-Dichlorobenzene	0.050	U	0.050	0.017	mg/Kg			11/02/22 13:42	50
2-Butanone (MEK)	0.25	U	0.25	0.11	mg/Kg			11/02/22 13:42	50
2-Hexanone	0.25	U	0.25	0.057	mg/Kg			11/02/22 13:42	50
4-Methyl-2-pentanone (MIBK)	0.25	U	0.25	0.065	mg/Kg			11/02/22 13:42	50
Acetone	0.25	U	0.25	0.22	mg/Kg			11/02/22 13:42	50
Acrolein	0.25	U	0.25	0.12	mg/Kg			11/02/22 13:42	50
Acrylonitrile	0.50	U	0.50	0.091	mg/Kg			11/02/22 13:42	50
Benzene	0.050	U	0.050	0.010	mg/Kg			11/02/22 13:42	50
Bromoform	0.050	U	0.050	0.0090	mg/Kg			11/02/22 13:42	50
Bromomethane	0.050	U	0.050	0.028	mg/Kg			11/02/22 13:42	50
Carbon disulfide	0.050	U	0.050	0.034	mg/Kg			11/02/22 13:42	50
Carbon tetrachloride	0.050	U	0.050	0.017	mg/Kg			11/02/22 13:42	50
Chlorobenzene	0.050	U	0.050	0.012	mg/Kg			11/02/22 13:42	50
Chlorobromomethane	0.050	U	0.050	0.015	mg/Kg			11/02/22 13:42	50
Chlorodibromomethane	0.050	U	0.050	0.011	mg/Kg			11/02/22 13:42	50
Chloroethane	0.050	U	0.050	0.019	mg/Kg			11/02/22 13:42	50
Chloroform	0.050	U	0.050	0.011	mg/Kg			11/02/22 13:42	50
Chloromethane	0.050	U	0.050	0.020	mg/Kg			11/02/22 13:42	50
cis-1,2-Dichloroethene	0.050	U	0.050	0.013	mg/Kg			11/02/22 13:42	50
cis-1,3-Dichloropropene	0.050	U	0.050	0.011	mg/Kg			11/02/22 13:42	50
Cyclohexane	0.050	U	0.050	0.013	mg/Kg			11/02/22 13:42	50
Dichlorobromomethane	0.050	U	0.050	0.0075	mg/Kg			11/02/22 13:42	50
Dichlorodifluoromethane	0.050	U	0.050	0.016	mg/Kg			11/02/22 13:42	50
Ethylbenzene	0.050	U	0.050	0.015	mg/Kg			11/02/22 13:42	50
Ethylene Dibromide	0.050	U	0.050	0.0095	mg/Kg			11/02/22 13:42	50
Isopropylbenzene	0.050	U	0.050	0.016	mg/Kg			11/02/22 13:42	50
Methyl acetate	0.25	U	0.25	0.039	mg/Kg			11/02/22 13:42	50
Methyl tert-butyl ether	0.050	U	0.050	0.011	mg/Kg			11/02/22 13:42	50
Methylcyclohexane	0.050	U	0.050	0.036	mg/Kg			11/02/22 13:42	50
Methylene Chloride	0.050	U	0.050	0.011	mg/Kg			11/02/22 13:42	50
m-Xylene & p-Xylene	0.050	U	0.050	0.014	mg/Kg			11/02/22 13:42	50
o-Xylene	0.050	U	0.050	0.016	mg/Kg			11/02/22 13:42	50
Styrene	0.050	U	0.050	0.0085	mg/Kg			11/02/22 13:42	50
TBA	0.50	U	0.50	0.41	mg/Kg			11/02/22 13:42	50
Tetrachloroethene	0.050	U	0.050	0.018	mg/Kg			11/02/22 13:42	50
Toluene	0.050	U	0.050	0.013	mg/Kg			11/02/22 13:42	50
trans-1,2-Dichloroethene	0.050	U	0.050	0.0090	mg/Kg			11/02/22 13:42	50
trans-1,3-Dichloropropene	0.050	U	0.050	0.011	mg/Kg			11/02/22 13:42	50
Trichloroethene	0.050	U	0.050	0.011	mg/Kg			11/02/22 13:42	50
Trichlorofluoromethane	0.050	U	0.050	0.016	mg/Kg			11/02/22 13:42	50
Vinyl chloride	0.050	U	0.050	0.010	mg/Kg			11/02/22 13:42	50

Method: 8260D - Volatile Organic Compounds by GC/MS (Continued)

Tentatively Identified Compound	MB Est. Result	MB Qualifier	Unit	D	RT	CAS No.	Prepared	Analyzed	Dil Fac
Tentatively Identified Compound	None		mg/Kg					11/02/22 13:42	50

Surrogate	MB %Recovery	MB Qualifier	Limits	Prepared	Analyzed	Dil Fac
1,2-Dichloroethane-d4 (Surr)	107		68 - 150		11/02/22 13:42	50
4-Bromofluorobenzene	91		70 - 150		11/02/22 13:42	50
Dibromofluoromethane (Surr)	102		68 - 150		11/02/22 13:42	50
Toluene-d8 (Surr)	97		80 - 147		11/02/22 13:42	50

Lab Sample ID: LCS 460-875576/3
Matrix: Solid
Analysis Batch: 875576

Client Sample ID: Lab Control Sample
Prep Type: Total/NA

Analyte	Spike Added	LCS Result	LCS Qualifier	Unit	D	%Rec	%Rec Limits
1,1,1-Trichloroethane	1.00	1.04		mg/Kg		104	80 - 121
1,1,2,2-Tetrachloroethane	1.00	1.13		mg/Kg		113	74 - 138
1,1,2-Trichloro-1,2,2-trifluoroethane	1.00	0.972		mg/Kg		97	75 - 137
1,1,2-Trichloroethane	1.00	1.15		mg/Kg		115	79 - 120
1,1-Dichloroethane	1.00	1.08		mg/Kg		108	79 - 124
1,1-Dichloroethene	1.00	1.02		mg/Kg		102	72 - 128
1,2,3-Trichlorobenzene	1.00	1.18		mg/Kg		118	70 - 150
1,2,4-Trichlorobenzene	1.00	1.12		mg/Kg		112	70 - 150
1,2-Dibromo-3-Chloropropane	1.00	1.16		mg/Kg		116	73 - 124
1,2-Dichlorobenzene	1.00	1.11		mg/Kg		111	80 - 120
1,2-Dichloroethane	1.00	1.03		mg/Kg		103	75 - 124
1,2-Dichloropropane	1.00	1.16		mg/Kg		116	78 - 125
1,3-Dichlorobenzene	1.00	1.11		mg/Kg		111	80 - 120
1,4-Dichlorobenzene	1.00	1.07		mg/Kg		107	80 - 120
2-Butanone (MEK)	5.00	5.79		mg/Kg		116	73 - 131
2-Hexanone	5.00	6.62	*	mg/Kg		132	80 - 129
4-Methyl-2-pentanone (MIBK)	5.00	6.73	*	mg/Kg		135	80 - 120
Acetone	5.00	5.19		mg/Kg		104	62 - 127
Acrolein	2.00	1.50		mg/Kg		75	24 - 150
Acrylonitrile	10.0	10.2		mg/Kg		102	70 - 130
Benzene	1.00	1.11		mg/Kg		111	80 - 120
Bromoform	1.00	1.16		mg/Kg		116	70 - 121
Bromomethane	1.00	0.957		mg/Kg		96	63 - 150
Carbon disulfide	1.00	1.12		mg/Kg		112	77 - 120
Carbon tetrachloride	1.00	1.06		mg/Kg		106	77 - 123
Chlorobenzene	1.00	1.08		mg/Kg		108	80 - 120
Chlorobromomethane	1.00	1.15		mg/Kg		115	80 - 121
Chlorodibromomethane	1.00	1.10		mg/Kg		110	80 - 120
Chloroethane	1.00	1.10		mg/Kg		110	68 - 133
Chloroform	1.00	1.04		mg/Kg		104	80 - 120
Chloromethane	1.00	1.07		mg/Kg		107	63 - 130
cis-1,2-Dichloroethene	1.00	1.04		mg/Kg		104	80 - 120
cis-1,3-Dichloropropene	1.00	1.10		mg/Kg		110	80 - 120
Cyclohexane	1.00	1.03		mg/Kg		103	76 - 125
Dichlorobromomethane	1.00	1.09		mg/Kg		109	77 - 120
Dichlorodifluoromethane	1.00	0.872		mg/Kg		87	62 - 150
Ethylbenzene	1.00	1.12		mg/Kg		112	76 - 121

Method: 8260D - Volatile Organic Compounds by GC/MS (Continued)

Lab Sample ID: LCS 460-875576/3
Matrix: Solid
Analysis Batch: 875576

Client Sample ID: Lab Control Sample
Prep Type: Total/NA

Analyte	Spike Added	LCS Result	LCS Qualifier	Unit	D	%Rec	%Rec Limits
Ethylene Dibromide	1.00	1.11		mg/Kg		111	80 - 120
Isopropylbenzene	1.00	1.11		mg/Kg		111	78 - 125
Methyl acetate	2.00	2.10		mg/Kg		105	61 - 137
Methyl tert-butyl ether	1.00	1.13		mg/Kg		113	77 - 125
Methylcyclohexane	1.00	1.05		mg/Kg		105	67 - 136
Methylene Chloride	1.00	1.12		mg/Kg		112	74 - 120
m-Xylene & p-Xylene	1.00	1.15		mg/Kg		115	72 - 120
o-Xylene	1.00	1.09		mg/Kg		109	78 - 123
Styrene	1.00	1.16		mg/Kg		116	74 - 124
TBA	10.0	10.6		mg/Kg		106	80 - 120
Tetrachloroethene	1.00	1.08		mg/Kg		108	77 - 120
Toluene	1.00	1.13		mg/Kg		113	80 - 120
trans-1,2-Dichloroethene	1.00	0.979		mg/Kg		98	77 - 120
trans-1,3-Dichloropropene	1.00	1.27	*	mg/Kg		127	80 - 120
Trichloroethene	1.00	1.12		mg/Kg		112	77 - 120
Trichlorofluoromethane	1.00	0.908		mg/Kg		91	76 - 145
Vinyl chloride	1.00	1.03		mg/Kg		103	72 - 131

Surrogate	*LCS %Recovery*	*LCS Qualifier*	*Limits*
1,2-Dichloroethane-d4 (Surr)	*101*		*68 - 150*
4-Bromofluorobenzene	*99*		*70 - 150*
Dibromofluoromethane (Surr)	*98*		*68 - 150*
Toluene-d8 (Surr)	*101*		*80 - 147*

Lab Sample ID: LCSD 460-875576/4
Matrix: Solid
Analysis Batch: 875576

Client Sample ID: Lab Control Sample Dup
Prep Type: Total/NA

Analyte	Spike Added	LCSD Result	LCSD Qualifier	Unit	D	%Rec	%Rec Limits	RPD	RPD Limit
1,1,1-Trichloroethane	1.00	0.950		mg/Kg		95	80 - 121	9	30
1,1,2,2-Tetrachloroethane	1.00	1.03		mg/Kg		103	74 - 138	9	30
1,1,2-Trichloro-1,2,2-trifluoroethane	1.00	0.942		mg/Kg		94	75 - 137	3	30
1,1,2-Trichloroethane	1.00	1.06		mg/Kg		106	79 - 120	8	30
1,1-Dichloroethane	1.00	1.02		mg/Kg		102	79 - 124	5	30
1,1-Dichloroethene	1.00	0.970		mg/Kg		97	72 - 128	5	30
1,2,3-Trichlorobenzene	1.00	1.12		mg/Kg		112	70 - 150	5	30
1,2,4-Trichlorobenzene	1.00	1.07		mg/Kg		107	70 - 150	4	30
1,2-Dibromo-3-Chloropropane	1.00	1.07		mg/Kg		107	73 - 124	9	30
1,2-Dichlorobenzene	1.00	1.02		mg/Kg		102	80 - 120	9	30
1,2-Dichloroethane	1.00	1.00		mg/Kg		100	75 - 124	3	30
1,2-Dichloropropane	1.00	1.08		mg/Kg		108	78 - 125	8	30
1,3-Dichlorobenzene	1.00	1.02		mg/Kg		102	80 - 120	9	30
1,4-Dichlorobenzene	1.00	0.985		mg/Kg		99	80 - 120	8	30
2-Butanone (MEK)	5.00	4.97		mg/Kg		99	73 - 131	15	30
2-Hexanone	5.00	5.66		mg/Kg		113	80 - 129	16	30
4-Methyl-2-pentanone (MIBK)	5.00	5.80		mg/Kg		116	80 - 120	15	30
Acetone	5.00	4.36		mg/Kg		87	62 - 127	17	30
Acrolein	2.00	1.22		mg/Kg		61	24 - 150	21	30

Method: 8260D - Volatile Organic Compounds by GC/MS (Continued)

Lab Sample ID: LCSD 460-875576/4
Matrix: Solid
Analysis Batch: 875576

Client Sample ID: Lab Control Sample Dup
Prep Type: Total/NA

Analyte			Spike Added	LCSD Result	LCSD Qualifier	Unit	D	%Rec	%Rec Limits	RPD	RPD Limit
Acrylonitrile			10.0	9.70		mg/Kg		97	70 - 130	5	30
Benzene			1.00	1.02		mg/Kg		102	80 - 120	9	30
Bromoform			1.00	1.02		mg/Kg		102	70 - 121	12	30
Bromomethane			1.00	0.882		mg/Kg		88	63 - 150	8	30
Carbon disulfide			1.00	1.02		mg/Kg		102	77 - 120	9	30
Carbon tetrachloride			1.00	0.992		mg/Kg		99	77 - 123	6	30
Chlorobenzene			1.00	1.00		mg/Kg		100	80 - 120	8	30
Chlorobromomethane			1.00	1.03		mg/Kg		103	80 - 121	11	30
Chlorodibromomethane			1.00	1.03		mg/Kg		103	80 - 120	6	30
Chloroethane			1.00	0.974		mg/Kg		97	68 - 133	12	30
Chloroform			1.00	0.998		mg/Kg		100	80 - 120	4	30
Chloromethane			1.00	0.991		mg/Kg		99	63 - 130	8	30
cis-1,2-Dichloroethene			1.00	0.989		mg/Kg		99	80 - 120	5	30
cis-1,3-Dichloropropene			1.00	1.07		mg/Kg		107	80 - 120	3	30
Cyclohexane			1.00	0.934		mg/Kg		93	76 - 125	10	30
Dichlorobromomethane			1.00	1.02		mg/Kg		102	77 - 120	7	30
Dichlorodifluoromethane			1.00	0.796		mg/Kg		80	62 - 150	9	30
Ethylbenzene			1.00	1.01		mg/Kg		101	76 - 121	10	30
Ethylene Dibromide			1.00	1.04		mg/Kg		104	80 - 120	6	30
Isopropylbenzene			1.00	0.996		mg/Kg		100	78 - 125	11	30
Methyl acetate			2.00	1.92		mg/Kg		96	61 - 137	9	30
Methyl tert-butyl ether			1.00	1.05		mg/Kg		105	77 - 125	7	30
Methylcyclohexane			1.00	0.987		mg/Kg		99	67 - 136	6	30
Methylene Chloride			1.00	1.03		mg/Kg		103	74 - 120	9	30
m-Xylene & p-Xylene			1.00	1.03		mg/Kg		103	72 - 120	11	30
o-Xylene			1.00	1.00		mg/Kg		100	78 - 123	9	30
Styrene			1.00	1.05		mg/Kg		105	74 - 124	10	30
TBA			10.0	9.02		mg/Kg		90	80 - 120	16	30
Tetrachloroethene			1.00	0.985		mg/Kg		99	77 - 120	9	30
Toluene			1.00	1.02		mg/Kg		102	80 - 120	10	30
trans-1,2-Dichloroethene			1.00	0.934		mg/Kg		93	77 - 120	5	30
trans-1,3-Dichloropropene			1.00	1.13		mg/Kg		113	80 - 120	12	30
Trichloroethene			1.00	1.02		mg/Kg		102	77 - 120	9	30
Trichlorofluoromethane			1.00	0.849		mg/Kg		85	76 - 145	7	30
Vinyl chloride			1.00	0.944		mg/Kg		94	72 - 131	9	30

Surrogate	*LCSD %Recovery*	*LCSD Qualifier*	*Limits*
1,2-Dichloroethane-d4 (Surr)	*102*		*68 - 150*
4-Bromofluorobenzene	*100*		*70 - 150*
Dibromofluoromethane (Surr)	*101*		*68 - 150*
Toluene-d8 (Surr)	*100*		*80 - 147*

Lab Sample ID: MB 460-875735/8
Matrix: Solid
Analysis Batch: 875735

Client Sample ID: Method Blank
Prep Type: Total/NA

Analyte	MB Result	MB Qualifier	RL	MDL	Unit	D	Prepared	Analyzed	Dil Fac
1,1,1-Trichloroethane	0.0010	U	0.0010	0.00023	mg/Kg			11/03/22 09:46	1

Method: 8260D - Volatile Organic Compounds by GC/MS (Continued)

Lab Sample ID: MB 460-875735/8
Matrix: Solid
Analysis Batch: 875735

Client Sample ID: Method Blank
Prep Type: Total/NA

Analyte	MB Result	MB Qualifier	RL	MDL	Unit	D	Prepared	Analyzed	Dil Fac
1,1,2,2-Tetrachloroethane	0.0010	U	0.0010	0.00021	mg/Kg			11/03/22 09:46	1
1,1,2-Trichloro-1,2,2-trifluoroethane	0.0010	U	0.0010	0.00030	mg/Kg			11/03/22 09:46	1
1,1,2-Trichloroethane	0.0010	U	0.0010	0.00018	mg/Kg			11/03/22 09:46	1
1,1-Dichloroethane	0.0010	U	0.0010	0.00021	mg/Kg			11/03/22 09:46	1
1,1-Dichloroethene	0.0010	U	0.0010	0.00023	mg/Kg			11/03/22 09:46	1
1,2,3-Trichlorobenzene	0.0010	U	0.0010	0.00018	mg/Kg			11/03/22 09:46	1
1,2,4-Trichlorobenzene	0.0010	U	0.0010	0.00036	mg/Kg			11/03/22 09:46	1
1,2-Dibromo-3-Chloropropane	0.0010	U	0.0010	0.00046	mg/Kg			11/03/22 09:46	1
1,2-Dichlorobenzene	0.0010	U	0.0010	0.00036	mg/Kg			11/03/22 09:46	1
1,2-Dichloroethane	0.0010	U	0.0010	0.00030	mg/Kg			11/03/22 09:46	1
1,2-Dichloropropane	0.0010	U	0.0010	0.00042	mg/Kg			11/03/22 09:46	1
1,3-Dichlorobenzene	0.0010	U	0.0010	0.00037	mg/Kg			11/03/22 09:46	1
1,4-Dichlorobenzene	0.0010	U	0.0010	0.00023	mg/Kg			11/03/22 09:46	1
2-Butanone (MEK)	0.0050	U	0.0050	0.00037	mg/Kg			11/03/22 09:46	1
2-Hexanone	0.0050	U	0.0050	0.0017	mg/Kg			11/03/22 09:46	1
4-Methyl-2-pentanone (MIBK)	0.0050	U	0.0050	0.0016	mg/Kg			11/03/22 09:46	1
Acetone	0.0060	U	0.0060	0.0057	mg/Kg			11/03/22 09:46	1
Acrolein	0.10	U	0.10	0.028	mg/Kg			11/03/22 09:46	1
Acrylonitrile	0.010	U	0.010	0.0049	mg/Kg			11/03/22 09:46	1
Benzene	0.0010	U	0.0010	0.00026	mg/Kg			11/03/22 09:46	1
Bromoform	0.0010	U	0.0010	0.00043	mg/Kg			11/03/22 09:46	1
Bromomethane	0.0020	U	0.0020	0.0010	mg/Kg			11/03/22 09:46	1
Carbon disulfide	0.0010	U	0.0010	0.00027	mg/Kg			11/03/22 09:46	1
Carbon tetrachloride	0.0010	U	0.0010	0.00039	mg/Kg			11/03/22 09:46	1
Chlorobenzene	0.0010	U	0.0010	0.00018	mg/Kg			11/03/22 09:46	1
Chlorobromomethane	0.0010	U	0.0010	0.00028	mg/Kg			11/03/22 09:46	1
Chlorodibromomethane	0.0010	U	0.0010	0.00019	mg/Kg			11/03/22 09:46	1
Chloroethane	0.0010	U	0.0010	0.00052	mg/Kg			11/03/22 09:46	1
Chloroform	0.0010	U	0.0010	0.00097	mg/Kg			11/03/22 09:46	1
Chloromethane	0.0010	U	0.0010	0.00044	mg/Kg			11/03/22 09:46	1
cis-1,2-Dichloroethene	0.0010	U	0.0010	0.00036	mg/Kg			11/03/22 09:46	1
cis-1,3-Dichloropropene	0.0010	U	0.0010	0.00027	mg/Kg			11/03/22 09:46	1
Cyclohexane	0.0010	U	0.0010	0.00022	mg/Kg			11/03/22 09:46	1
Dichlorobromomethane	0.0010	U	0.0010	0.00026	mg/Kg			11/03/22 09:46	1
Dichlorodifluoromethane	0.0010	U	0.0010	0.00034	mg/Kg			11/03/22 09:46	1
Ethylbenzene	0.0010	U	0.0010	0.00020	mg/Kg			11/03/22 09:46	1
Ethylene Dibromide	0.0010	U	0.0010	0.00018	mg/Kg			11/03/22 09:46	1
Isopropylbenzene	0.0010	U	0.0010	0.00029	mg/Kg			11/03/22 09:46	1
Methyl acetate	0.0050	U	0.0050	0.0043	mg/Kg			11/03/22 09:46	1
Methyl tert-butyl ether	0.0010	U	0.0010	0.00051	mg/Kg			11/03/22 09:46	1
Methylcyclohexane	0.0010	U	0.0010	0.00050	mg/Kg			11/03/22 09:46	1
Methylene Chloride	0.0020	U	0.0020	0.0011	mg/Kg			11/03/22 09:46	1
m-Xylene & p-Xylene	0.0010	U	0.0010	0.00017	mg/Kg			11/03/22 09:46	1
o-Xylene	0.0010	U	0.0010	0.00019	mg/Kg			11/03/22 09:46	1
Styrene	0.0010	U	0.0010	0.00028	mg/Kg			11/03/22 09:46	1
TBA	0.010	U	0.010	0.0078	mg/Kg			11/03/22 09:46	1
Tetrachloroethene	0.0010	U	0.0010	0.00031	mg/Kg			11/03/22 09:46	1
Toluene	0.0010	U	0.0010	0.00023	mg/Kg			11/03/22 09:46	1
trans-1,2-Dichloroethene	0.0010	U	0.0010	0.00025	mg/Kg			11/03/22 09:46	1

Method: 8260D - Volatile Organic Compounds by GC/MS (Continued)

Lab Sample ID: MB 460-875735/8
Matrix: Solid
Analysis Batch: 875735

Client Sample ID: Method Blank
Prep Type: Total/NA

Analyte	MB Result	MB Qualifier	RL	MDL	Unit	D	Prepared	Analyzed	Dil Fac
trans-1,3-Dichloropropene	0.0010	U	0.0010	0.00027	mg/Kg			11/03/22 09:46	1
Trichloroethene	0.0010	U	0.0010	0.00032	mg/Kg			11/03/22 09:46	1
Trichlorofluoromethane	0.0010	U	0.0010	0.00041	mg/Kg			11/03/22 09:46	1
Vinyl chloride	0.0010	U	0.0010	0.00055	mg/Kg			11/03/22 09:46	1

Tentatively Identified Compound	*MB Est. Result*	*MB Qualifier*	*Unit*	*D*	*RT*	*CAS No.*	*Prepared*	*Analyzed*	*Dil Fac*
Tentatively Identified Compound	*None*		*mg/Kg*					*11/03/22 09:46*	*1*

Surrogate	*MB %Recovery*	*MB Qualifier*	*Limits*	*Prepared*	*Analyzed*	*Dil Fac*
1,2-Dichloroethane-d4 (Surr)	*94*		*72 - 145*		*11/03/22 09:46*	*1*
4-Bromofluorobenzene	*97*		*75 - 139*		*11/03/22 09:46*	*1*
Dibromofluoromethane (Surr)	*103*		*73 - 139*		*11/03/22 09:46*	*1*
Toluene-d8 (Surr)	*95*		*80 - 120*		*11/03/22 09:46*	*1*

Lab Sample ID: LCS 460-875735/3
Matrix: Solid
Analysis Batch: 875735

Client Sample ID: Lab Control Sample
Prep Type: Total/NA

Analyte	Spike Added	LCS Result	LCS Qualifier	Unit	D	%Rec	%Rec Limits
1,1,1-Trichloroethane	0.0200	0.0211		mg/Kg		106	78 - 120
1,1,2,2-Tetrachloroethane	0.0200	0.0187		mg/Kg		93	66 - 123
1,1,2-Trichloro-1,2,2-trifluoroethane	0.0200	0.0209		mg/Kg		105	75 - 141
1,1,2-Trichloroethane	0.0200	0.0179		mg/Kg		89	80 - 120
1,1-Dichloroethane	0.0200	0.0200		mg/Kg		100	77 - 129
1,1-Dichloroethene	0.0200	0.0208		mg/Kg		104	70 - 132
1,2,3-Trichlorobenzene	0.0200	0.0188		mg/Kg		94	44 - 120
1,2,4-Trichlorobenzene	0.0200	0.0176		mg/Kg		88	68 - 150
1,2-Dibromo-3-Chloropropane	0.0200	0.0205		mg/Kg		103	60 - 124
1,2-Dichlorobenzene	0.0200	0.0191		mg/Kg		96	80 - 120
1,2-Dichloroethane	0.0200	0.0184		mg/Kg		92	75 - 123
1,2-Dichloropropane	0.0200	0.0200		mg/Kg		100	73 - 124
1,3-Dichlorobenzene	0.0200	0.0189		mg/Kg		95	80 - 120
1,4-Dichlorobenzene	0.0200	0.0186		mg/Kg		93	80 - 120
2-Butanone (MEK)	0.100	0.0948		mg/Kg		95	75 - 120
2-Hexanone	0.100	0.114		mg/Kg		114	70 - 128
4-Methyl-2-pentanone (MIBK)	0.100	0.0963		mg/Kg		96	80 - 122
Acetone	0.100	0.0923		mg/Kg		92	63 - 131
Acrolein	0.300	0.261		mg/Kg		87	10 - 150
Acrylonitrile	0.200	0.206		mg/Kg		103	66 - 134
Benzene	0.0200	0.0200		mg/Kg		100	80 - 123
Bromoform	0.0200	0.0341	*	mg/Kg		171	70 - 125
Bromomethane	0.0200	0.0200		mg/Kg		100	64 - 150
Carbon disulfide	0.0200	0.0222		mg/Kg		111	76 - 120
Carbon tetrachloride	0.0200	0.0283	*	mg/Kg		142	77 - 121
Chlorobenzene	0.0200	0.0194		mg/Kg		97	80 - 120
Chlorobromomethane	0.0200	0.0205		mg/Kg		102	76 - 127
Chlorodibromomethane	0.0200	0.0321	*	mg/Kg		161	80 - 120

Method: 8260D - Volatile Organic Compounds by GC/MS (Continued)

Lab Sample ID: LCS 460-875735/3
Matrix: Solid
Analysis Batch: 875735

Client Sample ID: Lab Control Sample
Prep Type: Total/NA

Analyte	Spike Added	LCS Result	LCS Qualifier	Unit	D	%Rec	%Rec Limits
Chloroethane	0.0200	0.0207		mg/Kg		103	68 - 132
Chloroform	0.0200	0.0192		mg/Kg		96	79 - 126
Chloromethane	0.0200	0.0171		mg/Kg		86	63 - 130
cis-1,2-Dichloroethene	0.0200	0.0196		mg/Kg		98	80 - 123
cis-1,3-Dichloropropene	0.0200	0.0198		mg/Kg		99	80 - 120
Cyclohexane	0.0200	0.0203		mg/Kg		102	70 - 132
Dichlorobromomethane	0.0200	0.0228		mg/Kg		114	73 - 124
Dichlorodifluoromethane	0.0200	0.0191		mg/Kg		96	62 - 150
Ethylbenzene	0.0200	0.0189		mg/Kg		95	76 - 120
Ethylene Dibromide	0.0200	0.0200		mg/Kg		100	79 - 120
Isopropylbenzene	0.0200	0.0186		mg/Kg		93	80 - 120
Methyl acetate	0.0400	0.0368		mg/Kg		92	58 - 143
Methyl tert-butyl ether	0.0200	0.0191		mg/Kg		95	80 - 125
Methylcyclohexane	0.0200	0.0204		mg/Kg		102	70 - 133
Methylene Chloride	0.0200	0.0185		mg/Kg		92	76 - 120
m-Xylene & p-Xylene	0.0200	0.0185		mg/Kg		92	80 - 120
o-Xylene	0.0200	0.0185		mg/Kg		92	80 - 120
Styrene	0.0200	0.0179		mg/Kg		89	80 - 120
TBA	0.200	0.194		mg/Kg		97	80 - 120
Tetrachloroethene	0.0200	0.0203		mg/Kg		102	78 - 123
Toluene	0.0200	0.0187		mg/Kg		93	80 - 120
trans-1,2-Dichloroethene	0.0200	0.0198		mg/Kg		99	78 - 120
trans-1,3-Dichloropropene	0.0200	0.0202		mg/Kg		101	80 - 120
Trichloroethene	0.0200	0.0195		mg/Kg		97	79 - 120
Trichlorofluoromethane	0.0200	0.0210		mg/Kg		105	76 - 142
Vinyl chloride	0.0200	0.0208		mg/Kg		104	72 - 131

Surrogate	*LCS %Recovery*	*LCS Qualifier*	*Limits*
1,2-Dichloroethane-d4 (Surr)	*95*		*72 - 145*
4-Bromofluorobenzene	*103*		*75 - 139*
Dibromofluoromethane (Surr)	*100*		*73 - 139*
Toluene-d8 (Surr)	*97*		*80 - 120*

Lab Sample ID: LCSD 460-875735/4
Matrix: Solid
Analysis Batch: 875735

Client Sample ID: Lab Control Sample Dup
Prep Type: Total/NA

Analyte	Spike Added	LCSD Result	LCSD Qualifier	Unit	D	%Rec	%Rec Limits	RPD	RPD Limit
1,1,1-Trichloroethane	0.0200	0.0222		mg/Kg		111	78 - 120	5	30
1,1,2,2-Tetrachloroethane	0.0200	0.0198		mg/Kg		99	66 - 123	6	30
1,1,2-Trichloro-1,2,2-trifluoroethane	0.0200	0.0215		mg/Kg		108	75 - 141	3	30
1,1,2-Trichloroethane	0.0200	0.0202		mg/Kg		101	80 - 120	12	30
1,1-Dichloroethane	0.0200	0.0211		mg/Kg		105	77 - 129	5	30
1,1-Dichloroethene	0.0200	0.0221		mg/Kg		110	70 - 132	6	30
1,2,3-Trichlorobenzene	0.0200	0.0186		mg/Kg		93	44 - 120	1	30
1,2,4-Trichlorobenzene	0.0200	0.0180		mg/Kg		90	68 - 150	2	30
1,2-Dibromo-3-Chloropropane	0.0200	0.0218		mg/Kg		109	60 - 124	6	30
1,2-Dichlorobenzene	0.0200	0.0195		mg/Kg		97	80 - 120	2	30

Method: 8260D - Volatile Organic Compounds by GC/MS (Continued)

Lab Sample ID: LCSD 460-875735/4
Matrix: Solid
Analysis Batch: 875735

Client Sample ID: Lab Control Sample Dup
Prep Type: Total/NA

Analyte			Spike Added	LCSD Result	LCSD Qualifier	Unit	D	%Rec	%Rec Limits	RPD	RPD Limit
1,2-Dichloroethane			0.0200	0.0189		mg/Kg		95	75 - 123	3	30
1,2-Dichloropropane			0.0200	0.0202		mg/Kg		101	73 - 124	1	30
1,3-Dichlorobenzene			0.0200	0.0192		mg/Kg		96	80 - 120	1	30
1,4-Dichlorobenzene			0.0200	0.0192		mg/Kg		96	80 - 120	3	30
2-Butanone (MEK)			0.100	0.103		mg/Kg		103	75 - 120	8	30
2-Hexanone			0.100	0.116		mg/Kg		116	70 - 128	2	30
4-Methyl-2-pentanone (MIBK)			0.100	0.103		mg/Kg		103	80 - 122	7	30
Acetone			0.100	0.100		mg/Kg		100	63 - 131	8	30
Acrolein			0.300	0.269		mg/Kg		90	10 - 150	3	30
Acrylonitrile			0.200	0.211		mg/Kg		106	66 - 134	3	30
Benzene			0.0200	0.0204		mg/Kg		102	80 - 123	2	30
Bromoform			0.0200	0.0355	*	mg/Kg		178	70 - 125	4	30
Bromomethane			0.0200	0.0206		mg/Kg		103	64 - 150	3	30
Carbon disulfide			0.0200	0.0232		mg/Kg		116	76 - 120	4	30
Carbon tetrachloride			0.0200	0.0286	*	mg/Kg		143	77 - 121	1	30
Chlorobenzene			0.0200	0.0197		mg/Kg		98	80 - 120	1	30
Chlorobromomethane			0.0200	0.0206		mg/Kg		103	76 - 127	1	30
Chlorodibromomethane			0.0200	0.0333	*	mg/Kg		166	80 - 120	4	30
Chloroethane			0.0200	0.0217		mg/Kg		108	68 - 132	5	30
Chloroform			0.0200	0.0200		mg/Kg		100	79 - 126	4	30
Chloromethane			0.0200	0.0179		mg/Kg		90	63 - 130	5	30
cis-1,2-Dichloroethene			0.0200	0.0206		mg/Kg		103	80 - 123	5	30
cis-1,3-Dichloropropene			0.0200	0.0210		mg/Kg		105	80 - 120	6	30
Cyclohexane			0.0200	0.0203		mg/Kg		102	70 - 132	0	30
Dichlorobromomethane			0.0200	0.0236		mg/Kg		118	73 - 124	4	30
Dichlorodifluoromethane			0.0200	0.0200		mg/Kg		100	62 - 150	4	30
Ethylbenzene			0.0200	0.0199		mg/Kg		100	76 - 120	5	30
Ethylene Dibromide			0.0200	0.0199		mg/Kg		99	79 - 120	1	30
Isopropylbenzene			0.0200	0.0191		mg/Kg		96	80 - 120	3	30
Methyl acetate			0.0400	0.0388		mg/Kg		97	58 - 143	5	30
Methyl tert-butyl ether			0.0200	0.0192		mg/Kg		96	80 - 125	1	30
Methylcyclohexane			0.0200	0.0202		mg/Kg		101	70 - 133	1	30
Methylene Chloride			0.0200	0.0198		mg/Kg		99	76 - 120	7	30
m-Xylene & p-Xylene			0.0200	0.0191		mg/Kg		96	80 - 120	4	30
o-Xylene			0.0200	0.0188		mg/Kg		94	80 - 120	2	30
Styrene			0.0200	0.0183		mg/Kg		92	80 - 120	3	30
TBA			0.200	0.207		mg/Kg		103	80 - 120	6	30
Tetrachloroethene			0.0200	0.0211		mg/Kg		105	78 - 123	4	30
Toluene			0.0200	0.0196		mg/Kg		98	80 - 120	5	30
trans-1,2-Dichloroethene			0.0200	0.0207		mg/Kg		103	78 - 120	4	30
trans-1,3-Dichloropropene			0.0200	0.0204		mg/Kg		102	80 - 120	1	30
Trichloroethene			0.0200	0.0191		mg/Kg		95	79 - 120	2	30
Trichlorofluoromethane			0.0200	0.0191		mg/Kg		95	76 - 142	10	30
Vinyl chloride			0.0200	0.0196		mg/Kg		98	72 - 131	6	30

Surrogate	*LCSD %Recovery*	*LCSD Qualifier*	*Limits*
1,2-Dichloroethane-d4 (Surr)	*94*		*72 - 145*
4-Bromofluorobenzene	*99*		*75 - 139*

Method: 8260D - Volatile Organic Compounds by GC/MS (Continued)

Lab Sample ID: LCSD 460-875735/4
Matrix: Solid
Analysis Batch: 875735

Client Sample ID: Lab Control Sample Dup
Prep Type: Total/NA

Surrogate	LCSD %Recovery	LCSD Qualifier	Limits
Dibromofluoromethane (Surr)	*104*		*73 - 139*
Toluene-d8 (Surr)	*96*		*80 - 120*

Method: 8270E - Semivolatile Organic Compounds (GC/MS)

Lab Sample ID: MB 460-875093/1-A
Matrix: Solid
Analysis Batch: 875163

Client Sample ID: Method Blank
Prep Type: Total/NA
Prep Batch: 875093

Analyte	MB Result	MB Qualifier	RL	MDL	Unit	D	Prepared	Analyzed	Dil Fac
1,1'-Biphenyl	0.33	U	0.33	0.012	mg/Kg		10/30/22 17:15	10/31/22 08:49	1
1,2,4,5-Tetrachlorobenzene	0.33	U	0.33	0.010	mg/Kg		10/30/22 17:15	10/31/22 08:49	1
1,2-Diphenylhydrazine	0.33	U	0.33	0.013	mg/Kg		10/30/22 17:15	10/31/22 08:49	1
1,4-Dioxane	0.033	U	0.033	0.029	mg/Kg		10/30/22 17:15	10/31/22 08:49	1
2,2'-oxybis[1-chloropropane]	0.33	U	0.33	0.0060	mg/Kg		10/30/22 17:15	10/31/22 08:49	1
2,3,4,6-Tetrachlorophenol	0.33	U	0.33	0.022	mg/Kg		10/30/22 17:15	10/31/22 08:49	1
2,4,5-Trichlorophenol	0.33	U	0.33	0.034	mg/Kg		10/30/22 17:15	10/31/22 08:49	1
2,4,6-Trichlorophenol	0.13	U	0.13	0.042	mg/Kg		10/30/22 17:15	10/31/22 08:49	1
2,4-Dichlorophenol	0.13	U	0.13	0.021	mg/Kg		10/30/22 17:15	10/31/22 08:49	1
2,4-Dimethylphenol	0.33	U	0.33	0.039	mg/Kg		10/30/22 17:15	10/31/22 08:49	1
2,4-Dinitrophenol	0.27	U	0.27	0.16	mg/Kg		10/30/22 17:15	10/31/22 08:49	1
2,4-Dinitrotoluene	0.067	U	0.067	0.036	mg/Kg		10/30/22 17:15	10/31/22 08:49	1
2,6-Dinitrotoluene	0.067	U	0.067	0.024	mg/Kg		10/30/22 17:15	10/31/22 08:49	1
2-Chloronaphthalene	0.33	U	0.33	0.015	mg/Kg		10/30/22 17:15	10/31/22 08:49	1
2-Chlorophenol	0.33	U	0.33	0.012	mg/Kg		10/30/22 17:15	10/31/22 08:49	1
2-Methylnaphthalene	0.33	U	0.33	0.0093	mg/Kg		10/30/22 17:15	10/31/22 08:49	1
2-Methylphenol	0.33	U	0.33	0.012	mg/Kg		10/30/22 17:15	10/31/22 08:49	1
2-Nitroaniline	0.33	U	0.33	0.025	mg/Kg		10/30/22 17:15	10/31/22 08:49	1
2-Nitrophenol	0.33	U	0.33	0.033	mg/Kg		10/30/22 17:15	10/31/22 08:49	1
3,3'-Dichlorobenzidine	0.13	U	0.13	0.050	mg/Kg		10/30/22 17:15	10/31/22 08:49	1
3-Nitroaniline	0.33	U	0.33	0.079	mg/Kg		10/30/22 17:15	10/31/22 08:49	1
4,6-Dinitro-2-methylphenol	0.27	U	0.27	0.14	mg/Kg		10/30/22 17:15	10/31/22 08:49	1
4-Bromophenyl phenyl ether	0.33	U	0.33	0.013	mg/Kg		10/30/22 17:15	10/31/22 08:49	1
4-Chloro-3-methylphenol	0.33	U	0.33	0.019	mg/Kg		10/30/22 17:15	10/31/22 08:49	1
4-Chloroaniline	0.33	U	0.33	0.059	mg/Kg		10/30/22 17:15	10/31/22 08:49	1
4-Chlorophenyl phenyl ether	0.33	U	0.33	0.012	mg/Kg		10/30/22 17:15	10/31/22 08:49	1
4-Methylphenol	0.33	U	0.33	0.021	mg/Kg		10/30/22 17:15	10/31/22 08:49	1
4-Nitroaniline	0.33	U	0.33	0.038	mg/Kg		10/30/22 17:15	10/31/22 08:49	1
4-Nitrophenol	0.67	U	0.67	0.054	mg/Kg		10/30/22 17:15	10/31/22 08:49	1
Acenaphthene	0.33	U	0.33	0.0094	mg/Kg		10/30/22 17:15	10/31/22 08:49	1
Acenaphthylene	0.33	U	0.33	0.0095	mg/Kg		10/30/22 17:15	10/31/22 08:49	1
Acetophenone	0.33	U	0.33	0.016	mg/Kg		10/30/22 17:15	10/31/22 08:49	1
Anthracene	0.33	U	0.33	0.010	mg/Kg		10/30/22 17:15	10/31/22 08:49	1
Atrazine	0.13	U	0.13	0.019	mg/Kg		10/30/22 17:15	10/31/22 08:49	1
Benzaldehyde	0.33	U	0.33	0.055	mg/Kg		10/30/22 17:15	10/31/22 08:49	1
Benzidine	0.33	U	0.33	0.069	mg/Kg		10/30/22 17:15	10/31/22 08:49	1
Benzo[a]anthracene	0.033	U	0.033	0.012	mg/Kg		10/30/22 17:15	10/31/22 08:49	1
Benzo[a]pyrene	0.033	U	0.033	0.0088	mg/Kg		10/30/22 17:15	10/31/22 08:49	1
Benzo[b]fluoranthene	0.033	U	0.033	0.0086	mg/Kg		10/30/22 17:15	10/31/22 08:49	1

Method: 8270E - Semivolatile Organic Compounds (GC/MS) (Continued)

Lab Sample ID: MB 460-875093/1-A
Matrix: Solid
Analysis Batch: 875163

Client Sample ID: Method Blank
Prep Type: Total/NA
Prep Batch: 875093

Analyte	MB Result	MB Qualifier	RL	MDL	Unit	D	Prepared	Analyzed	Dil Fac
Benzo[g,h,i]perylene	0.33	U	0.33	0.0098	mg/Kg		10/30/22 17:15	10/31/22 08:49	1
Benzo[k]fluoranthene	0.033	U	0.033	0.0065	mg/Kg		10/30/22 17:15	10/31/22 08:49	1
Bis(2-chloroethoxy)methane	0.33	U	0.33	0.026	mg/Kg		10/30/22 17:15	10/31/22 08:49	1
Bis(2-chloroethyl)ether	0.033	U	0.033	0.012	mg/Kg		10/30/22 17:15	10/31/22 08:49	1
Bis(2-ethylhexyl) phthalate	0.33	U	0.33	0.017	mg/Kg		10/30/22 17:15	10/31/22 08:49	1
Butyl benzyl phthalate	0.33	U	0.33	0.016	mg/Kg		10/30/22 17:15	10/31/22 08:49	1
Caprolactam	0.33	U	0.33	0.051	mg/Kg		10/30/22 17:15	10/31/22 08:49	1
Carbazole	0.33	U	0.33	0.013	mg/Kg		10/30/22 17:15	10/31/22 08:49	1
Chrysene	0.33	U	0.33	0.0056	mg/Kg		10/30/22 17:15	10/31/22 08:49	1
Dibenz(a,h)anthracene	0.033	U	0.033	0.014	mg/Kg		10/30/22 17:15	10/31/22 08:49	1
Dibenzofuran	0.33	U	0.33	0.011	mg/Kg		10/30/22 17:15	10/31/22 08:49	1
Diethyl phthalate	0.33	U	0.33	0.011	mg/Kg		10/30/22 17:15	10/31/22 08:49	1
Dimethyl phthalate	0.33	U	0.33	0.075	mg/Kg		10/30/22 17:15	10/31/22 08:49	1
Di-n-butyl phthalate	0.33	U	0.33	0.012	mg/Kg		10/30/22 17:15	10/31/22 08:49	1
Di-n-octyl phthalate	0.33	U	0.33	0.018	mg/Kg		10/30/22 17:15	10/31/22 08:49	1
Fluoranthene	0.33	U	0.33	0.012	mg/Kg		10/30/22 17:15	10/31/22 08:49	1
Fluorene	0.33	U	0.33	0.0097	mg/Kg		10/30/22 17:15	10/31/22 08:49	1
Hexachlorobenzene	0.033	U	0.033	0.016	mg/Kg		10/30/22 17:15	10/31/22 08:49	1
Hexachlorobutadiene	0.067	U	0.067	0.0070	mg/Kg		10/30/22 17:15	10/31/22 08:49	1
Hexachlorocyclopentadiene	0.33	U	0.33	0.029	mg/Kg		10/30/22 17:15	10/31/22 08:49	1
Hexachloroethane	0.033	U	0.033	0.011	mg/Kg		10/30/22 17:15	10/31/22 08:49	1
Indeno[1,2,3-cd]pyrene	0.033	U	0.033	0.013	mg/Kg		10/30/22 17:15	10/31/22 08:49	1
Isophorone	0.13	U	0.13	0.096	mg/Kg		10/30/22 17:15	10/31/22 08:49	1
Naphthalene	0.33	U	0.33	0.0057	mg/Kg		10/30/22 17:15	10/31/22 08:49	1
Nitrobenzene	0.033	U	0.033	0.018	mg/Kg		10/30/22 17:15	10/31/22 08:49	1
N-Nitrosodi-n-propylamine	0.033	U	0.033	0.024	mg/Kg		10/30/22 17:15	10/31/22 08:49	1
N-Nitrosodiphenylamine	0.33	U	0.33	0.027	mg/Kg		10/30/22 17:15	10/31/22 08:49	1
Pentachlorophenol	0.27	U	0.27	0.068	mg/Kg		10/30/22 17:15	10/31/22 08:49	1
Phenanthrene	0.33	U	0.33	0.0058	mg/Kg		10/30/22 17:15	10/31/22 08:49	1
Phenol	0.33	U	0.33	0.012	mg/Kg		10/30/22 17:15	10/31/22 08:49	1
Pyrene	0.33	U	0.33	0.0082	mg/Kg		10/30/22 17:15	10/31/22 08:49	1
Pyridine	0.33	U	0.33	0.047	mg/Kg		10/30/22 17:15	10/31/22 08:49	1

Tentatively Identified Compound	*MB Est. Result*	*MB Qualifier*	*Unit*	*D*	*RT*	*CAS No.*	*Prepared*	*Analyzed*	*Dil Fac*
Tentatively Identified Compound	*None*		*mg/Kg*				*10/30/22 17:15*	*10/31/22 08:49*	*1*

Surrogate	*MB %Recovery*	*MB Qualifier*	*Limits*	*Prepared*	*Analyzed*	*Dil Fac*
2,4,6-Tribromophenol (Surr)	*117*		*10 - 123*	*10/30/22 17:15*	*10/31/22 08:49*	*1*
2-Fluorobiphenyl	*97*		*22 - 122*	*10/30/22 17:15*	*10/31/22 08:49*	*1*
2-Fluorophenol (Surr)	*85*		*18 - 123*	*10/30/22 17:15*	*10/31/22 08:49*	*1*
Nitrobenzene-d5 (Surr)	*87*		*16 - 125*	*10/30/22 17:15*	*10/31/22 08:49*	*1*
Phenol-d5 (Surr)	*89*		*23 - 120*	*10/30/22 17:15*	*10/31/22 08:49*	*1*
Terphenyl-d14 (Surr)	*115*		*25 - 126*	*10/30/22 17:15*	*10/31/22 08:49*	*1*

Method: 8270E - Semivolatile Organic Compounds (GC/MS) (Continued)

Lab Sample ID: LCS 460-875093/2-A
Matrix: Solid
Analysis Batch: 875163

Client Sample ID: Lab Control Sample
Prep Type: Total/NA
Prep Batch: 875093

Analyte	Spike Added	LCS Result	LCS Qualifier	Unit	D	%Rec	%Rec Limits
1,1'-Biphenyl	3.33	2.77		mg/Kg		83	59 - 120
1,2,4,5-Tetrachlorobenzene	3.33	2.74		mg/Kg		82	60 - 120
1,2-Diphenylhydrazine	3.33	2.81		mg/Kg		84	55 - 125
1,4-Dioxane	3.33	2.21		mg/Kg		66	21 - 120
2,2'-oxybis[1-chloropropane]	3.33	2.34		mg/Kg		70	49 - 126
2,3,4,6-Tetrachlorophenol	3.33	3.09		mg/Kg		93	54 - 120
2,4,5-Trichlorophenol	3.33	2.94		mg/Kg		88	59 - 120
2,4,6-Trichlorophenol	3.33	2.99		mg/Kg		90	58 - 120
2,4-Dichlorophenol	3.33	2.87		mg/Kg		86	66 - 120
2,4-Dimethylphenol	3.33	2.52		mg/Kg		75	67 - 120
2,4-Dinitrophenol	6.67	7.40		mg/Kg		111	36 - 129
2,4-Dinitrotoluene	3.33	3.01		mg/Kg		90	65 - 124
2,6-Dinitrotoluene	3.33	3.14		mg/Kg		94	67 - 121
2-Chloronaphthalene	3.33	2.76		mg/Kg		83	60 - 120
2-Chlorophenol	3.33	2.58		mg/Kg		77	63 - 120
2-Methylnaphthalene	3.33	2.45		mg/Kg		74	64 - 120
2-Methylphenol	3.33	2.85		mg/Kg		86	63 - 120
2-Nitroaniline	3.33	2.46		mg/Kg		74	48 - 120
2-Nitrophenol	3.33	3.02		mg/Kg		91	64 - 120
3,3'-Dichlorobenzidine	3.33	2.76		mg/Kg		83	13 - 136
3-Nitroaniline	3.33	2.78		mg/Kg		84	39 - 122
4,6-Dinitro-2-methylphenol	6.67	6.34		mg/Kg		95	50 - 136
4-Bromophenyl phenyl ether	3.33	2.76		mg/Kg		83	67 - 120
4-Chloro-3-methylphenol	3.33	2.80		mg/Kg		84	66 - 120
4-Chloroaniline	3.33	2.36		mg/Kg		71	15 - 128
4-Chlorophenyl phenyl ether	3.33	2.84		mg/Kg		85	62 - 120
4-Methylphenol	3.33	2.62		mg/Kg		79	61 - 120
4-Nitroaniline	3.33	2.36		mg/Kg		71	55 - 120
4-Nitrophenol	6.67	6.38		mg/Kg		96	52 - 123
Acenaphthene	3.33	2.48		mg/Kg		74	49 - 120
Acenaphthylene	3.33	2.69		mg/Kg		81	64 - 120
Acetophenone	3.33	2.45		mg/Kg		74	61 - 120
Anthracene	3.33	2.83		mg/Kg		85	67 - 120
Atrazine	1.33	1.59		mg/Kg		119	29 - 150
Benzaldehyde	1.33	0.922		mg/Kg		69	34 - 150
Benzidine	3.33	1.60		mg/Kg		48	10 - 137
Benzo[a]anthracene	3.33	2.89		mg/Kg		87	62 - 120
Benzo[a]pyrene	3.33	2.82		mg/Kg		85	73 - 123
Benzo[b]fluoranthene	3.33	3.21		mg/Kg		96	70 - 125
Benzo[g,h,i]perylene	3.33	2.82		mg/Kg		85	66 - 120
Benzo[k]fluoranthene	3.33	2.94		mg/Kg		88	67 - 122
Bis(2-chloroethoxy)methane	3.33	2.54		mg/Kg		76	62 - 120
Bis(2-chloroethyl)ether	3.33	2.40		mg/Kg		72	60 - 120
Bis(2-ethylhexyl) phthalate	3.33	2.91		mg/Kg		87	59 - 125
Butyl benzyl phthalate	3.33	3.02		mg/Kg		91	62 - 127
Caprolactam	1.33	1.40		mg/Kg		105	36 - 150
Carbazole	3.33	2.80		mg/Kg		84	64 - 120
Chrysene	3.33	2.67		mg/Kg		80	63 - 120

Method: 8270E - Semivolatile Organic Compounds (GC/MS) (Continued)

Lab Sample ID: LCS 460-875093/2-A
Matrix: Solid
Analysis Batch: 875163

Client Sample ID: Lab Control Sample
Prep Type: Total/NA
Prep Batch: 875093

Analyte	Spike Added	LCS Result	LCS Qualifier	Unit	D	%Rec	%Rec Limits
Dibenz(a,h)anthracene	3.33	2.84		mg/Kg		85	66 - 128
Dibenzofuran	3.33	2.91		mg/Kg		87	61 - 120
Diethyl phthalate	3.33	2.83		mg/Kg		85	63 - 120
Dimethyl phthalate	3.33	2.87		mg/Kg		86	65 - 120
Di-n-butyl phthalate	3.33	2.83		mg/Kg		85	66 - 120
Di-n-octyl phthalate	3.33	3.01		mg/Kg		90	65 - 133
Fluoranthene	3.33	2.80		mg/Kg		84	61 - 120
Fluorene	3.33	2.86		mg/Kg		86	60 - 120
Hexachlorobenzene	3.33	2.82		mg/Kg		85	66 - 120
Hexachlorobutadiene	3.33	2.49		mg/Kg		75	62 - 120
Hexachlorocyclopentadiene	3.33	2.33		mg/Kg		70	38 - 120
Hexachloroethane	3.33	2.48		mg/Kg		74	61 - 120
Indeno[1,2,3-cd]pyrene	3.33	3.81		mg/Kg		114	62 - 130
Isophorone	3.33	2.65		mg/Kg		80	67 - 120
Naphthalene	3.33	2.53		mg/Kg		76	63 - 120
Nitrobenzene	3.33	2.34		mg/Kg		70	63 - 120
N-Nitrosodi-n-propylamine	3.33	2.62		mg/Kg		79	61 - 120
N-Nitrosodiphenylamine	3.33	2.71		mg/Kg		81	63 - 120
Pentachlorophenol	6.67	5.37		mg/Kg		81	37 - 126
Phenanthrene	3.33	2.72		mg/Kg		82	66 - 120
Phenol	3.33	2.69		mg/Kg		81	63 - 120
Pyrene	3.33	2.83		mg/Kg		85	61 - 121
Pyridine	6.67	4.84		mg/Kg		73	37 - 120

Surrogate	*LCS %Recovery*	*LCS Qualifier*	*Limits*
2,4,6-Tribromophenol (Surr)	*115*		*10 - 123*
2-Fluorobiphenyl	*92*		*22 - 122*
2-Fluorophenol (Surr)	*86*		*18 - 123*
Nitrobenzene-d5 (Surr)	*85*		*16 - 125*
Phenol-d5 (Surr)	*88*		*23 - 120*
Terphenyl-d14 (Surr)	*100*		*25 - 126*

Lab Sample ID: LCSD 460-875093/3-A
Matrix: Solid
Analysis Batch: 875163

Client Sample ID: Lab Control Sample Dup
Prep Type: Total/NA
Prep Batch: 875093

Analyte	Spike Added	LCSD Result	LCSD Qualifier	Unit	D	%Rec	%Rec Limits	RPD	RPD Limit
1,1'-Biphenyl	3.33	2.80		mg/Kg		84	59 - 120	1	30
1,2,4,5-Tetrachlorobenzene	3.33	2.68		mg/Kg		80	60 - 120	2	30
1,2-Diphenylhydrazine	3.33	2.78		mg/Kg		83	55 - 125	1	30
1,4-Dioxane	3.33	2.12		mg/Kg		64	21 - 120	4	30
2,2'-oxybis[1-chloropropane]	3.33	2.37		mg/Kg		71	49 - 126	1	30
2,3,4,6-Tetrachlorophenol	3.33	3.17		mg/Kg		95	54 - 120	2	30
2,4,5-Trichlorophenol	3.33	2.89		mg/Kg		87	59 - 120	2	30
2,4,6-Trichlorophenol	3.33	3.00		mg/Kg		90	58 - 120	0	30
2,4-Dichlorophenol	3.33	2.90		mg/Kg		87	66 - 120	1	30
2,4-Dimethylphenol	3.33	2.56		mg/Kg		77	67 - 120	2	30
2,4-Dinitrophenol	6.67	7.39		mg/Kg		111	36 - 129	0	30

Method: 8270E - Semivolatile Organic Compounds (GC/MS) (Continued)

Lab Sample ID: LCSD 460-875093/3-A
Matrix: Solid
Analysis Batch: 875163

Client Sample ID: Lab Control Sample Dup
Prep Type: Total/NA
Prep Batch: 875093

Analyte	Spike Added	LCSD Result	LCSD Qualifier	Unit	D	%Rec	%Rec Limits	RPD	RPD Limit
2,4-Dinitrotoluene	3.33	2.93		mg/Kg		88	65 - 124	3	30
2,6-Dinitrotoluene	3.33	3.06		mg/Kg		92	67 - 121	3	30
2-Chloronaphthalene	3.33	2.78		mg/Kg		84	60 - 120	1	30
2-Chlorophenol	3.33	2.53		mg/Kg		76	63 - 120	2	30
2-Methylnaphthalene	3.33	2.43		mg/Kg		73	64 - 120	1	30
2-Methylphenol	3.33	2.88		mg/Kg		86	63 - 120	1	30
2-Nitroaniline	3.33	2.47		mg/Kg		74	48 - 120	0	30
2-Nitrophenol	3.33	2.95		mg/Kg		88	64 - 120	2	30
3,3'-Dichlorobenzidine	3.33	2.77		mg/Kg		83	13 - 136	0	30
3-Nitroaniline	3.33	2.80		mg/Kg		84	39 - 122	1	30
4,6-Dinitro-2-methylphenol	6.67	6.35		mg/Kg		95	50 - 136	0	30
4-Bromophenyl phenyl ether	3.33	2.81		mg/Kg		84	67 - 120	2	30
4-Chloro-3-methylphenol	3.33	2.84		mg/Kg		85	66 - 120	1	30
4-Chloroaniline	3.33	2.41		mg/Kg		72	15 - 128	2	30
4-Chlorophenyl phenyl ether	3.33	2.84		mg/Kg		85	62 - 120	0	30
4-Methylphenol	3.33	2.58		mg/Kg		78	61 - 120	2	30
4-Nitroaniline	3.33	2.69		mg/Kg		81	55 - 120	13	30
4-Nitrophenol	6.67	6.40		mg/Kg		96	52 - 123	0	30
Acenaphthene	3.33	2.46		mg/Kg		74	49 - 120	1	30
Acenaphthylene	3.33	2.72		mg/Kg		82	64 - 120	1	30
Acetophenone	3.33	2.44		mg/Kg		73	61 - 120	0	30
Anthracene	3.33	2.80		mg/Kg		84	67 - 120	1	30
Atrazine	1.33	1.57		mg/Kg		118	29 - 150	1	30
Benzaldehyde	1.33	0.922		mg/Kg		69	34 - 150	0	30
Benzidine	3.33	1.65		mg/Kg		50	10 - 137	3	30
Benzo[a]anthracene	3.33	2.87		mg/Kg		86	62 - 120	1	30
Benzo[a]pyrene	3.33	2.82		mg/Kg		85	73 - 123	0	30
Benzo[b]fluoranthene	3.33	3.15		mg/Kg		94	70 - 125	2	30
Benzo[g,h,i]perylene	3.33	2.85		mg/Kg		86	66 - 120	1	30
Benzo[k]fluoranthene	3.33	2.99		mg/Kg		90	67 - 122	2	30
Bis(2-chloroethoxy)methane	3.33	2.54		mg/Kg		76	62 - 120	0	30
Bis(2-chloroethyl)ether	3.33	2.41		mg/Kg		72	60 - 120	0	30
Bis(2-ethylhexyl) phthalate	3.33	2.90		mg/Kg		87	59 - 125	0	30
Butyl benzyl phthalate	3.33	2.99		mg/Kg		90	62 - 127	1	30
Caprolactam	1.33	1.46		mg/Kg		109	36 - 150	4	30
Carbazole	3.33	2.79		mg/Kg		84	64 - 120	0	30
Chrysene	3.33	2.66		mg/Kg		80	63 - 120	0	30
Dibenz(a,h)anthracene	3.33	2.92		mg/Kg		88	66 - 128	3	30
Dibenzofuran	3.33	2.86		mg/Kg		86	61 - 120	2	30
Diethyl phthalate	3.33	2.87		mg/Kg		86	63 - 120	1	30
Dimethyl phthalate	3.33	2.81		mg/Kg		84	65 - 120	2	30
Di-n-butyl phthalate	3.33	2.84		mg/Kg		85	66 - 120	0	30
Di-n-octyl phthalate	3.33	3.08		mg/Kg		92	65 - 133	2	30
Fluoranthene	3.33	2.77		mg/Kg		83	61 - 120	1	30
Fluorene	3.33	2.86		mg/Kg		86	60 - 120	0	30
Hexachlorobenzene	3.33	2.82		mg/Kg		85	66 - 120	0	30
Hexachlorobutadiene	3.33	2.48		mg/Kg		74	62 - 120	1	30
Hexachlorocyclopentadiene	3.33	2.31		mg/Kg		69	38 - 120	1	30
Hexachloroethane	3.33	2.51		mg/Kg		75	61 - 120	1	30

Method: 8270E - Semivolatile Organic Compounds (GC/MS) (Continued)

Lab Sample ID: LCSD 460-875093/3-A
Matrix: Solid
Analysis Batch: 875163

Client Sample ID: Lab Control Sample Dup
Prep Type: Total/NA
Prep Batch: 875093

Analyte			Spike Added	LCSD Result	LCSD Qualifier	Unit	D	%Rec	%Rec Limits	RPD	RPD Limit
Indeno[1,2,3-cd]pyrene			3.33	3.92		mg/Kg		118	62 - 130	3	30
Isophorone			3.33	2.64		mg/Kg		79	67 - 120	0	30
Naphthalene			3.33	2.50		mg/Kg		75	63 - 120	1	30
Nitrobenzene			3.33	2.35		mg/Kg		70	63 - 120	0	30
N-Nitrosodi-n-propylamine			3.33	2.63		mg/Kg		79	61 - 120	0	30
N-Nitrosodiphenylamine			3.33	2.73		mg/Kg		82	63 - 120	1	30
Pentachlorophenol			6.67	5.52		mg/Kg		83	37 - 126	3	30
Phenanthrene			3.33	2.69		mg/Kg		81	66 - 120	1	30
Phenol			3.33	2.69		mg/Kg		81	63 - 120	0	30
Pyrene			3.33	2.88		mg/Kg		86	61 - 121	2	30
Pyridine			6.67	4.89		mg/Kg		73	37 - 120	1	30

Surrogate	*LCSD %Recovery*	*LCSD Qualifier*	*Limits*
2,4,6-Tribromophenol (Surr)	*114*		*10 - 123*
2-Fluorobiphenyl	*91*		*22 - 122*
2-Fluorophenol (Surr)	*82*		*18 - 123*
Nitrobenzene-d5 (Surr)	*85*		*16 - 125*
Phenol-d5 (Surr)	*90*		*23 - 120*
Terphenyl-d14 (Surr)	*99*		*25 - 126*

Lab Sample ID: 460-268406-J-4-G MS
Matrix: Solid
Analysis Batch: 875163

Client Sample ID: Matrix Spike
Prep Type: Total/NA
Prep Batch: 875093

Analyte	Sample Result	Sample Qualifier	Spike Added	MS Result	MS Qualifier	Unit	D	%Rec	%Rec Limits
1,1'-Biphenyl	0.021	J	3.69	3.53		mg/Kg	☼	95	59 - 120
1,2,4,5-Tetrachlorobenzene	0.36	U	3.69	3.53		mg/Kg	☼	96	60 - 120
1,2-Diphenylhydrazine	0.36	U	3.69	3.63		mg/Kg	☼	98	55 - 125
1,4-Dioxane	0.036	U	3.69	2.11		mg/Kg	☼	57	21 - 120
2,2'-oxybis[1-chloropropane]	0.36	U	3.69	2.93		mg/Kg	☼	79	49 - 126
2,3,4,6-Tetrachlorophenol	0.36	U	3.69	3.47		mg/Kg	☼	94	54 - 120
2,4,5-Trichlorophenol	0.36	U	3.69	3.45		mg/Kg	☼	93	59 - 120
2,4,6-Trichlorophenol	0.15	U	3.69	3.62		mg/Kg	☼	98	58 - 120
2,4-Dichlorophenol	0.15	U	3.69	3.32		mg/Kg	☼	90	66 - 120
2,4-Dimethylphenol	0.36	U	3.69	2.61		mg/Kg	☼	71	67 - 120
2,4-Dinitrophenol	0.29	U	7.37	2.50	*	mg/Kg	☼	34	36 - 129
2,4-Dinitrotoluene	0.074	U	3.69	3.30		mg/Kg	☼	89	65 - 124
2,6-Dinitrotoluene	0.074	U	3.69	3.49		mg/Kg	☼	95	67 - 121
2-Chloronaphthalene	0.36	U	3.69	3.43		mg/Kg	☼	93	60 - 120
2-Chlorophenol	0.36	U	3.69	3.04		mg/Kg	☼	82	63 - 120
2-Methylnaphthalene	0.058	J	3.69	2.99		mg/Kg	☼	80	64 - 120
2-Methylphenol	0.36	U	3.69	3.03		mg/Kg	☼	82	63 - 120
2-Nitroaniline	0.36	U	3.69	2.81		mg/Kg	☼	76	48 - 120
2-Nitrophenol	0.36	U	3.69	3.51		mg/Kg	☼	95	64 - 120
3,3'-Dichlorobenzidine	0.15	U	3.69	2.92		mg/Kg	☼	79	13 - 136
3-Nitroaniline	0.36	U	3.69	3.07		mg/Kg	☼	83	39 - 122
4,6-Dinitro-2-methylphenol	0.29	U	7.37	3.89		mg/Kg	☼	53	50 - 136
4-Bromophenyl phenyl ether	0.36	U	3.69	3.66		mg/Kg	☼	99	67 - 120

Method: 8270E - Semivolatile Organic Compounds (GC/MS) (Continued)

Lab Sample ID: 460-268406-J-4-G MS
Matrix: Solid
Analysis Batch: 875163

Client Sample ID: Matrix Spike
Prep Type: Total/NA
Prep Batch: 875093

Analyte	Sample Result	Sample Qualifier	Spike Added	MS Result	MS Qualifier	Unit	D	%Rec	%Rec Limits
4-Chloro-3-methylphenol	0.36	U	3.69	3.07		mg/Kg	☼	83	66 - 120
4-Chloroaniline	0.36	U	3.69	2.73		mg/Kg	☼	74	15 - 128
4-Chlorophenyl phenyl ether	0.36	U	3.69	3.38		mg/Kg	☼	92	62 - 120
4-Methylphenol	0.36	U	3.69	2.75		mg/Kg	☼	75	61 - 120
4-Nitroaniline	0.36	U	3.69	2.50		mg/Kg	☼	68	55 - 120
4-Nitrophenol	0.74	U	7.37	6.09		mg/Kg	☼	83	52 - 123
Acenaphthene	0.016	J	3.69	3.09		mg/Kg	☼	84	49 - 120
Acenaphthylene	0.060	J	3.69	3.32		mg/Kg	☼	88	64 - 120
Acetophenone	0.36	U	3.69	2.85		mg/Kg	☼	77	61 - 120
Anthracene	0.93		3.69	4.81		mg/Kg	☼	105	67 - 120
Atrazine	0.15	U	1.47	2.55	E *	mg/Kg	☼	173	29 - 150
Benzaldehyde	0.36	U	1.47	1.92	E	mg/Kg	☼	130	34 - 150
Benzidine	0.36	U	3.69	0.129	J *	mg/Kg	☼	4	10 - 137
Benzo[a]anthracene	0.28		3.69	3.61		mg/Kg	☼	90	62 - 120
Benzo[a]pyrene	0.25		3.69	3.35		mg/Kg	☼	84	73 - 123
Benzo[b]fluoranthene	0.42		3.69	3.83		mg/Kg	☼	93	70 - 125
Benzo[g,h,i]perylene	0.18	J	3.69	2.75		mg/Kg	☼	70	66 - 120
Benzo[k]fluoranthene	0.14		3.69	3.67		mg/Kg	☼	96	67 - 122
Bis(2-chloroethoxy)methane	0.36	U	3.69	3.08		mg/Kg	☼	84	62 - 120
Bis(2-chloroethyl)ether	0.036	U	3.69	3.03		mg/Kg	☼	82	60 - 120
Bis(2-ethylhexyl) phthalate	0.13	J	3.69	3.69		mg/Kg	☼	96	59 - 125
Butyl benzyl phthalate	0.019	J	3.69	3.69		mg/Kg	☼	100	62 - 127
Caprolactam	0.068	J	1.47	1.86		mg/Kg	☼	121	36 - 150
Carbazole	0.23	J	3.69	3.40		mg/Kg	☼	86	64 - 120
Chrysene	0.33	J	3.69	3.36		mg/Kg	☼	82	63 - 120
Dibenz(a,h)anthracene	0.036	U	3.69	2.97		mg/Kg	☼	80	66 - 128
Dibenzofuran	0.046	J	3.69	3.47		mg/Kg	☼	93	61 - 120
Diethyl phthalate	0.36	U	3.69	3.32		mg/Kg	☼	90	63 - 120
Dimethyl phthalate	0.36	U	3.69	3.40		mg/Kg	☼	92	65 - 120
Di-n-butyl phthalate	0.36	U	3.69	3.49		mg/Kg	☼	95	66 - 120
Di-n-octyl phthalate	0.36	U	3.69	3.47		mg/Kg	☼	94	65 - 133
Fluoranthene	0.40		3.69	3.42		mg/Kg	☼	82	61 - 120
Fluorene	0.087	J	3.69	3.44		mg/Kg	☼	91	60 - 120
Hexachlorobenzene	0.036	U	3.69	3.33		mg/Kg	☼	90	66 - 120
Hexachlorobutadiene	0.074	U	3.69	3.22		mg/Kg	☼	87	62 - 120
Hexachlorocyclopentadiene	0.36	U	3.69	2.59		mg/Kg	☼	70	38 - 120
Hexachloroethane	0.036	U	3.69	2.98		mg/Kg	☼	81	61 - 120
Indeno[1,2,3-cd]pyrene	0.21		3.69	4.07		mg/Kg	☼	105	62 - 130
Isophorone	0.15	U	3.69	3.11		mg/Kg	☼	84	67 - 120
Naphthalene	0.10	J	3.69	3.20		mg/Kg	☼	84	63 - 120
Nitrobenzene	0.036	U	3.69	2.78		mg/Kg	☼	75	63 - 120
N-Nitrosodi-n-propylamine	0.036	U	3.69	3.04		mg/Kg	☼	82	61 - 120
N-Nitrosodiphenylamine	0.36	U	3.69	3.42		mg/Kg	☼	93	63 - 120
Pentachlorophenol	0.29	U	7.37	5.82		mg/Kg	☼	79	37 - 126
Phenanthrene	0.36		3.69	3.49		mg/Kg	☼	85	66 - 120
Phenol	0.36	U	3.69	3.07		mg/Kg	☼	83	63 - 120
Pyrene	0.46		3.69	3.72		mg/Kg	☼	89	61 - 121
Pyridine	0.36	U	7.37	4.88		mg/Kg	☼	66	37 - 120

Method: 8270E - Semivolatile Organic Compounds (GC/MS) (Continued)

Lab Sample ID: 460-268406-J-4-G MS
Matrix: Solid
Analysis Batch: 875163

Client Sample ID: Matrix Spike
Prep Type: Total/NA
Prep Batch: 875093

Surrogate	MS %Recovery	MS Qualifier	Limits
2,4,6-Tribromophenol (Surr)	*82*		*10 - 123*
2-Fluorobiphenyl	*79*		*22 - 122*
2-Fluorophenol (Surr)	*68*		*18 - 123*
Nitrobenzene-d5 (Surr)	*70*		*16 - 125*
Phenol-d5 (Surr)	*68*		*23 - 120*
Terphenyl-d14 (Surr)	*79*		*25 - 126*

Lab Sample ID: 460-268406-J-4-H MSD
Matrix: Solid
Analysis Batch: 875163

Client Sample ID: Matrix Spike Duplicate
Prep Type: Total/NA
Prep Batch: 875093

Analyte	Sample Result	Sample Qualifier	Spike Added	MSD Result	MSD Qualifier	Unit	D	%Rec	%Rec Limits	RPD	RPD Limit
1,1'-Biphenyl	0.021	J	3.69	3.52		mg/Kg	☼	95	59 - 120	0	30
1,2,4,5-Tetrachlorobenzene	0.36	U	3.69	3.49		mg/Kg	☼	95	60 - 120	1	30
1,2-Diphenylhydrazine	0.36	U	3.69	3.61		mg/Kg	☼	98	55 - 125	0	30
1,4-Dioxane	0.036	U	3.69	2.11		mg/Kg	☼	57	21 - 120	0	30
2,2'-oxybis[1-chloropropane]	0.36	U	3.69	2.90		mg/Kg	☼	79	49 - 126	1	30
2,3,4,6-Tetrachlorophenol	0.36	U	3.69	3.27		mg/Kg	☼	89	54 - 120	6	30
2,4,5-Trichlorophenol	0.36	U	3.69	3.28		mg/Kg	☼	89	59 - 120	5	30
2,4,6-Trichlorophenol	0.15	U	3.69	3.52		mg/Kg	☼	96	58 - 120	3	30
2,4-Dichlorophenol	0.15	U	3.69	3.31		mg/Kg	☼	90	66 - 120	0	30
2,4-Dimethylphenol	0.36	U	3.69	2.35	*	mg/Kg	☼	64	67 - 120	11	30
2,4-Dinitrophenol	0.29	U	7.37	2.10	*	mg/Kg	☼	29	36 - 129	17	30
2,4-Dinitrotoluene	0.074	U	3.69	3.21		mg/Kg	☼	87	65 - 124	3	30
2,6-Dinitrotoluene	0.074	U	3.69	3.55		mg/Kg	☼	96	67 - 121	2	30
2-Chloronaphthalene	0.36	U	3.69	3.48		mg/Kg	☼	95	60 - 120	2	30
2-Chlorophenol	0.36	U	3.69	2.97		mg/Kg	☼	80	63 - 120	2	30
2-Methylnaphthalene	0.058	J	3.69	3.01		mg/Kg	☼	80	64 - 120	1	30
2-Methylphenol	0.36	U	3.69	2.93		mg/Kg	☼	80	63 - 120	3	30
2-Nitroaniline	0.36	U	3.69	2.85		mg/Kg	☼	77	48 - 120	1	30
2-Nitrophenol	0.36	U	3.69	3.54		mg/Kg	☼	96	64 - 120	1	30
3,3'-Dichlorobenzidine	0.15	U	3.69	2.77		mg/Kg	☼	75	13 - 136	5	30
3-Nitroaniline	0.36	U	3.69	3.07		mg/Kg	☼	83	39 - 122	0	30
4,6-Dinitro-2-methylphenol	0.29	U	7.37	3.45	*	mg/Kg	☼	47	50 - 136	12	30
4-Bromophenyl phenyl ether	0.36	U	3.69	3.61		mg/Kg	☼	98	67 - 120	1	30
4-Chloro-3-methylphenol	0.36	U	3.69	2.98		mg/Kg	☼	81	66 - 120	3	30
4-Chloroaniline	0.36	U	3.69	2.68		mg/Kg	☼	73	15 - 128	2	30
4-Chlorophenyl phenyl ether	0.36	U	3.69	3.30		mg/Kg	☼	90	62 - 120	2	30
4-Methylphenol	0.36	U	3.69	2.75		mg/Kg	☼	75	61 - 120	0	30
4-Nitroaniline	0.36	U	3.69	2.30		mg/Kg	☼	62	55 - 120	8	30
4-Nitrophenol	0.74	U	7.37	6.33		mg/Kg	☼	86	52 - 123	4	30
Acenaphthene	0.016	J	3.69	2.95		mg/Kg	☼	80	49 - 120	5	30
Acenaphthylene	0.060	J	3.69	3.30		mg/Kg	☼	88	64 - 120	1	30
Acetophenone	0.36	U	3.69	2.88		mg/Kg	☼	78	61 - 120	1	30
Anthracene	0.93		3.69	4.24		mg/Kg	☼	90	67 - 120	13	30
Atrazine	0.15	U	1.47	2.70	E *	mg/Kg	☼	183	29 - 150	6	30
Benzaldehyde	0.36	U	1.47	2.02	E	mg/Kg	☼	137	34 - 150	5	30
Benzidine	0.36	U	3.69	0.36	U *	mg/Kg	☼	0	10 - 137	NC	30

Method: 8270E - Semivolatile Organic Compounds (GC/MS) (Continued)

Lab Sample ID: 460-268406-J-4-H MSD
Matrix: Solid
Analysis Batch: 875163

Client Sample ID: Matrix Spike Duplicate
Prep Type: Total/NA
Prep Batch: 875093

Analyte	Sample Result	Sample Qualifier	Spike Added	MSD Result	MSD Qualifier	Unit	D	%Rec	%Rec Limits	RPD	RPD Limit
Benzo[a]anthracene	0.28		3.69	3.66		mg/Kg	☼	92	62 - 120	2	30
Benzo[a]pyrene	0.25		3.69	3.37		mg/Kg	☼	85	73 - 123	1	30
Benzo[b]fluoranthene	0.42		3.69	3.80		mg/Kg	☼	92	70 - 125	1	30
Benzo[g,h,i]perylene	0.18	J	3.69	2.67		mg/Kg	☼	67	66 - 120	3	30
Benzo[k]fluoranthene	0.14		3.69	3.62		mg/Kg	☼	94	67 - 122	1	30
Bis(2-chloroethoxy)methane	0.36	U	3.69	3.10		mg/Kg	☼	84	62 - 120	1	30
Bis(2-chloroethyl)ether	0.036	U	3.69	2.99		mg/Kg	☼	81	60 - 120	1	30
Bis(2-ethylhexyl) phthalate	0.13	J	3.69	3.65		mg/Kg	☼	95	59 - 125	1	30
Butyl benzyl phthalate	0.019	J	3.69	4.13		mg/Kg	☼	112	62 - 127	11	30
Caprolactam	0.068	J	1.47	1.97		mg/Kg	☼	129	36 - 150	6	30
Carbazole	0.23	J	3.69	3.38		mg/Kg	☼	85	64 - 120	1	30
Chrysene	0.33	J	3.69	3.36		mg/Kg	☼	82	63 - 120	0	30
Dibenz(a,h)anthracene	0.036	U	3.69	2.82		mg/Kg	☼	77	66 - 128	5	30
Dibenzofuran	0.046	J	3.69	3.47		mg/Kg	☼	93	61 - 120	0	30
Diethyl phthalate	0.36	U	3.69	3.30		mg/Kg	☼	89	63 - 120	1	30
Dimethyl phthalate	0.36	U	3.69	3.37		mg/Kg	☼	92	65 - 120	1	30
Di-n-butyl phthalate	0.36	U	3.69	3.48		mg/Kg	☼	94	66 - 120	1	30
Di-n-octyl phthalate	0.36	U	3.69	3.41		mg/Kg	☼	92	65 - 133	2	30
Fluoranthene	0.40		3.69	3.44		mg/Kg	☼	82	61 - 120	1	30
Fluorene	0.087	J	3.69	3.34		mg/Kg	☼	88	60 - 120	3	30
Hexachlorobenzene	0.036	U	3.69	3.28		mg/Kg	☼	89	66 - 120	2	30
Hexachlorobutadiene	0.074	U	3.69	3.19		mg/Kg	☼	86	62 - 120	1	30
Hexachlorocyclopentadiene	0.36	U	3.69	2.31		mg/Kg	☼	63	38 - 120	12	30
Hexachloroethane	0.036	U	3.69	2.97		mg/Kg	☼	81	61 - 120	0	30
Indeno[1,2,3-cd]pyrene	0.21		3.69	3.95		mg/Kg	☼	101	62 - 130	3	30
Isophorone	0.15	U	3.69	3.11		mg/Kg	☼	84	67 - 120	0	30
Naphthalene	0.10	J	3.69	3.29		mg/Kg	☼	87	63 - 120	3	30
Nitrobenzene	0.036	U	3.69	2.77		mg/Kg	☼	75	63 - 120	0	30
N-Nitrosodi-n-propylamine	0.036	U	3.69	3.04		mg/Kg	☼	82	61 - 120	0	30
N-Nitrosodiphenylamine	0.36	U	3.69	3.42		mg/Kg	☼	93	63 - 120	0	30
Pentachlorophenol	0.29	U	7.37	5.68		mg/Kg	☼	77	37 - 126	2	30
Phenanthrene	0.36		3.69	3.51		mg/Kg	☼	85	66 - 120	1	30
Phenol	0.36	U	3.69	3.05		mg/Kg	☼	83	63 - 120	1	30
Pyrene	0.46		3.69	3.81		mg/Kg	☼	91	61 - 121	2	30
Pyridine	0.36	U	7.37	4.87		mg/Kg	☼	66	37 - 120	0	30

Surrogate	*MSD %Recovery*	*MSD Qualifier*	*Limits*
2,4,6-Tribromophenol (Surr)	*77*		*10 - 123*
2-Fluorobiphenyl	*77*		*22 - 122*
2-Fluorophenol (Surr)	*67*		*18 - 123*
Nitrobenzene-d5 (Surr)	*69*		*16 - 125*
Phenol-d5 (Surr)	*69*		*23 - 120*
Terphenyl-d14 (Surr)	*77*		*25 - 126*

Method: 8015D - Gasoline Range Organics (GRO) (GC)

Lab Sample ID: MB 460-875193/4
Matrix: Solid
Analysis Batch: 875193

Client Sample ID: Method Blank
Prep Type: Total/NA

Analyte	MB Result	MB Qualifier	RL	RL	Unit	D	Prepared	Analyzed	Dil Fac
GRO	2.5	U	2.5	2.5	mg/Kg			10/31/22 10:57	50

Surrogate	*MB %Recovery*	*MB Qualifier*	*Limits*	*Prepared*	*Analyzed*	*Dil Fac*
a,a,a-Trifluorotoluene	*113*		*75 - 150*		*10/31/22 10:57*	*50*

Lab Sample ID: LCS 460-875193/2
Matrix: Solid
Analysis Batch: 875193

Client Sample ID: Lab Control Sample
Prep Type: Total/NA

Analyte			Spike Added	LCS Result	LCS Qualifier	Unit	D	%Rec	%Rec Limits		
GRO			20.0	19.6		mg/Kg		98	77 - 120		

Surrogate	*LCS %Recovery*	*LCS Qualifier*	*Limits*
a,a,a-Trifluorotoluene	*104*		*75 - 150*

Lab Sample ID: LCSD 460-875193/3
Matrix: Solid
Analysis Batch: 875193

Client Sample ID: Lab Control Sample Dup
Prep Type: Total/NA

Analyte			Spike Added	LCSD Result	LCSD Qualifier	Unit	D	%Rec	%Rec Limits	RPD	RPD Limit
GRO			20.0	20.5		mg/Kg		103	77 - 120	5	30

Surrogate	*LCSD %Recovery*	*LCSD Qualifier*	*Limits*
a,a,a-Trifluorotoluene	*120*		*75 - 150*

Method: 8015D - Diesel Range Organics (DRO) (GC)

Lab Sample ID: MB 460-875795/1-A
Matrix: Solid
Analysis Batch: 875844

Client Sample ID: Method Blank
Prep Type: Total/NA
Prep Batch: 875795

Analyte	MB Result	MB Qualifier	RL	MDL	Unit	D	Prepared	Analyzed	Dil Fac
C10-C44	8.7	U	8.7	0.55	mg/Kg		11/03/22 10:15	11/03/22 18:00	1

Surrogate	*MB %Recovery*	*MB Qualifier*	*Limits*	*Prepared*	*Analyzed*	*Dil Fac*
o-Terphenyl	*79*		*10 - 150*	*11/03/22 10:15*	*11/03/22 18:00*	*1*

Lab Sample ID: LCS 460-875795/2-A
Matrix: Solid
Analysis Batch: 875844

Client Sample ID: Lab Control Sample
Prep Type: Total/NA
Prep Batch: 875795

Surrogate	*LCS %Recovery*	*LCS Qualifier*	*Limits*
o-Terphenyl	*79*		*10 - 150*

Method: 8015D - Diesel Range Organics (DRO) (GC) (Continued)

Lab Sample ID: LCSD 460-875795/3-A
Matrix: Solid
Analysis Batch: 875844

Client Sample ID: Lab Control Sample Dup
Prep Type: Total/NA
Prep Batch: 875795

Surrogate	LCSD %Recovery	LCSD Qualifier	Limits
o-Terphenyl	86		10 - 150

Method: 8081B - Organochlorine Pesticides (GC)

Lab Sample ID: MB 460-874979/1-A
Matrix: Solid
Analysis Batch: 875084

Client Sample ID: Method Blank
Prep Type: Total/NA
Prep Batch: 874979

Analyte	MB Result	MB Qualifier	RL	MDL	Unit	D	Prepared	Analyzed	Dil Fac
4,4'-DDD	0.0067	U	0.0067	0.0011	mg/Kg		10/29/22 21:51	10/30/22 18:46	1
4,4'-DDD	0.0067	U	0.0067	0.0011	mg/Kg		10/29/22 21:51	10/30/22 18:46	1
4,4'-DDE	0.0067	U	0.0067	0.00079	mg/Kg		10/29/22 21:51	10/30/22 18:46	1
4,4'-DDE	0.0067	U	0.0067	0.00079	mg/Kg		10/29/22 21:51	10/30/22 18:46	1
4,4'-DDT	0.0067	U	0.0067	0.0012	mg/Kg		10/29/22 21:51	10/30/22 18:46	1
4,4'-DDT	0.0067	U	0.0067	0.0012	mg/Kg		10/29/22 21:51	10/30/22 18:46	1
Aldrin	0.0067	U	0.0067	0.0010	mg/Kg		10/29/22 21:51	10/30/22 18:46	1
Aldrin	0.0067	U	0.0067	0.0010	mg/Kg		10/29/22 21:51	10/30/22 18:46	1
alpha-BHC	0.0020	U	0.0020	0.00068	mg/Kg		10/29/22 21:51	10/30/22 18:46	1
alpha-BHC	0.0020	U	0.0020	0.00068	mg/Kg		10/29/22 21:51	10/30/22 18:46	1
beta-BHC	0.0020	U	0.0020	0.00075	mg/Kg		10/29/22 21:51	10/30/22 18:46	1
beta-BHC	0.0020	U	0.0020	0.00075	mg/Kg		10/29/22 21:51	10/30/22 18:46	1
Chlordane (technical)	0.067	U	0.067	0.016	mg/Kg		10/29/22 21:51	10/30/22 18:46	1
Chlordane (technical)	0.067	U	0.067	0.016	mg/Kg		10/29/22 21:51	10/30/22 18:46	1
cis-Chlordane	0.0067	U	0.0067	0.0011	mg/Kg		10/29/22 21:51	10/30/22 18:46	1
cis-Chlordane	0.0067	U	0.0067	0.0011	mg/Kg		10/29/22 21:51	10/30/22 18:46	1
delta-BHC	0.0020	U	0.0020	0.00041	mg/Kg		10/29/22 21:51	10/30/22 18:46	1
delta-BHC	0.0020	U	0.0020	0.00041	mg/Kg		10/29/22 21:51	10/30/22 18:46	1
Dieldrin	0.0020	U	0.0020	0.00087	mg/Kg		10/29/22 21:51	10/30/22 18:46	1
Dieldrin	0.0020	U	0.0020	0.00087	mg/Kg		10/29/22 21:51	10/30/22 18:46	1
Endosulfan I	0.0067	U	0.0067	0.0010	mg/Kg		10/29/22 21:51	10/30/22 18:46	1
Endosulfan I	0.0067	U	0.0067	0.0010	mg/Kg		10/29/22 21:51	10/30/22 18:46	1
Endosulfan II	0.0067	U	0.0067	0.0017	mg/Kg		10/29/22 21:51	10/30/22 18:46	1
Endosulfan II	0.0067	U	0.0067	0.0017	mg/Kg		10/29/22 21:51	10/30/22 18:46	1
Endosulfan sulfate	0.0067	U	0.0067	0.00084	mg/Kg		10/29/22 21:51	10/30/22 18:46	1
Endosulfan sulfate	0.0067	U	0.0067	0.00084	mg/Kg		10/29/22 21:51	10/30/22 18:46	1
Endrin	0.0067	U	0.0067	0.00096	mg/Kg		10/29/22 21:51	10/30/22 18:46	1
Endrin	0.0067	U	0.0067	0.00096	mg/Kg		10/29/22 21:51	10/30/22 18:46	1
Endrin aldehyde	0.0067	U	0.0067	0.0016	mg/Kg		10/29/22 21:51	10/30/22 18:46	1
Endrin aldehyde	0.0067	U	0.0067	0.0016	mg/Kg		10/29/22 21:51	10/30/22 18:46	1
Endrin ketone	0.0067	U	0.0067	0.0013	mg/Kg		10/29/22 21:51	10/30/22 18:46	1
Endrin ketone	0.0067	U	0.0067	0.0013	mg/Kg		10/29/22 21:51	10/30/22 18:46	1
gamma-BHC (Lindane)	0.0020	U	0.0020	0.00062	mg/Kg		10/29/22 21:51	10/30/22 18:46	1
gamma-BHC (Lindane)	0.0020	U	0.0020	0.00062	mg/Kg		10/29/22 21:51	10/30/22 18:46	1
Heptachlor	0.0067	U	0.0067	0.00079	mg/Kg		10/29/22 21:51	10/30/22 18:46	1
Heptachlor	0.0067	U	0.0067	0.00079	mg/Kg		10/29/22 21:51	10/30/22 18:46	1
Heptachlor epoxide	0.0067	U	0.0067	0.0010	mg/Kg		10/29/22 21:51	10/30/22 18:46	1
Heptachlor epoxide	0.0067	U	0.0067	0.0010	mg/Kg		10/29/22 21:51	10/30/22 18:46	1
Methoxychlor	0.0067	U	0.0067	0.0015	mg/Kg		10/29/22 21:51	10/30/22 18:46	1

Method: 8081B - Organochlorine Pesticides (GC) (Continued)

Lab Sample ID: MB 460-874979/1-A
Matrix: Solid
Analysis Batch: 875084

Client Sample ID: Method Blank
Prep Type: Total/NA
Prep Batch: 874979

Analyte	MB Result	MB Qualifier	RL	MDL	Unit	D	Prepared	Analyzed	Dil Fac
Methoxychlor	0.0067	U	0.0067	0.0015	mg/Kg		10/29/22 21:51	10/30/22 18:46	1
Toxaphene	0.067	U	0.067	0.024	mg/Kg		10/29/22 21:51	10/30/22 18:46	1
Toxaphene	0.067	U	0.067	0.024	mg/Kg		10/29/22 21:51	10/30/22 18:46	1
trans-Chlordane	0.0067	U	0.0067	0.0012	mg/Kg		10/29/22 21:51	10/30/22 18:46	1
trans-Chlordane	0.0067	U	0.0067	0.0012	mg/Kg		10/29/22 21:51	10/30/22 18:46	1

Surrogate	*MB %Recovery*	*MB Qualifier*	*Limits*	*Prepared*	*Analyzed*	*Dil Fac*
DCB Decachlorobiphenyl	*160*	*	*43 - 150*	*10/29/22 21:51*	*10/30/22 18:46*	*1*
DCB Decachlorobiphenyl	*113*		*43 - 150*	*10/29/22 21:51*	*10/30/22 18:46*	*1*
Tetrachloro-m-xylene	*108*		*26 - 137*	*10/29/22 21:51*	*10/30/22 18:46*	*1*
Tetrachloro-m-xylene	*98*		*26 - 137*	*10/29/22 21:51*	*10/30/22 18:46*	*1*

Lab Sample ID: LCS 460-874979/2-A
Matrix: Solid
Analysis Batch: 875129

Client Sample ID: Lab Control Sample
Prep Type: Total/NA
Prep Batch: 874979

Analyte	Spike Added	LCS Result	LCS Qualifier	Unit	D	%Rec	%Rec Limits
4,4'-DDD	0.133	0.155		mg/Kg		116	64 - 132
4,4'-DDD	0.133	0.134		mg/Kg		100	64 - 132
4,4'-DDE	0.133	0.148		mg/Kg		111	71 - 137
4,4'-DDE	0.133	0.123		mg/Kg		92	71 - 137
4,4'-DDT	0.133	0.168		mg/Kg		126	55 - 138
4,4'-DDT	0.133	0.136		mg/Kg		102	55 - 138
Aldrin	0.133	0.146		mg/Kg		109	67 - 130
Aldrin	0.133	0.133		mg/Kg		99	67 - 130
alpha-BHC	0.133	0.138		mg/Kg		103	72 - 132
alpha-BHC	0.133	0.133		mg/Kg		100	72 - 132
beta-BHC	0.133	0.137		mg/Kg		103	71 - 137
beta-BHC	0.133	0.140		mg/Kg		105	71 - 137
cis-Chlordane	0.133	0.145		mg/Kg		108	63 - 136
cis-Chlordane	0.133	0.127		mg/Kg		95	63 - 136
delta-BHC	0.133	0.131		mg/Kg		99	61 - 143
delta-BHC	0.133	0.141		mg/Kg		106	61 - 143
Dieldrin	0.133	0.152		mg/Kg		114	66 - 135
Dieldrin	0.133	0.131		mg/Kg		98	66 - 135
Endosulfan I	0.133	0.147		mg/Kg		110	64 - 135
Endosulfan I	0.133	0.127		mg/Kg		96	64 - 135
Endosulfan II	0.133	0.158		mg/Kg		118	64 - 130
Endosulfan II	0.133	0.137		mg/Kg		103	64 - 130
Endosulfan sulfate	0.133	0.145		mg/Kg		109	61 - 134
Endosulfan sulfate	0.133	0.127		mg/Kg		95	61 - 134
Endrin	0.133	0.136		mg/Kg		102	63 - 136
Endrin	0.133	0.121		mg/Kg		91	63 - 136
Endrin aldehyde	0.133	0.147		mg/Kg		111	60 - 132
Endrin aldehyde	0.133	0.132		mg/Kg		99	60 - 132
Endrin ketone	0.133	0.186		mg/Kg		140	48 - 150
Endrin ketone	0.133	0.139		mg/Kg		105	48 - 150
gamma-BHC (Lindane)	0.133	0.141		mg/Kg		106	70 - 134

Method: 8081B - Organochlorine Pesticides (GC) (Continued)

Lab Sample ID: LCS 460-874979/2-A
Matrix: Solid
Analysis Batch: 875129

Client Sample ID: Lab Control Sample
Prep Type: Total/NA
Prep Batch: 874979

Analyte			Spike Added	LCS Result	LCS Qualifier	Unit	D	%Rec	%Rec Limits		
gamma-BHC (Lindane)			0.133	0.132		mg/Kg		99	70 - 134		
Heptachlor			0.133	0.149		mg/Kg		112	62 - 134		
Heptachlor			0.133	0.135		mg/Kg		101	62 - 134		
Heptachlor epoxide			0.133	0.141		mg/Kg		106	65 - 127		
Heptachlor epoxide			0.133	0.129		mg/Kg		97	65 - 127		
Methoxychlor			0.133	0.176	*	mg/Kg		132	49 - 128		
Methoxychlor			0.133	0.141		mg/Kg		106	49 - 128		
trans-Chlordane			0.133	0.145		mg/Kg		109	65 - 137		
trans-Chlordane			0.133	0.131		mg/Kg		98	65 - 137		

Surrogate	*LCS %Recovery*	*LCS Qualifier*	*Limits*
DCB Decachlorobiphenyl	*128*		*43 - 150*
DCB Decachlorobiphenyl	*93*		*43 - 150*
Tetrachloro-m-xylene	*88*		*26 - 137*
Tetrachloro-m-xylene	*82*		*26 - 137*

Lab Sample ID: LCSD 460-874979/3-A
Matrix: Solid
Analysis Batch: 875129

Client Sample ID: Lab Control Sample Dup
Prep Type: Total/NA
Prep Batch: 874979

Analyte			Spike Added	LCSD Result	LCSD Qualifier	Unit	D	%Rec	%Rec Limits	RPD	RPD Limit
4,4'-DDD			0.133	0.136		mg/Kg		102	64 - 132	13	30
4,4'-DDD			0.133	0.118		mg/Kg		89	64 - 132	12	30
4,4'-DDE			0.133	0.130		mg/Kg		98	71 - 137	13	30
4,4'-DDE			0.133	0.109		mg/Kg		82	71 - 137	11	30
4,4'-DDT			0.133	0.147		mg/Kg		110	55 - 138	14	30
4,4'-DDT			0.133	0.120		mg/Kg		90	55 - 138	13	30
Aldrin			0.133	0.129		mg/Kg		97	67 - 130	12	30
Aldrin			0.133	0.118		mg/Kg		89	67 - 130	11	30
alpha-BHC			0.133	0.123		mg/Kg		92	72 - 132	11	30
alpha-BHC			0.133	0.119		mg/Kg		89	72 - 132	11	30
beta-BHC			0.133	0.121		mg/Kg		91	71 - 137	12	30
beta-BHC			0.133	0.124		mg/Kg		93	71 - 137	12	30
cis-Chlordane			0.133	0.127		mg/Kg		95	63 - 136	13	30
cis-Chlordane			0.133	0.113		mg/Kg		85	63 - 136	11	30
delta-BHC			0.133	0.116		mg/Kg		87	61 - 143	12	30
delta-BHC			0.133	0.126		mg/Kg		94	61 - 143	12	30
Dieldrin			0.133	0.134		mg/Kg		100	66 - 135	13	30
Dieldrin			0.133	0.117		mg/Kg		87	66 - 135	11	30
Endosulfan I			0.133	0.130		mg/Kg		97	64 - 135	13	30
Endosulfan I			0.133	0.114		mg/Kg		85	64 - 135	11	30
Endosulfan II			0.133	0.139		mg/Kg		104	64 - 130	13	30
Endosulfan II			0.133	0.122		mg/Kg		91	64 - 130	12	30
Endosulfan sulfate			0.133	0.127		mg/Kg		95	61 - 134	13	30
Endosulfan sulfate			0.133	0.112		mg/Kg		84	61 - 134	13	30
Endrin			0.133	0.119		mg/Kg		89	63 - 136	14	30
Endrin			0.133	0.107		mg/Kg		80	63 - 136	12	30
Endrin aldehyde			0.133	0.129		mg/Kg		97	60 - 132	13	30

Method: 8081B - Organochlorine Pesticides (GC) (Continued)

Lab Sample ID: LCSD 460-874979/3-A
Matrix: Solid
Analysis Batch: 875129

Client Sample ID: Lab Control Sample Dup
Prep Type: Total/NA
Prep Batch: 874979

Analyte			Spike Added	LCSD Result	LCSD Qualifier	Unit	D	%Rec	%Rec Limits	RPD	RPD Limit
Endrin aldehyde			0.133	0.116		mg/Kg		87	60 - 132	12	30
Endrin ketone			0.133	0.161		mg/Kg		121	48 - 150	15	30
Endrin ketone			0.133	0.123		mg/Kg		92	48 - 150	12	30
gamma-BHC (Lindane)			0.133	0.125		mg/Kg		94	70 - 134	12	30
gamma-BHC (Lindane)			0.133	0.118		mg/Kg		89	70 - 134	11	30
Heptachlor			0.133	0.132		mg/Kg		99	62 - 134	12	30
Heptachlor			0.133	0.121		mg/Kg		90	62 - 134	11	30
Heptachlor epoxide			0.133	0.125		mg/Kg		94	65 - 127	12	30
Heptachlor epoxide			0.133	0.115		mg/Kg		87	65 - 127	11	30
Methoxychlor			0.133	0.151		mg/Kg		114	49 - 128	15	30
Methoxychlor			0.133	0.124		mg/Kg		93	49 - 128	13	30
trans-Chlordane			0.133	0.128		mg/Kg		96	65 - 137	13	30
trans-Chlordane			0.133	0.117		mg/Kg		88	65 - 137	11	30

Surrogate	*LCSD %Recovery*	*LCSD Qualifier*	*Limits*
DCB Decachlorobiphenyl	*116*		*43 - 150*
DCB Decachlorobiphenyl	*84*		*43 - 150*
Tetrachloro-m-xylene	*81*		*26 - 137*
Tetrachloro-m-xylene	*76*		*26 - 137*

Lab Sample ID: 460-268322-E-2-D MS
Matrix: Solid
Analysis Batch: 875084

Client Sample ID: Matrix Spike
Prep Type: Total/NA
Prep Batch: 874979

Analyte	Sample Result	Sample Qualifier	Spike Added	MS Result	MS Qualifier	Unit	D	%Rec	%Rec Limits
4,4'-DDD	0.0071	U	0.142	0.228	*	mg/Kg	☼	161	64 - 132
4,4'-DDD	0.0071	U	0.142	0.186		mg/Kg	☼	132	64 - 132
4,4'-DDE	0.0071	U	0.142	0.214	*	mg/Kg	☼	151	71 - 137
4,4'-DDE	0.0071	U	0.142	0.170		mg/Kg	☼	120	71 - 137
4,4'-DDT	0.0071	U	0.142	0.244	*	mg/Kg	☼	172	55 - 138
4,4'-DDT	0.0071	U	0.142	0.192		mg/Kg	☼	136	55 - 138
Aldrin	0.0071	U	0.142	0.208	*	mg/Kg	☼	147	67 - 130
Aldrin	0.0071	U	0.142	0.184		mg/Kg	☼	130	67 - 130
alpha-BHC	0.0021	U	0.142	0.196	*	mg/Kg	☼	138	72 - 132
alpha-BHC	0.0021	U	0.142	0.184		mg/Kg	☼	130	72 - 132
beta-BHC	0.0021	U	0.142	0.195	*	mg/Kg	☼	138	71 - 137
beta-BHC	0.0021	U	0.142	0.190		mg/Kg	☼	134	71 - 137
cis-Chlordane	0.0071	U	0.142	0.210	*	mg/Kg	☼	148	63 - 136
cis-Chlordane	0.0071	U	0.142	0.180		mg/Kg	☼	127	63 - 136
delta-BHC	0.0021	U	0.142	0.191		mg/Kg	☼	135	61 - 143
delta-BHC	0.0021	U	0.142	0.199		mg/Kg	☼	140	61 - 143
Dieldrin	0.0021	U	0.142	0.220	*	mg/Kg	☼	156	66 - 135
Dieldrin	0.0021	U	0.142	0.182		mg/Kg	☼	128	66 - 135
Endosulfan I	0.0071	U	0.142	0.211	*	mg/Kg	☼	149	64 - 135
Endosulfan I	0.0071	U	0.142	0.173		mg/Kg	☼	122	64 - 135
Endosulfan II	0.0071	U	0.142	0.229	*	mg/Kg	☼	162	64 - 130
Endosulfan II	0.0071	U	0.142	0.192	*	mg/Kg	☼	136	64 - 130
Endosulfan sulfate	0.0071	U	0.142	0.212	*	mg/Kg	☼	150	61 - 134

Method: 8081B - Organochlorine Pesticides (GC) (Continued)

Lab Sample ID: 460-268322-E-2-D MS
Matrix: Solid
Analysis Batch: 875084

Client Sample ID: Matrix Spike
Prep Type: Total/NA
Prep Batch: 874979

Analyte	Sample Result	Sample Qualifier	Spike Added	MS Result	MS Qualifier	Unit	D	%Rec	%Rec Limits
Endosulfan sulfate	0.0071	U	0.142	0.185		mg/Kg	☼	131	61 - 134
Endrin	0.0071	U	0.142	0.212	*	mg/Kg	☼	150	63 - 136
Endrin	0.0071	U	0.142	0.181		mg/Kg	☼	128	63 - 136
Endrin aldehyde	0.0071	U	0.142	0.209	*	mg/Kg	☼	148	60 - 132
Endrin aldehyde	0.0071	U	0.142	0.186		mg/Kg	☼	132	60 - 132
Endrin ketone	0.0071	U	0.142	0.260	*	mg/Kg	☼	184	48 - 150
Endrin ketone	0.0071	U	0.142	0.191		mg/Kg	☼	135	48 - 150
gamma-BHC (Lindane)	0.0021	U	0.142	0.201	*	mg/Kg	☼	142	70 - 134
gamma-BHC (Lindane)	0.0021	U	0.142	0.182		mg/Kg	☼	128	70 - 134
Heptachlor	0.0071	U	0.142	0.215	*	mg/Kg	☼	152	62 - 134
Heptachlor	0.0071	U	0.142	0.186		mg/Kg	☼	131	62 - 134
Heptachlor epoxide	0.0071	U	0.142	0.203	*	mg/Kg	☼	144	65 - 127
Heptachlor epoxide	0.0071	U	0.142	0.180		mg/Kg	☼	127	65 - 127
Methoxychlor	0.0071	U	0.142	0.257	*	mg/Kg	☼	182	49 - 128
Methoxychlor	0.0071	U	0.142	0.211	*	mg/Kg	☼	149	49 - 128
trans-Chlordane	0.0023	J	0.142	0.209	*	mg/Kg	☼	146	65 - 137
trans-Chlordane	0.0028	J	0.142	0.181		mg/Kg	☼	126	65 - 137

Surrogate	*MS %Recovery*	*MS Qualifier*	*Limits*
DCB Decachlorobiphenyl	*175*	*	*43 - 150*
DCB Decachlorobiphenyl	*121*		*43 - 150*
Tetrachloro-m-xylene	*115*		*26 - 137*
Tetrachloro-m-xylene	*105*		*26 - 137*

Lab Sample ID: 460-268322-E-2-E MSD
Matrix: Solid
Analysis Batch: 875084

Client Sample ID: Matrix Spike Duplicate
Prep Type: Total/NA
Prep Batch: 874979

Analyte	Sample Result	Sample Qualifier	Spike Added	MSD Result	MSD Qualifier	Unit	D	%Rec	%Rec Limits	RPD	RPD Limit
4,4'-DDD	0.0071	U	0.141	0.199	*	mg/Kg	☼	141	64 - 132	14	30
4,4'-DDD	0.0071	U	0.141	0.165		mg/Kg	☼	117	64 - 132	12	30
4,4'-DDE	0.0071	U	0.141	0.187		mg/Kg	☼	132	71 - 137	14	30
4,4'-DDE	0.0071	U	0.141	0.150		mg/Kg	☼	106	71 - 137	12	30
4,4'-DDT	0.0071	U	0.141	0.213	*	mg/Kg	☼	151	55 - 138	14	30
4,4'-DDT	0.0071	U	0.141	0.166		mg/Kg	☼	117	55 - 138	15	30
Aldrin	0.0071	U	0.141	0.182		mg/Kg	☼	129	67 - 130	13	30
Aldrin	0.0071	U	0.141	0.161		mg/Kg	☼	114	67 - 130	13	30
alpha-BHC	0.0021	U	0.141	0.171		mg/Kg	☼	121	72 - 132	14	30
alpha-BHC	0.0021	U	0.141	0.162		mg/Kg	☼	114	72 - 132	13	30
beta-BHC	0.0021	U	0.141	0.168		mg/Kg	☼	119	71 - 137	15	30
beta-BHC	0.0021	U	0.141	0.166		mg/Kg	☼	117	71 - 137	13	30
cis-Chlordane	0.0071	U	0.141	0.183		mg/Kg	☼	130	63 - 136	14	30
cis-Chlordane	0.0071	U	0.141	0.159		mg/Kg	☼	113	63 - 136	12	30
delta-BHC	0.0021	U	0.141	0.167		mg/Kg	☼	118	61 - 143	14	30
delta-BHC	0.0021	U	0.141	0.174		mg/Kg	☼	123	61 - 143	13	30
Dieldrin	0.0021	U	0.141	0.191		mg/Kg	☼	135	66 - 135	14	30
Dieldrin	0.0021	U	0.141	0.161		mg/Kg	☼	114	66 - 135	12	30
Endosulfan I	0.0071	U	0.141	0.184		mg/Kg	☼	130	64 - 135	14	30

Method: 8081B - Organochlorine Pesticides (GC) (Continued)

Lab Sample ID: 460-268322-E-2-E MSD
Matrix: Solid
Analysis Batch: 875084

Client Sample ID: Matrix Spike Duplicate
Prep Type: Total/NA
Prep Batch: 874979

Analyte	Sample Result	Sample Qualifier	Spike Added	MSD Result	MSD Qualifier	Unit	D	%Rec	%Rec Limits	RPD	RPD Limit
Endosulfan I	0.0071	U	0.141	0.153		mg/Kg	☼	108	64 - 135	12	30
Endosulfan II	0.0071	U	0.141	0.200	*	mg/Kg	☼	141	64 - 130	14	30
Endosulfan II	0.0071	U	0.141	0.169		mg/Kg	☼	120	64 - 130	13	30
Endosulfan sulfate	0.0071	U	0.141	0.185		mg/Kg	☼	131	61 - 134	14	30
Endosulfan sulfate	0.0071	U	0.141	0.158		mg/Kg	☼	112	61 - 134	16	30
Endrin	0.0071	U	0.141	0.184		mg/Kg	☼	130	63 - 136	14	30
Endrin	0.0071	U	0.141	0.160		mg/Kg	☼	113	63 - 136	12	30
Endrin aldehyde	0.0071	U	0.141	0.183		mg/Kg	☼	130	60 - 132	13	30
Endrin aldehyde	0.0071	U	0.141	0.147		mg/Kg	☼	104	60 - 132	23	30
Endrin ketone	0.0071	U	0.141	0.227	*	mg/Kg	☼	160	48 - 150	14	30
Endrin ketone	0.0071	U	0.141	0.166		mg/Kg	☼	117	48 - 150	14	30
gamma-BHC (Lindane)	0.0021	U	0.141	0.175		mg/Kg	☼	124	70 - 134	14	30
gamma-BHC (Lindane)	0.0021	U	0.141	0.159		mg/Kg	☼	113	70 - 134	13	30
Heptachlor	0.0071	U	0.141	0.187		mg/Kg	☼	133	62 - 134	14	30
Heptachlor	0.0071	U	0.141	0.163		mg/Kg	☼	116	62 - 134	13	30
Heptachlor epoxide	0.0071	U	0.141	0.178		mg/Kg	☼	126	65 - 127	13	30
Heptachlor epoxide	0.0071	U	0.141	0.158		mg/Kg	☼	112	65 - 127	13	30
Methoxychlor	0.0071	U	0.141	0.224	*	mg/Kg	☼	159	49 - 128	14	30
Methoxychlor	0.0071	U	0.141	0.174		mg/Kg	☼	124	49 - 128	19	30
trans-Chlordane	0.0023	J	0.141	0.183		mg/Kg	☼	128	65 - 137	13	30
trans-Chlordane	0.0028	J	0.141	0.160		mg/Kg	☼	111	65 - 137	12	30

Surrogate	*MSD %Recovery*	*MSD Qualifier*	*Limits*
DCB Decachlorobiphenyl	*153*	*	*43 - 150*
DCB Decachlorobiphenyl	*107*		*43 - 150*
Tetrachloro-m-xylene	*102*		*26 - 137*
Tetrachloro-m-xylene	*93*		*26 - 137*

Method: 8082A - Polychlorinated Biphenyls (PCBs) by Gas Chromatography

Lab Sample ID: MB 460-874970/1-A
Matrix: Solid
Analysis Batch: 875080

Client Sample ID: Method Blank
Prep Type: Total/NA
Prep Batch: 874970

Analyte	MB Result	MB Qualifier	RL	MDL	Unit	D	Prepared	Analyzed	Dil Fac
Aroclor 1016	0.067	U	0.067	0.018	mg/Kg		10/29/22 20:53	10/30/22 18:41	1
Aroclor 1016	0.067	U	0.067	0.018	mg/Kg		10/29/22 20:53	10/30/22 18:41	1
Aroclor 1221	0.067	U	0.067	0.018	mg/Kg		10/29/22 20:53	10/30/22 18:41	1
Aroclor 1221	0.067	U	0.067	0.018	mg/Kg		10/29/22 20:53	10/30/22 18:41	1
Aroclor 1232	0.067	U	0.067	0.018	mg/Kg		10/29/22 20:53	10/30/22 18:41	1
Aroclor 1232	0.067	U	0.067	0.018	mg/Kg		10/29/22 20:53	10/30/22 18:41	1
Aroclor 1242	0.067	U	0.067	0.018	mg/Kg		10/29/22 20:53	10/30/22 18:41	1
Aroclor 1242	0.067	U	0.067	0.018	mg/Kg		10/29/22 20:53	10/30/22 18:41	1
Aroclor 1248	0.067	U	0.067	0.018	mg/Kg		10/29/22 20:53	10/30/22 18:41	1
Aroclor 1248	0.067	U	0.067	0.018	mg/Kg		10/29/22 20:53	10/30/22 18:41	1
Aroclor 1254	0.067	U	0.067	0.018	mg/Kg		10/29/22 20:53	10/30/22 18:41	1
Aroclor 1254	0.067	U	0.067	0.018	mg/Kg		10/29/22 20:53	10/30/22 18:41	1
Aroclor 1260	0.067	U	0.067	0.018	mg/Kg		10/29/22 20:53	10/30/22 18:41	1
Aroclor 1260	0.067	U	0.067	0.018	mg/Kg		10/29/22 20:53	10/30/22 18:41	1

Method: 8082A - Polychlorinated Biphenyls (PCBs) by Gas Chromatography (Continued)

Lab Sample ID: MB 460-874970/1-A
Matrix: Solid
Analysis Batch: 875080

Client Sample ID: Method Blank
Prep Type: Total/NA
Prep Batch: 874970

Analyte	MB Result	MB Qualifier	RL	MDL	Unit	D	Prepared	Analyzed	Dil Fac
Aroclor 1268	0.067	U	0.067	0.018	mg/Kg		10/29/22 20:53	10/30/22 18:41	1
Aroclor 1268	0.067	U	0.067	0.018	mg/Kg		10/29/22 20:53	10/30/22 18:41	1
Aroclor-1262	0.067	U	0.067	0.018	mg/Kg		10/29/22 20:53	10/30/22 18:41	1
Aroclor-1262	0.067	U	0.067	0.018	mg/Kg		10/29/22 20:53	10/30/22 18:41	1
Polychlorinated biphenyls, Total	0.067	U	0.067	0.018	mg/Kg		10/29/22 20:53	10/30/22 18:41	1
Polychlorinated biphenyls, Total	0.067	U	0.067	0.018	mg/Kg		10/29/22 20:53	10/30/22 18:41	1

Surrogate	*MB %Recovery*	*MB Qualifier*	*Limits*	*Prepared*	*Analyzed*	*Dil Fac*
DCB Decachlorobiphenyl	*133*		*10 - 150*	*10/29/22 20:53*	*10/30/22 18:41*	*1*
DCB Decachlorobiphenyl	*130*		*10 - 150*	*10/29/22 20:53*	*10/30/22 18:41*	*1*
Tetrachloro-m-xylene	*107*		*42 - 150*	*10/29/22 20:53*	*10/30/22 18:41*	*1*
Tetrachloro-m-xylene	*116*		*42 - 150*	*10/29/22 20:53*	*10/30/22 18:41*	*1*

Lab Sample ID: LCS 460-874970/2-A
Matrix: Solid
Analysis Batch: 875080

Client Sample ID: Lab Control Sample
Prep Type: Total/NA
Prep Batch: 874970

Analyte			Spike Added	LCS Result	LCS Qualifier	Unit	D	%Rec	%Rec Limits		
Aroclor 1016			0.333	0.349		mg/Kg		105	65 - 133		
Aroclor 1016			0.333	0.354		mg/Kg		106	65 - 133		
Aroclor 1260			0.333	0.353		mg/Kg		106	67 - 150		
Aroclor 1260			0.333	0.319		mg/Kg		96	67 - 150		

Surrogate	*LCS %Recovery*	*LCS Qualifier*	*Limits*
DCB Decachlorobiphenyl	*150*		*10 - 150*
DCB Decachlorobiphenyl	*140*		*10 - 150*
Tetrachloro-m-xylene	*116*		*42 - 150*
Tetrachloro-m-xylene	*127*		*42 - 150*

Lab Sample ID: LCSD 460-874970/3-A
Matrix: Solid
Analysis Batch: 875080

Client Sample ID: Lab Control Sample Dup
Prep Type: Total/NA
Prep Batch: 874970

Analyte			Spike Added	LCSD Result	LCSD Qualifier	Unit	D	%Rec	%Rec Limits	RPD	RPD Limit
Aroclor 1016			0.333	0.305		mg/Kg		91	65 - 133	13	30
Aroclor 1016			0.333	0.312		mg/Kg		94	65 - 133	13	30
Aroclor 1260			0.333	0.309		mg/Kg		93	67 - 150	13	30
Aroclor 1260			0.333	0.283		mg/Kg		85	67 - 150	12	30

Surrogate	*LCSD %Recovery*	*LCSD Qualifier*	*Limits*
DCB Decachlorobiphenyl	*133*		*10 - 150*
DCB Decachlorobiphenyl	*124*		*10 - 150*
Tetrachloro-m-xylene	*101*		*42 - 150*
Tetrachloro-m-xylene	*112*		*42 - 150*

Method: 8082A - Polychlorinated Biphenyls (PCBs) by Gas Chromatography (Continued)

Lab Sample ID: 460-268322-E-2-A MS
Matrix: Solid
Analysis Batch: 875080

Client Sample ID: Matrix Spike
Prep Type: Total/NA
Prep Batch: 874970

Analyte	Sample Result	Sample Qualifier	Spike Added	MS Result	MS Qualifier	Unit	D	%Rec	%Rec Limits
Aroclor 1016	0.071	U	0.354	0.338		mg/Kg	☼	96	65 - 133
Aroclor 1016	0.071	U	0.354	0.359		mg/Kg	☼	102	65 - 133
Aroclor 1260	0.071	U	0.354	0.362		mg/Kg	☼	102	67 - 150
Aroclor 1260	0.071	U	0.354	0.353		mg/Kg	☼	100	67 - 150

Surrogate	*MS %Recovery*	*MS Qualifier*	*Limits*
DCB Decachlorobiphenyl	*132*		*10 - 150*
DCB Decachlorobiphenyl	*125*		*10 - 150*
Tetrachloro-m-xylene	*105*		*42 - 150*
Tetrachloro-m-xylene	*114*		*42 - 150*

Lab Sample ID: 460-268322-E-2-B MSD
Matrix: Solid
Analysis Batch: 875080

Client Sample ID: Matrix Spike Duplicate
Prep Type: Total/NA
Prep Batch: 874970

Analyte	Sample Result	Sample Qualifier	Spike Added	MSD Result	MSD Qualifier	Unit	D	%Rec	%Rec Limits	RPD	RPD Limit
Aroclor 1016	0.071	U	0.354	0.405		mg/Kg	☼	114	65 - 133	12	30
Aroclor 1016	0.071	U	0.354	0.381		mg/Kg	☼	108	65 - 133	12	30
Aroclor 1260	0.071	U	0.354	0.405		mg/Kg	☼	114	67 - 150	11	30
Aroclor 1260	0.071	U	0.354	0.364		mg/Kg	☼	103	67 - 150	3	30

Surrogate	*MSD %Recovery*	*MSD Qualifier*	*Limits*
DCB Decachlorobiphenyl	*139*		*10 - 150*
DCB Decachlorobiphenyl	*129*		*10 - 150*
Tetrachloro-m-xylene	*110*		*42 - 150*
Tetrachloro-m-xylene	*120*		*42 - 150*

Method: 8151A - Herbicides (GC)

Lab Sample ID: MB 460-875355/1-A
Matrix: Solid
Analysis Batch: 875396

Client Sample ID: Method Blank
Prep Type: Total/NA
Prep Batch: 875355

Analyte	MB Result	MB Qualifier	RL	MDL	Unit	D	Prepared	Analyzed	Dil Fac
2,4,5-T	0.033	U	0.033	0.0071	mg/Kg		11/01/22 07:20	11/02/22 10:10	1
2,4,5-T	0.033	U	0.033	0.0071	mg/Kg		11/01/22 07:20	11/02/22 10:10	1
2,4-D	0.033	U	0.033	0.012	mg/Kg		11/01/22 07:20	11/02/22 10:10	1
2,4-D	0.033	U	0.033	0.012	mg/Kg		11/01/22 07:20	11/02/22 10:10	1
Silvex (2,4,5-TP)	0.033	U	0.033	0.0035	mg/Kg		11/01/22 07:20	11/02/22 10:10	1
Silvex (2,4,5-TP)	0.033	U	0.033	0.0035	mg/Kg		11/01/22 07:20	11/02/22 10:10	1

Surrogate	*MB %Recovery*	*MB Qualifier*	*Limits*	*Prepared*	*Analyzed*	*Dil Fac*
2,4-Dichlorophenylacetic acid	*97*		*27 - 150*	*11/01/22 07:20*	*11/02/22 10:10*	*1*
2,4-Dichlorophenylacetic acid	*101*		*27 - 150*	*11/01/22 07:20*	*11/02/22 10:10*	*1*

Method: 8151A - Herbicides (GC) (Continued)

Lab Sample ID: LCS 460-875355/2-A
Matrix: Solid
Analysis Batch: 875396

Client Sample ID: Lab Control Sample
Prep Type: Total/NA
Prep Batch: 875355

Analyte			Spike Added	LCS Result	LCS Qualifier	Unit	D	%Rec	%Rec Limits		
2,4,5-T			0.0417	0.0538		mg/Kg		129	10 - 150		
2,4,5-T			0.0417	0.0510		mg/Kg		122	10 - 150		
2,4-D			0.167	0.218		mg/Kg		131	46 - 150		
2,4-D			0.167	0.216		mg/Kg		129	46 - 150		
Silvex (2,4,5-TP)			0.0417	0.0553		mg/Kg		133	41 - 150		
Silvex (2,4,5-TP)			0.0417	0.0511		mg/Kg		123	41 - 150		

Surrogate	*LCS %Recovery*	*LCS Qualifier*	*Limits*
2,4-Dichlorophenylacetic acid	*98*		*27 - 150*
2,4-Dichlorophenylacetic acid	*99*		*27 - 150*

Lab Sample ID: LCSD 460-875355/3-A
Matrix: Solid
Analysis Batch: 875396

Client Sample ID: Lab Control Sample Dup
Prep Type: Total/NA
Prep Batch: 875355

Analyte			Spike Added	LCSD Result	LCSD Qualifier	Unit	D	%Rec	%Rec Limits	RPD	RPD Limit
2,4,5-T			0.0417	0.0552		mg/Kg		133	10 - 150	3	30
2,4,5-T			0.0417	0.0524		mg/Kg		126	10 - 150	3	30
2,4-D			0.167	0.223		mg/Kg		134	46 - 150	2	30
2,4-D			0.167	0.220		mg/Kg		132	46 - 150	2	30
Silvex (2,4,5-TP)			0.0417	0.0565		mg/Kg		136	41 - 150	2	30
Silvex (2,4,5-TP)			0.0417	0.0522		mg/Kg		125	41 - 150	2	30

Surrogate	*LCSD %Recovery*	*LCSD Qualifier*	*Limits*
2,4-Dichlorophenylacetic acid	*99*		*27 - 150*
2,4-Dichlorophenylacetic acid	*100*		*27 - 150*

Method: NJDEP EPH - New Jersey Extractable Petroleum Hydrocarbons

Lab Sample ID: MB 460-875443/1-A
Matrix: Solid
Analysis Batch: 875556

Client Sample ID: Method Blank
Prep Type: Total/NA
Prep Batch: 875443

Analyte	MB Result	MB Qualifier	RL	RL	Unit	D	Prepared	Analyzed	Dil Fac
Total EPH (C9-C40)	14	U	14	14	mg/Kg		11/01/22 12:34	11/02/22 07:14	1

Surrogate	*MB %Recovery*	*MB Qualifier*	*Limits*	*Prepared*	*Analyzed*	*Dil Fac*
o-Terphenyl	*76*		*40 - 140*	*11/01/22 12:34*	*11/02/22 07:14*	*1*
1-Chlorooctadecane	*74*		*40 - 140*	*11/01/22 12:34*	*11/02/22 07:14*	*1*

Lab Sample ID: LCS 460-875443/2-A
Matrix: Solid
Analysis Batch: 875556

Client Sample ID: Lab Control Sample
Prep Type: Total/NA
Prep Batch: 875443

Analyte			Spike Added	LCS Result	LCS Qualifier	Unit	D	%Rec	%Rec Limits		
Total EPH (C9-C40)			133	97.5		mg/Kg		73	40 - 140		

Method: NJDEP EPH - New Jersey Extractable Petroleum Hydrocarbons (Continued)

Lab Sample ID: LCS 460-875443/2-A
Matrix: Solid
Analysis Batch: 875556

Client Sample ID: Lab Control Sample
Prep Type: Total/NA
Prep Batch: 875443

Surrogate	LCS %Recovery	LCS Qualifier	Limits
o-Terphenyl	65		40 - 140
1-Chlorooctadecane	99		40 - 140

Lab Sample ID: LCSD 460-875443/3-A
Matrix: Solid
Analysis Batch: 875556

Client Sample ID: Lab Control Sample Dup
Prep Type: Total/NA
Prep Batch: 875443

Analyte			Spike Added	LCSD Result	LCSD Qualifier	Unit	D	%Rec	%Rec Limits	RPD	RPD Limit
Total EPH (C9-C40)			133	90.9		mg/Kg		68	40 - 140	7	25

Surrogate	LCSD %Recovery	LCSD Qualifier	Limits
o-Terphenyl	59		40 - 140
1-Chlorooctadecane	90		40 - 140

Lab Sample ID: 460-268397-C-1-B MS
Matrix: Solid
Analysis Batch: 875556

Client Sample ID: Matrix Spike
Prep Type: Total/NA
Prep Batch: 875443

Analyte	Sample Result	Sample Qualifier	Spike Added	MS Result	MS Qualifier	Unit	D	%Rec	%Rec Limits
Total EPH (C9-C40)	15	U	145	178		mg/Kg	☼	123	40 - 140

Surrogate	MS %Recovery	MS Qualifier	Limits
o-Terphenyl	69		40 - 140
1-Chlorooctadecane	84		40 - 140

Lab Sample ID: 460-268397-C-1-C MSD
Matrix: Solid
Analysis Batch: 875556

Client Sample ID: Matrix Spike Duplicate
Prep Type: Total/NA
Prep Batch: 875443

Analyte	Sample Result	Sample Qualifier	Spike Added	MSD Result	MSD Qualifier	Unit	D	%Rec	%Rec Limits	RPD	RPD Limit
Total EPH (C9-C40)	15	U	145	200		mg/Kg	☼	138	40 - 140	11	25

Surrogate	MSD %Recovery	MSD Qualifier	Limits
o-Terphenyl	76		40 - 140
1-Chlorooctadecane	94		40 - 140

Method: 6020B - Metals (ICP/MS)

Lab Sample ID: MB 460-875177/1-A
Matrix: Solid
Analysis Batch: 875804

Client Sample ID: Method Blank
Prep Type: Total/NA
Prep Batch: 875177

Analyte	MB Result	MB Qualifier	RL	MDL	Unit	D	Prepared	Analyzed	Dil Fac
Aluminum	20.0	U	20.0	5.5	mg/Kg		10/31/22 07:57	11/03/22 10:31	1
Antimony	1.0	U	1.0	0.15	mg/Kg		10/31/22 07:57	11/03/22 10:31	1
Arsenic	1.0	U	1.0	0.10	mg/Kg		10/31/22 07:57	11/03/22 10:31	1
Barium	2.0	U	2.0	0.15	mg/Kg		10/31/22 07:57	11/03/22 10:31	1
Beryllium	0.40	U	0.40	0.057	mg/Kg		10/31/22 07:57	11/03/22 10:31	1

Method: 6020B - Metals (ICP/MS) (Continued)

Lab Sample ID: MB 460-875177/1-A
Matrix: Solid
Analysis Batch: 875804

Client Sample ID: Method Blank
Prep Type: Total/NA
Prep Batch: 875177

Analyte	MB Result	MB Qualifier	RL	MDL	Unit	D	Prepared	Analyzed	Dil Fac
Cadmium	1.0	U	1.0	0.11	mg/Kg		10/31/22 07:57	11/03/22 10:31	1
Calcium	100	U	100	17.7	mg/Kg		10/31/22 07:57	11/03/22 10:31	1
Chromium	2.0	U	2.0	0.91	mg/Kg		10/31/22 07:57	11/03/22 10:31	1
Cobalt	2.0	U	2.0	0.15	mg/Kg		10/31/22 07:57	11/03/22 10:31	1
Copper	2.0	U	2.0	0.37	mg/Kg		10/31/22 07:57	11/03/22 10:31	1
Iron	60.0	U	60.0	20.2	mg/Kg		10/31/22 07:57	11/03/22 10:31	1
Lead	0.60	U	0.60	0.20	mg/Kg		10/31/22 07:57	11/03/22 10:31	1
Magnesium	100	U	100	10.2	mg/Kg		10/31/22 07:57	11/03/22 10:31	1
Manganese	4.0	U	4.0	0.40	mg/Kg		10/31/22 07:57	11/03/22 10:31	1
Nickel	2.0	U	2.0	0.47	mg/Kg		10/31/22 07:57	11/03/22 10:31	1
Potassium	100	U	100	16.2	mg/Kg		10/31/22 07:57	11/03/22 10:31	1
Selenium	1.3	U	1.3	0.13	mg/Kg		10/31/22 07:57	11/03/22 10:31	1
Silver	0.40	U	0.40	0.089	mg/Kg		10/31/22 07:57	11/03/22 10:31	1
Sodium	100	U	100	45.7	mg/Kg		10/31/22 07:57	11/03/22 10:31	1
Thallium	0.40	U	0.40	0.041	mg/Kg		10/31/22 07:57	11/03/22 10:31	1
Vanadium	2.0	U	2.0	0.21	mg/Kg		10/31/22 07:57	11/03/22 10:31	1
Zinc	8.0	U	8.0	3.1	mg/Kg		10/31/22 07:57	11/03/22 10:31	1

Lab Sample ID: LCSSRM 460-875177/2-A ^10
Matrix: Solid
Analysis Batch: 875804

Client Sample ID: Lab Control Sample
Prep Type: Total/NA
Prep Batch: 875177

Analyte	Spike Added	LCSSRM Result	LCSSRM Qualifier	Unit	D	%Rec	%Rec Limits
Aluminum	7690	7771		mg/Kg		101.0	45.3 - 154.7
Antimony	111	78.25		mg/Kg		70.5	0.7 - 205.4
Arsenic	112	126.2		mg/Kg		112.7	82.0 - 118.8
Barium	154	177.9		mg/Kg		115.5	81.8 - 118.2
Beryllium	121	135.4		mg/Kg		111.9	82.2 - 118.2
Cadmium	196	222.5		mg/Kg		113.5	82.1 - 118.4
Calcium	4590	4619		mg/Kg		100.6	81.0 - 119.2
Chromium	103	115.3		mg/Kg		112.0	80.8 - 118.4
Cobalt	46.4	51.54		mg/Kg		111.1	83.2 - 116.6
Copper	70.4	81.11		mg/Kg		115.2	83.4 - 116.6
Iron	13400	13740		mg/Kg		102.5	58.2 - 141.8
Lead	73.2	81.97		mg/Kg		112.0	82.8 - 117.3
Magnesium	2240	2316		mg/Kg		103.4	75.4 - 125.0
Manganese	373	414.0		mg/Kg		111.0	81.5 - 118.5
Nickel	249	282.9		mg/Kg		113.6	81.9 - 118.1

Method: 6020B - Metals (ICP/MS) (Continued)

Lab Sample ID: LCSSRM 460-875177/2-A ^10
Matrix: Solid
Analysis Batch: 875804

Client Sample ID: Lab Control Sample
Prep Type: Total/NA
Prep Batch: 875177

Analyte	Spike Added	LCSSRM Result	LCSSRM Qualifier	Unit	D	%Rec	%Rec Limits
Potassium	1940	2049		mg/Kg		105.6	68.0 - 131.4
Selenium	215	252.9		mg/Kg		117.6	78.1 - 121.9
Silver	78.5	81.50		mg/Kg		103.8	78.9 - 121.1
Sodium	132	1000	U	mg/Kg		88.6	71.4 - 129.5
Thallium	67.7	77.90		mg/Kg		115.1	80.1 - 120.1
Vanadium	177	197.7		mg/Kg		111.7	78.0 - 122.0
Zinc	360	369.8		mg/Kg		102.7	79.7 - 120.3

Lab Sample ID: 460-268408-4 MS
Matrix: Solid
Analysis Batch: 875804

Client Sample ID: WC-SP-02_C_20221028
Prep Type: Total/NA
Prep Batch: 875177

Analyte	Sample Result	Sample Qualifier	Spike Added	MS Result	MS Qualifier	Unit	D	%Rec	%Rec Limits
Aluminum	8250		566	7744	4	mg/Kg	☼	-89	75 - 125
Antimony	0.77	J	5.66	3.34	N	mg/Kg	☼	45	75 - 125
Arsenic	33.2		11.3	38.05	N	mg/Kg	☼	42	75 - 125
Barium	470		11.3	406.7	4	mg/Kg	☼	-558	75 - 125
Beryllium	0.68		5.66	5.71		mg/Kg	☼	89	75 - 125
Cadmium	1.1		5.66	6.61		mg/Kg	☼	97	75 - 125
Chromium	17.2		11.3	27.38		mg/Kg	☼	90	75 - 125
Cobalt	7.2		5.66	12.04		mg/Kg	☼	85	75 - 125
Copper	40.6		11.3	45.78	N	mg/Kg	☼	46	75 - 125
Iron	15000		566	16200	4	mg/Kg	☼	211	75 - 125
Lead	935		5.66	869.3	4	mg/Kg	☼	-1156	75 - 125
Magnesium	8200		566	7478	4	mg/Kg	☼	-128	75 - 125
Manganese	342		56.6	338.6	4	mg/Kg	☼	-6	75 - 125
Nickel	16.0		11.3	25.84		mg/Kg	☼	87	75 - 125
Potassium	1590		566	2015	N	mg/Kg	☼	74	75 - 125
Selenium	13.2		11.3	22.91		mg/Kg	☼	86	75 - 125
Silver	0.24	J	5.66	5.27		mg/Kg	☼	89	75 - 125
Sodium	614		566	1067		mg/Kg	☼	80	75 - 125
Thallium	0.39	J	4.53	4.72		mg/Kg	☼	95	75 - 125
Vanadium	25.9		11.3	35.79		mg/Kg	☼	88	75 - 125
Zinc	452		56.6	443.9	4	mg/Kg	☼	-14	75 - 125

Lab Sample ID: 460-268408-4 MS
Matrix: Solid
Analysis Batch: 875804

Client Sample ID: WC-SP-02_C_20221028
Prep Type: Total/NA
Prep Batch: 875177

Analyte	Sample Result	Sample Qualifier	Spike Added	MS Result	MS Qualifier	Unit	D	%Rec	%Rec Limits
Calcium	68600		566	55320	4	mg/Kg	☼	-2346	75 - 125

Method: 6020B - Metals (ICP/MS) (Continued)

Lab Sample ID: 460-268408-4 DU
Matrix: Solid
Analysis Batch: 875804

Client Sample ID: WC-SP-02_C_20221028
Prep Type: Total/NA
Prep Batch: 875177

Analyte	Sample Result	Sample Qualifier		DU Result	DU Qualifier	Unit	D			RPD	RPD Limit
Aluminum	8250			8429		mg/Kg	☼			2	20
Antimony	0.77	J		0.827	J	mg/Kg	☼			7	20
Arsenic	33.2			29.70		mg/Kg	☼			11	20
Barium	470			686.2	*	mg/Kg	☼			37	20
Beryllium	0.68			0.636		mg/Kg	☼			7	20
Cadmium	1.1			1.12		mg/Kg	☼			0.7	20
Chromium	17.2			18.12		mg/Kg	☼			5	20
Cobalt	7.2			7.35		mg/Kg	☼			1	20
Copper	40.6			43.14		mg/Kg	☼			6	20
Iron	15000			15520		mg/Kg	☼			3	20
Lead	935			992.3		mg/Kg	☼			6	20
Magnesium	8200			8285		mg/Kg	☼			1	20
Manganese	342			324.5		mg/Kg	☼			5	20
Nickel	16.0			16.18		mg/Kg	☼			1	20
Potassium	1590			1687		mg/Kg	☼			6	20
Selenium	13.2			12.04		mg/Kg	☼			9	20
Silver	0.24	J		0.239	J	mg/Kg	☼			2	20
Sodium	614			606.9		mg/Kg	☼			1	20
Thallium	0.39	J		0.396	J	mg/Kg	☼			0.9	20
Vanadium	25.9			28.30		mg/Kg	☼			9	20
Zinc	452			426.0		mg/Kg	☼			6	20

Lab Sample ID: 460-268408-4 DU
Matrix: Solid
Analysis Batch: 875804

Client Sample ID: WC-SP-02_C_20221028
Prep Type: Total/NA
Prep Batch: 875177

Analyte	Sample Result	Sample Qualifier		DU Result	DU Qualifier	Unit	D			RPD	RPD Limit
Calcium	68600			70940		mg/Kg	☼			3	20

Lab Sample ID: MB 460-875442/1-A
Matrix: Solid
Analysis Batch: 875421

Client Sample ID: Method Blank
Prep Type: Total/NA
Prep Batch: 875442

Analyte	MB Result	MB Qualifier	RL	MDL	Unit	D	Prepared	Analyzed	Dil Fac
Arsenic	2.0	U	2.0	0.89	ug/L		11/01/22 12:33	11/01/22 15:30	1
Barium	4.0	U	4.0	0.91	ug/L		11/01/22 12:33	11/01/22 15:30	1
Cadmium	2.0	U	2.0	0.39	ug/L		11/01/22 12:33	11/01/22 15:30	1
Chromium	4.0	U	4.0	2.5	ug/L		11/01/22 12:33	11/01/22 15:30	1
Copper	4.0	U	4.0	2.5	ug/L		11/01/22 12:33	11/01/22 15:30	1
Lead	1.2	U	1.2	0.84	ug/L		11/01/22 12:33	11/01/22 15:30	1
Nickel	4.0	U	4.0	0.91	ug/L		11/01/22 12:33	11/01/22 15:30	1
Selenium	2.5	U	2.5	0.59	ug/L		11/01/22 12:33	11/01/22 15:30	1
Silver	2.0	U	2.0	0.29	ug/L		11/01/22 12:33	11/01/22 15:30	1
Zinc	16.0	U	16.0	6.5	ug/L		11/01/22 12:33	11/01/22 15:30	1

Method: 6020B - Metals (ICP/MS) (Continued)

Lab Sample ID: LCS 460-875442/2-A ^10
Matrix: Solid
Analysis Batch: 875421

Client Sample ID: Lab Control Sample
Prep Type: Total/NA
Prep Batch: 875442

Analyte	Spike Added	LCS Result	LCS Qualifier	Unit	D	%Rec	%Rec Limits
Arsenic	5000	5599		ug/L		112	80 - 120
Barium	10000	11410		ug/L		114	80 - 120
Cadmium	1000	1134		ug/L		113	80 - 120
Chromium	5000	5596		ug/L		112	80 - 120
Copper	1000	1143		ug/L		114	80 - 120
Lead	5000	5756		ug/L		115	80 - 120
Nickel	1000	1146		ug/L		115	80 - 120
Selenium	1000	1121		ug/L		112	80 - 120
Silver	500	540.4		ug/L		108	80 - 120
Zinc	1000	1120		ug/L		112	80 - 120

Lab Sample ID: LB 460-875277/1-B ^10
Matrix: Solid
Analysis Batch: 875421

Client Sample ID: Method Blank
Prep Type: TCLP
Prep Batch: 875442

Analyte	LB Result	LB Qualifier	RL	MDL	Unit	D	Prepared	Analyzed	Dil Fac
Arsenic	20.0	U	20.0	8.9	ug/L		11/01/22 12:33	11/01/22 15:33	10
Barium	40.0	U	40.0	9.1	ug/L		11/01/22 12:33	11/01/22 15:33	10
Cadmium	20.0	U	20.0	3.9	ug/L		11/01/22 12:33	11/01/22 15:33	10
Chromium	40.0	U	40.0	25.0	ug/L		11/01/22 12:33	11/01/22 15:33	10
Copper	40.0	U	40.0	24.5	ug/L		11/01/22 12:33	11/01/22 15:33	10
Lead	12.0	U	12.0	8.4	ug/L		11/01/22 12:33	11/01/22 15:33	10
Nickel	15.44	J	40.0	9.1	ug/L		11/01/22 12:33	11/01/22 15:33	10
Selenium	25.0	U	25.0	5.9	ug/L		11/01/22 12:33	11/01/22 15:33	10
Silver	20.0	U	20.0	2.9	ug/L		11/01/22 12:33	11/01/22 15:33	10
Zinc	160	U	160	65.2	ug/L		11/01/22 12:33	11/01/22 15:33	10

Lab Sample ID: 460-268408-2 MS
Matrix: Solid
Analysis Batch: 875421

Client Sample ID: WC-SP-01_C_20221028
Prep Type: TCLP
Prep Batch: 875442

Analyte	Sample Result	Sample Qualifier	Spike Added	MS Result	MS Qualifier	Unit	D	%Rec	%Rec Limits
Arsenic	20.0	U	5000	5522		ug/L		110	75 - 125
Barium	613		10000	11750		ug/L		111	75 - 125
Cadmium	20.0	U	1000	1120		ug/L		112	75 - 125
Chromium	40.0	U	5000	5435		ug/L		109	75 - 125
Copper	24.9	J	1000	1131		ug/L		111	75 - 125
Lead	76.0		5000	5643		ug/L		111	75 - 125
Nickel	12.1	J B	1000	1120		ug/L		111	75 - 125
Selenium	25.0	U	1000	1107		ug/L		111	75 - 125
Silver	20.0	U	500	521.6		ug/L		104	75 - 125
Zinc	514		1000	1628		ug/L		111	75 - 125

Lab Sample ID: 460-268408-2 DU
Matrix: Solid
Analysis Batch: 875421

Client Sample ID: WC-SP-01_C_20221028
Prep Type: TCLP
Prep Batch: 875442

Analyte	Sample Result	Sample Qualifier	DU Result	DU Qualifier	Unit	D	RPD	RPD Limit
Arsenic	20.0	U	20.0	U	ug/L		NC	20

Method: 6020B - Metals (ICP/MS) (Continued)

Lab Sample ID: 460-268408-2 DU
Matrix: Solid
Analysis Batch: 875421

Client Sample ID: WC-SP-01_C_20221028
Prep Type: TCLP
Prep Batch: 875442

Analyte	Sample Result	Sample Qualifier		DU Result	DU Qualifier	Unit	D			RPD	RPD Limit
Barium	613			562.7		ug/L				9	20
Cadmium	20.0	U		20.0	U	ug/L				NC	20
Chromium	40.0	U		40.0	U	ug/L				NC	20
Copper	24.9	J		40.0	U	ug/L				NC	20
Lead	76.0			70.77		ug/L				7	20
Nickel	12.1	J B		12.63	J	ug/L				4	20
Selenium	25.0	U		25.0	U	ug/L				NC	20
Silver	20.0	U		20.0	U	ug/L				NC	20
Zinc	514			470.0		ug/L				9	20

Method: 7470A - Mercury (CVAA)

Lab Sample ID: MB 460-875466/1-A
Matrix: Solid
Analysis Batch: 875481

Client Sample ID: Method Blank
Prep Type: Total/NA
Prep Batch: 875466

Analyte	MB Result	MB Qualifier	RL	MDL	Unit	D	Prepared	Analyzed	Dil Fac
Mercury	0.20	U	0.20	0.091	ug/L		11/01/22 15:34	11/01/22 16:01	1

Lab Sample ID: MB 460-875825/1-A
Matrix: Solid
Analysis Batch: 875874

Client Sample ID: Method Blank
Prep Type: Total/NA
Prep Batch: 875825

Analyte	MB Result	MB Qualifier	RL	MDL	Unit	D	Prepared	Analyzed	Dil Fac
Mercury	0.20	U	0.20	0.091	ug/L		11/03/22 12:13	11/03/22 15:49	1

Lab Sample ID: LCS 460-875825/2-A
Matrix: Solid
Analysis Batch: 875874

Client Sample ID: Lab Control Sample
Prep Type: Total/NA
Prep Batch: 875825

Analyte			Spike Added	LCS Result	LCS Qualifier	Unit	D	%Rec	%Rec Limits		
Mercury			5.00	4.96		ug/L		99	80 - 120		

Lab Sample ID: LB 460-875277/1-C
Matrix: Solid
Analysis Batch: 875481

Client Sample ID: Method Blank
Prep Type: TCLP
Prep Batch: 875466

Analyte	LB Result	LB Qualifier	RL	MDL	Unit	D	Prepared	Analyzed	Dil Fac
Mercury	0.20	U	0.20	0.091	ug/L		11/01/22 15:34	11/01/22 16:46	1

Lab Sample ID: 460-268408-4 MS
Matrix: Solid
Analysis Batch: 875874

Client Sample ID: WC-SP-02_C_20221028
Prep Type: TCLP
Prep Batch: 875825

Analyte	Sample Result	Sample Qualifier	Spike Added	MS Result	MS Qualifier	Unit	D	%Rec	%Rec Limits		
Mercury	0.20	U	5.00	4.99		ug/L		100	75 - 125		

Method: 7470A - Mercury (CVAA) (Continued)

Lab Sample ID: 460-268408-4 DU
Matrix: Solid
Analysis Batch: 875874

Client Sample ID: WC-SP-02_C_20221028
Prep Type: TCLP
Prep Batch: 875825

Analyte	Sample Result	Sample Qualifier		DU Result	DU Qualifier	Unit	D			RPD	RPD Limit
Mercury	0.20	U		0.20	U	ug/L				NC	20

Method: 7471B - Mercury (CVAA)

Lab Sample ID: MB 460-875530/10-A
Matrix: Solid
Analysis Batch: 875573

Client Sample ID: Method Blank
Prep Type: Total/NA
Prep Batch: 875530

Analyte	MB Result	MB Qualifier	RL	MDL	Unit	D	Prepared	Analyzed	Dil Fac
Mercury	0.017	U	0.017	0.0080	mg/Kg		11/02/22 00:12	11/02/22 03:38	1

Lab Sample ID: LCSSRM 460-875530/11-A ^40
Matrix: Solid
Analysis Batch: 875573

Client Sample ID: Lab Control Sample
Prep Type: Total/NA
Prep Batch: 875530

Analyte			Spike Added	LCSSRM Result	LCSSRM Qualifier	Unit	D	%Rec	%Rec Limits		
Mercury			13.2	16.49		mg/Kg		124.9	58.0 - 142.4		

Lab Sample ID: 460-268405-E-4-A MS
Matrix: Solid
Analysis Batch: 875573

Client Sample ID: Matrix Spike
Prep Type: Total/NA
Prep Batch: 875530

Analyte	Sample Result	Sample Qualifier	Spike Added	MS Result	MS Qualifier	Unit	D	%Rec	%Rec Limits		
Mercury	0.013	J	0.0864	0.105		mg/Kg	☼	107	80 - 120		

Lab Sample ID: 460-268405-F-4-J MSD
Matrix: Solid
Analysis Batch: 875573

Client Sample ID: Matrix Spike Duplicate
Prep Type: Total/NA
Prep Batch: 875530

Analyte	Sample Result	Sample Qualifier	Spike Added	MSD Result	MSD Qualifier	Unit	D	%Rec	%Rec Limits	RPD	RPD Limit
Mercury	0.013	J	0.0864	0.105		mg/Kg	☼	107	80 - 120	0	20

Lab Sample ID: 460-268405-F-4-I DU
Matrix: Solid
Analysis Batch: 875573

Client Sample ID: Duplicate
Prep Type: Total/NA
Prep Batch: 875530

Analyte	Sample Result	Sample Qualifier		DU Result	DU Qualifier	Unit	D			RPD	RPD Limit
Mercury	0.013	J		0.0173	J	mg/Kg	☼			28	20

Method: 1030 - Ignitability, Solids

Lab Sample ID: 460-268119-C-1 DU
Matrix: Solid
Analysis Batch: 875650

Client Sample ID: Duplicate
Prep Type: Total/NA

Analyte	Sample Result	Sample Qualifier		DU Result	DU Qualifier	Unit	D			RPD	RPD Limit
Burn Rate	2.20	U		2.20	U	mm/sec				NC	10

Method: 7196A - Chromium, Hexavalent

Lab Sample ID: MB 460-875591/1-A
Matrix: Solid
Analysis Batch: 875633

Client Sample ID: Method Blank
Prep Type: Total/NA
Prep Batch: 875591

Analyte	MB Result	MB Qualifier	RL	MDL	Unit	D	Prepared	Analyzed	Dil Fac
Cr (VI)	2.0	U	2.0	0.85	mg/Kg		11/02/22 08:20	11/02/22 11:25	1

Lab Sample ID: LCSI 460-875591/3-A
Matrix: Solid
Analysis Batch: 875633

Client Sample ID: Lab Control Sample
Prep Type: Total/NA
Prep Batch: 875591

Analyte	Spike Added	LCSI Result	LCSI Qualifier	Unit	D	%Rec	%Rec Limits
Cr (VI)	708	671.7		mg/Kg		95	80 - 120

Lab Sample ID: LCSSRM 460-875591/2-A
Matrix: Solid
Analysis Batch: 875633

Client Sample ID: Lab Control Sample
Prep Type: Total/NA
Prep Batch: 875591

Analyte	Spike Added	LCSSRM Result	LCSSRM Qualifier	Unit	D	%Rec	%Rec Limits
Cr (VI)	15.9	14.76		mg/Kg		92.9	84.1 - 114.4

Lab Sample ID: 460-268322-F-2-J MSS
Matrix: Solid
Analysis Batch: 875633

Client Sample ID: Matrix Spike
Prep Type: Total/NA
Prep Batch: 875591

Analyte	Sample Result	Sample Qualifier	Spike Added	MSS Result	MSS Qualifier	Unit	D	%Rec	%Rec Limits
Cr (VI)	2.1	U	42.5	33.93		mg/Kg	☼	80	75 - 125

Lab Sample ID: 460-268322-F-2-K MSI
Matrix: Solid
Analysis Batch: 875633

Client Sample ID: Matrix Spike
Prep Type: Total/NA
Prep Batch: 875591

Analyte	Sample Result	Sample Qualifier	Spike Added	MSI Result	MSI Qualifier	Unit	D	%Rec	%Rec Limits
Cr (VI)	2.1	U	752	744.8		mg/Kg	☼	99	75 - 125

Lab Sample ID: 460-268322-F-2-I DU
Matrix: Solid
Analysis Batch: 875633

Client Sample ID: Duplicate
Prep Type: Total/NA
Prep Batch: 875591

Analyte	Sample Result	Sample Qualifier	DU Result	DU Qualifier	Unit	D	RPD	RPD Limit
Cr (VI)	2.1	U	2.1	U	mg/Kg	☼	NC	20

Method: 9012B - Cyanide, Total andor Amenable

Lab Sample ID: MB 460-875698/2-A
Matrix: Solid
Analysis Batch: 875714

Client Sample ID: Method Blank
Prep Type: Total/NA
Prep Batch: 875698

Analyte	MB Result	MB Qualifier	RL	MDL	Unit	D	Prepared	Analyzed	Dil Fac
Cyanide, Total	0.24	U	0.24	0.13	mg/Kg		11/02/22 20:28	11/02/22 23:39	1

Method: 9012B - Cyanide, Total andor Amenable (Continued)

Lab Sample ID: MRL 460-875698/1-A
Matrix: Solid
Analysis Batch: 875714

Client Sample ID: Lab Control Sample
Prep Type: Total/NA
Prep Batch: 875698

Analyte	Spike Added	MRL Result	MRL Qualifier	Unit	D	%Rec	%Rec Limits
Cyanide, Total	0.0100	0.0107		mg/L		107	50 - 150

Lab Sample ID: MB 460-875699/1-A
Matrix: Solid
Analysis Batch: 875714

Client Sample ID: Method Blank
Prep Type: Total/NA
Prep Batch: 875699

Analyte	MB Result	MB Qualifier	RL	MDL	Unit	D	Prepared	Analyzed	Dil Fac
Cyanide, Total	0.24	U	0.24	0.13	mg/Kg		11/02/22 20:31	11/03/22 00:09	1

Lab Sample ID: LCSSRM 460-875699/2-A ^20
Matrix: Solid
Analysis Batch: 875714

Client Sample ID: Lab Control Sample
Prep Type: Total/NA
Prep Batch: 875699

Analyte	Spike Added	LCSSRM Result	LCSSRM Qualifier	Unit	D	%Rec	%Rec Limits
Cyanide, Total	115	70.08		mg/Kg		60.9	25.6 - 125.2

Lab Sample ID: 460-268408-2 MS
Matrix: Solid
Analysis Batch: 875714

Client Sample ID: WC-SP-01_C_20221028
Prep Type: Total/NA
Prep Batch: 875699

Analyte	Sample Result	Sample Qualifier	Spike Added	MS Result	MS Qualifier	Unit	D	%Rec	%Rec Limits
Cyanide, Total	1.7		5.66	7.64		mg/Kg	☼	104	26 - 120

Lab Sample ID: 460-268408-2 MSD
Matrix: Solid
Analysis Batch: 875714

Client Sample ID: WC-SP-01_C_20221028
Prep Type: Total/NA
Prep Batch: 875699

Analyte	Sample Result	Sample Qualifier	Spike Added	MSD Result	MSD Qualifier	Unit	D	%Rec	%Rec Limits	RPD	RPD Limit
Cyanide, Total	1.7		5.66	7.95		mg/Kg	☼	110	26 - 120	4	40

Method: 9014 - Cyanide, Reactive

Lab Sample ID: MB 460-875671/1-A
Matrix: Solid
Analysis Batch: 875680

Client Sample ID: Method Blank
Prep Type: Total/NA
Prep Batch: 875671

Analyte	MB Result	MB Qualifier	RL	RL	Unit	D	Prepared	Analyzed	Dil Fac
Cyanide, Reactive	25.0	U	25.0	25.0	mg/Kg		11/02/22 10:00	11/02/22 14:30	1

Lab Sample ID: LCS 460-875671/2-A
Matrix: Solid
Analysis Batch: 875680

Client Sample ID: Lab Control Sample
Prep Type: Total/NA
Prep Batch: 875671

Analyte	Spike Added	LCS Result	LCS Qualifier	Unit	D	%Rec	%Rec Limits
Cyanide, Reactive	40.0	25.0	U	mg/Kg		12	10 - 100

Method: 9014 - Cyanide, Reactive (Continued)

Lab Sample ID: 460-268303-O-1-H DU
Matrix: Solid
Analysis Batch: 875680

Client Sample ID: Duplicate
Prep Type: Total/NA
Prep Batch: 875671

Analyte	Sample Result	Sample Qualifier	DU Result	DU Qualifier	Unit	D	RPD	RPD Limit
Cyanide, Reactive	25.0	U	25.0	U	mg/Kg		NC	10

Method: 9034 - Sulfide, Reactive

Lab Sample ID: MB 460-875668/1-A
Matrix: Solid
Analysis Batch: 875679

Client Sample ID: Method Blank
Prep Type: Total/NA
Prep Batch: 875668

Analyte	MB Result	MB Qualifier	RL	RL	Unit	D	Prepared	Analyzed	Dil Fac
Sulfide, Reactive	20.0	U	20.0	20.0	mg/Kg		11/02/22 10:00	11/02/22 14:30	1

Lab Sample ID: LCSSRM 460-875668/3-A
Matrix: Solid
Analysis Batch: 875679

Client Sample ID: Lab Control Sample
Prep Type: Total/NA
Prep Batch: 875668

Analyte	Spike Added	LCSSRM Result	LCSSRM Qualifier	Unit	D	%Rec	%Rec Limits
Sulfide, Reactive	70.9	80.15		mg/Kg		113.0	46.7 - 142.5

Lab Sample ID: 460-268303-O-1-D MS
Matrix: Solid
Analysis Batch: 875679

Client Sample ID: Matrix Spike
Prep Type: Total/NA
Prep Batch: 875668

Analyte	Sample Result	Sample Qualifier	Spike Added	MS Result	MS Qualifier	Unit	D	%Rec	%Rec Limits
Sulfide, Reactive	20.0	U	369	328.6		mg/Kg		89	64 - 136

Lab Sample ID: 460-268303-O-1-E MSD
Matrix: Solid
Analysis Batch: 875679

Client Sample ID: Matrix Spike Duplicate
Prep Type: Total/NA
Prep Batch: 875668

Analyte	Sample Result	Sample Qualifier	Spike Added	MSD Result	MSD Qualifier	Unit	D	%Rec	%Rec Limits	RPD	RPD Limit
Sulfide, Reactive	20.0	U	369	312.6		mg/Kg		85	64 - 136	5	10

Method: 9045D - pH

Lab Sample ID: MB 460-875835/2
Matrix: Solid
Analysis Batch: 875835

Client Sample ID: Method Blank
Prep Type: Total/NA

Analyte	MB Result	MB Qualifier	NONE	NONE	Unit	D	Prepared	Analyzed	Dil Fac
pH	6.0				SU			11/03/22 12:17	1
Temperature	22.4				Degrees C			11/03/22 12:17	1
Corrosivity	6.4				SU			11/03/22 12:17	1

Lab Sample ID: LCSSRM 460-875835/3
Matrix: Solid
Analysis Batch: 875835

Client Sample ID: Lab Control Sample
Prep Type: Total/NA

Analyte	Spike Added	LCSSRM Result	LCSSRM Qualifier	Unit	D	%Rec	%Rec Limits
pH	6.27	6.3		SU		101.0	96.8 - 103.2

Method: 9045D - pH (Continued)

Lab Sample ID: LCSSRM 460-875835/3
Matrix: Solid
Analysis Batch: 875835

Client Sample ID: Lab Control Sample
Prep Type: Total/NA

Analyte			Spike Added	LCSSRM Result	LCSSRM Qualifier	Unit	D	%Rec	%Rec Limits		
Corrosivity			6.27	6.3		SU		101.0	96.8 - 103.2		

Lab Sample ID: 460-268373-F-1 DU
Matrix: Solid
Analysis Batch: 875835

Client Sample ID: Duplicate
Prep Type: Total/NA

Analyte	Sample Result	Sample Qualifier		DU Result	DU Qualifier	Unit	D			RPD	RPD Limit
pH	7.5			7.5		SU				0.4	10
Temperature	22.5			22.5		Degrees C				0	10
Corrosivity	7.5			7.5		SU				0.4	10

Method: 9095B - Paint Filter

Lab Sample ID: 460-268319-A-6 DU
Matrix: Solid
Analysis Batch: 875455

Client Sample ID: Duplicate
Prep Type: Total/NA

Analyte	Sample Result	Sample Qualifier		DU Result	DU Qualifier	Unit	D			RPD	RPD Limit
Free Liquid	0.500	U		0.500	U	mL/100g				NC	10

Method: Moisture - Percent Moisture

Lab Sample ID: 460-268340-A-24 DU
Matrix: Solid
Analysis Batch: 874887

Client Sample ID: Duplicate
Prep Type: Total/NA

Analyte	Sample Result	Sample Qualifier		DU Result	DU Qualifier	Unit	D			RPD	RPD Limit
Percent Moisture	27.8			34.9	*	%				23	20
Percent Solids	72.2			65.1		%				10	20

GC/MS VOA

Prep Batch: 875053

Lab Sample ID	Client Sample ID	Prep Type	Matrix	Method	Prep Batch
460-268408-2	WC-SP-01_C_20221028	Total/NA	Solid	5035	
460-268408-4	WC-SP-02_C_20221028	Total/NA	Solid	5035	
LB3 460-875053/1-A	Method Blank	Total/NA	Solid	5035	

Prep Batch: 875090

Lab Sample ID	Client Sample ID	Prep Type	Matrix	Method	Prep Batch
460-268408-3	WC-SP-02_G_20221028	Total/NA	Solid	5035	

Prep Batch: 875091

Lab Sample ID	Client Sample ID	Prep Type	Matrix	Method	Prep Batch
460-268408-1	WC-SP-01_G_20221028	Total/NA	Solid	5035	

Analysis Batch: 875369

Lab Sample ID	Client Sample ID	Prep Type	Matrix	Method	Prep Batch
LB3 460-875053/1-A	Method Blank	Total/NA	Solid	8260D	875053
MB 460-875369/8	Method Blank	Total/NA	Solid	8260D	
LCS 460-875369/3	Lab Control Sample	Total/NA	Solid	8260D	
LCSD 460-875369/4	Lab Control Sample Dup	Total/NA	Solid	8260D	

Analysis Batch: 875459

Lab Sample ID	Client Sample ID	Prep Type	Matrix	Method	Prep Batch
460-268408-4	WC-SP-02_C_20221028	Total/NA	Solid	8260D	875053
MB 460-875459/9	Method Blank	Total/NA	Solid	8260D	
LCS 460-875459/3	Lab Control Sample	Total/NA	Solid	8260D	
LCSD 460-875459/4	Lab Control Sample Dup	Total/NA	Solid	8260D	

Analysis Batch: 875575

Lab Sample ID	Client Sample ID	Prep Type	Matrix	Method	Prep Batch
460-268408-2	WC-SP-01_C_20221028	Total/NA	Solid	8260D	875053
MB 460-875575/8	Method Blank	Total/NA	Solid	8260D	
LCS 460-875575/14	Lab Control Sample	Total/NA	Solid	8260D	
LCSD 460-875575/15	Lab Control Sample Dup	Total/NA	Solid	8260D	

Analysis Batch: 875576

Lab Sample ID	Client Sample ID	Prep Type	Matrix	Method	Prep Batch
460-268408-3	WC-SP-02_G_20221028	Total/NA	Solid	8260D	875090
MB 460-875576/9	Method Blank	Total/NA	Solid	8260D	
LCS 460-875576/3	Lab Control Sample	Total/NA	Solid	8260D	
LCSD 460-875576/4	Lab Control Sample Dup	Total/NA	Solid	8260D	

Analysis Batch: 875735

Lab Sample ID	Client Sample ID	Prep Type	Matrix	Method	Prep Batch
460-268408-1	WC-SP-01_G_20221028	Total/NA	Solid	8260D	875091
MB 460-875735/8	Method Blank	Total/NA	Solid	8260D	
LCS 460-875735/3	Lab Control Sample	Total/NA	Solid	8260D	
LCSD 460-875735/4	Lab Control Sample Dup	Total/NA	Solid	8260D	

GC/MS Semi VOA

Prep Batch: 875093

Lab Sample ID	Client Sample ID	Prep Type	Matrix	Method	Prep Batch
460-268408-2	WC-SP-01_C_20221028	Total/NA	Solid	3546	
460-268408-4	WC-SP-02_C_20221028	Total/NA	Solid	3546	
MB 460-875093/1-A	Method Blank	Total/NA	Solid	3546	
LCS 460-875093/2-A	Lab Control Sample	Total/NA	Solid	3546	
LCSD 460-875093/3-A	Lab Control Sample Dup	Total/NA	Solid	3546	
460-268406-J-4-G MS	Matrix Spike	Total/NA	Solid	3546	
460-268406-J-4-H MSD	Matrix Spike Duplicate	Total/NA	Solid	3546	

Analysis Batch: 875163

Lab Sample ID	Client Sample ID	Prep Type	Matrix	Method	Prep Batch
460-268408-2	WC-SP-01_C_20221028	Total/NA	Solid	8270E	875093
460-268408-4	WC-SP-02_C_20221028	Total/NA	Solid	8270E	875093
MB 460-875093/1-A	Method Blank	Total/NA	Solid	8270E	875093
LCS 460-875093/2-A	Lab Control Sample	Total/NA	Solid	8270E	875093
LCSD 460-875093/3-A	Lab Control Sample Dup	Total/NA	Solid	8270E	875093
460-268406-J-4-G MS	Matrix Spike	Total/NA	Solid	8270E	875093
460-268406-J-4-H MSD	Matrix Spike Duplicate	Total/NA	Solid	8270E	875093

GC VOA

Prep Batch: 875051

Lab Sample ID	Client Sample ID	Prep Type	Matrix	Method	Prep Batch
460-268408-2	WC-SP-01_C_20221028	Total/NA	Solid	5035	
460-268408-4	WC-SP-02_C_20221028	Total/NA	Solid	5035	

Analysis Batch: 875193

Lab Sample ID	Client Sample ID	Prep Type	Matrix	Method	Prep Batch
460-268408-2	WC-SP-01_C_20221028	Total/NA	Solid	8015D	875051
460-268408-4	WC-SP-02_C_20221028	Total/NA	Solid	8015D	875051
MB 460-875193/4	Method Blank	Total/NA	Solid	8015D	
LCS 460-875193/2	Lab Control Sample	Total/NA	Solid	8015D	
LCSD 460-875193/3	Lab Control Sample Dup	Total/NA	Solid	8015D	

GC Semi VOA

Prep Batch: 874970

Lab Sample ID	Client Sample ID	Prep Type	Matrix	Method	Prep Batch
460-268408-2	WC-SP-01_C_20221028	Total/NA	Solid	3546	
460-268408-4	WC-SP-02_C_20221028	Total/NA	Solid	3546	
MB 460-874970/1-A	Method Blank	Total/NA	Solid	3546	
LCS 460-874970/2-A	Lab Control Sample	Total/NA	Solid	3546	
LCSD 460-874970/3-A	Lab Control Sample Dup	Total/NA	Solid	3546	
460-268322-E-2-A MS	Matrix Spike	Total/NA	Solid	3546	
460-268322-E-2-B MSD	Matrix Spike Duplicate	Total/NA	Solid	3546	

Prep Batch: 874979

Lab Sample ID	Client Sample ID	Prep Type	Matrix	Method	Prep Batch
460-268408-2	WC-SP-01_C_20221028	Total/NA	Solid	3546	
460-268408-4	WC-SP-02_C_20221028	Total/NA	Solid	3546	
MB 460-874979/1-A	Method Blank	Total/NA	Solid	3546	
LCS 460-874979/2-A	Lab Control Sample	Total/NA	Solid	3546	
LCSD 460-874979/3-A	Lab Control Sample Dup	Total/NA	Solid	3546	

GC Semi VOA (Continued)

Prep Batch: 874979 (Continued)

Lab Sample ID	Client Sample ID	Prep Type	Matrix	Method	Prep Batch
460-268322-E-2-D MS	Matrix Spike	Total/NA	Solid	3546	
460-268322-E-2-E MSD	Matrix Spike Duplicate	Total/NA	Solid	3546	

Analysis Batch: 875080

Lab Sample ID	Client Sample ID	Prep Type	Matrix	Method	Prep Batch
MB 460-874970/1-A	Method Blank	Total/NA	Solid	8082A	874970
LCS 460-874970/2-A	Lab Control Sample	Total/NA	Solid	8082A	874970
LCSD 460-874970/3-A	Lab Control Sample Dup	Total/NA	Solid	8082A	874970
460-268322-E-2-A MS	Matrix Spike	Total/NA	Solid	8082A	874970
460-268322-E-2-B MSD	Matrix Spike Duplicate	Total/NA	Solid	8082A	874970

Analysis Batch: 875084

Lab Sample ID	Client Sample ID	Prep Type	Matrix	Method	Prep Batch
MB 460-874979/1-A	Method Blank	Total/NA	Solid	8081B	874979
460-268322-E-2-D MS	Matrix Spike	Total/NA	Solid	8081B	874979
460-268322-E-2-E MSD	Matrix Spike Duplicate	Total/NA	Solid	8081B	874979

Analysis Batch: 875129

Lab Sample ID	Client Sample ID	Prep Type	Matrix	Method	Prep Batch
LCS 460-874979/2-A	Lab Control Sample	Total/NA	Solid	8081B	874979
LCSD 460-874979/3-A	Lab Control Sample Dup	Total/NA	Solid	8081B	874979

Analysis Batch: 875132

Lab Sample ID	Client Sample ID	Prep Type	Matrix	Method	Prep Batch
460-268408-2	WC-SP-01_C_20221028	Total/NA	Solid	8081B	874979
460-268408-4	WC-SP-02_C_20221028	Total/NA	Solid	8081B	874979

Analysis Batch: 875136

Lab Sample ID	Client Sample ID	Prep Type	Matrix	Method	Prep Batch
460-268408-2	WC-SP-01_C_20221028	Total/NA	Solid	8082A	874970
460-268408-4	WC-SP-02_C_20221028	Total/NA	Solid	8082A	874970

Prep Batch: 875355

Lab Sample ID	Client Sample ID	Prep Type	Matrix	Method	Prep Batch
460-268408-2	WC-SP-01_C_20221028	Total/NA	Solid	8151A	
460-268408-4	WC-SP-02_C_20221028	Total/NA	Solid	8151A	
MB 460-875355/1-A	Method Blank	Total/NA	Solid	8151A	
LCS 460-875355/2-A	Lab Control Sample	Total/NA	Solid	8151A	
LCSD 460-875355/3-A	Lab Control Sample Dup	Total/NA	Solid	8151A	

Analysis Batch: 875396

Lab Sample ID	Client Sample ID	Prep Type	Matrix	Method	Prep Batch
MB 460-875355/1-A	Method Blank	Total/NA	Solid	8151A	875355
LCS 460-875355/2-A	Lab Control Sample	Total/NA	Solid	8151A	875355
LCSD 460-875355/3-A	Lab Control Sample Dup	Total/NA	Solid	8151A	875355

Prep Batch: 875443

Lab Sample ID	Client Sample ID	Prep Type	Matrix	Method	Prep Batch
460-268408-2	WC-SP-01_C_20221028	Total/NA	Solid	3546	
460-268408-4	WC-SP-02_C_20221028	Total/NA	Solid	3546	
MB 460-875443/1-A	Method Blank	Total/NA	Solid	3546	

GC Semi VOA (Continued)

Prep Batch: 875443 (Continued)

Lab Sample ID	Client Sample ID	Prep Type	Matrix	Method	Prep Batch
LCS 460-875443/2-A	Lab Control Sample	Total/NA	Solid	3546	
LCSD 460-875443/3-A	Lab Control Sample Dup	Total/NA	Solid	3546	
460-268397-C-1-B MS	Matrix Spike	Total/NA	Solid	3546	
460-268397-C-1-C MSD	Matrix Spike Duplicate	Total/NA	Solid	3546	

Analysis Batch: 875556

Lab Sample ID	Client Sample ID	Prep Type	Matrix	Method	Prep Batch
460-268408-2	WC-SP-01_C_20221028	Total/NA	Solid	NJDEP EPH	875443
460-268408-4	WC-SP-02_C_20221028	Total/NA	Solid	NJDEP EPH	875443
MB 460-875443/1-A	Method Blank	Total/NA	Solid	NJDEP EPH	875443
LCS 460-875443/2-A	Lab Control Sample	Total/NA	Solid	NJDEP EPH	875443
LCSD 460-875443/3-A	Lab Control Sample Dup	Total/NA	Solid	NJDEP EPH	875443
460-268397-C-1-B MS	Matrix Spike	Total/NA	Solid	NJDEP EPH	875443
460-268397-C-1-C MSD	Matrix Spike Duplicate	Total/NA	Solid	NJDEP EPH	875443

Analysis Batch: 875758

Lab Sample ID	Client Sample ID	Prep Type	Matrix	Method	Prep Batch
460-268408-2	WC-SP-01_C_20221028	Total/NA	Solid	8151A	875355
460-268408-4	WC-SP-02_C_20221028	Total/NA	Solid	8151A	875355

Prep Batch: 875795

Lab Sample ID	Client Sample ID	Prep Type	Matrix	Method	Prep Batch
460-268408-2	WC-SP-01_C_20221028	Total/NA	Solid	3546	
460-268408-4	WC-SP-02_C_20221028	Total/NA	Solid	3546	
MB 460-875795/1-A	Method Blank	Total/NA	Solid	3546	
LCS 460-875795/2-A	Lab Control Sample	Total/NA	Solid	3546	
LCSD 460-875795/3-A	Lab Control Sample Dup	Total/NA	Solid	3546	

Analysis Batch: 875844

Lab Sample ID	Client Sample ID	Prep Type	Matrix	Method	Prep Batch
MB 460-875795/1-A	Method Blank	Total/NA	Solid	8015D	875795
LCS 460-875795/2-A	Lab Control Sample	Total/NA	Solid	8015D	875795
LCSD 460-875795/3-A	Lab Control Sample Dup	Total/NA	Solid	8015D	875795

Analysis Batch: 875975

Lab Sample ID	Client Sample ID	Prep Type	Matrix	Method	Prep Batch
460-268408-2	WC-SP-01_C_20221028	Total/NA	Solid	8015D	875795
460-268408-4	WC-SP-02_C_20221028	Total/NA	Solid	8015D	875795

Metals

Prep Batch: 875177

Lab Sample ID	Client Sample ID	Prep Type	Matrix	Method	Prep Batch
460-268408-2	WC-SP-01_C_20221028	Total/NA	Solid	3050B	
460-268408-4	WC-SP-02_C_20221028	Total/NA	Solid	3050B	
MB 460-875177/1-A	Method Blank	Total/NA	Solid	3050B	
LCSSRM 460-875177/2-A ^1	Lab Control Sample	Total/NA	Solid	3050B	
460-268408-4 MS	WC-SP-02_C_20221028	Total/NA	Solid	3050B	
460-268408-4 DU	WC-SP-02_C_20221028	Total/NA	Solid	3050B	

Metals

Leach Batch: 875277

Lab Sample ID	Client Sample ID	Prep Type	Matrix	Method	Prep Batch
460-268408-2	WC-SP-01_C_20221028	TCLP	Solid	1311	
460-268408-4	WC-SP-02_C_20221028	TCLP	Solid	1311	
LB 460-875277/1-B ^10	Method Blank	TCLP	Solid	1311	
LB 460-875277/1-C	Method Blank	TCLP	Solid	1311	
460-268408-2 MS	WC-SP-01_C_20221028	TCLP	Solid	1311	
460-268408-4 MS	WC-SP-02_C_20221028	TCLP	Solid	1311	
460-268408-2 DU	WC-SP-01_C_20221028	TCLP	Solid	1311	
460-268408-4 DU	WC-SP-02_C_20221028	TCLP	Solid	1311	

Analysis Batch: 875421

Lab Sample ID	Client Sample ID	Prep Type	Matrix	Method	Prep Batch
460-268408-2	WC-SP-01_C_20221028	TCLP	Solid	6020B	875442
460-268408-4	WC-SP-02_C_20221028	TCLP	Solid	6020B	875442
LB 460-875277/1-B ^10	Method Blank	TCLP	Solid	6020B	875442
MB 460-875442/1-A	Method Blank	Total/NA	Solid	6020B	875442
LCS 460-875442/2-A ^10	Lab Control Sample	Total/NA	Solid	6020B	875442
460-268408-2 MS	WC-SP-01_C_20221028	TCLP	Solid	6020B	875442
460-268408-2 DU	WC-SP-01_C_20221028	TCLP	Solid	6020B	875442

Prep Batch: 875442

Lab Sample ID	Client Sample ID	Prep Type	Matrix	Method	Prep Batch
460-268408-2	WC-SP-01_C_20221028	TCLP	Solid	3010A	875277
460-268408-4	WC-SP-02_C_20221028	TCLP	Solid	3010A	875277
LB 460-875277/1-B ^10	Method Blank	TCLP	Solid	3010A	875277
MB 460-875442/1-A	Method Blank	Total/NA	Solid	3010A	
LCS 460-875442/2-A ^10	Lab Control Sample	Total/NA	Solid	3010A	
460-268408-2 MS	WC-SP-01_C_20221028	TCLP	Solid	3010A	875277
460-268408-2 DU	WC-SP-01_C_20221028	TCLP	Solid	3010A	875277

Prep Batch: 875466

Lab Sample ID	Client Sample ID	Prep Type	Matrix	Method	Prep Batch
LB 460-875277/1-C	Method Blank	TCLP	Solid	7470A	875277
MB 460-875466/1-A	Method Blank	Total/NA	Solid	7470A	

Analysis Batch: 875481

Lab Sample ID	Client Sample ID	Prep Type	Matrix	Method	Prep Batch
LB 460-875277/1-C	Method Blank	TCLP	Solid	7470A	875466
MB 460-875466/1-A	Method Blank	Total/NA	Solid	7470A	875466

Prep Batch: 875530

Lab Sample ID	Client Sample ID	Prep Type	Matrix	Method	Prep Batch
460-268408-2	WC-SP-01_C_20221028	Total/NA	Solid	7471B	
460-268408-4	WC-SP-02_C_20221028	Total/NA	Solid	7471B	
MB 460-875530/10-A	Method Blank	Total/NA	Solid	7471B	
LCSSRM 460-875530/11-A ^	Lab Control Sample	Total/NA	Solid	7471B	
460-268405-E-4-A MS	Matrix Spike	Total/NA	Solid	7471B	
460-268405-F-4-J MSD	Matrix Spike Duplicate	Total/NA	Solid	7471B	
460-268405-F-4-I DU	Duplicate	Total/NA	Solid	7471B	

Metals

Analysis Batch: 875573

Lab Sample ID	Client Sample ID	Prep Type	Matrix	Method	Prep Batch
460-268408-2	WC-SP-01_C_20221028	Total/NA	Solid	7471B	875530
460-268408-4	WC-SP-02_C_20221028	Total/NA	Solid	7471B	875530
MB 460-875530/10-A	Method Blank	Total/NA	Solid	7471B	875530
LCSSRM 460-875530/11-A ^	Lab Control Sample	Total/NA	Solid	7471B	875530
460-268405-E-4-A MS	Matrix Spike	Total/NA	Solid	7471B	875530
460-268405-F-4-J MSD	Matrix Spike Duplicate	Total/NA	Solid	7471B	875530
460-268405-F-4-I DU	Duplicate	Total/NA	Solid	7471B	875530

Analysis Batch: 875804

Lab Sample ID	Client Sample ID	Prep Type	Matrix	Method	Prep Batch
460-268408-2	WC-SP-01_C_20221028	Total/NA	Solid	6020B	875177
460-268408-4	WC-SP-02_C_20221028	Total/NA	Solid	6020B	875177
460-268408-4	WC-SP-02_C_20221028	Total/NA	Solid	6020B	875177
MB 460-875177/1-A	Method Blank	Total/NA	Solid	6020B	875177
LCSSRM 460-875177/2-A ^1	Lab Control Sample	Total/NA	Solid	6020B	875177
460-268408-4 MS	WC-SP-02_C_20221028	Total/NA	Solid	6020B	875177
460-268408-4 MS	WC-SP-02_C_20221028	Total/NA	Solid	6020B	875177
460-268408-4 DU	WC-SP-02_C_20221028	Total/NA	Solid	6020B	875177
460-268408-4 DU	WC-SP-02_C_20221028	Total/NA	Solid	6020B	875177

Prep Batch: 875825

Lab Sample ID	Client Sample ID	Prep Type	Matrix	Method	Prep Batch
460-268408-2	WC-SP-01_C_20221028	TCLP	Solid	7470A	875277
460-268408-4	WC-SP-02_C_20221028	TCLP	Solid	7470A	875277
MB 460-875825/1-A	Method Blank	Total/NA	Solid	7470A	
LCS 460-875825/2-A	Lab Control Sample	Total/NA	Solid	7470A	
460-268408-4 MS	WC-SP-02_C_20221028	TCLP	Solid	7470A	875277
460-268408-4 DU	WC-SP-02_C_20221028	TCLP	Solid	7470A	875277

Analysis Batch: 875874

Lab Sample ID	Client Sample ID	Prep Type	Matrix	Method	Prep Batch
460-268408-2	WC-SP-01_C_20221028	TCLP	Solid	7470A	875825
460-268408-4	WC-SP-02_C_20221028	TCLP	Solid	7470A	875825
MB 460-875825/1-A	Method Blank	Total/NA	Solid	7470A	875825
LCS 460-875825/2-A	Lab Control Sample	Total/NA	Solid	7470A	875825
460-268408-4 MS	WC-SP-02_C_20221028	TCLP	Solid	7470A	875825
460-268408-4 DU	WC-SP-02_C_20221028	TCLP	Solid	7470A	875825

General Chemistry

Analysis Batch: 874887

Lab Sample ID	Client Sample ID	Prep Type	Matrix	Method	Prep Batch
460-268408-1	WC-SP-01_G_20221028	Total/NA	Solid	Moisture	
460-268408-2	WC-SP-01_C_20221028	Total/NA	Solid	Moisture	
460-268408-3	WC-SP-02_G_20221028	Total/NA	Solid	Moisture	
460-268408-4	WC-SP-02_C_20221028	Total/NA	Solid	Moisture	
460-268405-D-4 MS	Matrix Spike	Total/NA	Solid	Moisture	
460-268405-D-4 MSD	Matrix Spike Duplicate	Total/NA	Solid	Moisture	
460-268340-A-24 DU	Duplicate	Total/NA	Solid	Moisture	

General Chemistry

Analysis Batch: 875455

Lab Sample ID	Client Sample ID	Prep Type	Matrix	Method	Prep Batch
460-268408-4	WC-SP-02_C_20221028	Total/NA	Solid	9095B	
460-268319-A-6 DU	Duplicate	Total/NA	Solid	9095B	

Prep Batch: 875591

Lab Sample ID	Client Sample ID	Prep Type	Matrix	Method	Prep Batch
460-268408-2	WC-SP-01_C_20221028	Total/NA	Solid	3060A	
460-268408-4	WC-SP-02_C_20221028	Total/NA	Solid	3060A	
MB 460-875591/1-A	Method Blank	Total/NA	Solid	3060A	
LCSI 460-875591/3-A	Lab Control Sample	Total/NA	Solid	3060A	
LCSSRM 460-875591/2-A	Lab Control Sample	Total/NA	Solid	3060A	
460-268322-F-2-J MSS	Matrix Spike	Total/NA	Solid	3060A	
460-268322-F-2-K MSI	Matrix Spike	Total/NA	Solid	3060A	
460-268322-F-2-I DU	Duplicate	Total/NA	Solid	3060A	

Analysis Batch: 875633

Lab Sample ID	Client Sample ID	Prep Type	Matrix	Method	Prep Batch
460-268408-2	WC-SP-01_C_20221028	Total/NA	Solid	7196A	875591
460-268408-4	WC-SP-02_C_20221028	Total/NA	Solid	7196A	875591
MB 460-875591/1-A	Method Blank	Total/NA	Solid	7196A	875591
LCSI 460-875591/3-A	Lab Control Sample	Total/NA	Solid	7196A	875591
LCSSRM 460-875591/2-A	Lab Control Sample	Total/NA	Solid	7196A	875591
460-268322-F-2-J MSS	Matrix Spike	Total/NA	Solid	7196A	875591
460-268322-F-2-K MSI	Matrix Spike	Total/NA	Solid	7196A	875591
460-268322-F-2-I DU	Duplicate	Total/NA	Solid	7196A	875591

Analysis Batch: 875650

Lab Sample ID	Client Sample ID	Prep Type	Matrix	Method	Prep Batch
460-268408-2	WC-SP-01_C_20221028	Total/NA	Solid	1030	
460-268408-4	WC-SP-02_C_20221028	Total/NA	Solid	1030	
460-268119-C-1 DU	Duplicate	Total/NA	Solid	1030	

Prep Batch: 875668

Lab Sample ID	Client Sample ID	Prep Type	Matrix	Method	Prep Batch
460-268408-2	WC-SP-01_C_20221028	Total/NA	Solid	7.3.4	
460-268408-4	WC-SP-02_C_20221028	Total/NA	Solid	7.3.4	
MB 460-875668/1-A	Method Blank	Total/NA	Solid	7.3.4	
LCSSRM 460-875668/3-A	Lab Control Sample	Total/NA	Solid	7.3.4	
460-268303-O-1-D MS	Matrix Spike	Total/NA	Solid	7.3.4	
460-268303-O-1-E MSD	Matrix Spike Duplicate	Total/NA	Solid	7.3.4	

Prep Batch: 875671

Lab Sample ID	Client Sample ID	Prep Type	Matrix	Method	Prep Batch
460-268408-2	WC-SP-01_C_20221028	Total/NA	Solid	7.3.3	
460-268408-4	WC-SP-02_C_20221028	Total/NA	Solid	7.3.3	
MB 460-875671/1-A	Method Blank	Total/NA	Solid	7.3.3	
LCS 460-875671/2-A	Lab Control Sample	Total/NA	Solid	7.3.3	
460-268303-O-1-H DU	Duplicate	Total/NA	Solid	7.3.3	

Analysis Batch: 875679

Lab Sample ID	Client Sample ID	Prep Type	Matrix	Method	Prep Batch
460-268408-2	WC-SP-01_C_20221028	Total/NA	Solid	9034	875668

General Chemistry (Continued)

Analysis Batch: 875679 (Continued)

Lab Sample ID	Client Sample ID	Prep Type	Matrix	Method	Prep Batch
460-268408-4	WC-SP-02_C_20221028	Total/NA	Solid	9034	875668
MB 460-875668/1-A	Method Blank	Total/NA	Solid	9034	875668
LCSSRM 460-875668/3-A	Lab Control Sample	Total/NA	Solid	9034	875668
460-268303-O-1-D MS	Matrix Spike	Total/NA	Solid	9034	875668
460-268303-O-1-E MSD	Matrix Spike Duplicate	Total/NA	Solid	9034	875668

Analysis Batch: 875680

Lab Sample ID	Client Sample ID	Prep Type	Matrix	Method	Prep Batch
460-268408-2	WC-SP-01_C_20221028	Total/NA	Solid	9014	875671
460-268408-4	WC-SP-02_C_20221028	Total/NA	Solid	9014	875671
MB 460-875671/1-A	Method Blank	Total/NA	Solid	9014	875671
LCS 460-875671/2-A	Lab Control Sample	Total/NA	Solid	9014	875671
460-268303-O-1-H DU	Duplicate	Total/NA	Solid	9014	875671

Prep Batch: 875698

Lab Sample ID	Client Sample ID	Prep Type	Matrix	Method	Prep Batch
MB 460-875698/2-A	Method Blank	Total/NA	Solid	9012B	
MRL 460-875698/1-A	Lab Control Sample	Total/NA	Solid	9012B	

Prep Batch: 875699

Lab Sample ID	Client Sample ID	Prep Type	Matrix	Method	Prep Batch
460-268408-2	WC-SP-01_C_20221028	Total/NA	Solid	9012B	
460-268408-4	WC-SP-02_C_20221028	Total/NA	Solid	9012B	
MB 460-875699/1-A	Method Blank	Total/NA	Solid	9012B	
LCSSRM 460-875699/2-A ^2	Lab Control Sample	Total/NA	Solid	9012B	
460-268408-2 MS	WC-SP-01_C_20221028	Total/NA	Solid	9012B	
460-268408-2 MSD	WC-SP-01_C_20221028	Total/NA	Solid	9012B	

Analysis Batch: 875714

Lab Sample ID	Client Sample ID	Prep Type	Matrix	Method	Prep Batch
460-268408-2	WC-SP-01_C_20221028	Total/NA	Solid	9012B	875699
460-268408-4	WC-SP-02_C_20221028	Total/NA	Solid	9012B	875699
MB 460-875698/2-A	Method Blank	Total/NA	Solid	9012B	875698
MB 460-875699/1-A	Method Blank	Total/NA	Solid	9012B	875699
LCSSRM 460-875699/2-A ^2	Lab Control Sample	Total/NA	Solid	9012B	875699
MRL 460-875698/1-A	Lab Control Sample	Total/NA	Solid	9012B	875698
460-268408-2 MS	WC-SP-01_C_20221028	Total/NA	Solid	9012B	875699
460-268408-2 MSD	WC-SP-01_C_20221028	Total/NA	Solid	9012B	875699

Analysis Batch: 875835

Lab Sample ID	Client Sample ID	Prep Type	Matrix	Method	Prep Batch
460-268408-2	WC-SP-01_C_20221028	Total/NA	Solid	9045D	
460-268408-4	WC-SP-02_C_20221028	Total/NA	Solid	9045D	
MB 460-875835/2	Method Blank	Total/NA	Solid	9045D	
LCSSRM 460-875835/3	Lab Control Sample	Total/NA	Solid	9045D	
460-268373-F-1 DU	Duplicate	Total/NA	Solid	9045D	

Analysis Batch: 875995

Lab Sample ID	Client Sample ID	Prep Type	Matrix	Method	Prep Batch
460-268408-2	WC-SP-01_C_20221028	Total/NA	Solid	7196A	
460-268408-4	WC-SP-02_C_20221028	Total/NA	Solid	7196A	

Lab Chronicle

Client: AKRF Inc
Project/Site: 350 Grand Concourse

Job ID: 460-268408-1

Client Sample ID: WC-SP-01_G_20221028
Lab Sample ID: 460-268408-1
Date Collected: 10/28/22 10:00
Matrix: Solid
Date Received: 10/28/22 18:00

Prep Type	Batch Type	Batch Method	Run	Dilution Factor	Batch Number	Analyst	Lab	Prepared or Analyzed
Total/NA	Analysis	Moisture		1	874887	MVA	EET EDI	10/29/22 08:11

Client Sample ID: WC-SP-01_G_20221028
Lab Sample ID: 460-268408-1
Date Collected: 10/28/22 10:00
Matrix: Solid
Date Received: 10/28/22 18:00
Percent Solids: 93.7

Prep Type	Batch Type	Batch Method	Run	Dilution Factor	Batch Number	Analyst	Lab	Prepared or Analyzed
Total/NA	Prep	5035			875091	YXG	EET EDI	10/30/22 17:29
Total/NA	Analysis	8260D		1	875735	AAT	EET EDI	11/03/22 12:24

Client Sample ID: WC-SP-01_C_20221028
Lab Sample ID: 460-268408-2
Date Collected: 10/28/22 10:10
Matrix: Solid
Date Received: 10/28/22 18:00

Prep Type	Batch Type	Batch Method	Run	Dilution Factor	Batch Number	Analyst	Lab	Prepared or Analyzed
TCLP	Leach	1311			875277	YAH	EET EDI	10/31/22 16:00 - 11/01/22 08:00 [1]
TCLP	Prep	3010A			875442	NNW	EET EDI	11/01/22 12:33
TCLP	Analysis	6020B		10	875421	MDC	EET EDI	11/01/22 15:47
TCLP	Leach	1311			875277	YAH	EET EDI	10/31/22 16:00 - 11/01/22 08:00 [1]
TCLP	Prep	7470A			875825	RBS	EET EDI	11/03/22 12:14
TCLP	Analysis	7470A		1	875874	RBS	EET EDI	11/03/22 16:19
Total/NA	Analysis	1030		1	875650	YAH	EET EDI	11/02/22 14:42
Total/NA	Analysis	7196A		1	875995	TJW	EET EDI	11/04/22 07:59
Total/NA	Prep	7.3.3			875671	HTV	EET EDI	11/02/22 10:00
Total/NA	Analysis	9014		1	875680	HTV	EET EDI	11/02/22 14:30
Total/NA	Prep	7.3.4			875668	HTV	EET EDI	11/02/22 10:00
Total/NA	Analysis	9034		1	875679	HTV	EET EDI	11/02/22 14:30
Total/NA	Analysis	9045D		1	875835	HTV	EET EDI	11/03/22 12:35
Total/NA	Analysis	Moisture		1	874887	MVA	EET EDI	10/29/22 08:11

Client Sample ID: WC-SP-01_C_20221028
Lab Sample ID: 460-268408-2
Date Collected: 10/28/22 10:10
Matrix: Solid
Date Received: 10/28/22 18:00
Percent Solids: 84.8

Prep Type	Batch Type	Batch Method	Run	Dilution Factor	Batch Number	Analyst	Lab	Prepared or Analyzed
Total/NA	Prep	5035			875053	YXG	EET EDI	10/30/22 16:41
Total/NA	Analysis	8260D		1	875575	MZS	EET EDI	11/02/22 14:14
Total/NA	Prep	3546			875093	DMS	EET EDI	10/30/22 17:15
Total/NA	Analysis	8270E		1	875163	DXD	EET EDI	10/31/22 16:58
Total/NA	Prep	5035			875051	YXG	EET EDI	10/30/22 15:32
Total/NA	Analysis	8015D		50	875193	EMM	EET EDI	10/31/22 15:25
Total/NA	Prep	3546			875795	NAR	EET EDI	11/03/22 10:15
Total/NA	Analysis	8015D		1	875975	AAA	EET EDI	11/04/22 10:38
Total/NA	Prep	3546			874979	ARA	EET EDI	10/29/22 21:51
Total/NA	Analysis	8081B		1	875132	FAM	EET EDI	10/31/22 09:05

Client Sample ID: WC-SP-01_C_20221028
Lab Sample ID: 460-268408-2
Date Collected: 10/28/22 10:10
Matrix: Solid
Date Received: 10/28/22 18:00
Percent Solids: 84.8

Prep Type	Batch Type	Batch Method	Run	Dilution Factor	Batch Number	Analyst	Lab	Prepared or Analyzed
Total/NA	Prep	3546			874970	ARA	EET EDI	10/29/22 20:53
Total/NA	Analysis	8082A		1	875136	FAM	EET EDI	10/31/22 15:12
Total/NA	Prep	8151A			875355	DXD	EET EDI	11/02/22 07:14
Total/NA	Analysis	8151A		1	875758	SAK	EET EDI	11/03/22 06:58
Total/NA	Prep	3546			875443	FHW	EET EDI	11/01/22 12:34
Total/NA	Analysis	NJDEP EPH		5	875556	JHP	EET EDI	11/02/22 10:57
Total/NA	Prep	3050B			875177	FBT	EET EDI	10/31/22 07:57
Total/NA	Analysis	6020B		1	875804	MDC	EET EDI	11/03/22 16:54
Total/NA	Prep	7471B			875530	TJS	EET EDI	11/02/22 00:12
Total/NA	Analysis	7471B		1	875573	TJS	EET EDI	11/02/22 07:00
Total/NA	Prep	3060A			875591	GSM	EET EDI	11/02/22 08:20 - 11/02/22 09:20 [1]
Total/NA	Analysis	7196A		1	875633	GSM	EET EDI	11/02/22 12:30
Total/NA	Prep	9012B			875699	VBG	EET EDI	11/02/22 20:31
Total/NA	Analysis	9012B		1	875714	VBG	EET EDI	11/03/22 00:28

Client Sample ID: WC-SP-02_G_20221028
Lab Sample ID: 460-268408-3
Date Collected: 10/28/22 10:20
Matrix: Solid
Date Received: 10/28/22 18:00

Prep Type	Batch Type	Batch Method	Run	Dilution Factor	Batch Number	Analyst	Lab	Prepared or Analyzed
Total/NA	Analysis	Moisture		1	874887	MVA	EET EDI	10/29/22 08:11

Client Sample ID: WC-SP-02_G_20221028
Lab Sample ID: 460-268408-3
Date Collected: 10/28/22 10:20
Matrix: Solid
Date Received: 10/28/22 18:00
Percent Solids: 88.2

Prep Type	Batch Type	Batch Method	Run	Dilution Factor	Batch Number	Analyst	Lab	Prepared or Analyzed
Total/NA	Prep	5035			875090	YXG	EET EDI	10/30/22 17:16
Total/NA	Analysis	8260D		200	875576	MZS	EET EDI	11/02/22 15:23

Client Sample ID: WC-SP-02_C_20221028
Lab Sample ID: 460-268408-4
Date Collected: 10/28/22 10:30
Matrix: Solid
Date Received: 10/28/22 18:00

Prep Type	Batch Type	Batch Method	Run	Dilution Factor	Batch Number	Analyst	Lab	Prepared or Analyzed
TCLP	Leach	1311			875277	YAH	EET EDI	10/31/22 16:00 - 11/01/22 08:00 [1]
TCLP	Prep	3010A			875442	NNW	EET EDI	11/01/22 12:33
TCLP	Analysis	6020B		10	875421	MDC	EET EDI	11/01/22 17:17
TCLP	Leach	1311			875277	YAH	EET EDI	10/31/22 16:00 - 11/01/22 08:00 [1]
TCLP	Prep	7470A			875825	RBS	EET EDI	11/03/22 12:13
TCLP	Analysis	7470A		1	875874	RBS	EET EDI	11/03/22 15:53
Total/NA	Analysis	1030		1	875650	YAH	EET EDI	11/02/22 14:42
Total/NA	Analysis	7196A		1	875995	TJW	EET EDI	11/04/22 07:59
Total/NA	Prep	7.3.3			875671	HTV	EET EDI	11/02/22 10:00
Total/NA	Analysis	9014		1	875680	HTV	EET EDI	11/02/22 14:30

Lab Chronicle

Client: AKRF Inc
Job ID: 460-268408-1
Project/Site: 350 Grand Concourse

Client Sample ID: WC-SP-02_C_20221028
Lab Sample ID: 460-268408-4
Date Collected: 10/28/22 10:30
Matrix: Solid
Date Received: 10/28/22 18:00

Prep Type	Batch Type	Batch Method	Run	Dilution Factor	Batch Number	Analyst	Lab	Prepared or Analyzed
Total/NA	Prep	7.3.4			875668	HTV	EET EDI	11/02/22 10:00
Total/NA	Analysis	9034		1	875679	HTV	EET EDI	11/02/22 14:30
Total/NA	Analysis	9045D		1	875835	HTV	EET EDI	11/03/22 12:37
Total/NA	Analysis	9095B		1	875455	YAH	EET EDI	11/01/22 13:15
Total/NA	Analysis	Moisture		1	874887	MVA	EET EDI	10/29/22 08:11

Client Sample ID: WC-SP-02_C_20221028
Lab Sample ID: 460-268408-4
Date Collected: 10/28/22 10:30
Matrix: Solid
Date Received: 10/28/22 18:00
Percent Solids: 88.3

Prep Type	Batch Type	Batch Method	Run	Dilution Factor	Batch Number	Analyst	Lab	Prepared or Analyzed
Total/NA	Prep	5035			875053	YXG	EET EDI	10/30/22 16:41
Total/NA	Analysis	8260D		1	875459	MZS	EET EDI	11/02/22 05:44
Total/NA	Prep	3546			875093	DMS	EET EDI	10/30/22 17:15
Total/NA	Analysis	8270E		1	875163	DXD	EET EDI	10/31/22 17:20
Total/NA	Prep	5035			875051	YXG	EET EDI	10/30/22 15:32
Total/NA	Analysis	8015D		50	875193	EMM	EET EDI	10/31/22 15:53
Total/NA	Prep	3546			875795	NAR	EET EDI	11/03/22 10:15
Total/NA	Analysis	8015D		20	875975	AAA	EET EDI	11/04/22 12:25
Total/NA	Prep	3546			874979	ARA	EET EDI	10/29/22 21:51
Total/NA	Analysis	8081B		1	875132	FAM	EET EDI	10/31/22 09:20
Total/NA	Prep	3546			874970	ARA	EET EDI	10/29/22 20:53
Total/NA	Analysis	8082A		1	875136	FAM	EET EDI	10/31/22 15:32
Total/NA	Prep	8151A			875355	DXD	EET EDI	11/02/22 07:14
Total/NA	Analysis	8151A		1	875758	SAK	EET EDI	11/03/22 07:12
Total/NA	Prep	3546			875443	FHW	EET EDI	11/01/22 12:34
Total/NA	Analysis	NJDEP EPH		5	875556	JHP	EET EDI	11/02/22 11:11
Total/NA	Prep	3050B			875177	FBT	EET EDI	10/31/22 07:57
Total/NA	Analysis	6020B		1	875804	MDC	EET EDI	11/03/22 16:49
Total/NA	Prep	3050B			875177	FBT	EET EDI	10/31/22 07:57
Total/NA	Analysis	6020B		5	875804	MDC	EET EDI	11/03/22 17:30
Total/NA	Prep	7471B			875530	TJS	EET EDI	11/02/22 00:12
Total/NA	Analysis	7471B		1	875573	TJS	EET EDI	11/02/22 04:27
Total/NA	Prep	3060A			875591	GSM	EET EDI	11/02/22 08:20 - 11/02/22 09:20 [1]
Total/NA	Analysis	7196A		1	875633	GSM	EET EDI	11/02/22 12:30
Total/NA	Prep	9012B			875699	VBG	EET EDI	11/02/22 20:31
Total/NA	Analysis	9012B		1	875714	VBG	EET EDI	11/03/22 00:31

[1] Completion dates and times are reported or not reported per method requirements or individual lab discretion.

Laboratory References:

EET EDI = Eurofins Edison, 777 New Durham Road, Edison, NJ 08817, TEL (732)549-3900

Accreditation/Certification Summary

Client: AKRF Inc
Job ID: 460-268408-1
Project/Site: 350 Grand Concourse

Laboratory: Eurofins Edison

Unless otherwise noted, all analytes for this laboratory were covered under each accreditation/certification below.

Authority	Program	Identification Number	Expiration Date
New York	NELAP	11452	02-08-23

The following analytes are included in this report, but the laboratory is not certified by the governing authority. This list may include analytes for which the agency does not offer certification.

Analysis Method	Prep Method	Matrix	Analyte
7196A		Solid	Cr (III)
7470A	7470A	Solid	Mercury
9014	7.3.3	Solid	Cyanide, Reactive
9034	7.3.4	Solid	Sulfide, Reactive
9045D		Solid	Temperature
Moisture		Solid	Percent Moisture
Moisture		Solid	Percent Solids
NJDEP EPH	3546	Solid	Total EPH (C9-C40)

Method Summary

Client: AKRF Inc
Project/Site: 350 Grand Concourse

Job ID: 460-268408-1

Method	Method Description	Protocol	Laboratory
8260D	Volatile Organic Compounds by GC/MS	SW846	EET EDI
8270E	Semivolatile Organic Compounds (GC/MS)	SW846	EET EDI
8015D	Gasoline Range Organics (GRO) (GC)	SW846	EET EDI
8015D	Diesel Range Organics (DRO) (GC)	SW846	EET EDI
8081B	Organochlorine Pesticides (GC)	SW846	EET EDI
8082A	Polychlorinated Biphenyls (PCBs) by Gas Chromatography	SW846	EET EDI
8151A	Herbicides (GC)	SW846	EET EDI
NJDEP EPH	New Jersey Extractable Petroleum Hydrocarbons	NJDEP	EET EDI
6020B	Metals (ICP/MS)	SW846	EET EDI
7470A	Mercury (CVAA)	SW846	EET EDI
7471B	Mercury (CVAA)	SW846	EET EDI
1030	Ignitability, Solids	SW846	EET EDI
7196A	Chromium, Hexavalent	SW846	EET EDI
7196A	Chromium, Trivalent (Colorimetric)	SW846	EET EDI
9012B	Cyanide, Total andor Amenable	SW846	EET EDI
9014	Cyanide, Reactive	SW846	EET EDI
9034	Sulfide, Reactive	SW846	EET EDI
9045D	pH	SW846	EET EDI
9095B	Paint Filter	SW846	EET EDI
Moisture	Percent Moisture	EPA	EET EDI
1311	TCLP Extraction	SW846	EET EDI
3010A	Preparation, Total Metals	SW846	EET EDI
3050B	Preparation, Metals	SW846	EET EDI
3060A	Alkaline Digestion (Chromium, Hexavalent)	SW846	EET EDI
3546	Microwave Extraction	SW846	EET EDI
5035	Closed System Purge and Trap	SW846	EET EDI
7.3.3	Cyanide, Reactive	SW846	EET EDI
7.3.4	Sulfide, Reactive	SW846	EET EDI
7470A	Preparation, Mercury	SW846	EET EDI
7471B	Preparation, Mercury	SW846	EET EDI
8151A	Extraction (Herbicides)	SW846	EET EDI
9012B	Cyanide, Total and/or Amenable, Distillation	SW846	EET EDI

Protocol References:

EPA = US Environmental Protection Agency

NJDEP = New Jersey Department of Environmental Protection

SW846 = "Test Methods For Evaluating Solid Waste, Physical/Chemical Methods", Third Edition, November 1986 And Its Updates.

Laboratory References:

EET EDI = Eurofins Edison, 777 New Durham Road, Edison, NJ 08817, TEL (732)549-3900

Sample Summary

Client: AKRF Inc
Project/Site: 350 Grand Concourse

Job ID: 460-268408-1

Lab Sample ID	Client Sample ID	Matrix	Collected	Received
460-268408-1	WC-SP-01_G_20221028	Solid	10/28/22 10:00	10/28/22 18:00
460-268408-2	WC-SP-01_C_20221028	Solid	10/28/22 10:10	10/28/22 18:00
460-268408-3	WC-SP-02_G_20221028	Solid	10/28/22 10:20	10/28/22 18:00
460-268408-4	WC-SP-02_C_20221028	Solid	10/28/22 10:30	10/28/22 18:00

Address: _____

NYC 222

Chain of Custody Record

636844

eurofins | Environment Testing America

Regulatory Program: ☐ DW ☐ NPDES ☐ RCRA ☐ Other:

TAL-8210

Client Contact	Project Manager: Scott Cupersmith	Site Contact: A. Cardona	Date: 10/28/22	COC No:
Company Name: AKRF, Inc	Tel/Email: 203 252 4015	Lab Contact: M. Haas	Carrier:	_____ of _____ COCs
Address: 440 Park Ave S 7th Fl	Analysis Turnaround Time			Sampler:
City/State/Zip: New York, NY 10016	☐ CALENDAR DAYS ☐ WORKING DAYS			For Lab Use Only:
Phone:	TAT if different from Below _____			Walk-in Client:
Fax:	☐ 2 weeks Standard			Lab Sampling:
Project Name: 350 Grand Concourse	☐ 1 week			Job / SDG No.: 268408
Site: 350 Grand Concourse	☐ 2 days			
P O # 210 258	☐ 1 day			

Sample Identification	Sample Date	Sample Time	Sample Type (C=Comp, G=Grab)	Matrix	# of Cont.	Filtered Sample (Y/N)	Perform MS / MSD (Y/N)	8260 - TCL/SBS VOCs+TICs	8260 - TCL/SBS VOCs+TICs	8270 - TCL/SBS SVOCs+TICs	8081B - Pesticides	8082A - PCBs	6010C - TAL Metals	7471B - Mercury	9012B - Total Cyanide	9014 - Reactive Cyanide	9045D - pH	1030 - Ignitability, Soils	9050A - Specific Conductance	NJ EDD - NJ Deliverables	3510A - Standard Prep	8260 - GRO	6010C - TAL Metals	7471B - Mercury	Sample Specific Notes:
WC-SP-01-G-20221028	10/28/22	1000	G	Soil	4			X																	1
WC-SP-01-C-20221028		1010	C		7				X	X	X	X	X	X	X	X	X	X	X	X	X	X	X	X	2
WC-SP-02-G-20221028		1020	G		4			X																	3
WC-SP-02-C-20221028		1030	C		7				X	X	X	X	X	X	X	X	X	X	X	X	X	X	X	X	4

SHORT HOLD

460-268408 Chain of Custody

Preservation Used: 1= Ice, 2= HCl; 3= H2SO4; 4=HNO3; 5=NaOH; 6= Other _____

Possible Hazard Identification:
Are any samples from a listed EPA Hazardous Waste? Please List any EPA Waste Codes for the sample in the Comments Section if the lab is to dispose of the sample.

☐ Non-Hazard ☐ Flammable ☐ Skin Irritant ☐ Poison B ☐ Unknown

Sample Disposal (A fee may be assessed if samples are retained longer than 1 month)

☐ Return to Client ☐ Disposal by Lab ☐ Archive for _____ Months

Special Instructions/QC Requirements & Comments: Cat B Equis EDD

Custody Seals Intact: ☐ Yes ☐ No	Custody Seal No.:		Cooler Temp. (°C): Obs'd: _____ Corr'd: _____		Therm ID No.: _____
Relinquished by: A. Cardona	Company: AKRF, Inc	Date/Time: 10/28/22 14:50	Received by:	Company: TA NYC	Date/Time: 10/28/22 14:50
Relinquished by:	Company: TA NYC	Date/Time: 10/28/22 16:00	Received by:	Company:	Date/Time: 10/28/22 1700
Relinquished by:	Company:	Date/Time: 10/28/22 1800	Received in Laboratory by:	Company: BTA	Date/Time: 10/28/22 1800

1809 1809

Page 101 of 103

2/24/2023

15 14 13 12 11 10 9 8 7 6 5 4 3 2 1

Eurofins TestAmerica Edison
Receipt Temperature and pH Log

Job Number: 268408

Number of Coolers: 1 IR Gun # 9

Cooler Temperatures

	RAW	CORRECTED		RAW	CORRECTED		RAW	CORRECTED
Cooler #1:	18 °C	18 °C	Cooler #4:	°C	°C	Cooler #7:	°C	°C
Cooler #2:	°C	°C	Cooler #5:	°C	°C	Cooler #8:	°C	°C
Cooler #3:	°C	°C	Cooler #6:	°C	°C	Cooler #9:	°C	°C

TALS Sample Number	Ammonia (pH<2)	COD (pH<2)	Nitrate Nitrite (pH<2)	Metals* (pH<2)	Hardness (pH<2)	Pest (pH 5-9)	EPH or QAM (pH<2)	Phenols (pH<2)	Sulfide (pH>9)	TKN (pH<2)	TOC (pH<2)	Total Cyanide (pH>12)	Total Phos (pH<2)	Other	Other

If pH adjustments are required record the information below:

Sample No(s). adjusted: _____

Preservative Name/Conc.: _____ Volume of Preservative used (ml): _____

Lot # of Preservative(s): _____ Expiration Date: _____

The appropriate Project Manager and Department Manager should be notified about the samples which were pH adjusted.

** Samples for Metal analysis which are out of compliance must be acidified at least 24 hours prior to analysis.*

Initials: Lamar Date: 10/28/22

Login Sample Receipt Checklist

Client: AKRF Inc

Job Number: 460-268408-1

Login Number: 268408
List Number: 1
Creator: Casallas, Angela C

List Source: Eurofins Edison

Question	Answer	Comment
Radioactivity wasn't checked or is </= background as measured by a survey meter.	N/A	
The cooler's custody seal, if present, is intact.	True	
Sample custody seals, if present, are intact.	True	
The cooler or samples do not appear to have been compromised or tampered with.	True	
Samples were received on ice.	True	
Cooler Temperature is acceptable.	True	
Cooler Temperature is recorded.	True	
COC is present.	True	
COC is filled out in ink and legible.	True	
COC is filled out with all pertinent information.	True	
Is the Field Sampler's name present on COC?	True	
There are no discrepancies between the containers received and the COC.	True	
Samples are received within Holding Time (excluding tests with immediate HTs)	True	
Sample containers have legible labels.	True	
Containers are not broken or leaking.	True	
Sample collection date/times are provided.	True	
Appropriate sample containers are used.	True	
Sample bottles are completely filled.	True	
Sample Preservation Verified.	True	
There is sufficient vol. for all requested analyses, incl. any requested MS/MSDs	True	
Containers requiring zero headspace have no headspace or bubble is <6mm (1/4").	True	
Multiphasic samples are not present.	True	
Samples do not require splitting or compositing.	True	
Residual Chlorine Checked.	N/A	

DISPOSAL FACILITY APPROVAL LETTERS FOR STOCKPILES

CleanEarth

February 26, 2025
Sent via e-mail

Kenneth Wiles
AKRF, Inc.
440 Park Ave South, 7th Floor
New York, NY 10016

Re: 350 Grand Concourse
Bronx, NY 10451
NYSDEC BCP Site No. C203153
Approval Volume: 200 cubic yards

Global #: 1021238
Approval #: 253070274 – CEC Elevated

Dear Mr. Monheit,

Clean Earth of Carteret, LLC ("CEC") has received and reviewed the following documents for the above referenced site:

- Signed Exhibit A Material Profile Sheet dated 21 February 2025
- Draft Remedial Investigation Report – 350 Rising 350 Grand Concourse – AKRF – dated April 2024
- Phase II Environmental Site Assessment for 350 and 370 Grand Concourse – AKRF – dated October 2021
- Soil Disposal Notification – AKRF – dated 24 February 2025
- 350 GC Waste Class Sample Location Sketch 2022.10.28-KW
- Laboratory analytical report by Eurofins Environmental Testing, Lab $ID_{(s)}$: 460-268408-1

This letter serves as an approval of ~200 cubic yards of Non-hazardous contaminated soil/urban fill represented by composite sample $ID_{(s)}$ SP-01 and all related grab to be generated from construction activities at the site. CEC is aware that the soil located at the site is contaminated soils coming from a NYS Brownfield clean-up site.

The approval number must be provided when scheduling and the grid name/depth must be written on all manifests when shipping soils to CEC. This approval is based upon material being accurately represented by all information provided to CEC at this time, including, but not limited to, waste profiles, analysis, site diagrams, site history, and sampling plans. Wood, ash, cinders, and any other solid waste may not comprise more than 1% of soil destined for CEC. Material with free petroleum product, liquids, sludges, or hazardous waste cannot be accepted.

Please be advised that should the material be found to be non-conforming based on our facility permit requirements, CEC will contact you to discuss options.

Processing of the soil will be performed under NJDEP Recycling Center Permit No. CBG210002.

Clean Earth Inc. and its subsidiaries would like to thank you for giving us the opportunity to manage this waste stream. Should you have any questions or concerns, please do not hesitate to contact me at 732-541-8109.

Sincerely,
Clean Earth of Carteret LLC

Alexa Ruberti

CleanEarth
334 South Warminster Road, Hatboro, PA 19040 USA
t 215.734.1400 w cleanearthinc.com

CleanEarth

February 26, 2025

Kenneth Wiles
AKRF, Inc.
440 Park Ave South
7th Floor
New York, NY 10016

RE: 350 Grand Concourse
Bronx, NY 10451
NYSDEC BCP Site No. C203153
CENC DRS Approval No. 253020020

Dear Mr. Wiles,

Clean Earth of New Castle, LLC (CENC) has received and reviewed the following documents for the above referenced site:

- Phase II Environmental Site Assessment for 350 and 370 Grand Concourse – AKRF – dated October 2021
- 350 GC Waste Class Sample Location Sketch 2022.10.28-KW
- Eurofins Environmental Testing Analytical Report 460-268408-1 -dated 2/24/2023
- Draft Remedial Investigation Report – 350 Rising 350 Grand Concourse – AKRF – April 2024
- Soil Disposal Notification – AKRF – dated February 24, 2025
- Material Profile sheet dated 02/21/25

This letter serves as conditional approval of the approximately 30 CY of Non-Hazardous contaminated soil/urban fill, represented by the composite sample SP-02 and all related grab samples to be generated the above referenced site.

Please note that provided laboratory data package is short Total Boron, Total Tin and TOX analysis. Additional samples will be pulled as agreed upon, to fulfil these requirements. CENC will allow material to be received prior to the completion of this analysis.

This approval is based upon material being accurately represented by all information provided to CENC at this time, including, but not limited to, Waste Profiles, analysis, site diagrams, site historical documents, and sampling plans. The approval number must be provided when scheduling and the Grid Name/Depth must be written on all manifests when shipping soils to CENC.

Material with free petroleum product, liquids, sludges, or hazardous waste cannot be accepted. Please be advised that should the material be found to be non-conforming based on our facility permit requirements, CENC will contact you to discuss options.

Processing of the soil will be performed in accordance with the DNREC Resource Recovery Permit No. SW-16/12.

Clean Earth Inc. and its subsidiaries would like to thank you for giving us the opportunity to manage this waste stream. Should you have any questions or concerns, please do not hesitate to contact me at 302-427-6633.

Sincerely,

Melanie Buchanan
Technical Approval Director

CC: Paul Lane, VP/GM CENC
Kaila Ilyes- CE

FINAL DISPOSAL MANIFESTS AND WEIGHT TICKETS FOR STOCKPILES

connect

Profile Detail Report

Akrf Inc
350 Grand Concourse

Job ID 1021238
2/23/2025 - 3/25/2025

Approval 253070274 Clean Earth of Carteret

Ticket	Date		Truck	Plate	Manifest	Gross	Tare	Net	Units
4554399	3/20/2025	8:55 AM	07D&A53		2927362	41.65	13.99	27.66	T
4565223	3/20/2025	9:25 AM	07d&a68	lphaw191t	2927358	41.94	14.34	27.60	T
4565476	3/20/2025	9:58 AM	07D&A72	AX596U	2598992	40.06	13.77	26.29	T
4566002	3/20/2025	11:42 AM	07D&A53		2927361	42.47	13.99	28.48	T
4566078	3/20/2025	12:00 PM	07d&a68	lphaw191t	2927359	42.22	14.34	27.88	T
4566228	3/20/2025	12:15 PM	07d&a50	AU330Y	2520659	40.23	13.43	26.80	T
4566461	3/20/2025	12:35 PM	07D&A72	AX596U	2598993	47.51	13.77	33.74	T
4566513	3/20/2025	12:45 PM	07d&a77	ay760v	2942868	40.51	12.51	28.00	T
4566617	3/20/2025	12:58 PM	07D&A7	AW559C	2942870	40.92	12.02	28.90	T
4567081	3/20/2025	2:01 PM	07D&A25		2942869	40.98	13.86	27.12	T
4561563	3/21/2025	8:38 AM	07D&A7	AW559C	3196026	38.61	12.02	26.59	T
				Number of Loads	11		Sub Total	309.06	

Approval 253020020 Clean Earth of New Castle

Ticket	Date		Truck	Plate	Manifest	Gross	Tare	Net	Units
4554394	3/20/2025	11:06 AM	02DA58	AW918X	2927356	35.66	13.25	22.41	T
4565940	3/20/2025	11:28 AM	02DA59	AW919X	2926275	30.12	12.64	17.48	T
				Number of Loads	2		Sub Total	39.89	
				Total Number of Loads	13		Total	348.95	

Report Created 3/25/2025 12:01:16 PM

Clean Earth of New Castle
94 J Caldwell Lane
New Castle, DE 19720
Ph:3024276633 Fax:

Ticket:4554394

	Date	Time	Scale
In:	03/20/2025	11:06:45	Manual
Out:	03/20/2025	11:06:45	Manual

Manifest:2927356
Vehicle:02DA58
Decal:

	Lbs.	Tns
Gross:	71,320	35.66
Tare:	26,500	13.25
Net:	44,820	22.41

Customer:Akrf Inc
Generator:350 GC Property Owner
Address:LLC
292 Madison Avenue
NEW YORK, NY 10017

Carrier:D&A Contracting LLC
Profile #:253020020

Job:350 Grand Concourse
Address:350 Grand Concourse
BRONX, NY 10451

Material

Recyclable soil/rock/material

Comment:

Driverluzby

Facility Clean Earth of New Castle
Addison Lankford

CleanEarth

Manifest # 2927356

GLOBAL JOB NUMBER: 021738 **FACILITY APPROVAL NUMBER:** 2530200020

Please Check One:

- ☐ Clean Earth of Carteret, 24 Middlesex Avenue, Carteret, NJ 07008, Ph: 732-541-8909
- ☐ Clean Earth of Maryland, 1469 Oak Ridge Place, Hagerstown, MD 21740, Ph: 301-791-6220
- ☒ Clean Earth of New Castle, 94 J Caldwell Lane, New Castle, DE 19720, Ph: 302-427-6633
- ☐ Clean Earth of Greater Washington, 6250 Dower House Road, Upper Marlboro, MD 20772, Ph: 301-599-0939
- ☐ Clean Earth of Philadelphia, 3201 S. 61st Street, Philadelphia, PA 19153, Ph: 215-724-5520
- ☐ Clean Earth of North Jersey, 115 Jacobus Avenue, Kearny, NJ 07032, Ph: 973-344-4004
- ☐ Clean Earth of Southeast Pennsylvania, 7 Steel Road East, Morrisville, PA 19067, Ph: 215-428-1700
- ☐ Other _____

Non-Hazardous Material Manifest

(Type or Print Clearly)

GENERATOR'S NAME & SITE ADDRESS: 350 Grand Concourse Bronx, NY 10451	GROSS WEIGHT: ☐Tons ☐Yards	10:06 am 03-20-25 71320
	TARE WEIGHT: ☐Tons ☐Yards	26500
GENERATOR'S PHONE:	NET WEIGHT: ☐Tons ☐Yards	22.41

DESCRIPTION OF MATERIAL/SAMPLE ID AND LOCATION

WC-SP-02

non-hazardous soil

GENERATOR'S CERTIFICATION - Incomplete and/or unsigned manifests will cause the load to be delayed and/or rejected.

I hereby certify that the above named material does not contain free liquid as defined by 40 CFR Part 260.10 or any applicable state law, is not a hazardous waste as defined by 40 CFR Part 261 or any applicable state law, is not a DOT hazardous substance as defined by 49 CFR Part 172 or any applicable state law, has been fully and accurately described above, classified, packaged and is in proper condition for transportation according to all applicable state and federal regulations.

Name: Sydney Rubin Title: as agent for 350 grand concourse Property owners LLC

Signature: [signature] Date and Time: 3/20/25 8:20 AM

TRANSPORTER

Company: D and A. Phone Number:

Address: 222 US 46 Passaic NJ. Truck # and License Plate: AW 918 X #58

Driver: Luby Castro SW Haulers Permit #:

(Type or Print Clearly) (applicable state permit#)

I hereby certify that the above named material was picked up at the site listed above.

Driver Signature: [signature] Date and Time: 3/20/25

DESTINATION

I hereby certify that the above named material was delivered without incident to the facility noted above.

Driver Signature: [signature] Date and Time:

I hereby certify that the above named material has been accepted at the above referenced facility.

Authorized Signature: [signature] Date and Time:

FACILITY

Clean Earth of New Castle
94 J Caldwell Lane
New Castle, DE 19720
Ph:3024276633 Fax:

Ticket:4565940

	Date	Time	Scale
In:	03/20/2025	11:28:25	Manual
Out:	03/20/2025	11:28:25	Manual

	Lbs.	Tns
Gross:	60,240	30.12
Tare:	25,280	12.64
Net:	34,960	17.48

Manifest:2926275
Vehicle:02DA59
Decal:

Customer:Akrf Inc
Generator:350 GC Property Owner
Address:LLC
292 Madison Avenue
NEW YORK, NY 10017

Carrier:D&A Contracting LLC
Profile #:253020020

Job:350 Grand Concourse
Address:350 Grand Concourse
BRONX, NY 10451

Material

Recyclable soil/rock/material

Comment:

Driveredier

Facility Clean Earth of New Castle
Addison Lankford

CleanEarth

Manifest # 2926275

GLOBAL JOB NUMBER: 1021238 **FACILITY APPROVAL NUMBER:** 253020020

Please Check One:

- ☐ Clean Earth of Carteret, 24 Middlesex Avenue, Carteret, NJ 07008, Ph: 732-541-8909
- ☐ Clean Earth of Maryland, 1469 Oak Ridge Place, Hagerstown, MD 21740, Ph: 301-791-6220
- ☒ Clean Earth of New Castle, 94 J Caldwell Lane, New Castle, DE 19720, Ph: 302-427-6633
- ☐ Clean Earth of Greater Washington, 6250 Dower House Road, Upper Marlboro, MD 20772, Ph: 301-599-0939
- ☐ Clean Earth of Philadelphia, 3201 S. 61st Street, Philadelphia, PA 19153, Ph: 215-724-5520
- ☐ Clean Earth of North Jersey, 115 Jacobus Avenue, Kearny, NJ 07032, Ph: 973-344-4004
- ☐ Clean Earth of Southeast Pennsylvania, 7 Steel Road East, Morrisville, PA 19067, Ph: 215-428-1700
- ☐ Other _____

Non-Hazardous Material Manifest

(Type or Print Clearly)

GENERATOR'S NAME & SITE ADDRESS:	GROSS WEIGHT: ☐Tons ☐Yards	10:27 am 03-20-25 50240
350 Grand Concourse Bronx NY	TARE WEIGHT: ☐Tons ☐Yards	25280
GENERATOR'S PHONE:	NET WEIGHT: ☐Tons ☐Yards	17.48

DESCRIPTION OF MATERIAL/SAMPLE ID AND LOCATION

WC-SP-02

non-hazardous

GENERATOR'S CERTIFICATION - Incomplete and/or unsigned manifests will cause the load to be delayed and/or rejected.

I hereby certify that the above named material does not contain free liquid as defined by 40 CFR Part 260.10 or any applicable state law, is not a hazardous waste as defined by 40 CFR Part 261 or any applicable state law, is not a DOT hazardous substance as defined by 49 CFR Part 172 or any applicable state law, has been fully and accurately described above, classified, packaged and is in proper condition for transportation according to all applicable state and federal regulations.

Name: Sydney Rubin Title: AK agent for 350 grand concourse Property Owner LLC

Signature: _____ Date and Time: 3/20/25 9:00 AM

TRANSPORTER

Company: DEA Phone Number: 201 919 5191

Address: 322 46 West Parsippany NJ Truck # and License Plate: AW919X

Driver: Edier Grisales SW Haulers Permit #: # 59

(Type or Print Clearly) (applicable state permit#)

I hereby certify that the above named material was picked up at the site listed above.

Driver Signature: _____ Date and Time: 3-20-25

DESTINATION

I hereby certify that the above named material was delivered without incident to the facility noted above.

Driver Signature: _____ Date and Time: _____

I hereby certify that the above named material has been accepted at the above referenced facility.

Authorized Signature: _____ Date and Time: _____

FACILITY

Clean Earth of Carteret
24 Middlesex Ave
Carteret, NJ 07008
Ph: Fax:

Ticket: 4554399

	Date	Time	Scale
In:	03/20/2025	08:55:08	CEC
Out:	03/20/2025	08:55:08	CEC

Manifest: 2927362
Vehicle: 07D&A53
Decal:

	Lbs.	Tns
Gross:	83,300	41.65
Tare:	27,980	13.99
Net:	55,320	27.66

Customer: Akrf Inc
Generator: 350 GC Property Owner
Address: LLC
292 Madison Avenue
NEW YORK, NY 10017

Carrier: D&A Contracting LLC
Profile #: 253070274

Job: 350 Grand Concourse
Address: 350 Grand Concourse
BRONX, NY 10451

Material

Recyclable soil/rock/material

Comment:

Driver

Facility Clean Earth of Carteret
Nasir Bryant

CleanEarth

Manifest # 2927362

GLOBAL JOB NUMBER: ~~240999~~ 1021238 SP FACILITY APPROVAL NUMBER: 253070274

Please Check One:

- [X] Clean Earth of Carteret, 24 Middlesex Avenue, Carteret, NJ 07008, Ph: 732-541-8909
- [ ] Clean Earth of Maryland, 1469 Oak Ridge Place, Hagerstown, MD 21740, Ph: 301-791-6220
- [ ] Clean Earth of New Castle, 94 J Caldwell Lane, New Castle, DE 19720, Ph: 302-427-6633
- [ ] Clean Earth of Greater Washington, 6250 Dower House Road, Upper Marlboro, MD 20772, Ph: 301-599-0939
- [ ] Clean Earth of Philadelphia, 3201 S. 61st Street, Philadelphia, PA 19153, Ph: 215-724-5520
- [ ] Clean Earth of North Jersey, 115 Jacobus Avenue, Kearny, NJ 07032, Ph: 973-344-4004
- [ ] Clean Earth of Southeast Pennsylvania, 7 Steel Road East, Morrisville, PA 19067, Ph: 215-428-1700
- [ ] Other _____

Non-Hazardous Material Manifest

(Type or Print Clearly)

GENERATOR'S NAME & SITE ADDRESS:	GROSS WEIGHT: ☐Tons ☐Yards	
350 Grand Concourse Bronx, NY 10451	TARE WEIGHT: ☐Tons ☐Yards	
GENERATOR'S PHONE:	NET WEIGHT: ☐Tons ☐Yards	

DESCRIPTION OF MATERIAL/SAMPLE ID AND LOCATION

SP-1 nonhazardous elevated material

GENERATOR'S CERTIFICATION - Incomplete and/or unsigned manifests will cause the load to be delayed and/or rejected.

I hereby certify that the above named material does not contain free liquid as defined by 40 CFR Part 260.10 or any applicable state law, is not a hazardous waste as defined by 40 CFR Part 261 or any applicable state law, is not a DOT hazardous substance as defined by 49 CFR Part 172 or any applicable state law, has been fully and accurately described above, classified, packaged and is in proper condition for transportation according to all applicable state and federal regulations.

Name: Sydney Rubin Title: As Agent for 350 Grand Concourse Property Owner LLC

Signature: _____ Date and Time: 3/20/25 7:40 AM

TRANSPORTER

Company: D&A Phone Number:

Address: Truck # and License Plate: 53 AW 562C

Driver: Marcelo Siqueira SW Haulers Permit #:

(Type or Print Clearly) (applicable state permit#)

I hereby certify that the above named material was picked up at the site listed above.

Driver Signature: _____ Date and Time: 3-20-25

DESTINATION

I hereby certify that the above named material was delivered without incident to the facility noted above.

Driver Signature: _____ Date and Time: 3-20-25

I hereby certify that the above named material has been accepted at the above referenced facility.

Authorized Signature: MB Date and Time: 3/20/25

FACILITY

Revised 11/15/22

ITEM# CE WM500 / PRO'S CHOICE PRINTING, INC. 1-888-801-1515

Clean Earth of Carteret
24 Middlesex Ave
Carteret, NJ 07008
Ph: Fax:

Ticket: 4565223

	Date	Time	Scale
In:	03/20/2025	09:25:54	CEC
Out:	03/20/2025	09:25:54	CEC

Manifest: 2927358
Vehicle: 07d&a68
Decal:

	Lbs.	Tns
Gross:	83,880	41.94
Tare:	28,680	14.34
Net:	55,200	27.60

Customer: Akrf Inc
Generator: 350 GC Property Owner
Address: LLC
292 Madison Avenue
NEW YORK, NY 10017

Carrier: D&A Contracting LLC
Profile #: 253070274

Job: 350 Grand Concourse
Address: 350 Grand Concourse
BRONX, NY 10451

Material

Recyclable soil/rock/material

Comment:

Driver

Facility Clean Earth of Carteret

Nasir Bryant

CleanEarth

Manifest # 2927358

GLOBAL JOB NUMBER: 1021238 **FACILITY APPROVAL NUMBER:** 2530702744

Please Check One:

- [X] Clean Earth of Carteret, 24 Middlesex Avenue, Carteret, NJ 07008, Ph: 732-541-8909
- [ ] Clean Earth of Maryland, 1469 Oak Ridge Place, Hagerstown, MD 21740, Ph: 301-791-6220
- [ ] Clean Earth of New Castle, 94 J Caldwell Lane, New Castle, DE 19720, Ph: 302-427-6633
- [ ] Clean Earth of Greater Washington, 6250 Dower House Road, Upper Marlboro, MD 20772, Ph: 301-599-0939
- [ ] Clean Earth of Philadelphia, 3201 S. 61st Street, Philadelphia, PA 19153, Ph: 215-724-5520
- [ ] Clean Earth of North Jersey, 115 Jacobus Avenue, Kearny, NJ 07032, Ph: 973-344-4004
- [ ] Clean Earth of Southeast Pennsylvania, 7 Steel Road East, Morrisville, PA 19067, Ph: 215-428-1700
- [ ] Other _____

Non-Hazardous Material Manifest

(Type or Print Clearly)

GENERATOR'S NAME & SITE ADDRESS:	GROSS WEIGHT: ☐Tons ☐Yards	
350 Grand Concourse Bronx, NY 10451	TARE WEIGHT: ☐Tons ☐Yards	
GENERATOR'S PHONE:	NET WEIGHT: ☐Tons ☐Yards	

DESCRIPTION OF MATERIAL/SAMPLE ID AND LOCATION

SP-1 non-hazardous elevated material

GENERATOR'S CERTIFICATION - Incomplete and/or unsigned manifests will cause the load to be delayed and/or rejected.

I hereby certify that the above named material does not contain free liquid as defined by 40 CFR Part 260.10 or any applicable state law, is not a hazardous waste as defined by 40 CFR Part 261 or any applicable state law, is not a DOT hazardous substance as defined by 49 CFR Part 172 or any applicable state law, has been fully and accurately described above, classified, packaged and is in proper condition for transportation according to all applicable state and federal regulations.

Name: Sydney Rubin Title: NS agent for 350 grand Concourse Property owner LLC

Signature: _____ Date and Time: 3/20/25 8:00 AM

TRANSPORTER

Company: D/A contracting LLC Phone Number:

Address: 322 Rt 46 W. Parsippany Truck # and License Plate: #68, LP= AX210R-NJ

Driver: Diego Camargo (Type or Print Clearly) SW Haulers Permit #: _____ (applicable state permit#)

I hereby certify that the above named material was picked up at the site listed above.

Driver Signature: _____ Date and Time: 3-20-21

DESTINATION

I hereby certify that the above named material was delivered without incident to the facility noted above.

Driver Signature: _____ Date and Time: 3-20-25

I hereby certify that the above named material has been accepted at the above referenced facility.

Authorized Signature: MB Date and Time: 3/20/25

FACILITY

Clean Earth of Carteret
24 Middlesex Ave
Carteret, NJ 07008
Ph: Fax:

Ticket: 4565476

	Date	Time	Scale
In:	03/20/2025	09:58:40	CEC
Out:	03/20/2025	09:58:40	CEC

Manifest: 2598992
Vehicle: 07D&A72
Decal:

	Lbs.	Tns
Gross:	80,120	40.06
Tare:	27,540	13.77
Net:	52,580	26.29

Customer: Akrf Inc
Generator: 350 GC Property Owner
Address: LLC
292 Madison Avenue
NEW YORK, NY 10017

Carrier: D&A Contracting LLC
Profile #: 253070274

Job: 350 Grand Concourse
Address: 350 Grand Concourse
BRONX, NY 10451

Material

Recyclable soil/rock/material

Comment:

Driver

Facility Clean Earth of Carteret

Nasir Bryant

CleanEarth

Manifest # 2598992

GLOBAL JOB NUMBER: 1021238 **FACILITY APPROVAL NUMBER:** 253070274

Please Check One:

- [X] Clean Earth of Carteret, 24 Middlesex Avenue, Carteret, NJ 07008, Ph: 732-541-8909
- [ ] Clean Earth of Maryland, 1469 Oak Ridge Place, Hagerstown, MD 21740, Ph: 301-791-6220
- [ ] Clean Earth of New Castle, 94 Pyles Lane, New Castle, DE 19720, Ph: 302-427-6633
- [ ] Clean Earth of Greater Washington, 6250 Dower House Road, Upper Marlboro, MD 20772, Ph: 301-599-0939
- [ ] Clean Earth of Philadelphia, 3201 S. 61st Street, Philadelphia, PA 19153, Ph: 215-724-5520
- [ ] Clean Earth of North Jersey, 115 Jacobus Avenue, Kearny, NJ 07032, Ph: 973-344-4004
- [ ] Clean Earth of Southeast Pennsylvania, 7 Steel Road East, Morrisville, PA 19067, Ph: 215-428-1700
- [ ] Other _____

Non-Hazardous Material Manifest

(Type or Print Clearly)

GENERATOR'S NAME & SITE ADDRESS:	GROSS WEIGHT: ☐Tons ☐Yards	
350 grand Concourse Bronx, NY 10451	TARE WEIGHT: ☐Tons ☐Yards	
GENERATOR'S PHONE:	NET WEIGHT: ☐Tons ☐Yards	

DESCRIPTION OF MATERIAL/SAMPLE ID AND LOCATION

WC-SP-01
Non-hazardous

GENERATOR'S CERTIFICATION - Incomplete and/or unsigned manifests will cause the load to be delayed and/or rejected.

I hereby certify that the above named material does not contain free liquid as defined by 40 CFR Part 260.10 or any applicable state law, is not a hazardous waste as defined by 40 CFR Part 261 or any applicable state law, is not a DOT hazardous substance as defined by 49 CFR Part 172 or any applicable state law, has been fully and accurately described above, classified, packaged and is in proper condition for transportation according to all applicable state and federal regulations.

Name: Sydney Rubin Title: As agent for 350 Grand Concourse Property owner LLC

Signature: _____ Date and Time: 3/20/25 8:40 AM

TRANSPORTER

Company: D and A Phone Number:

Address: Truck # and License Plate: #72 AX59GV

Driver: Santiago Hernandez S (Type or Print Clearly) SW Haulers Permit #: _____ (applicable state permit#)

I hereby certify that the above named material was picked up at the site listed above.

Driver Signature: Santiago Hernandez S Date and Time: 03/20/25

DESTINATION

I hereby certify that the above named material was delivered without incident to the facility noted above.

Driver Signature: Santiago Hernandez S Date and Time: 03/20/25

I hereby certify that the above named material has been accepted at the above referenced facility.

Authorized Signature: MB Date and Time: 3/28/25

FACILITY

Clean Earth of Carteret
24 Middlesex Ave
Carteret, NJ 07008
Ph: Fax:

Ticket: 4566002

	Date	Time	Scale
In:	03/20/2025	11:42:24	CEC
Out:	03/20/2025	11:42:24	CEC

Manifest: 2927361
Vehicle: 07D&A53
Decal:

	Lbs.	Tns
Gross:	84,940	42.47
Tare:	27,980	13.99
Net:	56,960	28.48

Customer: Akrf Inc
Generator: 350 GC Property Owner
Address: LLC
292 Madison Avenue
NEW YORK, NY 10017

Carrier: D&A Contracting LLC
Profile #: 253070274

Job: 350 Grand Concourse
Address: 350 Grand Concourse
BRONX, NY 10451

Material

Recyclable soil/rock/material

Comment:

Driver

Facility Clean Earth of Carteret

Nasir Bryant

CleanEarth

Manifest # 2927361

GLOBAL JOB NUMBER: 1021238 **FACILITY APPROVAL NUMBER:** 253070274

Please Check One:

☒ Clean Earth of Carteret
24 Middlesex Avenue
Carteret, NJ 07008
Ph: 732-541-8909

☐ Clean Earth of Maryland
1469 Oak Ridge Place
Hagerstown, MD 21740
Ph: 301-791-6220

☐ Clean Earth of New Castle
94 J Caldwell Lane
New Castle, DE 19720
Ph: 302-427-6633

☐ Clean Earth of Greater Washington
6250 Dower House Road
Upper Marlboro, MD 20772
Ph: 301-599-0939

☐ Clean Earth of Philadelphia
3201 S. 61st Street
Philadelphia, PA 19153
Ph: 215-724-5520

☐ Clean Earth of North Jersey
115 Jacobus Avenue
Kearny, NJ 07032
Ph: 973-344-4004

☐ Clean Earth of Southeast Pennsylvania
7 Steel Road East
Morrisville, PA 19067
Ph: 215-428-1700

☐ Other _____

Non-Hazardous Material Manifest

(Type or Print Clearly)

GENERATOR'S NAME & SITE ADDRESS:	GROSS WEIGHT: ☐Tons ☐Yards	
350 Grand Concourse Bronx, NY 10451	TARE WEIGHT: ☐Tons ☐Yards	
GENERATOR'S PHONE:	NET WEIGHT: ☐Tons ☐Yards	

DESCRIPTION OF MATERIAL/SAMPLE ID AND LOCATION

WC-SP-01 elevated Material
nonhazardous

GENERATOR'S CERTIFICATION - Incomplete and/or unsigned manifests will cause the load to be delayed and/or rejected.

I hereby certify that the above named material does not contain free liquid as defined by 40 CFR Part 260.10 or any applicable state law, is not a hazardous waste as defined by 40 CFR Part 261 or any applicable state law, is not a DOT hazardous substance as defined by 49 CFR Part 172 or any applicable state law, has been fully and accurately described above, classified, packaged and is in proper condition for transportation according to all applicable state and federal regulations.

Name: Sydney Rubin Title: As agent for 350 Grand Concourse Property owner LLC

Signature: _____ Date and Time: 3/20/25 10:30 AM

TRANSPORTER

Company: D&A Phone Number: _____

Address: _____ Truck # and License Plate: 53 AW 562 G

Driver: Marcelo Siguencia SW Haulers Permit #: _____

(Type or Print Clearly) (applicable state permit#)

I hereby certify that the above named material was picked up at the site listed above.

Driver Signature: _____ Date and Time: 3/20/25

DESTINATION

I hereby certify that the above named material was delivered without incident to the facility noted above.

Driver Signature: _____ Date and Time: 3/20/25

I hereby certify that the above named material has been accepted at the above referenced facility.

Authorized Signature: NB Date and Time: 3/20/25

FACILITY

Clean Earth of Carteret
24 Middlesex Ave
Carteret, NJ 07008
Ph: Fax:

Ticket: 4566078

	Date	Time	Scale
In:	03/20/2025	12:00:25	CEC
Out:	03/20/2025	12:00:25	CEC

Manifest: 2927359
Vehicle: 07d&a68
Decal:

	Lbs.	Tns
Gross:	84,440	42.22
Tare:	28,680	14.34
Net:	55,760	27.88

Customer: Akrf Inc
Generator: 350 GC Property Owner
Address: LLC
292 Madison Avenue
NEW YORK, NY 10017

Carrier: D&A Contracting LLC
Profile #: 253070274

Job: 350 Grand Concourse
Address: 350 Grand Concourse
BRONX, NY 10451

Material

Recyclable soil/rock/material

Comment:

Driver

Facility Clean Earth of Carteret

Nasir Bryant

CleanEarth

Manifest # 2927359

GLOBAL JOB NUMBER: 1021238 **FACILITY APPROVAL NUMBER:** 253070274

Please Check One:

- [x] Clean Earth of Carteret, 24 Middlesex Avenue, Carteret, NJ 07008, Ph: 732-541-8909
- [ ] Clean Earth of Maryland, 1469 Oak Ridge Place, Hagerstown, MD 21740, Ph: 301-791-6220
- [ ] Clean Earth of New Castle, 94 J Caldwell Lane, New Castle, DE 19720, Ph: 302-427-6633
- [ ] Clean Earth of Greater Washington, 6250 Dower House Road, Upper Marlboro, MD 20772, Ph: 301-599-0939
- [ ] Clean Earth of Philadelphia, 3201 S. 61st Street, Philadelphia, PA 19153, Ph: 215-724-5520
- [ ] Clean Earth of North Jersey, 115 Jacobus Avenue, Kearny, NJ 07032, Ph: 973-344-4004
- [ ] Clean Earth of Southeast Pennsylvania, 7 Steel Road East, Morrisville, PA 19067, Ph: 215-428-1700
- [ ] Other _____

Non-Hazardous Material Manifest

(Type or Print Clearly)

GENERATOR'S NAME & SITE ADDRESS:	GROSS WEIGHT: ☐Tons ☐Yards	
350 Grand Concourse Bronx, NY 10451	TARE WEIGHT: ☐Tons ☐Yards	
GENERATOR'S PHONE:	NET WEIGHT: ☐Tons ☐Yards	

DESCRIPTION OF MATERIAL/SAMPLE ID AND LOCATION

WC-SP-01 elevated material
non-hazardous

GENERATOR'S CERTIFICATION - Incomplete and/or unsigned manifests will cause the load to be delayed and/or rejected.

I hereby certify that the above named material does not contain free liquid as defined by 40 CFR Part 260.10 or any applicable state law, is not a hazardous waste as defined by 40 CFR Part 261 or any applicable state law, is not a DOT hazardous substance as defined by 49 CFR Part 172 or any applicable state law, has been fully and accurately described above, classified, packaged and is in proper condition for transportation according to all applicable state and federal regulations.

Name: ~~SS~~ Sydney Rubin Title: As agent for 350 Grand Concourse Property Owner LLC

Signature: _____ Date and Time: 3/20/25 10:50 AM

TRANSPORTER

Company: D/A Contracting LLC Phone Number:

Address: 322 RT 46 Parsippany, NJ Truck # and License Plate: #68, LP=AX210R-NJ

Driver: Diego Camargo (Type or Print Clearly) SW Haulers Permit #: _____ (applicable state permit#)

I hereby certify that the above named material was picked up at the site listed above.

Driver Signature: _____ Date and Time: 3-20-25

DESTINATION

I hereby certify that the above named material was delivered without incident to the facility noted above.

Driver Signature: _____ Date and Time: 3-20-25

I hereby certify that the above named material has been accepted at the above referenced facility.

Authorized Signature: _____ Date and Time: 3-20-25

FACILITY

ITEM# CE WM500 / PRO'S CHOICE PRINTING, INC. 1-888-801-1515

Clean Earth of Carteret
24 Middlesex Ave
Carteret, NJ 07008
Ph: Fax:

Ticket: 4566228

	Date	Time	Scale
In:	03/20/2025	12:15:33	CEC
Out:	03/20/2025	12:15:33	CEC

Manifest: 2520659
Vehicle: 07d&a50
Decal:

	Lbs.	Tns
Gross:	80,460	40.23
Tare:	26,860	13.43
Net:	53,600	26.80

Customer: Akrf Inc
Generator: 350 GC Property Owner
Address: LLC
292 Madison Avenue
NEW YORK, NY 10017

Carrier: D&A Contracting LLC
Profile #: 253070274

Job: 350 Grand Concourse
Address: 350 Grand Concourse
BRONX, NY 10451

Material

Recyclable soil/rock/material

Comment:

Driver

Facility Clean Earth of Carteret

Nasir Bryant

CleanEarth

Manifest # 2520659

GLOBAL JOB NUMBER: ID21238 **PROFILE NUMBER:** 253070274

Please Check One:

- [X] Clean Earth of Carteret, 24 Middlesex Avenue, Carteret, NJ 07008, Ph: 732-541-8909
- [ ] Clean Earth of Maryland, 1469 Oak Ridge Place, Hagerstown, MD 21740, Ph: 301-791-6220
- [ ] Clean Earth of New Castle, 94 Pyles Lane, New Castle, DE 19720, Ph: 302-427-6633
- [ ] Clean Earth of Brandywine, 16301 Gardner Road, Waldorf, MD 20601, PH: 240-389-6394
- [ ] Clean Earth of Philadelphia, 3201 S. 61st Street, Philadelphia, PA 19153, Ph: 215-724-5520
- [ ] Clean Earth of North Jersey, 115 Jacobus Avenue, Kearny, NJ 07032, Ph: 973-344-4004
- [ ] Clean Earth of Southeast Pennsylvania, 7 Steel Road East, Morrisville, PA 19067, Ph: 215-428-1700
- [ ] Other _____

Non-Hazardous Material Manifest

(Type or Print Clearly)

GENERATOR'S NAME & SITE ADDRESS:	GROSS WEIGHT: ☐Tons ☐Yards	
350 Grand Concourse Bronx, NY 10451	TARE WEIGHT: ☐Tons ☐Yards	
GENERATOR'S PHONE:	NET WEIGHT: ☐Tons ☐Yards	

DESCRIPTION OF MATERIAL/SAMPLE ID AND LOCATION

WC-SP-01 elevated material
non-hazardous

GENERATOR'S CERTIFICATION/AUTHORIZED AGENT - Incomplete and/or unsigned manifests will cause the load to be delayed and/or rejected.

I hereby certify that the above named material does not contain free liquid as defined by 40CFR Part 260.10 or any applicable state law, is not a hazardous waste as defined by 40 CFR Part 261 or any applicable state law, is not a DOT hazardous substance as defined by 49 CFR Part 172 or any applicable state law, has been fully and accurately described above, classified, packaged and is in proper condition for transportation according to all applicable state and federal regulations. As agent for 350 Grand Concourse

Name: Sydney Rubin Title: Property Owner LLC

Signature: _____ Date and Time: 3/20/25 11:00 AM

TRANSPORTER

Company: DDA Phone Number: _____

Address: _____ Truck # and License Plate: #50 AU3304

Driver: Carlos Garrison SW Haulers Permit #: _____

(Type or Print Clearly) (applicable state permit#)

I hereby certify that the above named material was picked up at the site listed above.

Driver Signature: _____ Date and Time: 3/20/25

DESTINATION

I hereby certify that the above named material was delivered without incident to the facility noted above.

Driver Signature: _____ Date and Time: 3/20/25

I hereby certify that the above named material has been accepted at the above referenced facility.

Authorized Signature: _____ Date and Time: 3.20.25

FACILITY

Clean Earth of Carteret
24 Middlesex Ave
Carteret, NJ 07008
Ph: Fax:

Ticket: 4566461

	Date	Time	Scale
In:	03/20/2025	12:35:05	CEC
Out:	03/20/2025	12:35:05	CEC

	Lbs.	Tns
Gross:	95,020	47.51
Tare:	27,540	13.77
Net:	67,480	33.74

Manifest: 2598993
Vehicle: 07D&A72
Decal:

Customer: Akrf Inc
Generator: 350 GC Property Owner
Address: LLC
292 Madison Avenue
NEW YORK, NY 10017

Carrier: D&A Contracting LLC
Profile #: 253070274

Job: 350 Grand Concourse
Address: 350 Grand Concourse
BRONX, NY 10451

Material

Recyclable soil/rock/material

Comment:

Driver

Facility Clean Earth of Carteret
Nasir Bryant

CleanEarth

Manifest # 2598993

GLOBAL JOB NUMBER: 102238 **FACILITY APPROVAL NUMBER:** 2S3070274

Please Check One:

- [X] Clean Earth of Carteret, 24 Middlesex Avenue, Carteret, NJ 07008, Ph: 732-541-8909
- [ ] Clean Earth of Maryland, 1469 Oak Ridge Place, Hagerstown, MD 21740, Ph: 301-791-6220
- [ ] Clean Earth of New Castle, 94 Pyles Lane, New Castle, DE 19720, Ph: 302-427-6633
- [ ] Clean Earth of Greater Washington, 6250 Dower House Road, Upper Marlboro, MD 20772, Ph: 301-599-0939
- [ ] Clean Earth of Philadelphia, 3201 S. 61st Street, Philadelphia, PA 19153, Ph: 215-724-5520
- [ ] Clean Earth of North Jersey, 115 Jacobus Avenue, Kearny, NJ 07032, Ph: 973-344-4004
- [ ] Clean Earth of Southeast Pennsylvania, 7 Steel Road East, Morrisville, PA 19067, Ph: 215-428-1700
- [ ] Other _____

Non-Hazardous Material Manifest

(Type or Print Clearly)

GENERATOR'S NAME & SITE ADDRESS:	GROSS WEIGHT: ☐Tons ☐Yards	
350 Grand Concourse Bronx, NY 10451	TARE WEIGHT: ☐Tons ☐Yards	
GENERATOR'S PHONE:	NET WEIGHT: ☐Tons ☐Yards	

DESCRIPTION OF MATERIAL/SAMPLE ID AND LOCATION

WC-SP-01 elevated material
non hazardous

GENERATOR'S CERTIFICATION - Incomplete and/or unsigned manifests will cause the load to be delayed and/or rejected.

I hereby certify that the above named material does not contain free liquid as defined by 40 CFR Part 260.10 or any applicable state law, is not a hazardous waste as defined by 40 CFR Part 261 or any applicable state law, is not a DOT hazardous substance as defined by 49 CFR Part 172 or any applicable state law, has been fully and accurately described above, classified, packaged and is in proper condition for transportation according to all applicable state and federal regulations.

Name: Sydney Rubin Title: As agent for 350 Grand Concourse Property Owner LLC

Signature: _____ Date and Time: 3/20/25 11:20 AM

TRANSPORTER

Company: D and A Phone Number:

Address: Truck # and License Plate: #12 AX596V

Driver: Santiago Hernandez S (Type or Print Clearly) SW Haulers Permit #: _____ (applicable state permit#)

I hereby certify that the above named material was picked up at the site listed above.

Driver Signature: Santiago Hernandez S Date and Time: 03/20/25

DESTINATION

I hereby certify that the above named material was delivered without incident to the facility noted above.

Driver Signature: Santiago Hernandez S Date and Time: 03/20/25

I hereby certify that the above named material has been accepted at the above referenced facility.

Authorized Signature: _____ Date and Time: 3-20-25

FACILITY

Clean Earth of Carteret
24 Middlesex Ave
Carteret, NJ 07008
Ph: Fax:

Ticket: 4566513

	Date	Time	Scale
In:	03/20/2025	12:45:59	CEC
Out:	03/20/2025	12:45:59	CEC

Manifest: 2942868
Vehicle: 07d&a77
Decal:

	Lbs.	Tns
Gross:	81,020	40.51
Tare:	25,020	12.51
Net:	56,000	28.00

Customer: Akrf Inc
Generator: 350 GC Property Owner
Address: LLC
292 Madison Avenue
NEW YORK, NY 10017

Carrier: D&A Contracting LLC
Profile #: 253070274

Job: 350 Grand Concourse
Address: 350 Grand Concourse
BRONX, NY 10451

Material

Recyclable soil/rock/material

Comment:

Driver

Facility Clean Earth of Carteret

Nasir Bryant

CleanEarth™

Manifest # 2942868

GLOBAL JOB NUMBER: 1021238 **FACILITY APPROVAL NUMBER:** 2530710274

Please Check One:

- [X] Clean Earth of Carteret, 24 Middlesex Avenue, Carteret, NJ 07008, Ph: 732-541-8909
- [ ] Clean Earth of Maryland, 1469 Oak Ridge Place, Hagerstown, MD 21740, Ph: 301-791-6220
- [ ] Clean Earth of New Castle, 94 J Caldwell Lane, New Castle, DE 19720, Ph: 302-427-6633
- [ ] Clean Earth of Greater Washington, 6250 Dower House Road, Upper Marlboro, MD 20772, Ph: 301-599-0939
- [ ] Clean Earth of Philadelphia, 3201 S. 61st Street, Philadelphia, PA 19153, Ph: 215-724-5520
- [ ] Clean Earth of North Jersey, 115 Jacobus Avenue, Kearny, NJ 07032, Ph: 973-344-4004
- [ ] Clean Earth of Southeast Pennsylvania, 7 Steel Road East, Morrisville, PA 19067, Ph: 215-428-1700
- [ ] Other _____

Non-Hazardous Material Manifest

(Type or Print Clearly)

GENERATOR'S NAME & SITE ADDRESS:	GROSS WEIGHT: ☐Tons ☐Yards	
350 Grand Concourse Bronx, NY	TARE WEIGHT: ☐Tons ☐Yards	
GENERATOR'S PHONE:	NET WEIGHT: ☐Tons ☐Yards	

DESCRIPTION OF MATERIAL/SAMPLE ID AND LOCATION

WC-SP-01 elevated material
Non-hazardous

GENERATOR'S CERTIFICATION - Incomplete and/or unsigned manifests will cause the load to be delayed and/or rejected.

I hereby certify that the above named material does not contain free liquid as defined by 40 CFR Part 260.10 or any applicable state law, is not a hazardous waste as defined by 40 CFR Part 261 or any applicable state law, is not a DOT hazardous substance as defined by 49 CFR Part 172 or any applicable state law, has been fully and accurately described above, classified, packaged and is in proper condition for transportation according to all applicable state and federal regulations.

Name: FO Sydney Rubin Title: As agent for 350 Grand Concourse Property Owner LLC

Signature: _____ Date and Time: 3/20/25 11:30 AM

TRANSPORTER

Company: Fabian Guaman. Phone Number:

Address: Paisippany Truck # and License Plate: #77 AY760V

Driver: Fabian Guaman SW Haulers Permit #:

(Type or Print Clearly) (applicable state permit#)

I hereby certify that the above named material was picked up at the site listed above.

Driver Signature: _____ Date and Time: 3/20/25

DESTINATION

I hereby certify that the above named material was delivered without incident to the facility noted above.

Driver Signature: _____ Date and Time: 3/20/25

I hereby certify that the above named material has been accepted at the above referenced facility.

Authorized Signature: _____ Date and Time: 3-20-25

FACILITY

Clean Earth of Carteret
24 Middlesex Ave
Carteret, NJ 07008
Ph: Fax:

Ticket: 4566617

	Date	Time	Scale
In:	03/20/2025	12:58:23	CEC
Out:	03/20/2025	12:58:23	CEC

Manifest: 2942870
Vehicle: 07D&A7
Decal:

	Lbs.	Tns
Gross:	81,840	40.92
Tare:	24,040	12.02
Net:	57,800	28.90

Customer: Akrf Inc
Generator: 350 GC Property Owner
Address: LLC
292 Madison Avenue
NEW YORK, NY 10017

Carrier: D&A Contracting LLC
Profile #: 253070274

Job: 350 Grand Concourse
Address: 350 Grand Concourse
BRONX, NY 10451

Material

Recyclable soil/rock/material

Comment:

Driver

Facility Clean Earth of Carteret

Nasir Bryant

CleanEarth

Manifest # 2942870

GLOBAL JOB NUMBER: 102238 **FACILITY APPROVAL NUMBER:** 253070274

Please Check One:

- [x] Clean Earth of Carteret, 24 Middlesex Avenue, Carteret, NJ 07008, Ph: 732-541-8909
- [ ] Clean Earth of Maryland, 1469 Oak Ridge Place, Hagerstown, MD 21740, Ph: 301-791-6220
- [ ] Clean Earth of New Castle, 94 J Caldwell Lane, New Castle, DE 19720, Ph: 302-427-6633
- [ ] Clean Earth of Greater Washington, 6250 Dower House Road, Upper Marlboro, MD 20772, Ph: 301-599-0939
- [ ] Clean Earth of Philadelphia, 3201 S. 61st Street, Philadelphia, PA 19153, Ph: 215-724-5520
- [ ] Clean Earth of North Jersey, 115 Jacobus Avenue, Kearny, NJ 07032, Ph: 973-344-4004
- [ ] Clean Earth of Southeast Pennsylvania, 7 Steel Road East, Morrisville, PA 19067, Ph: 215-428-1700
- [ ] Other _____

Non-Hazardous Material Manifest

(Type or Print Clearly)

GENERATOR'S NAME & SITE ADDRESS:	GROSS WEIGHT: ☐Tons ☐Yards	
350 Grand Concourse Bronx, NY	TARE WEIGHT: ☐Tons ☐Yards	
GENERATOR'S PHONE:	NET WEIGHT: ☐Tons ☐Yards	

DESCRIPTION OF MATERIAL/SAMPLE ID AND LOCATION

WC-SP-01 elevated material
non-hazardous

GENERATOR'S CERTIFICATION - Incomplete and/or unsigned manifests will cause the load to be delayed and/or rejected.

I hereby certify that the above named material does not contain free liquid as defined by 40 CFR Part 260.10 or any applicable state law, is not a hazardous waste as defined by 40 CFR Part 261 or any applicable state law, is not a DOT hazardous substance as defined by 49 CFR Part 172 or any applicable state law, has been fully and accurately described above, classified, packaged and is in proper condition for transportation according to all applicable state and federal regulations.

Name: Sydney Rubin Title: As agent for 350 grand concourse property owner LLC

Signature: _____ Date and Time: 3/20/25 11:45 PM

TRANSPORTER

Company: D&D Phone Number: _____

Address: _____ Truck # and License Plate: #7 AWS59L

Driver: Francisco SW Haulers Permit #: _____

(Type or Print Clearly) (applicable state permit#)

I hereby certify that the above named material was picked up at the site listed above.

Driver Signature: _____ Date and Time: 3/20/25

DESTINATION

I hereby certify that the above named material was delivered without incident to the facility noted above.

Driver Signature: _____ Date and Time: 3/20/25

I hereby certify that the above named material has been accepted at the above referenced facility.

Authorized Signature: _____ Date and Time: 3-20-25

FACILITY

ITEM# CE WM500 / PRO'S CHOICE PRINTING, INC. 1-888-801-1515

Clean Earth of Carteret
24 Middlesex Ave
Carteret, NJ 07008
Ph: Fax:

Ticket: 4567081

	Date	Time	Scale
In:	03/20/2025	14:01:49	CEC
Out:	03/20/2025	14:01:49	CEC

Manifest: 2942869
Vehicle: 07D&A25
Decal:

	Lbs.	Tns
Gross:	81,960	40.98
Tare:	27,720	13.86
Net:	54,240	27.12

Customer: Akrf Inc
Generator: 350 GC Property Owner
Address: LLC
292 Madison Avenue
NEW YORK, NY 10017

Carrier: D&A Contracting LLC
Profile #: 253070274

Job: 350 Grand Concourse
Address: 350 Grand Concourse
BRONX, NY 10451

Material

Recyclable soil/rock/material

Comment:

Driver

Facility Clean Earth of Carteret

Nasir Bryant

CleanEarth

Manifest #2942869

GLOBAL JOB NUMBER: 1021238 **FACILITY APPROVAL NUMBER:** 2530702274

Please Check One:

- [X] Clean Earth of Carteret, 24 Middlesex Avenue, Carteret, NJ 07008, Ph: 732-541-8909
- [ ] Clean Earth of Maryland, 1469 Oak Ridge Place, Hagerstown, MD 21740, Ph: 301-791-6220
- [ ] Clean Earth of New Castle, 94 J Caldwell Lane, New Castle, DE 19720, Ph: 302-427-6633
- [ ] Clean Earth of Greater Washington, 6250 Dower House Road, Upper Marlboro, MD 20772, Ph: 301-599-0939
- [ ] Clean Earth of Philadelphia, 3201 S. 61st Street, Philadelphia, PA 19153, Ph: 215-724-5520
- [ ] Clean Earth of North Jersey, 115 Jacobus Avenue, Kearny, NJ 07032, Ph: 973-344-4004
- [ ] Clean Earth of Southeast Pennsylvania, 7 Steel Road East, Morrisville, PA 19067, Ph: 215-428-1700
- [ ] Other _____

Non-Hazardous Material Manifest

(Type or Print Clearly)

GENERATOR'S NAME & SITE ADDRESS: 350 Grand Concourse Bronx, NY	GROSS WEIGHT: ☐Tons ☐Yards	
	TARE WEIGHT: ☐Tons ☐Yards	
GENERATOR'S PHONE:	NET WEIGHT: ☐Tons ☐Yards	

DESCRIPTION OF MATERIAL/SAMPLE ID AND LOCATION
WC-SP-01 elevated Material non-hazardous

GENERATOR'S CERTIFICATION - Incomplete and/or unsigned manifests will cause the load to be delayed and/or rejected.

I hereby certify that the above named material does not contain free liquid as defined by 40 CFR Part 260.10 or any applicable state law, is not a hazardous waste as defined by 40 CFR Part 261 or any applicable state law, has been fully and accurately described above, classified, packaged and is in proper condition for transportation according to all applicable state and federal regulations.

Name: Sidney Pukin Title: As agent for 350 Grand Concourse Property Owner LLC

Signature: _____ Date and Time: 3/20/25 12:45 PM

TRANSPORTER

Company: R&A Phone Number:

Address: Bayside, NY Truck # and License Plate: 25 AU072D

Driver: Adrian Restrepo (Type or Print Clearly) SW Haulers Permit #: _____ (applicable state permit#)

I hereby certify that the above named material was picked up at the site listed above.

Driver Signature: Adrian Date and Time: 3/20/25

DESTINATION

I hereby certify that the above named material was delivered without incident to the facility noted above.

Driver Signature: _____ Date and Time: 3/20/25

I hereby certify that the above named material has been accepted at the above referenced facility.

Authorized Signature: _____ Date and Time: 3-20-25

FACILITY

Revised 11/15/22

ITEM# CE WM500 / PRO'S CHOICE PRINTING, INC. 1-888-801-1515

Clean Earth of Carteret
24 Middlesex Ave
Carteret, NJ 07008
Ph: Fax:

Ticket: 4561563

	Date	Time	Scale
In:	03/21/2025	08:38:38	CEC
Out:	03/21/2025	08:38:38	CEC

Manifest: 3196026
Vehicle: 07D&A7
Decal:

	Lbs.	Tns
Gross:	77,220	38.61
Tare:	24,040	12.02
Net:	53,180	26.59

Customer: Akrf Inc
Generator: 350 GC Property Owner
Address: LLC
292 Madison Avenue
NEW YORK, NY 10017

Carrier: D&A Contracting LLC
Profile #: 253070274

Job: 350 Grand Concourse
Address: 350 Grand Concourse
BRONX, NY 10451

Material

Recyclable soil/rock/material

Comment:

Driver

Facility Clean Earth of Carteret
Nasir Bryant

CleanEarth

Manifest # 3196026

GLOBAL JOB NUMBER: 1021238 **FACILITY APPROVAL NUMBER:** 2530702 74

Please Check One:

☒ Clean Earth of Carteret
24 Middlesex Avenue
Carteret, NJ 07008
Ph: 732-541-8909

☐ Clean Earth of Maryland
1469 Oak Ridge Place
Hagerstown, MD 21740
Ph: 301-791-6220

☐ Clean Earth of New Castle
94 J Caldwell Lane
New Castle, DE 19720
Ph: 302-427-6633

☐ Clean Earth of Greater Washington
6250 Dower House Road
Upper Marlboro, MD 20772
Ph: 301-599-0939

☐ Clean Earth of Philadelphia
3201 S. 61st Street
Philadelphia, PA 19153
Ph: 215-724-5520

☐ Clean Earth of North Jersey
115 Jacobus Avenue
Kearny, NJ 07032
Ph: 973-344-4004

☐ Clean Earth of Southeast Pennsylvania
7 Steel Road East
Morrisville, PA 19067
Ph: 215-428-1700

☐ Other _____

Non-Hazardous Material Manifest

(Type or Print Clearly)

GENERATOR'S NAME & SITE ADDRESS:	GROSS WEIGHT: ☐Tons ☐Yards	
350 Grand Concourse Bronx, NY	TARE WEIGHT: ☐Tons ☐Yards	
GENERATOR'S PHONE:	NET WEIGHT: ☐Tons ☐Yards	

DESCRIPTION OF MATERIAL/SAMPLE ID AND LOCATION

~~WC-SP-01~~ et WC-SP-01 (elevated material)
Non-hazardous

GENERATOR'S CERTIFICATION - Incomplete and/or unsigned manifests will cause the load to be delayed and/or rejected.

I hereby certify that the above named material does not contain free liquid as defined by 40 CFR Part 260.10 or any applicable state law, is not a hazardous waste as defined by 40 CFR Part 261 or any applicable state law, is not a DOT hazardous substance as defined by 49 CFR Part 172 or any applicable state law, has been fully and accurately described above, classified, packaged and is in proper condition for transportation according to all applicable state and federal regulations.

Name: Sydney Rubin Title: As agent for 350 grand concourse property owner LLC

Signature: _____ Date and Time: 3/21/25 7:15 AM

TRANSPORTER

Company: D&S Phone Number: _____

Address: _____ Truck # and License Plate: #7 AW559C

Driver: Insured SW Haulers Permit #: _____

(Type or Print Clearly) (applicable state permit#)

I hereby certify that the above named material was picked up at the site listed above.

Driver Signature: _____ Date and Time: 3/21/25

DESTINATION

I hereby certify that the above named material was delivered without incident to the facility noted above.

Driver Signature: _____ Date and Time: 3/21/25

I hereby certify that the above named material has been accepted at the above referenced facility.

Authorized Signature: _____ Date and Time: 3-21-25

Revised 11/15/22

FACILITY

ITEM# CE WM500 / PRO'S CHOICE PRINTING, INC. 1-888-801-1515

APPENDIX G
ENDPOINT SAMPLE DOCUMENTATION: SURVEY, LABORATORY ANALYTICAL REPORTS, AND DUSRS

SURVEY

MONITORING WELL LOCATIONS

LOCATED NOVEMBER 23, 2022

Northing	Easting	Elevation	Description
236,495.225	1,004,125.866	31.60	EP-1
236,492.209	1,004,135.549	32.66	EP-2
236,473.098	1,004,118.105	32.13	EP-3
236,468.486	1,004,128.541	32.58	EP-4
236,457.190	1,004,109.443	31.97	EP-5
236,455.238	1,004,125.182	32.16	EP-6
236,441.459	1,004,108.446	30.63	EP-7
236,438.593	1,004,119.534	31.29	EP-8
236,425.869	1,004,099.171	30.98	EP-9
236,419.889	1,004,119.533	31.96	EP-10
236,413.068	1,004,096.186	30.81	EP-11
236,407.910	1,004,112.249	30.34	EP-12
236,399.945	1,004,092.432	30.40	EP-13
236,397.268	1,004,113.465	30.62	EP-14
236,372.831	1,004,101.273	30.88	EP-15
236,373.509	1,004,087.358	29.69	EP-16
236,366.308	1,004,098.887	31.40	EP-17
236,358.364	1,004,094.991	27.34	EP-18
236,558.554	1,004,192.266	33.10	EP-19
236,564.642	1,004,189.793	33.36	EP-20
236,561.222	1,004,185.420	32.45	EP-21
236,554.700	1,004,185.947	34.10	EP-22
236,561.122	1,004,187.299	31.58	EP-23
236,351.461	1,004,131.252	28.30	EP-24
236,340.987	1,004,142.495	30.01	EP-25
236,321.442	1,004,135.613	29.30	EP-26
236,322.330	1,004,107.002	30.16	EP-27
236,336.051	1,004,104.169	30.54	EP-28
236,356.573	1,004,110.696	26.25	EP-29
236,500.598	1,004,184.696	36.83	RI-MW-31
236,461.984	1,004,094.296	35.16	RI-SV-18
236,318.010	1,004,055.725	32.44	RI-SV-30

NOTE: HORIZONTAL COORDINATES ARE IN THE NORTH AMERICAN DATUM OF 1983 (NAD83) NY STATE PLANE COORDINATE SYSTEM, LONG ISLAND ZONE
ALL ELEVATIONS REFER TO THE NORTH AMERICAN VERTICAL DATUM OF 1988 (NAVD88)

Northing	Easting	Elevation	Description
236,374.412	1,004,080.186	32.91	CASING -13
236,374.536	1,004,080.254	33.45	MW -13
236,384.060	1,004,084.296	33.72	SV -13
236,419.688	1,004,087.371	33.85	CASING -14
236,419.803	1,004,087.286	34.34	MW -14
236,488.190	1,004,108.147	34.93	CASING -04
236,488.109	1,004,108.076	35.47	MW -04
236,491.866	1,004,108.471	35.51	SV -04
236,537.822	1,004,148.103	37.04	SV -06
236,538.446	1,004,149.606	36.35	CASING -06
236,538.407	1,004,149.583	37.14	MW -06
236,534.902	1,004,176.221	37.38	SB -15
236,478.740	1,004,142.010	35.94	SB -12
236,516.068	1,004,177.773	37.04	SB -07
236,512.267	1,004,176.938	36.92	SV -07
236,472.379	1,004,143.936	35.91	SV -12
236,380.042	1,004,124.543	34.21	SB -11
236,346.919	1,004,142.155	34.10	SB -10
236,305.286	1,004,131.963	33.80	SB -01
236,303.163	1,004,131.588	33.79	SV -01
236,337.496	1,004,093.660	33.22	SV -02
236,350.509	1,004,074.340	33.17	SV -03
236,348.837	1,004,072.008	33.12	MW-3
236,335.460	1,004,096.837	32.68	CASING-02
236,335.490	1,004,096.752	33.25	MW-02
236,409.245	1,004,163.676	34.24	CASING -08
236,409.217	1,004,163.815	35.17	MW -08
236,411.807	1,004,164.543	35.11	SV -08
236,568.133	1,004,217.837	37.74	CASING -09
236,568.083	1,004,217.809	38.07	MW -09
236,566.423	1,004,217.667	38.04	SV -09
236,348.867	1,004,071.881	32.59	CASING -03
236,369.083	1,004,097.784	33.48	CASING MW-23
236,369.022	1,004,097.762	33.76	MW-23
236,308.031	1,004,073.789	32.82	SB-16
236,339.668	1,004,087.918	33.24	SB-29
236,393.042	1,004,127.996	34.48	SB-26
236,408.890	1,004,103.877	34.36	SB-28
236,396.143	1,004,073.137	33.99	SB-17
236,457.008	1,004,090.883	34.76	CASING MW-18
236,456.890	1,004,090.937	35.17	MW-18
236,432.649	1,004,139.424	35.21	SB-25
236,459.945	1,004,149.201	35.28	CASING MW-21
236,459.761	1,004,149.185	35.85	MW-21
236,477.153	1,004,129.198	35.67	SB-27
236,440.764	1,004,104.072	34.26	CASING- MW 22
236,440.666	1,004,104.096	34.83	MW-22
236,569.483	1,004,148.178	37.80	SB 19
236,557.620	1,004,190.544	38.19	SB 24
236,587.774	1,004,179.131	37.97	SB 20

UPDATED, MARCH 4, 2022
UPDATED: NOVEMBER 23, 2022

FEHRINGER SURVEYING, P.C.
ROBERT FEHRINGER
LICENSED LAND SURVEYOR
WWW.FEHRINGERSURVEYING.COM
2200 JACKSON AVENUE
SEAFORD, N.Y. 11783
(516) 763 - 5515 FAX NO. (516) 763 - 5525
FS@FEHRINGERSURVEYING.COM

SURVEYED: OCTOBER 14, 2021

SCALE: 1" = 20' | DRAWN BY: MF

10.00' 20.00' 30.00'

0 10 30 60

BLOCK:

LOT:

TOTAL LOT AREA:

SQ. FT.:

ACRES:

STATE OF NEW YORK
ROBERT J FEHRINGER
LICENSED LAND SURVEYOR
050001

SURVEY OF PROPERTY SITUATED IN:

350 GRAND CONCOURSE

BOROUGH OF BRONX
COUNTY OF BRONX
CITY OF NEW YORK
STATE OF NEW YORK

LABORATORY ANALYTICAL REPORTS

Included as Separate PDFs Due to Filesize

DATA USABILITY SUMMARY REPORTS

L.A.B. Validation Corp, 14 West Point Drive, East Northport, NY 11731

DATA USABILITY SUMMARY REPORT – DUSR
DATA VALIDATION SUMMARY

ORGANIC/INORGANIC ANALYSES

VOLATILES BY GC/MS METHOD 8260D
SEMIVOLATILES BY GC/MS METHOD 8270E
1,4-DIOXANE BY SIM GC/MS METHOD 8270E FOR FIELD BLANKS
PESTICIDES, PCBs, AND HERBICIDES BY GC METHODS 8081B/8082A/8151A
PER- AND POLYFLUOROALKYL SUBSTANCES - PFAS
BY LIQUID CHROMATOGRAPHY/TANDEM MASS SPECTROMETRY (LC/MS/MS)
BY EPA MODIFIED METHOD 537.1 (21 ANALYTES)
TAL (23) METALS BY ICPMS/CV METHODS 6020B/7470A/7471B
TOTAL CYANIDE BY SW846 METHOD 9012B
HEXAVALENT CHROMIUM BY METHOD 7196A
TRIVALENT CHROMIUM BY CALCULATION

For Soil Samples
Collected October 25, 2022, October 26, 2022,
October 27, 2022, and October 28, 2022

From 350 Grand Concourse, Bronx, New York
AKRF Project# 210258

SAMPLE DELIVERY GROUP NUMBERs:
460-268165-1, 460-268205-1
BY EUROFINS EDISON NJ (ELAP #11452) AND
EUROFINS BURLINGTON VT (ELAP #10391)

SUBMITTED TO:
Ken Wiles
AKRF, Inc.
440 Park Avenue South, 7th Floor
New York, NY 10016

January 29, 2025

PREPARED BY:
Lori A. Beyer/President
L.A.B. Validation Corp.
14 West Point Drive
East Northport, NY 11731

Lori A. Beyer

(516) 523-7891; email LABValidation@aol.com

350 Grand Concourse, Bronx, New York
Soil Data Usability Summary Report (Data Validation)
October 2022 Sampling Events; Analysis for Volatiles, Semivolatiles including 1,4-Dioxane, Pesticides, PCBs, Herbicides, PFAS, Metals, Hexavalent Chromium, Trivalent Chromium and Total Cyanide.
Table of Contents:

A validation was performed on soil samples and the associated quality control samples (MS/MSDs/Field Duplicates/Trip Blanks/Field Blanks) for organic/inorganic analysis for samples collected under chain of custody documentation by AKRF, Inc. and submitted to Eurofins Edison for subsequent analysis. PFAS analysis was conducted by Eurofins Burlington. The analysis was performed in accordance with requested tests on the chain of custody documents and in accordance with client instructions.

The samples were analyzed by Eurofins, utilizing SW846 and EPA Methods and submitted under NYSDEC ASP Category B equivalent deliverable requirements for the associated analytical methodologies employed. The analytical testing for soil samples consisted of Volatile Organics, Semivolatile Organics, Pesticides, PCBs, Herbicides, PFAS, Metals, Hexavalent/Trivalent Chromium and Total Cyanide as detailed in the table below.

The chain of custody documents specified that the Part 375 analytes lists are required for testing. The laboratory has analyzed and reported a more extensive list of compounds. All reported analytes have been reviewed and qualified in this data usability summary report.

The data was evaluated in accordance with EPA Region II National Functional Guidelines for Organic and Inorganic Data Review and EPA Region II SOPs for 8260, 8270, 8081, 8082, 8151, Metals and NYSDEC Appendix H – Data Review Guidelines for Analysis of PFAS in Non-Potable Water and Solids (April 2023) and in conjunction with the analytical methodologies for which the samples were analyzed, where applicable and relevant.

The data validation report pertains to the following samples:

Sample ID	Lab ID	Analysis	Date Collected/Received
IRM-EX-001_4_20221025	460-268165-1	Volatiles, Semivolatiles	10/25/2022
IRM-EX-002_4_20221025	460-268165-2	Volatiles, Semivolatiles	10/25/2022
IRM-EX-003_4_20221025	460-268165-3 460-268205-1	Volatiles, Semivolatiles including 1,4-Dioxane, Pesticides, PCBs, Herbicides, PFAS Isotope Dilution, TAL Metals, Total Cyanide, Hexavalent Chromium, and Trivalent Chromium	10/25/2022
IRM-EX-004_4_20221025 [Plus, MS/MSD]	460-268165-4 460-268205-2	Volatiles, Semivolatiles including 1,4-Dioxane, Pesticides, PCBs, Herbicides, PFAS Isotope Dilution, TAL Metals, Total Cyanide, Hexavalent Chromium, and Trivalent Chromium	10/25/2022
IRM-EX-X01_20221025 [Field Duplicate of IRM-EX-004_3_20221025]	460-268165-5 460-268205-3	Volatiles, Semivolatiles including 1,4-Dioxane, Pesticides, PCBs, Herbicides, PFAS Isotope Dilution, TAL Metals, Total Cyanide, Hexavalent Chromium, and Trivalent Chromium	10/25/2022
IRM-EX-005_4_20221025	460-268165-6	Volatiles, Semivolatiles	10/25/2022
IRM-EX-007_4_20221025	460-268165-7 460-268205-4	Volatiles, Semivolatiles including 1,4-Dioxane, Pesticides, PCBs, Herbicides, PFAS Isotope Dilution, TAL Metals, Total Cyanide, Hexavalent Chromium, and Trivalent Chromium	10/25/2022
IRM-EX-006_4_20221025	460-268165-8	Volatiles, Semivolatiles	10/25/2022
IRM-FB-S-01_20221025	460-268165-9 460-268205-5	Volatiles, Semivolatiles, 1,4-Dioxane SIM, Pesticides, PCBs, Herbicides, PFAS Isotope Dilution, TAL Metals, Total Cyanide, Hexavalent Chromium, and Trivalent Chromium	10/25/2022

IRM-TB-01_20221025	460-268165-10	Volatiles	10/25/2022
IRM-EX-009_4_20221025	460-268165-11	Volatiles, Semivolatiles	10/25/2022
IRM-EX-011_4_20221025	460-268165-12 460-268244-2	Volatiles, Semivolatiles including 1,4-Dioxane, Pesticides, PCBs, Herbicides, PFAS Isotope Dilution, TAL Metals, Total Cyanide, Hexavalent Chromium, and Trivalent Chromium	10/25/2022
IRM-EX-012_4_20221025	460-268165-13 460-268244-3	Volatiles, Semivolatiles including 1,4-Dioxane, Pesticides, PCBs, Herbicides, PFAS Isotope Dilution, TAL Metals, Total Cyanide, Hexavalent Chromium, and Trivalent Chromium	10/25/2022
IRM-EX-013_4_20221025	460-268165-14	Volatiles, Semivolatiles	10/25/2022
IRM-EX-014_4_20221025	460-268165-15	Volatiles, Semivolatiles	10/25/2022
IRM-EX-015_4_20221025	460-268165-16 460-268244-4	Volatiles, Semivolatiles including 1,4-Dioxane, Pesticides, PCBs, Herbicides, PFAS Isotope Dilution, TAL Metals, Total Cyanide, Hexavalent Chromium, and Trivalent Chromium	10/25/2022
IRM-EX-016_4_20221025	460-268165-17460-268244-5	Volatiles, Semivolatiles including 1,4-Dioxane, Pesticides, PCBs, Herbicides, PFAS Isotope Dilution, TAL Metals, Total Cyanide, Hexavalent Chromium, and Trivalent Chromium	10/25/2022
IRM-EX-017_4_20221025	460-268165-18	Volatiles, Semivolatiles	10/25/2022
IRM-EX-008_4_20221026	460-268249-1 460-268244-1	Volatiles, Semivolatiles including 1,4-Dioxane, Pesticides, PCBs, Herbicides, PFAS Isotope Dilution, TAL Metals, Total Cyanide, Hexavalent Chromium, and Trivalent Chromium	10/26/2022
IRM-EX-010_4_20221026	460-268249-2	Volatiles, Semivolatiles including 1,4-Dioxane	10/26/2022
IRM-EX-019_4_20221026	460-268249-3	Total Lead	10/26/2022
IRM-EX-020_4_20221026	460-268249-4	Total Lead	10/26/2022
IRM-EX-021_4_20221026	460-268249-5	Total Lead	10/26/2022
IRM-EX-022_4_20221026	460-268249-6	Total Lead	10/26/2022
IRM-EX-023_5_20221026	460-268249-7	Total Lead	10/26/2022
IRM-EX-024_7.5_20221027	460-268322-1	Volatiles, Semivolatiles including 1,4-Dioxane	10/27/2022
IRM-EX-025_7.5_20221027 [Plus, MS/MSD]	460-268322-2 460-268359-1	Volatiles, Semivolatiles including 1,4-Dioxane, Pesticides, PCBs, Herbicides, PFAS Isotope Dilution, TAL Metals, Total Cyanide, Hexavalent Chromium, and Trivalent Chromium	10/27/2022
IRM-EX-X02_20221027 [Field Duplicate of IRM-EX-025_7.5_20221027]	460-268322-3 460-268359-2	Volatiles, Semivolatiles including 1,4-Dioxane, Pesticides, PCBs, Herbicides, PFAS Isotope Dilution, TAL Metals, Total Cyanide, Hexavalent Chromium, and Trivalent Chromium	10/27/2022
IRM-EX-029_7.5_20221027	460-268322-4	Volatiles, Semivolatiles including 1,4-Dioxane	10/27/2022
IRM-FB-S-02_20221027	460-268322-5 460-268359-3	Volatiles, Semivolatiles, 1,4-Dioxane SIM, Pesticides, PCBs, Herbicides, PFAS Isotope Dilution, TAL Metals, Total Cyanide, Hexavalent Chromium, and Trivalent Chromium	10/27/2022
IRM-TB-02_20221027	460-268322-6	Volatiles	10/27/2022
IRM-EX-026_7.5_20221028	460-268413-1	Volatiles, Semivolatiles including 1,4-Dioxane	10/28/2022

IRM-EX-028_7.5_20221028	460-268413-2 460-268512-1	Volatiles, Semivolatiles including 1,4-Dioxane, Pesticides, PCBs, Herbicides, PFAS Isotope Dilution, TAL Metals, Total Cyanide, Hexavalent Chromium, and Trivalent Chromium	10/28/2022
IRM-EX-027_7.5_20221028	460-268413-3	Volatiles, Semivolatiles including 1,4-Dioxane	10/28/2022
IRM-EX-018_4_20221028	460-268413-4	Volatiles, Semivolatiles including 1,4-Dioxane	10/28/2022

Data Qualifier Definitions:

The following definitions provide brief explanations of the qualifiers assigned to results in the data review process.

U - The analyte was analyzed for but was not detected above the reported sample quantitation limit.

J - The analyte was positively identified; the associated numerical value is the approximate concentration of the analyte in the sample.

UJ - The analyte was analyzed for but was not detected. The reported quantitation limit is approximate and may be inaccurate or imprecise.

R - The data is unusable. The sample results are rejected due to serious deficiencies in meeting Quality Control (QC) criteria. The analyte may or may not be present in the sample.

N - The analysis indicates the presence of an analyte for which there is presumptive evidence to make a "tentative identification."

NJ - The analysis indicates the presence of an analyte that has been "tentatively identified" and the associated numerical value represents its approximate quantity.

J+ - The result is an estimated quantity, but the result may be biased high. (Equis qualified, JK)

J- - The result is an estimated quantity, but the result may be biased low. (Equis qualified, JL)

D - Analyte concentration is from diluted analysis.

Sample Receipt:
The Chain of Custody documents indicate that the samples were received at Eurofins Edison via laboratory courier upon completion of the sampling events. Sample login notes were generated. The cooler temperatures for the sample receipts were recorded upon receipt and determined to be acceptable (<6.0 degrees C). The actual temperatures are recorded on the chain of custody documents and in the narrative discussions of the lab reports. Samples analyzed for PFAS were sent to Eurofins Burlington via Federal Express.

No unresolved problems and/or discrepancies were noted that impact data quality, consequently, the integrity of the samples has been assumed to be good.

The data summary Form I's included in Appendix C includes all usable (qualified) and unusable (rejected) results for the samples identified above. The Form I's summarize the detailed narrative section of the report.

NOTE:
L.A.B. Validation Corp. believes it is appropriate to note that the data validation criteria utilized for data evaluation is different than the method requirements utilized by the laboratory. Qualified data does not necessarily mean that the laboratory was non-compliant in the analysis that was performed.

1.0 Volatile Organics by GC/MS SW846 Method 8260D
The following method criteria were reviewed: holding times, SMCs, MS, MSD, LCS, Laboratory Spiked Blanks, Field Duplicate, Method Blanks, Tunes, Calibrations, Internal Standards, Target Component Identification, Quantitation, Reported Quantitation Limits and Overall System Performance. The Volatile results are valid and usable as noted within the following text:

1.1 Holding Time
The amount of analyte in a sample can change with time due to chemical instability, degradation, volatilization, etc. If the technical holding time is exceeded, the data may not be considered valid. Those analytes detected in the samples whose holding time has been exceeded will be qualified as estimates, "J." The non-detects (sample quantitation limits) are required to be flagged as estimated, "J," or unusable, "R," if the holding times are grossly exceeded.

Soil samples were prepared and analyzed within the method required holding times for SW846 Method 5035A as well as the technical holding times for data validation. Field, and Trip Blank analysis was conducted within 14 days from collection for HCL preserved vials. Sample pH is confirmed at <2 for aqueous matrices. No data validation qualifiers were required based upon holding time or sample preservation.

1.2 System Monitoring Compound (Surrogate) Recovery
All samples are spiked with surrogate compounds prior to sample analysis to evaluate overall laboratory performance and efficiency of the analytical technique. If the measure of surrogate concentrations is outside contract specification, qualifications are required to be applied to associated samples and analytes.

Surrogate recoveries (%R) for Dibromofluoromethane, 1,2-Dichloroethane-d4, Toluene-d8 and 4-Bromofluorobenzene were found to be within laboratory acceptance limits for all samples.

1.3 Matrix Spikes (MS)/ Matrix Spike Duplicates (MSD)
The MS/MSD data are generated to determine the long-term precision and accuracy of the analytical method in various matrices and to demonstrate acceptable compound recovery by the laboratory at the time of sample analysis. The MS/MSD may be used in conjunction with other QC criteria for additional qualification of data.

MS/MSD analysis was designated and analyzed on sample summarized below:

IRM-EX-004_3_20221025 – Analytes that recovered above laboratory limits in the MS and/or MSD and were not detected in the parent or field duplicate from this location have not been qualified. Specifically, Methyl Acetate (147%), Chlorodibromomethane (124%/125%), and Bromoform (128%/128%). Acetone (150%) recovered above limits in the MSD (150%). The detected concentration in the parent sample (0.0067 mg/kg) and field duplicate (0.012 mg/kg) have been qualified biased high, "J+." Analytes that recovered below limits in the MS and/or MSD and were not detected in the parent or field duplicate have been qualified, "UJ" for 1,2,3-Trichlorobenzene (43%), 1,2,4-Trichlorobenzene (66%/37%), 1,2,4-Trimethylbenzene (60%), 1,2-Dichlorobenzene (78%/58%), 1,3,5-Trimethylbenzene (65%), 1,3-Dichlorobenzene (61%), 1,4-Dichlorobenzene (76%/59%), 2-Butanone (74%), 4-Isopropyltoluene (58%), Benzene (77%/61%), Chlorobenzene (65%), Ethylbenzene (69%), Ethylene Dibromide (77%), Isopropylbenzene (68%), Methylcyclohexane (67%), m+p-Xylene (70%), Naphthalene (55%), n-Butylbenzene (50%), n-Propylbenzene (68%), o-Xylene (71%), sec-Butylbenzene (61%), Styrene (57%), Tert-Butylbenzene (74%/68%), Tetrachloroethene (77%/63%), trans-1,3-Dichloropropene (78%), and Total Xylene (71%). No additional qualifiers were applied for RPD outliers since the analytes were qualified based on recovery data.

IRM-EX-025_7.5_20221027 – No target analytes were detected in the parent sample. RPD was within 30% for all spiked compounds. Bromomethane (155%) recovered above limits in the MSD. This analyte was not detected in the parent or field duplicate from this location. No qualifiers were applied. Analytes that recovered below laboratory limits in the MS and/or MSD have been qualified, "UJ" in the parent and field duplicate for 1,1,2,2-Tetrachloroethane (65%/63%), 1,1,2-Trichloroethane (68%/67%), 1,2,4-Trichlorobenzene (49%/45%), 1,2,4-Trimethylbenzene (67%/67%), 1,3-Dichlorobenzene (63%/61%), 1,3,5-Trimethylbenzene (69%/69%), 1,3-Dichlorobenzene (65%/63%), 1,4-Dichlorobenzene (64%/62%), 4-Isopropyltoluene (63%/65%), Benzene (75%/75%), Bromoform (61%/58%), Carbon Disulfide (75%), Chlorobenzene (71%/71%), Chlorodibromomethane (67%/64%), cis-1,3-Dichloropropene (69%/69%), Ethylbenzene (72%/72%), Ethylene Dibromide (67%/68%), Isopropylbenzene (67%/68%), m+p-Xylene (66%?68%), Naphthalene (49%/46%), n-Butylbenzene (57%/58%), n-Propylbenzene (70%/71%), o-Xylene (70%/70%), sec-Butylbenzene (63%/66%), Styrene (67%/67%), tert-Butylbenzene (68%/70%), Tetrachloroethene (72%/73%), Toluene (73%/75%), trans-1,3-Dichloropropene (66%/62%), and total Xylenes (68%/69%). No additional qualifiers were applied.

The National Functional Guidelines and EPA Region 2 SOPs state that "No qualifications to the data are necessary based on MS data alone."

1.4 Laboratory Control Sample/Laboratory Control Sample Duplicate (LCS/LCSD)
The LCS data for laboratory control samples (LCS) are generated to provide information on the accuracy of the analytical method and on the laboratory performance.

Acceptable LCS/LCS Duplicate was analyzed with the analytical sequence. Recovery and RPD were within limits with exceptions discussed below:

LCS/LCS Duplicate associated with IRM-EX-028_7.5_20221028, IRM-EX-027_7.5_20221028, and IRM-EX-018_4_20221028 yielded 2-Butanone (123%/123%) above laboratory limits. This target compound was not detected in field samples. Data was not qualified for this compound. Toluene (74%) recovered below laboratory limits in the LCS Duplicate. Non-detects have been qualified, "UJ."

LCS/LCS Duplicate associated with IRM-EX-004_3_20221025, IRM-EX-002_4_20221025, IRM-EX-003_3_20221025, IRM-EX-X01_20221025, IRM-EX-005_4_20221025, and IRM-EX-001_4_20221025 yielded Bromoform (156%/165%), Carbon Tetrachloride (135%/137%), and Chlorodibromomethane (147%/152%) above limits. Data was not qualified since these analytes were not detected in field samples. Elevated recovery does not support any potential loss of detection and/or result bias.

LCS associated with IRM-EX-007_4_20221025, IRM-EX-006_4_20221025, IRM-EX-009_4_20221025, IRM-EX-011_4_20221025, IRM-EX-012_4_20221025, IRM-EX-013_4_20221025, IRM-EX-014_4_20221025, IRM-EX-016_4_20221025, and IRM-EX-017_4_20221025 yielded 2-Butanone (74%), and tert-Butylbenzene (78%) below laboratory limits. Non-detects have been qualified, "UJ." Bromoform (165%/174%), Carbon Tetrachloride (136%/148%), and Chlorodibromomethane (147%/152%) recovered above laboratory limits in the LCS and LCS Duplicate. Data was not qualified for these analytes.

LCS/LCS Duplicate associated with IRM-EX-008_4_20221026, and IRM-EX-010_4-20221026 yielded 2-Hexanone (137%), Bromoform (196%/188%), Carbon Disulfide (129%/124%), Carbon Tetrachloride (151%/152%), and Chlorodibromomethane (173%/171%) above laboratory limits. No qualifiers were applied for non-detects.

LCS/LCS Duplicate associated with IRM-EX-026_7.5_20221028 yielded Bromoform (171%/178%), Carbon Tetrachloride (142%/143%), and Chlorodibromomethane (161%/166%) above laboratory limits. No qualifiers were applied for non-detects.

LCS/LCS Duplicate associated with IRM-TB-02_20221027, and IRM-FB-S_02_20221027 yielded Acetone (153%/156%), and Chlorobromomethane (129%) above laboratory limits. No qualifiers were applied for non-detects.

1.5 Blank Contamination

Quality assurance (QA) blanks, i.e., method, trip and field blanks are prepared to identify any contamination which may have been introduced into the samples during sample preparation or field activity. Method blanks measure laboratory contamination. Trip blanks measure cross-contamination of samples during shipment. Field blanks measure cross-contamination of samples during field operations. The following table was utilized to qualify target analyte results due to contamination. The largest value of all the associated blanks is required to be utilized:

Blank Type	Blank Result	Sample Result	Action for Samples
Method, Storage, field, Trip, Instrument	Detects	Not Detected	No qualification required
	<CRQL*	<CRQL*	Report CRQL value with a U
		>/= CRQL* and <2x the CRQL**	Report value with a U
	>CRQL*	</= CRQL*	Report CRQL value with a U
		>/=CRQL* and </= blank concentration	Report blank value for sample concentration with a U
		>/= CRQL* and > blank concentration	No qualification required
	=CRQL*	</= CRQL*	Report CRQL value with a U
		>CRQL*	No qualification required
	Gross Contamination**	Detects	Report blank value for sample concentration with a U

*2x the CRQL for methylene chloride, 2-butanone, and acetone.
**4x the CRQL for methylene chloride, 2-butanone, and acetone
***Qualifications based on instrument blank results affect only the sample analyzed immediately after the sample that has target compounds that exceed the calibration range or non-target compounds that exceed 100 ug/L.
Below is a summary of the compounds in the sample and the associated qualifications that have been applied:

A) **Method Blank Contamination:**
No target compounds were detected in the method blanks.

B) **Field Blank Contamination:**
Chloromethane (0.64 ug/L), and Methylene Chloride (0.51 ug/L) were detected in IRM-FB-S_01_20221025. Methylene Chloride (0.57 ug/L) was detected in IRM-FB-S-02_20221027. These target analytes were not detected in field samples. The reported results are not impacted.

C) **Trip Blank Contamination:**
No target compounds were detected in IRM-TB-01_20221025 or IRM-TB-02_20221027.

Note: Acetone is a common laboratory contaminant. The detected concentrations in field samples could not be negated, "U" due to lack of presence in the corresponding blanks. The end user should proceed with caution when making decisions based on these detections in field samples.

1.6 GC/MS Instrument Performance Check

The GC/MS tuning and performance criteria are established to ensure adequate mass resolution, proper identification of compounds and to some degree, sufficient instrument sensitivity. These criteria are not sample specific. Instrument performance is determined using standard materials. Therefore, these criteria should be met in all circumstances. The Tuning standard for volatile organics is Bromofluorobenzene (BFB).

Instrument performance was generated within acceptable limits and frequency (once prior to ICAL for 8260D) for Bromofluorobenzene (BFB) for all analyses.

1.7 Initial and Continuing Calibrations

Satisfactory instrument calibration is established to ensure that the instrument can produce acceptable quantitative data. An initial calibration demonstrates that the instrument can produce acceptable performance at the beginning of an experimental sequence. The continuing calibration checks support that the instrument is giving satisfactory daily performance. Initial calibration verifications were acceptable.

A) Response Factor GC/MS:

The response factor measures the instrument's response to specific chemical compounds. The response factor for all compounds must be >/= 0.05 in both initial and continuing calibrations. A value <0.05 indicates a serious detection and quantitation problem (poor sensitivity). Analytes detected in the sample will be qualified as estimated, "J." All non-detection for that compound in the corresponding samples will be rejected, "R." Method 8260D allows for a minimum response factor of 0.1 for Acetone and 2-Butanone. Validation criteria allows response factor to be /=>0.01 for poor responders (Acetone, MEK, Carbon Disulfide, Chloroethane, Chloromethane, Cyclohexane, 1,2-Dibromoethane, Dichlorodifluoromethane, cis-1,2-Dichloroethene, 1,2-Dichloropropane, 1,2-Dibromo-3-chloropropane, Isopropylbenzene, Methyl Acetate, Methylene Chloride, Methylcyclohexane, MTBE, trans-1,2-Dichloroethene, 4-Methyl-2-Pentanone, 2-Hexanone, Trichlorofluoromethane, 1,1,2-Trichloro-1,2,2-Trifluoroethane.

Response factors for the target analytes reported were found to be within acceptable limits (>/=0.05) and (>/= 0.01 for poor responders) and minimum response criteria in Method 8260D, for the initial and continuing calibrations for all reported analytes.

B) Percent Relative Standard Deviation (%RSD) and Percent Difference (%D):

Percent RSD is calculated from the initial calibration and is used to indicate the stability of the specific compound response factor over increasing concentrations. Percent D compares the response factor of the continuing calibration check to the mean response factor (RRF) from the initial calibration. Percent D is a measure of the instrument's daily performance. Percent RSD must be <20% and %D must be <20%. A value outside of these limits indicates potential detection and quantitation errors. For these reasons, all positive results are flagged as estimated, "J" and non-detects are flagged "UJ." If %RSD and %D grossly exceed QC criteria, non-detect data may be qualified, "R," unusable. Additionally, in cases where the %RSD is >20% and eliminating either the high or the low point of the curve does not restore the %RSD to less than or equal to 20% then positive results are qualified, "J". In cases where removal of either the low or high point restores the linearity, then only low or high-level results will be qualified, "J" in the portion of the curve where non-linearity exists. Closing CCV must meet 30% criteria. Poor responders must be </= 40%.

*Method 8260D allows for several analytes to be outside requirements due to the large number of compounds.

Initial Calibrations: The initial calibrations provided and the %RSD were within acceptable limits (20%) and (40% for poor responders) for all reported compounds.

Initial Calibration Verification (ICV- 2nd source) – Acceptable ICVs were analyzed. Bromoform (32.5%) was above criteria in the ICV associated with IRM-EX-004_3_20221025, IRM-EX-002_4_20221025, IRM-EX-003_3_20221025, IRM-EX-X01_20221025, IRM-EX-005_4_20221025, IRM-EX-001_4_20221025, IRM-EX-007_4_20221025, IRM-EX-006_4_20221025, IRM-EX-009_4_20221025, IRM-EX-011_4_20221025, IRM-EX-012_4_20221025, IRM-EX-013_4_20221025, IRM-EX-014_4_20221025, IRM-EX-016_4_20221025, IRM-EX-017_4_20221025, IRM-EX-008_4_20221026, IRM-EX-010_4_20221026, and IRM-EX-026_7.5_20221028. Non-detects have been qualified, "UJ."

Continuing Calibrations: The continuing calibrations provided and the %D were within acceptable limits (20%) and (40% for poor responders) for all reported compounds with exceptions discussed below:

CCAL CVOAMS7 10/29/2022 – Chlorobromomethane – 28.1%; "UJ" non-detects in IRM-TB-02_20221027, and IRM-FB-S_02_20221027.

CCAL CVOAMS9 10/28/2022 – Carbon Tetrachloride – 39.2%, Bromoform – 65.2%; "UJ" non-detects in IRM-EX-004_3_20221025, IRM-EX-002_4_20221025, IRM-EX-003_3_20221025, IRM-EX-X01_20221025, IRM-EX-005_4_20221025, and IRM-EX-001_4_20221025.

CCAL CVOAMS9 10/29/2022 – Carbon Tetrachloride – 32.9%, Chlorodibromomethane – 50.3%, Bromoform 61.9%; "UJ" non-detects in IRM-EX-007_4_20221025, IRM-EX-006_4_20221025, IRM-EX-009_4_20221025, IRM-EX-011_4_20221025, IRM-EX-012_4_20221025, IRM-EX-013_4_20221025, IRM-EX-014_4_20221025, IRM-EX-016_4_20221025, IRM-EX-017_4_20221025.

CCAL CVOAMS9 11/01/2022 – Carbon Tetrachloride – 42.05, Chlorodibromomethane – 63.0%, Bromoform – 83.1%; "UJ" non-detects in IRM-EX-008_4_20221026, IRM-EX-010_4_20221026.

CCAL CVOAMS9 11/03/2022 – Carbon Tetrachloride – 46.6%, Dichlorobromomethane – 22.1%, Chlorodibromomethane – 69.9%, Bromoform – 83.0%; "UJ" non-detects in IRM-EX-026_7.5_20221028.

1.8 Internal Standards

Internal Standards (IS) performance criteria ensure that the GC/MS sensitivity and response are stable during every experimental run. The internal standard area count must not vary by more than a factor of 2 (-50% to +100%) from the associated continuing calibration standard. The retention time of the internal standard must not vary more than +/-30 seconds from the associated continuing calibration standard. If the area count is outside the (-50% to +100%) range of the associated standard, all the positive results for compounds quantitated using that IS are qualified as estimated, "J", and all non-detects as "UJ", or "R" if there is a severe loss of sensitivity. If an internal standard retention time varies by more than 30 seconds, professional judgment will be used to determine either partial or total rejection of the data for that sample fraction.

Samples were spiked with the internal standards Fluorobenzene, Chlorobenzene-d5 and 1,4-Dichlorobenzene-d4 prior to sample analysis. The area responses and retention time of each internal standard met QC criteria except for 1,4-Dioxane-d8 which yielded low area response in IRM-EX-024_7.5_20221027, IRM-EX-025_7.5_20221027 (plus MS/MSD), IRM-EX-X02_20221027, and IRM-EX-029_7.5_20221027. This internal standard does not correspond to any detected compounds. Data was not qualified.

1.9 Field Duplicates

Field duplicate samples are collected and analyzed as an indication of overall precision. These results are expected to have more variability than laboratory duplicate samples. For soil samples an acceptable RPD is 50% for analytes above the reporting limits. The following criteria are utilized for Field Duplicate analysis:

Criteria	Detected Compounds	Non-Detected Compounds
The RPD is within the limits of 0 and 50% for soil	No qualification	No qualification
The RPD >50%	J in the parent and duplicate samples	Not applicable
The RPD could not be calculated since the compound was only detected in either the parent or duplicate sample. However, the detected concentration was </=2x the reporting limit	No qualification	No qualification
The RPD could not be calculated since the compound was only detected in either the parent or duplicate sample. However, the detected concentration was >2x the reporting limit.	J in the parent or duplicate sample	UJ in the parent of duplicate sample

Field duplicates were collected on samples designated below:

IRM-EX-004_3_20221025 = IRM-EX-X-01_20221025 –Acetone detections (0.0067 mg/kg vs. 0.012 mg/kg) were previously qualified, biased high, "J+" due to LCS/LCS Duplicate data. No other target compounds were detected in the parent or field duplicate.

IRM-EX-025_7.5_20221027 = IRM-EX-X02_20221027 – Precision is acceptable. No target compounds were detected in the parent or field duplicate.

1.10 Target Compound List Identification

TCL compounds are identified on the GC/MS by using the analyte's relative retention time (RRT) and by comparison to the ion spectra obtained from known standards. For the results to be a positive hit, the sample peak must be within =/- 0.06RRT units of the standard compound and have an ion spectrum which has a ratio of the primary and secondary m/e intensities within 20% of that in the standard compound.

GC/MS spectra met the qualitative criteria for identification. All retention times were within required specifications.

1.11 Tentatively Identified Compounds (TICs)

TICs were not required for these sampling events. When detected the identification must be considered tentative (both quantitative and qualitative) due to the lack of required compound specific response factors. Consequently, all concentrations should be considered estimated, "J" due to the qualitative uncertainty should be qualified, "N" where an identification has been made.

TICs were not required.

1.12 Compound Quantification and Reported Detection Limits

GC/MS quantitative analyses are acceptable. Correct internal standards per SW846, response factors and percent moisture were used to calculate final concentrations.

As required, the laboratory reported "J" values between the reporting limits (RL) and Method Detection Limits (MDLs). This is consistent with common laboratory practices. Samples were analyzed undiluted at 5 grams for soil and 5 mls for field and trip blanks.

1.13 Overall System Performance

Good resolution and chromatographic performance were observed.

2.0 Semivolatile Organics by GC/MS SW846 Method 8270E including 1,4-Dioxane by 8270E Selective Ion Monitoring (SIM) for Field Blanks.

The following method criteria were reviewed: holding times, Surrogates, MS, MSD, LCS, Field Duplicate, Blanks, Tunes, Calibrations, Internal Standards, Target Component Identification, Quantitation, Reported Quantitation Limits, and overall system performance. The Semivolatile results are valid and usable except for 2,4-Dinitrophenoo, and 4,6-Dinitro-2-methylphenol in IRM-EX-004_3_20221025, and the field duplicate; IRM-EX-X01_20221025 due to <10% MS/MSD recovery values as noted within the following text:

2.1 Holding Time

The amount of analyte in a sample can change with time due to chemical instability, degradation, volatilization, etc. If the technical holding time is exceeded, the data may not be considered valid. Those analytes detected in the samples whose holding time has been exceeded will be qualified as estimates, "J." The non-detects (sample quantitation limits) are required to be flagged as estimated, "J," or unusable, "R," if the holding times are grossly exceeded.

Soil samples were extracted within 14 days from collection as required. Field Blanks were extracted and analyzed within the method required holding times and the technical holding times (7 days from collection) required for data validation. Sample extracts were analyzed within 40 days of preparation as required.

2.2 Surrogate Recovery

All samples are spiked with surrogate compounds prior to sample preparation/extraction to evaluate overall laboratory performance and efficiency of the analytical technique. Additionally, the sample itself may produce effects due to such factors as interferences and high concentrations of analytes. Since the effects of the sample matrix are frequently outside the control of the laboratory and may present unique problems, the evaluation of the data is dependent upon reextraction and/or reanalysis to confirm/negate laboratory error or matrix related problems. Discussion of surrogate recoveries that fell outside (above/below) QC guidelines is itemized below:

Samples were spiked with six (6) surrogate standards at the sample extraction portion of analysis for full scan. The method allows for one (1) base neutral and one (1) acid recovery to be outside acceptance limits providing the recovery value is >10% without requiring reextraction/reanalysis. Surrogate recovery for sample analysis was within laboratory limits. Field Blanks analyzed for 1,4-Dioxane via selective ion monitoring (SIM) techniques were spiked with surrogate standard 1,4-Dioxane-d8. Recovery values were within laboratory limits for the Field Blanks. No qualifiers are required.

2.3 Matrix Spikes (MS)/Matrix Spike Duplicates (MSD)

MS/MSD data are generated to determine the long-term precision and accuracy of the analytical method in various matrices.

MS/MSD analysis was conducted on the samples summarized below:

IRM-EX-004_3_20221025 – 2,4-Dinitrophenol (5%/4%), and 4,6-Dinitro-2-methylphenol (12%/7%) non-detects must be considered unreliable and have been rejected, "R" in the parent and field duplicate from this location due to recovery values <10%. Non-detects for 2-Methylphenol (62%), and Hexachlorocyclopentadiene (23%/17%) have been qualified, "UJ." Benzo (g,h,i) perylene (56%/59%) recovered below limits. Results have been qualified, biased low, "J-.

RPD for Benzo (k) fluoranthene – 31% was above 30% criteria. This analyte was qualified, "J" by the laboratory in the field duplicate (0.018 mg/kg) since the concentration is less than the reporting limit. The parent concentration of 0.039 mg/kg) has been qualified, "J" with no direction bias. MS recovery (123%) and MSD (90%) were outside laboratory limits. Atrazine (159%) recovered above limits in the MS. No additional qualifiers were applied.

IRM-EX-010_4_20221026 – RPD was <30% for all spiked analytes. Non-detects have been qualified, "UJ" for 2,4-Dimethylphenol (65%), 2-Chlorophenol (60%), 2-Methylnaphthalene (61%), 2-Methylphenol (62%/62%), Acetophenone (60%/60%), bis (2-chloroethoxy) methane (60%/59%), Bis (2-chloroethyl) ether (55%/57%), Hexachlorobenzene (62%), Hexachloroethane (55%/58%), Isophorone (62%/62%), Nitrobenzene (61%), N-Nitroso di-n-propylamine (57%/56%), and Phenol (58%/58%) due to recovery values below limits in the MS and/or MSD. Benzo (g,h,i) detection has been qualified, "J-" due to MSD recovery (65%) below limits.

IRM-EX-025_7.5_20221027 – Elevated recovery values were obtained for all analytes. Detections in the parent and field duplicate from this location [IRM-EX-X-02_20221027] have been qualified, biased high, "J+ " RPD for 2,4-Nitrophenol (48%) was above limits. Based on professional judgement, the data was not qualified for this compound.

Batch MS/MSD was also provided in the lab report. Data was not qualified based on samples collected from a different site. Batch 1,4-Dioxane SIM MS/MSD recovery and RPD were within limits.

The National Functional Guidelines and EPA Region 2 SOPs state that "No qualifications to the data are necessary based on MS data alone."

2.4 Laboratory Control Sample/Laboratory Control Sample Duplicate (LCS/LCSD)
The LCS data for laboratory control samples (LCS) are generated to provide information on the accuracy of the analytical method and on the laboratory performance.

Acceptable LCS/LCS Duplicates were analyzed with each extraction batch. Recovery and RPD were within limits for all LCS/LCS Duplicates with exceptions discussed below:

LCS/LCS Duplicate associated with IRM-FB-S-01_20221025 yielded 1,2,4,5-Tetrachlorobenzene (118%/120%), Atrazine (171%/172%), and 2,3,4,6-Tetrachlorophenol (126%) above laboratory limits. No qualifiers were applied for non-detects.

LCS/LCS Duplicate associated with IRM-EX-006_4_20221025, IRM-EX-004_3_20221025, IRM-EX-005_4_20221025, IRM-EX-001_4_20221025, IRM-EX-003_3_20221025, IRM-EX-X01_20221025, IRM-EX-007_4_20221025, IRM-EX-002_4_20221025, IRM-EX-009_4_20221025, IRM-EX-011_4-20221025, IRM-EX-014_4_20221025, IRM-EX-012_4_20221025, IRM-EX-013_4_20221025, IRM-EX-016_4_20221025, , IRM-EX-17_4_20221025, and IRM-EX-015_4_20221025 yielded Atrazine (156%) and Indeno (1,2,3-cd) pyrene (148%/137%)above limits. Atrazine was not qualified. Indeno (1,2,3-cd) pyrene concentration in these samples has been qualified, "J+" biased high.

LCS/LCS Duplicate associated with IRM-Fb-S-02_20221027 yielded Atrazine (181%/184%) above limits. Data was not qualified.

LCS/LCS Duplicate associated with IRM-EX-025_7.5_20221027, IRM-EX-029_7.5_20221027, IRM-EX-X02_20221027, and IRM-EX-024_7.5_20221027 yielded Caprolactam RPD (52%) outside criteria. Data was not qualified.

2.5 Method Blanks

Quality assurance (QA) blanks, i.e., method, trip and field blanks are prepared to identify any contamination which may have been introduced into the samples during sample preparation or field activity. Method blanks measure laboratory contamination. Field blanks measure cross-contamination of samples during field operations.

The following table was utilized to qualify target analyte results due to contamination. The largest value of all the associated blanks is required to be utilized:

For:	Flag Sample Result with a "U" when:	Report CRQL & Qualify "U" when:	No Qualification is Needed when:
Phthalates (common laboratory contaminants)	Sample Conc. is >CRQL, but </=5x blank value	Sample Conc. Is <CRQL and </=5x blank value	Sample Conc. is >CRQL and >5x blank value
Other Contaminants	Sample Conc. is >CRQL, but </=1x blank value	Sample Conc. Is <CRQL and </=1x blank value	Sample Conc. is >CRQL and >1x blank value

Below is a summary of the compounds in the sample and the associated qualifications that have been applied:

A) **Method Blank Contamination:**

No target analytes were detected in the full scan Method blanks. No target analytes were detected in the SIM Method blanks for 1,4-Dioxane.

B) **Field Blank Contamination:**

No analytes were detected in the field blanks.

2.6 GC/MS Instrument Performance Check

The mass spec tuning and performance criteria are established to ensure adequate mass resolution, proper identification of compounds and to some degree, sufficient instrument sensitivity. These criteria are not sample specific. Instrument performance is determined using standard materials. Therefore, these criteria should be met in all circumstances. The Tuning standard for semivolatile organics is decafluorotriphenylphosphine (DFTPP).

Instrument performance was generated within acceptable limits and frequency (once prior to ICAL for 8270E) for decafluorotriphenylphosphine (DFTPP) for all analyses. Acceptable DDT breakdown was observed, and tailing factor met acceptance criteria.

2.7 Initial and Continuing Calibrations

Satisfactory instrument calibration is established to ensure that the instrument can produce acceptable quantitative data. An initial calibration demonstrates that the instrument can give acceptable performance at the beginning of an experimental sequence. The continuing calibration checks support that the instrument is giving satisfactory daily performance.

A) Response Factor GC/MS:
The response factor measures the instrument's response to specific chemical compounds. The response factor for all compounds must be >/= 0.05 in both initial and continuing calibrations. A value <0.05 indicates a serious detection and quantitation problem (poor sensitivity). Analytes detected in the sample will be qualified as estimated, "J." All non-detects for that compound in the corresponding samples will be rejected, "R."

The response factors for the target analytes reported were found to be within acceptable limits (>/=0.05), for the initial (average RRF) and continuing calibrations.

B) Percent Relative Standard Deviation (%RSD) and Percent Difference (%D):
Percent RSD is calculated from the initial calibration and is used to indicate the stability of the specific compound response factor over increasing concentrations. Percent D compares the response factor of the continuing calibration check to the mean response factor (RRF) from the initial calibration. Percent D is a measure of the instrument's daily performance. Percent RSD must be <20% and %D must be <20%. A value outside of these limits indicates potential detection and quantitation errors. For these reasons, all positive results are flagged as estimated, "J" and non-detects are flagged "UJ." If %RSD and %D grossly exceed QC criteria, non-detect data may be qualified, "R," unusable. Additionally, in cases where the %RSD is >30% and eliminating either the high or the low point of the curve does not restore the %RSD to less than or equal to 20% then positive results are qualified, "J". In cases where removal of either the low or high point restores the linearity, then only low or high-level results will be qualified, "J" in the portion of the curve where non-linearity exists. Due to the large number of analytes in this method, it is expected for some analytes to fall outside acceptance criteria and the calibration is still considered valid. Acceptable Initial Calibration Verifications were performed.

Initial Calibrations: The initial calibrations provided and the %RSD were within acceptable limits (20%) for all reported compounds.

Initial Calibration Verifications (ICVs – 2nd Source): Acceptable ICVs were analyzed. Benzaldehyde was above 30% for all ICVs associated with soil samples. Non-detects have been qualified, "UJ."

Continuing Calibrations: The continuing calibrations provided and the %D were within acceptable limits (20%) for all reported compounds with exceptions summarized below:

CCAL CBNAMS11 10/26/2022 – Benzaldehyde – 24.5%, Indeno (1,2,3-cd) pyrene – 39.8%; "J/UJ" results in IRM-EX-006_4_20221025, IRM-EX-004_3_20221025, IRM-EX-005_4_20221025, IRM-EX-001_4_20221025, IRM-EX-003_3_20221025, IRM-EX-X01_20221025, IRM-EX-007_4_20221025, IRMEX-002_4_20221025, IRM-EX-009_4_20221025, IRM-EX-011_4_20221025, and IRM-EX-014_4_20221025.

CCAL CBNAMS12 10/30/2022 – Benzaldehyde – 50.5%, 2,4-Dinitrophenol - 28.8%, 3,3-Dichlorobenzidine – 27.1%Di-n-octylphthalate 0 22.2%, Indeno (1,2,3-cd) pyrene – 31.4%; "J/UJ" results in IRM-EX-025_7.5_20221027, IRM-EX-029_7.5_20221027, IRM-EX-X02_20221027, and IRM-EX-024_7.5-20221027.

CCAL CBNAMS12 10/31/2022 – Benzaldehyde – 49.4%, 2,4-Dinitrophenol – 27.4%, 3,3'-Dichlorobenzidine – 25.8%, Indeno (1,2,3-cd) pyrene – 41.4%; "J/UJ" results in IRM-EX-018_4_20221028, IRM-EX-026_7.5_20221028, IRM-EX-028_7.5_20221028, and IRM-EX-027_7.5_20221028.

CCAL CBNAMS15 10/27/2022 – Benzaldehyde – 30.1%, 4,6-Dinitro-2-methylphenol 24.5%, Benzo (b) fluoranthene – 23.7%; "J/UJ" results in IRM-EX-012_4_20221025, IRM-EX-013_4_20221025, IRM-EX-016_4_20221025, and IRM-EX-017_4_20221025.

CCAL CBNAMS15 10/29/2022 – Benzaldehyde – 48.5%, 2,4-Dinitrophenol – 20.5%, 4,6-Dinitro-2-methylphenol 0- 32.0%, Di-n-octyl phthalate – 21.4%, Benzo (k) fluoranthene – 231.5%, Benzo (a) pyrene – 21.1%; "J/UJ" results in IRM-EX-008_4_20221026, and IRM-EX-010_4_20221026.

CCAL CBNAMS17 10/26/2022 – Benzaldehyde – 57.0%, 2,2'-oxybis [1-chloropropane] – 48.5%, Hexachlorocyclopentadiene - 22.3%, 2-Nitroaniline – 25.8%, 2,4-Dinitrophenol – 22.7%, 4,6-Dinitro-2-methylphenol – 21.1%, Atrazine – 25.5%, Indeno (1,2,3-cd) pyrene – 23.3%; "UJ" non-detects in IRM-FB-S-01_20221025.

CCAL CBNAMS18 10/29/2022 – Benzaldehyde – 47.5%, 2,4-Dinitrotoluene – 26.1%, Atrazine – 20.5%, 3,3'-Dichlorobenzidine 0 28.7%, Indeno (1,2,3-cd) pyrene – 37.7%, Dibenz (a,h) anthracene – 27.8%, Benzo (g,h,i) perylene – 20.2%; "UJ" non-detects in IRM-FB-S-02_20221027.

CCAL CBNAMS5 10/27/2022 – 2,4-dioxane – 26.6%, Benzaldehyde – 39.8%, Bis (2-chloroethyl) ether – 21.3%, 2,2'-oxybis [1-chloropropane] – 35.6%, Hexachlorobutadiene – 20.1%, 2-Nitroaniline – 21.9%, 2,4-Dinitrophenol – 20.8%, 4-Nitrophenol – 24.1%, Indeno (1,2,3-cd) pyrene – 24.1% "J/UJ" results in IRM-EX-015_4_20221025.

2.8 Internal Standards

Internal Standards (IS) performance criteria ensure that the GC/MS sensitivity and response are stable during every experimental run. The internal standard area count must not vary by more than a factor of 2 (-50% to +100%) from the associated continuing calibration standard. The retention time of the internal standard must not vary more than +/-30 seconds from the associated continuing calibration standard. If the area count is outside the (-50% to +100%) range of the associated standard, all the positive results for compounds quantitated using that IS are qualified as estimated, "J", and all non-detects as "UJ", or "R" if there is a severe loss of sensitivity. If an internal standard retention time varies by more than 30 seconds, professional judgment will be used to determine either partial or total rejection of the data for that sample fraction.

Area responses and retention times fell within established QC ranges for sample analysis.

2.9 Field Duplicates

Field duplicate samples are collected and analyzed as an indication of overall precision. These results are expected to have more variability than laboratory duplicate samples. An acceptable RPD is 50% for soil matrices for detections greater than the reporting limits. Professional judgment is utilized for analytes that demonstrate a high percentage difference.

Field duplicates were collected on samples designated below:

IRM-EX-004_3_20221025 = IRM-EX-X-01_20221025 – Precision is considered acceptable. No qualifiers were applied.

IRM-EX-025_7.5_20221027 = IRM-EX-X02_20221027 – Target detections were qualified biased high for positive hits due to high MS/MSD recovery. NO additional qualifiers were applied.

2.10 Target Compound List Identification

TCL compounds are identified on the GC/MS by using the analyte's relative retention time (RRT) and by comparison to the ion spectra obtained from known standards. For the results to be a positive hit, the sample peak must be within =/- 0.06RRT units of the standard compound and have an ion spectrum which has a ratio of the primary and secondary m/e intensities within 20% of that in the standard compound.

Mass spectra meet criteria. 1,4-Dioxane was not reported in IRM-EX-001-4_20221025, IRM-EX-002_4_20221025, IRM-EX-005_4_20221025, IRM-EX-006_4_20221025, IRM-EX-009_4_20221025, IRM-EX-013_4_20221025, IRM-EX-014_4_20221025, and IRM-EX-017_4_20221026.

2.11 Tentatively Identified Compounds (TICs)

TICs were not required for these sampling events. The identification must be considered tentative (both quantitative and qualitative) due to the lack of required compound specific response factors. Consequently, all concentrations should be considered estimated, "J" and because of the qualitative uncertainty should be qualified, "N" where an identification has been made.

TICs were not required.

2.12 Compound Quantification and Reported Detection Limits

GC/MS quantitative analyses are acceptable. Correct internal standards, response factors and percent moisture were used to calculate final concentrations.

As required, the laboratory reported "J" values between the reporting limits (RL) and Method Detection Limits (MDLs). This is consistent with common laboratory practices. Soil samples were extracted by SW-846 Method 3546 (microwave extraction). Field blanks were extracted by SW-846 Method 3510C (Separatory Funnel Extraction). Samples were analyzed undiluted.

2.13 Overall System Performance

Good resolution and chromatographic performance were observed.

3.0 Pesticides by GC SW846 Method 8081B, PCBs by SW846 Method 8082A, Herbicides by SW846 Method 8151A

The following method criteria were reviewed: holding times, Surrogates, MS, MSD, LCS, Field Duplicates, Blanks, Analytical Sequences, Calibrations, Target Component Identification, Quantitation, Reported Quantitation Limits, and overall system performance. The Pesticide, PCB and Herbicides results are valid and usable as noted within the following text:

3.1 Holding Time

The amount of analyte in a sample can change with time due to chemical instability, degradation, volatilization, etc. If the technical holding time is exceeded, the data may not be considered valid. Those analytes detected in the samples whose holding time has been exceeded will be qualified as estimates, "J." The non-detects (sample quantitation limits) are required to be flagged as estimated, "J," or unusable, "R," if the holding times are grossly exceeded.

Samples were extracted and analyzed within the method required for holding times and the technical holding times required for data validation (7 days from collection for field blanks and 14 days for soil samples for Pesticides and Herbicides). PCB extraction holding time is allowable to 1 year due to analyte stability. Extracts were analyzed within 40 days of collection. No qualifiers were required based on holding time.

3.2 Surrogate Recovery

All samples are spiked with surrogate compounds prior to sample preparation/extraction to evaluate overall laboratory performance and efficiency of the analytical technique. Additionally, the sample itself may produce effects due to such factors as interferences and high concentrations of analytes. Since the effects of the sample matrix are frequently outside the control of the laboratory and may present unique problems, the evaluation of the data is dependent upon reextraction and/or reanalysis to confirm/negate laboratory error or matrix related problems. No qualifications were applied if one of the spiked surrogates is above acceptance limits on one of the two columns. Discussion of surrogate recoveries that fell outside (above/below) QC guidelines is itemized below:

Acceptable surrogate recovery values for TCX and DCB were observed on either primary and confirmation column for Pesticides and PCBs with exceptions noted below:

Pesticides:

TCX and DCB recovered within laboratory limits for all field samples.

PCBs:

DCB recovered above laboratory limits on the secondary column (152%) in IRM-EX-025_7.5_20221027. PCB results are reported from the primary column where acceptable recovery was obtained (137%). PCBs were not detected in this sample. No qualifiers were applied.

Herbicides:

Surrogate DCPAA (2,4-Dichlorophenylacetic acid) recovered within laboratory limits for all samples.

Data was not qualified where the method blanks, and/or LCS/LCS Duplicates yielded recovery above laboratory limits and sample recovery values were acceptable.

3.3 Matrix Spikes (MS)/Matrix Spike Duplicates (MSD)

The MS/MSD data are generated to determine the long-term precision and accuracy of the analytical method in various matrices.

MS/MSD analysis was conducted on the samples summarized below:

IRM-EX-004_3_20221025 – Pesticide and PCB recovery and RPD was within laboratory limits for all spiked analytes. No qualifiers were applied. Silvex (2,4,5-TP) recovered above limits in the MS secondary column (151%) and MSD secondary column (151%). Silvex was not detected in the parent sample. Primary column recovery was within limits. No qualifiers were applied.

IRM-EX-008_4_20221026 – RPD was within 30% for all spiked compounds. MS/MSD yielded elevated recovery on either the primary and/or confirmatory column for Aldrin, 4,4'-DDD, 4,4'-DDE, 4,4'-DDT, alpha-BHC, Dieldrin, gamma-BHC (Lindane) and Heptachlor Epoxide. No positive Pesticides were found in the parent sample. Data was not qualified.

IRM-EX-025_7.5_20221027 – Pesticide RPD was within 30% for all spiked compounds. MS/MSD yielded elevated recovery on either the primary and/or confirmatory column for 4,4'-DDD, 4,4'-DDE, 4,4'-DDT, aldrin, alpha-BHC, cis-Chlordane, Dieldrin, Endosulfan I, Endosulfan II, Endosulfan Sulfate, Endrin, Endrin aldehyde, Endrin Ketone, gamma-GHC (Lindane), Heptachlor, Heptachlor Epoxide, and Methoxychlor. No positive Pesticides were found in the parent or field duplicate from this location. Data was not qualified. PCB recovery and RPD were within laboratory limits for Aroclor 1016, and Aroclor 1260. 2,4,5-T, 2,4-D, and Silvex (2,4,5-TP_ recovered within limits in the MS and MSD. RPD was also acceptable for Herbicide MS/MSD. No qualifiers were applied.

The National Functional Guidelines and EPA Region 2 SOPs state that "No qualifications to the data are necessary based on MS data alone."

3.4 Laboratory Control Sample/Laboratory Control Sample Duplicate (LCS/LCSD)
The LCS data for laboratory control samples (LCS) are generated to provide information on the accuracy of the analytical method and on the laboratory performance.

LCS/LCS Duplicates were analyzed in the analytical extraction batches for Pesticides, PCBs, and Herbicide. Recovery values and RPD were acceptable for LCS/LCS Duplicate pairs with exceptions summarized below:

Pesticide LCS associated with IRM-FB-S-01_20221025 yielded Endrin Ketone (140%) above laboratory limits on the primary column. Secondary column recovery was acceptable (109%). No qualifiers were applied.

Pesticide LCS associated with IRM-EX-025_7.5_20221027, IRM-EX-X02_20221027, and IRM-Ex-028_7.5_20221028 yielded Methoxychlor (132%) above laboratory limits on the primary column. Secondary column recovery was acceptable (106%). No qualifiers were applied.

Herbicides LCS/LCS Duplicate associated with IRM-FB-S-01_20221025 yielded RPD (52%) above 30%. Data was not qualified.

3.5 Blanks
Quality assurance (QA) blanks, i.e., method, instrument, and field blanks are prepared to identify any contamination which may have been introduced into the samples during sample preparation or field activity. Method blanks measure laboratory contamination. Instrument blanks measure carryover for cross contamination. Field blanks measure cross-contamination of samples during field operations.

The following table was utilized to qualify target analyte results due to contamination. The largest value of all the associated blanks is required to be utilized:

For:	Flag Sample Result with a "U" when:	Report CRQL & Qualify "U" when:	No Qualification is Needed when:
Any Contaminant	Sample Conc. is >CRQL, but </=5x blank value	Sample Conc. Is <CRQL and </=5x blank value	Sample Conc. is >CRQL and >5x blank value

Extraction and Instrument blanks were performed at the appropriate frequency.
Below is a summary of blank contamination:

A) **Method Blank Contamination:**
No target analytes were detected in the Pesticide, PCB or Herbicide method blanks.

B) **Field Blank Contamination:**
No target analytes were detected in the field blanks.

3.6 Calibration Verification
Initial and continuing calibration sequence was performed as required for individual and multi-component Pesticide, PCB and Herbicide standards. Acceptable DDT and Endrin breakdown percent difference (<20%) was observed. Acceptable retention times were obtained for all analysis and GC resolution is acceptable for both columns.

Linearity criteria for the initial standards have been satisfied for both columns as detailed below:
%RSD </= 20% for single component compounds except alpha-BHC and delta-BHC (25%)
%RSD </=30% for Toxaphene peaks
%RSD </= 30% for Surrogates (TCMX and DCB)
%RSD <20% for PCB Aroclors
%RSD <20% for Herbicides

Continuing calibration verifications:
For Pesticide analysis, the acceptable percent difference for any Pesticide is 20%, Herbicides is 20% and for PCB analysis, the acceptable limit is 15%.

Calibrations met method requirements for Pesticides, PCBs and Herbicides on either Channel A or B.

3.7 Field Duplicates

Field duplicate samples are collected and analyzed as an indication of overall precision. These results are expected to have more variability than laboratory duplicate samples. An acceptable RPD is 50% for soil and 25% for aqueous matrices. Professional judgment is utilized for analytes that demonstrate a high percentage difference.

Field duplicates were collected on samples designated below:

IRM-EX-004_3_20221025 = IRM-EX-X-01_20221025 – Aldrin (0.011 mg/kg),and Dieldrin (0.054 mg/kg) were detected in the parent sample and not in the field duplicate. Results have been qualified, "J/UJ." Herbicide precision is acceptable. Target compounds were not detected in the parent or field duplicate.

IRM-EX-025_7.5_20221027 = IRM-EX-X02_20221027 – Chlordane (0.029 mg/kg vs. 0.092 mg/kg) yielded RPD >50%. Results have been qualified, "J" in the parent and field duplicate. It is recommended that the end user make decisions based on the higher field duplicate concentration. 4,4'-DDT was detected in the field duplicate (0.0043 mg/kg) and not in the parent sample. The concentration is less than the reporting limit and qualified, "J" by the laboratory. No additional qualifiers were applied. Herbicide precision is acceptable. Target compounds were not detected in the parent or field duplicate.

3.8 Target Compound Identification

Qualitative criteria for compound identification have been established to minimize the number of false positives and false negatives. The retention times of all target analytes have been verified in the samples to that of the reference standards analyzed.

Acceptable DDT/Endrin breakdown was observed.

Positive Pesticide/PCB/Herbicide sample results are compared and where %Difference >25% when quantitated on the two columns the qualifications below are applied. Sample chromatograms were reviewed for the presence of interference. The following qualifications were applied where neither column shows interference:

%Difference	Qualifier
0-25%	None
26-70%	"J"
71-100%	"JN"
101-200% (no interference)	"R"
101-200% (interference detected) *	"JN"
>50% (Pesticide value is <CRQL)**	"U."
>201%	"R"

***When the reported %D is 101-200%, but interference is determined on either column, the results shall be qualified, "JN."**

**** When the reported Pesticide, PCB or Herbicide value is lower than the CRQL; and the %D is >50%, raise the value to the CRQL and qualify "U", undetected.**

Sample results were evaluated based on the above criteria. The following detections have been qualified:

IRM-EX-004_3_20221025 – Aldrin (0.0079 mg/kg vs 0.011 mg/kg) yielded RPD of 28.8%. Results have been qualified, "J."

IRM-EX-X02_20221027 – 4,4'-DDT (0.0033 mg/kg vs 0.0043 mg/kg) yielded RPD of 26.7%. The reported concentration (0.0043 mg/kg) is less than the reporting limit and qualified, "J" by the laboratory. No additional qualifiers were applied.

3.9 Compound Quantification and Reported Detection Limits

TCL compounds are identified on the GC by using the analyte's relative retention time (RRT) and by comparison to the primary column and the secondary confirmation column data.

Samples were analyzed undiluted. All quantitation was performed via the Internal Standard Method. Internal standard response for 1-Bromo-2-Nitrobenzene was within acceptance limits.

3.10 Overall System Performance

Acceptable system performance was maintained throughout the analysis of all samples. Good resolution and chromatographic performance were observed.

Soil samples were extracted using 15 grams. Field Blanks for Pesticides, PCBs and Herbicides were extracted from 250mls. Herbicide soil samples were extracted using 30 grams. This is acceptable practice and method compliant. The laboratory reporting levels reflect the appropriate extraction concentration weights and volumes and moisture content.

4.0 Per- and Polyfluoroalkyl Substances (PFAS) by LC/MS/MS by Modified EPA Method 537.1

The following method criteria were reviewed: Holding times, Extracted Internal Standards, MS, MSD, LCS/Laboratory Spiked Blanks, Field Duplicates, Method Blanks, Calibrations, Target Component Identification, Quantitation, Reported Quantitation Limits and Overall System Performance. The PFAS results are valid and usable as noted within the following text:

4.1 Holding Time/Preservation

The amount of analyte in a sample can change with time due to chemical instability, degradation, volatilization, etc. If the technical holding time is exceeded, the data may not be considered valid. Those analytes detected in the samples whose holding time has been exceeded will be qualified as estimates, "J." The non-detects (sample quantitation limits) are required to be flagged as estimated, "J," or unusable, "R," if the holding times are grossly exceeded.

Samples were extracted and performed within the method required holding times of 28 days from collection to extraction and 40 days from extraction to analysis for soils and 28 days from extraction to analysis for the field blanks. No data validation qualifiers were required based upon holding time. Samples were received properly preserved within temperature requirements of 6 degrees Celsius.

4.2 Extracted Internal Standards (Isotope Dilution Analytes)

All samples are spiked with surrogate compounds prior to sample analysis to evaluate overall laboratory performance and efficiency of the analytical technique. If the measure of surrogate concentrations is outside contract specification, qualifications are required to be applied to associated samples and analytes.

Extracted Internal Standard recoveries (%R) for Isotope Dilution analysis were found to be within acceptable limits. Data is qualified based on the following criteria:

Recovery <50% or >150%	**Apply "J" Qualifier**
Recovery <25% or >150% for poor responding analytes	**Apply "J" Qualifier**
Isotope Dilution Analyte (IDA) recovery <10%	**Reject Results, "R"**

Note: Problematic analytes (PFBA, PFPeA, Fluorotelomer sulfonates) can have wider recoveries without qualification.

Samples analyzed by Method 537 Isotope Dilution at Eurofins Lancaster were spiked with 13C4 PFBA, 13C5 PFPeA, 13C3 PFBS, 13C5 PFHxA, 13C3 PFHpA, M2-6:2 FTS, 13C8 PFOA, 13C8 PFOS, 13C9 PFNA, 13C6 PFDA, M2-8:2 FTS, 13C8 FOSA, d3-NMeFOSAA, 13C7 PFUnA, d5-NEtFOSAA, 13C2-PFDODA, and 13C2 PFTeDA. Recovery values were within limits with exceptions summarized below:

Acceptable recovery values were obtained for sample analysis with exceptions discussed below:

IRM-EX-008_4_20221026 – PFBA (39%), PFPeA (43%), C3PFBS (46%), PFHxA (47%), C4PFHA (47%), PFOS (49%), PFNA (49%), PFOSA (49%), and PFTDA (45%) recovered below limits. Detections in this sample [PFHpA – 0.054 ug/kg and PFOA (0.23 ug/kg] are less than the reporting limits and qualified, "J" by the laboratory. No additional qualifiers are required.

IRM-EX-016_4_20221026 – PFBA (49%) recovered below limits. PFBA was not detected in this sample. The criteria above does not mandate that non-detects be qualified, "UJ" and therefore data was not qualified.

IRM-EX-02_20221027 – d5NEFOS (156%) recovered above limits. Associated target compound NEtFOSAA was not detected in this sample. No qualifiers are required.

***Data was not qualified where batch MS/MSD/LCS was outside criteria and sample results were acceptable.**

4.3 Matrix Spikes (MS)/Matrix Spike Duplicate (MSD)Laboratory Duplicate (DUP)

The MS/MSD data are generated to determine the long-term precision and accuracy of the analytical method in various matrices and to demonstrate acceptable compound recovery by the laboratory at the time of sample analysis. The MS/MSD may be used in conjunction with other QC criteria for additional qualification of data.

Recovery <70% or >130% *(Laboratory derived criteria may also be used per NYSDEC April 2023 guidance*	Apply "J" qualifier to detects and 'UJ" qualifier to non-detects of parent sample only
RPD >30%	Apply "J" qualifier to detects and 'UJ" qualifier to non-detects of parent sample only

MS/MSD analysis was conducted on the samples summarized below:

IRM-EX-004_3_20221025 – MS/MSD recovery and RPD was within laboratory limits for all spiked compounds.

IRM-EX-025_7.5_20221027 - MS/MSD recovery and RPD was within laboratory limits for all spiked compounds.

Batch MS/MSD was also provided in the lab report. Data was not qualified based on samples collected from a different site.

Laboratory duplicate analysis was not conducted on field samples.

*****It should be noted that laboratory limits are wider than the validation criteria of 70-130%.***

4.4 Laboratory Control Sample (LCS)

The LCS data for laboratory control samples (LCS) are generated to provide information on the accuracy of the analytical method and on the laboratory performance.

Acceptable LCS was analyzed with each extraction batch. Recovery values were acceptable for all analyzed compounds.

In cases where outliers are obtained the following qualifiers are required:

Recovery <70% or >130% *(Laboratory derived criteria may also be used per NYSDEC April 2023 guidance)*	**Apply "J" qualifier to detects and "UJ" qualifier to non-detects**

*****It should be noted that laboratory limits are wider than the validation criteria of 70-130%.***

4.5 Blank Contamination

Quality assurance (QA) blanks, i.e., method, trip and field blanks are prepared to identify any contamination which may have been introduced into the samples during sample preparation or field activity. Method blanks measure laboratory contamination. Trip blanks measure cross-contamination of samples during shipment. Field and Equipment blanks measure cross-contamination of samples during field operations.

The following table was utilized to qualify target analyte results due to contamination. The largest value of all the associated blanks is required to be utilized:

Blank Result	Sample Result	Qualification
Any detection	<Reporting Limit	Qualify as ND as reporting limit
Any detection	>Reporting Limit and >10x the blank result	No Qualification
>Reporting Limit	>Reporting limit and <10x the blank result	J+ Biased High

A) Method Blank Contamination:
No target compounds were detected in the method blanks.

B) Field Blank Contamination:
No target compounds were detected in IRM-FB-S-01_20221025 or ITRM-FB-S-02_20221027.

***The ICB analyzed on 09/14/2022 yielded low detections (J qualified by the laboratory) of several analytes. Samples were analyzed 11/4/2022 and 11/09/2022 and the CCB preceding sample analysis did not contain any positive detections. The reported results are not impacted.**

4.6 Initial and Continuing Calibrations
Satisfactory instrument calibration is established to ensure that the instrument can produce acceptable quantitative data. An initial calibration demonstrates that the instrument can produce acceptable performance at the beginning of an experimental sequence. The continuing calibration checks support that the instrument is giving satisfactory daily performance. Initial and continuing calibration and verifications were acceptable and met the requirements with exceptions discussed below:

Initial Calibrations:

%RSD >20% (5-6 calibration levels)	J flag detects and UJ non-detects
R2 >0.990 (5-6 calibration levels)	J flag detects and UJ non-detects
Low-level calibration check <50% or >150%	J flag detects and UJ non-detects
Mid-level calibration check <70% or >130%	U flag detects and UJ non-detects

Initial Calibration Verification:

ICV recovery <70% or >130%	J flag detects and "UJ" non-detects.

Continuing Calibration Verification:

CCV recovery <70% or >130%	J flag results

Acceptable calibrations were analyzed. Data was not qualified where surrogate recovery was outside limits in the CCV's but within limits in field samples.

4.7 Internal Standards
Internal Standards (IS) performance criteria ensure that the LC/MS/MS sensitivity and response are stable during every experimental run. The internal standard area count must not vary by more than -50% to +150%) from the associated continuing calibration standard. The retention time of the internal standard must not vary more than +/-0.2 minutes from the associated continuing calibration standard. If the area count is outside the (-50% to +150%) range of the associated standard, all the positive results for compounds quantitated using that IS are qualified as estimated, "J", and all non-detects as

"UJ", or "R" if there is a severe loss of sensitivity. If an internal standard retention time varies by more than 30 seconds, professional judgment will be used to determine either partial or total rejection of the data for that sample fraction.

Samples analyzed by Method 537 Isotope Dilution were spiked with 13C2 PFOA. Response and retention times were within limits for all field samples. Several CCBs yielded high responses. Data was not qualified.

4.8 Field Duplicates

Field duplicate samples are collected and analyzed as an indication of overall precision. These results are expected to have more variability than laboratory duplicate samples. Acceptable RPD is 30% where sample concentrations are greater than 2x the reporting limit. In cases where RPD is >30%, the end user should utilize the higher concentration.

Field duplicates were collected on samples designated below:

IRM-EX-004_3_20221025 = IRM-EX-X-01_20221025 – Acceptable precision was obtained for detected analyte PFOS (0.16 ug/kg vs 0.26 ug/kg).

IRM-EX-025_7.5_20221027 = IRM-EX-X02_20221027 – PFHxS (0.065 ug/kg) was detected in the parent and not in the field duplicate. The detected concentration is less than the reporting limit and qualified, "J" by the laboratory. No additional qualifiers were applied. Precision is acceptable for the remaining detections as summarized below:

Analyte	IRM-EX-025_7.5_20221027 [Results in ug/kg]	IRM-EX-X02_20221027 [Results in ug/kg]
Perfluoropentanoic acid (PFPeA)	0.15	0.11
Perfluorohexanoic acid (PFHxA)	0.15	0.11
Perfluoroheptanoic acid (PFHpA)	0.13	0.089
Perfluorooctanoic acid (PFOA)	0.34	0.25
Perfluorononanoic acid (PFNA)	0.11	0.091
Perfluorodecanoic acid (PFDA)	0.15	0.14
Perfluoroundecanoic acid (PFUnA)	0.046	0.052
Perfluorododecanoic acid (PFD0A)	0.075	0.087
Perfluorotetradecanoic acid (PFTeA)	0.030	0.038
Perfluorooctanesulfonic acid (PFOS)	1.2	0.84
Perfluorodecanesulfonic acid (PFDS)	0.044	0.046

No qualifiers were applied.

4.9 Target Compound List Identification

TCL compounds are identified on the LC/MS/MS by using the analyte's relative retention time (RRT) obtained from known standards.

LC/MS/MS raw data met the qualitative criteria for identification. All retention times were within required specifications. In cases where the ratio of quantifier ion response to qualifier ion response falls outside the laboratory criteria, results are considered estimated, "J." No qualifiers were applied based on the above criteria.

4.10 Compound Quantification and Reported Detection Limits

LC/MS/MS quantitative analyses are acceptable. Samples were extracted by solid phase extraction techniques. Correct internal standards per EPA Method 537.1, response factors and percent moisture were used to calculate final concentrations.

As required, the laboratory reported "J" values between the reporting limits (RL) and Method Detection Limits (MDLs). This is consistent with common laboratory practices. Soil results are reported in ug/kg. Field Blank results are reported in ng/L where (1 ng/L = 0.001 ug/L).

4.11 Overall System Performance

Good resolution and chromatographic performance were observed. Target analyte peaks were properly integrated and consistent when compared to reference standards.

The laboratory receipt checklist for IRM-Ex028_7.5_20221028 indicated that the soil jar was potentially leaking since the melted ice was discolored. The percent moisture on this sample was determined to be 15.8%, which is reasonable for soil samples. Detections for PFDA (0.055 ug/kg), PFUnA (0.035 ug/kg), PFOS (0.19 ug/kg), and PFDA (0.092 ug/kg) are less than the reporting limits and qualified, "J" by the laboratory. Therefore, based on professional judgement, the detections were not qualified.

5.0 Metals by ICPMS/Cold Vapor SW846 Methods 6020B/7470A/7471B

The following method criteria were reviewed: holding times, CRDL standards, calibration, blanks, MS, laboratory duplicates, field duplicates, LCS, interference check sample, serial dilutions, and sample results verification. The soil and field blank results are valid and usable with the appropriate qualifiers as notated in the following text:

5.1 Holding Times

The amount of analyte in a sample can change with time due to chemical instability, degradation, volatilization, etc. If the technical holding time is exceeded, the data may not be considered valid. Those analytes detected in the samples whose holding time has been exceeded will be qualified as estimates, "J." The non-detects (sample quantitation limits) are required to be flagged as estimated, "J," or unusable, "R," if the holding times are grossly exceeded.

Samples were digested and analyzed for TAL (23) Metals and select samples for Total Lead within the method required holding times and the technical holding times for data validation.

5.2 Calibration (ICV/CCV)

Satisfactory instrument calibration is established to ensure that the instruments can produce acceptable quantitative data. An initial calibration demonstrates that the instruments can give acceptable performance at the beginning of an experimental sequence. The continuing calibration checks support that the instruments are giving satisfactory sequential performance and that the initial calibration is still valid.

The ICPMS and Mercury instruments were calibrated utilizing a minimum of a five-point curve in addition to blanks at the beginning of each analytical run. The calibrations have been determined to be acceptable, yielding correlation coefficients of 0.995 or greater.

For ICPMS analysis, satisfactory instrument performance near the Contract Required Detection Limit (CRDL) was demonstrated by analyzing a CRDL standard at the beginning and end of the analytical run. The instruments were calibrated properly by analyzing the CRDL solution at the correct levels and analyzed at the required frequency at the beginning and end of each analytical run. All recoveries were within acceptable limits of 90-110 % for initial calibration.

Continuing calibrations were within acceptable limits of 90-110% recovery of the true values for ICPMS and Mercury (80-120%) for all field samples. No qualifications were applied based upon ICV/CCV analysis.

5.3 Blanks

Quality assurance (QA) blanks, i.e., method, field or preparation blanks are prepared to identify any contamination that may have been introduced into the samples during sample preparation or field activity. Preparation blanks measure laboratory contamination. Field blanks measure cross-contamination of samples during field operations.

Digestion/prep/ICB/CCBs were generated within acceptable limits, yielding final concentrations less than the CRDL. No target elements were detected in IRM-FB-S-01_20221025 or IRM-FB-S_02_20221027.

5.4 Spiked Sample Recovery

The spike data are generated to determine the long terms precision and accuracy of the analytical method in various matrices.

Spike recoveries are qualified based on the criteria below:
<30%- "R" all detects and non-detects.
Between 30%-74% - results >/=MDL "J-" and non-detects "UJ."
Between 126-150% - results >/=MDL "J+" and no qualifiers for non-detects.

MS/MSD analysis was conducted on the samples summarized below:

IRM-EX-004_3_20221025 – Copper (70%), Potassium (46%/45%), Sodium (69%), and Zinc (66%) recovered below limits in the MS and/or MSD. Detections in the parent and field duplicate from this location [IRM-EX-X01_20221025] have been qualified, biased low, "J-." Post digestion recovery for Cadmium (187%), and Silver (15%) was outside limits. Cadmium detections have been qualified, "J" by the laboratory. Silver non-detects have been qualified "UJ."

IRM-EX-025_7.5_20221027 – Antimony recovered below limits in the MS (34%) and MSD (35%). The detected concentrations in the parent and field duplicate from this location [IRM-EX-X02_20221027] have been qualified, biased low, "J-." Copper (165%/181%), Vanadium (133%), and Zinc (127%) recovered above limits in the MS and/or MSD. Detections in the parent and field duplicate have been qualified, biased high, "J+." Post digestion recovery values were within limits for all elements.

Note: Data was not qualified where spike recovery outliers were obtained, and the parent concentration is >4x the spike level.

Batch MS/MSD was also provided in the lab report. Data was not qualified based on samples collected from a different site.

5.5 Laboratory/Field Duplicates

The laboratory uses duplicate sample determinations to demonstrate acceptable method precision at the time of analysis. Duplicate analyses are also performed to generate data to determine the long-term precision of the analytical method on various matrices.

Soil Laboratory Duplicates:
RPD >35% but <100% - J detected concentrations.
RPD >/=100% - R all detected and non-detected concentrations

Laboratory duplicate analysis on IRM-EX-004_3_20221025 and IRM-EX-025_7.5_20221027 yielded acceptable RPD for all elements. Laboratory duplicate analysis was also performed on IRM-EX-008_4_20221026 for Mercury. Mercury was not detected in the parent or lab duplicate. Precision is acceptable.

Batch Laboratory Duplicate was also provided in the lab report. Data was not qualified based on samples collected from a different site.

Soil Field Duplicates:
RPD >/=50% but <120% - qualify sample and duplicate results >/= CRQL "J"
RPD >/= 120% - reject sample and duplicate results >/= CRQL "R"

Field duplicates were collected on samples designated below:

IRM-EX-004_3_20221025 = IRM-EX-X-01_20221025 – Nickel (43.8 mg/kg vs. 22.6 mg/kg) yielded RPD >50%. Results in the parent and field duplicate have been qualified, "J."

IRM-EX-025_7.5_20221027 = IRM-EX-X02_20221027 – Precision is acceptable for all detected elements. No qualifiers were applied.

5.6 Laboratory Control Sample

The laboratory Control Sample (LCS) serves as a monitor of the overall performance of each step during the analysis, including the sample preparation. Aqueous and solid Laboratory Control samples shall be analyzed for each analyte utilizing the same sample preparation, analytical methods and QA/QC procedures as employed for the samples.

An acceptable LCS was analyzed and reported for ICPMS and Mercury analysis. Associated LCS recoveries were within the acceptable limits for Metals analyses. Qualifiers were not required.

5.7 Interference Check Sample

The interference check sample (ICS) verifies the laboratory's interelement and background correction factors. The ICS consists of two solutions, A and AB. Solution A consists of interference, and solution AB consists of analytes mixed with interferents.

SW846 Methods 6020B require solution A and solution AB to be analyzed separately. The recoveries for the ICP interference check sample were all within the acceptable limits of 80-120%. No data qualifications were made based upon ICS analysis.

5.8 ICP Serial Dilution

The serial dilution of samples quantitated by ICP determines whether significant physical or chemical interferences exist due to sample matrix. An ICP serial dilution analysis must be performed on a sample for each group of samples with a similar matrix type and concentration, or for each Sample Delivery Group (SDG), whichever is more frequent.

Acceptable ICP serial dilutions were performed at a 5-fold dilution as required by the method where the initial concentration is equal or greater than 50x MDL. Serial dilution analysis agrees with a 10% difference of the original determination after correction for dilution for all reported elements in IRM-EX-004_3_20221025, and IRM-EX-025_7.5_20221027.

5.9 Sample Results Verification

Analyte quantitation was generated in accordance with protocols. The raw data was verified and found within the linear range of each instrument used for quantitation. Raw data supplied corresponds with reported values. Verification of the calculations yielded reported results. Samples were analyzed at the dilutions notated on the reporting forms in Appendix C.

5.10 Overall Assessment of Data

The data generated is of acceptable quality. The Metals results are usable at the concentrations presented in the validated Form I's. Samples were analyzed by ICPMS. ICPMS tune and internal standard response met acceptance criteria.

6.0 Total Cyanide by SW846 Method 9012B and Hexavalent Chromium by SW846 Method 7196A and Trivalent Chromium by Calculation.

Cyanide and Hexavalent Chromium results are valid and usable except for non-detects in IRM-FB-S-02_20221027 for Hexavalent Chromium due to holding time exceedance as notated in the following text:

6.1 Holding Times

The amount of analyte in a sample can change with time due to chemical instability, degradation, volatilization, etc. If the technical holding time is exceeded, the data may not be considered valid. Those analytes detected in the samples whose holding time has been exceeded will be qualified as estimates, "J." The non-detects (sample quantitation limits) are required to be flagged as estimated, "J," or unusable, "R," if the holding times are grossly exceeded.

Total Cyanide was distilled and analyzed within 14 days of collection. Analysis was performed within the method holding time of 28 days from collection for Hexavalent Chromium for soil samples. IRM-FB-S-01_20221025 for Hexavalent Chromium was analyzed within 24 hours of collection. IRM-FB-S-02_20221027 was analyzed beyond 24 hours. Non-detects have been rejected, "R." No additional qualifiers were applied based on holding time.

6.2 Calibration (Initial and Continuing Calibration Verifications)

Acceptable ICVs and CCVs were analyzed yielding recovery values between 90-110% for Hexavalent Chromium and 85-115% for Cyanide. No qualifications were applied based upon calibration data.

6.3 Blanks

Quality assurance (QA) blanks, i.e., method, field or preparation blanks are prepared to identify any contamination, which may have been introduced into the samples during sample preparation or field activity. Preparation blanks measure laboratory contamination. Field blanks measure cross-contamination of samples during field operations.

Acceptable method blanks, ICBs and CCBs were analyzed. Cyanide and Hexavalent Chromium were not detected in the method blanks. Hexavalent Chromium and Total Cyanide were not detected in the field blanks.

6.4 Spiked Sample Recovery

The spike data are generated to determine the long-term precision and accuracy of the analytical method in various matrices.

MS/MSD analysis was conducted on the samples summarized below:

IRM-EX-004_3_20221025 – Soluble and Insoluble MS/MSD recovery values were within limits (75-125%) for Hexavalent Chromium. Post digestion recovery was also within limits (85-115%). Cyanide MS (134%) and MSD (134%) were above limits. Cyanide was not detected in the parent or field duplicate. Elevated recovery does not support any potential loss of detection and/or results bias. No qualifiers were applied.

IRM-EX-025_7.5_20221027 - Soluble and Insoluble MS/MSD recovery values were within limits (75-125%) for Hexavalent Chromium. Post digestion recovery was also within limits (85-115%). Cyanide MS (104%) and MSD (104%) were within limits. No qualifiers were applied.

Batch MS/MSD was also provided in the lab report. Data was not qualified based on samples collected from a different site.

No additional qualifiers were applied based on MS/MSD data.

6.5 Laboratory/Field Duplicates

The laboratory uses duplicate sample determinations to demonstrate acceptable method precision at the time of analysis. Duplicate analyses are also performed to generate data to determine the long-term precision of the analytical method on various matrices.

Laboratory Duplicates:
Hexavalent Chromium laboratory duplicate analysis was performed on IRM-EX-004_2_20221025, and IRM-EX-025_7.5_20221027. Hexavalent Chromium was not detected in the parent or field duplicate for these samples. No qualifiers were applied.

Field duplicates were collected on samples designated below:

IRM-EX-004_3_20221025 = IRM-EX-X-01_20221025 – Precision is acceptable.

IRM-EX-025_7.4_20221027 = IRM-EX-X02_20221027 – Low detection of Cyanide (0.23 mg/kg) was detected in the field duplicate at the reporting limit. Cyanide was not detected in the parent sample (0.25 U). No qualifiers were applied. Hexavalent Chromium was not detected in the parent or field duplicate.

6.6 Laboratory Control Sample/Laboratory Control Duplicate

The laboratory Control Sample (LCS) serves as a monitor of the overall performance of each step during the analysis, including the sample preparation. Aqueous and solid Laboratory Control samples shall be analyzed for each analyte utilizing the same sample preparation, analytical methods and QA/QC procedures as employed for the samples.

Acceptable LCS and LCS Duplicates were analyzed. Recovery values were determined to be acceptable.

6.7 Sample Results Verification
Analyte quantitation was generated in accordance with protocols. The instrument logs were verified and found within the linear ranges of the instrument used for quantitation.

6.8 Overall Assessment of Data
The data was of acceptable quality.

Reviewer's Signature Lori A. Beyer **Date** 01/29/2025

Appendix A
Chain of Custody Documents
And Sample Receipt Checklists

Address:

NYC 222

Chain of Custody Record

636839

eurofins | Environment Testing America

11/07/2022

Regulatory Program: ☐ DW ☐ NPDES ☐ RCRA ☐ Other:

TAL-8210

Client Contact	Project Manager: Scott Cuponga	Site Contact: A. Cardenas	Date: 10/25/22	COC No:
Company Name: AKRF Inc	Tel/Email: 203 252 4015	Lab Contact: M. Hess	Carrier:	1 of 2 COCs
Address: 440 Park Ave S 7th Fl	Analysis Turnaround Time			Sampler:
City/State/Zip: New York, NY 10016	☐ CALENDAR DAYS ☐ WORKING DAYS			For Lab Use Only:
Phone:	TAT if different from Below: Standard			Walk-in Client:
Fax:	☐ 2 weeks ☐ 1 week ☐ 2 days ☐ 1 day			Lab Sampling:
Project Name: 350 Grand Concourse				Job / SDG No.: 268165
Site: 350 Grand Concourse				
PO# ~~ETS 522~~ 210258 (AC)				

Sample Identification	Sample Date	Sample Time	Sample Type (C=Comp, G=Grab)	Matrix	# of Cont.	Filtered Sample (Y/N)	Perform MS / MSD (Y/N)	VOC EPA method 8260C	SVOCs EPA method 8270D	PCBs EPA method 8082	Pesticides EPA method 8081B	TAL metals 6010B/7471B	Hex chrom + cyanide	1,4-dioxane 8260D SIM	Sample Specific Notes:
IRM-EX-001-4-20221025	10/25/22	0900	G	Soil	4			X	X						1
IRM-EX-002-4-20221025		0905			4			X	X						2
IRM-EX-003-3-20221025		0840			6			X	X	X	X	X	X	X	3
IRM-EX-004-3-20221025		0910			18		Y	X	X	X	X	X	X	X	4 MS/MSD Adj. Volume
IRM-EX-X01-20221025		0915			6			X	X	X	X	X	X	X	5
IRM-EX-005-4-20221025		1045			4			X	X						6
IRM-EX-007-4-20221025		1040			6			X	X	X	X	X	X	X	7
IRM-EX-006-4-20221025		1055	"	"	4			X	X						8
IRM-EB-S-01-20221025		1115	—	Aq	13			X	X	X	X	X	X	X	9
IRM-TB-01-20221025	10/25/22	—	—	Aq	2			X							10
IRM-EX-009-4-20221025	10/25/22	1130	G	Soil	4			X	X						11
IRM-EX-011-4-20221025	10/25/22	1255	↓	↓	6			X	X	X	X	X	X	X	12

HOLD SHORT

Preservation Used: 1= Ice, 2= HCl; 3= H2SO4; 4=HNO3; 5=NaOH; 6= Other

Possible Hazard Identification:
Are any samples from a listed EPA Hazardous Waste? Please List any EPA Waste Codes for the sample in the Comments Section if the lab is to dispose of the sample.

☐ Non-Hazard ☐ Flammable ☐ Skin Irritant ☐ Poison B ☐ Unknown

Sample Disposal (A fee may be assessed if samples are retained longer than 1 m

☐ Return to Client ☐ Disposal by Lab ☐ Archive for _____ Months

Special Instructions/QC Requirements & Comments: Cat B Equis EDD Part 375/TCP-51 Lists

Custody Seals Intact: ☐ Yes ☐ No | Custody Seal No.: | Cooler Temp. (°C): Obs'd: _____ Corr'd: _____ Therm ID No.: _____

Relinquished by:	Company:	Date/Time:	Received by:	Company:	Date/Time:
A. Cardenas	AKRF 16.0	10/25/22			10/25/22 10:10
Relinquished by:	Company:	Date/Time:	Received by:	Company:	Date/Time:
					10/25/22 1700
Relinquished by:	Company:	Date/Time:	Received in Laboratory by:	Company:	Date/Time:
		10/25/22 1800			10/25/22 1800

→ TAT Req → TAT Req

460-268165 Chain of Custody

Page 16589 of 16601

Chain of Custody Record

636845 eurofins | Environment Testing America

NYC 222

Address: _____

Regulatory Program: ☐ DW ☐ NPDES ☐ RCRA ☐ Other:

TAL-8210

Client Contact	Project Manager: Scott Cu	Site Contact: A. Gutierrez	Date: 10/25/22	COC No:
Company Name: AKRF, Inc	Tel/Email: 203 252 4619	Lab Contact: M. Hugo	Carrier:	2 of 2 COCs
Address: 440 Park Ave S 7th Fl	Analysis Turnaround Time			Sampler:
City/State/Zip: New York, NY 10016	☐ CALENDAR DAYS ☐ WORKING DAYS			For Lab Use Only:
Phone:	TAT if different from Below _____			Walk-in Client:
Fax:	☐ 2 weeks Standard			Lab Sampling:
Project Name: 350 Grand Concourse	☐ 1 week			Job / SDG No.: 268165
Site: 350 Grand Concourse	☐ 2 days			
PO# 210258 210258	☐ 1 day			

Sample Identification	Sample Date	Sample Time	Sample Type (C=Comp, G=Grab)	Matrix	# of Cont.	Filtered Sample (Y/N)	Perform MS / MSD (Y/N)	VOCs 8260	SVOCs 8270	PCBs 8082	Pesticides 8081	TAL metals 6010/7000	Hex chrom	Cyanide	1,4-dioxane 8270	STARS	Sample Specific Notes:
IRM-EX-012_4_20221025	10/25/22	1306	G	Soil	6			X	X	X	X	X	X	X	X		13
IRM-EX-013_4_20221025		1305			4			X	X								14
IRM-EX-014_4_20221025		1310			4			X	X								15
IRM-EX-015_4_20221025		1320			6			X	X	X	X	X	X	X	X		16
IRM-EX-016_4_20221025		1325			6			X	X	X	X	X	X	X	X		17
IRM-EX-017_4_20221025		1330			4			X	X								18

Preservation Used: 1= Ice, 2= HCl; 3= H2SO4; 4=HNO3; 5=NaOH; 6= Other _____

Possible Hazard Identification:
Are any samples from a listed EPA Hazardous Waste? Please List any EPA Waste Codes for the sample in the Comments Section if the lab is to dispose of the sample.

☐ Non-Hazard ☐ Flammable ☐ Skin Irritant ☐ Poison B ☐ Unknown

Sample Disposal (A fee may be assessed if samples are retained longer than 1 month)

☐ Return to Client ☐ Disposal by Lab ☐ Archive for _____ Months

Special Instructions/QC Requirements & Comments: Cat B Equis EDD, Part 375 / CP-51 Lists

Custody Seals Intact: ☐ Yes ☐ No | Custody Seal No.: | Cooler Temp. (°C): Obs'd: _____ Corr'd: _____ | Therm ID No.: _____

Relinquished by:	Company:	Date/Time:	Received by:	Company:	Date/Time:
A. Gutierrez	AKRF	10/25/22			10/27/22 11:20
Relinquished by:	Company:	Date/Time:	Received by:	Company:	Date/Time:
					10/28/22 1120
Relinquished by:	Company:	Date/Time:	Received in Laboratory by:	Company:	Date/Time:
		10/28/22 1500			10/28/22 1500

22 TRA 33 TRA

11/07/2022

Page 16590 of 16601

260-249

Chain of Custody Record

636846

eurofins | Environment Testing America

Address: _____

Regulatory Program: ☐ DW ☐ NPDES ☐ RCRA ☐ Other: NYC 2022

TAL-8210

Client Contact	Project Manager: Scott Cupersmith	Site Contact: A. Gerkens	Date: 10/26/22	COC No:
Company Name: AKRF, Inc	Tel/Email: 203 252 4615	Lab Contact: M. Mayo	Carrier:	1 of 1 COCs
Address: 440 Park Ave S 7th Fl	Analysis Turnaround Time			Sampler:
City/State/Zip: New York, NY 10016	☐ CALENDAR DAYS ☐ WORKING DAYS			For Lab Use Only:
Phone:	TAT if different from Below			Walk-in Client:
Fax:	☐ 2 weeks ☐ 1 week ☐ 2 days ☐ 1 day — standard			Lab Sampling:
Project Name: 350 Grand Concourse				Job / SDG No.:
Site: 350 Grand Concourse				
PO # 216258				

Sample Identification	Sample Date	Sample Time	Sample Type (C=Comp, G=Grab)	Matrix	# of Cont.	Filtered Sample (Y/N)	Perform MS / MSD (Y/N)	VOCs 8260	SVOCs 8270	PCBs 8082	Pesticides 8081	Herbicides	PAH Methyl Groups	Hex Chrome	Cyanide	Arsenic Chromium Lead 6010	1,4-dioxane 8270	Total Lead	Sample Specific Notes
1 IRM-EX-008_4_20221026	10/26/22	0750	G	Soil	6			X	X	X	X	X	X	X	X	X			
2 IRM-EX-016_4_20221026		0755			4			X	X										
3 IRM-EX-019_4_20221026		1050			1													X	
4 IRM-EX-020_4_20221026		1055			1													X	
5 IRM-EX-021_4_20221026		1100			1													X	
6 IRM-EX-022_4_20221026		1105			1													X	
7 IRM-EX-023_5_20221026		1110			1													X	

SHORT HOLD

460-268249 Chain of Custody

Preservation Used: 1= Ice, 2= HCl; 3= H2SO4; 4=HNO3; 5=NaOH; 6= Other _____

Possible Hazard Identification:
Are any samples from a listed EPA Hazardous Waste? Please List any EPA Waste Codes for the sample in the Comments Section if the lab is to dispose of the sample.

☐ Non-Hazard ☐ Flammable ☐ Skin Irritant ☐ Poison B ☐ Unknown

Sample Disposal (A fee may be assessed if samples are retained longer than 1 month)

☐ Return to Client ☐ Disposal by Lab ☐ Archive for _____ Months

Special Instructions/QC Requirements & Comments:
Add to existing SDG Cat B Equis EDDs Part 375 / CP-51 Lists

Custody Seals Intact: ☐ Yes ☐ No	Custody Seal No.:	Cooler Temp. (°C): Obs'd: _____ Corr'd: _____	Therm ID No.: _____
Relinquished by: A. Gerkens	Company: AKRF	Date/Time: 10/26/22	Received by:	Company: E.I.V	Date/Time: 10/26/22 1:30
Relinquished by:	Company:	Date/Time:	Received by:	Company:	Date/Time: 10/26/22 1700
Relinquished by:	Company:	Date/Time: 10/26/22 1900	Received in Laboratory by:	Company:	Date/Time: 10/27/22 1600

IF PRO IF > RO

Address: _____

Chain of Custody Record

636837 eurofins | Environment Testing America

Regulatory Program: ☐ DW ☐ NPDES ☐ RCRA ☐ Other:

TAL-8210

Client Contact	Project Manager: Scott Cuppett	Site Contact: A. Cardenas	Date: 10/27/22	COC No: 1 of 1 COCs
Company Name: ~~440 Ng~~ AKRF, INC	Tel/Email: 203 252 4815	Lab Contact: M. Haas	Carrier:	Sampler:
Address: 440 Park Ave S 7th Fl	Analysis Turnaround Time			For Lab Use Only:
City/State/Zip: New York NY 10016	☐ CALENDAR DAYS ☐ WORKING DAYS			Walk-in Client:
Phone:	TAT if different from Below			Lab Sampling:
Fax:	☐ 2 weeks ☐ 1 week ☐ 2 days ☐ 1 day — Standard			Job / SDG No.: 268322
Project Name: 350 Grand Concourse				
Site: 350 Grand Concourse				
PO# 210258				

Sample Identification	Sample Date	Sample Time	Sample Type (C=Comp, G=Grab)	Matrix	# of Cont.	Filtered Sample (Y/N)	Perform MS/MSD (Y/N)	VOCs 8260	SVOCs 8270	PCBs 8270	Pesticides 8081	Herbicide	TAL Metals 6010/7471	Hex Chrome	Cyanide	Trivalent Chrome	1,4-dioxane 8270D SIM	Sample Specific Notes:
IRM-EX-024-7.5-20221027	10/27/22	1036	G	Soil	4			X	X									
IRM-EX-025-7.5-20221027	↓	1040	↓	↓	18		Y	X	X	X	X	X	X	X	X	X		MS/MSD add. volume
IRM-EX-X02-20221027	↓	1056	↓	↓	6			X	X	X	X	X	X	X	X	X		
IRM-EX-029-7.5-20221027	10/27/22	1145	↓	↓	4			X	X									
IRM-FB-S-02-20221027	10/27/22	1320	—	AQ	13			X	X	X	X	X	X	X	X	X	X	
IRM-FB-02-20221027	10/27/22	—	—	↓	2			X										

460-268322 Chain of Custody

Preservation Used: 1= Ice, 2= HCl; 3= H2SO4; 4=HNO3; 5=NaOH; 6= Other _____

Possible Hazard Identification:
Are any samples from a listed EPA Hazardous Waste? Please List any EPA Waste Codes for the sample in the Comments Section if the lab is to dispose of the sample.

☐ Non-Hazard ☐ Flammable ☐ Skin Irritant ☐ Poison B ☐ Unknown

Sample Disposal (A fee may be assessed if samples are re ... 1 month)

☐ Return to Client ☐ Disposal by Lab ☐ Archive for _____ Months

Special Instructions/QC Requirements & Comments:

Cat B Edds EDDs Part 375 / CP-51 Lists

Custody Seals Intact: ☐ Yes ☐ No	Custody Seal No.:	Cooler Temp. (°C): Obs'd: _____ Corr'd: _____	Therm ID No.: _____
Relinquished by: A. Cardenas	Company: AKRF	Date/Time: 10/27/22	Received by:	Company:	Date/Time: 10/27/22 14:5
Relinquished by:	Company:	Date/Time:	Received by:	Company:	Date/Time: 10/27/22 1700
Relinquished by:	Company:	Date/Time: 10/27/22 1900	Received in Laboratory by:	Company:	Date/Time: 10/27/22 1900

18 ZPG 18 CRG

11/07/2022

Page 16594 of 16601

Address: NYC 222

Chain of Custody Record

636857

eurofins | Environment Testing America

Regulatory Program: ☐ DW ☐ NPDES ☐ RCRA ☐ Other:

TAL-8210

Client Contact	Project Manager: Scott Capobianco	Site Contact: A. Godinez	Date: 10/27/22	COC No:
Company Name: AKRF, Inc.	Tel/Email: 203 252 7615	Lab Contact: M. Hart	Carrier:	1 of ____ COCs
Address: 440 Park Ave S 7th Fl	Analysis Turnaround Time			Sampler:
City/State/Zip: New York, NY 10016	☐ CALENDAR DAYS ☐ WORKING DAYS			For Lab Use Only: 268413
Phone:	TAT if different from Below ____			Walk-in Client:
Fax:	☐ 2 weeks Standard			Lab Sampling:
Project Name: 350 Grand Concourse	☐ 1 week			Job / SDG No.:
Site: 350 Grand Concourse	☐ 2 days			SHORT HOLD
PO# 216250	☐ 1 day			

Sample Identification	Sample Date	Sample Time	Sample Type (C=Comp, G=Grab)	Matrix	# of Cont.	Filtered Sample (Y/N)	Perform MS / MSD (Y/N)	VOCs 8260	SVOCs 8270	PCBs 8082	Pesticides 8081	Herbicides	TAL metals 6000/7000	Hex Chrome	Cyanide	Trivalent Chrome	Sample Specific Notes
IRM-EX-026_7.5-20221028	10/27/22	0805	G	Soil	4			X	X								1
IRM-EX-028_7.5_20221028	↓	0840	↓	↓	6			X	X	X	X	X	X	X	X	X	2
IRM-EX-027_7.5_20221028		0850			4			X	X								3
IRM-EX-018_4_20221028		0820	G	↓	4			Y	Y								4

460-268413 Chain of Custody

Page 16596 of 16601

Preservation Used: 1= Ice, 2= HCl; 3= H2SO4; 4=HNO3; 5=NaOH; 6= Other ____

Possible Hazard Identification:
Are any samples from a listed EPA Hazardous Waste? Please List any EPA Waste Codes for the sample in the Comments Section if the lab is to dispose of the sample.

☐ Non-Hazard ☐ Flammable ☐ Skin Irritant ☐ Poison B ☐ Unknown

Sample Disposal (A fee may be assessed if samples are retained longer than 1 month)

☐ Return to Client ☐ Disposal by Lab ☐ Archive for ____ Months

Special Instructions/QC Requirements & Comments:

Cat B Edd's EDDs part 375 / CP-51 Lists

Custody Seals Intact: ☐ Yes ☐ No | Custody Seal No.: | Cooler Temp. (°C): Obs'd: ____ Corr'd: ____ | Therm ID No.: ____

Relinquished by	Company	Date/Time	Received by	Company	Date/Time
A. Godinez	AKRF Inc	10/27/22 14:50			
Relinquished by:	Company: TA NYC	Date/Time: 10/28/22 16:00	Received by:	Company:	Date/Time: 10/28/22 1700
Relinquished by:	Company:	Date/Time: 10/28/22 1800	Received in Laboratory by:	Company: ESD	Date/Time: 10/28/22 1800

10 cRd Corey

10/27/2022

Chain of Custody Record

636838 eurofins | Environment Testing America

26 6205

NYC

TAL-8210

Address: ______________________

Regulatory Program: ☐ DW ☐ NPDES ☐ RCRA ☐ Other:

Client Contact	**Project Manager:** Scott Capozzi	**Site Contact:** A. Cardenas	**Date:** 10/25/22
Company Name: AKRF, Inc	**Tel/Email:** 203 252 4015	**Lab Contact:** M. Nucs	**Carrier:**
Address: 440 Park Ave 5 7th Fl	**Analysis Turnaround Time**		
City/State/Zip: New York, NY 1001C	☐ CALENDAR DAYS ☐ WORKING DAYS		
Phone:	TAT if different from Below Standard		
Fax:	☐ 2 weeks		
Project Name: 350 Grand Concourse	☐ 1 week		
Site: 350 Grand Concourse	☐ 2 days		
PO# ~~210528~~ (AC) 210258	☐ 1 day		

COC No:

____ of ____ COCs

Sampler:

For Lab Use Only:

Walk-in Client:

Lab Sampling:

Job / SDG No.:

Sample Identification	Sample Date	Sample Time	Sample Type (C=Comp, G=Grab)	Matrix	# of Cont.	Filtered Sample (Y / N)	Perform MS / MSD (Y / N)	PFAS EPA mthd 537		Sample Specific Notes:
IRM-EX-003_3-20221025	10/25/22	0840	G	Soil	1			X	1	
IRM-EX-004_3_20221025	↓	0910	↓	↓	3		Y	X	2	MS/MSD add volume
IRM-EX-X01_20221025	↓	0915	↓	↓	1			X	3	
IRM-EX-007_20221025	↓	1040	↓	↓	1			X	4	
IRM-FB-5-01_20221025	↓	1115	—	AQ	2			X	5	

SUB WORK

460-268205 Chain of Custody

Preservation Used: 1= Ice, 2= HCl; 3= H2SO4; 4=HNO3; 5=NaOH; 6= Other ______

Possible Hazard Identification:

Are any samples from a listed EPA Hazardous Waste? Please List any EPA Waste Codes for the sample in the Comments Section if the lab is to dispose of the sample.

☐ Non-Hazard ☐ Flammable ☐ Skin Irritant ☐ Poison B ☐ Unknown

Sample Disposal (A fee may be assessed if samples are retained longer than 1 month)

☐ Return to Client ☐ Disposal by Lab ☐ Archive for ______ Months

Special Instructions/QC Requirements & Comments:

Cat B Equis EDD

Custody Seals Intact: ☐ Yes ☐ No	Custody Seal No.:		Cooler Temp. (°C): Obs'd ______ Corr'd: ______		Therm ID No.: ______
Relinquished by: A Cardenas	Company: AKRF	Date/Time: 10/25/22 1500	Received by:	Company:	Date/Time: 10/25/22 1500
Relinquished by:	Company:	Date/Time:	Received by: Reenoel	Company:	Date/Time: 10/25/22 1720
Relinquished by:	Company:	Date/Time: 10/25/22 1800	Received in Laboratory by:	Company:	Date/Time: 10/25/22 1720

12 CR9 12 CR04 26 CR4 26 CR24

Eurofins Edison
777 New Durham Road
Edison, NJ 08817
Phone 732-549-3900 Fax: 732-549-3679

Chain of Custody Record

ins | Environment Testing

460-268205 Chain of Custody

Client Information (Sub Contract Lab)	Sampler:	Lab PM: Haas, Melissa		1
Client Contact: Shipping/Receiving	Phone:	E-Mail: Melissa Haas@et.eurofinsus.com	State of Origin: New York	Page: Page 1 of 1
Company: TestAmerica Laboratories, Inc.		Accreditations Required (See note): NELAP - New York		Job #: 460-268205-1
Address: 530 Community Drive, Suite 11,	Due Date Requested: 11/1/2022			
City: South Burlington	TAT Requested (days):			
State, Zip: VT, 05403				
Phone: 802-660-1990(Tel) 802-660-1919(Fax)	PO #:			
Email:	WO #:			
Project Name: 350-370 Grand Concourse, Bronx, NY	Project #: 46036096			
Site:	SSOW#:			

Analysis Requested

Preservation Codes:
A - HCL, B - NaOH, C - Zn Acetate, D - Nitric Acid, E - NaHSO4, F - MeOH, G - Amchlor, H - Ascorbic Acid, I - Ice, J - DI Water, K - EDTA, L - EDA, M - Hexane, N - None, O - AsNaO2, P - Na2O4S, Q - Na2SO3, R - Na2S2O3, S - H2SO4, T - TSP Dodecahydrate, U - Acetone, V - MCAA, W - pH 4-5, Y - Trizma, Z - other (specify)
Other:

Sample Identification - Client ID (Lab ID)	Sample Date	Sample Time	Sample Type (C=Comp, G=grab)	Matrix (W=water, S=solid, O=waste/oil, BT=Tissue, A=Air)	Field Filtered Sample (Yes or No)	Perform MS/MSD (Yes or No)	PFC_IDA/Shake_Bath_14D PFAS, Standard List (21 analytes)	Moisture/ Percent Moisture	PFC_IDA/3535_IVWT PFAS, Standard List (21 analytes)	Total Number of containers	Special Instructions/Note:
			Preservation Code:								
IRM-EX-033_3_20221025 (460-268205-1)	10/25/22	08 40 Eastern		Solid			X	X		1	
IRM-EX-004_3_20221025 (460-268205-2)	10/25/22	09 10 Eastern		Solid			X	X		1	
IRM-EX-004_3_20221025 (460-268205-2MS)	10/25/22	09 10 Eastern	MS	Solid			X	X		1	
IRM-EX-004_3_20221025 (460-268205-2MSD)	10/25/22	09 10 Eastern	MSD	Solid			X	X		1	
IRM-EX-X01_20221025 (460-268205-3)	10/25/22	09 15 Eastern		Solid			X	X		1	
IRM-EX-007_3_20221025 (460-268205-4)	10/25/22	10.40 Eastern		Solid			X	X		1	
IRM-FB-S-01_20221025 (460-268205-5)	10/25/22	11.15 Eastern		Water					X	2	

Note Since laboratory accreditations are subject to change, Eurofins Environment Testing Northeast, LLC places the ownership of method, analyte & accreditation compliance upon out subcontract laboratories This sample shipment is forwarded under chain-of-custody If the laboratory does not currently maintain accreditation in the State of Origin listed above for analysis/tests/matrix being analyzed, the samples must be shipped back to the Eurofins Environment Testing Northeast, LLC laboratory or other instructions will be provided Any changes to accreditation status should be brought to Eurofins Environment Testing Northeast, LLC attention immediately If all requested accreditations are current to date, return the signed Chain of Custody attesting to said compliance to Eurofins Environment Testing Northeast, LLC

Possible Hazard Identification *Unconfirmed*	***Sample Disposal (A fee may be assessed if samples are retained longer than 1 month)*** ☐ *Return To Client* ☐ *Disposal By Lab* ☐ *Archive For* _____ *Months*
Deliverable Requested: I, II, III, IV, Other (specify) Primary Deliverable Rank 1	Special Instructions/QC Requirements:

Empty Kit Relinquished by:	Date	Time	Method of Shipment:			
Relinquished by:	Date/Time: 10/27/22 1600	Company: TEINES	Received by:	Date/Time: 10/27/22 1750	Company: TAISG
Relinquished by:	Date/Time:	Company:	Received by:	Date/Time:	Company:
Relinquished by:	Date/Time:	Company:	Received by:	Date/Time:	Company:

Custody Seals Intact: Δ Yes Δ No	Custody Seal No.:
	Cooler Temperature(s) °C and Other Remarks

11/7/2022

Address: _____

Chain of Custody Record

636836

eurofins | Environment Testing America

Regulatory Program: ☐ DW ☐ NPDES ☐ RCRA ☐ Other:

TAL-8210

Client Contact	Project Manager: Scott Capezzo	Site Contact: A. Cardenas	Date: 10/26/22	COC No:
Company Name: AKRF, Inc	Tel/Email: 203 252 4815	Lab Contact: M. Hass	Carrier:	1 of 1 COCs
Address: 440 Park Ave S 7th Fl	Analysis Turnaround Time			Sampler:
City/State/Zip: New York, NY 10016	☐ CALENDAR DAYS ☐ WORKING DAYS			For Lab Use Only:
Phone:	TAT if different from Below			Walk-in Client:
Fax:	☐ 2 weeks ☐ 1 week ☐ 2 days ☐ 1 day — standard			Lab Sampling:
Project Name: 350 Grand Concourse				Job / SDG No: 268144
Site: 350 Grand Concourse				
PO # 210258				

Sample Identification	Sample Date	Sample Time	Sample Type (C=Comp, G=Grab)	Matrix	# of Cont.	Filtered Sample (Y/N)	Perform MS / MSD (Y/N)	PFAS EPA method 537	Sample Specific Notes
IRM-EX-008-4-20221026	10/26/22	0845	G	Soil	1			Y	1
IRM-EX-011-4-20221026		0850			1			Y	2
IRM-EX-012-4-20221026		0855			1			Y	3
IRM-EX-015-4-20221026		0900			1			Y	4
IRM-EX-016-4-20221026		0905			1			Y	5

SUB WORK

460-268244 Chain of Custody

Preservation Used: 1= Ice, 2= HCl; 3= H2SO4; 4=HNO3; 5=NaOH; 6= Other _____

Possible Hazard Identification:
Are any samples from a listed EPA Hazardous Waste? Please List any EPA Waste Codes for the sample in the Comments Section if the lab is to dispose of the sample.

☐ Non-Hazard ☐ Flammable ☐ Skin Irritant ☐ Poison B ☐ Unknown

Sample Disposal (A fee may be assessed if samples are retained longer than 1 month)

☐ Return to Client ☐ Disposal by Lab ☐ Archive for _____ Months

Special Instructions/QC Requirements & Comments:
Add to existing SDG Cat B Equis EDDs ~~Pest~~ Acq

Custody Seals Intact: ☐ Yes ☐ No	Custody Seal No.:	Cooler Temp. (°C): Obs'd: _____ Corr'd: _____	Therm ID No.:

Relinquished by: A. Cardenas	Company: AKRF	Date/Time: 10/26/22	Received by:	Company:	Date/Time: 10/26/22	
Relinquished by:	Company:	Date/Time:	Received by: Receipt	Company:	Date/Time: 10/27/22	1700
Relinquished by:	Company:	Date/Time: 10/28/22 1900	Received in Laboratory by:	Company:	Date/Time: 10/28/22 1900	

3 1 2 9 3 1 2 9

Page 2357 of 2377

11/1/2022

Eurofins Edison
777 New Durham Road
Edison, NJ 08817
Phone: 732-549-3900 Fax: 732-549-3679

Chain of Custody Record

460-268244 Chain of Custody

Eurofins Environment Testing

03.1

Client Information (Sub Contract Lab)	Sampler	Lab PM: Haas, Melissa		Page 1 of 1
Client Contact: Shipping/Receiving	Phone	E-Mail: Melissa.Haas@et.eurofinsus.com	New York	
Company: TestAmerica Laboratories, Inc.		Accreditations Required (See note): NELAP - New York		Job #: 460-268205-1
Address: 530 Community Drive, Suite 11,	Due Date Requested: 11/9/2022			
City: South Burlington	TAT Requested (days):			
State, Zip: VT, 05403				
Phone: 802-660-1990(Tel) 802-660-1919(Fax)	PO #:			
Email	WO #:			
Project Name: 350 Grand Concourse, Bronx, NY	Project #: 46036096			
Site	SSOW#:			

Analysis Requested

Preservation Codes:

A - HCL, B - NaOH, C - Zn Acetate, D - Nitric Acid, E - NaHSO4, F - MeOH, G - Amchlor, H - Ascorbic Acid, I - Ice, J - DI Water, K - EDTA, L - EDA, M - Hexane, N - None, O - AsNaO2, P - Na2O4S, Q - Na2SO3, R - Na2S2O3, S - H2SO4, T - TSP Dodecahydrate, U - Acetone, V - MCAA, W - pH 4-5, Y - Trizma, Z - other (specify), Other:

Sample Identification - Client ID (Lab ID)	Sample Date	Sample Time	Sample Type (C=Comp, G=grab)	Matrix (W=water, S=solid, O=waste/oil, BT=Tissue, A=Air)	Field Filtered Sample (Yes or No)	Perform MS/MSD (Yes or No)	PFC_IDA/Shake_Bath_14D PFAS, Standard List (21 analytes)	Moisture/ Percent Moisture	Total Number of containers	Special Instructions/Note:
			Preservation Code:							
IRM-EX-008_4_20221026 (460-268244-1)	10/26/22	08:45 Eastern		Solid			X	X	1	
IRM-EX-011_4_20221026 (460-268244-2)	10/26/22	08:50 Eastern		Solid			X	X	1	
IRM-EX-012_4_20221026 (460-268244-3)	10/26/22	08:55 Eastern		Solid			X	X	1	
IRM-EX-015_4_20221026 (460-268244-4)	10/26/22	09:00 Eastern		Solid			X	X	1	
IRM-EX-016_4_20221026 (460-268244-5)	10/26/22	09:05 Eastern		Solid			X	X	1	

Note: Since laboratory accreditations are subject to change, Eurofins Environment Testing Northeast, LLC places the ownership of method, analyte & accreditation compliance upon out subcontract laboratories. This sample shipment is forwarded under chain-of-custody. If the laboratory does not currently maintain accreditation in the State of Origin listed above for analysis/tests/matrix being analyzed, the samples must be shipped back to the Eurofins Environment Testing Northeast, LLC laboratory or other instructions will be provided. Any changes to accreditation status should be brought to Eurofins Environment Testing Northeast, LLC attention immediately. If all requested accreditations are current to date, return the signed Chain of Custody attesting to said compliance to Eurofins Environment Testing Northeast, LLC.

Possible Hazard Identification	Sample Disposal (A fee may be assessed if samples are retained longer than 1 month)
Unconfirmed	☐ Return To Client ☐ Disposal By Lab ☐ Archive For _____ Months
Deliverable Requested: I, II, III, IV, Other (specify) Primary Deliverable Rank: 1	Special Instructions/QC Requirements:

Empty Kit Relinquished by:	Date:	Time:	Method of Shipment:

	Relinquished by	Date/Time	Company	Received by	Date/Time	Company
1		10/28/22 1600	ETNEC		10/31/22 750	TAL-BUR
2	Relinquished by	Date/Time	Company	Received by	Date/Time	Company
3	Relinquished by	Date/Time	Company	Received by	Date/Time	Company

Custody Seals Intact: Δ Yes Δ No	Custody Seal No.:	Cooler Temperature(s) °C and Other Remarks.

Address: _____

Chain of Custody Record

636856

eurofins | Environment Testing America

268359

TAL-8210

Regulatory Program: ☐ DW ☐ NPDES ☐ RCRA ☐ Other:

Client Contact	Project Manager: Scott Cupstid	Site Contact: A. Cardenas	Date: 10/27/22	COC No:
Company Name: AKRF, Inc	Tel/Email: 203 752 4615	Lab Contact: M. Hall	Carrier:	1 of 1 COCs
Address: 440 Park Ave S 7th Fl	Analysis Turnaround Time			Sampler:
City/State/Zip: New York, NY 10016	☐ CALENDAR DAYS ☐ WORKING DAYS			For Lab Use Only:
Phone:	TAT if different from Below			Walk-in Client:
Fax:	☐ 2 weeks ☐ 1 week ☐ 2 days ☐ 1 day — Standard			Lab Sampling:
Project Name: 356 Grand Concourse				Job / SDG No.:
Site: 356 Grand Concourse				
PO # 210257				

Sample Identification	Sample Date	Sample Time	Sample Type (C=Comp, G=Grab)	Matrix	# of Cont.	Filtered Sample (Y/N)	Perform MS / MSD (Y/N)	PFAS EPA Method 537		Sample Specific Notes:
IRM-EX-025-7.5-20221027	10/27/22	1040	G	Soil	3	Y	X		1	MS/MSD w/d. volume
IRM-EX-202-20221027	↓	1050	↓	↓	1		X		2	
IRM-FB-S-02-20221027	↓	1320	—	AQ	2		X		3	

SUB WORK

460-268359 Chain of Custody

Preservation Used: 1= Ice, 2= HCl; 3= H2SO4; 4=HNO3; 5=NaOH; 6= Other _____

Possible Hazard Identification:
Are any samples from a listed EPA Hazardous Waste? Please List any EPA Waste Codes for the sample in the Comments Section if the lab is to dispose of the sample.

☐ Non-Hazard ☐ Flammable ☐ Skin Irritant ☐ Poison B ☐ Unknown

Sample Disposal (A fee may be assessed if samples are retained longer than 1 month)

☐ Return to Client ☐ Disposal by Lab ☐ Archive for _____ Months

Special Instructions/QC Requirements & Comments: Cat B Equis EDDs

Custody Seals Intact: ☐ Yes ☐ No | Custody Seal No.: | Cooler Temp. (°C): Obs'd: _____ Corr'd: _____ | Therm ID No.: _____

Relinquished by:	Company:	Date/Time:	Received by:	Company:	Date/Time:
A. Cardenas	AKRF	10/27/22			10/27/22 1700
Relinquished by:	Company:	Date/Time:	Received by:	Company:	Date/Time:
					10/27/22 1700
Relinquished by:	Company:	Date/Time:	Received in Laboratory by:	Company:	Date/Time:
		10/27/22 1900			10/27/22 1900

11/1/2022

2022Q4 2022

Eurofins Edison
777 New Durham Road
Edison, NJ 08817
Phone 732-549-3900 Fax 732-549-3679

Chain of Custody Record

460-268359 Chain of Custody

eurofins | Environment Testing

Client Information (Sub Contract Lab)	Sampler:	Lab PM: Haas, Melissa		COC No: 460-66721 1
Client Contact: Shipping/Receiving	Phone:	E-Mail: Melissa Haas@et.eurofinsus com	State of Origin: New York	Page: Page 1 of 1
Company: TestAmenca Laboratones, Inc.		Accreditations Required (See note): NELAP - New York		Job #: 460-268205-1
Address: 530 Community Drive, Suite 11,	Due Date Requested: 11/9/2022			
City: South Burlington	TAT Requested (days):			
State, Zip: VT, 05403				
Phone: 802-660-1990(Tel) 802-660-1919(Fax)	PO #:			
Email:	WO #:			
Project Name: 350 Grand Concourse, Bronx, NY	Project #: 46036096			
Site:	SSOW#:			

Analysis Requested

Preservation Codes:
A - HCL, B - NaOH, C - Zn Acetate, D - Nitric Acid, E - NaHSO4, F - MeOH, G - Amchlor, H - Ascorbic Acid, I - Ice, J - DI Water, K - EDTA, L - EDA, M - Hexane, N - None, O - AsNaO2, P - Na2O4S, Q - Na2SO3, R - Na2S2O3, S - H2SO4, T - TSP Dodecahydrate, U - Acetone, V - MCAA, W - pH 4-5, Y - Trizma, Z - other (specify)
Other:

Sample Identification - Client ID (Lab ID)	Sample Date	Sample Time	Sample Type (C=Comp, G=grab)	Matrix (W=water, S=solid, O=waste/oil, BT=Tissue, A=Air)	Field Filtered Sample (Yes or No)	Perform MS/MSD (Yes or No)	PFC_IDA/Shake_Bath_14D PFAS, Standard List (21 analytes)	Moisture/ Percent Moisture	PFC_IDA/3535_IVWT PFAS, Standard List (21 analytes)	Total Number of containers	Special Instructions/Note:
			Preservation Code:								
IRM-EX-025_7 5_20221027 (460-268359-1)	10/27/22	10 40 Eastern		Solid			X	X		1	
IRM-EX-025_7 5_20221027 (460-268359-1MS)	10/27/22	10:40 Eastern	MS	Solid			X			1	
IRM-EX-025_7 5_20221027 (460-268359-1MSD)	10/27/22	10 40 Eastern	MSD	Solid			X			1	
IRM-EX-X02_20221027 (460-268359-2)	10/27/22	10:50 Eastern		Solid			X	X		1	
IRM-FB-S-02_20221027 (460-268359-3)	10/27/22	13:20 Eastern		Water					X	2	

Page 26 of 37

Note. Since laboratory accreditations are subject to change, Eurofins Environment Testing Northeast, LLC places the ownership of method, analyte & accreditation compliance upon out subcontract laboratories This sample shipment is forwarded under chain-of-custody If the laboratory does not currently maintain accreditation in the State of Origin listed above for analysis/tests/matrix being analyzed, the samples must be shipped back to the Eurofins Environment Testing Northeast, LLC laboratory or other instructions will be provided Any changes to accreditation status should be brought to Eurofins Environment Testing Northeast, LLC attention immediately If all requested accreditations are current to date, return the signed Chain of Custody attesting to said complicance to Eurofins Environment Testing Northeast, LLC

Possible Hazard Identification *Unconfirmed*	***Sample Disposal (A fee may be assessed if samples are retained longer than 1 month)*** ☐ *Return To Client* ☐ *Disposal By Lab* ☐ *Archive For* _____ *Months*
Deliverable Requested I, II, III, IV, Other (specify) Primary Deliverable Rank. 1	Special Instructions/QC Requirements

Empty Kit Relinquished by:	Date:	Time	Method of Shipment:			
Relinquished by:	Date/Time: 10/31/22 1600	Company: EETNE	Received by:	Date/Time: 11/1/2022 1300	Company: ETA Burl	
Relinquished by:	Date/Time	Company	Received by:	Date/Time	Company	
Relinquished by:	Date/Time	Company	Received by:	Date/Time	Company	

Custody Seals Intact: ☐ Yes ☐ No	Custody Seal No :	Cooler Temperature(s) °C and Other Remarks

Address: NYC 222

Chain of Custody Record

636843

eurofins | Environment Testing America

266517

Regulatory Program: ☐ DW ☐ NPDES ☐ RCRA ☐ Other:

TAL-8210

Client Contact	Project Manager: Scott Cu...	Site Contact: A. Cardenas	Date: 10/27/22	COC No:
Company Name: AKRF, Inc.	Tel/Email: 203 252 4018	Lab Contact: M. Hagi	Carrier:	___ of ___ COCs
Address: 440 Park Ave S 7th fl	Analysis Turnaround Time			Sampler:
City/State/Zip: New York, NY 10016	☐ CALENDAR DAYS ☐ WORKING DAYS			For Lab Use Only:
Phone:	TAT if different from Below			Walk-in Client:
Fax:	☐ 2 weeks ☐ 1 week ☐ 2 days ☐ 1 day — Standard			Lab Sampling:
Project Name: 35 Grand Concourse				Job / SDG No.:
Site: 35 Grand Concourse				
P O #				

Sample Identification	Sample Date	Sample Time	Sample Type (C=Comp, G=Grab)	Matrix	# of Cont.	Filtered Sample (Y / N)	Perform MS / MSD (Y / N)	PFA - EPA modified 537	Sample Specific Notes:
TRM-EX-028-7.5-20221027	10/27/22	0740	G	Soil	1			X	1

SUB WORK

460-268512 Chain of Custody

Preservation Used: 1= Ice, 2= HCl; 3= H2SO4; 4=HNO3; 5=NaOH; 6= Other

Possible Hazard Identification:
Are any samples from a listed EPA Hazardous Waste? Please List any EPA Waste Codes for the sample in the Comments Section if the lab is to dispose of the sample.

☐ Non-Hazard ☐ Flammable ☐ Skin Irritant ☐ Poison B ☐ Unknown

Sample Disposal (A fee may be assessed if samples are retained longer than 1 month)

☐ Return to Client ☐ Disposal by Lab ☐ Archive for ___ Months

Special Instructions/QC Requirements & Comments: Cat B Equis EDDs

Custody Seals Intact: ☐ Yes ☐ No	Custody Seal No.:		Cooler Temp. (°C): Obs'd:	Corr'd:	Therm ID No.:
Relinquished by: A. Cardenas	Company: AKRF	Date/Time: 10/28/22 14:50	Received by:	Company: TA NYC	Date/Time: 10/28/22 14:50
Relinquished by:	Company: TA NYC	Date/Time: 10/28/22 16:00	Received by:	Company:	Date/Time: 10/28/22 17:00
Relinquished by:	Company:	Date/Time: 10/28/22 18:00	Received in Laboratory by:	Company: EPA	Date/Time: 10/28/22 1800

Page 2365 of 2377

11/2/2022

22 CR9 22 CR9

Eurofins Edison
777 New Durham Road
Edison, NJ 08817
Phone: 732-549-3900 Fax: 732-549-3679

Chain of Custody Record

460-268512 Chain of Custody

eurofins | Environment Testing

Client Information (Sub Contract Lab)	Sampler:	Lab PM: Haas, Melissa		COC No: 460-66730.1
Client Contact: Shipping/Receiving	Phone:	E-Mail: Melissa.Haas@et.eurofinsus.com	State of Origin: New York	Page: Page 1 of 1
Company: TestAmerica Laboratories, Inc.		Accreditations Required (See note): NELAP - New York		Job #: 460-268512-1
Address: 530 Community Drive, Suite 11,	Due Date Requested: 11/11/2022			
City: South Burlington	TAT Requested (days):			
State, Zip: VT, 05403				
Phone: 802-660-1990(Tel) 802-660-1919(Fax)	PO #:			
Email:	WO #:			
Project Name: 350 Grand Concourse, Bronx, NY	Project #: 46036096			
Site:	SSOW#:			

Analysis Requested

Preservation Codes:
A - HCL, B - NaOH, C - Zn Acetate, D - Nitric Acid, E - NaHSO4, F - MeOH, G - Amchlor, H - Ascorbic Acid, I - Ice, J - DI Water, K - EDTA, L - EDA, M - Hexane, N - None, O - AsNaO2, P - Na2O4S, Q - Na2SO3, R - Na2S2O3, S - H2SO4, T - TSP Dodecahydrate, U - Acetone, V - MCAA, W - pH 4-5, Y - Trizma, Z - other (specify)
Other:

Sample Identification - Client ID (Lab ID)	Sample Date	Sample Time	Sample Type (C=comp, G=grab)	Matrix (W=water, S=solid, O=waste/oil, BT=Tissue, A=Air)	Field Filtered Sample (Yes or No)	Perform MS/MSD (Yes or No)	PFC_IDA/Shake_Bath_14D PFAS, Standard List (21 analytes)	Moisture/ Percent Moisture	Total Number of containers	Special Instructions/Note:
			Preservation Code:							
IRM-EX-028_7.5_20221028 (460-268512-1)	10/28/22	08:40 Eastern		Solid			X	X	1	

Page 267 of 2377

Note: Since laboratory accreditations are subject to change, Eurofins Environment Testing Northeast, LLC places the ownership of method, analyte & accreditation compliance upon out subcontract laboratories. This sample shipment is forwarded under chain-of-custody. If the laboratory does not currently maintain accreditation in the State of Origin listed above for analysis/tests/matrix being analyzed, the samples must be shipped back to the Eurofins Environment Testing Northeast, LLC laboratory or other instructions will be provided. Any changes to accreditation status should be brought to Eurofins Environment Testing Northeast, LLC attention immediately. If all requested accreditations are current to date, return the signed Chain of Custody attesting to said compliance to Eurofins Environment Testing Northeast, LLC.

Possible Hazard Identification *Unconfirmed*	***Sample Disposal (A fee may be assessed if samples are retained longer than 1 month)*** ☐ *Return To Client* ☐ *Disposal By Lab* ☐ *Archive For* _____ *Months*
Deliverable Requested: I, II, III, IV, Other (specify) Primary Deliverable Rank: 1	Special Instructions/QC Requirements:

Empty Kit Relinquished by:	Date:	Time:	Method of Shipment:			
Relinquished by:	Date/Time: 11/1/22 1900	Company: ETNE	Received by:	Date/Time: 11/2/2022 1035	Company: ETA Bur
Relinquished by:	Date/Time:	Company:	Received by:	Date/Time:	Company:
Relinquished by:	Date/Time:	Company:	Received by:	Date/Time:	Company:
Custody Seals Intact: ☐ Yes ☐ No	Custody Seal No.:		Cooler Temperature(s) °C and Other Remarks:		

Login Sample Receipt Checklist

Client: AKRF Inc

Job Number: 460-268165-1

Login Number: 268165
List Number: 1
Creator: Casallas, Angela C

List Source: Eurofins Edison

Question	Answer	Comment
Radioactivity wasn't checked or is </= background as measured by a survey meter.	N/A	
The cooler's custody seal, if present, is intact.	True	
Sample custody seals, if present, are intact.	True	
The cooler or samples do not appear to have been compromised or tampered with.	True	
Samples were received on ice.	True	
Cooler Temperature is acceptable.	True	
Cooler Temperature is recorded.	True	
COC is present.	True	
COC is filled out in ink and legible.	True	
COC is filled out with all pertinent information.	True	
Is the Field Sampler's name present on COC?	True	
There are no discrepancies between the containers received and the COC.	False	Refer to Job Narrative for details.
Samples are received within Holding Time (excluding tests with immediate HTs)	True	
Sample containers have legible labels.	True	
Containers are not broken or leaking.	True	
Sample collection date/times are provided.	True	
Appropriate sample containers are used.	True	
Sample bottles are completely filled.	True	
Sample Preservation Verified.	True	
There is sufficient vol. for all requested analyses, incl. any requested MS/MSDs	True	
Containers requiring zero headspace have no headspace or bubble is <6mm (1/4").	True	
Multiphasic samples are not present.	True	
Samples do not require splitting or compositing.	True	
Residual Chlorine Checked.	N/A	

Login Sample Receipt Checklist

Client: AKRF Inc

Job Number: 460-268165-1

Login Number: 268249
List Number: 1
Creator: Khlungprakhon, Sukanya

List Source: Eurofins Edison

Question	Answer	Comment
Radioactivity wasn't checked or is </= background as measured by a survey meter.	N/A	
The cooler's custody seal, if present, is intact.	True	
Sample custody seals, if present, are intact.	True	
The cooler or samples do not appear to have been compromised or tampered with.	True	
Samples were received on ice.	True	
Cooler Temperature is acceptable.	True	
Cooler Temperature is recorded.	True	
COC is present.	True	
COC is filled out in ink and legible.	True	
COC is filled out with all pertinent information.	True	
Is the Field Sampler's name present on COC?	True	
There are no discrepancies between the containers received and the COC.	True	
Samples are received within Holding Time (excluding tests with immediate HTs)	True	
Sample containers have legible labels.	True	
Containers are not broken or leaking.	True	
Sample collection date/times are provided.	True	
Appropriate sample containers are used.	True	
Sample bottles are completely filled.	True	
Sample Preservation Verified.	True	
There is sufficient vol. for all requested analyses, incl. any requested MS/MSDs	True	
Containers requiring zero headspace have no headspace or bubble is <6mm (1/4").	True	
Multiphasic samples are not present.	True	
Samples do not require splitting or compositing.	True	
Residual Chlorine Checked.	N/A	

Login Sample Receipt Checklist

Client: AKRF Inc

Job Number: 460-268165-1

Login Number: 268322
List Number: 1
Creator: Thundathorn, Sukanan 1

List Source: Eurofins Edison

Question	Answer	Comment
Radioactivity wasn't checked or is </= background as measured by a survey meter.	N/A	
The cooler's custody seal, if present, is intact.	True	
Sample custody seals, if present, are intact.	True	
The cooler or samples do not appear to have been compromised or tampered with.	True	
Samples were received on ice.	True	
Cooler Temperature is acceptable.	True	
Cooler Temperature is recorded.	True	
COC is present.	True	
COC is filled out in ink and legible.	True	
COC is filled out with all pertinent information.	True	
Is the Field Sampler's name present on COC?	True	
There are no discrepancies between the containers received and the COC.	True	
Samples are received within Holding Time (excluding tests with immediate HTs)	True	
Sample containers have legible labels.	True	
Containers are not broken or leaking.	True	
Sample collection date/times are provided.	True	
Appropriate sample containers are used.	True	
Sample bottles are completely filled.	True	
Sample Preservation Verified.	True	
There is sufficient vol. for all requested analyses, incl. any requested MS/MSDs	True	
Containers requiring zero headspace have no headspace or bubble is <6mm (1/4").	True	
Multiphasic samples are not present.	True	
Samples do not require splitting or compositing.	True	
Residual Chlorine Checked.	N/A	

Login Sample Receipt Checklist

Client: AKRF Inc

Job Number: 460-268165-1

Login Number: 268413
List Number: 1
Creator: Casallas, Angela C

List Source: Eurofins Edison

Question	Answer	Comment
Radioactivity wasn't checked or is </= background as measured by a survey meter.	N/A	
The cooler's custody seal, if present, is intact.	True	
Sample custody seals, if present, are intact.	True	
The cooler or samples do not appear to have been compromised or tampered with.	True	
Samples were received on ice.	True	
Cooler Temperature is acceptable.	True	
Cooler Temperature is recorded.	True	
COC is present.	True	
COC is filled out in ink and legible.	True	
COC is filled out with all pertinent information.	True	
Is the Field Sampler's name present on COC?	True	
There are no discrepancies between the containers received and the COC.	True	
Samples are received within Holding Time (excluding tests with immediate HTs)	True	
Sample containers have legible labels.	True	
Containers are not broken or leaking.	True	
Sample collection date/times are provided.	True	
Appropriate sample containers are used.	True	
Sample bottles are completely filled.	True	
Sample Preservation Verified.	True	
There is sufficient vol. for all requested analyses, incl. any requested MS/MSDs	True	
Containers requiring zero headspace have no headspace or bubble is <6mm (1/4").	True	
Multiphasic samples are not present.	True	
Samples do not require splitting or compositing.	True	
Residual Chlorine Checked.	N/A	

Login Sample Receipt Checklist

Client: AKRF Inc

Job Number: 460-268205-1

Login Number: 268205
List Number: 1
Creator: Meyers, Gary

List Source: Eurofins Edison

Question	Answer	Comment
Radioactivity wasn't checked or is </= background as measured by a survey meter.	N/A	
The cooler's custody seal, if present, is intact.	True	
Sample custody seals, if present, are intact.	True	
The cooler or samples do not appear to have been compromised or tampered with.	True	
Samples were received on ice.	True	
Cooler Temperature is acceptable.	True	
Cooler Temperature is recorded.	True	
COC is present.	True	
COC is filled out in ink and legible.	True	
COC is filled out with all pertinent information.	True	
Is the Field Sampler's name present on COC?	True	
There are no discrepancies between the containers received and the COC.	True	
Samples are received within Holding Time (excluding tests with immediate HTs)	True	
Sample containers have legible labels.	True	
Containers are not broken or leaking.	True	
Sample collection date/times are provided.	True	
Appropriate sample containers are used.	True	
Sample bottles are completely filled.	True	
Sample Preservation Verified.	True	
There is sufficient vol. for all requested analyses, incl. any requested MS/MSDs	True	
Containers requiring zero headspace have no headspace or bubble is <6mm (1/4").	True	
Multiphasic samples are not present.	True	
Samples do not require splitting or compositing.	True	
Residual Chlorine Checked.	N/A	

Login Sample Receipt Checklist

Client: AKRF Inc

Job Number: 460-268205-1

Login Number: 268205
List Number: 2
Creator: Khudaier, Zahraa

List Source: Eurofins Burlington
List Creation: 10/31/22 09:50 AM

Question	Answer	Comment
Radioactivity wasn't checked or is </= background as measured by a survey meter.	N/A	Lab does not accept radioactive samples.
The cooler's custody seal, if present, is intact.	True	1861259, 258, 260
Sample custody seals, if present, are intact.	True	
The cooler or samples do not appear to have been compromised or tampered with.	True	
Samples were received on ice.	True	
Cooler Temperature is acceptable.	True	
Cooler Temperature is recorded.	True	4.6°C,16.1°C, 1.0°C
COC is present.	True	
COC is filled out in ink and legible.	True	
COC is filled out with all pertinent information.	True	
Is the Field Sampler's name present on COC?	True	Received project as a subcontract.
There are no discrepancies between the containers received and the COC.	True	
Samples are received within Holding Time (excluding tests with immediate HTs)	True	
Sample containers have legible labels.	True	
Containers are not broken or leaking.	True	
Sample collection date/times are provided.	True	
Appropriate sample containers are used.	True	
Sample bottles are completely filled.	N/A	
Sample Preservation Verified.	True	
There is sufficient vol. for all requested analyses, incl. any requested MS/MSDs	True	
Containers requiring zero headspace have no headspace or bubble is <6mm (1/4").	True	
Multiphasic samples are not present.	True	
Samples do not require splitting or compositing.	True	
Residual Chlorine Checked.	N/A	

Login Sample Receipt Checklist

Client: AKRF Inc

Job Number: 460-268205-1

Login Number: 268244
List Number: 1
Creator: Khlungprakhon, Sukanya

List Source: Eurofins Edison

Question	Answer	Comment
Radioactivity wasn't checked or is </= background as measured by a survey meter.	N/A	
The cooler's custody seal, if present, is intact.	True	
Sample custody seals, if present, are intact.	True	
The cooler or samples do not appear to have been compromised or tampered with.	True	
Samples were received on ice.	True	
Cooler Temperature is acceptable.	True	
Cooler Temperature is recorded.	True	
COC is present.	True	
COC is filled out in ink and legible.	True	
COC is filled out with all pertinent information.	True	
Is the Field Sampler's name present on COC?	True	
There are no discrepancies between the containers received and the COC.	True	
Samples are received within Holding Time (excluding tests with immediate HTs)	True	
Sample containers have legible labels.	True	
Containers are not broken or leaking.	True	
Sample collection date/times are provided.	True	
Appropriate sample containers are used.	True	
Sample bottles are completely filled.	True	
Sample Preservation Verified.	True	
There is sufficient vol. for all requested analyses, incl. any requested MS/MSDs	True	
Containers requiring zero headspace have no headspace or bubble is <6mm (1/4").	N/A	
Multiphasic samples are not present.	N/A	
Samples do not require splitting or compositing.	N/A	
Residual Chlorine Checked.	N/A	

Login Sample Receipt Checklist

Client: AKRF Inc

Job Number: 460-268205-1

Login Number: 268244
List Number: 2
Creator: Khudaier, Zahraa

List Source: Eurofins Burlington
List Creation: 10/31/22 10:11 AM

Question	Answer	Comment
Radioactivity wasn't checked or is </= background as measured by a survey meter.	N/A	Lab does not accept radioactive samples.
The cooler's custody seal, if present, is intact.	True	1861259, 258, 260
Sample custody seals, if present, are intact.	True	
The cooler or samples do not appear to have been compromised or tampered with.	True	
Samples were received on ice.	True	
Cooler Temperature is acceptable.	True	
Cooler Temperature is recorded.	True	4.7°C, 16.1°C, 1.1°C
COC is present.	True	
COC is filled out in ink and legible.	True	
COC is filled out with all pertinent information.	True	
Is the Field Sampler's name present on COC?	True	Received project as a subcontract.
There are no discrepancies between the containers received and the COC.	True	
Samples are received within Holding Time (excluding tests with immediate HTs)	True	
Sample containers have legible labels.	True	
Containers are not broken or leaking.	True	
Sample collection date/times are provided.	True	
Appropriate sample containers are used.	True	
Sample bottles are completely filled.	N/A	
Sample Preservation Verified.	True	
There is sufficient vol. for all requested analyses, incl. any requested MS/MSDs	True	
Containers requiring zero headspace have no headspace or bubble is <6mm (1/4").	True	
Multiphasic samples are not present.	True	
Samples do not require splitting or compositing.	True	
Residual Chlorine Checked.	N/A	

Login Sample Receipt Checklist

Client: AKRF Inc

Job Number: 460-268205-1

Login Number: 268359
List Number: 1
Creator: Meyers, Gary

List Source: Eurofins Edison

Question	Answer	Comment
Radioactivity wasn't checked or is </= background as measured by a survey meter.	N/A	
The cooler's custody seal, if present, is intact.	True	
Sample custody seals, if present, are intact.	True	
The cooler or samples do not appear to have been compromised or tampered with.	True	
Samples were received on ice.	True	
Cooler Temperature is acceptable.	True	
Cooler Temperature is recorded.	True	
COC is present.	True	
COC is filled out in ink and legible.	True	
COC is filled out with all pertinent information.	True	
Is the Field Sampler's name present on COC?	True	
There are no discrepancies between the containers received and the COC.	True	
Samples are received within Holding Time (excluding tests with immediate HTs)	True	
Sample containers have legible labels.	True	
Containers are not broken or leaking.	True	
Sample collection date/times are provided.	True	
Appropriate sample containers are used.	True	
Sample bottles are completely filled.	True	
Sample Preservation Verified.	True	
There is sufficient vol. for all requested analyses, incl. any requested MS/MSDs	True	
Containers requiring zero headspace have no headspace or bubble is <6mm (1/4").	True	
Multiphasic samples are not present.	True	
Samples do not require splitting or compositing.	True	
Residual Chlorine Checked.	True	

Login Sample Receipt Checklist

Client: AKRF Inc

Job Number: 460-268205-1

Login Number: 268359
List Number: 2
Creator: Reynolds, Jamie K

List Source: Eurofins Burlington
List Creation: 11/01/22 03:19 PM

Question	Answer	Comment
Radioactivity wasn't checked or is </= background as measured by a survey meter.	N/A	Lab does not accept radioactive samples.
The cooler's custody seal, if present, is intact.	True	1861266
Sample custody seals, if present, are intact.	True	
The cooler or samples do not appear to have been compromised or tampered with.	True	
Samples were received on ice.	True	
Cooler Temperature is acceptable.	True	
Cooler Temperature is recorded.	True	1.7°C
COC is present.	True	
COC is filled out in ink and legible.	True	
COC is filled out with all pertinent information.	True	
Is the Field Sampler's name present on COC?	N/A	Received project as a subcontract.
There are no discrepancies between the containers received and the COC.	True	
Samples are received within Holding Time (excluding tests with immediate HTs)	True	
Sample containers have legible labels.	True	
Containers are not broken or leaking.	True	
Sample collection date/times are provided.	True	
Appropriate sample containers are used.	True	
Sample bottles are completely filled.	N/A	
Sample Preservation Verified.	True	
There is sufficient vol. for all requested analyses, incl. any requested MS/MSDs	True	
Containers requiring zero headspace have no headspace or bubble is <6mm (1/4").	N/A	
Multiphasic samples are not present.	True	
Samples do not require splitting or compositing.	True	
Residual Chlorine Checked.	N/A	Check done at department level as required.

Login Sample Receipt Checklist

Client: AKRF Inc

Job Number: 460-268205-1

Login Number: 268512
List Number: 1
Creator: Thundathorn, Sukanan 1

List Source: Eurofins Edison

Question	Answer	Comment
Radioactivity wasn't checked or is </= background as measured by a survey meter.	N/A	
The cooler's custody seal, if present, is intact.	True	
Sample custody seals, if present, are intact.	True	
The cooler or samples do not appear to have been compromised or tampered with.	True	
Samples were received on ice.	True	
Cooler Temperature is acceptable.	True	
Cooler Temperature is recorded.	True	
COC is present.	True	
COC is filled out in ink and legible.	True	
COC is filled out with all pertinent information.	True	
Is the Field Sampler's name present on COC?	True	
There are no discrepancies between the containers received and the COC.	True	
Samples are received within Holding Time (excluding tests with immediate HTs)	True	
Sample containers have legible labels.	True	
Containers are not broken or leaking.	True	
Sample collection date/times are provided.	True	
Appropriate sample containers are used.	True	
Sample bottles are completely filled.	True	
Sample Preservation Verified.	True	
There is sufficient vol. for all requested analyses, incl. any requested MS/MSDs	True	
Containers requiring zero headspace have no headspace or bubble is <6mm (1/4").	True	
Multiphasic samples are not present.	True	
Samples do not require splitting or compositing.	True	
Residual Chlorine Checked.	N/A	

Login Sample Receipt Checklist

Client: AKRF Inc

Job Number: 460-268205-1

Login Number: 268512
List Number: 2
Creator: Reynolds, Jamie K

List Source: Eurofins Burlington
List Creation: 11/02/22 12:52 PM

Question	Answer	Comment
Radioactivity wasn't checked or is </= background as measured by a survey meter.	N/A	Lab does not accept radioactive samples.
The cooler's custody seal, if present, is intact.	True	1861273, 1274, 1275, 1276
Sample custody seals, if present, are intact.	True	
The cooler or samples do not appear to have been compromised or tampered with.	True	
Samples were received on ice.	True	
Cooler Temperature is acceptable.	True	
Cooler Temperature is recorded.	True	4.8°C, 1.1°C, 2.8°C, 2.0°C
COC is present.	True	
COC is filled out in ink and legible.	True	
COC is filled out with all pertinent information.	True	
Is the Field Sampler's name present on COC?	N/A	Received project as a subcontract.
There are no discrepancies between the containers received and the COC.	True	
Samples are received within Holding Time (excluding tests with immediate HTs)	True	
Sample containers have legible labels.	True	
Containers are not broken or leaking.	False	Container A-1 appears to have been submerged in water; water in cooler was brown
Sample collection date/times are provided.	True	
Appropriate sample containers are used.	True	
Sample bottles are completely filled.	N/A	
Sample Preservation Verified.	True	
There is sufficient vol. for all requested analyses, incl. any requested MS/MSDs	True	
Containers requiring zero headspace have no headspace or bubble is <6mm (1/4").	N/A	
Multiphasic samples are not present.	True	
Samples do not require splitting or compositing.	True	
Residual Chlorine Checked.	N/A	Check done at department level as required.

Appendix B
Case Narratives

CASE NARRATIVE

Client: AKRF Inc

Project: 350 Grand Concourse, Bronx, NY

Report Number: 460-268165-1

This case narrative is in the form of an exception report, where only the anomalies related to this report, method specific performance and/or QA/QC issues are discussed. If there are no issues to report, this narrative will include a statement that documents that there are no relevant data issues.

It should be noted that samples with elevated Reporting Limits (RLs) as a result of a dilution may not be able to satisfy customer reporting limits in some cases. Such increases in the RLs are unavoidable but acceptable consequence of sample dilution that enables quantification of target analytes or interferences which exceed the calibration range of the instrument.

Calculations are performed before rounding to avoid round-off errors in calculated results.

All holding times were met and proper preservation noted for the methods performed on these samples, unless otherwise detailed in the individual sections below.

RECEIPT

The samples were received on 10/25/2022 6:00 PM, 10/26/2022 7:00 PM, 10/27/2022 7:00 PM and 10/28/2022 6:00 PM. Unless otherwise noted below, the samples arrived in good condition, and where required, properly preserved and on ice. The temperatures of the 4 coolers at receipt time were 1.8° C, 1.8° C, 2.0° C and 3.3° C.

Note: All samples which require thermal preservation are considered acceptable if the arrival temperature is within 2C of the required temperature or method specified range. For samples with a specified temperature of 4C, samples with a temperature ranging from just above freezing temperature of water to 6C shall be acceptable. Samples that are hand delivered immediately following collection may not meet these criteria, however they will be deemed acceptable according to NELAC standards, if there is evidence that the chilling process has begun, such as arrival on ice, etc.

VOLATILE ORGANIC COMPOUNDS (GC/MS)

Samples IRM-EX-001_4_20221025 (460-268165-1), IRM-EX-008_4_20221026 (460-268249-1), IRM-EX-024_7.5_20221027 (460-268322-1), IRM-EX-026_7.5_20221028 (460-268413-1), IRM-EX-002_4_20221025 (460-268165-2), IRM-EX-010_4_20221026 (460-268249-2), IRM-EX-025_7.5_20221027 (460-268322-2), IRM-EX-028_7.5_20221028 (460-268413-2), IRM-EX-003_3_20221025 (460-268165-3), IRM-EX-X02_20221027 (460-268322-3), IRM-EX-027_7.5_20221028 (460-268413-3), IRM-EX-004_3_20221025 (460-268165-4), IRM-EX-029_7.5_20221027 (460-268322-4), IRM-EX-018_4_20221028 (460-268413-4), IRM-EX-X01_20221025 (460-268165-5), IRM-EX-005_4_20221025 (460-268165-6), IRM-EX-007_4_20221025 (460-268165-7), IRM-EX-006_4_20221025 (460-268165-8), IRM-EX-009_4_20221025 (460-268165-11), IRM-EX-011_4_20221025 (460-268165-12), IRM-EX-012_4_20221025 (460-268165-13), IRM-EX-013_4_20221025 (460-268165-14), IRM-EX-014_4_20221025 (460-268165-15), IRM-EX-016_4_20221025 (460-268165-17) and IRM-EX-017_4_20221025 (460-268165-18) were analyzed for Volatile Organic Compounds (GC/MS) in accordance with EPA SW-846 Method 8260D. The samples were prepared on 10/26/2022, 10/27/2022, 10/28/2022 and 10/29/2022 and analyzed on 10/28/2022, 10/29/2022, 11/01/2022 and 11/03/2022.

Samples IRM-FB-S-02_20221027 (460-268322-5), IRM-TB-02_20221027 (460-268322-6), IRM-FB-S-01_20221025 (460-268165-9) and IRM-TB-01_20221025 (460-268165-10) were analyzed for Volatile Organic Compounds (GC/MS) in accordance with EPA SW-846 Method 8260D. The samples were analyzed on 10/26/2022, 10/27/2022 and 10/30/2022.

The continuing calibration verification (CCV) associated with batch 460-874634 recovered above the upper control limit for Bromoform and Carbon tetrachloride. The samples associated with this CCV were non-detects for the affected analytes; therefore, the data have been reported.

The laboratory control sample (LCS) and laboratory control sample duplicate (LCSD) for analytical batch 460-874634 recovered outside control limits for the following analytes: Bromoform, Carbon tetrachloride and Chlorodibromomethane. These analytes were biased high in the LCS/LCSD and were not detected in the associated samples; therefore, the data have been reported.

The continuing calibration verification (CCV) associated with batch 460-874306 recovered above the upper control limit for Methyl acetate. The samples associated with this CCV were non-detects for the affected analytes; therefore, the data have been reported.

The continuing calibration verification (CCV) associated with batch 460-874964 recovered above the upper control limit for Trichlorofluoromethane and Chlorobromomethane. The samples associated with this CCV were non-detects for the affected analytes; therefore, the data have been reported.

Internal standard (ISTD) response for 1,4-Dioxane-d8 for the following samples in analytical batch 460-875285 was outside acceptance criteria: IRM-EX-024_7.5_20221027 (460-268322-1), IRM-EX-025_7.5_20221027 (460-268322-2), IRM-EX-X02_20221027 (460-268322-3) and IRM-EX-029_7.5_20221027 (460-268322-4). This ISTD does not correspond to any of the requested target

compounds reported from this analytical batch; therefore, the data have been reported.

The continuing calibration verification (CCV) analyzed in batch 460-875285 was outside the method criteria for the following analytes: Chloromethane and Dichlorodifluoromethane. A CCV standard at or below the reporting limit (RL) was analyzed with the affected samples and found to be acceptable. As indicated in the reference method, sample analysis may proceed; however, any detection for the affected analytes is considered estimated.

The continuing calibration verification (CCV) associated with batch 460-874869 recovered above the upper control limit for Bromoform, Carbon tetrachloride and Chlorodibromomethane. The samples associated with this CCV were non-detects for the affected analytes; therefore, the data have been reported.

The laboratory control sample (LCS) and / or laboratory control sample duplicate (LCSD) for analytical batch 460-874869 recovered outside control limits for the following analytes: 2-Butanone (MEK) (biased low) and Bromoform, Chlorodibromomethane and Carbon tetrachloride (biased high). These analytes were not detected in the associated samples; therefore, the data have been reported.

The laboratory control sample (LCS) and / or laboratory control sample duplicate (LCSD) for analytical batch 460-874964 recovered outside control limits for the following analytes: Acetone and Chlorobromomethane. These analytes were biased high in the LCS/LCSD and were not detected in the associated samples; therefore, the data have been reported.

The continuing calibration verification (CCV) associated with batch 460-875361 recovered above the upper control limit for Bromoform, Carbon tetrachloride and Chlorodibromomethane. The samples associated with this CCV were non-detects for the affected analytes; therefore, the data have been reported.

The laboratory control sample (LCS) and / or laboratory control sample duplicate (LCSD) for analytical batch 460-875359 recovered outside control limits for the following analytes: 2-Butanone (MEK) and sec-Butylbenzene. These analytes were not detected in the associated samples; therefore, the data have been reported.

The continuing calibration verification (CCV) associated with batch 460-875359 recovered outside acceptance criteria, low biased, for Methyl acetate. A reporting limit (RL) standard was analyzed, and the target analytes are detected. Since the associated samples were non-detect for the analyte(s), the data are reported.

The laboratory control sample (LCS) and / or laboratory control sample duplicate (LCSD) for analytical batch 460-875361 recovered outside control limits for the following analytes: 2-Hexanone, Bromoform, Carbon tetrachloride, Chlorodibromomethane and Carbon disulfide. These analytes were biased high in the LCS/LCSD and were not detected in the associated samples; therefore, the data have been reported.

Internal standard (ISTD) response for 1,4-Dioxane-d8 for the following MS/MSD in analytical batch 460-875369 was outside acceptance criteria: IRM-EX-025_7.5_20221027 (460-268322-2[MS]) and IRM-EX-025_7.5_20221027 (460-268322-2[MSD]). This ISTD does not correspond to any of the requested target compounds reported from this analytical batch; therefore, the data have been reported.

The continuing calibration verification (CCV) associated with batch 460-875735 recovered above the upper control limit for Bromoform, Carbon tetrachloride, Chlorodibromomethane and Dichlorobromomethane. The samples associated with this CCV were non-detects for the affected analytes; therefore, the data have been reported.

The laboratory control sample (LCS) and laboratory control sample duplicate (LCSD) for analytical batch 460-875735 recovered outside control limits for the following analytes: Bromoform, Carbon tetrachloride and Chlorodibromomethane. These analytes were biased high in the LCS/LCSD and were not detected in the associated samples; therefore, the data have been reported.

Several analytes failed the recovery criteria low for the MS of sample IRM-EX-004_3_20221025MS (460-268165-4) in batch 460-874634. Bromoform and Chlorodibromomethane failed the recovery criteria high.

For the MSD of sample IRM-EX-004_3_20221025MSD (460-268165-4) in batch 460-874634, Several analytes failed the recovery criteria low. Acetone, Bromoform, Chlorodibromomethane and Methyl acetate failed the recovery criteria high. Also, Several analytes exceeded the RPD limit.

Several analytes failed the recovery criteria low for the MS of sample IRM-EX-025_7.5_20221027MS (460-268322-2) in batch 460-875369.

Several analytes failed the recovery criteria low for the MSD of sample IRM-EX-025_7.5_20221027MSD (460-268322-2) in batch 460-875369. Bromomethane failed the recovery criteria high.

No other difficulties were encountered during the Volatiles analysis.

All other quality control parameters were within the acceptance limits.

SEMIVOLATILE ORGANIC COMPOUNDS (GC/MS)

Samples IRM-EX-001_4_20221025 (460-268165-1), IRM-EX-008_4_20221026 (460-268249-1), IRM-EX-024_7.5_20221027 (460-268322-1), IRM-EX-026_7.5_20221028 (460-268413-1), IRM-EX-002_4_20221025 (460-268165-2), IRM-EX-010_4_20221026 (460-268249-2), IRM-EX-025_7.5_20221027 (460-268322-2), IRM-EX-028_7.5_20221028 (460-268413-2), IRM-EX-003_3_20221025 (460-268165-3), IRM-EX-X02_20221027 (460-268322-3), IRM-EX-027_7.5_20221028 (460-268413-3), IRM-EX-004_3_20221025

(460-268165-4), IRM-EX-029_7.5_20221027 (460-268322-4), IRM-EX-018_4_20221028 (460-268413-4), IRM-EX-X01_20221025 (460-268165-5), IRM-EX-005_4_20221025 (460-268165-6), IRM-EX-007_4_20221025 (460-268165-7), IRM-EX-006_4_20221025 (460-268165-8), IRM-EX-009_4_20221025 (460-268165-11), IRM-EX-011_4_20221025 (460-268165-12), IRM-EX-012_4_20221025 (460-268165-13), IRM-EX-013_4_20221025 (460-268165-14), IRM-EX-014_4_20221025 (460-268165-15), IRM-EX-015_4_20221025 (460-268165-16), IRM-EX-016_4_20221025 (460-268165-17) and IRM-EX-017_4_20221025 (460-268165-18) were analyzed for semivolatile organic compounds (GC/MS) in accordance with EPA SW-846 Methods 8270E. The samples were prepared on 10/26/2022, 10/28/2022, 10/29/2022 and 10/30/2022 and analyzed on 10/27/2022, 10/28/2022, 10/29/2022, 10/30/2022 and 10/31/2022.

Samples IRM-FB-S-02_20221027 (460-268322-5) and IRM-FB-S-01_20221025 (460-268165-9) were analyzed for semivolatile organic compounds (GC/MS) in accordance with EPA SW-846 Methods 8270E. The samples were prepared on 10/26/2022 and 10/29/2022 and analyzed on 10/27/2022 and 10/29/2022.

The continuing calibration verification (CCV) analyzed in batch 460-874339 was outside the method criteria for the following analyte(s): 2,2'-oxybis[1-chloropropane], 2-Nitroaniline and Benzaldehyde. A CCV standard at or below the reporting limit (RL) was analyzed with the affected samples and found to be acceptable. As indicated in the reference method, sample analysis may proceed; however, any detection for the affected analyte(s) is considered estimated.

The continuing calibration verification (CCV) associated with batch 460-874339 recovered above the upper control limit for 2,4-Dinitrophenol, 4,6-Dinitro-2-methylphenol, Atrazine, Hexachlorocyclopentadiene and Indeno[1,2,3-cd]pyrene. The samples associated with this CCV were non-detects for the affected analytes; therefore, the data have been reported.

The laboratory control sample (LCS) and / or laboratory control sample duplicate (LCSD) for preparation batch 460-874206 and analytical batch 460-874339 recovered outside control limits for the following analytes: 1,2,4,5-Tetrachlorobenzene, 2,3,4,6-Tetrachlorophenol and Atrazine. These analytes were biased high in the LCS/LCSD and were not detected in the associated samples; therefore, the data have been reported.

The continuing calibration verification (CCV) analyzed in batch 460-874323 was outside the method criteria for the following analyte(s): < Benzaldehyde and Indeno[1,2,3-cd]pyrene>. A CCV standard at or below the reporting limit (RL) was analyzed with the affected samples and found to be acceptable. As indicated in the reference method, sample analysis may proceed; however, any detection for the affected analyte(s) is considered estimated.

The laboratory control sample (LCS) and / or laboratory control sample duplicate (LCSD) for preparation batch 460-874209 and analytical batch 460-874323 recovered outside control limits for the following analyte(s): Atrazine and Indeno[1,2,3-cd]pyrene. Therefore, the data have been flagged and reported.

The continuing calibration verification (CCV) analyzed in batch 460-874388 was outside the method criteria for the following analyte(s): 4,6-Dinitro-2-methylphenol, Benzo[b]fluoranthene and Benzaldehyde. A CCV standard at or below the reporting limit (RL) was analyzed with the affected samples and found to be acceptable. As indicated in the reference method, sample analysis may proceed; however, any detection for the affected analyte(s) is considered estimated.

The continuing calibration verification (CCV) analyzed in batch 460-874604 was outside the method criteria for the following analyte(s): < 1,4-Dioxane, 2,2'-oxybis[1-chloropropane], 2,4-Dinitrophenol, 2-Nitroaniline, 4-Nitrophenol, Benzaldehyde, Bis(2-chloroethyl)ether, Hexachlorobutadiene and Indeno[1,2,3-cd]pyrene>. A CCV standard at or below the reporting limit (RL) was analyzed with the affected samples and found to be acceptable. As indicated in the reference method, sample analysis may proceed; however, any detection for the affected analyte(s) is considered estimated.

The continuing calibration verification (CCV) analyzed in batch 460-874954 was outside the method criteria for the following analyte(s): 2,4-Dinitrophenol, 4,6-Dinitro-2-methylphenol and Benzaldehyde. A CCV standard at or below the reporting limit (RL) was analyzed with the affected samples and found to be acceptable. As indicated in the reference method, sample analysis may proceed; however, any detection for the affected analyte(s) is considered estimated.

The continuing calibration verification (CCV) analyzed in batch 460-874935 was outside the method criteria for the following analyte(s): Benzaldehyde. A CCV standard at or below the reporting limit (RL) was analyzed with the affected samples and found to be acceptable. As indicated in the reference method, sample analysis may proceed; however, any detection for the affected analyte(s) is considered estimated.

The continuing calibration verification (CCV) associated with batch 460-874935 recovered above the upper control limit for 3,3'-Dichlorobenzidine, 2,4-Dinitrotoluene, Atrazine, Benzo[g,h,i]perylene, Dibenz(a,h)anthracene and Indeno[1,2,3-cd]pyrene. The samples associated with this CCV were non-detects for the affected analytes; therefore, the data have been reported.

The laboratory control sample (LCS) and / or laboratory control sample duplicate (LCSD) for preparation batch 460-875011 and analytical batch 460-874935 recovered outside control limits for the following analytes: Atrazine. These analytes were biased high in the LCS/LCSD and were not detected in the associated samples; therefore, the data have been reported.

The continuing calibration verification (CCV) analyzed in batch 460-875069 was outside the method criteria for the following analyte(s): Benzaldehyde and Indeno[1,2,3-cd]pyrene. A CCV standard at or below the reporting limit (RL) was analyzed with the affected samples and found to be acceptable. As indicated in the reference method, sample analysis may proceed; however, any detection for the affected analyte(s) is considered estimated.

The continuing calibration verification (CCV) associated with batch 460-875069 recovered above the upper control limit for

3,3'-Dichlorobenzidine, 2,4-Dinitrophenol, Diethyl phthalate and Di-n-octyl phthalate. The samples associated with this CCV were non-detects for the affected analytes; therefore, the data have been reported.

The laboratory control sample duplicate (LCSD) for preparation batch 460-874982 and analytical batch 460-875069 recovered outside control limits for the following analytes: Caprolactam. These analytes were biased high in the LCSD and were not detected in the associated samples; therefore, the data have been reported.

The continuing calibration verification (CCV) analyzed in batch 460-875163 was outside the method criteria for the following analyte(s): Benzaldehyde and Indeno[1,2,3-cd]pyrene. A CCV standard at or below the reporting limit (RL) was analyzed with the affected samples and found to be acceptable. As indicated in the reference method, sample analysis may proceed; however, any detection for the affected analyte(s) is considered estimated.

The continuing calibration verification (CCV) associated with batch 460-875163 recovered above the upper control limit for 2,4-Dinitrophenol and 3,3'-Dichlorobenzidine. The samples associated with this CCV were non-detects for the affected analytes; therefore, the data have been reported.

Several analytes failed the recovery criteria low for the MS of sample IRM-EX-010_4_20221026MS (460-268249-2) in batch 460-874954.

Several analytes failed the recovery criteria low for the MSD of sample IRM-EX-010_4_20221026MSD (460-268249-2) in batch 460-874954.

Several analytes failed the recovery criteria high for the MS of sample IRM-EX-025_7.5_20221027MS (460-268322-2) in batch 460-875069.

Several analytes failed the recovery criteria high for the MSD of sample IRM-EX-025_7.5_20221027MSD (460-268322-2) in batch 460-875069. 2,4-Dinitrophenol exceeded the RPD limit.

2,4-Dinitrophenol failed the recovery criteria low for the MS of sample 460-268406-4 in batch 460-875163. Atrazine failed the recovery criteria high.

2,4-Dimethylphenol, 2,4-Dinitrophenol and 4,6-Dinitro-2-methylphenol failed the recovery criteria low for the MSD of sample 460-268406-4 in batch 460-875163. Atrazine failed the recovery criteria high.

No other difficulties were encountered during the semivolatiles analysis.

All other quality control parameters were within the acceptance limits.

SEMIVOLATILE ORGANIC COMPOUNDS - SELECTED ION MODE (SIM) - ISOTOPE DILUTION - 1,4 DIOXANE

Samples IRM-FB-S-02_20221027 (460-268322-5) and IRM-FB-S-01_20221025 (460-268165-9) were analyzed for semivolatile organic compounds - Selected Ion Mode (SIM) - Isotope Dilution - 1,4 Dioxane in accordance with EPA SW-846 Method 8270E SIM 1,4Dioxane. The samples were prepared on 10/27/2022 and 11/02/2022 and analyzed on 10/28/2022 and 11/03/2022.

1,4-Dioxane failed the recovery criteria high for the MS of sample 460-268559-1 in batch 460-875739.

1,4-Dioxane exceeded the RPD limit for the MSD of sample 460-268559-1 in batch 460-875739.

No other difficulties were encountered during the 1,4 Dioxane analysis.

All other quality control parameters were within the acceptance limits.

PESTICIDES

Samples IRM-EX-008_4_20221026 (460-268249-1), IRM-EX-025_7.5_20221027 (460-268322-2), IRM-EX-028_7.5_20221028 (460-268413-2), IRM-EX-003_3_20221025 (460-268165-3), IRM-EX-X02_20221027 (460-268322-3), IRM-EX-004_3_20221025 (460-268165-4), IRM-EX-X01_20221025 (460-268165-5), IRM-EX-007_4_20221025 (460-268165-7), IRM-EX-011_4_20221025 (460-268165-12), IRM-EX-012_4_20221025 (460-268165-13), IRM-EX-015_4_20221025 (460-268165-16) and IRM-EX-016_4_20221025 (460-268165-17) were analyzed for Pesticides in accordance with EPA SW-846 Methods 8081B. The samples were prepared on 10/26/2022, 10/28/2022 and 10/29/2022 and analyzed on 10/27/2022, 10/30/2022 and 10/31/2022.

Samples IRM-FB-S-02_20221027 (460-268322-5) and IRM-FB-S-01_20221025 (460-268165-9) were analyzed for Pesticides in accordance with EPA SW-846 Methods 8081B. The samples were prepared on 10/26/2022 and 10/29/2022 and analyzed on 10/27/2022 and 10/31/2022.

The laboratory control sample (LCS) for preparation batch 460-874228 and analytical batch 460-874367 recovered outside control limits for the following analytes: Endrin ketone on the secondary column. These analytes were biased high in the LCS and were not detected in the associated samples; therefore, the data have been reported. The laboratory control sample duplicate (LCSD) recovered within control limits.(LCS 460-874228/2-A).

The continuing calibration verification (CCV) associated with batch 460-874367 recovered above the upper control limit for Methoxychlor and Endrin ketone on the secondary column. The samples associated with this CCV were non-detects for the affected analytes; therefore, the data have been reported. The associated sample is impacted: (CCVIS 460-874367/3).

The DCB Decachlorobiphenyl surrogate recovery for the CCV was outside acceptance limits (high biased) on the confirmation column : The recovery is within acceptance limits on the other column, therefore the data have been reported.(CCVIS 460-874367/3).

The DCB Decachlorobiphenyl surrogate recovery for the CCV was outside acceptance limits (high biased) on the confirmation column : The recovery is within acceptance limits on the other column, therefore the data have been reported.(CCVIS 460-875084/7).

The continuing calibration verification (CCV) associated with batch 460-875084 recovered above the upper control limit for Methoxychlor on the secondary column. The samples associated with this CCV were non-detects for the affected analytes; therefore, the data have been reported. The associated sample is impacted: (CCVIS 460-875084/7).

The continuing calibration verification (CCV) associated with batch 460-875084 recovered above the upper control limit for 4,4'-DDT and Endrin ketone on the secondary column. The samples associated with this CCV were non-detects for the affected analytes; therefore, the data have been reported. The associated sample is impacted: (CCVIS 460-875084/7).

The DCB Decachlorobiphenyl surrogate recovery for the following samples was outside acceptance limits (high biased) on the confirmation column due to matrix interference: (MB 460-874898/1-A). The recovery is within acceptance limits on the other column, indicating that the extraction process was in control.

The laboratory control sample (LCS) for preparation batch 460-874979 and analytical batch 460-875129 recovered outside control limits for the following analytes: Methoxychlor on the secondary column. These analytes were biased high in the LCS and were not detected in the associated samples; therefore, the data have been reported.(LCS 460-874979/2-A).

The DCB Decachlorobiphenyl surrogate recovery for the CCV was outside acceptance limits (high biased) on the confirmation column : The recovery is within acceptance limits on the other column, therefore the data have been reported.(CCVIS 460-875129/3).

The continuing calibration verification (CCV) associated with batch 460-875129 recovered above the upper control limit for Methoxychlor on the secondary column. The samples associated with this CCV were non-detects for the affected analytes; therefore, the data have been reported. The associated sample is impacted: (CCVIS 460-875129/3).

The continuing calibration verification (CCV) associated with batch 460-875129 recovered above the upper control limit for 4,4'-DDT and Endrin ketone on the secondary column. The samples associated with this CCV were non-detects for the affected analytes; therefore, the data have been reported. The associated sample is impacted: (CCVIS 460-875129/3).

The DCB Decachlorobiphenyl surrogate recovery for the following samples was outside acceptance limits (high biased) on the confirmation column due to matrix interference: IRM-EX-025_7.5_20221027 (460-268322-2[MS]), IRM-EX-025_7.5_20221027 (460-268322-2[MSD]) and (MB 460-874979/1-A). The recovery is within acceptance limits on the other column, indicating that the extraction process was in control.

Aldrin failed the recovery criteria high for the MS of sample IRM-EX-008_4_20221026MS (460-268249-1) in batch 460-875087.

Several analytes failed the recovery criteria high for the MSD of sample IRM-EX-008_4_20221026MSD (460-268249-1) in batch 460-875087.

Endosulfan II and Methoxychlor failed the recovery criteria high for the MS of sample IRM-EX-025_7.5_20221027MS (460-268322-2) in batch 460-875084.

No other difficulties were encountered during the Pesticides analysis.

All other quality control parameters were within the acceptance limits.

POLYCHLORINATED BIPHENYLS

Samples IRM-EX-008_4_20221026 (460-268249-1), IRM-EX-025_7.5_20221027 (460-268322-2), IRM-EX-028_7.5_20221028 (460-268413-2), IRM-EX-003_3_20221025 (460-268165-3), IRM-EX-X02_20221027 (460-268322-3), IRM-EX-004_3_20221025 (460-268165-4), IRM-EX-X01_20221025 (460-268165-5), IRM-EX-007_4_20221025 (460-268165-7), IRM-EX-011_4_20221025 (460-268165-12), IRM-EX-012_4_20221025 (460-268165-13), IRM-EX-015_4_20221025 (460-268165-16) and IRM-EX-016_4_20221025 (460-268165-17) were analyzed for polychlorinated biphenyls in accordance with EPA SW-846 Method 8082A. The samples were prepared on 10/26/2022, 10/28/2022 and 10/29/2022 and analyzed on 10/27/2022, 10/30/2022 and 10/31/2022.

Samples IRM-FB-S-02_20221027 (460-268322-5) and IRM-FB-S-01_20221025 (460-268165-9) were analyzed for polychlorinated biphenyls (PCBs) in accordance with EPA SW-846 Method 8082A. The samples were prepared on 10/26/2022 and 10/29/2022 and analyzed on 10/27/2022 and 10/30/2022.

The DCB Decachlorobiphenyl surrogate recovery for the following samples was outside acceptance limits (high biased) on the confirmation column due to matrix interference: IRM-EX-025_7.5_20221027 (460-268322-2). The recovery is within acceptance limits on the other column, indicating that the extraction process was in control.

The TCX Tetrachloro-m-xylene surrogate recovery for the CCV was outside acceptance limits (high biased) on the confirmation column : The recovery is within acceptance limits on the other column, therefore the data have been reported.(CCVIS 460-875136/2).

No other difficulties were encountered during the PCBs analysis.

All other quality control parameters were within the acceptance limits.

CHLORINATED HERBICIDES

Samples IRM-EX-008_4_20221026 (460-268249-1), IRM-EX-025_7.5_20221027 (460-268322-2), IRM-EX-028_7.5_20221028 (460-268413-2), IRM-EX-003_3_20221025 (460-268165-3), IRM-EX-X02_20221027 (460-268322-3), IRM-EX-004_3_20221025 (460-268165-4), IRM-EX-X01_20221025 (460-268165-5), IRM-EX-007_4_20221025 (460-268165-7), IRM-EX-011_4_20221025 (460-268165-12), IRM-EX-012_4_20221025 (460-268165-13), IRM-EX-015_4_20221025 (460-268165-16) and IRM-EX-016_4_20221025 (460-268165-17) were analyzed for chlorinated herbicides in accordance with EPA SW-846 Method 8151A. The samples were prepared on 10/29/2022, 10/30/2022 and 11/02/2022 and analyzed on 10/30/2022, 10/31/2022 and 11/03/2022.

Samples IRM-FB-S-02_20221027 (460-268322-5) and IRM-FB-S-01_20221025 (460-268165-9) were analyzed for chlorinated herbicides in accordance with EPA SW-846 Method 8151A. The samples were prepared on 10/28/2022 and 10/30/2022 and analyzed on 10/28/2022 and 10/31/2022.

The RPD of the laboratory control sample (LCS) and laboratory control sample duplicate (LCSD) for preparation batch 460-874730 and analytical batch 460-874794 recovered outside control limits for the following analytes: 2,4,5-T.

No other difficulties were encountered during the herbicides analysis.

All other quality control parameters were within the acceptance limits.

METALS - TOTAL (ICP/MS)

Samples IRM-EX-008_4_20221026 (460-268249-1), IRM-EX-025_7.5_20221027 (460-268322-2), IRM-EX-028_7.5_20221028 (460-268413-2), IRM-EX-003_3_20221025 (460-268165-3), IRM-EX-019_4_20221026 (460-268249-3), IRM-EX-X02_20221027 (460-268322-3), IRM-EX-004_3_20221025 (460-268165-4), IRM-EX-020_4_20221026 (460-268249-4), IRM-EX-X01_20221025 (460-268165-5), IRM-EX-021_4_20221026 (460-268249-5), IRM-EX-022_4_20221026 (460-268249-6), IRM-EX-007_4_20221025 (460-268165-7), IRM-EX-023_5_20221026 (460-268249-7), IRM-EX-011_4_20221025 (460-268165-12), IRM-EX-012_4_20221025 (460-268165-13), IRM-EX-015_4_20221025 (460-268165-16) and IRM-EX-016_4_20221025 (460-268165-17) were analyzed for Metals - Total (ICP/MS) in accordance with EPA SW-846 Method 6020B - Total. The samples were prepared on 10/27/2022, 10/28/2022, 10/29/2022, 10/30/2022 and 10/31/2022 and analyzed on 10/28/2022, 10/29/2022, 10/30/2022, 10/31/2022, 11/01/2022, 11/02/2022, 11/03/2022 and 11/04/2022.

Samples IRM-FB-S-02_20221027 (460-268322-5) and IRM-FB-S-01_20221025 (460-268165-9) were analyzed for Metals - Total (ICP/MS) in accordance with EPA SW-846 Method 6020B - Total. The samples were prepared on 10/27/2022 and 10/28/2022 and analyzed on 10/28/2022 and 10/31/2022.

The following samples were diluted due to the nature of the sample matrix: IRM-EX-003_3_20221025 (460-268165-3) and IRM-EX-X01_20221025 (460-268165-5). Elevated reporting limits (RLs) are provided.

Iron failed the recovery criteria high for the MS of sample 460-267763-4 in batch 460-874748.

Iron failed the recovery criteria low for the MSD of sample 460-267763-4 in batch 460-874748.

Magnesium and Sodium failed the recovery criteria low for the MS of sample 460-268130-4 in batch 460-875215.

Magnesium and Sodium failed the recovery criteria high for the MSD of sample 460-268130-4 in batch 460-875215.

Several analytes failed the recovery criteria low for the MS of sample IRM-EX-004_3_20221025MS (460-268165-4) in batch 460-874723. Cobalt, Manganese and Nickel failed the recovery criteria high.

For the MSD of sample IRM-EX-004_3_20221025MSD (460-268165-4) in batch 460-874723, Several analytes failed the recovery criteria low. Several analytes failed the recovery criteria high. Also, Calcium exceeded the RPD limit.

Several analytes failed the recovery criteria high for the MS of sample 460-268217-12 in batch 460-875065.

Antimony, Iron and Magnesium failed the recovery criteria low for the MS of sample 460-268294-1 in batch 460-874921. Calcium failed the recovery criteria high.

Several analytes failed the recovery criteria low for the MS of sample IRM-EX-025_7.5_20221027MS (460-268322-2) in batch 460-875635. Copper and Vanadium failed the recovery criteria high.

For the MSD of sample IRM-EX-025_7.5_20221027MSD (460-268322-2) in batch 460-875635, Antimony failed the recovery criteria low. Several analytes failed the recovery criteria high. Also, Calcium and Manganese exceeded the RPD limit.

Antimony, Manganese and Vanadium failed the recovery criteria low for the MS of sample 460-268405-4 in batch 460-875804. Several analytes failed the recovery criteria high.

For the MSD of sample 460-268405-4 in batch 460-875804, Antimony, Manganese and Vanadium failed the recovery criteria low.

Aluminum and Barium failed the recovery criteria high. Also, Calcium, Copper, Iron and Manganese exceeded the RPD limit.

Arsenic exceeded the RPD limit for the duplicate of sample IRM-EX-004_3_20221025DU (460-268165-4). for the duplicate of sample 460-268217-12. Chromium, Lead, Manganese and Nickel exceeded the RPD limit for the duplicate of sample 460-268294-1. for the duplicate of sample IRM-EX-025_7.5_20221027DU (460-268322-2). Manganese and Vanadium exceeded the RPD limit for the duplicate of sample 460-268405-4.

Samples IRM-EX-008_4_20221026 (460-268249-1)[2X], IRM-EX-003_3_20221025 (460-268249-3)[2X], IRM-EX-X01_20221025 (460-268249-5)[2X], IRM-EX-022_4_20221026 (460-268249-6)[5X], IRM-EX-012_4_20221025 (460-268249-13)[2X], IRM-EX-015_4_20221025 (460-268249-16)[2X] and IRM-EX-016_4_20221025 (460-268249-17)[2X]

CASE NARRATIVE

Client: AKRF Inc

Project: 350 Grand Concourse, Bronx, NY

Report Number: 460-268205-1

This case narrative is in the form of an exception report, where only the anomalies related to this report, method specific performance and/or QA/QC issues are discussed. If there are no issues to report, this narrative will include a statement that documents that there are no relevant data issues.

It should be noted that samples with elevated Reporting Limits (RLs) as a result of a dilution may not be able to satisfy customer reporting limits in some cases. Such increases in the RLs are unavoidable but acceptable consequence of sample dilution that enables quantification of target analytes or interferences which exceed the calibration range of the instrument.

Calculations are performed before rounding to avoid round-off errors in calculated results.

All holding times were met and proper preservation noted for the methods performed on these samples, unless otherwise detailed in the individual sections below.

RECEIPT

The samples were received on 10/25/2022 6:00 PM, 10/26/2022 7:00 PM, 10/27/2022 7:00 PM and 10/28/2022 6:00 PM. Unless otherwise noted below, the samples arrived in good condition, and where required, properly preserved and on ice. The temperatures of the 5 coolers at receipt time were 1.2° C, 2.0° C, 2.2° C, 2.6° C and 3.1° C.

Note: All samples which require thermal preservation are considered acceptable if the arrival temperature is within 2C of the required temperature or method specified range. For samples with a specified temperature of 4C, samples with a temperature ranging from just above freezing temperature of water to 6C shall be acceptable. Samples that are hand delivered immediately following collection may not meet these criteria, however they will be deemed acceptable according to NELAC standards, if there is evidence that the chilling process has begun, such as arrival on ice, etc.

PER- AND POLYFLUOROALKYL SUBSTANCES (PFAS)

Samples IRM-EX-003_3_20221025 (460-268205-1), IRM-EX-008_4_20221026 (460-268244-1), IRM-EX-025_7.5_20221027 (460-268359-1), IRM-EX-028_7.5_20221028 (460-268512-1), IRM-EX-004_3_20221025 (460-268205-2), IRM-EX-011_4_20221026 (460-268244-2), IRM-EX-X02_20221027 (460-268359-2), IRM-EX-X01_20221025 (460-268205-3), IRM-EX-012_4_20221026 (460-268244-3), IRM-EX-007_3_20221025 (460-268205-4), IRM-EX-015_4_20221026 (460-268244-4) and IRM-EX-016_4_20221026 (460-268244-5) were analyzed for Per- and Polyfluoroalkyl Substances (PFAS) in accordance with PFC-IDA - 537 (modified). The samples were prepared on 11/07/2022 and 11/08/2022 and analyzed on 11/09/2022.

Samples IRM-FB-S-02_20221027 (460-268359-3) and IRM-FB-S-01_20221025 (460-268205-5) were analyzed for Per- and Polyfluoroalkyl Substances (PFAS) in accordance with PFC-IDA - 537 (modified). The samples were prepared on 11/03/2022 and 11/09/2022 and analyzed on 11/04/2022 and 11/09/2022.

Method 537 (modified): Internal standard (ISTD) response for 13C2 PFOA for the following sample in analytical batch 200-185450 was outside acceptance criteria: (CCB 200-185450/4). This ISTD does not correspond to any of the requested target compounds reported from this analytical batch; therefore, the data have been reported.

Method 537 (modified): Internal standard (ISTD) response for the following sample in analytical batch 200-185617 was outside acceptance criteria: (CCB 200-185617/4). This ISTD does not correspond to any of the requested target compounds reported from this analytical batch; therefore, the data have been reported.

Method 537 (modified): 13C2 PFHxA, 13C2 PFTeDA, 13C4 PFBA, 13C4 PFHpA, 13C3 PFBS, 13C8 FOSA, 13C5 PFPeA, 13C4 PFOS and 13C5 PFNA Isotope Dilution Analyte (IDA) recoveries associated with the following sample are below the method recommended limit: IRM-EX-008_4_20221026 (460-268244-1). IDA recoveries are reduced overall due to the extraction cartridge clogging before all sample could be loaded onto it (approximately 55% was loaded). The clogging occurred because of suspended particulates in the sample that did not separate during centrifugation. Generally, data quality is not considered affected if the IDA signal-to-noise ratio is greater than 10:1, which is achieved for all IDA in the sample.

Method 537 (modified): 13C4 PFBA Isotope Dilution Analyte (IDA) recovery associated with the following sample is below the method recommended limit: IRM-EX-016_4_20221026 (460-268244-5). Generally, data quality is not considered affected if the IDA signal-to-noise ratio is greater than 10:1, which is achieved for all IDA in the sample.

Method 537 (modified): d5-NEtFOSAA Isotope Dilution Analyte (IDA) recovery is above the method recommended limit for the following samples: IRM-EX-025_7.5_20221027 (460-268359-1[MS]) and IRM-EX-X02_20221027 (460-268359-2). Quantitation by isotope dilution generally precludes any adverse effect on data quality due to elevated IDA recoveries.

Method SHAKE: A deviation from the Standard Operating Procedure (SOP) occurred. Details are as follows: SPE cartridge clogged after about half of soil extract was siphoned through. High levels of fine suspended particulates prevented any further loading and 60.82 g of extract remained in container and was discarded. Container was rinsed as per SOP and portion of sample loaded onto cartridge was eluted and brought to 10 mL final volume, as per SOP.

No other difficulties were encountered during the PFAS analysis.

All other quality control parameters were within the acceptance limits.

PERCENT SOLIDS/PERCENT MOISTURE

Samples IRM-EX-003_3_20221025 (460-268205-1), IRM-EX-008_4_20221026 (460-268244-1), IRM-EX-025_7.5_20221027 (460-268359-1), IRM-EX-028_7.5_20221028 (460-268512-1), IRM-EX-004_3_20221025 (460-268205-2), IRM-EX-011_4_20221026 (460-268244-2), IRM-EX-X02_20221027 (460-268359-2), IRM-EX-X01_20221025 (460-268205-3), IRM-EX-012_4_20221026 (460-268244-3), IRM-EX-007_3_20221025 (460-268205-4), IRM-EX-015_4_20221026 (460-268244-4) and IRM-EX-016_4_20221026 (460-268244-5) were analyzed for percent solids/percent moisture in accordance with EPA Method CLPISM01.2 (Exhibit D) Modified. The samples were analyzed on 11/07/2022.

No difficulties were encountered during the %solids/moisture analysis.

All quality control parameters were within the acceptance limits.

Appendix C
Data Summary Form I's
With Qualifications

Appendix C
Data Summary Form I's
With Qualifications
VOLATILES

FORM I
GC/MS VOA ORGANICS ANALYSIS DATA SHEET

Lab Name: Eurofins Edison | Job No.: 460-268165-1

SDG No.:

Client Sample ID: IRM-EX-001_4_20221025 | Lab Sample ID: 460-268165-1

Matrix: Solid | Lab File ID: K39811.D

Analysis Method: 8260D | Date Collected: 10/25/2022 09:00

Sample wt/vol: 5.81(g) | Date Analyzed: 10/28/2022 16:15

Soil Aliquot Vol: | Dilution Factor: 1

Soil Extract Vol.: | GC Column: Rtx-624 ID: 0.25(mm)

Purge Volume: 5.0(mL) | Heated Purge: (Y/N) Y pH:

% Moisture: 10.3 % Solids: 89.7 | Level: (low/med) Low

Analysis Batch No.: 874634 | Units: mg/Kg

CAS NO.	COMPOUND NAME	RESULT	Q	RL	MDL
71-55-6	1,1,1-Trichloroethane	0.00096	U	0.00096	0.00022
79-34-5	1,1,2,2-Tetrachloroethane	0.00096	U	0.00096	0.00021
76-13-1	1,1,2-Trichloro-1,2,2-trifluoroethane	0.00096	U	0.00096	0.00029
79-00-5	1,1,2-Trichloroethane	0.00096	U	0.00096	0.00017
75-34-3	1,1-Dichloroethane	0.00096	U	0.00096	0.00020
75-35-4	1,1-Dichloroethene	0.00096	U	0.00096	0.00022
87-61-6	1,2,3-Trichlorobenzene	0.00096	U	0.00096	0.00017
120-82-1	1,2,4-Trichlorobenzene	0.00096	U	0.00096	0.00034
95-63-6	1,2,4-Trimethylbenzene	0.00096	U	0.00096	0.00024
96-12-8	1,2-Dibromo-3-Chloropropane	0.00096	U	0.00096	0.00044
95-50-1	1,2-Dichlorobenzene	0.00096	U	0.00096	0.00035
107-06-2	1,2-Dichloroethane	0.00096	U	0.00096	0.00028
78-87-5	1,2-Dichloropropane	0.00096	U	0.00096	0.00041
108-67-8	1,3,5-Trimethylbenzene	0.00096	U	0.00096	0.00030
541-73-1	1,3-Dichlorobenzene	0.00096	U	0.00096	0.00035
106-46-7	1,4-Dichlorobenzene	0.00096	U	0.00096	0.00022
78-93-3	2-Butanone (MEK)	0.0048	U	0.0048	0.00035
591-78-6	2-Hexanone	0.0048	U	0.0048	0.0016
99-87-6	4-Isopropyltoluene	0.00096	U	0.00096	0.00029
108-10-1	4-Methyl-2-pentanone (MIBK)	0.0048	U	0.0048	0.0015
67-64-1	Acetone	0.011		0.0058	0.0055
71-43-2	Benzene	0.00096	U	0.00096	0.00025
75-25-2	Bromoform	0.00096	U * UJ	0.00096	0.00041
74-83-9	Bromomethane	0.0019	U	0.0019	0.00096
75-15-0	Carbon disulfide	0.00096	U	0.00096	0.00026
56-23-5	Carbon tetrachloride	0.00096	U * UJ	0.00096	0.00037
108-90-7	Chlorobenzene	0.00096	U	0.00096	0.00017
74-97-5	Chlorobromomethane	0.00096	U	0.00096	0.00027
124-48-1	Chlorodibromomethane	0.00096	U * U	0.00096	0.00019
75-00-3	Chloroethane	0.00096	U	0.00096	0.00050
67-66-3	Chloroform	0.00096	U	0.00096	0.00093
74-87-3	Chloromethane	0.00096	U	0.00096	0.00042
156-59-2	cis-1,2-Dichloroethene	0.00096	U	0.00096	0.00034

FORM I
GC/MS VOA ORGANICS ANALYSIS DATA SHEET

Lab Name: Eurofins Edison | Job No.: 460-268165-1

SDG No.:

Client Sample ID: IRM-EX-001_4_20221025 | Lab Sample ID: 460-268165-1

Matrix: Solid | Lab File ID: K39811.D

Analysis Method: 8260D | Date Collected: 10/25/2022 09:00

Sample wt/vol: 5.81(g) | Date Analyzed: 10/28/2022 16:15

Soil Aliquot Vol: | Dilution Factor: 1

Soil Extract Vol.: | GC Column: Rtx-624 ID: 0.25(mm)

Purge Volume: 5.0(mL) | Heated Purge: (Y/N) Y pH:

% Moisture: 10.3 % Solids: 89.7 | Level: (low/med) Low

Analysis Batch No.: 874634 | Units: mg/Kg

CAS NO.	COMPOUND NAME	RESULT	Q	RL	MDL
10061-01-5	cis-1,3-Dichloropropene	0.00096	U	0.00096	0.00026
110-82-7	Cyclohexane	0.00096	U	0.00096	0.00021
75-27-4	Dichlorobromomethane	0.00096	U	0.00096	0.00025
75-71-8	Dichlorodifluoromethane	0.00096	U	0.00096	0.00032
100-41-4	Ethylbenzene	0.00096	U	0.00096	0.00019
106-93-4	Ethylene Dibromide	0.00096	U	0.00096	0.00017
98-82-8	Isopropylbenzene	0.00096	U	0.00096	0.00027
79-20-9	Methyl acetate	0.0048	U	0.0048	0.0041
1634-04-4	Methyl tert-butyl ether	0.00096	U	0.00096	0.00049
108-87-2	Methylcyclohexane	0.00096	U	0.00096	0.00048
75-09-2	Methylene Chloride	0.0019	U	0.0019	0.0011
179601-23-1	m-Xylene & p-Xylene	0.00096	U	0.00096	0.00017
91-20-3	Naphthalene	0.0014	U	0.0014	0.00039
104-51-8	n-Butylbenzene	0.00096	U	0.00096	0.00028
103-65-1	N-Propylbenzene	0.00096	U	0.00096	0.00017
95-47-6	o-Xylene	0.00026	J	0.00096	0.00019
135-98-8	sec-Butylbenzene	0.00096	U	0.00096	0.00028
100-42-5	Styrene	0.00096	U	0.00096	0.00027
98-06-6	tert-Butylbenzene	0.00096	U	0.00096	0.00026
127-18-4	Tetrachloroethene	0.00096	U	0.00096	0.00029
108-88-3	Toluene	0.00096	U	0.00096	0.00022
156-60-5	trans-1,2-Dichloroethene	0.00096	U	0.00096	0.00024
10061-02-6	trans-1,3-Dichloropropene	0.00096	U	0.00096	0.00026
79-01-6	Trichloroethene	0.00096	U	0.00096	0.00031
75-69-4	Trichlorofluoromethane	0.00096	U	0.00096	0.00039
75-01-4	Vinyl chloride	0.00096	U	0.00096	0.00052
1330-20-7	Xylenes, Total	0.00026	J	0.0019	0.00017

CAS NO.	SURROGATE	%REC	Q	LIMITS
17060-07-0	1,2-Dichloroethane-d4 (Surr)	100		72-145
460-00-4	4-Bromofluorobenzene	91		75-139
1868-53-7	Dibromofluoromethane (Surr)	106		73-139
2037-26-5	Toluene-d8 (Surr)	101		80-120

FORM I
GC/MS VOA ORGANICS ANALYSIS DATA SHEET

Lab Name: Eurofins Edison | Job No.: 460-268165-1

SDG No.:

Client Sample ID: IRM-EX-002_4_20221025 | Lab Sample ID: 460-268165-2

Matrix: Solid | Lab File ID: K39807.D

Analysis Method: 8260D | Date Collected: 10/25/2022 09:05

Sample wt/vol: 5.16(g) | Date Analyzed: 10/28/2022 14:45

Soil Aliquot Vol: | Dilution Factor: 1

Soil Extract Vol.: | GC Column: Rtx-624 ID: 0.25(mm)

Purge Volume: 5.0(mL) | Heated Purge: (Y/N) Y pH:

% Moisture: 5.2 % Solids: 94.8 | Level: (low/med) Low

Analysis Batch No.: 874634 | Units: mg/Kg

CAS NO.	COMPOUND NAME	RESULT	Q	RL	MDL
71-55-6	1,1,1-Trichloroethane	0.0010	U	0.0010	0.00024
79-34-5	1,1,2,2-Tetrachloroethane	0.0010	U	0.0010	0.00022
76-13-1	1,1,2-Trichloro-1,2,2-trifluoroethane	0.0010	U	0.0010	0.00031
79-00-5	1,1,2-Trichloroethane	0.0010	U	0.0010	0.00018
75-34-3	1,1-Dichloroethane	0.0010	U	0.0010	0.00021
75-35-4	1,1-Dichloroethene	0.0010	U	0.0010	0.00023
87-61-6	1,2,3-Trichlorobenzene	0.0010	U	0.0010	0.00018
120-82-1	1,2,4-Trichlorobenzene	0.0010	U	0.0010	0.00037
95-63-6	1,2,4-Trimethylbenzene	0.0010	U	0.0010	0.00025
96-12-8	1,2-Dibromo-3-Chloropropane	0.0010	U	0.0010	0.00047
95-50-1	1,2-Dichlorobenzene	0.0010	U	0.0010	0.00037
107-06-2	1,2-Dichloroethane	0.0010	U	0.0010	0.00030
78-87-5	1,2-Dichloropropane	0.0010	U	0.0010	0.00043
108-67-8	1,3,5-Trimethylbenzene	0.0010	U	0.0010	0.00032
541-73-1	1,3-Dichlorobenzene	0.0010	U	0.0010	0.00037
106-46-7	1,4-Dichlorobenzene	0.0010	U	0.0010	0.00023
78-93-3	2-Butanone (MEK)	0.0051	U	0.0051	0.00038
591-78-6	2-Hexanone	0.0051	U	0.0051	0.0017
99-87-6	4-Isopropyltoluene	0.0010	U	0.0010	0.00031
108-10-1	4-Methyl-2-pentanone (MIBK)	0.0051	U	0.0051	0.0016
67-64-1	Acetone	0.0085		0.0061	0.0058
71-43-2	Benzene	0.0010	U	0.0010	0.00026
75-25-2	Bromoform	0.0010	~~U~~ UJ	0.0010	0.00043
74-83-9	Bromomethane	0.0020	U	0.0020	0.0010
75-15-0	Carbon disulfide	0.0010	U	0.0010	0.00027
56-23-5	Carbon tetrachloride	0.0010	~~U~~ UJ	0.0010	0.00040
108-90-7	Chlorobenzene	0.0010	U	0.0010	0.00018
74-97-5	Chlorobromomethane	0.0010	U	0.0010	0.00029
124-48-1	Chlorodibromomethane	0.0010	~~U~~ U	0.0010	0.00020
75-00-3	Chloroethane	0.0010	U	0.0010	0.00053
67-66-3	Chloroform	0.0010	U	0.0010	0.00099
74-87-3	Chloromethane	0.0010	U	0.0010	0.00044
156-59-2	cis-1,2-Dichloroethene	0.0010	U	0.0010	0.00037

FORM I
GC/MS VOA ORGANICS ANALYSIS DATA SHEET

Lab Name: Eurofins Edison | Job No.: 460-268165-1

SDG No.:

Client Sample ID: IRM-EX-002_4_20221025 | Lab Sample ID: 460-268165-2

Matrix: Solid | Lab File ID: K39807.D

Analysis Method: 8260D | Date Collected: 10/25/2022 09:05

Sample wt/vol: 5.16(g) | Date Analyzed: 10/28/2022 14:45

Soil Aliquot Vol: | Dilution Factor: 1

Soil Extract Vol.: | GC Column: Rtx-624 ID: 0.25(mm)

Purge Volume: 5.0(mL) | Heated Purge: (Y/N) Y pH:

% Moisture: 5.2 % Solids: 94.8 | Level: (low/med) Low

Analysis Batch No.: 874634 | Units: mg/Kg

CAS NO.	COMPOUND NAME	RESULT	Q	RL	MDL
10061-01-5	cis-1,3-Dichloropropene	0.0010	U	0.0010	0.00028
110-82-7	Cyclohexane	0.0010	U	0.0010	0.00023
75-27-4	Dichlorobromomethane	0.0010	U	0.0010	0.00026
75-71-8	Dichlorodifluoromethane	0.0010	U	0.0010	0.00035
100-41-4	Ethylbenzene	0.0010	U	0.0010	0.00020
106-93-4	Ethylene Dibromide	0.0010	U	0.0010	0.00018
98-82-8	Isopropylbenzene	0.0010	U	0.0010	0.00029
79-20-9	Methyl acetate	0.0051	U	0.0051	0.0044
1634-04-4	Methyl tert-butyl ether	0.0010	U	0.0010	0.00052
108-87-2	Methylcyclohexane	0.0010	U	0.0010	0.00051
75-09-2	Methylene Chloride	0.0020	U	0.0020	0.0012
179601-23-1	m-Xylene & p-Xylene	0.0010	U	0.0010	0.00018
91-20-3	Naphthalene	0.0015	U	0.0015	0.00042
104-51-8	n-Butylbenzene	0.0010	U	0.0010	0.00030
103-65-1	N-Propylbenzene	0.0010	U	0.0010	0.00018
95-47-6	o-Xylene	0.0010	U	0.0010	0.00020
135-98-8	sec-Butylbenzene	0.0010	U	0.0010	0.00029
100-42-5	Styrene	0.0010	U	0.0010	0.00028
98-06-6	tert-Butylbenzene	0.0010	U	0.0010	0.00028
127-18-4	Tetrachloroethene	0.0010	U	0.0010	0.00031
108-88-3	Toluene	0.0010	U	0.0010	0.00024
156-60-5	trans-1,2-Dichloroethene	0.0010	U	0.0010	0.00025
10061-02-6	trans-1,3-Dichloropropene	0.0010	U	0.0010	0.00027
79-01-6	Trichloroethene	0.0010	U	0.0010	0.00033
75-69-4	Trichlorofluoromethane	0.0010	U	0.0010	0.00041
75-01-4	Vinyl chloride	0.0010	U	0.0010	0.00056
1330-20-7	Xylenes, Total	0.0020	U	0.0020	0.00018

CAS NO.	SURROGATE	%REC	Q	LIMITS
17060-07-0	1,2-Dichloroethane-d4 (Surr)	97		72-145
460-00-4	4-Bromofluorobenzene	91		75-139
1868-53-7	Dibromofluoromethane (Surr)	107		73-139
2037-26-5	Toluene-d8 (Surr)	102		80-120

FORM I
GC/MS VOA ORGANICS ANALYSIS DATA SHEET

Lab Name: Eurofins Edison | Job No.: 460-268165-1

SDG No.:

Client Sample ID: IRM-EX-003_3_20221025 | Lab Sample ID: 460-268165-3

Matrix: Solid | Lab File ID: K39808.D

Analysis Method: 8260D | Date Collected: 10/25/2022 08:40

Sample wt/vol: 6.02(g) | Date Analyzed: 10/28/2022 15:08

Soil Aliquot Vol: | Dilution Factor: 1

Soil Extract Vol.: | GC Column: Rtx-624 ID: 0.25(mm)

Purge Volume: 5.0(mL) | Heated Purge: (Y/N) Y pH:

% Moisture: 13.4 % Solids: 86.6 | Level: (low/med) Low

Analysis Batch No.: 874634 | Units: mg/Kg

CAS NO.	COMPOUND NAME	RESULT	Q	RL	MDL
71-55-6	1,1,1-Trichloroethane	0.00096	U	0.00096	0.00022
79-34-5	1,1,2,2-Tetrachloroethane	0.00096	U	0.00096	0.00021
76-13-1	1,1,2-Trichloro-1,2,2-trifluoroethane	0.00096	U	0.00096	0.00029
79-00-5	1,1,2-Trichloroethane	0.00096	U	0.00096	0.00017
75-34-3	1,1-Dichloroethane	0.00096	U	0.00096	0.00020
75-35-4	1,1-Dichloroethene	0.00096	U	0.00096	0.00022
87-61-6	1,2,3-Trichlorobenzene	0.00096	U	0.00096	0.00017
120-82-1	1,2,4-Trichlorobenzene	0.00096	U	0.00096	0.00034
95-63-6	1,2,4-Trimethylbenzene	0.00096	U	0.00096	0.00024
96-12-8	1,2-Dibromo-3-Chloropropane	0.00096	U	0.00096	0.00044
95-50-1	1,2-Dichlorobenzene	0.00096	U	0.00096	0.00035
107-06-2	1,2-Dichloroethane	0.00096	U	0.00096	0.00028
78-87-5	1,2-Dichloropropane	0.00096	U	0.00096	0.00041
108-67-8	1,3,5-Trimethylbenzene	0.00096	U	0.00096	0.00030
541-73-1	1,3-Dichlorobenzene	0.00096	U	0.00096	0.00035
106-46-7	1,4-Dichlorobenzene	0.00096	U	0.00096	0.00022
78-93-3	2-Butanone (MEK)	0.0048	U	0.0048	0.00035
591-78-6	2-Hexanone	0.0048	U	0.0048	0.0016
99-87-6	4-Isopropyltoluene	0.00096	U	0.00096	0.00029
108-10-1	4-Methyl-2-pentanone (MIBK)	0.0048	U	0.0048	0.0015
67-64-1	Acetone	0.0058	U	0.0058	0.0055
71-43-2	Benzene	0.00096	U	0.00096	0.00025
75-25-2	Bromoform	0.00096	~~U*~~ UJ	0.00096	0.00041
74-83-9	Bromomethane	0.0019	U	0.0019	0.00096
75-15-0	Carbon disulfide	0.00096	U	0.00096	0.00025
56-23-5	Carbon tetrachloride	0.00096	~~U*~~ UJ	0.00096	0.00037
108-90-7	Chlorobenzene	0.00096	U	0.00096	0.00017
74-97-5	Chlorobromomethane	0.00096	U	0.00096	0.00027
124-48-1	Chlorodibromomethane	0.00096	~~U*~~ U	0.00096	0.00019
75-00-3	Chloroethane	0.00096	U	0.00096	0.00050
67-66-3	Chloroform	0.00096	U	0.00096	0.00093
74-87-3	Chloromethane	0.00096	U	0.00096	0.00042
156-59-2	cis-1,2-Dichloroethene	0.00096	U	0.00096	0.00034

FORM I
GC/MS VOA ORGANICS ANALYSIS DATA SHEET

Lab Name: Eurofins Edison | Job No.: 460-268165-1

SDG No.:

Client Sample ID: IRM-EX-003_3_20221025 | Lab Sample ID: 460-268165-3

Matrix: Solid | Lab File ID: K39808.D

Analysis Method: 8260D | Date Collected: 10/25/2022 08:40

Sample wt/vol: 6.02(g) | Date Analyzed: 10/28/2022 15:08

Soil Aliquot Vol: | Dilution Factor: 1

Soil Extract Vol.: | GC Column: Rtx-624 ID: 0.25(mm)

Purge Volume: 5.0(mL) | Heated Purge: (Y/N) Y pH:

% Moisture: 13.4 % Solids: 86.6 | Level: (low/med) Low

Analysis Batch No.: 874634 | Units: mg/Kg

CAS NO.	COMPOUND NAME	RESULT	Q	RL	MDL
10061-01-5	cis-1,3-Dichloropropene	0.00096	U	0.00096	0.00026
110-82-7	Cyclohexane	0.00096	U	0.00096	0.00021
75-27-4	Dichlorobromomethane	0.00096	U	0.00096	0.00025
75-71-8	Dichlorodifluoromethane	0.00096	U	0.00096	0.00032
100-41-4	Ethylbenzene	0.00096	U	0.00096	0.00019
106-93-4	Ethylene Dibromide	0.00096	U	0.00096	0.00017
98-82-8	Isopropylbenzene	0.00096	U	0.00096	0.00027
79-20-9	Methyl acetate	0.0048	U	0.0048	0.0041
1634-04-4	Methyl tert-butyl ether	0.00096	U	0.00096	0.00049
108-87-2	Methylcyclohexane	0.00096	U	0.00096	0.00048
75-09-2	Methylene Chloride	0.0019	U	0.0019	0.0011
179601-23-1	m-Xylene & p-Xylene	0.00096	U	0.00096	0.00017
91-20-3	Naphthalene	0.0014	U	0.0014	0.00039
104-51-8	n-Butylbenzene	0.00096	U	0.00096	0.00028
103-65-1	N-Propylbenzene	0.00096	U	0.00096	0.00017
95-47-6	o-Xylene	0.00096	U	0.00096	0.00019
135-98-8	sec-Butylbenzene	0.00096	U	0.00096	0.00028
100-42-5	Styrene	0.00096	U	0.00096	0.00027
98-06-6	tert-Butylbenzene	0.00096	U	0.00096	0.00026
127-18-4	Tetrachloroethene	0.00096	U	0.00096	0.00029
108-88-3	Toluene	0.00096	U	0.00096	0.00022
156-60-5	trans-1,2-Dichloroethene	0.00096	U	0.00096	0.00024
10061-02-6	trans-1,3-Dichloropropene	0.00096	U	0.00096	0.00025
79-01-6	Trichloroethene	0.00096	U	0.00096	0.00031
75-69-4	Trichlorofluoromethane	0.00096	U	0.00096	0.00039
75-01-4	Vinyl chloride	0.00096	U	0.00096	0.00052
1330-20-7	Xylenes, Total	0.0019	U	0.0019	0.00017

CAS NO.	SURROGATE	%REC	Q	LIMITS
17060-07-0	1,2-Dichloroethane-d4 (Surr)	101		72-145
460-00-4	4-Bromofluorobenzene	93		75-139
1868-53-7	Dibromofluoromethane (Surr)	103		73-139
2037-26-5	Toluene-d8 (Surr)	101		80-120

FORM I
GC/MS VOA ORGANICS ANALYSIS DATA SHEET

Lab Name: Eurofins Edison | Job No.: 460-268165-1

SDG No.:

Client Sample ID: IRM-EX-004_3_20221025 | Lab Sample ID: 460-268165-4

Matrix: Solid | Lab File ID: K39806.D

Analysis Method: 8260D | Date Collected: 10/25/2022 09:10

Sample wt/vol: 5.36(g) | Date Analyzed: 10/28/2022 14:23

Soil Aliquot Vol: | Dilution Factor: 1

Soil Extract Vol.: | GC Column: Rtx-624 ID: 0.25(mm)

Purge Volume: 5.0(mL) | Heated Purge: (Y/N) Y pH:

% Moisture: 7.7 % Solids: 92.3 | Level: (low/med) Low

Analysis Batch No.: 874634 | Units: mg/Kg

CAS NO.	COMPOUND NAME	RESULT	Q	RL	MDL
71-55-6	1,1,1-Trichloroethane	0.0010	U	0.0010	0.00024
79-34-5	1,1,2,2-Tetrachloroethane	0.0010	U	0.0010	0.00022
76-13-1	1,1,2-Trichloro-1,2,2-trifluoroethane	0.0010	U	0.0010	0.00030
79-00-5	1,1,2-Trichloroethane	0.0010	U	0.0010	0.00018
75-34-3	1,1-Dichloroethane	0.0010	U	0.0010	0.00021
75-35-4	1,1-Dichloroethene	0.0010	U	0.0010	0.00023
87-61-6	1,2,3-Trichlorobenzene	0.0010	~~U~~ UJ	0.0010	0.00018
120-82-1	1,2,4-Trichlorobenzene	0.0010	~~U~~ UJ	0.0010	0.00036
95-63-6	1,2,4-Trimethylbenzene	0.0010	~~U~~ UJ	0.0010	0.00025
96-12-8	1,2-Dibromo-3-Chloropropane	0.0010	U	0.0010	0.00046
95-50-1	1,2-Dichlorobenzene	0.0010	~~U~~ UJ	0.0010	0.00036
107-06-2	1,2-Dichloroethane	0.0010	U	0.0010	0.00030
78-87-5	1,2-Dichloropropane	0.0010	U	0.0010	0.00043
108-67-8	1,3,5-Trimethylbenzene	0.0010	~~U~~ UJ	0.0010	0.00032
541-73-1	1,3-Dichlorobenzene	0.0010	~~U~~ UJ	0.0010	0.00037
106-46-7	1,4-Dichlorobenzene	0.0010	~~U~~ UJ	0.0010	0.00023
78-93-3	2-Butanone (MEK)	0.0051	~~U~~ UJ	0.0051	0.00037
591-78-6	2-Hexanone	0.0051	U	0.0051	0.0017
99-87-6	4-Isopropyltoluene	0.0010	~~U~~ UJ	0.0010	0.00030
108-10-1	4-Methyl-2-pentanone (MIBK)	0.0051	U	0.0051	0.0016
67-64-1	Acetone	0.0067	J+	0.0061	0.0058
71-43-2	Benzene	0.0010	~~U~~ UJ	0.0010	0.00026
75-25-2	Bromoform	0.0010	~~U *~~ UJ	0.0010	0.00043
74-83-9	Bromomethane	0.0020	U	0.0020	0.0010
75-15-0	Carbon disulfide	0.0010	U	0.0010	0.00027
56-23-5	Carbon tetrachloride	0.0010	~~U *~~ UJ	0.0010	0.00039
108-90-7	Chlorobenzene	0.0010	~~U~~ UJ	0.0010	0.00018
74-97-5	Chlorobromomethane	0.0010	U	0.0010	0.00028
124-48-1	Chlorodibromomethane	0.0010	~~U *~~ U	0.0010	0.00020
75-00-3	Chloroethane	0.0010	U	0.0010	0.00053
67-66-3	Chloroform	0.0010	U	0.0010	0.00098
74-87-3	Chloromethane	0.0010	U	0.0010	0.00044
156-59-2	cis-1,2-Dichloroethene	0.0010	U	0.0010	0.00036

JCB 11/14/2025

FORM I
GC/MS VOA ORGANICS ANALYSIS DATA SHEET

Lab Name: Eurofins Edison | Job No.: 460-268165-1

SDG No.:

Client Sample ID: IRM-EX-004_3_20221025 | Lab Sample ID: 460-268165-4

Matrix: Solid | Lab File ID: K39806.D

Analysis Method: 8260D | Date Collected: 10/25/2022 09:10

Sample wt/vol: 5.36(g) | Date Analyzed: 10/28/2022 14:23

Soil Aliquot Vol: | Dilution Factor: 1

Soil Extract Vol.: | GC Column: Rtx-624 ID: 0.25(mm)

Purge Volume: 5.0(mL) | Heated Purge: (Y/N) Y pH:

% Moisture: 7.7 % Solids: 92.3 | Level: (low/med) Low

Analysis Batch No.: 874634 | Units: mg/Kg

CAS NO.	COMPOUND NAME	RESULT	Q	RL	MDL
10061-01-5	cis-1,3-Dichloropropene	0.0010	U	0.0010	0.00028
110-82-7	Cyclohexane	0.0010	U	0.0010	0.00022
75-27-4	Dichlorobromomethane	0.0010	U	0.0010	0.00026
75-71-8	Dichlorodifluoromethane	0.0010	U	0.0010	0.00034
100-41-4	Ethylbenzene	0.0010	~~U~~ UJ	0.0010	0.00020
106-93-4	Ethylene Dibromide	0.0010	~~U~~ UJ	0.0010	0.00018
98-82-8	Isopropylbenzene	0.0010	~~U~~ UJ	0.0010	0.00029
79-20-9	Methyl acetate	0.0051	U	0.0051	0.0043
1634-04-4	Methyl tert-butyl ether	0.0010	U	0.0010	0.00052
108-87-2	Methylcyclohexane	0.0010	~~U~~ UJ	0.0010	0.00050
75-09-2	Methylene Chloride	0.0020	U	0.0020	0.0012
179601-23-1	m-Xylene & p-Xylene	0.0010	~~U~~ UJ	0.0010	0.00018
91-20-3	Naphthalene	0.0015	~~U~~ UJ	0.0015	0.00041
104-51-8	n-Butylbenzene	0.0010	~~U~~ UJ	0.0010	0.00030
103-65-1	N-Propylbenzene	0.0010	~~U~~ UJ	0.0010	0.00018
95-47-6	o-Xylene	0.0010	~~U~~ UJ	0.0010	0.00020
135-98-8	sec-Butylbenzene	0.0010	~~U~~ UJ	0.0010	0.00029
100-42-5	Styrene	0.0010	~~U~~ UJ	0.0010	0.00028
98-06-6	tert-Butylbenzene	0.0010	~~U~~ UJ	0.0010	0.00028
127-18-4	Tetrachloroethene	0.0010	~~U~~ UJ	0.0010	0.00031
108-88-3	Toluene	0.0010	U	0.0010	0.00024
156-60-5	trans-1,2-Dichloroethene	0.0010	U	0.0010	0.00025
10061-02-6	trans-1,3-Dichloropropene	0.0010	~~U~~ UJ	0.0010	0.00027
79-01-6	Trichloroethene	0.0010	U	0.0010	0.00032
75-69-4	Trichlorofluoromethane	0.0010	U	0.0010	0.00041
75-01-4	Vinyl chloride	0.0010	U	0.0010	0.00055
1330-20-7	Xylenes, Total	0.0020	~~U~~ UJ	0.0020	0.00018

CAS NO.	SURROGATE	%REC	Q	LIMITS
17060-07-0	1,2-Dichloroethane-d4 (Surr)	97		72-145
460-00-4	4-Bromofluorobenzene	88		75-139
1868-53-7	Dibromofluoromethane (Surr)	109		73-139
2037-26-5	Toluene-d8 (Surr)	101		80-120

1/14/2025

FORM I
GC/MS VOA ORGANICS ANALYSIS DATA SHEET

Lab Name: Eurofins Edison | Job No.: 460-268165-1

SDG No.:

Client Sample ID: IRM-EX-X01_20221025 | Lab Sample ID: 460-268165-5

Matrix: Solid IRM-EX-004_3_20221025 | Lab File ID: K39809.D

Analysis Method: 8260D | Date Collected: 10/25/2022 09:15

Sample wt/vol: 5.30(g) | Date Analyzed: 10/28/2022 15:30

Soil Aliquot Vol: | Dilution Factor: 1

Soil Extract Vol.: | GC Column: Rtx-624 ID: 0.25(mm)

Purge Volume: 5.0(mL) | Heated Purge: (Y/N) Y pH:

% Moisture: 11.0 % Solids: 89.0 | Level: (low/med) Low

Analysis Batch No.: 874634 | Units: mg/Kg

CAS NO.	COMPOUND NAME	RESULT	Q	RL	MDL
71-55-6	1,1,1-Trichloroethane	0.0011	U	0.0011	0.00025
79-34-5	1,1,2,2-Tetrachloroethane	0.0011	U	0.0011	0.00023
76-13-1	1,1,2-Trichloro-1,2,2-trifluoroethane	0.0011	U	0.0011	0.00032
79-00-5	1,1,2-Trichloroethane	0.0011	U	0.0011	0.00019
75-34-3	1,1-Dichloroethane	0.0011	U	0.0011	0.00022
75-35-4	1,1-Dichloroethene	0.0011	U	0.0011	0.00024
87-61-6	1,2,3-Trichlorobenzene	0.0011	~~U~~ UJ	0.0011	0.00019
120-82-1	1,2,4-Trichlorobenzene	0.0011	~~U~~ UJ	0.0011	0.00038
95-63-6	1,2,4-Trimethylbenzene	0.0011	~~U~~ UJ	0.0011	0.00026
96-12-8	1,2-Dibromo-3-Chloropropane	0.0011	U	0.0011	0.00049
95-50-1	1,2-Dichlorobenzene	0.0011	~~U~~ UJ	0.0011	0.00038
107-06-2	1,2-Dichloroethane	0.0011	U	0.0011	0.00031
78-87-5	1,2-Dichloropropane	0.0011	U	0.0011	0.00045
108-67-8	1,3,5-Trimethylbenzene	0.0011	~~U~~ UJ	0.0011	0.00033
541-73-1	1,3-Dichlorobenzene	0.0011	~~U~~ UJ	0.0011	0.00039
106-46-7	1,4-Dichlorobenzene	0.0011	~~U~~ UJ	0.0011	0.00024
78-93-3	2-Butanone (MEK)	0.0053	~~U~~ UJ	0.0053	0.00039
591-78-6	2-Hexanone	0.0053	U	0.0053	0.0018
99-87-6	4-Isopropyltoluene	0.0011	~~U~~ UJ	0.0011	0.00032
108-10-1	4-Methyl-2-pentanone (MIBK)	0.0053	U	0.0053	0.0016
67-64-1	Acetone	0.012	J+	0.0064	0.0061
71-43-2	Benzene	0.0011	~~U~~ UJ	0.0011	0.00027
75-25-2	Bromoform	0.0011	~~U~~ UJ	0.0011	0.00045
74-83-9	Bromomethane	0.0021	U	0.0021	0.0011
75-15-0	Carbon disulfide	0.0011	U	0.0011	0.00028
56-23-5	Carbon tetrachloride	0.0011	~~U~~ UJ	0.0011	0.00041
108-90-7	Chlorobenzene	0.0011	~~U~~	0.0011	0.00019
74-97-5	Chlorobromomethane	0.0011	U	0.0011	0.00030
124-48-1	Chlorodibromomethane	0.0011	~~U~~ U	0.0011	0.00021
75-00-3	Chloroethane	0.0011	U	0.0011	0.00055
67-66-3	Chloroform	0.0011	U	0.0011	0.0010
74-87-3	Chloromethane	0.0011	U	0.0011	0.00046
156-59-2	cis-1,2-Dichloroethene	0.0011	U	0.0011	0.00038

FORM I
GC/MS VOA ORGANICS ANALYSIS DATA SHEET

Lab Name: Eurofins Edison | Job No.: 460-268165-1

SDG No.:

Client Sample ID: IRM-EX-X01_20221025 | Lab Sample ID: 460-268165-5

Matrix: Solid IRM-EX-004_3_20221025 | Lab File ID: K39809.D

Analysis Method: 8260D | Date Collected: 10/25/2022 09:15

Sample wt/vol: 5.30(g) | Date Analyzed: 10/28/2022 15:30

Soil Aliquot Vol: | Dilution Factor: 1

Soil Extract Vol.: | GC Column: Rtx-624 ID: 0.25(mm)

Purge Volume: 5.0(mL) | Heated Purge: (Y/N) Y pH:

% Moisture: 11.0 % Solids: 89.0 | Level: (low/med) Low

Analysis Batch No.: 874634 | Units: mg/Kg

CAS NO.	COMPOUND NAME	RESULT	Q	RL	MDL
10061-01-5	cis-1,3-Dichloropropene	0.0011	U	0.0011	0.00029
110-82-7	Cyclohexane	0.0011	U	0.0011	0.00023
75-27-4	Dichlorobromomethane	0.0011	U	0.0011	0.00027
75-71-8	Dichlorodifluoromethane	0.0011	U	0.0011	0.00036
100-41-4	Ethylbenzene	0.0011	U UJ	0.0011	0.00021
106-93-4	Ethylene Dibromide	0.0011	U UJ	0.0011	0.00019
98-82-8	Isopropylbenzene	0.0011	U UJ	0.0011	0.00030
79-20-9	Methyl acetate	0.0053	U	0.0053	0.0046
1634-04-4	Methyl tert-butyl ether	0.0011	U	0.0011	0.00054
108-87-2	Methylcyclohexane	0.0011	U UJ	0.0011	0.00053
75-09-2	Methylene Chloride	0.0021	U	0.0021	0.0012
179601-23-1	m-Xylene & p-Xylene	0.0011	U UJ	0.0011	0.00018
91-20-3	Naphthalene	0.0016	U UJ	0.0016	0.00043
104-51-8	n-Butylbenzene	0.0011	U UJ	0.0011	0.00031
103-65-1	N-Propylbenzene	0.0011	U UJ	0.0011	0.00019
95-47-6	o-Xylene	0.0011	U UJ	0.0011	0.00021
135-98-8	sec-Butylbenzene	0.0011	U UJ	0.0011	0.00031
100-42-5	Styrene	0.0011	U UJ	0.0011	0.00029
98-06-6	tert-Butylbenzene	0.0011	U UJ	0.0011	0.00029
127-18-4	Tetrachloroethene	0.0011	U UJ	0.0011	0.00032
108-88-3	Toluene	0.0011	U	0.0011	0.00025
156-60-5	trans-1,2-Dichloroethene	0.0011	U	0.0011	0.00026
10061-02-6	trans-1,3-Dichloropropene	0.0011	U UJ	0.0011	0.00028
79-01-6	Trichloroethene	0.0011	U	0.0011	0.00034
75-69-4	Trichlorofluoromethane	0.0011	U	0.0011	0.00043
75-01-4	Vinyl chloride	0.0011	U	0.0011	0.00058
1330-20-7	Xylenes, Total	0.0021	U UJ	0.0021	0.00018

CAS NO.	SURROGATE	%REC	Q	LIMITS
17060-07-0	1,2-Dichloroethane-d4 (Surr)	103		72-145
460-00-4	4-Bromofluorobenzene	90		75-139
1868-53-7	Dibromofluoromethane (Surr)	107		73-139
2037-26-5	Toluene-d8 (Surr)	99		80-120

FORM I
GC/MS VOA ORGANICS ANALYSIS DATA SHEET

Lab Name: Eurofins Edison | Job No.: 460-268165-1

SDG No.:

Client Sample ID: IRM-EX-005_4_20221025 | Lab Sample ID: 460-268165-6

Matrix: Solid | Lab File ID: K39810.D

Analysis Method: 8260D | Date Collected: 10/25/2022 10:45

Sample wt/vol: 6.19(g) | Date Analyzed: 10/28/2022 15:52

Soil Aliquot Vol: | Dilution Factor: 1

Soil Extract Vol.: | GC Column: Rtx-624 ID: 0.25(mm)

Purge Volume: 5.0(mL) | Heated Purge: (Y/N) Y pH:

% Moisture: 10.1 % Solids: 89.9 | Level: (low/med) Low

Analysis Batch No.: 874634 | Units: mg/Kg

CAS NO.	COMPOUND NAME	RESULT	Q	RL	MDL
71-55-6	1,1,1-Trichloroethane	0.00090	U	0.00090	0.00021
79-34-5	1,1,2,2-Tetrachloroethane	0.00090	U	0.00090	0.00019
76-13-1	1,1,2-Trichloro-1,2,2-trifluoroethane	0.00090	U	0.00090	0.00027
79-00-5	1,1,2-Trichloroethane	0.00090	U	0.00090	0.00016
75-34-3	1,1-Dichloroethane	0.00090	U	0.00090	0.00019
75-35-4	1,1-Dichloroethene	0.00090	U	0.00090	0.00020
87-61-6	1,2,3-Trichlorobenzene	0.00090	U	0.00090	0.00016
120-82-1	1,2,4-Trichlorobenzene	0.00090	U	0.00090	0.00032
95-63-6	1,2,4-Trimethylbenzene	0.00090	U	0.00090	0.00022
96-12-8	1,2-Dibromo-3-Chloropropane	0.00090	U	0.00090	0.00041
95-50-1	1,2-Dichlorobenzene	0.00090	U	0.00090	0.00032
107-06-2	1,2-Dichloroethane	0.00090	U	0.00090	0.00027
78-87-5	1,2-Dichloropropane	0.00090	U	0.00090	0.00038
108-67-8	1,3,5-Trimethylbenzene	0.00090	U	0.00090	0.00028
541-73-1	1,3-Dichlorobenzene	0.00090	U	0.00090	0.00033
106-46-7	1,4-Dichlorobenzene	0.00090	U	0.00090	0.00020
78-93-3	2-Butanone (MEK)	0.0045	U	0.0045	0.00033
591-78-6	2-Hexanone	0.0045	U	0.0045	0.0015
99-87-6	4-Isopropyltoluene	0.00090	U	0.00090	0.00027
108-10-1	4-Methyl-2-pentanone (MIBK)	0.0045	U	0.0045	0.0014
67-64-1	Acetone	0.022		0.0054	0.0051
71-43-2	Benzene	0.00090	U	0.00090	0.00023
75-25-2	Bromoform	0.00090	~~U~~ UJ	0.00090	0.00038
74-83-9	Bromomethane	0.0018	U	0.0018	0.00090
75-15-0	Carbon disulfide	0.00090	U	0.00090	0.00024
56-23-5	Carbon tetrachloride	0.00090	~~U~~ UJ	0.00090	0.00035
108-90-7	Chlorobenzene	0.00090	U	0.00090	0.00016
74-97-5	Chlorobromomethane	0.00090	U	0.00090	0.00025
124-48-1	Chlorodibromomethane	0.00090	~~U~~ U	0.00090	0.00017
75-00-3	Chloroethane	0.00090	U	0.00090	0.00047
67-66-3	Chloroform	0.00090	U	0.00090	0.00087
74-87-3	Chloromethane	0.00090	U	0.00090	0.00039
156-59-2	cis-1,2-Dichloroethene	0.00090	U	0.00090	0.00032

FORM I
GC/MS VOA ORGANICS ANALYSIS DATA SHEET

Lab Name: Eurofins Edison | Job No.: 460-268165-1

SDG No.:

Client Sample ID: IRM-EX-005_4_20221025 | Lab Sample ID: 460-268165-6

Matrix: Solid | Lab File ID: K39810.D

Analysis Method: 8260D | Date Collected: 10/25/2022 10:45

Sample wt/vol: 6.19(g) | Date Analyzed: 10/28/2022 15:52

Soil Aliquot Vol: | Dilution Factor: 1

Soil Extract Vol.: | GC Column: Rtx-624 ID: 0.25(mm)

Purge Volume: 5.0(mL) | Heated Purge: (Y/N) Y pH:

% Moisture: 10.1 % Solids: 89.9 | Level: (low/med) Low

Analysis Batch No.: 874634 | Units: mg/Kg

CAS NO.	COMPOUND NAME	RESULT	Q	RL	MDL
10061-01-5	cis-1,3-Dichloropropene	0.00090	U	0.00090	0.00025
110-82-7	Cyclohexane	0.00090	U	0.00090	0.00020
75-27-4	Dichlorobromomethane	0.00090	U	0.00090	0.00023
75-71-8	Dichlorodifluoromethane	0.00090	U	0.00090	0.00030
100-41-4	Ethylbenzene	0.00090	U	0.00090	0.00018
106-93-4	Ethylene Dibromide	0.00090	U	0.00090	0.00016
98-82-8	Isopropylbenzene	0.00090	U	0.00090	0.00026
79-20-9	Methyl acetate	0.0045	U	0.0045	0.0039
1634-04-4	Methyl tert-butyl ether	0.00090	U	0.00090	0.00046
108-87-2	Methylcyclohexane	0.00090	U	0.00090	0.00045
75-09-2	Methylene Chloride	0.0018	U	0.0018	0.0010
179601-23-1	m-Xylene & p-Xylene	0.00090	U	0.00090	0.00016
91-20-3	Naphthalene	0.0013	U	0.0013	0.00037
104-51-8	n-Butylbenzene	0.00090	U	0.00090	0.00026
103-65-1	N-Propylbenzene	0.00090	U	0.00090	0.00016
95-47-6	o-Xylene	0.00090	U	0.00090	0.00017
135-98-8	sec-Butylbenzene	0.00090	U	0.00090	0.00026
100-42-5	Styrene	0.00090	U	0.00090	0.00025
98-06-6	tert-Butylbenzene	0.00090	U	0.00090	0.00025
127-18-4	Tetrachloroethene	0.00090	U	0.00090	0.00027
108-88-3	Toluene	0.00090	U	0.00090	0.00021
156-60-5	trans-1,2-Dichloroethene	0.00090	U	0.00090	0.00022
10061-02-6	trans-1,3-Dichloropropene	0.00090	U	0.00090	0.00024
79-01-6	Trichloroethene	0.00090	U	0.00090	0.00029
75-69-4	Trichlorofluoromethane	0.00090	U	0.00090	0.00036
75-01-4	Vinyl chloride	0.00090	U	0.00090	0.00049
1330-20-7	Xylenes, Total	0.0018	U	0.0018	0.00016

CAS NO.	SURROGATE	%REC	Q	LIMITS
17060-07-0	1,2-Dichloroethane-d4 (Surr)	97		72-145
460-00-4	4-Bromofluorobenzene	91		75-139
1868-53-7	Dibromofluoromethane (Surr)	107		73-139
2037-26-5	Toluene-d8 (Surr)	100		80-120

FORM I
GC/MS VOA ORGANICS ANALYSIS DATA SHEET

Lab Name: Eurofins Edison | Job No.: 460-268165-1

SDG No.:

Client Sample ID: IRM-EX-007_4_20221025 | Lab Sample ID: 460-268165-7

Matrix: Solid | Lab File ID: K39856.D

Analysis Method: 8260D | Date Collected: 10/25/2022 10:40

Sample wt/vol: 5.92(g) | Date Analyzed: 10/29/2022 10:28

Soil Aliquot Vol: | Dilution Factor: 1

Soil Extract Vol.: | GC Column: Rtx-624 ID: 0.25(mm)

Purge Volume: 5.0(mL) | Heated Purge: (Y/N) Y pH:

% Moisture: 11.4 % Solids: 88.6 | Level: (low/med) Low

Analysis Batch No.: 874869 | Units: mg/Kg

CAS NO.	COMPOUND NAME	RESULT	Q	RL	MDL
71-55-6	1,1,1-Trichloroethane	0.00095	U	0.00095	0.00022
79-34-5	1,1,2,2-Tetrachloroethane	0.00095	U	0.00095	0.00020
76-13-1	1,1,2-Trichloro-1,2,2-trifluoroethane	0.00095	U	0.00095	0.00029
79-00-5	1,1,2-Trichloroethane	0.00095	U	0.00095	0.00017
75-34-3	1,1-Dichloroethane	0.00095	U	0.00095	0.00020
75-35-4	1,1-Dichloroethene	0.00095	U	0.00095	0.00021
87-61-6	1,2,3-Trichlorobenzene	0.00095	U	0.00095	0.00017
120-82-1	1,2,4-Trichlorobenzene	0.00095	U	0.00095	0.00034
95-63-6	1,2,4-Trimethylbenzene	0.00095	U	0.00095	0.00023
96-12-8	1,2-Dibromo-3-Chloropropane	0.00095	U	0.00095	0.00044
95-50-1	1,2-Dichlorobenzene	0.00095	U	0.00095	0.00034
107-06-2	1,2-Dichloroethane	0.00095	U	0.00095	0.00028
78-87-5	1,2-Dichloropropane	0.00095	U	0.00095	0.00040
108-67-8	1,3,5-Trimethylbenzene	0.00095	U	0.00095	0.00030
541-73-1	1,3-Dichlorobenzene	0.00095	U	0.00095	0.00035
106-46-7	1,4-Dichlorobenzene	0.00095	U	0.00095	0.00021
78-93-3	2-Butanone (MEK)	0.0048	U → UJ	0.0048	0.00035
591-78-6	2-Hexanone	0.0048	U	0.0048	0.0016
99-87-6	4-Isopropyltoluene	0.00095	U	0.00095	0.00029
108-10-1	4-Methyl-2-pentanone (MIBK)	0.0048	U	0.0048	0.0015
67-64-1	Acetone	0.0057	U	0.0057	0.0055
71-43-2	Benzene	0.00095	U	0.00095	0.00025
75-25-2	Bromoform	0.00095	U → UJ	0.00095	0.00041
74-83-9	Bromomethane	0.0019	U	0.0019	0.00095
75-15-0	Carbon disulfide	0.00095	U	0.00095	0.00025
56-23-5	Carbon tetrachloride	0.00095	U → UJ	0.00095	0.00037
108-90-7	Chlorobenzene	0.00095	U	0.00095	0.00017
74-97-5	Chlorobromomethane	0.00095	U	0.00095	0.00027
124-48-1	Chlorodibromomethane	0.00095	U → UJ	0.00095	0.00019
75-00-3	Chloroethane	0.00095	U	0.00095	0.00050
67-66-3	Chloroform	0.00095	U	0.00095	0.00093
74-87-3	Chloromethane	0.00095	U	0.00095	0.00041
156-59-2	cis-1,2-Dichloroethene	0.00095	U	0.00095	0.00034

FORM I
GC/MS VOA ORGANICS ANALYSIS DATA SHEET

Lab Name: Eurofins Edison | Job No.: 460-268165-1

SDG No.:

Client Sample ID: IRM-EX-007_4_20221025 | Lab Sample ID: 460-268165-7

Matrix: Solid | Lab File ID: K39856.D

Analysis Method: 8260D | Date Collected: 10/25/2022 10:40

Sample wt/vol: 5.92(g) | Date Analyzed: 10/29/2022 10:28

Soil Aliquot Vol: | Dilution Factor: 1

Soil Extract Vol.: | GC Column: Rtx-624 ID: 0.25(mm)

Purge Volume: 5.0(mL) | Heated Purge: (Y/N) Y pH:

% Moisture: 11.4 % Solids: 88.6 | Level: (low/med) Low

Analysis Batch No.: 874869 | Units: mg/Kg

CAS NO.	COMPOUND NAME	RESULT	Q	RL	MDL
10061-01-5	cis-1,3-Dichloropropene	0.00095	U	0.00095	0.00026
110-82-7	Cyclohexane	0.00095	U	0.00095	0.00021
75-27-4	Dichlorobromomethane	0.00095	U	0.00095	0.00025
75-71-8	Dichlorodifluoromethane	0.00095	U	0.00095	0.00032
100-41-4	Ethylbenzene	0.00095	U	0.00095	0.00019
106-93-4	Ethylene Dibromide	0.00095	U	0.00095	0.00017
98-82-8	Isopropylbenzene	0.00095	U	0.00095	0.00027
79-20-9	Methyl acetate	0.0048	U	0.0048	0.0041
1634-04-4	Methyl tert-butyl ether	0.00095	U	0.00095	0.00049
108-87-2	Methylcyclohexane	0.00095	U	0.00095	0.00048
75-09-2	Methylene Chloride	0.0019	U	0.0019	0.0011
179601-23-1	m-Xylene & p-Xylene	0.00095	U	0.00095	0.00017
91-20-3	Naphthalene	0.0014	U	0.0014	0.00039
104-51-8	n-Butylbenzene	0.00095	U	0.00095	0.00028
103-65-1	N-Propylbenzene	0.00095	U	0.00095	0.00017
95-47-6	o-Xylene	0.00095	U	0.00095	0.00019
135-98-8	sec-Butylbenzene	0.00095	U	0.00095	0.00027
100-42-5	Styrene	0.00095	U	0.00095	0.00027
98-06-6	tert-Butylbenzene	0.00095	U → UJ	0.00095	0.00026
127-18-4	Tetrachloroethene	0.00095	U	0.00095	0.00029
108-88-3	Toluene	0.00095	U	0.00095	0.00022
156-60-5	trans-1,2-Dichloroethene	0.00095	U	0.00095	0.00023
10061-02-6	trans-1,3-Dichloropropene	0.00095	U	0.00095	0.00025
79-01-6	Trichloroethene	0.00095	U	0.00095	0.00031
75-69-4	Trichlorofluoromethane	0.00095	U	0.00095	0.00039
75-01-4	Vinyl chloride	0.00095	U	0.00095	0.00052
1330-20-7	Xylenes, Total	0.0019	U	0.0019	0.00017

CAS NO.	SURROGATE	%REC	Q	LIMITS
17060-07-0	1,2-Dichloroethane-d4 (Surr)	94		72-145
460-00-4	4-Bromofluorobenzene	101		75-139
1868-53-7	Dibromofluoromethane (Surr)	104		73-139
2037-26-5	Toluene-d8 (Surr)	94		80-120

FORM I 8260D

11/4/2022 11/07/2022

FORM I
GC/MS VOA ORGANICS ANALYSIS DATA SHEET

Lab Name: Eurofins Edison | Job No.: 460-268165-1

SDG No.:

Client Sample ID: IRM-EX-006_4_20221025 | Lab Sample ID: 460-268165-8

Matrix: Solid | Lab File ID: K39857.D

Analysis Method: 8260D | Date Collected: 10/25/2022 10:55

Sample wt/vol: 4.58(g) | Date Analyzed: 10/29/2022 10:51

Soil Aliquot Vol: | Dilution Factor: 1

Soil Extract Vol.: | GC Column: Rtx-624 ID: 0.25(mm)

Purge Volume: 5.0(mL) | Heated Purge: (Y/N) Y pH:

% Moisture: 7.4 % Solids: 92.6 | Level: (low/med) Low

Analysis Batch No.: 874869 | Units: mg/Kg

CAS NO.	COMPOUND NAME	RESULT	Q	RL	MDL
71-55-6	1,1,1-Trichloroethane	0.0012	U	0.0012	0.00027
79-34-5	1,1,2,2-Tetrachloroethane	0.0012	U	0.0012	0.00025
76-13-1	1,1,2-Trichloro-1,2,2-trifluoroethane	0.0012	U	0.0012	0.00035
79-00-5	1,1,2-Trichloroethane	0.0012	U	0.0012	0.00021
75-34-3	1,1-Dichloroethane	0.0012	U	0.0012	0.00024
75-35-4	1,1-Dichloroethene	0.0012	U	0.0012	0.00027
87-61-6	1,2,3-Trichlorobenzene	0.0012	U	0.0012	0.00021
120-82-1	1,2,4-Trichlorobenzene	0.0012	U	0.0012	0.00042
95-63-6	1,2,4-Trimethylbenzene	0.0012	U	0.0012	0.00029
96-12-8	1,2-Dibromo-3-Chloropropane	0.0012	U	0.0012	0.00054
95-50-1	1,2-Dichlorobenzene	0.0012	U	0.0012	0.00043
107-06-2	1,2-Dichloroethane	0.0012	U	0.0012	0.00035
78-87-5	1,2-Dichloropropane	0.0012	U	0.0012	0.00050
108-67-8	1,3,5-Trimethylbenzene	0.0012	U	0.0012	0.00037
541-73-1	1,3-Dichlorobenzene	0.0012	U	0.0012	0.00043
106-46-7	1,4-Dichlorobenzene	0.0012	U	0.0012	0.00027
78-93-3	2-Butanone (MEK)	0.0059	~~U~~ UJ	0.0059	0.00043
591-78-6	2-Hexanone	0.0059	U	0.0059	0.0020
99-87-6	4-Isopropyltoluene	0.0012	U	0.0012	0.00035
108-10-1	4-Methyl-2-pentanone (MIBK)	0.0059	U	0.0059	0.0018
67-64-1	Acetone	0.0071	U	0.0071	0.0067
71-43-2	Benzene	0.0012	U	0.0012	0.00030
75-25-2	Bromoform	0.0012	~~U~~ UJ	0.0012	0.00050
74-83-9	Bromomethane	0.0024	U	0.0024	0.0012
75-15-0	Carbon disulfide	0.0012	U	0.0012	0.00031
56-23-5	Carbon tetrachloride	0.0012	~~U~~ UJ	0.0012	0.00046
108-90-7	Chlorobenzene	0.0012	U	0.0012	0.00021
74-97-5	Chlorobromomethane	0.0012	U	0.0012	0.00033
124-48-1	Chlorodibromomethane	0.0012	~~U~~ UJ	0.0012	0.00023
75-00-3	Chloroethane	0.0012	U	0.0012	0.00062
67-66-3	Chloroform	0.0012	U	0.0012	0.0011
74-87-3	Chloromethane	0.0012	U	0.0012	0.00051
156-59-2	cis-1,2-Dichloroethene	0.0012	U	0.0012	0.00042

JBB 11/14/2025

FORM I
GC/MS VOA ORGANICS ANALYSIS DATA SHEET

Lab Name: Eurofins Edison | Job No.: 460-268165-1

SDG No.:

Client Sample ID: IRM-EX-006_4_20221025 | Lab Sample ID: 460-268165-8

Matrix: Solid | Lab File ID: K39857.D

Analysis Method: 8260D | Date Collected: 10/25/2022 10:55

Sample wt/vol: 4.58(g) | Date Analyzed: 10/29/2022 10:51

Soil Aliquot Vol: | Dilution Factor: 1

Soil Extract Vol.: | GC Column: Rtx-624 ID: 0.25(mm)

Purge Volume: 5.0(mL) | Heated Purge: (Y/N) Y pH:

% Moisture: 7.4 % Solids: 92.6 | Level: (low/med) Low

Analysis Batch No.: 874869 | Units: mg/Kg

CAS NO.	COMPOUND NAME	RESULT	Q	RL	MDL
10061-01-5	cis-1,3-Dichloropropene	0.0012	U	0.0012	0.00032
110-82-7	Cyclohexane	0.0012	U	0.0012	0.00026
75-27-4	Dichlorobromomethane	0.0012	U	0.0012	0.00030
75-71-8	Dichlorodifluoromethane	0.0012	U	0.0012	0.00040
100-41-4	Ethylbenzene	0.0012	U	0.0012	0.00023
106-93-4	Ethylene Dibromide	0.0012	U	0.0012	0.00021
98-82-8	Isopropylbenzene	0.0012	U	0.0012	0.00034
79-20-9	Methyl acetate	0.0059	U	0.0059	0.0051
1634-04-4	Methyl tert-butyl ether	0.0012	U	0.0012	0.00060
108-87-2	Methylcyclohexane	0.0012	U	0.0012	0.00059
75-09-2	Methylene Chloride	0.0024	U	0.0024	0.0013
179601-23-1	m-Xylene & p-Xylene	0.0012	U	0.0012	0.00021
91-20-3	Naphthalene	0.0018	U	0.0018	0.00048
104-51-8	n-Butylbenzene	0.0012	U	0.0012	0.00035
103-65-1	N-Propylbenzene	0.0012	U	0.0012	0.00021
95-47-6	o-Xylene	0.0012	U	0.0012	0.00023
135-98-8	sec-Butylbenzene	0.0012	U	0.0012	0.00034
100-42-5	Styrene	0.0012	U	0.0012	0.00033
98-06-6	tert-Butylbenzene	0.0012	U* UJ	0.0012	0.00033
127-18-4	Tetrachloroethene	0.0012	U	0.0012	0.00036
108-88-3	Toluene	0.0012	U	0.0012	0.00028
156-60-5	trans-1,2-Dichloroethene	0.0012	U	0.0012	0.00029
10061-02-6	trans-1,3-Dichloropropene	0.0012	U	0.0012	0.00031
79-01-6	Trichloroethene	0.0012	U	0.0012	0.00038
75-69-4	Trichlorofluoromethane	0.0012	U	0.0012	0.00048
75-01-4	Vinyl chloride	0.0012	U	0.0012	0.00064
1330-20-7	Xylenes, Total	0.0024	U	0.0024	0.00021

CAS NO.	SURROGATE	%REC	Q	LIMITS
17060-07-0	1,2-Dichloroethane-d4 (Surr)	94		72-145
460-00-4	4-Bromofluorobenzene	99		75-139
1868-53-7	Dibromofluoromethane (Surr)	109		73-139
2037-26-5	Toluene-d8 (Surr)	94		80-120

FORM I
GC/MS VOA ORGANICS ANALYSIS DATA SHEET

Lab Name: Eurofins Edison | Job No.: 460-268165-1

SDG No.:

Client Sample ID: IRM-FB-S-01_20221025 | Lab Sample ID: 460-268165-9

Matrix: Water | Lab File ID: J81834.D

Analysis Method: 8260D | Date Collected: 10/25/2022 11:15

Sample wt/vol: 5(mL) | Date Analyzed: 10/27/2022 00:22

Soil Aliquot Vol: | Dilution Factor: 1

Soil Extract Vol.: | GC Column: Rtx-624 ID: 0.25(mm)

Purge Volume: 5.0(mL) | Heated Purge: (Y/N) N pH:

% Moisture: % Solids: | Level: (low/med) Low

Analysis Batch No.: 874306 | Units: ug/L

CAS NO.	COMPOUND NAME	RESULT	Q	RL	MDL
71-55-6	1,1,1-Trichloroethane	1.0	U	1.0	0.24
79-34-5	1,1,2,2-Tetrachloroethane	1.0	U	1.0	0.37
76-13-1	1,1,2-Trichloro-1,2,2-trifluoroethane	1.0	U	1.0	0.31
79-00-5	1,1,2-Trichloroethane	1.0	U	1.0	0.20
75-34-3	1,1-Dichloroethane	1.0	U	1.0	0.26
75-35-4	1,1-Dichloroethene	1.0	U	1.0	0.26
87-61-6	1,2,3-Trichlorobenzene	1.0	U	1.0	0.36
120-82-1	1,2,4-Trichlorobenzene	1.0	U	1.0	0.37
95-63-6	1,2,4-Trimethylbenzene	1.0	U	1.0	0.37
96-12-8	1,2-Dibromo-3-Chloropropane	1.0	U	1.0	0.38
95-50-1	1,2-Dichlorobenzene	1.0	U	1.0	0.21
107-06-2	1,2-Dichloroethane	1.0	U	1.0	0.43
78-87-5	1,2-Dichloropropane	1.0	U	1.0	0.35
108-67-8	1,3,5-Trimethylbenzene	1.0	U	1.0	0.33
541-73-1	1,3-Dichlorobenzene	1.0	U	1.0	0.34
106-46-7	1,4-Dichlorobenzene	1.0	U	1.0	0.33
78-93-3	2-Butanone (MEK)	5.0	U	5.0	1.9
591-78-6	2-Hexanone	5.0	U	5.0	1.1
99-87-6	4-Isopropyltoluene	1.0	U	1.0	0.37
108-10-1	4-Methyl-2-pentanone (MIBK)	5.0	U	5.0	1.3
67-64-1	Acetone	5.0	U	5.0	4.4
71-43-2	Benzene	1.0	U	1.0	0.20
75-25-2	Bromoform	1.0	U	1.0	0.54
74-83-9	Bromomethane	1.0	U	1.0	0.55
75-15-0	Carbon disulfide	1.0	U	1.0	0.82
56-23-5	Carbon tetrachloride	1.0	U	1.0	0.21
108-90-7	Chlorobenzene	1.0	U	1.0	0.38
74-97-5	Chlorobromomethane	1.0	U	1.0	0.41
124-48-1	Chlorodibromomethane	1.0	U	1.0	0.28
75-00-3	Chloroethane	1.0	U	1.0	0.32
67-66-3	Chloroform	1.0	U	1.0	0.33
74-87-3	Chloromethane	0.64	J	1.0	0.40
156-59-2	cis-1,2-Dichloroethene	1.0	U	1.0	0.22

FORM I
GC/MS VOA ORGANICS ANALYSIS DATA SHEET

Lab Name: Eurofins Edison | Job No.: 460-268165-1

SDG No.:

Client Sample ID: IRM-FB-S-01_20221025 | Lab Sample ID: 460-268165-9

Matrix: Water | Lab File ID: J81834.D

Analysis Method: 8260D | Date Collected: 10/25/2022 11:15

Sample wt/vol: 5(mL) | Date Analyzed: 10/27/2022 00:22

Soil Aliquot Vol: | Dilution Factor: 1

Soil Extract Vol.: | GC Column: Rtx-624 ID: 0.25(mm)

Purge Volume: 5.0(mL) | Heated Purge: (Y/N) N pH:

% Moisture: % Solids: | Level: (low/med) Low

Analysis Batch No.: 874306 | Units: ug/L

CAS NO.	COMPOUND NAME	RESULT	Q	RL	MDL
10061-01-5	cis-1,3-Dichloropropene	1.0	U	1.0	0.22
110-82-7	Cyclohexane	1.0	U	1.0	0.32
75-27-4	Dichlorobromomethane	1.0	U	1.0	0.34
75-71-8	Dichlorodifluoromethane	1.0	U	1.0	0.31
100-41-4	Ethylbenzene	1.0	U	1.0	0.30
106-93-4	Ethylene Dibromide	1.0	U	1.0	0.50
98-82-8	Isopropylbenzene	1.0	U	1.0	0.34
79-20-9	Methyl acetate	5.0	U	5.0	0.79
1634-04-4	Methyl tert-butyl ether	1.0	U	1.0	0.22
108-87-2	Methylcyclohexane	1.0	U	1.0	0.71
75-09-2	Methylene Chloride	0.51	J	1.0	0.32
179601-23-1	m-Xylene & p-Xylene	1.0	U	1.0	0.30
91-20-3	Naphthalene	1.0	U	1.0	0.88
104-51-8	n-Butylbenzene	1.0	U	1.0	0.32
103-65-1	N-Propylbenzene	1.0	U	1.0	0.32
95-47-6	o-Xylene	1.0	U	1.0	0.36
135-98-8	sec-Butylbenzene	1.0	U	1.0	0.37
100-42-5	Styrene	1.0	U	1.0	0.42
98-06-6	tert-Butylbenzene	1.0	U	1.0	0.34
127-18-4	Tetrachloroethene	1.0	U	1.0	0.25
108-88-3	Toluene	1.0	U	1.0	0.38
156-60-5	trans-1,2-Dichloroethene	1.0	U	1.0	0.24
10061-02-6	trans-1,3-Dichloropropene	1.0	U	1.0	0.22
79-01-6	Trichloroethene	1.0	U	1.0	0.31
75-69-4	Trichlorofluoromethane	1.0	U	1.0	0.32
75-01-4	Vinyl chloride	1.0	U	1.0	0.17
1330-20-7	Xylenes, Total	2.0	U	2.0	0.65

CAS NO.	SURROGATE	%REC	Q	LIMITS
17060-07-0	1,2-Dichloroethane-d4 (Surr)	118		70-128
460-00-4	4-Bromofluorobenzene	95		76-120
1868-53-7	Dibromofluoromethane (Surr)	117		77-124
2037-26-5	Toluene-d8 (Surr)	98		80-120

1/14/2025

FORM I
GC/MS VOA ORGANICS ANALYSIS DATA SHEET

Lab Name: Eurofins Edison | Job No.: 460-268165-1

SDG No.:

Client Sample ID: IRM-TB-01_20221025 | Lab Sample ID: 460-268165-10

Matrix: Water | Lab File ID: J81833.D

Analysis Method: 8260D | Date Collected: 10/25/2022 00:00

Sample wt/vol: 5(mL) | Date Analyzed: 10/26/2022 23:57

Soil Aliquot Vol: | Dilution Factor: 1

Soil Extract Vol.: | GC Column: Rtx-624 ID: 0.25(mm)

Purge Volume: 5.0(mL) | Heated Purge: (Y/N) N pH:

% Moisture: % Solids: | Level: (low/med) Low

Analysis Batch No.: 874306 | Units: ug/L

CAS NO.	COMPOUND NAME	RESULT	Q	RL	MDL
71-55-6	1,1,1-Trichloroethane	1.0	U	1.0	0.24
79-34-5	1,1,2,2-Tetrachloroethane	1.0	U	1.0	0.37
76-13-1	1,1,2-Trichloro-1,2,2-trifluoroethane	1.0	U	1.0	0.31
79-00-5	1,1,2-Trichloroethane	1.0	U	1.0	0.20
75-34-3	1,1-Dichloroethane	1.0	U	1.0	0.26
75-35-4	1,1-Dichloroethene	1.0	U	1.0	0.26
87-61-6	1,2,3-Trichlorobenzene	1.0	U	1.0	0.36
120-82-1	1,2,4-Trichlorobenzene	1.0	U	1.0	0.37
95-63-6	1,2,4-Trimethylbenzene	1.0	U	1.0	0.37
96-12-8	1,2-Dibromo-3-Chloropropane	1.0	U	1.0	0.38
95-50-1	1,2-Dichlorobenzene	1.0	U	1.0	0.21
107-06-2	1,2-Dichloroethane	1.0	U	1.0	0.43
78-87-5	1,2-Dichloropropane	1.0	U	1.0	0.35
108-67-8	1,3,5-Trimethylbenzene	1.0	U	1.0	0.33
541-73-1	1,3-Dichlorobenzene	1.0	U	1.0	0.34
106-46-7	1,4-Dichlorobenzene	1.0	U	1.0	0.33
78-93-3	2-Butanone (MEK)	5.0	U	5.0	1.9
591-78-6	2-Hexanone	5.0	U	5.0	1.1
99-87-6	4-Isopropyltoluene	1.0	U	1.0	0.37
108-10-1	4-Methyl-2-pentanone (MIBK)	5.0	U	5.0	1.3
67-64-1	Acetone	5.0	U	5.0	4.4
71-43-2	Benzene	1.0	U	1.0	0.20
75-25-2	Bromoform	1.0	U	1.0	0.54
74-83-9	Bromomethane	1.0	U	1.0	0.55
75-15-0	Carbon disulfide	1.0	U	1.0	0.82
56-23-5	Carbon tetrachloride	1.0	U	1.0	0.21
108-90-7	Chlorobenzene	1.0	U	1.0	0.38
74-97-5	Chlorobromomethane	1.0	U	1.0	0.41
124-48-1	Chlorodibromomethane	1.0	U	1.0	0.28
75-00-3	Chloroethane	1.0	U	1.0	0.32
67-66-3	Chloroform	1.0	U	1.0	0.33
74-87-3	Chloromethane	1.0	U	1.0	0.40
156-59-2	cis-1,2-Dichloroethene	1.0	U	1.0	0.22

FORM I
GC/MS VOA ORGANICS ANALYSIS DATA SHEET

Lab Name: Eurofins Edison | Job No.: 460-268165-1

SDG No.:

Client Sample ID: IRM-TB-01_20221025 | Lab Sample ID: 460-268165-10

Matrix: Water | Lab File ID: J81833.D

Analysis Method: 8260D | Date Collected: 10/25/2022 00:00

Sample wt/vol: 5(mL) | Date Analyzed: 10/26/2022 23:57

Soil Aliquot Vol: | Dilution Factor: 1

Soil Extract Vol.: | GC Column: Rtx-624 ID: 0.25(mm)

Purge Volume: 5.0(mL) | Heated Purge: (Y/N) N pH:

% Moisture: % Solids: | Level: (low/med) Low

Analysis Batch No.: 874306 | Units: ug/L

CAS NO.	COMPOUND NAME	RESULT	Q	RL	MDL
10061-01-5	cis-1,3-Dichloropropene	1.0	U	1.0	0.22
110-82-7	Cyclohexane	1.0	U	1.0	0.32
75-27-4	Dichlorobromomethane	1.0	U	1.0	0.34
75-71-8	Dichlorodifluoromethane	1.0	U	1.0	0.31
100-41-4	Ethylbenzene	1.0	U	1.0	0.30
106-93-4	Ethylene Dibromide	1.0	U	1.0	0.50
98-82-8	Isopropylbenzene	1.0	U	1.0	0.34
79-20-9	Methyl acetate	5.0	U	5.0	0.79
1634-04-4	Methyl tert-butyl ether	1.0	U	1.0	0.22
108-87-2	Methylcyclohexane	1.0	U	1.0	0.71
75-09-2	Methylene Chloride	1.0	U	1.0	0.32
179601-23-1	m-Xylene & p-Xylene	1.0	U	1.0	0.30
91-20-3	Naphthalene	1.0	U	1.0	0.88
104-51-8	n-Butylbenzene	1.0	U	1.0	0.32
103-65-1	N-Propylbenzene	1.0	U	1.0	0.32
95-47-6	o-Xylene	1.0	U	1.0	0.36
135-98-8	sec-Butylbenzene	1.0	U	1.0	0.37
100-42-5	Styrene	1.0	U	1.0	0.42
98-06-6	tert-Butylbenzene	1.0	U	1.0	0.34
127-18-4	Tetrachloroethene	1.0	U	1.0	0.25
108-88-3	Toluene	1.0	U	1.0	0.38
156-60-5	trans-1,2-Dichloroethene	1.0	U	1.0	0.24
10061-02-6	trans-1,3-Dichloropropene	1.0	U	1.0	0.22
79-01-6	Trichloroethene	1.0	U	1.0	0.31
75-69-4	Trichlorofluoromethane	1.0	U	1.0	0.32
75-01-4	Vinyl chloride	1.0	U	1.0	0.17
1330-20-7	Xylenes, Total	2.0	U	2.0	0.65

CAS NO.	SURROGATE	%REC	Q	LIMITS
17060-07-0	1,2-Dichloroethane-d4 (Surr)	115		70-128
460-00-4	4-Bromofluorobenzene	97		76-120
1868-53-7	Dibromofluoromethane (Surr)	112		77-124
2037-26-5	Toluene-d8 (Surr)	105		80-120

FORM I
GC/MS VOA ORGANICS ANALYSIS DATA SHEET

Lab Name: Eurofins Edison | Job No.: 460-268165-1

SDG No.:

Client Sample ID: IRM-EX-009_4_20221025 | Lab Sample ID: 460-268165-11

Matrix: Solid | Lab File ID: K39858.D

Analysis Method: 8260D | Date Collected: 10/25/2022 11:50

Sample wt/vol: 5.98(g) | Date Analyzed: 10/29/2022 11:13

Soil Aliquot Vol: | Dilution Factor: 1

Soil Extract Vol.: | GC Column: Rtx-624 ID: 0.25(mm)

Purge Volume: 5.0(mL) | Heated Purge: (Y/N) Y pH:

% Moisture: 10.2 % Solids: 89.8 | Level: (low/med) Low

Analysis Batch No.: 874869 | Units: mg/Kg

CAS NO.	COMPOUND NAME	RESULT	Q	RL	MDL
71-55-6	1,1,1-Trichloroethane	0.00093	U	0.00093	0.00022
79-34-5	1,1,2,2-Tetrachloroethane	0.00093	U	0.00093	0.00020
76-13-1	1,1,2-Trichloro-1,2,2-trifluoroethane	0.00093	U	0.00093	0.00028
79-00-5	1,1,2-Trichloroethane	0.00093	U	0.00093	0.00017
75-34-3	1,1-Dichloroethane	0.00093	U	0.00093	0.00019
75-35-4	1,1-Dichloroethene	0.00093	U	0.00093	0.00021
87-61-6	1,2,3-Trichlorobenzene	0.00093	U	0.00093	0.00017
120-82-1	1,2,4-Trichlorobenzene	0.00093	U	0.00093	0.00033
95-63-6	1,2,4-Trimethylbenzene	0.00093	U	0.00093	0.00023
96-12-8	1,2-Dibromo-3-Chloropropane	0.00093	U	0.00093	0.00043
95-50-1	1,2-Dichlorobenzene	0.00093	U	0.00093	0.00034
107-06-2	1,2-Dichloroethane	0.00093	U	0.00093	0.00028
78-87-5	1,2-Dichloropropane	0.00093	U	0.00093	0.00039
108-67-8	1,3,5-Trimethylbenzene	0.00093	U	0.00093	0.00029
541-73-1	1,3-Dichlorobenzene	0.00093	U	0.00093	0.00034
106-46-7	1,4-Dichlorobenzene	0.00093	U	0.00093	0.00021
78-93-3	2-Butanone (MEK)	0.0047	~~U~~ * UJ	0.0047	0.00034
591-78-6	2-Hexanone	0.0047	U	0.0047	0.0016
99-87-6	4-Isopropyltoluene	0.00093	U	0.00093	0.00028
108-10-1	4-Methyl-2-pentanone (MIBK)	0.0047	U	0.0047	0.0014
67-64-1	Acetone	0.0093		0.0056	0.0053
71-43-2	Benzene	0.00093	U	0.00093	0.00024
75-25-2	Bromoform	0.00093	~~U~~ * UJ	0.00093	0.00040
74-83-9	Bromomethane	0.0019	U	0.0019	0.00093
75-15-0	Carbon disulfide	0.00093	U	0.00093	0.00025
56-23-5	Carbon tetrachloride	0.00093	~~U~~ * UJ	0.00093	0.00036
108-90-7	Chlorobenzene	0.00093	U	0.00093	0.00016
74-97-5	Chlorobromomethane	0.00093	U	0.00093	0.00026
124-48-1	Chlorodibromomethane	0.00093	~~U~~ * UJ	0.00093	0.00018
75-00-3	Chloroethane	0.00093	U	0.00093	0.00049
67-66-3	Chloroform	0.00093	U	0.00093	0.00090
74-87-3	Chloromethane	0.00093	U	0.00093	0.00041
156-59-2	cis-1,2-Dichloroethene	0.00093	U	0.00093	0.00033

FORM I
GC/MS VOA ORGANICS ANALYSIS DATA SHEET

Lab Name: Eurofins Edison | Job No.: 460-268165-1

SDG No.:

Client Sample ID: IRM-EX-009_4_20221025 | Lab Sample ID: 460-268165-11

Matrix: Solid | Lab File ID: K39858.D

Analysis Method: 8260D | Date Collected: 10/25/2022 11:50

Sample wt/vol: 5.98(g) | Date Analyzed: 10/29/2022 11:13

Soil Aliquot Vol: | Dilution Factor: 1

Soil Extract Vol.: | GC Column: Rtx-624 ID: 0.25(mm)

Purge Volume: 5.0(mL) | Heated Purge: (Y/N) Y pH:

% Moisture: 10.2 % Solids: 89.8 | Level: (low/med) Low

Analysis Batch No.: 874869 | Units: mg/Kg

CAS NO.	COMPOUND NAME	RESULT	Q	RL	MDL
10061-01-5	cis-1,3-Dichloropropene	0.00093	U	0.00093	0.00025
110-82-7	Cyclohexane	0.00093	U	0.00093	0.00021
75-27-4	Dichlorobromomethane	0.00093	U	0.00093	0.00024
75-71-8	Dichlorodifluoromethane	0.00093	U	0.00093	0.00031
100-41-4	Ethylbenzene	0.00093	U	0.00093	0.00019
106-93-4	Ethylene Dibromide	0.00093	U	0.00093	0.00017
98-82-8	Isopropylbenzene	0.00093	U	0.00093	0.00027
79-20-9	Methyl acetate	0.0047	U	0.0047	0.0040
1634-04-4	Methyl tert-butyl ether	0.00093	U	0.00093	0.00048
108-87-2	Methylcyclohexane	0.00093	U	0.00093	0.00046
75-09-2	Methylene Chloride	0.0019	U	0.0019	0.0011
179601-23-1	m-Xylene & p-Xylene	0.00093	U	0.00093	0.00016
91-20-3	Naphthalene	0.0014	U	0.0014	0.00038
104-51-8	n-Butylbenzene	0.00093	U	0.00093	0.00027
103-65-1	N-Propylbenzene	0.00093	U	0.00093	0.00016
95-47-6	o-Xylene	0.00093	U	0.00093	0.00018
135-98-8	sec-Butylbenzene	0.00093	U	0.00093	0.00027
100-42-5	Styrene	0.00093	U	0.00093	0.00026
98-06-6	tert-Butylbenzene	0.00093	~~U~~ UJ	0.00093	0.00026
127-18-4	Tetrachloroethene	0.00093	U	0.00093	0.00028
108-88-3	Toluene	0.00093	U	0.00093	0.00022
156-60-5	trans-1,2-Dichloroethene	0.00093	U	0.00093	0.00023
10061-02-6	trans-1,3-Dichloropropene	0.00093	U	0.00093	0.00025
79-01-6	Trichloroethene	0.00093	U	0.00093	0.00030
75-69-4	Trichlorofluoromethane	0.00093	U	0.00093	0.00038
75-01-4	Vinyl chloride	0.00093	U	0.00093	0.00051
1330-20-7	Xylenes, Total	0.0019	U	0.0019	0.00016

CAS NO.	SURROGATE	%REC	Q	LIMITS
17060-07-0	1,2-Dichloroethane-d4 (Surr)	94		72-145
460-00-4	4-Bromofluorobenzene	103		75-139
1868-53-7	Dibromofluoromethane (Surr)	108		73-139
2037-26-5	Toluene-d8 (Surr)	96		80-120

FORM I
GC/MS VOA ORGANICS ANALYSIS DATA SHEET

Lab Name: Eurofins Edison | Job No.: 460-268165-1

SDG No.:

Client Sample ID: IRM-EX-011_4_20221025 | Lab Sample ID: 460-268165-12

Matrix: Solid | Lab File ID: K39859.D

Analysis Method: 8260D | Date Collected: 10/25/2022 12:55

Sample wt/vol: 6.24(g) | Date Analyzed: 10/29/2022 11:36

Soil Aliquot Vol: | Dilution Factor: 1

Soil Extract Vol.: | GC Column: Rtx-624 ID: 0.25(mm)

Purge Volume: 5.0(mL) | Heated Purge: (Y/N) Y pH:

% Moisture: 7.0 % Solids: 93.0 | Level: (low/med) Low

Analysis Batch No.: 874869 | Units: mg/Kg

CAS NO.	COMPOUND NAME	RESULT	Q	RL	MDL
71-55-6	1,1,1-Trichloroethane	0.00086	U	0.00086	0.00020
79-34-5	1,1,2,2-Tetrachloroethane	0.00086	U	0.00086	0.00018
76-13-1	1,1,2-Trichloro-1,2,2-trifluoroethane	0.00086	U	0.00086	0.00026
79-00-5	1,1,2-Trichloroethane	0.00086	U	0.00086	0.00015
75-34-3	1,1-Dichloroethane	0.00086	U	0.00086	0.00018
75-35-4	1,1-Dichloroethene	0.00086	U	0.00086	0.00019
87-61-6	1,2,3-Trichlorobenzene	0.00086	U	0.00086	0.00016
120-82-1	1,2,4-Trichlorobenzene	0.00086	U	0.00086	0.00031
95-63-6	1,2,4-Trimethylbenzene	0.00086	U	0.00086	0.00021
96-12-8	1,2-Dibromo-3-Chloropropane	0.00086	U	0.00086	0.00040
95-50-1	1,2-Dichlorobenzene	0.00086	U	0.00086	0.00031
107-06-2	1,2-Dichloroethane	0.00086	U	0.00086	0.00026
78-87-5	1,2-Dichloropropane	0.00086	U	0.00086	0.00036
108-67-8	1,3,5-Trimethylbenzene	0.00086	U	0.00086	0.00027
541-73-1	1,3-Dichlorobenzene	0.00086	U	0.00086	0.00031
106-46-7	1,4-Dichlorobenzene	0.00086	U	0.00086	0.00019
78-93-3	2-Butanone (MEK)	0.0043	~~U~~ UJ	0.0043	0.00032
591-78-6	2-Hexanone	0.0043	U	0.0043	0.0015
99-87-6	4-Isopropyltoluene	0.00086	U	0.00086	0.00026
108-10-1	4-Methyl-2-pentanone (MIBK)	0.0043	U	0.0043	0.0013
67-64-1	Acetone	0.023		0.0052	0.0049
71-43-2	Benzene	0.00086	U	0.00086	0.00022
75-25-2	Bromoform	0.00086	~~U~~ UJ	0.00086	0.00037
74-83-9	Bromomethane	0.0017	U	0.0017	0.00086
75-15-0	Carbon disulfide	0.00086	U	0.00086	0.00023
56-23-5	Carbon tetrachloride	0.00086	~~U~~ UJ	0.00086	0.00033
108-90-7	Chlorobenzene	0.00086	U	0.00086	0.00015
74-97-5	Chlorobromomethane	0.00086	U	0.00086	0.00024
124-48-1	Chlorodibromomethane	0.00086	~~U~~ UJ	0.00086	0.00017
75-00-3	Chloroethane	0.00086	U	0.00086	0.00045
67-66-3	Chloroform	0.00086	U	0.00086	0.00084
74-87-3	Chloromethane	0.00086	U	0.00086	0.00037
156-59-2	cis-1,2-Dichloroethene	0.00086	U	0.00086	0.00031

11/4/2022

FORM I
GC/MS VOA ORGANICS ANALYSIS DATA SHEET

Lab Name: Eurofins Edison | Job No.: 460-268165-1

SDG No.:

Client Sample ID: IRM-EX-011_4_20221025 | Lab Sample ID: 460-268165-12

Matrix: Solid | Lab File ID: K39859.D

Analysis Method: 8260D | Date Collected: 10/25/2022 12:55

Sample wt/vol: 6.24(g) | Date Analyzed: 10/29/2022 11:36

Soil Aliquot Vol: | Dilution Factor: 1

Soil Extract Vol.: | GC Column: Rtx-624 ID: 0.25(mm)

Purge Volume: 5.0(mL) | Heated Purge: (Y/N) Y pH:

% Moisture: 7.0 % Solids: 93.0 | Level: (low/med) Low

Analysis Batch No.: 874869 | Units: mg/Kg

CAS NO.	COMPOUND NAME	RESULT	Q	RL	MDL
10061-01-5	cis-1,3-Dichloropropene	0.00086	U	0.00086	0.00024
110-82-7	Cyclohexane	0.00063	J	0.00086	0.00019
75-27-4	Dichlorobromomethane	0.00086	U	0.00086	0.00022
75-71-8	Dichlorodifluoromethane	0.00086	U	0.00086	0.00029
100-41-4	Ethylbenzene	0.00086	U	0.00086	0.00017
106-93-4	Ethylene Dibromide	0.00086	U	0.00086	0.00016
98-82-8	Isopropylbenzene	0.00086	U	0.00086	0.00025
79-20-9	Methyl acetate	0.0043	U	0.0043	0.0037
1634-04-4	Methyl tert-butyl ether	0.00086	U	0.00086	0.00044
108-87-2	Methylcyclohexane	0.00086	U	0.00086	0.00043
75-09-2	Methylene Chloride	0.0017	U	0.0017	0.00099
179601-23-1	m-Xylene & p-Xylene	0.00086	U	0.00086	0.00015
91-20-3	Naphthalene	0.0013	U	0.0013	0.00035
104-51-8	n-Butylbenzene	0.00086	U	0.00086	0.00025
103-65-1	N-Propylbenzene	0.00086	U	0.00086	0.00015
95-47-6	o-Xylene	0.00086	U	0.00086	0.00017
135-98-8	sec-Butylbenzene	0.00086	U	0.00086	0.00025
100-42-5	Styrene	0.00086	U	0.00086	0.00024
98-06-6	tert-Butylbenzene	0.00086	U → UJ	0.00086	0.00024
127-18-4	Tetrachloroethene	0.00086	U	0.00086	0.00026
108-88-3	Toluene	0.00086	U	0.00086	0.00020
156-60-5	trans-1,2-Dichloroethene	0.00086	U	0.00086	0.00021
10061-02-6	trans-1,3-Dichloropropene	0.00086	U	0.00086	0.00023
79-01-6	Trichloroethene	0.00086	U	0.00086	0.00028
75-69-4	Trichlorofluoromethane	0.00086	U	0.00086	0.00035
75-01-4	Vinyl chloride	0.00086	U	0.00086	0.00047
1330-20-7	Xylenes, Total	0.0017	U	0.0017	0.00015

CAS NO.	SURROGATE	%REC	Q	LIMITS
17060-07-0	1,2-Dichloroethane-d4 (Surr)	97		72-145
460-00-4	4-Bromofluorobenzene	99		75-139
1868-53-7	Dibromofluoromethane (Surr)	106		73-139
2037-26-5	Toluene-d8 (Surr)	96		80-120

FORM I
GC/MS VOA ORGANICS ANALYSIS DATA SHEET

Lab Name: Eurofins Edison | Job No.: 460-268165-1

SDG No.:

Client Sample ID: IRM-EX-012_4_20221025 | Lab Sample ID: 460-268165-13

Matrix: Solid | Lab File ID: K39860.D

Analysis Method: 8260D | Date Collected: 10/25/2022 13:00

Sample wt/vol: 5.52(g) | Date Analyzed: 10/29/2022 11:59

Soil Aliquot Vol: | Dilution Factor: 1

Soil Extract Vol.: | GC Column: Rtx-624 ID: 0.25(mm)

Purge Volume: 5.0(mL) | Heated Purge: (Y/N) Y pH:

% Moisture: 6.4 % Solids: 93.6 | Level: (low/med) Low

Analysis Batch No.: 874869 | Units: mg/Kg

CAS NO.	COMPOUND NAME	RESULT	Q	RL	MDL
71-55-6	1,1,1-Trichloroethane	0.00097	U	0.00097	0.00023
79-34-5	1,1,2,2-Tetrachloroethane	0.00097	U	0.00097	0.00021
76-13-1	1,1,2-Trichloro-1,2,2-trifluoroethane	0.00097	U	0.00097	0.00029
79-00-5	1,1,2-Trichloroethane	0.00097	U	0.00097	0.00017
75-34-3	1,1-Dichloroethane	0.00097	U	0.00097	0.00020
75-35-4	1,1-Dichloroethene	0.00097	U	0.00097	0.00022
87-61-6	1,2,3-Trichlorobenzene	0.00097	U	0.00097	0.00018
120-82-1	1,2,4-Trichlorobenzene	0.00097	U	0.00097	0.00035
95-63-6	1,2,4-Trimethylbenzene	0.00097	U	0.00097	0.00024
96-12-8	1,2-Dibromo-3-Chloropropane	0.00097	U	0.00097	0.00045
95-50-1	1,2-Dichlorobenzene	0.00097	U	0.00097	0.00035
107-06-2	1,2-Dichloroethane	0.00097	U	0.00097	0.00029
78-87-5	1,2-Dichloropropane	0.00097	U	0.00097	0.00041
108-67-8	1,3,5-Trimethylbenzene	0.00061	J	0.00097	0.00030
541-73-1	1,3-Dichlorobenzene	0.00097	U	0.00097	0.00035
106-46-7	1,4-Dichlorobenzene	0.00097	U	0.00097	0.00022
78-93-3	2-Butanone (MEK)	0.0048	~~U~~ UJ	0.0048	0.00036
591-78-6	2-Hexanone	0.0048	U	0.0048	0.0017
99-87-6	4-Isopropyltoluene	0.00097	U	0.00097	0.00029
108-10-1	4-Methyl-2-pentanone (MIBK)	0.0048	U	0.0048	0.0015
67-64-1	Acetone	0.012		0.0058	0.0055
71-43-2	Benzene	0.00097	U	0.00097	0.00025
75-25-2	Bromoform	0.00097	~~U~~ UJ	0.00097	0.00041
74-83-9	Bromomethane	0.0019	U	0.0019	0.00097
75-15-0	Carbon disulfide	0.00097	U	0.00097	0.00026
56-23-5	Carbon tetrachloride	0.00097	~~U~~ UJ	0.00097	0.00037
108-90-7	Chlorobenzene	0.00097	U	0.00097	0.00017
74-97-5	Chlorobromomethane	0.00097	U	0.00097	0.00027
124-48-1	Chlorodibromomethane	0.00097	~~U~~ UJ	0.00097	0.00019
75-00-3	Chloroethane	0.00097	U	0.00097	0.00050
67-66-3	Chloroform	0.00097	U	0.00097	0.00094
74-87-3	Chloromethane	0.00097	U	0.00097	0.00042
156-59-2	cis-1,2-Dichloroethene	0.00097	U	0.00097	0.00035

FORM I
GC/MS VOA ORGANICS ANALYSIS DATA SHEET

Lab Name: Eurofins Edison | Job No.: 460-268165-1

SDG No.:

Client Sample ID: IRM-EX-012_4_20221025 | Lab Sample ID: 460-268165-13

Matrix: Solid | Lab File ID: K39860.D

Analysis Method: 8260D | Date Collected: 10/25/2022 13:00

Sample wt/vol: 5.52(g) | Date Analyzed: 10/29/2022 11:59

Soil Aliquot Vol: | Dilution Factor: 1

Soil Extract Vol.: | GC Column: Rtx-624 ID: 0.25(mm)

Purge Volume: 5.0(mL) | Heated Purge: (Y/N) Y pH:

% Moisture: 6.4 % Solids: 93.6 | Level: (low/med) Low

Analysis Batch No.: 874869 | Units: mg/Kg

CAS NO.	COMPOUND NAME	RESULT	Q	RL	MDL
10061-01-5	cis-1,3-Dichloropropene	0.00097	U	0.00097	0.00026
110-82-7	Cyclohexane	0.00097	U	0.00097	0.00021
75-27-4	Dichlorobromomethane	0.00097	U	0.00097	0.00025
75-71-8	Dichlorodifluoromethane	0.00097	U	0.00097	0.00033
100-41-4	Ethylbenzene	0.00097	U	0.00097	0.00019
106-93-4	Ethylene Dibromide	0.00097	U	0.00097	0.00017
98-82-8	Isopropylbenzene	0.00097	U	0.00097	0.00028
79-20-9	Methyl acetate	0.0048	U	0.0048	0.0042
1634-04-4	Methyl tert-butyl ether	0.00097	U	0.00097	0.00050
108-87-2	Methylcyclohexane	0.00097	U	0.00097	0.00048
75-09-2	Methylene Chloride	0.0019	U	0.0019	0.0011
179601-23-1	m-Xylene & p-Xylene	0.00097	U	0.00097	0.00017
91-20-3	Naphthalene	0.0015	U	0.0015	0.00040
104-51-8	n-Butylbenzene	0.00097	U	0.00097	0.00028
103-65-1	N-Propylbenzene	0.00097	U	0.00097	0.00017
95-47-6	o-Xylene	0.00097	U	0.00097	0.00019
135-98-8	sec-Butylbenzene	0.00097	U	0.00097	0.00028
100-42-5	Styrene	0.00097	U	0.00097	0.00027
98-06-6	tert-Butylbenzene	0.00097	U* UJ	0.00097	0.00027
127-18-4	Tetrachloroethene	0.00097	U	0.00097	0.00030
108-88-3	Toluene	0.00097	U	0.00097	0.00023
156-60-5	trans-1,2-Dichloroethene	0.00097	U	0.00097	0.00024
10061-02-6	trans-1,3-Dichloropropene	0.00097	U	0.00097	0.00026
79-01-6	Trichloroethene	0.00097	U	0.00097	0.00031
75-69-4	Trichlorofluoromethane	0.00097	U	0.00097	0.00039
75-01-4	Vinyl chloride	0.00097	U	0.00097	0.00053
1330-20-7	Xylenes, Total	0.0019	U	0.0019	0.00017

CAS NO.	SURROGATE	%REC	Q	LIMITS
17060-07-0	1,2-Dichloroethane-d4 (Surr)	98		72-145
460-00-4	4-Bromofluorobenzene	98		75-139
1868-53-7	Dibromofluoromethane (Surr)	109		73-139
2037-26-5	Toluene-d8 (Surr)	99		80-120

FORM I
GC/MS VOA ORGANICS ANALYSIS DATA SHEET

Lab Name: Eurofins Edison | Job No.: 460-268165-1

SDG No.:

Client Sample ID: IRM-EX-013_4_20221025 | Lab Sample ID: 460-268165-14

Matrix: Solid | Lab File ID: K39861.D

Analysis Method: 8260D | Date Collected: 10/25/2022 13:05

Sample wt/vol: 5.66(g) | Date Analyzed: 10/29/2022 12:22

Soil Aliquot Vol: | Dilution Factor: 1

Soil Extract Vol.: | GC Column: Rtx-624 ID: 0.25(mm)

Purge Volume: 5.0(mL) | Heated Purge: (Y/N) Y pH:

% Moisture: 10.0 % Solids: 90.0 | Level: (low/med) Low

Analysis Batch No.: 874869 | Units: mg/Kg

CAS NO.	COMPOUND NAME	RESULT	Q	RL	MDL
71-55-6	1,1,1-Trichloroethane	0.00098	U	0.00098	0.00023
79-34-5	1,1,2,2-Tetrachloroethane	0.00098	U	0.00098	0.00021
76-13-1	1,1,2-Trichloro-1,2,2-trifluoroethane	0.00098	U	0.00098	0.00030
79-00-5	1,1,2-Trichloroethane	0.00098	U	0.00098	0.00017
75-34-3	1,1-Dichloroethane	0.00098	U	0.00098	0.00020
75-35-4	1,1-Dichloroethene	0.00098	U	0.00098	0.00022
87-61-6	1,2,3-Trichlorobenzene	0.00098	U	0.00098	0.00018
120-82-1	1,2,4-Trichlorobenzene	0.00098	U	0.00098	0.00035
95-63-6	1,2,4-Trimethylbenzene	0.00098	U	0.00098	0.00024
96-12-8	1,2-Dibromo-3-Chloropropane	0.00098	U	0.00098	0.00045
95-50-1	1,2-Dichlorobenzene	0.00098	U	0.00098	0.00035
107-06-2	1,2-Dichloroethane	0.00098	U	0.00098	0.00029
78-87-5	1,2-Dichloropropane	0.00098	U	0.00098	0.00042
108-67-8	1,3,5-Trimethylbenzene	0.00098	U	0.00098	0.00031
541-73-1	1,3-Dichlorobenzene	0.00098	U	0.00098	0.00036
106-46-7	1,4-Dichlorobenzene	0.00098	U	0.00098	0.00022
78-93-3	2-Butanone (MEK)	0.0049	~~U*~~ UJ	0.0049	0.00036
591-78-6	2-Hexanone	0.0049	U	0.0049	0.0017
99-87-6	4-Isopropyltoluene	0.00098	U	0.00098	0.00029
108-10-1	4-Methyl-2-pentanone (MIBK)	0.0049	U	0.0049	0.0015
67-64-1	Acetone	0.016		0.0059	0.0056
71-43-2	Benzene	0.00098	U	0.00098	0.00025
75-25-2	Bromoform	0.00098	~~U*~~ UJ	0.00098	0.00042
74-83-9	Bromomethane	0.0020	U	0.0020	0.00098
75-15-0	Carbon disulfide	0.00098	U	0.00098	0.00026
56-23-5	Carbon tetrachloride	0.00098	~~U*~~ UJ	0.00098	0.00038
108-90-7	Chlorobenzene	0.00098	U	0.00098	0.00017
74-97-5	Chlorobromomethane	0.00098	U	0.00098	0.00028
124-48-1	Chlorodibromomethane	0.00098	~~U*~~ UJ	0.00098	0.00019
75-00-3	Chloroethane	0.00098	U	0.00098	0.00051
67-66-3	Chloroform	0.00098	U	0.00098	0.00095
74-87-3	Chloromethane	0.00098	U	0.00098	0.00043
156-59-2	cis-1,2-Dichloroethene	0.00098	U	0.00098	0.00035

11/4/2022

FORM I
GC/MS VOA ORGANICS ANALYSIS DATA SHEET

Lab Name: Eurofins Edison | Job No.: 460-268165-1

SDG No.:

Client Sample ID: IRM-EX-013_4_20221025 | Lab Sample ID: 460-268165-14

Matrix: Solid | Lab File ID: K39861.D

Analysis Method: 8260D | Date Collected: 10/25/2022 13:05

Sample wt/vol: 5.66(g) | Date Analyzed: 10/29/2022 12:22

Soil Aliquot Vol: | Dilution Factor: 1

Soil Extract Vol.: | GC Column: Rtx-624 ID: 0.25(mm)

Purge Volume: 5.0(mL) | Heated Purge: (Y/N) Y pH:

% Moisture: 10.0 % Solids: 90.0 | Level: (low/med) Low

Analysis Batch No.: 874869 | Units: mg/Kg

CAS NO.	COMPOUND NAME	RESULT	Q	RL	MDL
10061-01-5	cis-1,3-Dichloropropene	0.00098	U	0.00098	0.00027
110-82-7	Cyclohexane	0.00098	U	0.00098	0.00022
75-27-4	Dichlorobromomethane	0.00098	U	0.00098	0.00025
75-71-8	Dichlorodifluoromethane	0.00098	U	0.00098	0.00033
100-41-4	Ethylbenzene	0.00098	U	0.00098	0.00020
106-93-4	Ethylene Dibromide	0.00098	U	0.00098	0.00018
98-82-8	Isopropylbenzene	0.00098	U	0.00098	0.00028
79-20-9	Methyl acetate	0.0049	U	0.0049	0.0042
1634-04-4	Methyl tert-butyl ether	0.00098	U	0.00098	0.00050
108-87-2	Methylcyclohexane	0.00098	U	0.00098	0.00049
75-09-2	Methylene Chloride	0.0020	U	0.0020	0.0011
179601-23-1	m-Xylene & p-Xylene	0.00098	U	0.00098	0.00017
91-20-3	Naphthalene	0.0015	U	0.0015	0.00040
104-51-8	n-Butylbenzene	0.00098	U	0.00098	0.00029
103-65-1	N-Propylbenzene	0.00098	U	0.00098	0.00017
95-47-6	o-Xylene	0.00098	U	0.00098	0.00019
135-98-8	sec-Butylbenzene	0.00098	U	0.00098	0.00028
100-42-5	Styrene	0.00098	U	0.00098	0.00027
98-06-6	tert-Butylbenzene	0.00098	U → UJ	0.00098	0.00027
127-18-4	Tetrachloroethene	0.00098	U	0.00098	0.00030
108-88-3	Toluene	0.00098	U	0.00098	0.00023
156-60-5	trans-1,2-Dichloroethene	0.00098	U	0.00098	0.00024
10061-02-6	trans-1,3-Dichloropropene	0.00098	U	0.00098	0.00026
79-01-6	Trichloroethene	0.00098	U	0.00098	0.00031
75-69-4	Trichlorofluoromethane	0.00098	U	0.00098	0.00040
75-01-4	Vinyl chloride	0.00098	U	0.00098	0.00054
1330-20-7	Xylenes, Total	0.0020	U	0.0020	0.00017

CAS NO.	SURROGATE	%REC	Q	LIMITS
17060-07-0	1,2-Dichloroethane-d4 (Surr)	99		72-145
460-00-4	4-Bromofluorobenzene	98		75-139
1868-53-7	Dibromofluoromethane (Surr)	103		73-139
2037-26-5	Toluene-d8 (Surr)	97		80-120

1/14/2023 11/07/2022

FORM I
GC/MS VOA ORGANICS ANALYSIS DATA SHEET

Lab Name: Eurofins Edison | Job No.: 460-268165-1

SDG No.:

Client Sample ID: IRM-EX-014_4_20221025 | Lab Sample ID: 460-268165-15

Matrix: Solid | Lab File ID: K39862.D

Analysis Method: 8260D | Date Collected: 10/25/2022 13:10

Sample wt/vol: 4.30(g) | Date Analyzed: 10/29/2022 12:44

Soil Aliquot Vol: | Dilution Factor: 1

Soil Extract Vol.: | GC Column: Rtx-624 ID: 0.25(mm)

Purge Volume: 5.0(mL) | Heated Purge: (Y/N) Y pH:

% Moisture: 6.2 % Solids: 93.8 | Level: (low/med) Low

Analysis Batch No.: 874869 | Units: mg/Kg

CAS NO.	COMPOUND NAME	RESULT	Q	RL	MDL
71-55-6	1,1,1-Trichloroethane	0.0012	U	0.0012	0.00029
79-34-5	1,1,2,2-Tetrachloroethane	0.0012	U	0.0012	0.00027
76-13-1	1,1,2-Trichloro-1,2,2-trifluoroethane	0.0012	U	0.0012	0.00037
79-00-5	1,1,2-Trichloroethane	0.0012	U	0.0012	0.00022
75-34-3	1,1-Dichloroethane	0.0012	U	0.0012	0.00026
75-35-4	1,1-Dichloroethene	0.0012	U	0.0012	0.00028
87-61-6	1,2,3-Trichlorobenzene	0.0012	U	0.0012	0.00022
120-82-1	1,2,4-Trichlorobenzene	0.0012	U	0.0012	0.00044
95-63-6	1,2,4-Trimethylbenzene	0.0012	U	0.0012	0.00030
96-12-8	1,2-Dibromo-3-Chloropropane	0.0012	U	0.0012	0.00057
95-50-1	1,2-Dichlorobenzene	0.0012	U	0.0012	0.00045
107-06-2	1,2-Dichloroethane	0.0012	U	0.0012	0.00037
78-87-5	1,2-Dichloropropane	0.0012	U	0.0012	0.00052
108-67-8	1,3,5-Trimethylbenzene	0.0012	U	0.0012	0.00039
541-73-1	1,3-Dichlorobenzene	0.0012	U	0.0012	0.00045
106-46-7	1,4-Dichlorobenzene	0.0012	U	0.0012	0.00028
78-93-3	2-Butanone (MEK)	0.0062	~~U*~~ UJ	0.0062	0.00046
591-78-6	2-Hexanone	0.0062	U	0.0062	0.0021
99-87-6	4-Isopropyltoluene	0.0012	U	0.0012	0.00037
108-10-1	4-Methyl-2-pentanone (MIBK)	0.0062	U	0.0062	0.0019
67-64-1	Acetone	0.0083		0.0074	0.0071
71-43-2	Benzene	0.0012	U	0.0012	0.00032
75-25-2	Bromoform	0.0012	~~U*~~ UJ	0.0012	0.00053
74-83-9	Bromomethane	0.0025	U	0.0025	0.0012
75-15-0	Carbon disulfide	0.0012	U	0.0012	0.00033
56-23-5	Carbon tetrachloride	0.0012	~~U*~~ UJ	0.0012	0.00048
108-90-7	Chlorobenzene	0.0012	U	0.0012	0.00022
74-97-5	Chlorobromomethane	0.0012	U	0.0012	0.00035
124-48-1	Chlorodibromomethane	0.0012	~~U*~~ UJ	0.0012	0.00024
75-00-3	Chloroethane	0.0012	U	0.0012	0.00065
67-66-3	Chloroform	0.0012	U	0.0012	0.0012
74-87-3	Chloromethane	0.0012	U	0.0012	0.00054
156-59-2	cis-1,2-Dichloroethene	0.0012	U	0.0012	0.00044

JWB 1/14/2025 11/07/2022

FORM I
GC/MS VOA ORGANICS ANALYSIS DATA SHEET

Lab Name: Eurofins Edison | Job No.: 460-268165-1

SDG No.:

Client Sample ID: IRM-EX-014_4_20221025 | Lab Sample ID: 460-268165-15

Matrix: Solid | Lab File ID: K39862.D

Analysis Method: 8260D | Date Collected: 10/25/2022 13:10

Sample wt/vol: 4.30(g) | Date Analyzed: 10/29/2022 12:44

Soil Aliquot Vol: | Dilution Factor: 1

Soil Extract Vol.: | GC Column: Rtx-624 ID: 0.25(mm)

Purge Volume: 5.0(mL) | Heated Purge: (Y/N) Y pH:

% Moisture: 6.2 % Solids: 93.8 | Level: (low/med) Low

Analysis Batch No.: 874869 | Units: mg/Kg

CAS NO.	COMPOUND NAME	RESULT	Q	RL	MDL
10061-01-5	cis-1,3-Dichloropropene	0.0012	U	0.0012	0.00034
110-82-7	Cyclohexane	0.0012	U	0.0012	0.00027
75-27-4	Dichlorobromomethane	0.0012	U	0.0012	0.00032
75-71-8	Dichlorodifluoromethane	0.0012	U	0.0012	0.00042
100-41-4	Ethylbenzene	0.0012	U	0.0012	0.00025
106-93-4	Ethylene Dibromide	0.0012	U	0.0012	0.00022
98-82-8	Isopropylbenzene	0.0012	U	0.0012	0.00035
79-20-9	Methyl acetate	0.0062	U	0.0062	0.0053
1634-04-4	Methyl tert-butyl ether	0.0012	U	0.0012	0.00063
108-87-2	Methylcyclohexane	0.0012	U	0.0012	0.00062
75-09-2	Methylene Chloride	0.0025	U	0.0025	0.0014
179601-23-1	m-Xylene & p-Xylene	0.0012	U	0.0012	0.00022
91-20-3	Naphthalene	0.0019	U	0.0019	0.00051
104-51-8	n-Butylbenzene	0.0012	U	0.0012	0.00036
103-65-1	N-Propylbenzene	0.0012	U	0.0012	0.00022
95-47-6	o-Xylene	0.0012	U	0.0012	0.00024
135-98-8	sec-Butylbenzene	0.0012	U	0.0012	0.00036
100-42-5	Styrene	0.0012	U	0.0012	0.00034
98-06-6	tert-Butylbenzene	0.0012	~~U~~ UJ	0.0012	0.00034
127-18-4	Tetrachloroethene	0.0012	U	0.0012	0.00038
108-88-3	Toluene	0.0012	U	0.0012	0.00029
156-60-5	trans-1,2-Dichloroethene	0.0012	U	0.0012	0.00030
10061-02-6	trans-1,3-Dichloropropene	0.0012	U	0.0012	0.00033
79-01-6	Trichloroethene	0.0012	U	0.0012	0.00040
75-69-4	Trichlorofluoromethane	0.0012	U	0.0012	0.00050
75-01-4	Vinyl chloride	0.0012	U	0.0012	0.00068
1330-20-7	Xylenes, Total	0.0025	U	0.0025	0.00022

CAS NO.	SURROGATE	%REC	Q	LIMITS
17060-07-0	1,2-Dichloroethane-d4 (Surr)	98		72-145
460-00-4	4-Bromofluorobenzene	97		75-139
1868-53-7	Dibromofluoromethane (Surr)	106		73-139
2037-26-5	Toluene-d8 (Surr)	96		80-120

FORM I
GC/MS VOA ORGANICS ANALYSIS DATA SHEET

Lab Name: Eurofins Edison | Job No.: 460-268165-1

SDG No.:

Client Sample ID: IRM-EX-016_4_20221025 | Lab Sample ID: 460-268165-17

Matrix: Solid | Lab File ID: K39863.D

Analysis Method: 8260D | Date Collected: 10/25/2022 13:25

Sample wt/vol: 5.60(g) | Date Analyzed: 10/29/2022 13:06

Soil Aliquot Vol: | Dilution Factor: 1

Soil Extract Vol.: | GC Column: Rtx-624 ID: 0.25(mm)

Purge Volume: 5.0(mL) | Heated Purge: (Y/N) Y pH:

% Moisture: 2.9 % Solids: 97.1 | Level: (low/med) Low

Analysis Batch No.: 874869 | Units: mg/Kg

CAS NO.	COMPOUND NAME	RESULT	Q	RL	MDL
71-55-6	1,1,1-Trichloroethane	0.00092	U	0.00092	0.00021
79-34-5	1,1,2,2-Tetrachloroethane	0.00092	U	0.00092	0.00020
76-13-1	1,1,2-Trichloro-1,2,2-trifluoroethane	0.00092	U	0.00092	0.00028
79-00-5	1,1,2-Trichloroethane	0.00092	U	0.00092	0.00016
75-34-3	1,1-Dichloroethane	0.00092	U	0.00092	0.00019
75-35-4	1,1-Dichloroethene	0.00092	U	0.00092	0.00021
87-61-6	1,2,3-Trichlorobenzene	0.00092	U	0.00092	0.00017
120-82-1	1,2,4-Trichlorobenzene	0.00092	U	0.00092	0.00033
95-63-6	1,2,4-Trimethylbenzene	0.00092	U	0.00092	0.00023
96-12-8	1,2-Dibromo-3-Chloropropane	0.00092	U	0.00092	0.00042
95-50-1	1,2-Dichlorobenzene	0.00092	U	0.00092	0.00033
107-06-2	1,2-Dichloroethane	0.00092	U	0.00092	0.00027
78-87-5	1,2-Dichloropropane	0.00092	U	0.00092	0.00039
108-67-8	1,3,5-Trimethylbenzene	0.00092	U	0.00092	0.00029
541-73-1	1,3-Dichlorobenzene	0.00092	U	0.00092	0.00034
106-46-7	1,4-Dichlorobenzene	0.00092	U	0.00092	0.00021
78-93-3	2-Butanone (MEK)	0.0046	~~U~~ * UJ	0.0046	0.00034
591-78-6	2-Hexanone	0.0046	U	0.0046	0.0016
99-87-6	4-Isopropyltoluene	0.00092	U	0.00092	0.00027
108-10-1	4-Methyl-2-pentanone (MIBK)	0.0046	U	0.0046	0.0014
67-64-1	Acetone	0.017		0.0055	0.0053
71-43-2	Benzene	0.00092	U	0.00092	0.00024
75-25-2	Bromoform	0.00092	~~U~~ UJ	0.00092	0.00039
74-83-9	Bromomethane	0.0018	U	0.0018	0.00092
75-15-0	Carbon disulfide	0.00092	U	0.00092	0.00024
56-23-5	Carbon tetrachloride	0.00092	~~U~~ * UJ	0.00092	0.00036
108-90-7	Chlorobenzene	0.00092	U	0.00092	0.00016
74-97-5	Chlorobromomethane	0.00092	U	0.00092	0.00026
124-48-1	Chlorodibromomethane	0.00092	~~U~~ * UJ	0.00092	0.00018
75-00-3	Chloroethane	0.00092	U	0.00092	0.00048
67-66-3	Chloroform	0.00092	U	0.00092	0.00089
74-87-3	Chloromethane	0.00092	U	0.00092	0.00040
156-59-2	cis-1,2-Dichloroethene	0.00092	U	0.00092	0.00033

11/14/2022

11/07/2022

FORM I
GC/MS VOA ORGANICS ANALYSIS DATA SHEET

Lab Name: Eurofins Edison | Job No.: 460-268165-1

SDG No.:

Client Sample ID: IRM-EX-016_4_20221025 | Lab Sample ID: 460-268165-17

Matrix: Solid | Lab File ID: K39863.D

Analysis Method: 8260D | Date Collected: 10/25/2022 13:25

Sample wt/vol: 5.60(g) | Date Analyzed: 10/29/2022 13:06

Soil Aliquot Vol: | Dilution Factor: 1

Soil Extract Vol.: | GC Column: Rtx-624 ID: 0.25(mm)

Purge Volume: 5.0(mL) | Heated Purge: (Y/N) Y pH:

% Moisture: 2.9 % Solids: 97.1 | Level: (low/med) Low

Analysis Batch No.: 874869 | Units: mg/Kg

CAS NO.	COMPOUND NAME	RESULT	Q	RL	MDL
10061-01-5	cis-1,3-Dichloropropene	0.00092	U	0.00092	0.00025
110-82-7	Cyclohexane	0.00092	U	0.00092	0.00020
75-27-4	Dichlorobromomethane	0.00092	U	0.00092	0.00024
75-71-8	Dichlorodifluoromethane	0.00092	U	0.00092	0.00031
100-41-4	Ethylbenzene	0.00092	U	0.00092	0.00018
106-93-4	Ethylene Dibromide	0.00092	U	0.00092	0.00017
98-82-8	Isopropylbenzene	0.00092	U	0.00092	0.00026
79-20-9	Methyl acetate	0.0046	U	0.0046	0.0040
1634-04-4	Methyl tert-butyl ether	0.00092	U	0.00092	0.00047
108-87-2	Methylcyclohexane	0.00092	U	0.00092	0.00046
75-09-2	Methylene Chloride	0.0018	U	0.0018	0.0011
179601-23-1	m-Xylene & p-Xylene	0.00092	U	0.00092	0.00016
91-20-3	Naphthalene	0.0014	U	0.0014	0.00038
104-51-8	n-Butylbenzene	0.00092	U	0.00092	0.00027
103-65-1	N-Propylbenzene	0.00092	U	0.00092	0.00016
95-47-6	o-Xylene	0.00092	U	0.00092	0.00018
135-98-8	sec-Butylbenzene	0.00092	U	0.00092	0.00026
100-42-5	Styrene	0.00092	U	0.00092	0.00026
98-06-6	tert-Butylbenzene	0.00092	U* UJ	0.00092	0.00025
127-18-4	Tetrachloroethene	0.00092	U	0.00092	0.00028
108-88-3	Toluene	0.00092	U	0.00092	0.00022
156-60-5	trans-1,2-Dichloroethene	0.00092	U	0.00092	0.00023
10061-02-6	trans-1,3-Dichloropropene	0.00092	U	0.00092	0.00024
79-01-6	Trichloroethene	0.00092	U	0.00092	0.00030
75-69-4	Trichlorofluoromethane	0.00092	U	0.00092	0.00037
75-01-4	Vinyl chloride	0.00092	U	0.00092	0.00050
1330-20-7	Xylenes, Total	0.0018	U	0.0018	0.00016

CAS NO.	SURROGATE	%REC	Q	LIMITS
17060-07-0	1,2-Dichloroethane-d4 (Surr)	97		72-145
460-00-4	4-Bromofluorobenzene	99		75-139
1868-53-7	Dibromofluoromethane (Surr)	107		73-139
2037-26-5	Toluene-d8 (Surr)	97		80-120

FORM I
GC/MS VOA ORGANICS ANALYSIS DATA SHEET

Lab Name: Eurofins Edison | Job No.: 460-268165-1

SDG No.:

Client Sample ID: IRM-EX-017_4_20221025 | Lab Sample ID: 460-268165-18

Matrix: Solid | Lab File ID: K39864.D

Analysis Method: 8260D | Date Collected: 10/25/2022 13:30

Sample wt/vol: 5.92(g) | Date Analyzed: 10/29/2022 13:29

Soil Aliquot Vol: | Dilution Factor: 1

Soil Extract Vol.: | GC Column: Rtx-624 ID: 0.25(mm)

Purge Volume: 5.0(mL) | Heated Purge: (Y/N) Y pH:

% Moisture: 6.7 % Solids: 93.3 | Level: (low/med) Low

Analysis Batch No.: 874869 | Units: mg/Kg

CAS NO.	COMPOUND NAME	RESULT	Q	RL	MDL
71-55-6	1,1,1-Trichloroethane	0.00091	U	0.00091	0.00021
79-34-5	1,1,2,2-Tetrachloroethane	0.00091	U	0.00091	0.00019
76-13-1	1,1,2-Trichloro-1,2,2-trifluoroethane	0.00091	U	0.00091	0.00027
79-00-5	1,1,2-Trichloroethane	0.00091	U	0.00091	0.00016
75-34-3	1,1-Dichloroethane	0.00091	U	0.00091	0.00019
75-35-4	1,1-Dichloroethene	0.00091	U	0.00091	0.00020
87-61-6	1,2,3-Trichlorobenzene	0.00091	U	0.00091	0.00016
120-82-1	1,2,4-Trichlorobenzene	0.00091	U	0.00091	0.00032
95-63-6	1,2,4-Trimethylbenzene	0.00091	U	0.00091	0.00022
96-12-8	1,2-Dibromo-3-Chloropropane	0.00091	U	0.00091	0.00042
95-50-1	1,2-Dichlorobenzene	0.00091	U	0.00091	0.00033
107-06-2	1,2-Dichloroethane	0.00091	U	0.00091	0.00027
78-87-5	1,2-Dichloropropane	0.00091	U	0.00091	0.00038
108-67-8	1,3,5-Trimethylbenzene	0.00091	U	0.00091	0.00028
541-73-1	1,3-Dichlorobenzene	0.00091	U	0.00091	0.00033
106-46-7	1,4-Dichlorobenzene	0.00091	U	0.00091	0.00020
78-93-3	2-Butanone (MEK)	0.0045	~~U~~ UJ	0.0045	0.00033
591-78-6	2-Hexanone	0.0045	U	0.0045	0.0015
99-87-6	4-Isopropyltoluene	0.00091	U	0.00091	0.00027
108-10-1	4-Methyl-2-pentanone (MIBK)	0.0045	U	0.0045	0.0014
67-64-1	Acetone	0.029		0.0054	0.0052
71-43-2	Benzene	0.00091	U	0.00091	0.00023
75-25-2	Bromoform	0.00091	~~U~~ UJ	0.00091	0.00038
74-83-9	Bromomethane	0.0018	U	0.0018	0.00091
75-15-0	Carbon disulfide	0.00091	U	0.00091	0.00024
56-23-5	Carbon tetrachloride	0.00091	~~U~~ UJ	0.00091	0.00035
108-90-7	Chlorobenzene	0.00091	U	0.00091	0.00016
74-97-5	Chlorobromomethane	0.00091	U	0.00091	0.00025
124-48-1	Chlorodibromomethane	0.00091	~~U~~ UJ	0.00091	0.00018
75-00-3	Chloroethane	0.00091	U	0.00091	0.00047
67-66-3	Chloroform	0.00091	U	0.00091	0.00088
74-87-3	Chloromethane	0.00091	U	0.00091	0.00039
156-59-2	cis-1,2-Dichloroethene	0.00091	U	0.00091	0.00032

1/14/2025 11/07/2022

FORM I
GC/MS VOA ORGANICS ANALYSIS DATA SHEET

Lab Name: Eurofins Edison | Job No.: 460-268165-1

SDG No.:

Client Sample ID: IRM-EX-017_4_20221025 | Lab Sample ID: 460-268165-18

Matrix: Solid | Lab File ID: K39864.D

Analysis Method: 8260D | Date Collected: 10/25/2022 13:30

Sample wt/vol: 5.92(g) | Date Analyzed: 10/29/2022 13:29

Soil Aliquot Vol: | Dilution Factor: 1

Soil Extract Vol.: | GC Column: Rtx-624 ID: 0.25(mm)

Purge Volume: 5.0(mL) | Heated Purge: (Y/N) Y pH:

% Moisture: 6.7 % Solids: 93.3 | Level: (low/med) Low

Analysis Batch No.: 874869 | Units: mg/Kg

CAS NO.	COMPOUND NAME	RESULT	Q	RL	MDL
10061-01-5	cis-1,3-Dichloropropene	0.00091	U	0.00091	0.00025
110-82-7	Cyclohexane	0.00091	U	0.00091	0.00020
75-27-4	Dichlorobromomethane	0.00091	U	0.00091	0.00023
75-71-8	Dichlorodifluoromethane	0.00091	U	0.00091	0.00031
100-41-4	Ethylbenzene	0.00091	U	0.00091	0.00018
106-93-4	Ethylene Dibromide	0.00091	U	0.00091	0.00016
98-82-8	Isopropylbenzene	0.00091	U	0.00091	0.00026
79-20-9	Methyl acetate	0.0045	U	0.0045	0.0039
1634-04-4	Methyl tert-butyl ether	0.00091	U	0.00091	0.00046
108-87-2	Methylcyclohexane	0.00091	U	0.00091	0.00045
75-09-2	Methylene Chloride	0.0018	U	0.0018	0.0010
179601-23-1	m-Xylene & p-Xylene	0.00091	U	0.00091	0.00016
91-20-3	Naphthalene	0.0014	U	0.0014	0.00037
104-51-8	n-Butylbenzene	0.00091	U	0.00091	0.00027
103-65-1	N-Propylbenzene	0.00091	U	0.00091	0.00016
95-47-6	o-Xylene	0.00091	U	0.00091	0.00018
135-98-8	sec-Butylbenzene	0.00091	U	0.00091	0.00026
100-42-5	Styrene	0.00091	U	0.00091	0.00025
98-06-6	tert-Butylbenzene	0.00091	~~U~~ * UJ	0.00091	0.00025
127-18-4	Tetrachloroethene	0.00091	U	0.00091	0.00028
108-88-3	Toluene	0.00091	U	0.00091	0.00021
156-60-5	trans-1,2-Dichloroethene	0.00091	U	0.00091	0.00022
10061-02-6	trans-1,3-Dichloropropene	0.00091	U	0.00091	0.00024
79-01-6	Trichloroethene	0.00091	U	0.00091	0.00029
75-69-4	Trichlorofluoromethane	0.00091	U	0.00091	0.00037
75-01-4	Vinyl chloride	0.00091	U	0.00091	0.00049
1330-20-7	Xylenes, Total	0.0018	U	0.0018	0.00016

CAS NO.	SURROGATE	%REC	Q	LIMITS
17060-07-0	1,2-Dichloroethane-d4 (Surr)	97		72-145
460-00-4	4-Bromofluorobenzene	100		75-139
1868-53-7	Dibromofluoromethane (Surr)	108		73-139
2037-26-5	Toluene-d8 (Surr)	92		80-120

FORM I 8260D

11/14/2015 11/07/2022

FORM I
GC/MS VOA ORGANICS ANALYSIS DATA SHEET

Lab Name: Eurofins Edison | Job No.: 460-268165-1

SDG No.:

Client Sample ID: IRM-EX-008_4_20221026 | Lab Sample ID: 460-268249-1

Matrix: Solid | Lab File ID: K40047.D

Analysis Method: 8260D | Date Collected: 10/26/2022 07:50

Sample wt/vol: 3.11(g) | Date Analyzed: 11/01/2022 15:13

Soil Aliquot Vol: | Dilution Factor: 1

Soil Extract Vol.: | GC Column: Rtx-624 ID: 0.25(mm)

Purge Volume: 5.0(mL) | Heated Purge: (Y/N) Y pH:

% Moisture: 7.1 % Solids: 92.9 | Level: (low/med) Low

Analysis Batch No.: 875361 | Units: mg/Kg

CAS NO.	COMPOUND NAME	RESULT	Q	RL	MDL
71-55-6	1,1,1-Trichloroethane	0.0017	U	0.0017	0.00040
79-34-5	1,1,2,2-Tetrachloroethane	0.0017	U	0.0017	0.00037
76-13-1	1,1,2-Trichloro-1,2,2-trifluoroethane	0.0017	U	0.0017	0.00052
79-00-5	1,1,2-Trichloroethane	0.0017	U	0.0017	0.00031
75-34-3	1,1-Dichloroethane	0.0017	U	0.0017	0.00036
75-35-4	1,1-Dichloroethene	0.0017	U	0.0017	0.00039
87-61-6	1,2,3-Trichlorobenzene	0.0017	U	0.0017	0.00031
120-82-1	1,2,4-Trichlorobenzene	0.0017	U	0.0017	0.00062
95-63-6	1,2,4-Trimethylbenzene	0.0017	U	0.0017	0.00043
96-12-8	1,2-Dibromo-3-Chloropropane	0.0017	U	0.0017	0.00080
95-50-1	1,2-Dichlorobenzene	0.0017	U	0.0017	0.00062
107-06-2	1,2-Dichloroethane	0.0017	U	0.0017	0.00051
78-87-5	1,2-Dichloropropane	0.0017	U	0.0017	0.00073
108-67-8	1,3,5-Trimethylbenzene	0.0017	U	0.0017	0.00054
541-73-1	1,3-Dichlorobenzene	0.0017	U	0.0017	0.00063
106-46-7	1,4-Dichlorobenzene	0.0017	U	0.0017	0.00039
78-93-3	2-Butanone (MEK)	0.0087	U	0.0087	0.00064
591-78-6	2-Hexanone	0.0087	~~U*~~ U	0.0087	0.0030
99-87-6	4-Isopropyltoluene	0.0017	U	0.0017	0.00052
108-10-1	4-Methyl-2-pentanone (MIBK)	0.0087	U	0.0087	0.0027
67-64-1	Acetone	0.010	U	0.010	0.0099
71-43-2	Benzene	0.0017	U	0.0017	0.00045
75-25-2	Bromoform	0.0017	~~U*~~ UJ	0.0017	0.00074
74-83-9	Bromomethane	0.0035	U	0.0035	0.0017
75-15-0	Carbon disulfide	0.0017	~~U*~~ U	0.0017	0.00046
56-23-5	Carbon tetrachloride	0.0017	~~U*~~ U J	0.0017	0.00067
108-90-7	Chlorobenzene	0.0017	U	0.0017	0.00031
74-97-5	Chlorobromomethane	0.0017	U	0.0017	0.00049
124-48-1	Chlorodibromomethane	0.0017	~~U*~~ UJ	0.0017	0.00034
75-00-3	Chloroethane	0.0017	U	0.0017	0.00090
67-66-3	Chloroform	0.0017	U	0.0017	0.0017
74-87-3	Chloromethane	0.0017	U	0.0017	0.00075
156-59-2	cis-1,2-Dichloroethene	0.0017	U	0.0017	0.00062

FORM I
GC/MS VOA ORGANICS ANALYSIS DATA SHEET

Lab Name: Eurofins Edison | Job No.: 460-268165-1

SDG No.:

Client Sample ID: IRM-EX-008_4_20221026 | Lab Sample ID: 460-268249-1

Matrix: Solid | Lab File ID: K40047.D

Analysis Method: 8260D | Date Collected: 10/26/2022 07:50

Sample wt/vol: 3.11(g) | Date Analyzed: 11/01/2022 15:13

Soil Aliquot Vol: | Dilution Factor: 1

Soil Extract Vol.: | GC Column: Rtx-624 ID: 0.25(mm)

Purge Volume: 5.0(mL) | Heated Purge: (Y/N) Y pH:

% Moisture: 7.1 % Solids: 92.9 | Level: (low/med) Low

Analysis Batch No.: 875361 | Units: mg/Kg

CAS NO.	COMPOUND NAME	RESULT	Q	RL	MDL
10061-01-5	cis-1,3-Dichloropropene	0.0017	U	0.0017	0.00047
110-82-7	Cyclohexane	0.0017	U	0.0017	0.00038
75-27-4	Dichlorobromomethane	0.0017	U	0.0017	0.00044
75-71-8	Dichlorodifluoromethane	0.0017	U	0.0017	0.00058
100-41-4	Ethylbenzene	0.0017	U	0.0017	0.00034
106-93-4	Ethylene Dibromide	0.0017	U	0.0017	0.00031
98-82-8	Isopropylbenzene	0.0017	U	0.0017	0.00049
79-20-9	Methyl acetate	0.0087	U	0.0087	0.0074
1634-04-4	Methyl tert-butyl ether	0.0017	U	0.0017	0.00089
108-87-2	Methylcyclohexane	0.0017	U	0.0017	0.00086
75-09-2	Methylene Chloride	0.0035	U	0.0035	0.0020
179601-23-1	m-Xylene & p-Xylene	0.0017	U	0.0017	0.00030
91-20-3	Naphthalene	0.0026	U	0.0026	0.00071
104-51-8	n-Butylbenzene	0.0017	U	0.0017	0.00051
103-65-1	N-Propylbenzene	0.0017	U	0.0017	0.00030
95-47-6	o-Xylene	0.0017	U	0.0017	0.00034
135-98-8	sec-Butylbenzene	0.0017	U	0.0017	0.00050
100-42-5	Styrene	0.0017	U	0.0017	0.00048
98-06-6	tert-Butylbenzene	0.0017	U	0.0017	0.00048
127-18-4	Tetrachloroethene	0.0017	U	0.0017	0.00053
108-88-3	Toluene	0.0017	U	0.0017	0.00040
156-60-5	trans-1,2-Dichloroethene	0.0017	U	0.0017	0.00043
10061-02-6	trans-1,3-Dichloropropene	0.0017	U	0.0017	0.00046
79-01-6	Trichloroethene	0.0017	U	0.0017	0.00056
75-69-4	Trichlorofluoromethane	0.0017	U	0.0017	0.00070
75-01-4	Vinyl chloride	0.0017	U	0.0017	0.00094
1330-20-7	Xylenes, Total	0.0035	U	0.0035	0.00030

CAS NO.	SURROGATE	%REC	Q	LIMITS
17060-07-0	1,2-Dichloroethane-d4 (Surr)	97		72-145
460-00-4	4-Bromofluorobenzene	95		75-139
1868-53-7	Dibromofluoromethane (Surr)	112		73-139
2037-26-5	Toluene-d8 (Surr)	98		80-120

11/07/2022

FORM I
GC/MS VOA ORGANICS ANALYSIS DATA SHEET

Lab Name: Eurofins Edison | Job No.: 460-268165-1

SDG No.:

Client Sample ID: IRM-EX-010_4_20221026 | Lab Sample ID: 460-268249-2

Matrix: Solid | Lab File ID: K40048.D

Analysis Method: 8260D | Date Collected: 10/26/2022 07:55

Sample wt/vol: 5.94(g) | Date Analyzed: 11/01/2022 15:35

Soil Aliquot Vol: | Dilution Factor: 1

Soil Extract Vol.: | GC Column: Rtx-624 ID: 0.25(mm)

Purge Volume: 5.0(mL) | Heated Purge: (Y/N) Y pH:

% Moisture: 11.1 % Solids: 88.9 | Level: (low/med) Low

Analysis Batch No.: 875361 | Units: mg/Kg

CAS NO.	COMPOUND NAME	RESULT	Q	RL	MDL
71-55-6	1,1,1-Trichloroethane	0.00095	U	0.00095	0.00022
79-34-5	1,1,2,2-Tetrachloroethane	0.00095	U	0.00095	0.00020
76-13-1	1,1,2-Trichloro-1,2,2-trifluoroethane	0.00095	U	0.00095	0.00029
79-00-5	1,1,2-Trichloroethane	0.00095	U	0.00095	0.00017
75-34-3	1,1-Dichloroethane	0.00095	U	0.00095	0.00020
75-35-4	1,1-Dichloroethene	0.00095	U	0.00095	0.00021
87-61-6	1,2,3-Trichlorobenzene	0.00095	U	0.00095	0.00017
120-82-1	1,2,4-Trichlorobenzene	0.00095	U	0.00095	0.00034
95-63-6	1,2,4-Trimethylbenzene	0.00095	U	0.00095	0.00023
96-12-8	1,2-Dibromo-3-Chloropropane	0.00095	U	0.00095	0.00044
95-50-1	1,2-Dichlorobenzene	0.00095	U	0.00095	0.00034
107-06-2	1,2-Dichloroethane	0.00095	U	0.00095	0.00028
78-87-5	1,2-Dichloropropane	0.00095	U	0.00095	0.00040
108-67-8	1,3,5-Trimethylbenzene	0.00095	U	0.00095	0.00030
541-73-1	1,3-Dichlorobenzene	0.00095	U	0.00095	0.00035
106-46-7	1,4-Dichlorobenzene	0.00095	U	0.00095	0.00021
78-93-3	2-Butanone (MEK)	0.0047	U	0.0047	0.00035
591-78-6	2-Hexanone	0.0047	U ~~* U~~	0.0047	0.0016
99-87-6	4-Isopropyltoluene	0.00095	U	0.00095	0.00028
108-10-1	4-Methyl-2-pentanone (MIBK)	0.0047	U	0.0047	0.0015
67-64-1	Acetone	0.0057	U	0.0057	0.0054
71-43-2	Benzene	0.00095	U	0.00095	0.00024
75-25-2	Bromoform	0.00095	~~U *~~ UJ	0.00095	0.00040
74-83-9	Bromomethane	0.0019	U	0.0019	0.00095
75-15-0	Carbon disulfide	0.00095	~~U *~~ U	0.00095	0.00025
56-23-5	Carbon tetrachloride	0.00095	~~U *~~ UJ	0.00095	0.00037
108-90-7	Chlorobenzene	0.00095	U	0.00095	0.00017
74-97-5	Chlorobromomethane	0.00095	U	0.00095	0.00027
124-48-1	Chlorodibromomethane	0.00095	~~U *~~ UJ	0.00095	0.00018
75-00-3	Chloroethane	0.00095	U	0.00095	0.00049
67-66-3	Chloroform	0.00095	U	0.00095	0.00092
74-87-3	Chloromethane	0.00095	U	0.00095	0.00041
156-59-2	cis-1,2-Dichloroethene	0.00095	U	0.00095	0.00034

FORM I
GC/MS VOA ORGANICS ANALYSIS DATA SHEET

Lab Name: Eurofins Edison | Job No.: 460-268165-1

SDG No.:

Client Sample ID: IRM-EX-010_4_20221026 | Lab Sample ID: 460-268249-2

Matrix: Solid | Lab File ID: K40048.D

Analysis Method: 8260D | Date Collected: 10/26/2022 07:55

Sample wt/vol: 5.94(g) | Date Analyzed: 11/01/2022 15:35

Soil Aliquot Vol: | Dilution Factor: 1

Soil Extract Vol.: | GC Column: Rtx-624 ID: 0.25(mm)

Purge Volume: 5.0(mL) | Heated Purge: (Y/N) Y pH:

% Moisture: 11.1 % Solids: 88.9 | Level: (low/med) Low

Analysis Batch No.: 875361 | Units: mg/Kg

CAS NO.	COMPOUND NAME	RESULT	Q	RL	MDL
10061-01-5	cis-1,3-Dichloropropene	0.00095	U	0.00095	0.00026
110-82-7	Cyclohexane	0.00095	U	0.00095	0.00021
75-27-4	Dichlorobromomethane	0.00095	U	0.00095	0.00024
75-71-8	Dichlorodifluoromethane	0.00095	U	0.00095	0.00032
100-41-4	Ethylbenzene	0.00095	U	0.00095	0.00019
106-93-4	Ethylene Dibromide	0.00095	U	0.00095	0.00017
98-82-8	Isopropylbenzene	0.00095	U	0.00095	0.00027
79-20-9	Methyl acetate	0.0047	U	0.0047	0.0041
1634-04-4	Methyl tert-butyl ether	0.00095	U	0.00095	0.00048
108-87-2	Methylcyclohexane	0.00095	U	0.00095	0.00047
75-09-2	Methylene Chloride	0.0019	U	0.0019	0.0011
179601-23-1	m-Xylene & p-Xylene	0.00095	U	0.00095	0.00016
91-20-3	Naphthalene	0.0014	U	0.0014	0.00039
104-51-8	n-Butylbenzene	0.00095	U	0.00095	0.00028
103-65-1	N-Propylbenzene	0.00095	U	0.00095	0.00017
95-47-6	o-Xylene	0.00095	U	0.00095	0.00018
135-98-8	sec-Butylbenzene	0.00095	U	0.00095	0.00027
100-42-5	Styrene	0.00095	U	0.00095	0.00026
98-06-6	tert-Butylbenzene	0.00095	U	0.00095	0.00026
127-18-4	Tetrachloroethene	0.00095	U	0.00095	0.00029
108-88-3	Toluene	0.00095	U	0.00095	0.00022
156-60-5	trans-1,2-Dichloroethene	0.00095	U	0.00095	0.00023
10061-02-6	trans-1,3-Dichloropropene	0.00095	U	0.00095	0.00025
79-01-6	Trichloroethene	0.00095	U	0.00095	0.00030
75-69-4	Trichlorofluoromethane	0.00095	U	0.00095	0.00038
75-01-4	Vinyl chloride	0.00095	U	0.00095	0.00052
1330-20-7	Xylenes, Total	0.0019	U	0.0019	0.00016

CAS NO.	SURROGATE	%REC	Q	LIMITS
17060-07-0	1,2-Dichloroethane-d4 (Surr)	102		72-145
460-00-4	4-Bromofluorobenzene	95		75-139
1868-53-7	Dibromofluoromethane (Surr)	108		73-139
2037-26-5	Toluene-d8 (Surr)	97		80-120

FORM I
GC/MS VOA ORGANICS ANALYSIS DATA SHEET

Lab Name: Eurofins Edison | Job No.: 460-268165-1

SDG No.:

Client Sample ID: IRM-EX-024_7.5_20221027 | Lab Sample ID: 460-268322-1

Matrix: Solid | Lab File ID: D00362.D

Analysis Method: 8260D | Date Collected: 10/27/2022 10:30

Sample wt/vol: 4.75(g) | Date Analyzed: 11/01/2022 01:23

Soil Aliquot Vol: | Dilution Factor: 1

Soil Extract Vol.: | GC Column: Rtx-624 ID: 0.25(mm)

Purge Volume: 5.0(mL) | Heated Purge: (Y/N) Y pH:

% Moisture: 4.5 % Solids: 95.5 | Level: (low/med) Low

Analysis Batch No.: 875285 | Units: mg/Kg

CAS NO.	COMPOUND NAME	RESULT	Q	RL	MDL
71-55-6	1,1,1-Trichloroethane	0.0011	U	0.0011	0.00026
79-34-5	1,1,2,2-Tetrachloroethane	0.0011	U	0.0011	0.00024
76-13-1	1,1,2-Trichloro-1,2,2-trifluoroethane	0.0011	U	0.0011	0.00033
79-00-5	1,1,2-Trichloroethane	0.0011	U	0.0011	0.00020
75-34-3	1,1-Dichloroethane	0.0011	U	0.0011	0.00023
75-35-4	1,1-Dichloroethene	0.0011	U	0.0011	0.00025
87-61-6	1,2,3-Trichlorobenzene	0.0011	U	0.0011	0.00020
120-82-1	1,2,4-Trichlorobenzene	0.0011	U	0.0011	0.00039
95-63-6	1,2,4-Trimethylbenzene	0.0011	U	0.0011	0.00027
96-12-8	1,2-Dibromo-3-Chloropropane	0.0011	U	0.0011	0.00051
95-50-1	1,2-Dichlorobenzene	0.0011	U	0.0011	0.00040
107-06-2	1,2-Dichloroethane	0.0011	U	0.0011	0.00033
78-87-5	1,2-Dichloropropane	0.0011	U	0.0011	0.00047
108-67-8	1,3,5-Trimethylbenzene	0.0011	U	0.0011	0.00035
541-73-1	1,3-Dichlorobenzene	0.0011	U	0.0011	0.00040
106-46-7	1,4-Dichlorobenzene	0.0011	U	0.0011	0.00025
78-93-3	2-Butanone (MEK)	0.0055	U	0.0055	0.00041
591-78-6	2-Hexanone	0.0055	U	0.0055	0.0019
99-87-6	4-Isopropyltoluene	0.0011	U	0.0011	0.00033
108-10-1	4-Methyl-2-pentanone (MIBK)	0.0055	U	0.0055	0.0017
67-64-1	Acetone	0.022		0.0066	0.0063
71-43-2	Benzene	0.0011	U	0.0011	0.00028
75-25-2	Bromoform	0.0011	U	0.0011	0.00047
74-83-9	Bromomethane	0.0022	U	0.0022	0.0011
75-15-0	Carbon disulfide	0.0011	U	0.0011	0.00029
56-23-5	Carbon tetrachloride	0.0011	U	0.0011	0.00043
108-90-7	Chlorobenzene	0.0011	U	0.0011	0.00020
74-97-5	Chlorobromomethane	0.0011	U	0.0011	0.00031
124-48-1	Chlorodibromomethane	0.0011	U	0.0011	0.00021
75-00-3	Chloroethane	0.0011	U	0.0011	0.00058
67-66-3	Chloroform	0.0011	U	0.0011	0.0011
74-87-3	Chloromethane	0.0011	U	0.0011	0.00048
156-59-2	cis-1,2-Dichloroethene	0.0011	U	0.0011	0.00039

FORM I
GC/MS VOA ORGANICS ANALYSIS DATA SHEET

Lab Name: Eurofins Edison | Job No.: 460-268165-1

SDG No.:

Client Sample ID: IRM-EX-024_7.5_20221027 | Lab Sample ID: 460-268322-1

Matrix: Solid | Lab File ID: D00362.D

Analysis Method: 8260D | Date Collected: 10/27/2022 10:30

Sample wt/vol: 4.75(g) | Date Analyzed: 11/01/2022 01:23

Soil Aliquot Vol: | Dilution Factor: 1

Soil Extract Vol.: | GC Column: Rtx-624 ID: 0.25(mm)

Purge Volume: 5.0(mL) | Heated Purge: (Y/N) Y pH:

% Moisture: 4.5 % Solids: 95.5 | Level: (low/med) Low

Analysis Batch No.: 875285 | Units: mg/Kg

CAS NO.	COMPOUND NAME	RESULT	Q	RL	MDL
10061-01-5	cis-1,3-Dichloropropene	0.0011	U	0.0011	0.00030
110-82-7	Cyclohexane	0.0011	U	0.0011	0.00024
75-27-4	Dichlorobromomethane	0.0011	U	0.0011	0.00028
75-71-8	Dichlorodifluoromethane	0.0011	U	0.0011	0.00037
100-41-4	Ethylbenzene	0.0011	U	0.0011	0.00022
106-93-4	Ethylene Dibromide	0.0011	U	0.0011	0.00020
98-82-8	Isopropylbenzene	0.0011	U	0.0011	0.00031
79-20-9	Methyl acetate	0.0055	U	0.0055	0.0047
1634-04-4	Methyl tert-butyl ether	0.0011	U	0.0011	0.00056
108-87-2	Methylcyclohexane	0.0011	U	0.0011	0.00055
75-09-2	Methylene Chloride	0.0022	U	0.0022	0.0013
179601-23-1	m-Xylene & p-Xylene	0.0011	U	0.0011	0.00019
91-20-3	Naphthalene	0.0017	U	0.0017	0.00045
104-51-8	n-Butylbenzene	0.0011	U	0.0011	0.00032
103-65-1	N-Propylbenzene	0.0011	U	0.0011	0.00019
95-47-6	o-Xylene	0.0011	U	0.0011	0.00021
135-98-8	sec-Butylbenzene	0.0011	U	0.0011	0.00032
100-42-5	Styrene	0.0011	U	0.0011	0.00031
98-06-6	tert-Butylbenzene	0.0011	U	0.0011	0.00030
127-18-4	Tetrachloroethene	0.0011	U	0.0011	0.00034
108-88-3	Toluene	0.0011	U	0.0011	0.00026
156-60-5	trans-1,2-Dichloroethene	0.0011	U	0.0011	0.00027
10061-02-6	trans-1,3-Dichloropropene	0.0011	U	0.0011	0.00029
79-01-6	Trichloroethene	0.0011	U	0.0011	0.00035
75-69-4	Trichlorofluoromethane	0.0011	U	0.0011	0.00045
75-01-4	Vinyl chloride	0.0011	U	0.0011	0.00060
1330-20-7	Xylenes, Total	0.0022	U	0.0022	0.00019

CAS NO.	SURROGATE	%REC	Q	LIMITS
17060-07-0	1,2-Dichloroethane-d4 (Surr)	105		72-145
460-00-4	4-Bromofluorobenzene	105		75-139
1868-53-7	Dibromofluoromethane (Surr)	112		73-139
2037-26-5	Toluene-d8 (Surr)	97		80-120

FORM I
GC/MS VOA ORGANICS ANALYSIS DATA SHEET

Lab Name: Eurofins Edison | Job No.: 460-268165-1

SDG No.:

Client Sample ID: IRM-EX-025_7.5_20221027 | Lab Sample ID: 460-268322-2

Matrix: Solid | Lab File ID: D00363.D

Analysis Method: 8260D | Date Collected: 10/27/2022 10:40

Sample wt/vol: 4.39(g) | Date Analyzed: 11/01/2022 01:45

Soil Aliquot Vol: | Dilution Factor: 1

Soil Extract Vol.: | GC Column: Rtx-624 ID: 0.25(mm)

Purge Volume: 5.0(mL) | Heated Purge: (Y/N) Y pH:

% Moisture: 5.9 % Solids: 94.1 | Level: (low/med) Low

Analysis Batch No.: 875285 | Units: mg/Kg

CAS NO.	COMPOUND NAME	RESULT	Q	RL	MDL
71-55-6	1,1,1-Trichloroethane	0.0012	U	0.0012	0.00028
79-34-5	1,1,2,2-Tetrachloroethane	0.0012	~~U~~ UJ	0.0012	0.00026
76-13-1	1,1,2-Trichloro-1,2,2-trifluoroethane	0.0012	U	0.0012	0.00036
79-00-5	1,1,2-Trichloroethane	0.0012	~~U~~ UJ	0.0012	0.00022
75-34-3	1,1-Dichloroethane	0.0012	U	0.0012	0.00025
75-35-4	1,1-Dichloroethene	0.0012	U	0.0012	0.00027
87-61-6	1,2,3-Trichlorobenzene	0.0012	U	0.0012	0.00022
120-82-1	1,2,4-Trichlorobenzene	0.0012	~~U~~ UJ	0.0012	0.00043
95-63-6	1,2,4-Trimethylbenzene	0.0012	~~U~~ UJ	0.0012	0.00030
96-12-8	1,2-Dibromo-3-Chloropropane	0.0012	U	0.0012	0.00056
95-50-1	1,2-Dichlorobenzene	0.0012	~~U~~ UJ	0.0012	0.00044
107-06-2	1,2-Dichloroethane	0.0012	U	0.0012	0.00036
78-87-5	1,2-Dichloropropane	0.0012	U	0.0012	0.00051
108-67-8	1,3,5-Trimethylbenzene	0.0012	~~U~~ UJ	0.0012	0.00038
541-73-1	1,3-Dichlorobenzene	0.0012	~~U~~ UJ	0.0012	0.00044
106-46-7	1,4-Dichlorobenzene	0.0012	~~U~~ UJ	0.0012	0.00027
78-93-3	2-Butanone (MEK)	0.0061	U	0.0061	0.00045
591-78-6	2-Hexanone	0.0061	U	0.0061	0.0021
99-87-6	4-Isopropyltoluene	0.0012	~~U~~ UJ	0.0012	0.00036
108-10-1	4-Methyl-2-pentanone (MIBK)	0.0061	U	0.0061	0.0019
67-64-1	Acetone	0.0073	U	0.0073	0.0069
71-43-2	Benzene	0.0012	~~U~~ UJ	0.0012	0.00031
75-25-2	Bromoform	0.0012	~~U~~ UJ	0.0012	0.00051
74-83-9	Bromomethane	0.0024	U	0.0024	0.0012
75-15-0	Carbon disulfide	0.0012	~~U~~ UJ	0.0012	0.00032
56-23-5	Carbon tetrachloride	0.0012	U	0.0012	0.00047
108-90-7	Chlorobenzene	0.0012	~~U~~ UJ	0.0012	0.00021
74-97-5	Chlorobromomethane	0.0012	U	0.0012	0.00034
124-48-1	Chlorodibromomethane	0.0012	~~U~~ UJ	0.0012	0.00023
75-00-3	Chloroethane	0.0012	U	0.0012	0.00063
67-66-3	Chloroform	0.0012	U	0.0012	0.0012
74-87-3	Chloromethane	0.0012	U	0.0012	0.00053
156-59-2	cis-1,2-Dichloroethene	0.0012	U	0.0012	0.00043

FORM I
GC/MS VOA ORGANICS ANALYSIS DATA SHEET

Lab Name: Eurofins Edison | Job No.: 460-268165-1

SDG No.:

Client Sample ID: IRM-EX-025_7.5_20221027 | Lab Sample ID: 460-268322-2

Matrix: Solid | Lab File ID: D00363.D

Analysis Method: 8260D | Date Collected: 10/27/2022 10:40

Sample wt/vol: 4.39(g) | Date Analyzed: 11/01/2022 01:45

Soil Aliquot Vol: | Dilution Factor: 1

Soil Extract Vol.: | GC Column: Rtx-624 ID: 0.25(mm)

Purge Volume: 5.0(mL) | Heated Purge: (Y/N) Y pH:

% Moisture: 5.9 % Solids: 94.1 | Level: (low/med) Low

Analysis Batch No.: 875285 | Units: mg/Kg

CAS NO.	COMPOUND NAME	RESULT	Q	RL	MDL
10061-01-5	cis-1,3-Dichloropropene	0.0012	~~U~~ UJ	0.0012	0.00033
110-82-7	Cyclohexane	0.0012	U	0.0012	0.00027
75-27-4	Dichlorobromomethane	0.0012	U	0.0012	0.00031
75-71-8	Dichlorodifluoromethane	0.0012	U	0.0012	0.00041
100-41-4	Ethylbenzene	0.0012	~~U~~ UJ	0.0012	0.00024
106-93-4	Ethylene Dibromide	0.0012	~~U~~ UJ	0.0012	0.00022
98-82-8	Isopropylbenzene	0.0012	~~U~~ UJ	0.0012	0.00034
79-20-9	Methyl acetate	0.0061	U	0.0061	0.0052
1634-04-4	Methyl tert-butyl ether	0.0012	U	0.0012	0.00062
108-87-2	Methylcyclohexane	0.0012	U	0.0012	0.00060
75-09-2	Methylene Chloride	0.0024	U	0.0024	0.0014
179601-23-1	m-Xylene & p-Xylene	0.0012	~~U~~ UJ	0.0012	0.00021
91-20-3	Naphthalene	0.0018	~~U~~ UJ	0.0018	0.00050
104-51-8	n-Butylbenzene	0.0012	~~U~~ UJ	0.0012	0.00036
103-65-1	N-Propylbenzene	0.0012	~~U~~ UJ	0.0012	0.00021
95-47-6	o-Xylene	0.0012	~~U~~ UJ	0.0012	0.00023
135-98-8	sec-Butylbenzene	0.0012	~~U~~ UJ	0.0012	0.00035
100-42-5	Styrene	0.0012	~~U~~ UJ	0.0012	0.00034
98-06-6	tert-Butylbenzene	0.0012	~~U~~ UJ	0.0012	0.00033
127-18-4	Tetrachloroethene	0.0012	~~U~~ UJ	0.0012	0.00037
108-88-3	Toluene	0.0012	~~U~~ UJ	0.0012	0.00028
156-60-5	trans-1,2-Dichloroethene	0.0012	U	0.0012	0.00030
10061-02-6	trans-1,3-Dichloropropene	0.0012	~~U~~ UJ	0.0012	0.00032
79-01-6	Trichloroethene	0.0012	U	0.0012	0.00039
75-69-4	Trichlorofluoromethane	0.0012	U	0.0012	0.00049
75-01-4	Vinyl chloride	0.0012	U	0.0012	0.00066
1330-20-7	Xylenes, Total	0.0024	~~U~~ UJ	0.0024	0.00021

CAS NO.	SURROGATE	%REC	Q	LIMITS
17060-07-0	1,2-Dichloroethane-d4 (Surr)	106		72-145
460-00-4	4-Bromofluorobenzene	105		75-139
1868-53-7	Dibromofluoromethane (Surr)	114		73-139
2037-26-5	Toluene-d8 (Surr)	99		80-120

1/14/2015

FORM I
GC/MS VOA ORGANICS ANALYSIS DATA SHEET

Lab Name: Eurofins Edison Job No.: 460-268165-1

SDG No.:

Client Sample ID: IRM-EX-X02_20221027 Lab Sample ID: 460-268322-3

Matrix: Solid IRM-EX-025_7.5_20221027 Lab File ID: D00364.D

Analysis Method: 8260D Date Collected: 10/27/2022 10:50

Sample wt/vol: 4.64(g) Date Analyzed: 11/01/2022 02:08

Soil Aliquot Vol: Dilution Factor: 1

Soil Extract Vol.: GC Column: Rtx-624 ID: 0.25(mm)

Purge Volume: 5.0(mL) Heated Purge: (Y/N) Y pH:

% Moisture: 3.0 % Solids: 97.0 Level: (low/med) Low

Analysis Batch No.: 875285 Units: mg/Kg

CAS NO.	COMPOUND NAME	RESULT	Q	RL	MDL
71-55-6	1,1,1-Trichloroethane	0.0011	U	0.0011	0.00026
79-34-5	1,1,2,2-Tetrachloroethane	0.0011	~~U~~ UJ	0.0011	0.00024
76-13-1	1,1,2-Trichloro-1,2,2-trifluoroethane	0.0011	U	0.0011	0.00033
79-00-5	1,1,2-Trichloroethane	0.0011	~~U~~ UJ	0.0011	0.00020
75-34-3	1,1-Dichloroethane	0.0011	U	0.0011	0.00023
75-35-4	1,1-Dichloroethene	0.0011	U	0.0011	0.00025
87-61-6	1,2,3-Trichlorobenzene	0.0011	U	0.0011	0.00020
120-82-1	1,2,4-Trichlorobenzene	0.0011	~~U~~ UJ	0.0011	0.00040
95-63-6	1,2,4-Trimethylbenzene	0.0011	~~U~~ UJ	0.0011	0.00027
96-12-8	1,2-Dibromo-3-Chloropropane	0.0011	U	0.0011	0.00051
95-50-1	1,2-Dichlorobenzene	0.0011	~~U~~ UJ	0.0011	0.00040
107-06-2	1,2-Dichloroethane	0.0011	U	0.0011	0.00033
78-87-5	1,2-Dichloropropane	0.0011	U	0.0011	0.00047
108-67-8	1,3,5-Trimethylbenzene	0.0011	~~U~~ UJ	0.0011	0.00035
541-73-1	1,3-Dichlorobenzene	0.0011	~~U~~ UJ	0.0011	0.00041
106-46-7	1,4-Dichlorobenzene	0.0011	~~U~~ UJ	0.0011	0.00025
78-93-3	2-Butanone (MEK)	0.0056	U	0.0056	0.00041
591-78-6	2-Hexanone	0.0056	U	0.0056	0.0019
99-87-6	4-Isopropyltoluene	0.0011	~~U~~ UJ	0.0011	0.00033
108-10-1	4-Methyl-2-pentanone (MIBK)	0.0056	U	0.0056	0.0017
67-64-1	Acetone	0.0067	U	0.0067	0.0064
71-43-2	Benzene	0.0011	~~U~~ UJ	0.0011	0.00029
75-25-2	Bromoform	0.0011	~~U~~ UJ	0.0011	0.00047
74-83-9	Bromomethane	0.0022	U	0.0022	0.0011
75-15-0	Carbon disulfide	0.0011	~~U~~ UJ	0.0011	0.00030
56-23-5	Carbon tetrachloride	0.0011	U	0.0011	0.00043
108-90-7	Chlorobenzene	0.0011	~~U~~ UJ	0.0011	0.00020
74-97-5	Chlorobromomethane	0.0011	U	0.0011	0.00031
124-48-1	Chlorodibromomethane	0.0011	~~U~~ UJ	0.0011	0.00022
75-00-3	Chloroethane	0.0011	U	0.0011	0.00058
67-66-3	Chloroform	0.0011	U	0.0011	0.0011
74-87-3	Chloromethane	0.0011	U	0.0011	0.00048
156-59-2	cis-1,2-Dichloroethene	0.0011	U	0.0011	0.00040

FORM I
GC/MS VOA ORGANICS ANALYSIS DATA SHEET

Lab Name: Eurofins Edison | Job No.: 460-268165-1

SDG No.:

Client Sample ID: IRM-EX-X02_20221027 | Lab Sample ID: 460-268322-3

Matrix: Solid IRM-EX-025_7.5_20221027 | Lab File ID: D00364.D

Analysis Method: 8260D | Date Collected: 10/27/2022 10:50

Sample wt/vol: 4.64(g) | Date Analyzed: 11/01/2022 02:08

Soil Aliquot Vol: | Dilution Factor: 1

Soil Extract Vol.: | GC Column: Rtx-624 ID: 0.25(mm)

Purge Volume: 5.0(mL) | Heated Purge: (Y/N) Y pH:

% Moisture: 3.0 % Solids: 97.0 | Level: (low/med) Low

Analysis Batch No.: 875285 | Units: mg/Kg

CAS NO.	COMPOUND NAME	RESULT	Q	RL	MDL
10061-01-5	cis-1,3-Dichloropropene	0.0011	~~U~~ UJ	0.0011	0.00030
110-82-7	Cyclohexane	0.0011	U	0.0011	0.00025
75-27-4	Dichlorobromomethane	0.0011	U	0.0011	0.00029
75-71-8	Dichlorodifluoromethane	0.0011	U	0.0011	0.00038
100-41-4	Ethylbenzene	0.0011	~~U~~ UJ	0.0011	0.00022
106-93-4	Ethylene Dibromide	0.0011	~~U~~ UJ	0.0011	0.00020
98-82-8	Isopropylbenzene	0.0011	~~U~~ UJ	0.0011	0.00032
79-20-9	Methyl acetate	0.0056	U	0.0056	0.0048
1634-04-4	Methyl tert-butyl ether	0.0011	U	0.0011	0.00057
108-87-2	Methylcyclohexane	0.0011	U	0.0011	0.00055
75-09-2	Methylene Chloride	0.0022	U	0.0022	0.0013
179601-23-1	m-Xylene & p-Xylene	0.0011	~~U~~ UJ	0.0011	0.00019
91-20-3	Naphthalene	0.0017	~~U~~ UJ	0.0017	0.00046
104-51-8	n-Butylbenzene	0.0011	~~U~~ UJ	0.0011	0.00033
103-65-1	N-Propylbenzene	0.0011	~~U~~ UJ	0.0011	0.00019
95-47-6	o-Xylene	0.0011	~~U~~ UJ	0.0011	0.00022
135-98-8	sec-Butylbenzene	0.0011	~~U~~ UJ	0.0011	0.00032
100-42-5	Styrene	0.0011	~~U~~ UJ	0.0011	0.00031
98-06-6	tert-Butylbenzene	0.0011	~~U~~ UJ	0.0011	0.00031
127-18-4	Tetrachloroethene	0.0011	~~U~~ UJ	0.0011	0.00034
108-88-3	Toluene	0.0011	~~U~~ UJ	0.0011	0.00026
156-60-5	trans-1,2-Dichloroethene	0.0011	U	0.0011	0.00027
10061-02-6	trans-1,3-Dichloropropene	0.0011	~~U~~ UJ	0.0011	0.00030
79-01-6	Trichloroethene	0.0011	U	0.0011	0.00036
75-69-4	Trichlorofluoromethane	0.0011	U	0.0011	0.00045
75-01-4	Vinyl chloride	0.0011	U	0.0011	0.00061
1330-20-7	Xylenes, Total	0.0022	~~U~~ UJ	0.0022	0.00019

CAS NO.	SURROGATE	%REC	Q	LIMITS
17060-07-0	1,2-Dichloroethane-d4 (Surr)	106		72-145
460-00-4	4-Bromofluorobenzene	105		75-139
1868-53-7	Dibromofluoromethane (Surr)	115		73-139
2037-26-5	Toluene-d8 (Surr)	95		80-120

FORM I
GC/MS VOA ORGANICS ANALYSIS DATA SHEET

Lab Name: Eurofins Edison | Job No.: 460-268165-1

SDG No.:

Client Sample ID: IRM-EX-029_7.5_20221027 | Lab Sample ID: 460-268322-4

Matrix: Solid | Lab File ID: D00365.D

Analysis Method: 8260D | Date Collected: 10/27/2022 11:55

Sample wt/vol: 3.99(g) | Date Analyzed: 11/01/2022 02:30

Soil Aliquot Vol: | Dilution Factor: 1

Soil Extract Vol.: | GC Column: Rtx-624 ID: 0.25(mm)

Purge Volume: 5.0(mL) | Heated Purge: (Y/N) Y pH:

% Moisture: 4.2 % Solids: 95.8 | Level: (low/med) Low

Analysis Batch No.: 875285 | Units: mg/Kg

CAS NO.	COMPOUND NAME	RESULT	Q	RL	MDL
71-55-6	1,1,1-Trichloroethane	0.0013	U	0.0013	0.00030
79-34-5	1,1,2,2-Tetrachloroethane	0.0013	U	0.0013	0.00028
76-13-1	1,1,2-Trichloro-1,2,2-trifluoroethane	0.0013	U	0.0013	0.00039
79-00-5	1,1,2-Trichloroethane	0.0013	U	0.0013	0.00023
75-34-3	1,1-Dichloroethane	0.0013	U	0.0013	0.00027
75-35-4	1,1-Dichloroethene	0.0013	U	0.0013	0.00029
87-61-6	1,2,3-Trichlorobenzene	0.0013	U	0.0013	0.00024
120-82-1	1,2,4-Trichlorobenzene	0.0013	U	0.0013	0.00047
95-63-6	1,2,4-Trimethylbenzene	0.0013	U	0.0013	0.00032
96-12-8	1,2-Dibromo-3-Chloropropane	0.0013	U	0.0013	0.00060
95-50-1	1,2-Dichlorobenzene	0.0013	U	0.0013	0.00047
107-06-2	1,2-Dichloroethane	0.0013	U	0.0013	0.00039
78-87-5	1,2-Dichloropropane	0.0013	U	0.0013	0.00055
108-67-8	1,3,5-Trimethylbenzene	0.0013	U	0.0013	0.00041
541-73-1	1,3-Dichlorobenzene	0.0013	U	0.0013	0.00048
106-46-7	1,4-Dichlorobenzene	0.0013	U	0.0013	0.00029
78-93-3	2-Butanone (MEK)	0.0065	U	0.0065	0.00048
591-78-6	2-Hexanone	0.0065	U	0.0065	0.0022
99-87-6	4-Isopropyltoluene	0.0013	U	0.0013	0.00039
108-10-1	4-Methyl-2-pentanone (MIBK)	0.0065	U	0.0065	0.0020
67-64-1	Acetone	0.0078	U	0.0078	0.0075
71-43-2	Benzene	0.0013	U	0.0013	0.00034
75-25-2	Bromoform	0.0013	U	0.0013	0.00056
74-83-9	Bromomethane	0.0026	U	0.0026	0.0013
75-15-0	Carbon disulfide	0.0013	U	0.0013	0.00035
56-23-5	Carbon tetrachloride	0.0013	U	0.0013	0.00051
108-90-7	Chlorobenzene	0.0013	U	0.0013	0.00023
74-97-5	Chlorobromomethane	0.0013	U	0.0013	0.00037
124-48-1	Chlorodibromomethane	0.0013	U	0.0013	0.00025
75-00-3	Chloroethane	0.0013	U	0.0013	0.00068
67-66-3	Chloroform	0.0013	U	0.0013	0.0013
74-87-3	Chloromethane	0.0013	U	0.0013	0.00057
156-59-2	cis-1,2-Dichloroethene	0.0013	U	0.0013	0.00047

FORM I
GC/MS VOA ORGANICS ANALYSIS DATA SHEET

Lab Name: Eurofins Edison | Job No.: 460-268165-1

SDG No.:

Client Sample ID: IRM-EX-029_7.5_20221027 | Lab Sample ID: 460-268322-4

Matrix: Solid | Lab File ID: D00365.D

Analysis Method: 8260D | Date Collected: 10/27/2022 11:55

Sample wt/vol: 3.99(g) | Date Analyzed: 11/01/2022 02:30

Soil Aliquot Vol: | Dilution Factor: 1

Soil Extract Vol.: | GC Column: Rtx-624 ID: 0.25(mm)

Purge Volume: 5.0(mL) | Heated Purge: (Y/N) Y pH:

% Moisture: 4.2 % Solids: 95.8 | Level: (low/med) Low

Analysis Batch No.: 875285 | Units: mg/Kg

CAS NO.	COMPOUND NAME	RESULT	Q	RL	MDL
10061-01-5	cis-1,3-Dichloropropene	0.0013	U	0.0013	0.00036
110-82-7	Cyclohexane	0.0013	U	0.0013	0.00029
75-27-4	Dichlorobromomethane	0.0013	U	0.0013	0.00034
75-71-8	Dichlorodifluoromethane	0.0013	U	0.0013	0.00044
100-41-4	Ethylbenzene	0.0013	U	0.0013	0.00026
106-93-4	Ethylene Dibromide	0.0013	U	0.0013	0.00024
98-82-8	Isopropylbenzene	0.0013	U	0.0013	0.00037
79-20-9	Methyl acetate	0.0065	U	0.0065	0.0056
1634-04-4	Methyl tert-butyl ether	0.0013	U	0.0013	0.00067
108-87-2	Methylcyclohexane	0.0013	U	0.0013	0.00065
75-09-2	Methylene Chloride	0.0026	U	0.0026	0.0015
179601-23-1	m-Xylene & p-Xylene	0.0013	U	0.0013	0.00023
91-20-3	Naphthalene	0.0020	U	0.0020	0.00054
104-51-8	n-Butylbenzene	0.0013	U	0.0013	0.00038
103-65-1	N-Propylbenzene	0.0013	U	0.0013	0.00023
95-47-6	o-Xylene	0.0013	U	0.0013	0.00025
135-98-8	sec-Butylbenzene	0.0013	U	0.0013	0.00038
100-42-5	Styrene	0.0013	U	0.0013	0.00036
98-06-6	tert-Butylbenzene	0.0013	U	0.0013	0.00036
127-18-4	Tetrachloroethene	0.0013	U	0.0013	0.00040
108-88-3	Toluene	0.0013	U	0.0013	0.00031
156-60-5	trans-1,2-Dichloroethene	0.0013	U	0.0013	0.00032
10061-02-6	trans-1,3-Dichloropropene	0.0013	U	0.0013	0.00035
79-01-6	Trichloroethene	0.0013	U	0.0013	0.00042
75-69-4	Trichlorofluoromethane	0.0013	U	0.0013	0.00053
75-01-4	Vinyl chloride	0.0013	U	0.0013	0.00071
1330-20-7	Xylenes, Total	0.0026	U	0.0026	0.00023

CAS NO.	SURROGATE	%REC	Q	LIMITS
17060-07-0	1,2-Dichloroethane-d4 (Surr)	106		72-145
460-00-4	4-Bromofluorobenzene	105		75-139
1868-53-7	Dibromofluoromethane (Surr)	115		73-139
2037-26-5	Toluene-d8 (Surr)	100		80-120

FORM I
GC/MS VOA ORGANICS ANALYSIS DATA SHEET

Lab Name: Eurofins Edison | Job No.: 460-268165-1
SDG No.:
Client Sample ID: IRM-FB-S-02_20221027 | Lab Sample ID: 460-268322-5
Matrix: Water | Lab File ID: V27309.D
Analysis Method: 8260D | Date Collected: 10/27/2022 13:20
Sample wt/vol: 5(mL) | Date Analyzed: 10/30/2022 06:49
Soil Aliquot Vol: | Dilution Factor: 1
Soil Extract Vol.: | GC Column: Rtx-624 ID: 0.25(mm)
Purge Volume: 5.0(mL) | Heated Purge: (Y/N) N pH:
% Moisture: % Solids: | Level: (low/med) Low
Analysis Batch No.: 874964 | Units: ug/L

CAS NO.	COMPOUND NAME	RESULT	Q	RL	MDL
71-55-6	1,1,1-Trichloroethane	1.0	U	1.0	0.24
79-34-5	1,1,2,2-Tetrachloroethane	1.0	U	1.0	0.37
76-13-1	1,1,2-Trichloro-1,2,2-trifluoroethane	1.0	U	1.0	0.31
79-00-5	1,1,2-Trichloroethane	1.0	U	1.0	0.20
75-34-3	1,1-Dichloroethane	1.0	U	1.0	0.26
75-35-4	1,1-Dichloroethene	1.0	U	1.0	0.26
87-61-6	1,2,3-Trichlorobenzene	1.0	U	1.0	0.36
120-82-1	1,2,4-Trichlorobenzene	1.0	U	1.0	0.37
95-63-6	1,2,4-Trimethylbenzene	1.0	U	1.0	0.37
96-12-8	1,2-Dibromo-3-Chloropropane	1.0	U	1.0	0.38
95-50-1	1,2-Dichlorobenzene	1.0	U	1.0	0.21
107-06-2	1,2-Dichloroethane	1.0	U	1.0	0.43
78-87-5	1,2-Dichloropropane	1.0	U	1.0	0.35
108-67-8	1,3,5-Trimethylbenzene	1.0	U	1.0	0.33
541-73-1	1,3-Dichlorobenzene	1.0	U	1.0	0.34
106-46-7	1,4-Dichlorobenzene	1.0	U	1.0	0.33
78-93-3	2-Butanone (MEK)	5.0	U	5.0	1.9
591-78-6	2-Hexanone	5.0	U	5.0	1.1
99-87-6	4-Isopropyltoluene	1.0	U	1.0	0.37
108-10-1	4-Methyl-2-pentanone (MIBK)	5.0	U	5.0	1.3
67-64-1	Acetone	5.0	U-* U	5.0	4.4
71-43-2	Benzene	1.0	U	1.0	0.20
75-25-2	Bromoform	1.0	U	1.0	0.54
74-83-9	Bromomethane	1.0	U	1.0	0.55
75-15-0	Carbon disulfide	1.0	U	1.0	0.82
56-23-5	Carbon tetrachloride	1.0	U	1.0	0.21
108-90-7	Chlorobenzene	1.0	U	1.0	0.38
74-97-5	Chlorobromomethane	1.0	U-* U J	1.0	0.41
124-48-1	Chlorodibromomethane	1.0	U	1.0	0.28
75-00-3	Chloroethane	1.0	U	1.0	0.32
67-66-3	Chloroform	1.0	U	1.0	0.33
74-87-3	Chloromethane	1.0	U	1.0	0.40
156-59-2	cis-1,2-Dichloroethene	1.0	U	1.0	0.22

JW Bs 11/4/2022

FORM I
GC/MS VOA ORGANICS ANALYSIS DATA SHEET

Lab Name: Eurofins Edison | Job No.: 460-268165-1

SDG No.:

Client Sample ID: IRM-FB-S-02_20221027 | Lab Sample ID: 460-268322-5

Matrix: Water | Lab File ID: V27309.D

Analysis Method: 8260D | Date Collected: 10/27/2022 13:20

Sample wt/vol: 5(mL) | Date Analyzed: 10/30/2022 06:49

Soil Aliquot Vol: | Dilution Factor: 1

Soil Extract Vol.: | GC Column: Rtx-624 ID: 0.25(mm)

Purge Volume: 5.0(mL) | Heated Purge: (Y/N) N pH:

% Moisture: % Solids: | Level: (low/med) Low

Analysis Batch No.: 874964 | Units: ug/L

CAS NO.	COMPOUND NAME	RESULT	Q	RL	MDL
10061-01-5	cis-1,3-Dichloropropene	1.0	U	1.0	0.22
110-82-7	Cyclohexane	1.0	U	1.0	0.32
75-27-4	Dichlorobromomethane	1.0	U	1.0	0.34
75-71-8	Dichlorodifluoromethane	1.0	U	1.0	0.31
100-41-4	Ethylbenzene	1.0	U	1.0	0.30
106-93-4	Ethylene Dibromide	1.0	U	1.0	0.50
98-82-8	Isopropylbenzene	1.0	U	1.0	0.34
79-20-9	Methyl acetate	5.0	U	5.0	0.79
1634-04-4	Methyl tert-butyl ether	1.0	U	1.0	0.22
108-87-2	Methylcyclohexane	1.0	U	1.0	0.71
75-09-2	Methylene Chloride	0.57	J	1.0	0.32
179601-23-1	m-Xylene & p-Xylene	1.0	U	1.0	0.30
91-20-3	Naphthalene	1.0	U	1.0	0.88
104-51-8	n-Butylbenzene	1.0	U	1.0	0.32
103-65-1	N-Propylbenzene	1.0	U	1.0	0.32
95-47-6	o-Xylene	1.0	U	1.0	0.36
135-98-8	sec-Butylbenzene	1.0	U	1.0	0.37
100-42-5	Styrene	1.0	U	1.0	0.42
98-06-6	tert-Butylbenzene	1.0	U	1.0	0.34
127-18-4	Tetrachloroethene	1.0	U	1.0	0.25
108-88-3	Toluene	1.0	U	1.0	0.38
156-60-5	trans-1,2-Dichloroethene	1.0	U	1.0	0.24
10061-02-6	trans-1,3-Dichloropropene	1.0	U	1.0	0.22
79-01-6	Trichloroethene	1.0	U	1.0	0.31
75-69-4	Trichlorofluoromethane	1.0	U	1.0	0.32
75-01-4	Vinyl chloride	1.0	U	1.0	0.17
1330-20-7	Xylenes, Total	2.0	U	2.0	0.65

CAS NO.	SURROGATE	%REC	Q	LIMITS
17060-07-0	1,2-Dichloroethane-d4 (Surr)	105		70-128
460-00-4	4-Bromofluorobenzene	115		76-120
1868-53-7	Dibromofluoromethane (Surr)	124		77-124
2037-26-5	Toluene-d8 (Surr)	95		80-120

FORM I
GC/MS VOA ORGANICS ANALYSIS DATA SHEET

Lab Name: Eurofins Edison | Job No.: 460-268165-1

SDG No.:

Client Sample ID: IRM-TB-02_20221027 | Lab Sample ID: 460-268322-6

Matrix: Water | Lab File ID: V27305.D

Analysis Method: 8260D | Date Collected: 10/27/2022 00:00

Sample wt/vol: 5(mL) | Date Analyzed: 10/30/2022 05:23

Soil Aliquot Vol: | Dilution Factor: 1

Soil Extract Vol.: | GC Column: Rtx-624 ID: 0.25(mm)

Purge Volume: 5.0(mL) | Heated Purge: (Y/N) N pH:

% Moisture: % Solids: | Level: (low/med) Low

Analysis Batch No.: 874964 | Units: ug/L

CAS NO.	COMPOUND NAME	RESULT	Q	RL	MDL
71-55-6	1,1,1-Trichloroethane	1.0	U	1.0	0.24
79-34-5	1,1,2,2-Tetrachloroethane	1.0	U	1.0	0.37
76-13-1	1,1,2-Trichloro-1,2,2-trifluoroethane	1.0	U	1.0	0.31
79-00-5	1,1,2-Trichloroethane	1.0	U	1.0	0.20
75-34-3	1,1-Dichloroethane	1.0	U	1.0	0.26
75-35-4	1,1-Dichloroethene	1.0	U	1.0	0.26
87-61-6	1,2,3-Trichlorobenzene	1.0	U	1.0	0.36
120-82-1	1,2,4-Trichlorobenzene	1.0	U	1.0	0.37
95-63-6	1,2,4-Trimethylbenzene	1.0	U	1.0	0.37
96-12-8	1,2-Dibromo-3-Chloropropane	1.0	U	1.0	0.38
95-50-1	1,2-Dichlorobenzene	1.0	U	1.0	0.21
107-06-2	1,2-Dichloroethane	1.0	U	1.0	0.43
78-87-5	1,2-Dichloropropane	1.0	U	1.0	0.35
108-67-8	1,3,5-Trimethylbenzene	1.0	U	1.0	0.33
541-73-1	1,3-Dichlorobenzene	1.0	U	1.0	0.34
106-46-7	1,4-Dichlorobenzene	1.0	U	1.0	0.33
78-93-3	2-Butanone (MEK)	5.0	U	5.0	1.9
591-78-6	2-Hexanone	5.0	U	5.0	1.1
99-87-6	4-Isopropyltoluene	1.0	U	1.0	0.37
108-10-1	4-Methyl-2-pentanone (MIBK)	5.0	U	5.0	1.3
67-64-1	Acetone	5.0	~~U~~ J	5.0	4.4
71-43-2	Benzene	1.0	U	1.0	0.20
75-25-2	Bromoform	1.0	U	1.0	0.54
74-83-9	Bromomethane	1.0	U	1.0	0.55
75-15-0	Carbon disulfide	1.0	U	1.0	0.82
56-23-5	Carbon tetrachloride	1.0	U	1.0	0.21
108-90-7	Chlorobenzene	1.0	U	1.0	0.38
74-97-5	Chlorobromomethane	1.0	~~U~~ UJ	1.0	0.41
124-48-1	Chlorodibromomethane	1.0	U	1.0	0.28
75-00-3	Chloroethane	1.0	U	1.0	0.32
67-66-3	Chloroform	1.0	U	1.0	0.33
74-87-3	Chloromethane	1.0	U	1.0	0.40
156-59-2	cis-1,2-Dichloroethene	1.0	U	1.0	0.22

1/14/2025

FORM I
GC/MS VOA ORGANICS ANALYSIS DATA SHEET

Lab Name: Eurofins Edison | Job No.: 460-268165-1
SDG No.:
Client Sample ID: IRM-TB-02_20221027 | Lab Sample ID: 460-268322-6
Matrix: Water | Lab File ID: V27305.D
Analysis Method: 8260D | Date Collected: 10/27/2022 00:00
Sample wt/vol: 5(mL) | Date Analyzed: 10/30/2022 05:23
Soil Aliquot Vol: | Dilution Factor: 1
Soil Extract Vol.: | GC Column: Rtx-624 ID: 0.25(mm)
Purge Volume: 5.0(mL) | Heated Purge: (Y/N) N pH:
% Moisture: % Solids: | Level: (low/med) Low
Analysis Batch No.: 874964 | Units: ug/L

CAS NO.	COMPOUND NAME	RESULT	Q	RL	MDL
10061-01-5	cis-1,3-Dichloropropene	1.0	U	1.0	0.22
110-82-7	Cyclohexane	1.0	U	1.0	0.32
75-27-4	Dichlorobromomethane	1.0	U	1.0	0.34
75-71-8	Dichlorodifluoromethane	1.0	U	1.0	0.31
100-41-4	Ethylbenzene	1.0	U	1.0	0.30
106-93-4	Ethylene Dibromide	1.0	U	1.0	0.50
98-82-8	Isopropylbenzene	1.0	U	1.0	0.34
79-20-9	Methyl acetate	5.0	U	5.0	0.79
1634-04-4	Methyl tert-butyl ether	1.0	U	1.0	0.22
108-87-2	Methylcyclohexane	1.0	U	1.0	0.71
75-09-2	Methylene Chloride	1.0	U	1.0	0.32
179601-23-1	m-Xylene & p-Xylene	1.0	U	1.0	0.30
91-20-3	Naphthalene	1.0	U	1.0	0.88
104-51-8	n-Butylbenzene	1.0	U	1.0	0.32
103-65-1	N-Propylbenzene	1.0	U	1.0	0.32
95-47-6	o-Xylene	1.0	U	1.0	0.36
135-98-8	sec-Butylbenzene	1.0	U	1.0	0.37
100-42-5	Styrene	1.0	U	1.0	0.42
98-06-6	tert-Butylbenzene	1.0	U	1.0	0.34
127-18-4	Tetrachloroethene	1.0	U	1.0	0.25
108-88-3	Toluene	1.0	U	1.0	0.38
156-60-5	trans-1,2-Dichloroethene	1.0	U	1.0	0.24
10061-02-6	trans-1,3-Dichloropropene	1.0	U	1.0	0.22
79-01-6	Trichloroethene	1.0	U	1.0	0.31
75-69-4	Trichlorofluoromethane	1.0	U	1.0	0.32
75-01-4	Vinyl chloride	1.0	U	1.0	0.17
1330-20-7	Xylenes, Total	2.0	U	2.0	0.65

CAS NO.	SURROGATE	%REC	Q	LIMITS
17060-07-0	1,2-Dichloroethane-d4 (Surr)	108		70-128
460-00-4	4-Bromofluorobenzene	119		76-120
1868-53-7	Dibromofluoromethane (Surr)	124		77-124
2037-26-5	Toluene-d8 (Surr)	95		80-120

FORM I
GC/MS VOA ORGANICS ANALYSIS DATA SHEET

Lab Name: Eurofins Edison | Job No.: 460-268165-1

SDG No.:

Client Sample ID: IRM-EX-026_7.5_20221028 | Lab Sample ID: 460-268413-1

Matrix: Solid | Lab File ID: K40163.D

Analysis Method: 8260D | Date Collected: 10/28/2022 08:05

Sample wt/vol: 4.68(g) | Date Analyzed: 11/03/2022 12:02

Soil Aliquot Vol: | Dilution Factor: 1

Soil Extract Vol.: | GC Column: Rtx-624 ID: 0.25(mm)

Purge Volume: 5.0(mL) | Heated Purge: (Y/N) Y pH:

% Moisture: 8.1 % Solids: 91.9 | Level: (low/med) Low

Analysis Batch No.: 875735 | Units: mg/Kg

CAS NO.	COMPOUND NAME	RESULT	Q	RL	MDL
71-55-6	1,1,1-Trichloroethane	0.0012	U	0.0012	0.00027
79-34-5	1,1,2,2-Tetrachloroethane	0.0012	U	0.0012	0.00025
76-13-1	1,1,2-Trichloro-1,2,2-trifluoroethane	0.0012	U	0.0012	0.00035
79-00-5	1,1,2-Trichloroethane	0.0012	U	0.0012	0.00021
75-34-3	1,1-Dichloroethane	0.0012	U	0.0012	0.00024
75-35-4	1,1-Dichloroethene	0.0012	U	0.0012	0.00026
87-61-6	1,2,3-Trichlorobenzene	0.0012	U	0.0012	0.00021
120-82-1	1,2,4-Trichlorobenzene	0.0012	U	0.0012	0.00042
95-63-6	1,2,4-Trimethylbenzene	0.0012	U	0.0012	0.00029
96-12-8	1,2-Dibromo-3-Chloropropane	0.0012	U	0.0012	0.00053
95-50-1	1,2-Dichlorobenzene	0.0012	U	0.0012	0.00042
107-06-2	1,2-Dichloroethane	0.0012	U	0.0012	0.00034
78-87-5	1,2-Dichloropropane	0.0012	U	0.0012	0.00049
108-67-8	1,3,5-Trimethylbenzene	0.0012	U	0.0012	0.00036
541-73-1	1,3-Dichlorobenzene	0.0012	U	0.0012	0.00042
106-46-7	1,4-Dichlorobenzene	0.0012	U	0.0012	0.00026
78-93-3	2-Butanone (MEK)	0.0058	U	0.0058	0.00043
591-78-6	2-Hexanone	0.0058	U	0.0058	0.0020
99-87-6	4-Isopropyltoluene	0.0012	U	0.0012	0.00035
108-10-1	4-Methyl-2-pentanone (MIBK)	0.0058	U	0.0058	0.0018
67-64-1	Acetone	0.0070	U	0.0070	0.0066
71-43-2	Benzene	0.0012	U	0.0012	0.00030
75-25-2	Bromoform	0.0012	~~U~~ UJ	0.0012	0.00049
74-83-9	Bromomethane	0.0023	U	0.0023	0.0012
75-15-0	Carbon disulfide	0.0012	U	0.0012	0.00031
56-23-5	Carbon tetrachloride	0.0012	~~U~~ UJ	0.0012	0.00045
108-90-7	Chlorobenzene	0.0012	U	0.0012	0.00021
74-97-5	Chlorobromomethane	0.0012	U	0.0012	0.00033
124-48-1	Chlorodibromomethane	0.0012	~~U~~ UJ	0.0012	0.00023
75-00-3	Chloroethane	0.0012	U	0.0012	0.00061
67-66-3	Chloroform	0.0012	U	0.0012	0.0011
74-87-3	Chloromethane	0.0012	U	0.0012	0.00051
156-59-2	cis-1,2-Dichloroethene	0.0012	U	0.0012	0.00042

FORM I
GC/MS VOA ORGANICS ANALYSIS DATA SHEET

Lab Name: Eurofins Edison | Job No.: 460-268165-1

SDG No.:

Client Sample ID: IRM-EX-026_7.5_20221028 | Lab Sample ID: 460-268413-1

Matrix: Solid | Lab File ID: K40163.D

Analysis Method: 8260D | Date Collected: 10/28/2022 08:05

Sample wt/vol: 4.68(g) | Date Analyzed: 11/03/2022 12:02

Soil Aliquot Vol: | Dilution Factor: 1

Soil Extract Vol.: | GC Column: Rtx-624 ID: 0.25(mm)

Purge Volume: 5.0(mL) | Heated Purge: (Y/N) Y pH:

% Moisture: 8.1 % Solids: 91.9 | Level: (low/med) Low

Analysis Batch No.: 875735 | Units: mg/Kg

CAS NO.	COMPOUND NAME	RESULT	Q	RL	MDL
10061-01-5	cis-1,3-Dichloropropene	0.0012	U	0.0012	0.00032
110-82-7	Cyclohexane	0.0012	U	0.0012	0.00026
75-27-4	Dichlorobromomethane	0.0012	~~U~~ UJ	0.0012	0.00030
75-71-8	Dichlorodifluoromethane	0.0012	U	0.0012	0.00039
100-41-4	Ethylbenzene	0.0012	U	0.0012	0.00023
106-93-4	Ethylene Dibromide	0.0012	U	0.0012	0.00021
98-82-8	Isopropylbenzene	0.0012	U	0.0012	0.00033
79-20-9	Methyl acetate	0.0058	U	0.0058	0.0050
1634-04-4	Methyl tert-butyl ether	0.0012	U	0.0012	0.00060
108-87-2	Methylcyclohexane	0.0012	U	0.0012	0.00058
75-09-2	Methylene Chloride	0.0023	U	0.0023	0.0013
179601-23-1	m-Xylene & p-Xylene	0.0012	U	0.0012	0.00020
91-20-3	Naphthalene	0.0017	U	0.0017	0.00048
104-51-8	n-Butylbenzene	0.0012	U	0.0012	0.00034
103-65-1	N-Propylbenzene	0.0012	U	0.0012	0.00020
95-47-6	o-Xylene	0.0012	U	0.0012	0.00023
135-98-8	sec-Butylbenzene	0.0012	U	0.0012	0.00033
100-42-5	Styrene	0.0012	U	0.0012	0.00032
98-06-6	tert-Butylbenzene	0.0012	U	0.0012	0.00032
127-18-4	Tetrachloroethene	0.0012	U	0.0012	0.00035
108-88-3	Toluene	0.0012	U	0.0012	0.00027
156-60-5	trans-1,2-Dichloroethene	0.0012	U	0.0012	0.00029
10061-02-6	trans-1,3-Dichloropropene	0.0012	U	0.0012	0.00031
79-01-6	Trichloroethene	0.0012	U	0.0012	0.00037
75-69-4	Trichlorofluoromethane	0.0012	U	0.0012	0.00047
75-01-4	Vinyl chloride	0.0012	U	0.0012	0.00063
1330-20-7	Xylenes, Total	0.0023	U	0.0023	0.00020

CAS NO.	SURROGATE	%REC	Q	LIMITS
17060-07-0	1,2-Dichloroethane-d4 (Surr)	95		72-145
460-00-4	4-Bromofluorobenzene	99		75-139
1868-53-7	Dibromofluoromethane (Surr)	107		73-139
2037-26-5	Toluene-d8 (Surr)	97		80-120

FORM I
GC/MS VOA ORGANICS ANALYSIS DATA SHEET

Lab Name: Eurofins Edison Job No.: 460-268165-1

SDG No.:

Client Sample ID: IRM-EX-028_7.5_20221028 Lab Sample ID: 460-268413-2

Matrix: Solid Lab File ID: B93882.D

Analysis Method: 8260D Date Collected: 10/28/2022 08:40

Sample wt/vol: 5.68(g) Date Analyzed: 11/01/2022 17:51

Soil Aliquot Vol: Dilution Factor: 1

Soil Extract Vol.: GC Column: DB-624 ID: 0.18(mm)

Purge Volume: 5.0(mL) Heated Purge: (Y/N) Y pH:

% Moisture: 10.2 % Solids: 89.8 Level: (low/med) Low

Analysis Batch No.: 875359 Units: mg/Kg

CAS NO.	COMPOUND NAME	RESULT	Q	RL	MDL
71-55-6	1,1,1-Trichloroethane	0.00098	U	0.00098	0.00023
79-34-5	1,1,2,2-Tetrachloroethane	0.00098	U	0.00098	0.00021
76-13-1	1,1,2-Trichloro-1,2,2-trifluoroethane	0.00098	U	0.00098	0.00029
79-00-5	1,1,2-Trichloroethane	0.00098	U	0.00098	0.00017
75-34-3	1,1-Dichloroethane	0.00098	U	0.00098	0.00020
75-35-4	1,1-Dichloroethene	0.00098	U	0.00098	0.00022
87-61-6	1,2,3-Trichlorobenzene	0.00098	U	0.00098	0.00018
120-82-1	1,2,4-Trichlorobenzene	0.00098	U	0.00098	0.00035
95-63-6	1,2,4-Trimethylbenzene	0.00098	U	0.00098	0.00024
96-12-8	1,2-Dibromo-3-Chloropropane	0.00098	U	0.00098	0.00045
95-50-1	1,2-Dichlorobenzene	0.00098	U	0.00098	0.00035
107-06-2	1,2-Dichloroethane	0.00098	U	0.00098	0.00029
78-87-5	1,2-Dichloropropane	0.00098	U	0.00098	0.00041
108-67-8	1,3,5-Trimethylbenzene	0.00098	U	0.00098	0.00031
541-73-1	1,3-Dichlorobenzene	0.00098	U	0.00098	0.00036
106-46-7	1,4-Dichlorobenzene	0.00098	U	0.00098	0.00022
78-93-3	2-Butanone (MEK)	0.0049	~~U~~ U	0.0049	0.00036
591-78-6	2-Hexanone	0.0049	U	0.0049	0.0017
99-87-6	4-Isopropyltoluene	0.00098	U	0.00098	0.00029
108-10-1	4-Methyl-2-pentanone (MIBK)	0.0049	U	0.0049	0.0015
67-64-1	Acetone	0.0059	U	0.0059	0.0056
71-43-2	Benzene	0.00098	U	0.00098	0.00025
75-25-2	Bromoform	0.00098	U	0.00098	0.00042
74-83-9	Bromomethane	0.0020	U	0.0020	0.00098
75-15-0	Carbon disulfide	0.00098	U	0.00098	0.00026
56-23-5	Carbon tetrachloride	0.00098	U	0.00098	0.00038
108-90-7	Chlorobenzene	0.00098	U	0.00098	0.00017
74-97-5	Chlorobromomethane	0.00098	U	0.00098	0.00028
124-48-1	Chlorodibromomethane	0.00098	U	0.00098	0.00019
75-00-3	Chloroethane	0.00098	U	0.00098	0.00051
67-66-3	Chloroform	0.00098	U	0.00098	0.00095
74-87-3	Chloromethane	0.00098	U	0.00098	0.00043
156-59-2	cis-1,2-Dichloroethene	0.00098	U	0.00098	0.00035

FORM I
GC/MS VOA ORGANICS ANALYSIS DATA SHEET

Lab Name: Eurofins Edison | Job No.: 460-268165-1

SDG No.:

Client Sample ID: IRM-EX-028_7.5_20221028 | Lab Sample ID: 460-268413-2

Matrix: Solid | Lab File ID: B93882.D

Analysis Method: 8260D | Date Collected: 10/28/2022 08:40

Sample wt/vol: 5.68(g) | Date Analyzed: 11/01/2022 17:51

Soil Aliquot Vol: | Dilution Factor: 1

Soil Extract Vol.: | GC Column: DB-624 ID: 0.18(mm)

Purge Volume: 5.0(mL) | Heated Purge: (Y/N) Y pH:

% Moisture: 10.2 % Solids: 89.8 | Level: (low/med) Low

Analysis Batch No.: 875359 | Units: mg/Kg

CAS NO.	COMPOUND NAME	RESULT	Q	RL	MDL
10061-01-5	cis-1,3-Dichloropropene	0.00098	U	0.00098	0.00027
110-82-7	Cyclohexane	0.00098	U	0.00098	0.00022
75-27-4	Dichlorobromomethane	0.00098	U	0.00098	0.00025
75-71-8	Dichlorodifluoromethane	0.00098	U	0.00098	0.00033
100-41-4	Ethylbenzene	0.00098	U	0.00098	0.00020
106-93-4	Ethylene Dibromide	0.00098	U	0.00098	0.00018
98-82-8	Isopropylbenzene	0.00098	U	0.00098	0.00028
79-20-9	Methyl acetate	0.0049	U	0.0049	0.0042
1634-04-4	Methyl tert-butyl ether	0.00098	U	0.00098	0.00050
108-87-2	Methylcyclohexane	0.00098	U	0.00098	0.00049
75-09-2	Methylene Chloride	0.0020	U	0.0020	0.0011
179601-23-1	m-Xylene & p-Xylene	0.00098	U	0.00098	0.00017
91-20-3	Naphthalene	0.0015	U	0.0015	0.00040
104-51-8	n-Butylbenzene	0.00098	U	0.00098	0.00029
103-65-1	N-Propylbenzene	0.00098	U	0.00098	0.00017
95-47-6	o-Xylene	0.00098	U	0.00098	0.00019
135-98-8	sec-Butylbenzene	0.00098	U → UJ	0.00098	0.00028
100-42-5	Styrene	0.00098	U	0.00098	0.00027
98-06-6	tert-Butylbenzene	0.00098	U	0.00098	0.00027
127-18-4	Tetrachloroethene	0.00098	U	0.00098	0.00030
108-88-3	Toluene	0.00098	U	0.00098	0.00023
156-60-5	trans-1,2-Dichloroethene	0.00098	U	0.00098	0.00024
10061-02-6	trans-1,3-Dichloropropene	0.00098	U	0.00098	0.00026
79-01-6	Trichloroethene	0.00098	U	0.00098	0.00031
75-69-4	Trichlorofluoromethane	0.00098	U	0.00098	0.00040
75-01-4	Vinyl chloride	0.00098	U	0.00098	0.00054
1330-20-7	Xylenes, Total	0.0020	U	0.0020	0.00017

CAS NO.	SURROGATE	%REC	Q	LIMITS
17060-07-0	1,2-Dichloroethane-d4 (Surr)	84		72-145
460-00-4	4-Bromofluorobenzene	91		75-139
1868-53-7	Dibromofluoromethane (Surr)	95		73-139
2037-26-5	Toluene-d8 (Surr)	91		80-120

FORM I
GC/MS VOA ORGANICS ANALYSIS DATA SHEET

Lab Name: Eurofins Edison | Job No.: 460-268165-1

SDG No.:

Client Sample ID: IRM-EX-027_7.5_20221028 | Lab Sample ID: 460-268413-3

Matrix: Solid | Lab File ID: B93883.D

Analysis Method: 8260D | Date Collected: 10/28/2022 08:50

Sample wt/vol: 4.68(g) | Date Analyzed: 11/01/2022 18:16

Soil Aliquot Vol: | Dilution Factor: 1

Soil Extract Vol.: | GC Column: DB-624 ID: 0.18(mm)

Purge Volume: 5.0(mL) | Heated Purge: (Y/N) Y pH:

% Moisture: 9.6 % Solids: 90.4 | Level: (low/med) Low

Analysis Batch No.: 875359 | Units: mg/Kg

CAS NO.	COMPOUND NAME	RESULT	Q	RL	MDL
71-55-6	1,1,1-Trichloroethane	0.0012	U	0.0012	0.00028
79-34-5	1,1,2,2-Tetrachloroethane	0.0012	U	0.0012	0.00025
76-13-1	1,1,2-Trichloro-1,2,2-trifluoroethane	0.0012	U	0.0012	0.00036
79-00-5	1,1,2-Trichloroethane	0.0012	U	0.0012	0.00021
75-34-3	1,1-Dichloroethane	0.0012	U	0.0012	0.00024
75-35-4	1,1-Dichloroethene	0.0012	U	0.0012	0.00027
87-61-6	1,2,3-Trichlorobenzene	0.0012	U	0.0012	0.00021
120-82-1	1,2,4-Trichlorobenzene	0.0012	U	0.0012	0.00042
95-63-6	1,2,4-Trimethylbenzene	0.0012	U	0.0012	0.00029
96-12-8	1,2-Dibromo-3-Chloropropane	0.0012	U	0.0012	0.00054
95-50-1	1,2-Dichlorobenzene	0.0012	U	0.0012	0.00043
107-06-2	1,2-Dichloroethane	0.0012	U	0.0012	0.00035
78-87-5	1,2-Dichloropropane	0.0012	U	0.0012	0.00050
108-67-8	1,3,5-Trimethylbenzene	0.0012	U	0.0012	0.00037
541-73-1	1,3-Dichlorobenzene	0.0012	U	0.0012	0.00043
106-46-7	1,4-Dichlorobenzene	0.0012	U	0.0012	0.00027
78-93-3	2-Butanone (MEK)	0.0059	U	0.0059	0.00043
591-78-6	2-Hexanone	0.0059	U	0.0059	0.0020
99-87-6	4-Isopropyltoluene	0.0012	U	0.0012	0.00035
108-10-1	4-Methyl-2-pentanone (MIBK)	0.0059	U	0.0059	0.0018
67-64-1	Acetone	0.0071	U	0.0071	0.0068
71-43-2	Benzene	0.0012	U	0.0012	0.00030
75-25-2	Bromoform	0.0012	U	0.0012	0.00050
74-83-9	Bromomethane	0.0024	U	0.0024	0.0012
75-15-0	Carbon disulfide	0.0012	U	0.0012	0.00031
56-23-5	Carbon tetrachloride	0.0012	U	0.0012	0.00046
108-90-7	Chlorobenzene	0.0012	U	0.0012	0.00021
74-97-5	Chlorobromomethane	0.0012	U	0.0012	0.00033
124-48-1	Chlorodibromomethane	0.0012	U	0.0012	0.00023
75-00-3	Chloroethane	0.0012	U	0.0012	0.00062
67-66-3	Chloroform	0.0012	U	0.0012	0.0011
74-87-3	Chloromethane	0.0012	U	0.0012	0.00051
156-59-2	cis-1,2-Dichloroethene	0.0012	U	0.0012	0.00042

Lou Bs 11/4/2025

FORM I
GC/MS VOA ORGANICS ANALYSIS DATA SHEET

Lab Name: Eurofins Edison | Job No.: 460-268165-1

SDG No.:

Client Sample ID: IRM-EX-027_7.5_20221028 | Lab Sample ID: 460-268413-3

Matrix: Solid | Lab File ID: B93883.D

Analysis Method: 8260D | Date Collected: 10/28/2022 08:50

Sample wt/vol: 4.68(g) | Date Analyzed: 11/01/2022 18:16

Soil Aliquot Vol: | Dilution Factor: 1

Soil Extract Vol.: | GC Column: DB-624 ID: 0.18(mm)

Purge Volume: 5.0(mL) | Heated Purge: (Y/N) Y pH:

% Moisture: 9.6 % Solids: 90.4 | Level: (low/med) Low

Analysis Batch No.: 875359 | Units: mg/Kg

CAS NO.	COMPOUND NAME	RESULT	Q	RL	MDL
10061-01-5	cis-1,3-Dichloropropene	0.0012	U	0.0012	0.00032
110-82-7	Cyclohexane	0.0012	U	0.0012	0.00026
75-27-4	Dichlorobromomethane	0.0012	U	0.0012	0.00030
75-71-8	Dichlorodifluoromethane	0.0012	U	0.0012	0.00040
100-41-4	Ethylbenzene	0.0012	U	0.0012	0.00024
106-93-4	Ethylene Dibromide	0.0012	U	0.0012	0.00021
98-82-8	Isopropylbenzene	0.0012	U	0.0012	0.00034
79-20-9	Methyl acetate	0.0059	U	0.0059	0.0051
1634-04-4	Methyl tert-butyl ether	0.0012	U	0.0012	0.00061
108-87-2	Methylcyclohexane	0.0012	U	0.0012	0.00059
75-09-2	Methylene Chloride	0.0024	U	0.0024	0.0014
179601-23-1	m-Xylene & p-Xylene	0.0012	U	0.0012	0.00021
91-20-3	Naphthalene	0.0018	U	0.0018	0.00048
104-51-8	n-Butylbenzene	0.0012	U	0.0012	0.00035
103-65-1	N-Propylbenzene	0.0012	U	0.0012	0.00021
95-47-6	o-Xylene	0.0012	U	0.0012	0.00023
135-98-8	sec-Butylbenzene	0.0012	U → UJ	0.0012	0.00034
100-42-5	Styrene	0.0012	U	0.0012	0.00033
98-06-6	tert-Butylbenzene	0.0012	U	0.0012	0.00033
127-18-4	Tetrachloroethene	0.0012	U	0.0012	0.00036
108-88-3	Toluene	0.0012	U	0.0012	0.00028
156-60-5	trans-1,2-Dichloroethene	0.0012	U	0.0012	0.00029
10061-02-6	trans-1,3-Dichloropropene	0.0012	U	0.0012	0.00031
79-01-6	Trichloroethene	0.0012	U	0.0012	0.00038
75-69-4	Trichlorofluoromethane	0.0012	U	0.0012	0.00048
75-01-4	Vinyl chloride	0.0012	U	0.0012	0.00065
1330-20-7	Xylenes, Total	0.0024	U	0.0024	0.00021

CAS NO.	SURROGATE	%REC	Q	LIMITS
17060-07-0	1,2-Dichloroethane-d4 (Surr)	92		72-145
460-00-4	4-Bromofluorobenzene	101		75-139
1868-53-7	Dibromofluoromethane (Surr)	105		73-139
2037-26-5	Toluene-d8 (Surr)	101		80-120

FORM I
GC/MS VOA ORGANICS ANALYSIS DATA SHEET

Lab Name: Eurofins Edison | Job No.: 460-268165-1

SDG No.:

Client Sample ID: IRM-EX-018_4_20221028 | Lab Sample ID: 460-268413-4

Matrix: Solid | Lab File ID: B93884.D

Analysis Method: 8260D | Date Collected: 10/28/2022 08:20

Sample wt/vol: 5.20(g) | Date Analyzed: 11/01/2022 18:41

Soil Aliquot Vol: | Dilution Factor: 1

Soil Extract Vol.: | GC Column: DB-624 ID: 0.18(mm)

Purge Volume: 5.0(mL) | Heated Purge: (Y/N) Y pH:

% Moisture: 9.5 % Solids: 90.5 | Level: (low/med) Low

Analysis Batch No.: 875359 | Units: mg/Kg

CAS NO.	COMPOUND NAME	RESULT	Q	RL	MDL
71-55-6	1,1,1-Trichloroethane	0.0011	U	0.0011	0.00025
79-34-5	1,1,2,2-Tetrachloroethane	0.0011	U	0.0011	0.00023
76-13-1	1,1,2-Trichloro-1,2,2-trifluoroethane	0.0011	U	0.0011	0.00032
79-00-5	1,1,2-Trichloroethane	0.0011	U	0.0011	0.00019
75-34-3	1,1-Dichloroethane	0.0011	U	0.0011	0.00022
75-35-4	1,1-Dichloroethene	0.0011	U	0.0011	0.00024
87-61-6	1,2,3-Trichlorobenzene	0.0011	U	0.0011	0.00019
120-82-1	1,2,4-Trichlorobenzene	0.0011	U	0.0011	0.00038
95-63-6	1,2,4-Trimethylbenzene	0.0011	U	0.0011	0.00026
96-12-8	1,2-Dibromo-3-Chloropropane	0.0011	U	0.0011	0.00049
95-50-1	1,2-Dichlorobenzene	0.0011	U	0.0011	0.00038
107-06-2	1,2-Dichloroethane	0.0011	U	0.0011	0.00031
78-87-5	1,2-Dichloropropane	0.0011	U	0.0011	0.00045
108-67-8	1,3,5-Trimethylbenzene	0.0011	U	0.0011	0.00033
541-73-1	1,3-Dichlorobenzene	0.0011	U	0.0011	0.00039
106-46-7	1,4-Dichlorobenzene	0.0011	U	0.0011	0.00024
78-93-3	2-Butanone (MEK)	0.0053	U	0.0053	0.00039
591-78-6	2-Hexanone	0.0053	U	0.0053	0.0018
99-87-6	4-Isopropyltoluene	0.0011	U	0.0011	0.00032
108-10-1	4-Methyl-2-pentanone (MIBK)	0.0053	U	0.0053	0.0017
67-64-1	Acetone	0.0064	U	0.0064	0.0061
71-43-2	Benzene	0.0011	U	0.0011	0.00027
75-25-2	Bromoform	0.0011	U	0.0011	0.00045
74-83-9	Bromomethane	0.0021	U	0.0021	0.0011
75-15-0	Carbon disulfide	0.0011	U	0.0011	0.00028
56-23-5	Carbon tetrachloride	0.0011	U	0.0011	0.00041
108-90-7	Chlorobenzene	0.0011	U	0.0011	0.00019
74-97-5	Chlorobromomethane	0.0011	U	0.0011	0.00030
124-48-1	Chlorodibromomethane	0.0011	U	0.0011	0.00021
75-00-3	Chloroethane	0.0011	U	0.0011	0.00055
67-66-3	Chloroform	0.0011	U	0.0011	0.0010
74-87-3	Chloromethane	0.0011	U	0.0011	0.00046
156-59-2	cis-1,2-Dichloroethene	0.0011	U	0.0011	0.00038

FORM I
GC/MS VOA ORGANICS ANALYSIS DATA SHEET

Lab Name: Eurofins Edison | Job No.: 460-268165-1

SDG No.:

Client Sample ID: IRM-EX-018_4_20221028 | Lab Sample ID: 460-268413-4

Matrix: Solid | Lab File ID: B93884.D

Analysis Method: 8260D | Date Collected: 10/28/2022 08:20

Sample wt/vol: 5.20(g) | Date Analyzed: 11/01/2022 18:41

Soil Aliquot Vol: | Dilution Factor: 1

Soil Extract Vol.: | GC Column: DB-624 ID: 0.18(mm)

Purge Volume: 5.0(mL) | Heated Purge: (Y/N) Y pH:

% Moisture: 9.5 % Solids: 90.5 | Level: (low/med) Low

Analysis Batch No.: 875359 | Units: mg/Kg

CAS NO.	COMPOUND NAME	RESULT	Q	RL	MDL
10061-01-5	cis-1,3-Dichloropropene	0.0011	U	0.0011	0.00029
110-82-7	Cyclohexane	0.0011	U	0.0011	0.00023
75-27-4	Dichlorobromomethane	0.0011	U	0.0011	0.00027
75-71-8	Dichlorodifluoromethane	0.0011	U	0.0011	0.00036
100-41-4	Ethylbenzene	0.0011	U	0.0011	0.00021
106-93-4	Ethylene Dibromide	0.0011	U	0.0011	0.00019
98-82-8	Isopropylbenzene	0.0011	U	0.0011	0.00030
79-20-9	Methyl acetate	0.0053	U	0.0053	0.0046
1634-04-4	Methyl tert-butyl ether	0.0011	U	0.0011	0.00054
108-87-2	Methylcyclohexane	0.0011	U	0.0011	0.00053
75-09-2	Methylene Chloride	0.0021	U	0.0021	0.0012
179601-23-1	m-Xylene & p-Xylene	0.0011	U	0.0011	0.00018
91-20-3	Naphthalene	0.0016	U	0.0016	0.00044
104-51-8	n-Butylbenzene	0.0011	U	0.0011	0.00031
103-65-1	N-Propylbenzene	0.0011	U	0.0011	0.00019
95-47-6	o-Xylene	0.0011	U	0.0011	0.00021
135-98-8	sec-Butylbenzene	0.0011	~~U~~ UJ	0.0011	0.00031
100-42-5	Styrene	0.0011	U	0.0011	0.00030
98-06-6	tert-Butylbenzene	0.0011	U	0.0011	0.00029
127-18-4	Tetrachloroethene	0.0011	U	0.0011	0.00032
108-88-3	Toluene	0.0011	U	0.0011	0.00025
156-60-5	trans-1,2-Dichloroethene	0.0011	U	0.0011	0.00026
10061-02-6	trans-1,3-Dichloropropene	0.0011	U	0.0011	0.00028
79-01-6	Trichloroethene	0.0011	U	0.0011	0.00034
75-69-4	Trichlorofluoromethane	0.0011	U	0.0011	0.00043
75-01-4	Vinyl chloride	0.0011	U	0.0011	0.00058
1330-20-7	Xylenes, Total	0.0021	U	0.0021	0.00018

CAS NO.	SURROGATE	%REC	Q	LIMITS
17060-07-0	1,2-Dichloroethane-d4 (Surr)	97		72-145
460-00-4	4-Bromofluorobenzene	104		75-139
1868-53-7	Dibromofluoromethane (Surr)	110		73-139
2037-26-5	Toluene-d8 (Surr)	106		80-120

FORM I 8260D

11/4/2025 11/07/2022

Appendix C
Data Summary Form I's
With Qualifications
SEMIVOLATILES

FORM I
GC/MS SEMI VOA ORGANICS ANALYSIS DATA SHEET

Lab Name: Eurofins Edison | Job No.: 460-268165-1

SDG No.:

Client Sample ID: IRM-EX-001_4_20221025 | Lab Sample ID: 460-268165-1

Matrix: Solid | Lab File ID: Z73652.d

Analysis Method: 8270E | Date Collected: 10/25/2022 09:00

Extract. Method: 3546 | Date Extracted: 10/26/2022 10:47

Sample wt/vol: 15.03(g) | Date Analyzed: 10/27/2022 03:54

Con. Extract Vol.: 1(mL) | Dilution Factor: 1

Injection Volume: 1(uL) | GC Column: Rtxi-5Sil MS ID: 0.25(mm)

% Moisture: 10.3 % Solids: 89.7 | GPC Cleanup:(Y/N) N

Cleanup Factor: | Level: (low/med) Low

Analysis Batch No.: 874323 | Units: mg/Kg

CAS NO.	COMPOUND NAME	RESULT	Q	RL	MDL
92-52-4	1,1'-Biphenyl	0.37	U	0.37	0.013
95-94-3	1,2,4,5-Tetrachlorobenzene	0.37	U	0.37	0.011
108-60-1	2,2'-oxybis[1-chloropropane]	0.37	U	0.37	0.0067
58-90-2	2,3,4,6-Tetrachlorophenol	0.37	U	0.37	0.025
95-95-4	2,4,5-Trichlorophenol	0.37	U	0.37	0.037
88-06-2	2,4,6-Trichlorophenol	0.15	U	0.15	0.047
120-83-2	2,4-Dichlorophenol	0.15	U	0.15	0.024
105-67-9	2,4-Dimethylphenol	0.37	U	0.37	0.044
51-28-5	2,4-Dinitrophenol	0.30	U	0.30	0.18
121-14-2	2,4-Dinitrotoluene	0.075	U	0.075	0.040
606-20-2	2,6-Dinitrotoluene	0.075	U	0.075	0.027
91-58-7	2-Chloronaphthalene	0.37	U	0.37	0.017
95-57-8	2-Chlorophenol	0.37	U	0.37	0.013
91-57-6	2-Methylnaphthalene	0.37	U	0.37	0.010
95-48-7	2-Methylphenol	0.37	U	0.37	0.014
88-74-4	2-Nitroaniline	0.37	U	0.37	0.028
88-75-5	2-Nitrophenol	0.37	U	0.37	0.037
15831-10-4	3 & 4 Methylphenol	0.37	U	0.37	0.023
91-94-1	3,3'-Dichlorobenzidine	0.15	U	0.15	0.056
99-09-2	3-Nitroaniline	0.37	U	0.37	0.087
534-52-1	4,6-Dinitro-2-methylphenol	0.30	U	0.30	0.15
101-55-3	4-Bromophenyl phenyl ether	0.37	U	0.37	0.015
59-50-7	4-Chloro-3-methylphenol	0.37	U	0.37	0.021
106-47-8	4-Chloroaniline	0.37	U	0.37	0.065
7005-72-3	4-Chlorophenyl phenyl ether	0.37	U	0.37	0.013
106-44-5	4-Methylphenol	0.37	U	0.37	0.023
100-01-6	4-Nitroaniline	0.37	U	0.37	0.042
100-02-7	4-Nitrophenol	0.75	U	0.75	0.060
83-32-9	Acenaphthene	0.37	U	0.37	0.010
208-96-8	Acenaphthylene	0.37	U	0.37	0.011
98-86-2	Acetophenone	0.37	U	0.37	0.018
120-12-7	Anthracene	0.37	U	0.37	0.011

11/07/2022

FORM I
GC/MS SEMI VOA ORGANICS ANALYSIS DATA SHEET

Lab Name: Eurofins Edison | Job No.: 460-268165-1

SDG No.:

Client Sample ID: IRM-EX-001_4_20221025 | Lab Sample ID: 460-268165-1

Matrix: Solid | Lab File ID: Z73652.d

Analysis Method: 8270E | Date Collected: 10/25/2022 09:00

Extract. Method: 3546 | Date Extracted: 10/26/2022 10:47

Sample wt/vol: 15.03(g) | Date Analyzed: 10/27/2022 03:54

Con. Extract Vol.: 1(mL) | Dilution Factor: 1

Injection Volume: 1(uL) | GC Column: Rtxi-5Sil MS ID: 0.25(mm)

% Moisture: 10.3 % Solids: 89.7 | GPC Cleanup:(Y/N) N

Cleanup Factor: | Level: (low/med) Low

Analysis Batch No.: 874323 | Units: mg/Kg

CAS NO.	COMPOUND NAME	RESULT	Q	RL	MDL
1912-24-9	Atrazine	0.15	~~U~~ J	0.15	0.022
100-52-7	Benzaldehyde	0.37	~~U~~ UJ	0.37	0.061
56-55-3	Benzo[a]anthracene	0.017	J	0.037	0.013
50-32-8	Benzo[a]pyrene	0.014	J	0.037	0.0098
205-99-2	Benzo[b]fluoranthene	0.016	J	0.037	0.0095
191-24-2	Benzo[g,h,i]perylene	0.37	U	0.37	0.011
207-08-9	Benzo[k]fluoranthene	0.012	J	0.037	0.0072
111-91-1	Bis(2-chloroethoxy)methane	0.37	U	0.37	0.029
111-44-4	Bis(2-chloroethyl)ether	0.037	U	0.037	0.013
117-81-7	Bis(2-ethylhexyl) phthalate	0.37	U	0.37	0.019
85-68-7	Butyl benzyl phthalate	0.37	U	0.37	0.017
105-60-2	Caprolactam	0.37	U	0.37	0.057
86-74-8	Carbazole	0.37	U	0.37	0.014
218-01-9	Chrysene	0.018	J	0.37	0.0062
53-70-3	Dibenz(a,h)anthracene	0.037	U	0.037	0.016
132-64-9	Dibenzofuran	0.37	U	0.37	0.012
84-66-2	Diethyl phthalate	0.37	U	0.37	0.012
131-11-3	Dimethyl phthalate	0.37	U	0.37	0.084
84-74-2	Di-n-butyl phthalate	0.37	U	0.37	0.014
117-84-0	Di-n-octyl phthalate	0.37	U	0.37	0.019
206-44-0	Fluoranthene	0.025	J	0.37	0.013
86-73-7	Fluorene	0.37	U	0.37	0.011
118-74-1	Hexachlorobenzene	0.037	U	0.037	0.017
87-68-3	Hexachlorobutadiene	0.075	U	0.075	0.0078
77-47-4	Hexachlorocyclopentadiene	0.37	U	0.37	0.032
67-72-1	Hexachloroethane	0.037	U	0.037	0.013
193-39-5	Indeno[1,2,3-cd]pyrene	0.037	~~U~~ UJ	0.037	0.014
78-59-1	Isophorone	0.15	U	0.15	0.11
91-20-3	Naphthalene	0.37	U	0.37	0.0064
98-95-3	Nitrobenzene	0.037	U	0.037	0.020
621-64-7	N-Nitrosodi-n-propylamine	0.037	U	0.037	0.027
86-30-6	N-Nitrosodiphenylamine	0.37	U	0.37	0.030

JDL Bs 11/6/2025 11/07/2022

FORM I
GC/MS SEMI VOA ORGANICS ANALYSIS DATA SHEET

Lab Name: Eurofins Edison Job No.: 460-268165-1

SDG No.:

Client Sample ID: IRM-EX-001_4_20221025 Lab Sample ID: 460-268165-1

Matrix: Solid Lab File ID: Z73652.d

Analysis Method: 8270E Date Collected: 10/25/2022 09:00

Extract. Method: 3546 Date Extracted: 10/26/2022 10:47

Sample wt/vol: 15.03(g) Date Analyzed: 10/27/2022 03:54

Con. Extract Vol.: 1(mL) Dilution Factor: 1

Injection Volume: 1(uL) GC Column: Rtxi-5Sil MS ID: 0.25(mm)

% Moisture: 10.3 % Solids: 89.7 GPC Cleanup:(Y/N) N

Cleanup Factor: Level: (low/med) Low

Analysis Batch No.: 874323 Units: mg/Kg

CAS NO.	COMPOUND NAME	RESULT	Q	RL	MDL
87-86-5	Pentachlorophenol	0.30	U	0.30	0.075
85-01-8	Phenanthrene	0.016	J	0.37	0.0065
108-95-2	Phenol	0.37	U	0.37	0.014
129-00-0	Pyrene	0.025	J	0.37	0.0092

CAS NO.	SURROGATE	%REC	Q	LIMITS
118-79-6	2,4,6-Tribromophenol (Surr)	80		10-123
321-60-8	2-Fluorobiphenyl	86		22-122
367-12-4	2-Fluorophenol (Surr)	72		18-123
4165-60-0	Nitrobenzene-d5 (Surr)	75		16-125
4165-62-2	Phenol-d5 (Surr)	79		23-120
1718-51-0	Terphenyl-d14 (Surr)	91		25-126

FORM I
GC/MS SEMI VOA ORGANICS ANALYSIS DATA SHEET

Lab Name: Eurofins Edison | Job No.: 460-268165-1

SDG No.:

Client Sample ID: IRM-EX-002_4_20221025 | Lab Sample ID: 460-268165-2

Matrix: Solid | Lab File ID: Z73656.d

Analysis Method: 8270E | Date Collected: 10/25/2022 09:05

Extract. Method: 3546 | Date Extracted: 10/26/2022 10:47

Sample wt/vol: 14.99(g) | Date Analyzed: 10/27/2022 05:26

Con. Extract Vol.: 1(mL) | Dilution Factor: 1

Injection Volume: 1(uL) | GC Column: Rtxi-5Sil MS ID: 0.25(mm)

% Moisture: 5.2 % Solids: 94.8 | GPC Cleanup:(Y/N) N

Cleanup Factor: | Level: (low/med) Low

Analysis Batch No.: 874323 | Units: mg/Kg

CAS NO.	COMPOUND NAME	RESULT	Q	RL	MDL
92-52-4	1,1'-Biphenyl	0.35	U	0.35	0.012
95-94-3	1,2,4,5-Tetrachlorobenzene	0.35	U	0.35	0.011
108-60-1	2,2'-oxybis[1-chloropropane]	0.35	U	0.35	0.0063
58-90-2	2,3,4,6-Tetrachlorophenol	0.35	U	0.35	0.024
95-95-4	2,4,5-Trichlorophenol	0.35	U	0.35	0.036
88-06-2	2,4,6-Trichlorophenol	0.14	U	0.14	0.045
120-83-2	2,4-Dichlorophenol	0.14	U	0.14	0.022
105-67-9	2,4-Dimethylphenol	0.35	U	0.35	0.042
51-28-5	2,4-Dinitrophenol	0.28	U	0.28	0.17
121-14-2	2,4-Dinitrotoluene	0.071	U	0.071	0.038
606-20-2	2,6-Dinitrotoluene	0.071	U	0.071	0.025
91-58-7	2-Chloronaphthalene	0.35	U	0.35	0.016
95-57-8	2-Chlorophenol	0.35	U	0.35	0.012
91-57-6	2-Methylnaphthalene	0.35	U	0.35	0.0098
95-48-7	2-Methylphenol	0.35	U	0.35	0.013
88-74-4	2-Nitroaniline	0.35	U	0.35	0.027
88-75-5	2-Nitrophenol	0.35	U	0.35	0.035
15831-10-4	3 & 4 Methylphenol	0.35	U	0.35	0.022
91-94-1	3,3'-Dichlorobenzidine	0.14	U	0.14	0.053
99-09-2	3-Nitroaniline	0.35	U	0.35	0.083
534-52-1	4,6-Dinitro-2-methylphenol	0.28	U	0.28	0.14
101-55-3	4-Bromophenyl phenyl ether	0.35	U	0.35	0.014
59-50-7	4-Chloro-3-methylphenol	0.35	U	0.35	0.020
106-47-8	4-Chloroaniline	0.35	U	0.35	0.062
7005-72-3	4-Chlorophenyl phenyl ether	0.35	U	0.35	0.012
106-44-5	4-Methylphenol	0.35	U	0.35	0.022
100-01-6	4-Nitroaniline	0.35	U	0.35	0.040
100-02-7	4-Nitrophenol	0.71	U	0.71	0.057
83-32-9	Acenaphthene	0.35	U	0.35	0.0099
208-96-8	Acenaphthylene	0.35	U	0.35	0.010
98-86-2	Acetophenone	0.35	U	0.35	0.017
120-12-7	Anthracene	0.017	J	0.35	0.011

11/6/2022 11/07/2022

FORM I
GC/MS SEMI VOA ORGANICS ANALYSIS DATA SHEET

Lab Name: Eurofins Edison | Job No.: 460-268165-1

SDG No.:

Client Sample ID: IRM-EX-002_4_20221025 | Lab Sample ID: 460-268165-2

Matrix: Solid | Lab File ID: Z73656.d

Analysis Method: 8270E | Date Collected: 10/25/2022 09:05

Extract. Method: 3546 | Date Extracted: 10/26/2022 10:47

Sample wt/vol: 14.99(g) | Date Analyzed: 10/27/2022 05:26

Con. Extract Vol.: 1(mL) | Dilution Factor: 1

Injection Volume: 1(uL) | GC Column: Rtxi-5Sil MS ID: 0.25(mm)

% Moisture: 5.2 % Solids: 94.8 | GPC Cleanup:(Y/N) N

Cleanup Factor: | Level: (low/med) Low

Analysis Batch No.: 874323 | Units: mg/Kg

CAS NO.	COMPOUND NAME	RESULT	Q	RL	MDL
1912-24-9	Atrazine	0.14	~~U~~ U	0.14	0.021
100-52-7	Benzaldehyde	0.35	~~U~~ U J	0.35	0.058
56-55-3	Benzo[a]anthracene	0.10		0.035	0.012
50-32-8	Benzo[a]pyrene	0.11		0.035	0.0093
205-99-2	Benzo[b]fluoranthene	0.15		0.035	0.0090
191-24-2	Benzo[g,h,i]perylene	0.064	J	0.35	0.010
207-08-9	Benzo[k]fluoranthene	0.060		0.035	0.0068
111-91-1	Bis(2-chloroethoxy)methane	0.35	U	0.35	0.027
111-44-4	Bis(2-chloroethyl)ether	0.035	U	0.035	0.012
117-81-7	Bis(2-ethylhexyl) phthalate	0.35	U	0.35	0.018
85-68-7	Butyl benzyl phthalate	0.35	U	0.35	0.016
105-60-2	Caprolactam	0.35	U	0.35	0.054
86-74-8	Carbazole	0.35	U	0.35	0.013
218-01-9	Chrysene	0.12	J	0.35	0.0059
53-70-3	Dibenz(a,h)anthracene	0.020	J	0.035	0.015
132-64-9	Dibenzofuran	0.35	U	0.35	0.012
84-66-2	Diethyl phthalate	0.35	U	0.35	0.011
131-11-3	Dimethyl phthalate	0.35	U	0.35	0.079
84-74-2	Di-n-butyl phthalate	0.35	U	0.35	0.013
117-84-0	Di-n-octyl phthalate	0.35	U	0.35	0.018
206-44-0	Fluoranthene	0.22	J	0.35	0.012
86-73-7	Fluorene	0.35	U	0.35	0.010
118-74-1	Hexachlorobenzene	0.035	U	0.035	0.017
87-68-3	Hexachlorobutadiene	0.071	U	0.071	0.0074
77-47-4	Hexachlorocyclopentadiene	0.35	U	0.35	0.031
67-72-1	Hexachloroethane	0.035	U	0.035	0.012
193-39-5	Indeno[1,2,3-cd]pyrene	0.071	~~J~~ J+	0.035	0.014
78-59-1	Isophorone	0.14	U	0.14	0.10
91-20-3	Naphthalene	0.0096	J	0.35	0.0060
98-95-3	Nitrobenzene	0.035	U	0.035	0.019
621-64-7	N-Nitrosodi-n-propylamine	0.035	U	0.035	0.025
86-30-6	N-Nitrosodiphenylamine	0.35	U	0.35	0.029

1/16/2023 11/07/2022

FORM I
GC/MS SEMI VOA ORGANICS ANALYSIS DATA SHEET

Lab Name: Eurofins Edison Job No.: 460-268165-1

SDG No.:

Client Sample ID: IRM-EX-002_4_20221025 Lab Sample ID: 460-268165-2

Matrix: Solid Lab File ID: Z73656.d

Analysis Method: 8270E Date Collected: 10/25/2022 09:05

Extract. Method: 3546 Date Extracted: 10/26/2022 10:47

Sample wt/vol: 14.99(g) Date Analyzed: 10/27/2022 05:26

Con. Extract Vol.: 1(mL) Dilution Factor: 1

Injection Volume: 1(uL) GC Column: Rtxi-5Sil MS ID: 0.25(mm)

% Moisture: 5.2 % Solids: 94.8 GPC Cleanup:(Y/N) N

Cleanup Factor: Level: (low/med) Low

Analysis Batch No.: 874323 Units: mg/Kg

CAS NO.	COMPOUND NAME	RESULT	Q	RL	MDL
87-86-5	Pentachlorophenol	0.28	U	0.28	0.072
85-01-8	Phenanthrene	0.087	J	0.35	0.0061
108-95-2	Phenol	0.35	U	0.35	0.013
129-00-0	Pyrene	0.19	J	0.35	0.0087

CAS NO.	SURROGATE	%REC	Q	LIMITS
118-79-6	2,4,6-Tribromophenol (Surr)	80		10-123
321-60-8	2-Fluorobiphenyl	80		22-122
367-12-4	2-Fluorophenol (Surr)	56		18-123
4165-60-0	Nitrobenzene-d5 (Surr)	65		16-125
4165-62-2	Phenol-d5 (Surr)	65		23-120
1718-51-0	Terphenyl-d14 (Surr)	74		25-126

11/6/2025

11/07/2022

FORM I
GC/MS SEMI VOA ORGANICS ANALYSIS DATA SHEET

Lab Name: Eurofins Edison
Job No.: 460-268165-1
SDG No.:
Client Sample ID: IRM-EX-003_3_20221025
Lab Sample ID: 460-268165-3
Matrix: Solid
Lab File ID: Z73653.d
Analysis Method: 8270E
Date Collected: 10/25/2022 08:40
Extract. Method: 3546
Date Extracted: 10/26/2022 10:47
Sample wt/vol: 15.01(g)
Date Analyzed: 10/27/2022 04:17
Con. Extract Vol.: 1(mL)
Dilution Factor: 1
Injection Volume: 1(uL)
GC Column: Rtxi-5Sil MS ID: 0.25(mm)
% Moisture: 13.4 % Solids: 86.6
GPC Cleanup:(Y/N) N
Cleanup Factor:
Level: (low/med) Low
Analysis Batch No.: 874323
Units: mg/Kg

CAS NO.	COMPOUND NAME	RESULT	Q	RL	MDL
92-52-4	1,1'-Biphenyl	0.38	U	0.38	0.013
95-94-3	1,2,4,5-Tetrachlorobenzene	0.38	U	0.38	0.012
123-91-1	1,4-Dioxane	0.038	U	0.038	0.033
108-60-1	2,2'-oxybis[1-chloropropane]	0.38	U	0.38	0.0069
58-90-2	2,3,4,6-Tetrachlorophenol	0.38	U	0.38	0.026
95-95-4	2,4,5-Trichlorophenol	0.38	U	0.38	0.039
88-06-2	2,4,6-Trichlorophenol	0.15	U	0.15	0.049
120-83-2	2,4-Dichlorophenol	0.15	U	0.15	0.024
105-67-9	2,4-Dimethylphenol	0.38	U	0.38	0.046
51-28-5	2,4-Dinitrophenol	0.31	U	0.31	0.19
121-14-2	2,4-Dinitrotoluene	0.077	U	0.077	0.041
606-20-2	2,6-Dinitrotoluene	0.077	U	0.077	0.028
91-58-7	2-Chloronaphthalene	0.38	U	0.38	0.018
95-57-8	2-Chlorophenol	0.38	U	0.38	0.014
91-57-6	2-Methylnaphthalene	0.015	J	0.38	0.011
95-48-7	2-Methylphenol	0.38	U	0.38	0.014
88-74-4	2-Nitroaniline	0.38	U	0.38	0.029
88-75-5	2-Nitrophenol	0.38	U	0.38	0.038
15831-10-4	3 & 4 Methylphenol	0.38	U	0.38	0.024
91-94-1	3,3'-Dichlorobenzidine	0.15	U	0.15	0.058
99-09-2	3-Nitroaniline	0.38	U	0.38	0.091
534-52-1	4,6-Dinitro-2-methylphenol	0.31	U	0.31	0.16
101-55-3	4-Bromophenyl phenyl ether	0.38	U	0.38	0.015
59-50-7	4-Chloro-3-methylphenol	0.38	U	0.38	0.021
106-47-8	4-Chloroaniline	0.38	U	0.38	0.068
7005-72-3	4-Chlorophenyl phenyl ether	0.38	U	0.38	0.013
106-44-5	4-Methylphenol	0.38	U	0.38	0.024
100-01-6	4-Nitroaniline	0.38	U	0.38	0.044
100-02-7	4-Nitrophenol	0.77	U	0.77	0.062
83-32-9	Acenaphthene	0.38	U	0.38	0.011
208-96-8	Acenaphthylene	0.38	U	0.38	0.011
98-86-2	Acetophenone	0.38	U	0.38	0.019

FORM I
GC/MS SEMI VOA ORGANICS ANALYSIS DATA SHEET

Lab Name: Eurofins Edison | Job No.: 460-268165-1

SDG No.:

Client Sample ID: IRM-EX-003_3_20221025 | Lab Sample ID: 460-268165-3

Matrix: Solid | Lab File ID: Z73653.d

Analysis Method: 8270E | Date Collected: 10/25/2022 08:40

Extract. Method: 3546 | Date Extracted: 10/26/2022 10:47

Sample wt/vol: 15.01(g) | Date Analyzed: 10/27/2022 04:17

Con. Extract Vol.: 1(mL) | Dilution Factor: 1

Injection Volume: 1(uL) | GC Column: Rtxi-5Sil MS ID: 0.25(mm)

% Moisture: 13.4 % Solids: 86.6 | GPC Cleanup:(Y/N) N

Cleanup Factor: | Level: (low/med) Low

Analysis Batch No.: 874323 | Units: mg/Kg

CAS NO.	COMPOUND NAME	RESULT	Q	RL	MDL
120-12-7	Anthracene	0.013	J	0.38	0.012
1912-24-9	Atrazine	0.15	~~U~~ U	0.15	0.022
100-52-7	Benzaldehyde	0.38	~~U~~ UJ	0.38	0.063
56-55-3	Benzo[a]anthracene	0.063		0.038	0.013
50-32-8	Benzo[a]pyrene	0.074		0.038	0.010
205-99-2	Benzo[b]fluoranthene	0.10		0.038	0.0099
191-24-2	Benzo[g,h,i]perylene	0.050	J	0.38	0.011
207-08-9	Benzo[k]fluoranthene	0.044		0.038	0.0075
111-91-1	Bis(2-chloroethoxy)methane	0.38	U	0.38	0.030
111-44-4	Bis(2-chloroethyl)ether	0.038	U	0.038	0.013
117-81-7	Bis(2-ethylhexyl) phthalate	0.026	J	0.38	0.020
85-68-7	Butyl benzyl phthalate	0.38	U	0.38	0.018
105-60-2	Caprolactam	0.38	U	0.38	0.059
86-74-8	Carbazole	0.38	U	0.38	0.015
218-01-9	Chrysene	0.091	J	0.38	0.0064
53-70-3	Dibenz(a,h)anthracene	0.038	U	0.038	0.017
132-64-9	Dibenzofuran	0.38	U	0.38	0.013
84-66-2	Diethyl phthalate	0.38	U	0.38	0.012
131-11-3	Dimethyl phthalate	0.38	U	0.38	0.087
84-74-2	Di-n-butyl phthalate	0.015	J	0.38	0.014
117-84-0	Di-n-octyl phthalate	0.38	U	0.38	0.020
206-44-0	Fluoranthene	0.14	J	0.38	0.013
86-73-7	Fluorene	0.38	U	0.38	0.011
118-74-1	Hexachlorobenzene	0.038	U	0.038	0.018
87-68-3	Hexachlorobutadiene	0.077	U	0.077	0.0081
77-47-4	Hexachlorocyclopentadiene	0.38	U	0.38	0.033
67-72-1	Hexachloroethane	0.038	U	0.038	0.013
193-39-5	Indeno[1,2,3-cd]pyrene	0.056	*J+	0.038	0.015
78-59-1	Isophorone	0.15	U	0.15	0.11
91-20-3	Naphthalene	0.021	J	0.38	0.0066
98-95-3	Nitrobenzene	0.038	U	0.038	0.021
621-64-7	N-Nitrosodi-n-propylamine	0.038	U	0.038	0.028

FORM I
GC/MS SEMI VOA ORGANICS ANALYSIS DATA SHEET

Lab Name: Eurofins Edison | Job No.: 460-268165-1

SDG No.:

Client Sample ID: IRM-EX-003_3_20221025 | Lab Sample ID: 460-268165-3

Matrix: Solid | Lab File ID: Z73653.d

Analysis Method: 8270E | Date Collected: 10/25/2022 08:40

Extract. Method: 3546 | Date Extracted: 10/26/2022 10:47

Sample wt/vol: 15.01(g) | Date Analyzed: 10/27/2022 04:17

Con. Extract Vol.: 1(mL) | Dilution Factor: 1

Injection Volume: 1(uL) | GC Column: Rtxi-5Sil MS ID: 0.25(mm)

% Moisture: 13.4 % Solids: 86.6 | GPC Cleanup:(Y/N) N

Cleanup Factor: | Level: (low/med) Low

Analysis Batch No.: 874323 | Units: mg/Kg

CAS NO.	COMPOUND NAME	RESULT	Q	RL	MDL
86-30-6	N-Nitrosodiphenylamine	0.38	U	0.38	0.031
87-86-5	Pentachlorophenol	0.31	U	0.31	0.078
85-01-8	Phenanthrene	0.061	J	0.38	0.0067
108-95-2	Phenol	0.38	U	0.38	0.014
129-00-0	Pyrene	0.12	J	0.38	0.0095

CAS NO.	SURROGATE	%REC	Q	LIMITS
118-79-6	2,4,6-Tribromophenol (Surr)	74		10-123
321-60-8	2-Fluorobiphenyl	82		22-122
367-12-4	2-Fluorophenol (Surr)	68		18-123
4165-60-0	Nitrobenzene-d5 (Surr)	68		16-125
4165-62-2	Phenol-d5 (Surr)	71		23-120
1718-51-0	Terphenyl-d14 (Surr)	78		25-126

11/6/2025

FORM I
GC/MS SEMI VOA ORGANICS ANALYSIS DATA SHEET

Lab Name: Eurofins Edison | Job No.: 460-268165-1

SDG No.:

Client Sample ID: IRM-EX-004_3_20221025 | Lab Sample ID: 460-268165-4

Matrix: Solid | Lab File ID: Z73650.d

Analysis Method: 8270E | Date Collected: 10/25/2022 09:10

Extract. Method: 3546 | Date Extracted: 10/26/2022 10:47

Sample wt/vol: 15.01(g) | Date Analyzed: 10/27/2022 03:08

Con. Extract Vol.: 1(mL) | Dilution Factor: 1

Injection Volume: 1(uL) | GC Column: Rtxi-5Sil MS ID: 0.25(mm)

% Moisture: 7.7 % Solids: 92.3 | GPC Cleanup:(Y/N) N

Cleanup Factor: | Level: (low/med) Low

Analysis Batch No.: 874323 | Units: mg/Kg

CAS NO.	COMPOUND NAME	RESULT	Q	RL	MDL
92-52-4	1,1'-Biphenyl	0.013	J	0.36	0.012
95-94-3	1,2,4,5-Tetrachlorobenzene	0.36	U	0.36	0.011
123-91-1	1,4-Dioxane	0.036	U	0.036	0.031
108-60-1	2,2'-oxybis[1-chloropropane]	0.36	U	0.36	0.0065
58-90-2	2,3,4,6-Tetrachlorophenol	0.36	U	0.36	0.024
95-95-4	2,4,5-Trichlorophenol	0.36	U	0.36	0.036
88-06-2	2,4,6-Trichlorophenol	0.14	U	0.14	0.046
120-83-2	2,4-Dichlorophenol	0.14	U	0.14	0.023
105-67-9	2,4-Dimethylphenol	0.36	U	0.36	0.043
51-28-5	2,4-Dinitrophenol	0.29	~~U~~ R	0.29	0.18
121-14-2	2,4-Dinitrotoluene	0.073	U	0.073	0.039
606-20-2	2,6-Dinitrotoluene	0.073	U	0.073	0.026
91-58-7	2-Chloronaphthalene	0.36	U	0.36	0.017
95-57-8	2-Chlorophenol	0.36	U	0.36	0.013
91-57-6	2-Methylnaphthalene	0.053	J	0.36	0.010
95-48-7	2-Methylphenol	0.36	~~U~~ UJ	0.36	0.013
88-74-4	2-Nitroaniline	0.36	U	0.36	0.027
88-75-5	2-Nitrophenol	0.36	U	0.36	0.036
15831-10-4	3 & 4 Methylphenol	0.36	U	0.36	0.022
91-94-1	3,3'-Dichlorobenzidine	0.14	U	0.14	0.054
99-09-2	3-Nitroaniline	0.36	U	0.36	0.085
534-52-1	4,6-Dinitro-2-methylphenol	0.29	~~U~~ R	0.29	0.15
101-55-3	4-Bromophenyl phenyl ether	0.016	J	0.36	0.014
59-50-7	4-Chloro-3-methylphenol	0.36	U	0.36	0.020
106-47-8	4-Chloroaniline	0.36	U	0.36	0.064
7005-72-3	4-Chlorophenyl phenyl ether	0.015	J	0.36	0.013
106-44-5	4-Methylphenol	0.36	U	0.36	0.022
100-01-6	4-Nitroaniline	0.36	U	0.36	0.041
100-02-7	4-Nitrophenol	0.73	U	0.73	0.058
83-32-9	Acenaphthene	0.029	J	0.36	0.010
208-96-8	Acenaphthylene	0.014	J	0.36	0.010
98-86-2	Acetophenone	0.36	U	0.36	0.018

11/6/2022 11/07/2022

FORM I
GC/MS SEMI VOA ORGANICS ANALYSIS DATA SHEET

Lab Name: Eurofins Edison | Job No.: 460-268165-1

SDG No.:

Client Sample ID: IRM-EX-004_3_20221025 | Lab Sample ID: 460-268165-4

Matrix: Solid | Lab File ID: Z73650.d

Analysis Method: 8270E | Date Collected: 10/25/2022 09:10

Extract. Method: 3546 | Date Extracted: 10/26/2022 10:47

Sample wt/vol: 15.01(g) | Date Analyzed: 10/27/2022 03:08

Con. Extract Vol.: 1(mL) | Dilution Factor: 1

Injection Volume: 1(uL) | GC Column: Rtxi-5Sil MS ID: 0.25(mm)

% Moisture: 7.7 % Solids: 92.3 | GPC Cleanup:(Y/N) N

Cleanup Factor: | Level: (low/med) Low

Analysis Batch No.: 874323 | Units: mg/Kg

CAS NO.	COMPOUND NAME	RESULT	Q	RL	MDL
120-12-7	Anthracene	0.036	J	0.36	0.011
1912-24-9	Atrazine	0.14	~~U~~ U	0.14	0.021
100-52-7	Benzaldehyde	0.36	~~U~~ U J	0.36	0.059
56-55-3	Benzo[a]anthracene	0.050		0.036	0.012
50-32-8	Benzo[a]pyrene	0.050		0.036	0.0095
205-99-2	Benzo[b]fluoranthene	0.057		0.036	0.0093
191-24-2	Benzo[g,h,i]perylene	0.048	~~U~~ J	0.36	0.011
207-08-9	Benzo[k]fluoranthene	0.039	J	0.036	0.0070
111-91-1	Bis(2-chloroethoxy)methane	0.36	U	0.36	0.028
111-44-4	Bis(2-chloroethyl)ether	0.036	U	0.036	0.012
117-81-7	Bis(2-ethylhexyl) phthalate	0.040	J	0.36	0.019
85-68-7	Butyl benzyl phthalate	0.025	J	0.36	0.017
105-60-2	Caprolactam	0.36	U	0.36	0.056
86-74-8	Carbazole	0.022	J	0.36	0.014
218-01-9	Chrysene	0.065	J	0.36	0.0061
53-70-3	Dibenz(a,h)anthracene	0.030	J	0.036	0.015
132-64-9	Dibenzofuran	0.015	J	0.36	0.012
84-66-2	Diethyl phthalate	0.017	J	0.36	0.012
131-11-3	Dimethyl phthalate	0.36	U	0.36	0.081
84-74-2	Di-n-butyl phthalate	0.36	U	0.36	0.013
117-84-0	Di-n-octyl phthalate	0.021	J	0.36	0.019
206-44-0	Fluoranthene	0.087	J	0.36	0.013
86-73-7	Fluorene	0.035	J	0.36	0.010
118-74-1	Hexachlorobenzene	0.017	J	0.036	0.017
87-68-3	Hexachlorobutadiene	0.073	U	0.073	0.0076
77-47-4	Hexachlorocyclopentadiene	0.36	~~U~~ UJ	0.36	0.031
67-72-1	Hexachloroethane	0.036	U	0.036	0.012
193-39-5	Indeno[1,2,3-cd]pyrene	0.057	~~J~~ J	0.036	0.014
78-59-1	Isophorone	0.14	U	0.14	0.10
91-20-3	Naphthalene	0.065	J	0.36	0.0062
98-95-3	Nitrobenzene	0.036	U	0.036	0.020
621-64-7	N-Nitrosodi-n-propylamine	0.036	U	0.036	0.026

Lori Bs 11/6/2022 11/07/2022

FORM I
GC/MS SEMI VOA ORGANICS ANALYSIS DATA SHEET

Lab Name: Eurofins Edison | Job No.: 460-268165-1

SDG No.:

Client Sample ID: IRM-EX-004_3_20221025 | Lab Sample ID: 460-268165-4

Matrix: Solid | Lab File ID: Z73650.d

Analysis Method: 8270E | Date Collected: 10/25/2022 09:10

Extract. Method: 3546 | Date Extracted: 10/26/2022 10:47

Sample wt/vol: 15.01(g) | Date Analyzed: 10/27/2022 03:08

Con. Extract Vol.: 1(mL) | Dilution Factor: 1

Injection Volume: 1(uL) | GC Column: Rtxi-5Sil MS ID: 0.25(mm)

% Moisture: 7.7 % Solids: 92.3 | GPC Cleanup:(Y/N) N

Cleanup Factor: | Level: (low/med) Low

Analysis Batch No.: 874323 | Units: mg/Kg

CAS NO.	COMPOUND NAME	RESULT	Q	RL	MDL
86-30-6	N-Nitrosodiphenylamine	0.36	U	0.36	0.029
87-86-5	Pentachlorophenol	0.29	U	0.29	0.073
85-01-8	Phenanthrene	0.12	J	0.36	0.0063
108-95-2	Phenol	0.36	U	0.36	0.013
129-00-0	Pyrene	0.10	J	0.36	0.0089

CAS NO.	SURROGATE	%REC	Q	LIMITS
118-79-6	2,4,6-Tribromophenol (Surr)	79		10-123
321-60-8	2-Fluorobiphenyl	82		22-122
367-12-4	2-Fluorophenol (Surr)	72		18-123
4165-60-0	Nitrobenzene-d5 (Surr)	71		16-125
4165-62-2	Phenol-d5 (Surr)	77		23-120
1718-51-0	Terphenyl-d14 (Surr)	83		25-126

11/6/2025

FORM I
GC/MS SEMI VOA ORGANICS ANALYSIS DATA SHEET

Lab Name: Eurofins Edison | Job No.: 460-268165-1

SDG No.:

Client Sample ID: IRM-EX-X01_20221025 | Lab Sample ID: 460-268165-5

Matrix: Solid IRM-EX-004_3_20221025 | Lab File ID: Z73654.d

Analysis Method: 8270E | Date Collected: 10/25/2022 09:15

Extract. Method: 3546 | Date Extracted: 10/26/2022 10:47

Sample wt/vol: 15.00(g) | Date Analyzed: 10/27/2022 04:40

Con. Extract Vol.: 1(mL) | Dilution Factor: 1

Injection Volume: 1(uL) | GC Column: Rtxi-5Sil MS ID: 0.25(mm)

% Moisture: 11.0 % Solids: 89.0 | GPC Cleanup:(Y/N) N

Cleanup Factor: | Level: (low/med) Low

Analysis Batch No.: 874323 | Units: mg/Kg

CAS NO.	COMPOUND NAME	RESULT	Q	RL	MDL
92-52-4	1,1'-Biphenyl	0.37	U	0.37	0.013
95-94-3	1,2,4,5-Tetrachlorobenzene	0.37	U	0.37	0.012
123-91-1	1,4-Dioxane	0.037	U	0.037	0.032
108-60-1	2,2'-oxybis[1-chloropropane]	0.37	U	0.37	0.0067
58-90-2	2,3,4,6-Tetrachlorophenol	0.37	U	0.37	0.025
95-95-4	2,4,5-Trichlorophenol	0.37	U	0.37	0.038
88-06-2	2,4,6-Trichlorophenol	0.15	U	0.15	0.048
120-83-2	2,4-Dichlorophenol	0.15	U	0.15	0.024
105-67-9	2,4-Dimethylphenol	0.37	U	0.37	0.044
51-28-5	2,4-Dinitrophenol	0.30	~~U~~ R	0.30	0.18
121-14-2	2,4-Dinitrotoluene	0.075	U	0.075	0.040
606-20-2	2,6-Dinitrotoluene	0.075	U	0.075	0.027
91-58-7	2-Chloronaphthalene	0.37	U	0.37	0.017
95-57-8	2-Chlorophenol	0.37	U	0.37	0.013
91-57-6	2-Methylnaphthalene	0.37	U	0.37	0.010
95-48-7	2-Methylphenol	0.37	~~U~~ UJ	0.37	0.014
88-74-4	2-Nitroaniline	0.37	U	0.37	0.028
88-75-5	2-Nitrophenol	0.37	U	0.37	0.037
15831-10-4	3 & 4 Methylphenol	0.37	U	0.37	0.023
91-94-1	3,3'-Dichlorobenzidine	0.15	U	0.15	0.056
99-09-2	3-Nitroaniline	0.37	U	0.37	0.088
534-52-1	4,6-Dinitro-2-methylphenol	0.30	~~U~~ R	0.30	0.15
101-55-3	4-Bromophenyl phenyl ether	0.37	U	0.37	0.015
59-50-7	4-Chloro-3-methylphenol	0.37	U	0.37	0.021
106-47-8	4-Chloroaniline	0.37	U	0.37	0.066
7005-72-3	4-Chlorophenyl phenyl ether	0.37	U	0.37	0.013
106-44-5	4-Methylphenol	0.37	U	0.37	0.023
100-01-6	4-Nitroaniline	0.37	U	0.37	0.043
100-02-7	4-Nitrophenol	0.75	U	0.75	0.061
83-32-9	Acenaphthene	0.37	U	0.37	0.011
208-96-8	Acenaphthylene	0.37	U	0.37	0.011
98-86-2	Acetophenone	0.37	U	0.37	0.018

11/7/2022 11/8/2022

FORM I
GC/MS SEMI VOA ORGANICS ANALYSIS DATA SHEET

Lab Name: Eurofins Edison | Job No.: 460-268165-1

SDG No.:

Client Sample ID: IRM-EX-X01_20221025 | Lab Sample ID: 460-268165-5

Matrix: Solid | Lab File ID: Z73654.d

Analysis Method: 8270E | Date Collected: 10/25/2022 09:15

Extract. Method: 3546 | Date Extracted: 10/26/2022 10:47

Sample wt/vol: 15.00(g) | Date Analyzed: 10/27/2022 04:40

Con. Extract Vol.: 1(mL) | Dilution Factor: 1

Injection Volume: 1(uL) | GC Column: Rtxi-5Sil MS ID: 0.25(mm)

% Moisture: 11.0 % Solids: 89.0 | GPC Cleanup:(Y/N) N

Cleanup Factor: | Level: (low/med) Low

Analysis Batch No.: 874323 | Units: mg/Kg

CAS NO.	COMPOUND NAME	RESULT	Q	RL	MDL
120-12-7	Anthracene	0.37	U	0.37	0.011
1912-24-9	Atrazine	0.15	~~U~~ U	0.15	0.022
100-52-7	Benzaldehyde	0.37	~~U~~ U J	0.37	0.061
56-55-3	Benzo[a]anthracene	0.034	J	0.037	0.013
50-32-8	Benzo[a]pyrene	0.033	J	0.037	0.0099
205-99-2	Benzo[b]fluoranthene	0.039		0.037	0.0096
191-24-2	Benzo[g,h,i]perylene	0.022	~~J~~ J	0.37	0.011
207-08-9	Benzo[k]fluoranthene	0.018	J	0.037	0.0073
111-91-1	Bis(2-chloroethoxy)methane	0.37	U	0.37	0.029
111-44-4	Bis(2-chloroethyl)ether	0.037	U	0.037	0.013
117-81-7	Bis(2-ethylhexyl) phthalate	0.37	U	0.37	0.020
85-68-7	Butyl benzyl phthalate	0.37	U	0.37	0.017
105-60-2	Caprolactam	0.37	U	0.37	0.058
86-74-8	Carbazole	0.37	U	0.37	0.014
218-01-9	Chrysene	0.032	J	0.37	0.0063
53-70-3	Dibenz(a,h)anthracene	0.037	U	0.037	0.016
132-64-9	Dibenzofuran	0.37	U	0.37	0.012
84-66-2	Diethyl phthalate	0.37	U	0.37	0.012
131-11-3	Dimethyl phthalate	0.37	U	0.37	0.084
84-74-2	Di-n-butyl phthalate	0.37	U	0.37	0.014
117-84-0	Di-n-octyl phthalate	0.37	U	0.37	0.020
206-44-0	Fluoranthene	0.050	J	0.37	0.013
86-73-7	Fluorene	0.37	U	0.37	0.011
118-74-1	Hexachlorobenzene	0.037	U	0.037	0.018
87-68-3	Hexachlorobutadiene	0.075	U	0.075	0.0079
77-47-4	Hexachlorocyclopentadiene	0.37	~~U~~ U J	0.37	0.033
67-72-1	Hexachloroethane	0.037	U	0.037	0.013
193-39-5	Indeno[1,2,3-cd]pyrene	0.021	~~J~~ J	0.037	0.015
78-59-1	Isophorone	0.15	U	0.15	0.11
91-20-3	Naphthalene	0.0071	J	0.37	0.0064
98-95-3	Nitrobenzene	0.037	U	0.037	0.021
621-64-7	N-Nitrosodi-n-propylamine	0.037	U	0.037	0.027

FORM I
GC/MS SEMI VOA ORGANICS ANALYSIS DATA SHEET

Lab Name: Eurofins Edison | Job No.: 460-268165-1

SDG No.:

Client Sample ID: IRM-EX-X01_20221025 | Lab Sample ID: 460-268165-5

Matrix: Solid IRM-EX-004_3_20221025 | Lab File ID: Z73654.d

Analysis Method: 8270E | Date Collected: 10/25/2022 09:15

Extract. Method: 3546 | Date Extracted: 10/26/2022 10:47

Sample wt/vol: 15.00(g) | Date Analyzed: 10/27/2022 04:40

Con. Extract Vol.: 1(mL) | Dilution Factor: 1

Injection Volume: 1(uL) | GC Column: Rtxi-5Sil MS ID: 0.25(mm)

% Moisture: 11.0 % Solids: 89.0 | GPC Cleanup:(Y/N) N

Cleanup Factor: | Level: (low/med) Low

Analysis Batch No.: 874323 | Units: mg/Kg

CAS NO.	COMPOUND NAME	RESULT	Q	RL	MDL
86-30-6	N-Nitrosodiphenylamine	0.37	U	0.37	0.031
87-86-5	Pentachlorophenol	0.30	U	0.30	0.076
85-01-8	Phenanthrene	0.035	J	0.37	0.0065
108-95-2	Phenol	0.37	U	0.37	0.014
129-00-0	Pyrene	0.048	J	0.37	0.0092

CAS NO.	SURROGATE	%REC	Q	LIMITS
118-79-6	2,4,6-Tribromophenol (Surr)	101		10-123
321-60-8	2-Fluorobiphenyl	106		22-122
367-12-4	2-Fluorophenol (Surr)	84		18-123
4165-60-0	Nitrobenzene-d5 (Surr)	89		16-125
4165-62-2	Phenol-d5 (Surr)	93		23-120
1718-51-0	Terphenyl-d14 (Surr)	99		25-126

11/6/2022

11/07/2022

FORM I
GC/MS SEMI VOA ORGANICS ANALYSIS DATA SHEET

Lab Name: Eurofins Edison | Job No.: 460-268165-1

SDG No.:

Client Sample ID: IRM-EX-005_4_20221025 | Lab Sample ID: 460-268165-6

Matrix: Solid | Lab File ID: Z73651.d

Analysis Method: 8270E | Date Collected: 10/25/2022 10:45

Extract. Method: 3546 | Date Extracted: 10/26/2022 10:47

Sample wt/vol: 15.04(g) | Date Analyzed: 10/27/2022 03:31

Con. Extract Vol.: 1(mL) | Dilution Factor: 1

Injection Volume: 1(uL) | GC Column: Rtxi-5Sil MS ID: 0.25(mm)

% Moisture: 10.1 % Solids: 89.9 | GPC Cleanup:(Y/N) N

Cleanup Factor: | Level: (low/med) Low

Analysis Batch No.: 874323 | Units: mg/Kg

CAS NO.	COMPOUND NAME	RESULT	Q	RL	MDL
92-52-4	1,1'-Biphenyl	0.37	U	0.37	0.013
95-94-3	1,2,4,5-Tetrachlorobenzene	0.37	U	0.37	0.011
108-60-1	2,2'-oxybis[1-chloropropane]	0.37	U	0.37	0.0066
58-90-2	2,3,4,6-Tetrachlorophenol	0.37	U	0.37	0.025
95-95-4	2,4,5-Trichlorophenol	0.37	U	0.37	0.037
88-06-2	2,4,6-Trichlorophenol	0.15	U	0.15	0.047
120-83-2	2,4-Dichlorophenol	0.15	U	0.15	0.024
105-67-9	2,4-Dimethylphenol	0.37	U	0.37	0.044
51-28-5	2,4-Dinitrophenol	0.29	U	0.29	0.18
121-14-2	2,4-Dinitrotoluene	0.074	U	0.074	0.039
606-20-2	2,6-Dinitrotoluene	0.074	U	0.074	0.027
91-58-7	2-Chloronaphthalene	0.37	U	0.37	0.017
95-57-8	2-Chlorophenol	0.37	U	0.37	0.013
91-57-6	2-Methylnaphthalene	0.37	U	0.37	0.010
95-48-7	2-Methylphenol	0.37	U	0.37	0.014
88-74-4	2-Nitroaniline	0.37	U	0.37	0.028
88-75-5	2-Nitrophenol	0.37	U	0.37	0.037
15831-10-4	3 & 4 Methylphenol	0.37	U	0.37	0.023
91-94-1	3,3'-Dichlorobenzidine	0.15	U	0.15	0.055
99-09-2	3-Nitroaniline	0.37	U	0.37	0.087
534-52-1	4,6-Dinitro-2-methylphenol	0.29	U	0.29	0.15
101-55-3	4-Bromophenyl phenyl ether	0.37	U	0.37	0.015
59-50-7	4-Chloro-3-methylphenol	0.37	U	0.37	0.021
106-47-8	4-Chloroaniline	0.37	U	0.37	0.065
7005-72-3	4-Chlorophenyl phenyl ether	0.37	U	0.37	0.013
106-44-5	4-Methylphenol	0.37	U	0.37	0.023
100-01-6	4-Nitroaniline	0.37	U	0.37	0.042
100-02-7	4-Nitrophenol	0.74	U	0.74	0.060
83-32-9	Acenaphthene	0.37	U	0.37	0.010
208-96-8	Acenaphthylene	0.37	U	0.37	0.010
98-86-2	Acetophenone	0.37	U	0.37	0.018
120-12-7	Anthracene	0.37	U	0.37	0.011

FORM I
GC/MS SEMI VOA ORGANICS ANALYSIS DATA SHEET

Lab Name: Eurofins Edison | Job No.: 460-268165-1

SDG No.:

Client Sample ID: IRM-EX-005_4_20221025 | Lab Sample ID: 460-268165-6

Matrix: Solid | Lab File ID: Z73651.d

Analysis Method: 8270E | Date Collected: 10/25/2022 10:45

Extract. Method: 3546 | Date Extracted: 10/26/2022 10:47

Sample wt/vol: 15.04(g) | Date Analyzed: 10/27/2022 03:31

Con. Extract Vol.: 1(mL) | Dilution Factor: 1

Injection Volume: 1(uL) | GC Column: Rtxi-5Sil MS ID: 0.25(mm)

% Moisture: 10.1 % Solids: 89.9 | GPC Cleanup:(Y/N) N

Cleanup Factor: | Level: (low/med) Low

Analysis Batch No.: 874323 | Units: mg/Kg

CAS NO.	COMPOUND NAME	RESULT	Q	RL	MDL
1912-24-9	Atrazine	0.15	~~U~~ U	0.15	0.022
100-52-7	Benzaldehyde	0.37	~~U~~ UJ	0.37	0.061
56-55-3	Benzo[a]anthracene	0.014	J	0.037	0.013
50-32-8	Benzo[a]pyrene	0.037	U	0.037	0.0098
205-99-2	Benzo[b]fluoranthene	0.010	J	0.037	0.0095
191-24-2	Benzo[g,h,i]perylene	0.37	U	0.37	0.011
207-08-9	Benzo[k]fluoranthene	0.0072	J	0.037	0.0072
111-91-1	Bis(2-chloroethoxy)methane	0.37	U	0.37	0.029
111-44-4	Bis(2-chloroethyl)ether	0.037	U	0.037	0.013
117-81-7	Bis(2-ethylhexyl) phthalate	0.37	U	0.37	0.019
85-68-7	Butyl benzyl phthalate	0.37	U	0.37	0.017
105-60-2	Caprolactam	0.37	U	0.37	0.057
86-74-8	Carbazole	0.37	U	0.37	0.014
218-01-9	Chrysene	0.012	J	0.37	0.0062
53-70-3	Dibenz(a,h)anthracene	0.037	U	0.037	0.016
132-64-9	Dibenzofuran	0.37	U	0.37	0.012
84-66-2	Diethyl phthalate	0.37	U	0.37	0.012
131-11-3	Dimethyl phthalate	0.37	U	0.37	0.083
84-74-2	Di-n-butyl phthalate	0.37	U	0.37	0.014
117-84-0	Di-n-octyl phthalate	0.37	U	0.37	0.019
206-44-0	Fluoranthene	0.017	J	0.37	0.013
86-73-7	Fluorene	0.37	U	0.37	0.011
118-74-1	Hexachlorobenzene	0.037	U	0.037	0.017
87-68-3	Hexachlorobutadiene	0.074	U	0.074	0.0078
77-47-4	Hexachlorocyclopentadiene	0.37	U	0.37	0.032
67-72-1	Hexachloroethane	0.037	U	0.037	0.013
193-39-5	Indeno[1,2,3-cd]pyrene	0.037	~~U~~ UJ	0.037	0.014
78-59-1	Isophorone	0.15	U	0.15	0.11
91-20-3	Naphthalene	0.0092	J	0.37	0.0063
98-95-3	Nitrobenzene	0.037	U	0.037	0.020
621-64-7	N-Nitrosodi-n-propylamine	0.037	U	0.037	0.027
86-30-6	N-Nitrosodiphenylamine	0.37	U	0.37	0.030

11/10/2025 11/07/2022

FORM I
GC/MS SEMI VOA ORGANICS ANALYSIS DATA SHEET

Lab Name: Eurofins Edison | Job No.: 460-268165-1

SDG No.:

Client Sample ID: IRM-EX-005_4_20221025 | Lab Sample ID: 460-268165-6

Matrix: Solid | Lab File ID: Z73651.d

Analysis Method: 8270E | Date Collected: 10/25/2022 10:45

Extract. Method: 3546 | Date Extracted: 10/26/2022 10:47

Sample wt/vol: 15.04(g) | Date Analyzed: 10/27/2022 03:31

Con. Extract Vol.: 1(mL) | Dilution Factor: 1

Injection Volume: 1(uL) | GC Column: Rtxi-5Sil MS ID: 0.25(mm)

% Moisture: 10.1 % Solids: 89.9 | GPC Cleanup:(Y/N) N

Cleanup Factor: | Level: (low/med) Low

Analysis Batch No.: 874323 | Units: mg/Kg

CAS NO.	COMPOUND NAME	RESULT	Q	RL	MDL
87-86-5	Pentachlorophenol	0.29	U	0.29	0.075
85-01-8	Phenanthrene	0.014	J	0.37	0.0064
108-95-2	Phenol	0.37	U	0.37	0.013
129-00-0	Pyrene	0.018	J	0.37	0.0091

CAS NO.	SURROGATE	%REC	Q	LIMITS
118-79-6	2,4,6-Tribromophenol (Surr)	85		10-123
321-60-8	2-Fluorobiphenyl	88		22-122
367-12-4	2-Fluorophenol (Surr)	80		18-123
4165-60-0	Nitrobenzene-d5 (Surr)	77		16-125
4165-62-2	Phenol-d5 (Surr)	84		23-120
1718-51-0	Terphenyl-d14 (Surr)	95		25-126

FORM I
GC/MS SEMI VOA ORGANICS ANALYSIS DATA SHEET

Lab Name: Eurofins Edison | Job No.: 460-268165-1

SDG No.:

Client Sample ID: IRM-EX-007_4_20221025 | Lab Sample ID: 460-268165-7

Matrix: Solid | Lab File ID: Z73655.d

Analysis Method: 8270E | Date Collected: 10/25/2022 10:40

Extract. Method: 3546 | Date Extracted: 10/26/2022 10:47

Sample wt/vol: 15.01(g) | Date Analyzed: 10/27/2022 05:03

Con. Extract Vol.: 1(mL) | Dilution Factor: 1

Injection Volume: 1(uL) | GC Column: Rtxi-5Sil MS ID: 0.25(mm)

% Moisture: 11.4 % Solids: 88.6 | GPC Cleanup:(Y/N) N

Cleanup Factor: | Level: (low/med) Low

Analysis Batch No.: 874323 | Units: mg/Kg

CAS NO.	COMPOUND NAME	RESULT	Q	RL	MDL
92-52-4	1,1'-Biphenyl	0.37	U	0.37	0.013
95-94-3	1,2,4,5-Tetrachlorobenzene	0.37	U	0.37	0.012
123-91-1	1,4-Dioxane	0.037	U	0.037	0.033
108-60-1	2,2'-oxybis[1-chloropropane]	0.37	U	0.37	0.0068
58-90-2	2,3,4,6-Tetrachlorophenol	0.37	U	0.37	0.025
95-95-4	2,4,5-Trichlorophenol	0.37	U	0.37	0.038
88-06-2	2,4,6-Trichlorophenol	0.15	U	0.15	0.048
120-83-2	2,4-Dichlorophenol	0.15	U	0.15	0.024
105-67-9	2,4-Dimethylphenol	0.37	U	0.37	0.045
51-28-5	2,4-Dinitrophenol	0.30	U	0.30	0.18
121-14-2	2,4-Dinitrotoluene	0.076	U	0.076	0.040
606-20-2	2,6-Dinitrotoluene	0.076	U	0.076	0.027
91-58-7	2-Chloronaphthalene	0.37	U	0.37	0.017
95-57-8	2-Chlorophenol	0.37	U	0.37	0.013
91-57-6	2-Methylnaphthalene	0.37	U	0.37	0.010
95-48-7	2-Methylphenol	0.37	U	0.37	0.014
88-74-4	2-Nitroaniline	0.37	U	0.37	0.028
88-75-5	2-Nitrophenol	0.37	U	0.37	0.037
15831-10-4	3 & 4 Methylphenol	0.37	U	0.37	0.023
91-94-1	3,3'-Dichlorobenzidine	0.15	U	0.15	0.056
99-09-2	3-Nitroaniline	0.37	U	0.37	0.089
534-52-1	4,6-Dinitro-2-methylphenol	0.30	U	0.30	0.15
101-55-3	4-Bromophenyl phenyl ether	0.37	U	0.37	0.015
59-50-7	4-Chloro-3-methylphenol	0.37	U	0.37	0.021
106-47-8	4-Chloroaniline	0.37	U	0.37	0.066
7005-72-3	4-Chlorophenyl phenyl ether	0.37	U	0.37	0.013
106-44-5	4-Methylphenol	0.37	U	0.37	0.023
100-01-6	4-Nitroaniline	0.37	U	0.37	0.043
100-02-7	4-Nitrophenol	0.76	U	0.76	0.061
83-32-9	Acenaphthene	0.086	J	0.37	0.011
208-96-8	Acenaphthylene	0.37	U	0.37	0.011
98-86-2	Acetophenone	0.37	U	0.37	0.018

FORM I
GC/MS SEMI VOA ORGANICS ANALYSIS DATA SHEET

Lab Name: Eurofins Edison | Job No.: 460-268165-1

SDG No.:

Client Sample ID: IRM-EX-007_4_20221025 | Lab Sample ID: 460-268165-7

Matrix: Solid | Lab File ID: Z73655.d

Analysis Method: 8270E | Date Collected: 10/25/2022 10:40

Extract. Method: 3546 | Date Extracted: 10/26/2022 10:47

Sample wt/vol: 15.01(g) | Date Analyzed: 10/27/2022 05:03

Con. Extract Vol.: 1(mL) | Dilution Factor: 1

Injection Volume: 1(uL) | GC Column: Rtxi-5Sil MS ID: 0.25(mm)

% Moisture: 11.4 % Solids: 88.6 | GPC Cleanup:(Y/N) N

Cleanup Factor: | Level: (low/med) Low

Analysis Batch No.: 874323 | Units: mg/Kg

CAS NO.	COMPOUND NAME	RESULT	Q	RL	MDL
120-12-7	Anthracene	0.20	J	0.37	0.011
1912-24-9	Atrazine	0.15	~~U~~ U	0.15	0.022
100-52-7	Benzaldehyde	0.37	~~U~~ UJ	0.37	0.062
56-55-3	Benzo[a]anthracene	0.68		0.037	0.013
50-32-8	Benzo[a]pyrene	0.70		0.037	0.0099
205-99-2	Benzo[b]fluoranthene	0.85		0.037	0.0097
191-24-2	Benzo[g,h,i]perylene	0.33	J	0.37	0.011
207-08-9	Benzo[k]fluoranthene	0.30		0.037	0.0073
111-91-1	Bis(2-chloroethoxy)methane	0.37	U	0.37	0.029
111-44-4	Bis(2-chloroethyl)ether	0.037	U	0.037	0.013
117-81-7	Bis(2-ethylhexyl) phthalate	0.028	J	0.37	0.020
85-68-7	Butyl benzyl phthalate	0.37	U	0.37	0.018
105-60-2	Caprolactam	0.37	U	0.37	0.058
86-74-8	Carbazole	0.37	U	0.37	0.014
218-01-9	Chrysene	0.73		0.37	0.0063
53-70-3	Dibenz(a,h)anthracene	0.11		0.037	0.016
132-64-9	Dibenzofuran	0.035	J	0.37	0.012
84-66-2	Diethyl phthalate	0.37	U	0.37	0.012
131-11-3	Dimethyl phthalate	0.37	U	0.37	0.085
84-74-2	Di-n-butyl phthalate	0.021	J	0.37	0.014
117-84-0	Di-n-octyl phthalate	0.37	U	0.37	0.020
206-44-0	Fluoranthene	1.5		0.37	0.013
86-73-7	Fluorene	0.056	J	0.37	0.011
118-74-1	Hexachlorobenzene	0.037	U	0.037	0.018
87-68-3	Hexachlorobutadiene	0.076	U	0.076	0.0079
77-47-4	Hexachlorocyclopentadiene	0.37	U	0.37	0.033
67-72-1	Hexachloroethane	0.037	U	0.037	0.013
193-39-5	Indeno[1,2,3-cd]pyrene	0.40	~~J~~ J+	0.037	0.015
78-59-1	Isophorone	0.15	U	0.15	0.11
91-20-3	Naphthalene	0.017	J	0.37	0.0065
98-95-3	Nitrobenzene	0.037	U	0.037	0.021
621-64-7	N-Nitrosodi-n-propylamine	0.037	U	0.037	0.027

FORM I
GC/MS SEMI VOA ORGANICS ANALYSIS DATA SHEET

Lab Name: Eurofins Edison
Job No.: 460-268165-1
SDG No.:
Client Sample ID: IRM-EX-007_4_20221025
Lab Sample ID: 460-268165-7
Matrix: Solid
Lab File ID: Z73655.d
Analysis Method: 8270E
Date Collected: 10/25/2022 10:40
Extract. Method: 3546
Date Extracted: 10/26/2022 10:47
Sample wt/vol: 15.01(g)
Date Analyzed: 10/27/2022 05:03
Con. Extract Vol.: 1(mL)
Dilution Factor: 1
Injection Volume: 1(uL)
GC Column: Rtxi-5Sil MS ID: 0.25(mm)
% Moisture: 11.4 % Solids: 88.6
GPC Cleanup:(Y/N) N
Cleanup Factor:
Level: (low/med) Low
Analysis Batch No.: 874323
Units: mg/Kg

CAS NO.	COMPOUND NAME	RESULT	Q	RL	MDL
86-30-6	N-Nitrosodiphenylamine	0.37	U	0.37	0.031
87-86-5	Pentachlorophenol	0.30	U	0.30	0.077
85-01-8	Phenanthrene	0.98		0.37	0.0066
108-95-2	Phenol	0.37	U	0.37	0.014
129-00-0	Pyrene	1.3		0.37	0.0093

CAS NO.	SURROGATE	%REC	Q	LIMITS
118-79-6	2,4,6-Tribromophenol (Surr)	85		10-123
321-60-8	2-Fluorobiphenyl	88		22-122
367-12-4	2-Fluorophenol (Surr)	68		18-123
4165-60-0	Nitrobenzene-d5 (Surr)	74		16-125
4165-62-2	Phenol-d5 (Surr)	73		23-120
1718-51-0	Terphenyl-d14 (Surr)	83		25-126

11/16/2024 11/07/2022

FORM I
GC/MS SEMI VOA ORGANICS ANALYSIS DATA SHEET

Lab Name: Eurofins Edison | Job No.: 460-268165-1

SDG No.:

Client Sample ID: IRM-EX-006_4_20221025 | Lab Sample ID: 460-268165-8

Matrix: Solid | Lab File ID: Z73645.d

Analysis Method: 8270E | Date Collected: 10/25/2022 10:55

Extract. Method: 3546 | Date Extracted: 10/26/2022 10:47

Sample wt/vol: 15.02(g) | Date Analyzed: 10/27/2022 01:13

Con. Extract Vol.: 1(mL) | Dilution Factor: 1

Injection Volume: 1(uL) | GC Column: Rtxi-5Sil MS ID: 0.25(mm)

% Moisture: 7.4 % Solids: 92.6 | GPC Cleanup:(Y/N) N

Cleanup Factor: | Level: (low/med) Low

Analysis Batch No.: 874323 | Units: mg/Kg

CAS NO.	COMPOUND NAME	RESULT	Q	RL	MDL
92-52-4	1,1'-Biphenyl	0.36	U	0.36	0.012
95-94-3	1,2,4,5-Tetrachlorobenzene	0.36	U	0.36	0.011
108-60-1	2,2'-oxybis[1-chloropropane]	0.36	U	0.36	0.0065
58-90-2	2,3,4,6-Tetrachlorophenol	0.36	U	0.36	0.024
95-95-4	2,4,5-Trichlorophenol	0.36	U	0.36	0.036
88-06-2	2,4,6-Trichlorophenol	0.14	U	0.14	0.046
120-83-2	2,4-Dichlorophenol	0.14	U	0.14	0.023
105-67-9	2,4-Dimethylphenol	0.36	U	0.36	0.043
51-28-5	2,4-Dinitrophenol	0.29	U	0.29	0.18
121-14-2	2,4-Dinitrotoluene	0.072	U	0.072	0.038
606-20-2	2,6-Dinitrotoluene	0.072	U	0.072	0.026
91-58-7	2-Chloronaphthalene	0.36	U	0.36	0.017
95-57-8	2-Chlorophenol	0.36	U	0.36	0.013
91-57-6	2-Methylnaphthalene	0.36	U	0.36	0.010
95-48-7	2-Methylphenol	0.36	U	0.36	0.013
88-74-4	2-Nitroaniline	0.36	U	0.36	0.027
88-75-5	2-Nitrophenol	0.36	U	0.36	0.036
15831-10-4	3 & 4 Methylphenol	0.36	U	0.36	0.022
91-94-1	3,3'-Dichlorobenzidine	0.14	U	0.14	0.054
99-09-2	3-Nitroaniline	0.36	U	0.36	0.085
534-52-1	4,6-Dinitro-2-methylphenol	0.29	U	0.29	0.15
101-55-3	4-Bromophenyl phenyl ether	0.36	U	0.36	0.014
59-50-7	4-Chloro-3-methylphenol	0.36	U	0.36	0.020
106-47-8	4-Chloroaniline	0.36	U	0.36	0.063
7005-72-3	4-Chlorophenyl phenyl ether	0.36	U	0.36	0.013
106-44-5	4-Methylphenol	0.36	U	0.36	0.022
100-01-6	4-Nitroaniline	0.36	U	0.36	0.041
100-02-7	4-Nitrophenol	0.72	U	0.72	0.058
83-32-9	Acenaphthene	0.36	U	0.36	0.010
208-96-8	Acenaphthylene	0.36	U	0.36	0.010
98-86-2	Acetophenone	0.36	U	0.36	0.018
120-12-7	Anthracene	0.36	U	0.36	0.011

11/16/2022

11/07/2022

FORM I
GC/MS SEMI VOA ORGANICS ANALYSIS DATA SHEET

Lab Name: Eurofins Edison | Job No.: 460-268165-1

SDG No.:

Client Sample ID: IRM-EX-006_4_20221025 | Lab Sample ID: 460-268165-8

Matrix: Solid | Lab File ID: Z73645.d

Analysis Method: 8270E | Date Collected: 10/25/2022 10:55

Extract. Method: 3546 | Date Extracted: 10/26/2022 10:47

Sample wt/vol: 15.02(g) | Date Analyzed: 10/27/2022 01:13

Con. Extract Vol.: 1(mL) | Dilution Factor: 1

Injection Volume: 1(uL) | GC Column: Rtxi-5Sil MS ID: 0.25(mm)

% Moisture: 7.4 % Solids: 92.6 | GPC Cleanup:(Y/N) N

Cleanup Factor: | Level: (low/med) Low

Analysis Batch No.: 874323 | Units: mg/Kg

CAS NO.	COMPOUND NAME	RESULT	Q	RL	MDL
1912-24-9	Atrazine	0.14	~~U~~ UJ	0.14	0.021
100-52-7	Benzaldehyde	0.36	~~U~~ UJ	0.36	0.059
56-55-3	Benzo[a]anthracene	0.014	J	0.036	0.012
50-32-8	Benzo[a]pyrene	0.036	U	0.036	0.0095
205-99-2	Benzo[b]fluoranthene	0.0095	J	0.036	0.0092
191-24-2	Benzo[g,h,i]perylene	0.36	U	0.36	0.011
207-08-9	Benzo[k]fluoranthene	0.036	U	0.036	0.0070
111-91-1	Bis(2-chloroethoxy)methane	0.36	U	0.36	0.028
111-44-4	Bis(2-chloroethyl)ether	0.036	U	0.036	0.012
117-81-7	Bis(2-ethylhexyl) phthalate	0.36	U	0.36	0.019
85-68-7	Butyl benzyl phthalate	0.36	U	0.36	0.017
105-60-2	Caprolactam	0.36	U	0.36	0.056
86-74-8	Carbazole	0.36	U	0.36	0.014
218-01-9	Chrysene	0.015	J	0.36	0.0060
53-70-3	Dibenz(a,h)anthracene	0.036	U	0.036	0.015
132-64-9	Dibenzofuran	0.36	U	0.36	0.012
84-66-2	Diethyl phthalate	0.36	U	0.36	0.011
131-11-3	Dimethyl phthalate	0.36	U	0.36	0.081
84-74-2	Di-n-butyl phthalate	0.36	U	0.36	0.013
117-84-0	Di-n-octyl phthalate	0.36	U	0.36	0.019
206-44-0	Fluoranthene	0.023	J	0.36	0.012
86-73-7	Fluorene	0.36	U	0.36	0.010
118-74-1	Hexachlorobenzene	0.036	U	0.036	0.017
87-68-3	Hexachlorobutadiene	0.072	U	0.072	0.0076
77-47-4	Hexachlorocyclopentadiene	0.36	U	0.36	0.031
67-72-1	Hexachloroethane	0.036	U	0.036	0.012
193-39-5	Indeno[1,2,3-cd]pyrene	0.036	~~U~~ UJ	0.036	0.014
78-59-1	Isophorone	0.14	U	0.14	0.10
91-20-3	Naphthalene	0.36	U	0.36	0.0062
98-95-3	Nitrobenzene	0.036	U	0.036	0.020
621-64-7	N-Nitrosodi-n-propylamine	0.036	U	0.036	0.026
86-30-6	N-Nitrosodiphenylamine	0.36	U	0.36	0.029

11/16/2025

FORM I
GC/MS SEMI VOA ORGANICS ANALYSIS DATA SHEET

Lab Name: Eurofins Edison Job No.: 460-268165-1

SDG No.:

Client Sample ID: IRM-EX-006_4_20221025 Lab Sample ID: 460-268165-8

Matrix: Solid Lab File ID: Z73645.d

Analysis Method: 8270E Date Collected: 10/25/2022 10:55

Extract. Method: 3546 Date Extracted: 10/26/2022 10:47

Sample wt/vol: 15.02(g) Date Analyzed: 10/27/2022 01:13

Con. Extract Vol.: 1(mL) Dilution Factor: 1

Injection Volume: 1(uL) GC Column: Rtxi-5Sil MS ID: 0.25(mm)

% Moisture: 7.4 % Solids: 92.6 GPC Cleanup:(Y/N) N

Cleanup Factor: Level: (low/med) Low

Analysis Batch No.: 874323 Units: mg/Kg

CAS NO.	COMPOUND NAME	RESULT	Q	RL	MDL
87-86-5	Pentachlorophenol	0.29	U	0.29	0.073
85-01-8	Phenanthrene	0.020	J	0.36	0.0063
108-95-2	Phenol	0.36	U	0.36	0.013
129-00-0	Pyrene	0.023	J	0.36	0.0089

CAS NO.	SURROGATE	%REC	Q	LIMITS
118-79-6	2,4,6-Tribromophenol (Surr)	87		10-123
321-60-8	2-Fluorobiphenyl	83		22-122
367-12-4	2-Fluorophenol (Surr)	65		18-123
4165-60-0	Nitrobenzene-d5 (Surr)	73		16-125
4165-62-2	Phenol-d5 (Surr)	76		23-120
1718-51-0	Terphenyl-d14 (Surr)	88		25-126

FORM I
GC/MS SEMI VOA ORGANICS ANALYSIS DATA SHEET

Lab Name: Eurofins Edison | Job No.: 460-268165-1

SDG No.:

Client Sample ID: IRM-FB-S-01_20221025 | Lab Sample ID: 460-268165-9

Matrix: Water | Lab File ID: M14341.D

Analysis Method: 8270E | Date Collected: 10/25/2022 11:15

Extract. Method: 3510C | Date Extracted: 10/26/2022 10:31

Sample wt/vol: 250(mL) | Date Analyzed: 10/27/2022 05:50

Con. Extract Vol.: 2(mL) | Dilution Factor: 1

Injection Volume: 5(uL) | GC Column: Rtxi-5Sil MS ID: 0.25(mm)

% Moisture: % Solids: | GPC Cleanup:(Y/N) N

Cleanup Factor: | Level: (low/med) Low

Analysis Batch No.: 874339 | Units: ug/L

CAS NO.	COMPOUND NAME	RESULT	Q	RL	MDL
92-52-4	1,1'-Biphenyl	10	U	10	1.2
95-94-3	1,2,4,5-Tetrachlorobenzene	10	~~U~~ * U	10	1.2
108-60-1	2,2'-oxybis[1-chloropropane]	10	~~U~~ UJ	10	0.63
58-90-2	2,3,4,6-Tetrachlorophenol	10	~~U~~ * U	10	0.75
95-95-4	2,4,5-Trichlorophenol	10	U	10	0.88
88-06-2	2,4,6-Trichlorophenol	10	U	10	0.86
120-83-2	2,4-Dichlorophenol	10	U	10	1.1
105-67-9	2,4-Dimethylphenol	10	U	10	0.62
51-28-5	2,4-Dinitrophenol	40	~~U~~ UJ	40	2.6
121-14-2	2,4-Dinitrotoluene	10	U	10	1.0
606-20-2	2,6-Dinitrotoluene	2.0	U	2.0	0.83
91-58-7	2-Chloronaphthalene	10	U	10	1.2
95-57-8	2-Chlorophenol	10	U	10	0.38
91-57-6	2-Methylnaphthalene	10	U	10	0.53
95-48-7	2-Methylphenol	10	U	10	0.67
88-74-4	2-Nitroaniline	10	~~U~~ UJ	10	0.47
88-75-5	2-Nitrophenol	10	U	10	0.75
15831-10-4	3 & 4 Methylphenol	10	U	10	0.64
91-94-1	3,3'-Dichlorobenzidine	10	U	10	1.4
99-09-2	3-Nitroaniline	10	U	10	1.9
534-52-1	4,6-Dinitro-2-methylphenol	20	~~U~~ UJ	20	3.0
101-55-3	4-Bromophenyl phenyl ether	10	U	10	0.75
59-50-7	4-Chloro-3-methylphenol	10	U	10	0.58
106-47-8	4-Chloroaniline	10	U	10	1.9
7005-72-3	4-Chlorophenyl phenyl ether	10	U	10	1.3
106-44-5	4-Methylphenol	10	U	10	0.65
100-01-6	4-Nitroaniline	10	U	10	1.2
100-02-7	4-Nitrophenol	20	U	20	4.0
83-32-9	Acenaphthene	10	U	10	1.1
208-96-8	Acenaphthylene	10	U	10	0.82
98-86-2	Acetophenone	10	U	10	2.3
120-12-7	Anthracene	10	U	10	1.3

11/6/2025 11/07/2022

FORM I
GC/MS SEMI VOA ORGANICS ANALYSIS DATA SHEET

Lab Name: Eurofins Edison | Job No.: 460-268165-1

SDG No.:

Client Sample ID: IRM-FB-S-01_20221025 | Lab Sample ID: 460-268165-9

Matrix: Water | Lab File ID: M14341.D

Analysis Method: 8270E | Date Collected: 10/25/2022 11:15

Extract. Method: 3510C | Date Extracted: 10/26/2022 10:31

Sample wt/vol: 250(mL) | Date Analyzed: 10/27/2022 05:50

Con. Extract Vol.: 2(mL) | Dilution Factor: 1

Injection Volume: 5(uL) | GC Column: Rtxi-5Sil MS ID: 0.25(mm)

% Moisture: % Solids: | GPC Cleanup:(Y/N) N

Cleanup Factor: | Level: (low/med) Low

Analysis Batch No.: 874339 | Units: ug/L

CAS NO.	COMPOUND NAME	RESULT	Q	RL	MDL
1912-24-9	Atrazine	2.0	~~U~~ UJ	2.0	1.3
100-52-7	Benzaldehyde	10	~~U~~ UJ	10	2.1
56-55-3	Benzo[a]anthracene	1.0	U	1.0	0.59
50-32-8	Benzo[a]pyrene	1.0	U	1.0	0.41
205-99-2	Benzo[b]fluoranthene	2.0	U	2.0	0.68
191-24-2	Benzo[g,h,i]perylene	10	U	10	0.70
207-08-9	Benzo[k]fluoranthene	1.0	U	1.0	0.67
111-91-1	Bis(2-chloroethoxy)methane	10	U	10	0.59
111-44-4	Bis(2-chloroethyl)ether	1.0	U	1.0	0.63
117-81-7	Bis(2-ethylhexyl) phthalate	2.0	U	2.0	0.80
85-68-7	Butyl benzyl phthalate	10	U	10	0.85
105-60-2	Caprolactam	10	U	10	2.2
86-74-8	Carbazole	10	U	10	0.68
218-01-9	Chrysene	2.0	U	2.0	0.91
53-70-3	Dibenz(a,h)anthracene	1.0	U	1.0	0.72
132-64-9	Dibenzofuran	10	U	10	1.1
84-66-2	Diethyl phthalate	10	U	10	0.98
131-11-3	Dimethyl phthalate	10	U	10	0.77
84-74-2	Di-n-butyl phthalate	10	U	10	0.84
117-84-0	Di-n-octyl phthalate	10	U	10	0.75
206-44-0	Fluoranthene	10	U	10	0.84
86-73-7	Fluorene	10	U	10	0.91
118-74-1	Hexachlorobenzene	1.0	U	1.0	0.40
87-68-3	Hexachlorobutadiene	1.0	U	1.0	0.78
77-47-4	Hexachlorocyclopentadiene	10	~~U~~ UJ	10	3.6
67-72-1	Hexachloroethane	2.0	U	2.0	0.80
193-39-5	Indeno[1,2,3-cd]pyrene	2.0	~~U~~ UJ	2.0	0.94
78-59-1	Isophorone	10	U	10	0.80
91-20-3	Naphthalene	2.0	U	2.0	0.54
98-95-3	Nitrobenzene	1.0	U	1.0	0.57
621-64-7	N-Nitrosodi-n-propylamine	1.0	U	1.0	0.43
86-30-6	N-Nitrosodiphenylamine	10	U	10	0.89

JAB 11/6/2025 11/07/2022

FORM I
GC/MS SEMI VOA ORGANICS ANALYSIS DATA SHEET

Lab Name: Eurofins Edison Job No.: 460-268165-1

SDG No.:

Client Sample ID: IRM-FB-S-01_20221025 Lab Sample ID: 460-268165-9

Matrix: Water Lab File ID: M14341.D

Analysis Method: 8270E Date Collected: 10/25/2022 11:15

Extract. Method: 3510C Date Extracted: 10/26/2022 10:31

Sample wt/vol: 250(mL) Date Analyzed: 10/27/2022 05:50

Con. Extract Vol.: 2(mL) Dilution Factor: 1

Injection Volume: 5(uL) GC Column: Rtxi-5Sil MS ID: 0.25(mm)

% Moisture: _____ % Solids: _____ GPC Cleanup:(Y/N) N

Cleanup Factor: _____ Level: (low/med) Low

Analysis Batch No.: 874339 Units: ug/L

CAS NO.	COMPOUND NAME	RESULT	Q	RL	MDL
87-86-5	Pentachlorophenol	20	U	20	1.4
85-01-8	Phenanthrene	10	U	10	1.3
108-95-2	Phenol	10	U	10	0.29
129-00-0	Pyrene	10	U	10	1.6

CAS NO.	SURROGATE	%REC	Q	LIMITS
118-79-6	2,4,6-Tribromophenol (Surr)	103		37-150
321-60-8	2-Fluorobiphenyl	92		46-139
367-12-4	2-Fluorophenol (Surr)	38		19-80
4165-60-0	Nitrobenzene-d5 (Surr)	81		52-137
4165-62-2	Phenol-d5 (Surr)	25		10-56
1718-51-0	Terphenyl-d14 (Surr)	80		22-150

FORM I
GC/MS SEMI VOA ORGANICS ANALYSIS DATA SHEET

Lab Name: Eurofins Edison Job No.: 460-268165-1

SDG No.:

Client Sample ID: IRM-FB-S-01_20221025 Lab Sample ID: 460-268165-9

Matrix: Water Lab File ID: 274029.D

Analysis Method: 8270E SIM ID Date Collected: 10/25/2022 11:15

Extract. Method: 3510C Date Extracted: 10/27/2022 09:59

Sample wt/vol: 250(mL) Date Analyzed: 10/28/2022 03:04

Con. Extract Vol.: 2(mL) Dilution Factor: 1

Injection Volume: 5(uL) GC Column: Rtxi-5Sil MS ID: 0.25(mm)

% Moisture: % Solids: GPC Cleanup:(Y/N) N

Cleanup Factor: Level: (low/med) Low

Analysis Batch No.: 874547 Units: ug/L

CAS NO.	COMPOUND NAME	RESULT	Q	RL	MDL
123-91-1	1,4-Dioxane	0.20	U	0.20	0.072

CAS NO.	ISOTOPE DILUTION	%REC	Q	LIMITS
17647-74-4	1,4-Dioxane-d8	26		10-150

FORM I
GC/MS SEMI VOA ORGANICS ANALYSIS DATA SHEET

Lab Name: Eurofins Edison | Job No.: 460-268165-1

SDG No.:

Client Sample ID: IRM-EX-009_4_20221025 | Lab Sample ID: 460-268165-11

Matrix: Solid | Lab File ID: Z73657.d

Analysis Method: 8270E | Date Collected: 10/25/2022 11:50

Extract. Method: 3546 | Date Extracted: 10/26/2022 10:47

Sample wt/vol: 15.01(g) | Date Analyzed: 10/27/2022 05:49

Con. Extract Vol.: 1(mL) | Dilution Factor: 1

Injection Volume: 1(uL) | GC Column: Rtxi-5Sil MS ID: 0.25(mm)

% Moisture: 10.2 % Solids: 89.8 | GPC Cleanup:(Y/N) N

Cleanup Factor: | Level: (low/med) Low

Analysis Batch No.: 874323 | Units: mg/Kg

CAS NO.	COMPOUND NAME	RESULT	Q	RL	MDL
92-52-4	1,1'-Biphenyl	0.37	U	0.37	0.013
95-94-3	1,2,4,5-Tetrachlorobenzene	0.37	U	0.37	0.011
108-60-1	2,2'-oxybis[1-chloropropane]	0.37	U	0.37	0.0067
58-90-2	2,3,4,6-Tetrachlorophenol	0.37	U	0.37	0.025
95-95-4	2,4,5-Trichlorophenol	0.37	U	0.37	0.038
88-06-2	2,4,6-Trichlorophenol	0.15	U	0.15	0.047
120-83-2	2,4-Dichlorophenol	0.15	U	0.15	0.024
105-67-9	2,4-Dimethylphenol	0.37	U	0.37	0.044
51-28-5	2,4-Dinitrophenol	0.30	U	0.30	0.18
121-14-2	2,4-Dinitrotoluene	0.075	U	0.075	0.040
606-20-2	2,6-Dinitrotoluene	0.075	U	0.075	0.027
91-58-7	2-Chloronaphthalene	0.37	U	0.37	0.017
95-57-8	2-Chlorophenol	0.37	U	0.37	0.013
91-57-6	2-Methylnaphthalene	0.37	U	0.37	0.010
95-48-7	2-Methylphenol	0.37	U	0.37	0.014
88-74-4	2-Nitroaniline	0.37	U	0.37	0.028
88-75-5	2-Nitrophenol	0.37	U	0.37	0.037
15831-10-4	3 & 4 Methylphenol	0.37	U	0.37	0.023
91-94-1	3,3'-Dichlorobenzidine	0.15	U	0.15	0.056
99-09-2	3-Nitroaniline	0.37	U	0.37	0.087
534-52-1	4,6-Dinitro-2-methylphenol	0.30	U	0.30	0.15
101-55-3	4-Bromophenyl phenyl ether	0.37	U	0.37	0.015
59-50-7	4-Chloro-3-methylphenol	0.37	U	0.37	0.021
106-47-8	4-Chloroaniline	0.37	U	0.37	0.065
7005-72-3	4-Chlorophenyl phenyl ether	0.37	U	0.37	0.013
106-44-5	4-Methylphenol	0.37	U	0.37	0.023
100-01-6	4-Nitroaniline	0.37	U	0.37	0.042
100-02-7	4-Nitrophenol	0.75	U	0.75	0.060
83-32-9	Acenaphthene	0.017	J	0.37	0.010
208-96-8	Acenaphthylene	0.37	U	0.37	0.011
98-86-2	Acetophenone	0.37	U	0.37	0.018
120-12-7	Anthracene	0.045	J	0.37	0.011

11/6/2022

11/07/2022

FORM I
GC/MS SEMI VOA ORGANICS ANALYSIS DATA SHEET

Lab Name: Eurofins Edison | Job No.: 460-268165-1

SDG No.:

Client Sample ID: IRM-EX-009_4_20221025 | Lab Sample ID: 460-268165-11

Matrix: Solid | Lab File ID: Z73657.d

Analysis Method: 8270E | Date Collected: 10/25/2022 11:50

Extract. Method: 3546 | Date Extracted: 10/26/2022 10:47

Sample wt/vol: 15.01(g) | Date Analyzed: 10/27/2022 05:49

Con. Extract Vol.: 1(mL) | Dilution Factor: 1

Injection Volume: 1(uL) | GC Column: Rtxi-5Sil MS ID: 0.25(mm)

% Moisture: 10.2 % Solids: 89.8 | GPC Cleanup:(Y/N) N

Cleanup Factor: | Level: (low/med) Low

Analysis Batch No.: 874323 | Units: mg/Kg

CAS NO.	COMPOUND NAME	RESULT	Q	RL	MDL
1912-24-9	Atrazine	0.15	~~U~~ U	0.15	0.022
100-52-7	Benzaldehyde	0.37	~~U~~ UJ	0.37	0.061
56-55-3	Benzo[a]anthracene	0.18		0.037	0.013
50-32-8	Benzo[a]pyrene	0.18		0.037	0.0098
205-99-2	Benzo[b]fluoranthene	0.24		0.037	0.0095
191-24-2	Benzo[g,h,i]perylene	0.089	J	0.37	0.011
207-08-9	Benzo[k]fluoranthene	0.10		0.037	0.0072
111-91-1	Bis(2-chloroethoxy)methane	0.37	U	0.37	0.029
111-44-4	Bis(2-chloroethyl)ether	0.037	U	0.037	0.013
117-81-7	Bis(2-ethylhexyl) phthalate	0.026	J	0.37	0.019
85-68-7	Butyl benzyl phthalate	0.37	U	0.37	0.017
105-60-2	Caprolactam	0.37	U	0.37	0.057
86-74-8	Carbazole	0.018	J	0.37	0.014
218-01-9	Chrysene	0.20	J	0.37	0.0062
53-70-3	Dibenz(a,h)anthracene	0.026	J	0.037	0.016
132-64-9	Dibenzofuran	0.37	U	0.37	0.012
84-66-2	Diethyl phthalate	0.37	U	0.37	0.012
131-11-3	Dimethyl phthalate	0.37	U	0.37	0.084
84-74-2	Di-n-butyl phthalate	0.37	U	0.37	0.014
117-84-0	Di-n-octyl phthalate	0.37	U	0.37	0.020
206-44-0	Fluoranthene	0.40		0.37	0.013
86-73-7	Fluorene	0.014	J	0.37	0.011
118-74-1	Hexachlorobenzene	0.037	U	0.037	0.017
87-68-3	Hexachlorobutadiene	0.075	U	0.075	0.0078
77-47-4	Hexachlorocyclopentadiene	0.37	U	0.37	0.032
67-72-1	Hexachloroethane	0.037	U	0.037	0.013
193-39-5	Indeno[1,2,3-cd]pyrene	0.10	~~*~~ J+	0.037	0.014
78-59-1	Isophorone	0.15	U	0.15	0.11
91-20-3	Naphthalene	0.0083	J	0.37	0.0064
98-95-3	Nitrobenzene	0.037	U	0.037	0.020
621-64-7	N-Nitrosodi-n-propylamine	0.037	U	0.037	0.027
86-30-6	N-Nitrosodiphenylamine	0.37	U	0.37	0.030

11/16/2022 11/07/2022

FORM I
GC/MS SEMI VOA ORGANICS ANALYSIS DATA SHEET

Lab Name: Eurofins Edison | Job No.: 460-268165-1

SDG No.:

Client Sample ID: IRM-EX-009_4_20221025 | Lab Sample ID: 460-268165-11

Matrix: Solid | Lab File ID: Z73657.d

Analysis Method: 8270E | Date Collected: 10/25/2022 11:50

Extract. Method: 3546 | Date Extracted: 10/26/2022 10:47

Sample wt/vol: 15.01(g) | Date Analyzed: 10/27/2022 05:49

Con. Extract Vol.: 1(mL) | Dilution Factor: 1

Injection Volume: 1(uL) | GC Column: Rtxi-5Sil MS ID: 0.25(mm)

% Moisture: 10.2 % Solids: 89.8 | GPC Cleanup:(Y/N) N

Cleanup Factor: | Level: (low/med) Low

Analysis Batch No.: 874323 | Units: mg/Kg

CAS NO.	COMPOUND NAME	RESULT	Q	RL	MDL
87-86-5	Pentachlorophenol	0.30	U	0.30	0.075
85-01-8	Phenanthrene	0.23	J	0.37	0.0065
108-95-2	Phenol	0.37	U	0.37	0.014
129-00-0	Pyrene	0.34	J	0.37	0.0092

CAS NO.	SURROGATE	%REC	Q	LIMITS
118-79-6	2,4,6-Tribromophenol (Surr)	90		10-123
321-60-8	2-Fluorobiphenyl	87		22-122
367-12-4	2-Fluorophenol (Surr)	65		18-123
4165-60-0	Nitrobenzene-d5 (Surr)	74		16-125
4165-62-2	Phenol-d5 (Surr)	70		23-120
1718-51-0	Terphenyl-d14 (Surr)	82		25-126

FORM I
GC/MS SEMI VOA ORGANICS ANALYSIS DATA SHEET

Lab Name: Eurofins Edison | Job No.: 460-268165-1

SDG No.:

Client Sample ID: IRM-EX-011_4_20221025 | Lab Sample ID: 460-268165-12

Matrix: Solid | Lab File ID: Z73658.d

Analysis Method: 8270E | Date Collected: 10/25/2022 12:55

Extract. Method: 3546 | Date Extracted: 10/26/2022 10:47

Sample wt/vol: 15.04(g) | Date Analyzed: 10/27/2022 06:12

Con. Extract Vol.: 1(mL) | Dilution Factor: 1

Injection Volume: 1(uL) | GC Column: Rtxi-5Sil MS ID: 0.25(mm)

% Moisture: 7.0 % Solids: 93.0 | GPC Cleanup:(Y/N) N

Cleanup Factor: | Level: (low/med) Low

Analysis Batch No.: 874323 | Units: mg/Kg

CAS NO.	COMPOUND NAME	RESULT	Q	RL	MDL
92-52-4	1,1'-Biphenyl	0.35	U	0.35	0.012
95-94-3	1,2,4,5-Tetrachlorobenzene	0.35	U	0.35	0.011
123-91-1	1,4-Dioxane	0.035	U	0.035	0.031
108-60-1	2,2'-oxybis[1-chloropropane]	0.35	U	0.35	0.0064
58-90-2	2,3,4,6-Tetrachlorophenol	0.35	U	0.35	0.024
95-95-4	2,4,5-Trichlorophenol	0.35	U	0.35	0.036
88-06-2	2,4,6-Trichlorophenol	0.14	U	0.14	0.046
120-83-2	2,4-Dichlorophenol	0.14	U	0.14	0.023
105-67-9	2,4-Dimethylphenol	0.35	U	0.35	0.042
51-28-5	2,4-Dinitrophenol	0.29	U	0.29	0.17
121-14-2	2,4-Dinitrotoluene	0.072	U	0.072	0.038
606-20-2	2,6-Dinitrotoluene	0.072	U	0.072	0.026
91-58-7	2-Chloronaphthalene	0.35	U	0.35	0.016
95-57-8	2-Chlorophenol	0.35	U	0.35	0.013
91-57-6	2-Methylnaphthalene	0.35	U	0.35	0.0099
95-48-7	2-Methylphenol	0.35	U	0.35	0.013
88-74-4	2-Nitroaniline	0.35	U	0.35	0.027
88-75-5	2-Nitrophenol	0.35	U	0.35	0.036
15831-10-4	3 & 4 Methylphenol	0.35	U	0.35	0.022
91-94-1	3,3'-Dichlorobenzidine	0.14	U	0.14	0.054
99-09-2	3-Nitroaniline	0.35	U	0.35	0.084
534-52-1	4,6-Dinitro-2-methylphenol	0.29	U	0.29	0.14
101-55-3	4-Bromophenyl phenyl ether	0.35	U	0.35	0.014
59-50-7	4-Chloro-3-methylphenol	0.35	U	0.35	0.020
106-47-8	4-Chloroaniline	0.35	U	0.35	0.063
7005-72-3	4-Chlorophenyl phenyl ether	0.35	U	0.35	0.013
106-44-5	4-Methylphenol	0.35	U	0.35	0.022
100-01-6	4-Nitroaniline	0.35	U	0.35	0.041
100-02-7	4-Nitrophenol	0.72	U	0.72	0.058
83-32-9	Acenaphthene	0.35	U	0.35	0.010
208-96-8	Acenaphthylene	0.012	J	0.35	0.010
98-86-2	Acetophenone	0.35	U	0.35	0.017

FORM I
GC/MS SEMI VOA ORGANICS ANALYSIS DATA SHEET

Lab Name: Eurofins Edison | Job No.: 460-268165-1

SDG No.:

Client Sample ID: IRM-EX-011_4_20221025 | Lab Sample ID: 460-268165-12

Matrix: Solid | Lab File ID: Z73658.d

Analysis Method: 8270E | Date Collected: 10/25/2022 12:55

Extract. Method: 3546 | Date Extracted: 10/26/2022 10:47

Sample wt/vol: 15.04(g) | Date Analyzed: 10/27/2022 06:12

Con. Extract Vol.: 1(mL) | Dilution Factor: 1

Injection Volume: 1(uL) | GC Column: Rtxi-5Sil MS ID: 0.25(mm)

% Moisture: 7.0 % Solids: 93.0 | GPC Cleanup:(Y/N) N

Cleanup Factor: | Level: (low/med) Low

Analysis Batch No.: 874323 | Units: mg/Kg

CAS NO.	COMPOUND NAME	RESULT	Q	RL	MDL
120-12-7	Anthracene	0.013	J	0.35	0.011
1912-24-9	Atrazine	0.14	U → U	0.14	0.021
100-52-7	Benzaldehyde	0.35	U → J J	0.35	0.059
56-55-3	Benzo[a]anthracene	0.077		0.035	0.012
50-32-8	Benzo[a]pyrene	0.083		0.035	0.0095
205-99-2	Benzo[b]fluoranthene	0.13		0.035	0.0092
191-24-2	Benzo[g,h,i]perylene	0.063	J	0.35	0.010
207-08-9	Benzo[k]fluoranthene	0.049		0.035	0.0070
111-91-1	Bis(2-chloroethoxy)methane	0.35	U	0.35	0.028
111-44-4	Bis(2-chloroethyl)ether	0.035	U	0.035	0.012
117-81-7	Bis(2-ethylhexyl) phthalate	0.35	U	0.35	0.019
85-68-7	Butyl benzyl phthalate	0.35	U	0.35	0.017
105-60-2	Caprolactam	0.35	U	0.35	0.055
86-74-8	Carbazole	0.35	U	0.35	0.014
218-01-9	Chrysene	0.085	J	0.35	0.0060
53-70-3	Dibenz(a,h)anthracene	0.016	J	0.035	0.015
132-64-9	Dibenzofuran	0.35	U	0.35	0.012
84-66-2	Diethyl phthalate	0.35	U	0.35	0.011
131-11-3	Dimethyl phthalate	0.35	U	0.35	0.081
84-74-2	Di-n-butyl phthalate	0.35	U	0.35	0.013
117-84-0	Di-n-octyl phthalate	0.35	U	0.35	0.019
206-44-0	Fluoranthene	0.14	J	0.35	0.012
86-73-7	Fluorene	0.35	U	0.35	0.010
118-74-1	Hexachlorobenzene	0.035	U	0.035	0.017
87-68-3	Hexachlorobutadiene	0.072	U	0.072	0.0076
77-47-4	Hexachlorocyclopentadiene	0.35	U	0.35	0.031
67-72-1	Hexachloroethane	0.035	U	0.035	0.012
193-39-5	Indeno[1,2,3-cd]pyrene	0.068	→ J+	0.035	0.014
78-59-1	Isophorone	0.14	U	0.14	0.10
91-20-3	Naphthalene	0.0089	J	0.35	0.0061
98-95-3	Nitrobenzene	0.035	U	0.035	0.020
621-64-7	N-Nitrosodi-n-propylamine	0.035	U	0.035	0.026

FORM I
GC/MS SEMI VOA ORGANICS ANALYSIS DATA SHEET

Lab Name: Eurofins Edison | Job No.: 460-268165-1

SDG No.:

Client Sample ID: IRM-EX-011_4_20221025 | Lab Sample ID: 460-268165-12

Matrix: Solid | Lab File ID: Z73658.d

Analysis Method: 8270E | Date Collected: 10/25/2022 12:55

Extract. Method: 3546 | Date Extracted: 10/26/2022 10:47

Sample wt/vol: 15.04(g) | Date Analyzed: 10/27/2022 06:12

Con. Extract Vol.: 1(mL) | Dilution Factor: 1

Injection Volume: 1(uL) | GC Column: Rtxi-5Sil MS ID: 0.25(mm)

% Moisture: 7.0 % Solids: 93.0 | GPC Cleanup:(Y/N) N

Cleanup Factor: | Level: (low/med) Low

Analysis Batch No.: 874323 | Units: mg/Kg

CAS NO.	COMPOUND NAME	RESULT	Q	RL	MDL
86-30-6	N-Nitrosodiphenylamine	0.35	U	0.35	0.029
87-86-5	Pentachlorophenol	0.29	U	0.29	0.073
85-01-8	Phenanthrene	0.043	J	0.35	0.0062
108-95-2	Phenol	0.35	U	0.35	0.013
129-00-0	Pyrene	0.13	J	0.35	0.0088

CAS NO.	SURROGATE	%REC	Q	LIMITS
118-79-6	2,4,6-Tribromophenol (Surr)	82		10-123
321-60-8	2-Fluorobiphenyl	85		22-122
367-12-4	2-Fluorophenol (Surr)	66		18-123
4165-60-0	Nitrobenzene-d5 (Surr)	73		16-125
4165-62-2	Phenol-d5 (Surr)	70		23-120
1718-51-0	Terphenyl-d14 (Surr)	81		25-126

FORM I 8270E

11/6/2025

FORM I
GC/MS SEMI VOA ORGANICS ANALYSIS DATA SHEET

Lab Name: Eurofins Edison | Job No.: 460-268165-1

SDG No.:

Client Sample ID: IRM-EX-012_4_20221025 | Lab Sample ID: 460-268165-13

Matrix: Solid | Lab File ID: f466901.D

Analysis Method: 8270E | Date Collected: 10/25/2022 13:00

Extract. Method: 3546 | Date Extracted: 10/26/2022 10:47

Sample wt/vol: 15.01(g) | Date Analyzed: 10/27/2022 17:01

Con. Extract Vol.: 1(mL) | Dilution Factor: 1

Injection Volume: 1(uL) | GC Column: Rtxi-5Sil MS ID: 0.25(mm)

% Moisture: 6.4 % Solids: 93.6 | GPC Cleanup:(Y/N) N

Cleanup Factor: | Level: (low/med) Low

Analysis Batch No.: 874388 | Units: mg/Kg

CAS NO.	COMPOUND NAME	RESULT	Q	RL	MDL
92-52-4	1,1'-Biphenyl	0.35	U	0.35	0.012
95-94-3	1,2,4,5-Tetrachlorobenzene	0.35	U	0.35	0.011
123-91-1	1,4-Dioxane	0.035	U	0.035	0.031
108-60-1	2,2'-oxybis[1-chloropropane]	0.35	U	0.35	0.0064
58-90-2	2,3,4,6-Tetrachlorophenol	0.35	U	0.35	0.024
95-95-4	2,4,5-Trichlorophenol	0.35	U	0.35	0.036
88-06-2	2,4,6-Trichlorophenol	0.14	U	0.14	0.045
120-83-2	2,4-Dichlorophenol	0.14	U	0.14	0.023
105-67-9	2,4-Dimethylphenol	0.35	U	0.35	0.042
51-28-5	2,4-Dinitrophenol	0.28	U	0.28	0.17
121-14-2	2,4-Dinitrotoluene	0.072	U	0.072	0.038
606-20-2	2,6-Dinitrotoluene	0.072	U	0.072	0.026
91-58-7	2-Chloronaphthalene	0.35	U	0.35	0.016
95-57-8	2-Chlorophenol	0.35	U	0.35	0.013
91-57-6	2-Methylnaphthalene	0.057	J	0.35	0.0099
95-48-7	2-Methylphenol	0.35	U	0.35	0.013
88-74-4	2-Nitroaniline	0.35	U	0.35	0.027
88-75-5	2-Nitrophenol	0.35	U	0.35	0.035
15831-10-4	3 & 4 Methylphenol	0.35	U	0.35	0.022
91-94-1	3,3'-Dichlorobenzidine	0.14	U	0.14	0.053
99-09-2	3-Nitroaniline	0.35	U	0.35	0.084
534-52-1	4,6-Dinitro-2-methylphenol	0.28	~~U~~ UJ	0.28	0.14
101-55-3	4-Bromophenyl phenyl ether	0.35	U	0.35	0.014
59-50-7	4-Chloro-3-methylphenol	0.35	U	0.35	0.020
106-47-8	4-Chloroaniline	0.35	U	0.35	0.063
7005-72-3	4-Chlorophenyl phenyl ether	0.35	U	0.35	0.012
106-44-5	4-Methylphenol	0.35	U	0.35	0.022
100-01-6	4-Nitroaniline	0.35	U	0.35	0.041
100-02-7	4-Nitrophenol	0.72	U	0.72	0.058
83-32-9	Acenaphthene	0.35	U	0.35	0.010
208-96-8	Acenaphthylene	0.054	J	0.35	0.010
98-86-2	Acetophenone	0.030	J	0.35	0.017

11/6/2022 11/07/2022

FORM I
GC/MS SEMI VOA ORGANICS ANALYSIS DATA SHEET

Lab Name: Eurofins Edison | Job No.: 460-268165-1

SDG No.:

Client Sample ID: IRM-EX-012_4_20221025 | Lab Sample ID: 460-268165-13

Matrix: Solid | Lab File ID: f466901.D

Analysis Method: 8270E | Date Collected: 10/25/2022 13:00

Extract. Method: 3546 | Date Extracted: 10/26/2022 10:47

Sample wt/vol: 15.01(g) | Date Analyzed: 10/27/2022 17:01

Con. Extract Vol.: 1(mL) | Dilution Factor: 1

Injection Volume: 1(uL) | GC Column: Rtxi-5Sil MS ID: 0.25(mm)

% Moisture: 6.4 % Solids: 93.6 | GPC Cleanup:(Y/N) N

Cleanup Factor: | Level: (low/med) Low

Analysis Batch No.: 874388 | Units: mg/Kg

CAS NO.	COMPOUND NAME	RESULT	Q	RL	MDL
120-12-7	Anthracene	0.062	J	0.35	0.011
1912-24-9	Atrazine	0.14	~~U~~ U	0.14	0.021
100-52-7	Benzaldehyde	0.35	U ~~J~~	0.35	0.058
56-55-3	Benzo[a]anthracene	0.093		0.035	0.012
50-32-8	Benzo[a]pyrene	0.11		0.035	0.0094
205-99-2	Benzo[b]fluoranthene	0.17	J	0.035	0.0091
191-24-2	Benzo[g,h,i]perylene	0.075	J	0.35	0.010
207-08-9	Benzo[k]fluoranthene	0.053		0.035	0.0069
111-91-1	Bis(2-chloroethoxy)methane	0.35	U	0.35	0.028
111-44-4	Bis(2-chloroethyl)ether	0.035	U	0.035	0.012
117-81-7	Bis(2-ethylhexyl) phthalate	0.024	J	0.35	0.019
85-68-7	Butyl benzyl phthalate	0.054	J	0.35	0.017
105-60-2	Caprolactam	0.35	U	0.35	0.055
86-74-8	Carbazole	0.016	J	0.35	0.013
218-01-9	Chrysene	0.11	J	0.35	0.0060
53-70-3	Dibenz(a,h)anthracene	0.017	J	0.035	0.015
132-64-9	Dibenzofuran	0.35	U	0.35	0.012
84-66-2	Diethyl phthalate	0.35	U	0.35	0.011
131-11-3	Dimethyl phthalate	0.35	U	0.35	0.080
84-74-2	Di-n-butyl phthalate	0.033	J	0.35	0.013
117-84-0	Di-n-octyl phthalate	0.35	U	0.35	0.019
206-44-0	Fluoranthene	0.15	J	0.35	0.012
86-73-7	Fluorene	0.35	U	0.35	0.010
118-74-1	Hexachlorobenzene	0.035	U	0.035	0.017
87-68-3	Hexachlorobutadiene	0.072	U	0.072	0.0075
77-47-4	Hexachlorocyclopentadiene	0.35	U	0.35	0.031
67-72-1	Hexachloroethane	0.035	U	0.035	0.012
193-39-5	Indeno[1,2,3-cd]pyrene	0.14	~~J~~ J	0.035	0.014
78-59-1	Isophorone	0.14	U	0.14	0.10
91-20-3	Naphthalene	0.069	J	0.35	0.0061
98-95-3	Nitrobenzene	0.035	U	0.035	0.020
621-64-7	N-Nitrosodi-n-propylamine	0.035	U	0.035	0.026

FORM I
GC/MS SEMI VOA ORGANICS ANALYSIS DATA SHEET

Lab Name: Eurofins Edison | Job No.: 460-268165-1

SDG No.:

Client Sample ID: IRM-EX-012_4_20221025 | Lab Sample ID: 460-268165-13

Matrix: Solid | Lab File ID: f466901.D

Analysis Method: 8270E | Date Collected: 10/25/2022 13:00

Extract. Method: 3546 | Date Extracted: 10/26/2022 10:47

Sample wt/vol: 15.01(g) | Date Analyzed: 10/27/2022 17:01

Con. Extract Vol.: 1(mL) | Dilution Factor: 1

Injection Volume: 1(uL) | GC Column: Rtxi-5Sil MS ID: 0.25(mm)

% Moisture: 6.4 % Solids: 93.6 | GPC Cleanup:(Y/N) N

Cleanup Factor: | Level: (low/med) Low

Analysis Batch No.: 874388 | Units: mg/Kg

CAS NO.	COMPOUND NAME	RESULT	Q	RL	MDL
86-30-6	N-Nitrosodiphenylamine	0.35	U	0.35	0.029
87-86-5	Pentachlorophenol	0.28	U	0.28	0.072
85-01-8	Phenanthrene	0.065	J	0.35	0.0062
108-95-2	Phenol	0.35	U	0.35	0.013
129-00-0	Pyrene	0.14	J	0.35	0.0088

CAS NO.	SURROGATE	%REC	Q	LIMITS
118-79-6	2,4,6-Tribromophenol (Surr)	77		10-123
321-60-8	2-Fluorobiphenyl	83		22-122
367-12-4	2-Fluorophenol (Surr)	68		18-123
4165-60-0	Nitrobenzene-d5 (Surr)	73		16-125
4165-62-2	Phenol-d5 (Surr)	71		23-120
1718-51-0	Terphenyl-d14 (Surr)	92		25-126

11/6/2022

FORM I
GC/MS SEMI VOA ORGANICS ANALYSIS DATA SHEET

Lab Name: Eurofins Edison | Job No.: 460-268165-1

SDG No.:

Client Sample ID: IRM-EX-013_4_20221025 | Lab Sample ID: 460-268165-14

Matrix: Solid | Lab File ID: f466902.D

Analysis Method: 8270E | Date Collected: 10/25/2022 13:05

Extract. Method: 3546 | Date Extracted: 10/26/2022 10:47

Sample wt/vol: 15.06(g) | Date Analyzed: 10/27/2022 17:18

Con. Extract Vol.: 1(mL) | Dilution Factor: 1

Injection Volume: 1(uL) | GC Column: Rtxi-5Sil MS ID: 0.25(mm)

% Moisture: 10.0 % Solids: 90.0 | GPC Cleanup:(Y/N) N

Cleanup Factor: | Level: (low/med) Low

Analysis Batch No.: 874388 | Units: mg/Kg

CAS NO.	COMPOUND NAME	RESULT	Q	RL	MDL
92-52-4	1,1'-Biphenyl	0.37	U	0.37	0.013
95-94-3	1,2,4,5-Tetrachlorobenzene	0.37	U	0.37	0.011
108-60-1	2,2'-oxybis[1-chloropropane]	0.37	U	0.37	0.0066
58-90-2	2,3,4,6-Tetrachlorophenol	0.37	U	0.37	0.025
95-95-4	2,4,5-Trichlorophenol	0.37	U	0.37	0.037
88-06-2	2,4,6-Trichlorophenol	0.15	U	0.15	0.047
120-83-2	2,4-Dichlorophenol	0.15	U	0.15	0.023
105-67-9	2,4-Dimethylphenol	0.37	U	0.37	0.044
51-28-5	2,4-Dinitrophenol	0.29	U	0.29	0.18
121-14-2	2,4-Dinitrotoluene	0.074	U	0.074	0.039
606-20-2	2,6-Dinitrotoluene	0.074	U	0.074	0.026
91-58-7	2-Chloronaphthalene	0.37	U	0.37	0.017
95-57-8	2-Chlorophenol	0.37	U	0.37	0.013
91-57-6	2-Methylnaphthalene	0.37	U	0.37	0.010
95-48-7	2-Methylphenol	0.37	U	0.37	0.014
88-74-4	2-Nitroaniline	0.37	U	0.37	0.028
88-75-5	2-Nitrophenol	0.37	U	0.37	0.037
15831-10-4	3 & 4 Methylphenol	0.37	U	0.37	0.023
91-94-1	3,3'-Dichlorobenzidine	0.15	U	0.15	0.055
99-09-2	3-Nitroaniline	0.37	U	0.37	0.087
534-52-1	4,6-Dinitro-2-methylphenol	0.29	~~U~~ UJ	0.29	0.15
101-55-3	4-Bromophenyl phenyl ether	0.37	U	0.37	0.015
59-50-7	4-Chloro-3-methylphenol	0.37	U	0.37	0.021
106-47-8	4-Chloroaniline	0.37	U	0.37	0.065
7005-72-3	4-Chlorophenyl phenyl ether	0.37	U	0.37	0.013
106-44-5	4-Methylphenol	0.37	U	0.37	0.023
100-01-6	4-Nitroaniline	0.37	U	0.37	0.042
100-02-7	4-Nitrophenol	0.74	U	0.74	0.060
83-32-9	Acenaphthene	0.011	J	0.37	0.010
208-96-8	Acenaphthylene	0.048	J	0.37	0.010
98-86-2	Acetophenone	0.37	U	0.37	0.018
120-12-7	Anthracene	0.070	J	0.37	0.011

FORM I
GC/MS SEMI VOA ORGANICS ANALYSIS DATA SHEET

Lab Name: Eurofins Edison | Job No.: 460-268165-1

SDG No.:

Client Sample ID: IRM-EX-013_4_20221025 | Lab Sample ID: 460-268165-14

Matrix: Solid | Lab File ID: f466902.D

Analysis Method: 8270E | Date Collected: 10/25/2022 13:05

Extract. Method: 3546 | Date Extracted: 10/26/2022 10:47

Sample wt/vol: 15.06(g) | Date Analyzed: 10/27/2022 17:18

Con. Extract Vol.: 1(mL) | Dilution Factor: 1

Injection Volume: 1(uL) | GC Column: Rtxi-5Sil MS ID: 0.25(mm)

% Moisture: 10.0 % Solids: 90.0 | GPC Cleanup:(Y/N) N

Cleanup Factor: | Level: (low/med) Low

Analysis Batch No.: 874388 | Units: mg/Kg

CAS NO.	COMPOUND NAME	RESULT	Q	RL	MDL
1912-24-9	Atrazine	0.15	~~U~~ U	0.15	0.022
100-52-7	Benzaldehyde	0.37	~~U~~ UJ	0.37	0.061
56-55-3	Benzo[a]anthracene	0.25		0.037	0.013
50-32-8	Benzo[a]pyrene	0.25		0.037	0.0098
205-99-2	Benzo[b]fluoranthene	0.37	J	0.037	0.0095
191-24-2	Benzo[g,h,i]perylene	0.094	J	0.37	0.011
207-08-9	Benzo[k]fluoranthene	0.14		0.037	0.0072
111-91-1	Bis(2-chloroethoxy)methane	0.37	U	0.37	0.029
111-44-4	Bis(2-chloroethyl)ether	0.037	U	0.037	0.013
117-81-7	Bis(2-ethylhexyl) phthalate	0.033	J	0.37	0.019
85-68-7	Butyl benzyl phthalate	0.019	J	0.37	0.017
105-60-2	Caprolactam	0.37	U	0.37	0.057
86-74-8	Carbazole	0.019	J	0.37	0.014
218-01-9	Chrysene	0.22	J	0.37	0.0062
53-70-3	Dibenz(a,h)anthracene	0.021	J	0.037	0.016
132-64-9	Dibenzofuran	0.37	U	0.37	0.012
84-66-2	Diethyl phthalate	0.37	U	0.37	0.012
131-11-3	Dimethyl phthalate	0.37	U	0.37	0.083
84-74-2	Di-n-butyl phthalate	0.030	J	0.37	0.014
117-84-0	Di-n-octyl phthalate	0.37	U	0.37	0.019
206-44-0	Fluoranthene	0.42		0.37	0.013
86-73-7	Fluorene	0.37	U	0.37	0.011
118-74-1	Hexachlorobenzene	0.037	U	0.037	0.017
87-68-3	Hexachlorobutadiene	0.074	U	0.074	0.0078
77-47-4	Hexachlorocyclopentadiene	0.37	U	0.37	0.032
67-72-1	Hexachloroethane	0.037	U	0.037	0.013
193-39-5	Indeno[1,2,3-cd]pyrene	0.17	~~J~~ J+	0.037	0.014
78-59-1	Isophorone	0.15	U	0.15	0.11
91-20-3	Naphthalene	0.015	J	0.37	0.0063
98-95-3	Nitrobenzene	0.037	U	0.037	0.020
621-64-7	N-Nitrosodi-n-propylamine	0.037	U	0.037	0.027
86-30-6	N-Nitrosodiphenylamine	0.37	U	0.37	0.030

FORM I
GC/MS SEMI VOA ORGANICS ANALYSIS DATA SHEET

Lab Name: Eurofins Edison | Job No.: 460-268165-1

SDG No.:

Client Sample ID: IRM-EX-013_4_20221025 | Lab Sample ID: 460-268165-14

Matrix: Solid | Lab File ID: f466902.D

Analysis Method: 8270E | Date Collected: 10/25/2022 13:05

Extract. Method: 3546 | Date Extracted: 10/26/2022 10:47

Sample wt/vol: 15.06(g) | Date Analyzed: 10/27/2022 17:18

Con. Extract Vol.: 1(mL) | Dilution Factor: 1

Injection Volume: 1(uL) | GC Column: Rtxi-5Sil MS ID: 0.25(mm)

% Moisture: 10.0 % Solids: 90.0 | GPC Cleanup:(Y/N) N

Cleanup Factor: | Level: (low/med) Low

Analysis Batch No.: 874388 | Units: mg/Kg

CAS NO.	COMPOUND NAME	RESULT	Q	RL	MDL
87-86-5	Pentachlorophenol	0.29	U	0.29	0.075
85-01-8	Phenanthrene	0.17	J	0.37	0.0064
108-95-2	Phenol	0.37	U	0.37	0.013
129-00-0	Pyrene	0.37		0.37	0.0091

CAS NO.	SURROGATE	%REC	Q	LIMITS
118-79-6	2,4,6-Tribromophenol (Surr)	70		10-123
321-60-8	2-Fluorobiphenyl	77		22-122
367-12-4	2-Fluorophenol (Surr)	64		18-123
4165-60-0	Nitrobenzene-d5 (Surr)	67		16-125
4165-62-2	Phenol-d5 (Surr)	64		23-120
1718-51-0	Terphenyl-d14 (Surr)	81		25-126

FORM I
GC/MS SEMI VOA ORGANICS ANALYSIS DATA SHEET

Lab Name: Eurofins Edison | Job No.: 460-268165-1

SDG No.:

Client Sample ID: IRM-EX-014_4_20221025 | Lab Sample ID: 460-268165-15

Matrix: Solid | Lab File ID: Z73659.d

Analysis Method: 8270E | Date Collected: 10/25/2022 13:10

Extract. Method: 3546 | Date Extracted: 10/26/2022 10:47

Sample wt/vol: 15.02(g) | Date Analyzed: 10/27/2022 06:36

Con. Extract Vol.: 1(mL) | Dilution Factor: 1

Injection Volume: 1(uL) | GC Column: Rtxi-5Sil MS ID: 0.25(mm)

% Moisture: 6.2 % Solids: 93.8 | GPC Cleanup:(Y/N) N

Cleanup Factor: | Level: (low/med) Low

Analysis Batch No.: 874323 | Units: mg/Kg

CAS NO.	COMPOUND NAME	RESULT	Q	RL	MDL
92-52-4	1,1'-Biphenyl	0.35	U	0.35	0.012
95-94-3	1,2,4,5-Tetrachlorobenzene	0.35	U	0.35	0.011
108-60-1	2,2'-oxybis[1-chloropropane]	0.35	U	0.35	0.0064
58-90-2	2,3,4,6-Tetrachlorophenol	0.35	U	0.35	0.024
95-95-4	2,4,5-Trichlorophenol	0.35	U	0.35	0.036
88-06-2	2,4,6-Trichlorophenol	0.14	U	0.14	0.045
120-83-2	2,4-Dichlorophenol	0.14	U	0.14	0.023
105-67-9	2,4-Dimethylphenol	0.35	U	0.35	0.042
51-28-5	2,4-Dinitrophenol	0.28	U	0.28	0.17
121-14-2	2,4-Dinitrotoluene	0.071	U	0.071	0.038
606-20-2	2,6-Dinitrotoluene	0.071	U	0.071	0.025
91-58-7	2-Chloronaphthalene	0.35	U	0.35	0.016
95-57-8	2-Chlorophenol	0.35	U	0.35	0.013
91-57-6	2-Methylnaphthalene	0.35	U	0.35	0.0098
95-48-7	2-Methylphenol	0.35	U	0.35	0.013
88-74-4	2-Nitroaniline	0.35	U	0.35	0.027
88-75-5	2-Nitrophenol	0.35	U	0.35	0.035
15831-10-4	3 & 4 Methylphenol	0.35	U	0.35	0.022
91-94-1	3,3'-Dichlorobenzidine	0.14	U	0.14	0.053
99-09-2	3-Nitroaniline	0.35	U	0.35	0.084
534-52-1	4,6-Dinitro-2-methylphenol	0.28	U	0.28	0.14
101-55-3	4-Bromophenyl phenyl ether	0.35	U	0.35	0.014
59-50-7	4-Chloro-3-methylphenol	0.35	U	0.35	0.020
106-47-8	4-Chloroaniline	0.35	U	0.35	0.062
7005-72-3	4-Chlorophenyl phenyl ether	0.35	U	0.35	0.012
106-44-5	4-Methylphenol	0.35	U	0.35	0.022
100-01-6	4-Nitroaniline	0.35	U	0.35	0.040
100-02-7	4-Nitrophenol	0.71	U	0.71	0.057
83-32-9	Acenaphthene	0.35	U	0.35	0.010
208-96-8	Acenaphthylene	0.016	J	0.35	0.010
98-86-2	Acetophenone	0.35	U	0.35	0.017
120-12-7	Anthracene	0.030	J	0.35	0.011

11/6/2022 11/07/2022

FORM I
GC/MS SEMI VOA ORGANICS ANALYSIS DATA SHEET

Lab Name: Eurofins Edison | Job No.: 460-268165-1

SDG No.:

Client Sample ID: IRM-EX-014_4_20221025 | Lab Sample ID: 460-268165-15

Matrix: Solid | Lab File ID: Z73659.d

Analysis Method: 8270E | Date Collected: 10/25/2022 13:10

Extract. Method: 3546 | Date Extracted: 10/26/2022 10:47

Sample wt/vol: 15.02(g) | Date Analyzed: 10/27/2022 06:36

Con. Extract Vol.: 1(mL) | Dilution Factor: 1

Injection Volume: 1(uL) | GC Column: Rtxi-5Sil MS ID: 0.25(mm)

% Moisture: 6.2 % Solids: 93.8 | GPC Cleanup:(Y/N) N

Cleanup Factor: | Level: (low/med) Low

Analysis Batch No.: 874323 | Units: mg/Kg

CAS NO.	COMPOUND NAME	RESULT	Q	RL	MDL
1912-24-9	Atrazine	0.14	~~U~~ U	0.14	0.021
100-52-7	Benzaldehyde	0.35	~~U~~ UJ	0.35	0.058
56-55-3	Benzo[a]anthracene	0.17		0.035	0.012
50-32-8	Benzo[a]pyrene	0.18		0.035	0.0094
205-99-2	Benzo[b]fluoranthene	0.25		0.035	0.0091
191-24-2	Benzo[g,h,i]perylene	0.090	J	0.35	0.010
207-08-9	Benzo[k]fluoranthene	0.10		0.035	0.0069
111-91-1	Bis(2-chloroethoxy)methane	0.35	U	0.35	0.027
111-44-4	Bis(2-chloroethyl)ether	0.035	U	0.035	0.012
117-81-7	Bis(2-ethylhexyl) phthalate	0.35	U	0.35	0.019
85-68-7	Butyl benzyl phthalate	0.35	U	0.35	0.017
105-60-2	Caprolactam	0.35	U	0.35	0.055
86-74-8	Carbazole	0.35	U	0.35	0.013
218-01-9	Chrysene	0.18	J	0.35	0.0060
53-70-3	Dibenz(a,h)anthracene	0.032	J	0.035	0.015
132-64-9	Dibenzofuran	0.35	U	0.35	0.012
84-66-2	Diethyl phthalate	0.35	U	0.35	0.011
131-11-3	Dimethyl phthalate	0.35	U	0.35	0.080
84-74-2	Di-n-butyl phthalate	0.015	J	0.35	0.013
117-84-0	Di-n-octyl phthalate	0.35	U	0.35	0.019
206-44-0	Fluoranthene	0.34	J	0.35	0.012
86-73-7	Fluorene	0.35	U	0.35	0.010
118-74-1	Hexachlorobenzene	0.035	U	0.035	0.017
87-68-3	Hexachlorobutadiene	0.071	U	0.071	0.0075
77-47-4	Hexachlorocyclopentadiene	0.35	U	0.35	0.031
67-72-1	Hexachloroethane	0.035	U	0.035	0.012
193-39-5	Indeno[1,2,3-cd]pyrene	0.11	~~J~~ J+	0.035	0.014
78-59-1	Isophorone	0.14	U	0.14	0.10
91-20-3	Naphthalene	0.010	J	0.35	0.0061
98-95-3	Nitrobenzene	0.035	U	0.035	0.020
621-64-7	N-Nitrosodi-n-propylamine	0.035	U	0.035	0.026
86-30-6	N-Nitrosodiphenylamine	0.35	U	0.35	0.029

FORM I
GC/MS SEMI VOA ORGANICS ANALYSIS DATA SHEET

Lab Name: Eurofins Edison | Job No.: 460-268165-1

SDG No.:

Client Sample ID: IRM-EX-014_4_20221025 | Lab Sample ID: 460-268165-15

Matrix: Solid | Lab File ID: Z73659.d

Analysis Method: 8270E | Date Collected: 10/25/2022 13:10

Extract. Method: 3546 | Date Extracted: 10/26/2022 10:47

Sample wt/vol: 15.02(g) | Date Analyzed: 10/27/2022 06:36

Con. Extract Vol.: 1(mL) | Dilution Factor: 1

Injection Volume: 1(uL) | GC Column: Rtxi-5Sil MS ID: 0.25(mm)

% Moisture: 6.2 % Solids: 93.8 | GPC Cleanup:(Y/N) N

Cleanup Factor: | Level: (low/med) Low

Analysis Batch No.: 874323 | Units: mg/Kg

CAS NO.	COMPOUND NAME	RESULT	Q	RL	MDL
87-86-5	Pentachlorophenol	0.28	U	0.28	0.072
85-01-8	Phenanthrene	0.12	J	0.35	0.0062
108-95-2	Phenol	0.35	U	0.35	0.013
129-00-0	Pyrene	0.27	J	0.35	0.0088

CAS NO.	SURROGATE	%REC	Q	LIMITS
118-79-6	2,4,6-Tribromophenol (Surr)	83		10-123
321-60-8	2-Fluorobiphenyl	87		22-122
367-12-4	2-Fluorophenol (Surr)	71		18-123
4165-60-0	Nitrobenzene-d5 (Surr)	72		16-125
4165-62-2	Phenol-d5 (Surr)	70		23-120
1718-51-0	Terphenyl-d14 (Surr)	74		25-126

11/6/2025

FORM I
GC/MS SEMI VOA ORGANICS ANALYSIS DATA SHEET

Lab Name: Eurofins Edison | Job No.: 460-268165-1

SDG No.:

Client Sample ID: IRM-EX-015_4_20221025 | Lab Sample ID: 460-268165-16

Matrix: Solid | Lab File ID: X445078.d

Analysis Method: 8270E | Date Collected: 10/25/2022 13:20

Extract. Method: 3546 | Date Extracted: 10/26/2022 10:47

Sample wt/vol: 15.01(g) | Date Analyzed: 10/28/2022 09:31

Con. Extract Vol.: 1(mL) | Dilution Factor: 1

Injection Volume: 1(uL) | GC Column: Rtxi-5Sil MS ID: 0.25(mm)

% Moisture: 6.8 % Solids: 93.2 | GPC Cleanup:(Y/N) N

Cleanup Factor: | Level: (low/med) Low

Analysis Batch No.: 874604 | Units: mg/Kg

CAS NO.	COMPOUND NAME	RESULT	Q	RL	MDL
92-52-4	1,1'-Biphenyl	0.045	J	0.35	0.012
95-94-3	1,2,4,5-Tetrachlorobenzene	0.35	U	0.35	0.011
123-91-1	1,4-Dioxane	0.035	~~U~~ UJ	0.035	0.031
108-60-1	2,2'-oxybis[1-chloropropane]	0.35	~~U~~ UJ	0.35	0.0064
58-90-2	2,3,4,6-Tetrachlorophenol	0.35	U	0.35	0.024
95-95-4	2,4,5-Trichlorophenol	0.35	U	0.35	0.036
88-06-2	2,4,6-Trichlorophenol	0.14	U	0.14	0.046
120-83-2	2,4-Dichlorophenol	0.14	U	0.14	0.023
105-67-9	2,4-Dimethylphenol	0.35	U	0.35	0.042
51-28-5	2,4-Dinitrophenol	0.29	~~U~~ UJ	0.29	0.17
121-14-2	2,4-Dinitrotoluene	0.072	U	0.072	0.038
606-20-2	2,6-Dinitrotoluene	0.072	U	0.072	0.026
91-58-7	2-Chloronaphthalene	0.35	U	0.35	0.016
95-57-8	2-Chlorophenol	0.35	U	0.35	0.013
91-57-6	2-Methylnaphthalene	0.28	J	0.35	0.0099
95-48-7	2-Methylphenol	0.023	J	0.35	0.013
88-74-4	2-Nitroaniline	0.35	~~U~~ UJ	0.35	0.027
88-75-5	2-Nitrophenol	0.35	U	0.35	0.036
15831-10-4	3 & 4 Methylphenol	0.041	J	0.35	0.022
91-94-1	3,3'-Dichlorobenzidine	0.14	U	0.14	0.054
99-09-2	3-Nitroaniline	0.35	U	0.35	0.084
534-52-1	4,6-Dinitro-2-methylphenol	0.29	U	0.29	0.14
101-55-3	4-Bromophenyl phenyl ether	0.35	U	0.35	0.014
59-50-7	4-Chloro-3-methylphenol	0.35	U	0.35	0.020
106-47-8	4-Chloroaniline	0.35	U	0.35	0.063
7005-72-3	4-Chlorophenyl phenyl ether	0.35	U	0.35	0.013
106-44-5	4-Methylphenol	0.041	J	0.35	0.022
100-01-6	4-Nitroaniline	0.35	U	0.35	0.041
100-02-7	4-Nitrophenol	0.72	~~U~~ UJ	0.72	0.058
83-32-9	Acenaphthene	0.046	J	0.35	0.010
208-96-8	Acenaphthylene	0.53		0.35	0.010
98-86-2	Acetophenone	0.35	U	0.35	0.017

11/8/2022

FORM I
GC/MS SEMI VOA ORGANICS ANALYSIS DATA SHEET

Lab Name: Eurofins Edison | Job No.: 460-268165-1

SDG No.:

Client Sample ID: IRM-EX-015_4_20221025 | Lab Sample ID: 460-268165-16

Matrix: Solid | Lab File ID: X445078.d

Analysis Method: 8270E | Date Collected: 10/25/2022 13:20

Extract. Method: 3546 | Date Extracted: 10/26/2022 10:47

Sample wt/vol: 15.01(g) | Date Analyzed: 10/28/2022 09:31

Con. Extract Vol.: 1(mL) | Dilution Factor: 1

Injection Volume: 1(uL) | GC Column: Rtxi-5Sil MS ID: 0.25(mm)

% Moisture: 6.8 % Solids: 93.2 | GPC Cleanup:(Y/N) N

Cleanup Factor: | Level: (low/med) Low

Analysis Batch No.: 874604 | Units: mg/Kg

CAS NO.	COMPOUND NAME	RESULT	Q	RL	MDL
120-12-7	Anthracene	0.29	J	0.35	0.011
1912-24-9	Atrazine	0.14	~~U~~ * U	0.14	0.021
100-52-7	Benzaldehyde	0.35	~~U~~ UJ	0.35	0.059
56-55-3	Benzo[a]anthracene	0.59		0.035	0.012
50-32-8	Benzo[a]pyrene	0.79		0.035	0.0094
205-99-2	Benzo[b]fluoranthene	1.1		0.035	0.0092
191-24-2	Benzo[g,h,i]perylene	0.89		0.35	0.010
207-08-9	Benzo[k]fluoranthene	0.36		0.035	0.0070
111-91-1	Bis(2-chloroethoxy)methane	0.35	U	0.35	0.028
111-44-4	Bis(2-chloroethyl)ether	0.035	~~U~~ UJ	0.035	0.012
117-81-7	Bis(2-ethylhexyl) phthalate	0.35	U	0.35	0.019
85-68-7	Butyl benzyl phthalate	0.026	J	0.35	0.017
105-60-2	Caprolactam	0.35	U	0.35	0.055
86-74-8	Carbazole	0.21	J	0.35	0.014
218-01-9	Chrysene	0.65		0.35	0.0060
53-70-3	Dibenz(a,h)anthracene	0.22		0.035	0.015
132-64-9	Dibenzofuran	0.084	J	0.35	0.012
84-66-2	Diethyl phthalate	0.35	U	0.35	0.011
131-11-3	Dimethyl phthalate	0.35	U	0.35	0.081
84-74-2	Di-n-butyl phthalate	0.35	U	0.35	0.013
117-84-0	Di-n-octyl phthalate	0.35	U	0.35	0.019
206-44-0	Fluoranthene	1.3		0.35	0.012
86-73-7	Fluorene	0.23	J	0.35	0.010
118-74-1	Hexachlorobenzene	0.035	U	0.035	0.017
87-68-3	Hexachlorobutadiene	0.072	U	0.072	0.0075
77-47-4	Hexachlorocyclopentadiene	0.35	U	0.35	0.031
67-72-1	Hexachloroethane	0.035	U	0.035	0.012
193-39-5	Indeno[1,2,3-cd]pyrene	0.92	* J+	0.035	0.014
78-59-1	Isophorone	0.14	U	0.14	0.10
91-20-3	Naphthalene	0.59		0.35	0.0061
98-95-3	Nitrobenzene	0.035	U	0.035	0.020
621-64-7	N-Nitrosodi-n-propylamine	0.035	U	0.035	0.026

FORM I
GC/MS SEMI VOA ORGANICS ANALYSIS DATA SHEET

Lab Name: Eurofins Edison | Job No.: 460-268165-1

SDG No.:

Client Sample ID: IRM-EX-015_4_20221025 | Lab Sample ID: 460-268165-16

Matrix: Solid | Lab File ID: X445078.d

Analysis Method: 8270E | Date Collected: 10/25/2022 13:20

Extract. Method: 3546 | Date Extracted: 10/26/2022 10:47

Sample wt/vol: 15.01(g) | Date Analyzed: 10/28/2022 09:31

Con. Extract Vol.: 1(mL) | Dilution Factor: 1

Injection Volume: 1(uL) | GC Column: Rtxi-5Sil MS ID: 0.25(mm)

% Moisture: 6.8 % Solids: 93.2 | GPC Cleanup:(Y/N) N

Cleanup Factor: | Level: (low/med) Low

Analysis Batch No.: 874604 | Units: mg/Kg

CAS NO.	COMPOUND NAME	RESULT	Q	RL	MDL
86-30-6	N-Nitrosodiphenylamine	0.35	U	0.35	0.029
87-86-5	Pentachlorophenol	0.29	U	0.29	0.073
85-01-8	Phenanthrene	0.98		0.35	0.0062
108-95-2	Phenol	0.35	U	0.35	0.013
129-00-0	Pyrene	0.96		0.35	0.0088

CAS NO.	SURROGATE	%REC	Q	LIMITS
118-79-6	2,4,6-Tribromophenol (Surr)	123		10-123
321-60-8	2-Fluorobiphenyl	93		22-122
367-12-4	2-Fluorophenol (Surr)	72		18-123
4165-60-0	Nitrobenzene-d5 (Surr)	77		16-125
4165-62-2	Phenol-d5 (Surr)	72		23-120
1718-51-0	Terphenyl-d14 (Surr)	92		25-126

1/16/2025

FORM I
GC/MS SEMI VOA ORGANICS ANALYSIS DATA SHEET

Lab Name: Eurofins Edison | Job No.: 460-268165-1

SDG No.:

Client Sample ID: IRM-EX-016_4_20221025 | Lab Sample ID: 460-268165-17

Matrix: Solid | Lab File ID: f466903.D

Analysis Method: 8270E | Date Collected: 10/25/2022 13:25

Extract. Method: 3546 | Date Extracted: 10/26/2022 10:47

Sample wt/vol: 15.00(g) | Date Analyzed: 10/27/2022 17:36

Con. Extract Vol.: 1(mL) | Dilution Factor: 1

Injection Volume: 1(uL) | GC Column: Rtxi-5Sil MS ID: 0.25(mm)

% Moisture: 2.9 % Solids: 97.1 | GPC Cleanup:(Y/N) N

Cleanup Factor: | Level: (low/med) Low

Analysis Batch No.: 874388 | Units: mg/Kg

CAS NO.	COMPOUND NAME	RESULT	Q	RL	MDL
92-52-4	1,1'-Biphenyl	0.012	J	0.34	0.012
95-94-3	1,2,4,5-Tetrachlorobenzene	0.34	U	0.34	0.011
123-91-1	1,4-Dioxane	0.034	U	0.034	0.030
108-60-1	2,2'-oxybis[1-chloropropane]	0.34	U	0.34	0.0062
58-90-2	2,3,4,6-Tetrachlorophenol	0.34	U	0.34	0.023
95-95-4	2,4,5-Trichlorophenol	0.34	U	0.34	0.035
88-06-2	2,4,6-Trichlorophenol	0.14	U	0.14	0.044
120-83-2	2,4-Dichlorophenol	0.14	U	0.14	0.022
105-67-9	2,4-Dimethylphenol	0.34	U	0.34	0.041
51-28-5	2,4-Dinitrophenol	0.27	U	0.27	0.17
121-14-2	2,4-Dinitrotoluene	0.069	U	0.069	0.037
606-20-2	2,6-Dinitrotoluene	0.069	U	0.069	0.025
91-58-7	2-Chloronaphthalene	0.34	U	0.34	0.016
95-57-8	2-Chlorophenol	0.34	U	0.34	0.012
91-57-6	2-Methylnaphthalene	0.091	J	0.34	0.0095
95-48-7	2-Methylphenol	0.34	U	0.34	0.013
88-74-4	2-Nitroaniline	0.34	U	0.34	0.026
88-75-5	2-Nitrophenol	0.34	U	0.34	0.034
15831-10-4	3 & 4 Methylphenol	0.34	U	0.34	0.021
91-94-1	3,3'-Dichlorobenzidine	0.14	U	0.14	0.051
99-09-2	3-Nitroaniline	0.34	U	0.34	0.081
534-52-1	4,6-Dinitro-2-methylphenol	0.27	~~U~~ UJ	0.27	0.14
101-55-3	4-Bromophenyl phenyl ether	0.34	U	0.34	0.014
59-50-7	4-Chloro-3-methylphenol	0.34	U	0.34	0.019
106-47-8	4-Chloroaniline	0.34	U	0.34	0.060
7005-72-3	4-Chlorophenyl phenyl ether	0.34	U	0.34	0.012
106-44-5	4-Methylphenol	0.34	U	0.34	0.021
100-01-6	4-Nitroaniline	0.34	U	0.34	0.039
100-02-7	4-Nitrophenol	0.69	U	0.69	0.056
83-32-9	Acenaphthene	0.024	J	0.34	0.0097
208-96-8	Acenaphthylene	0.22	J	0.34	0.0097
98-86-2	Acetophenone	0.34	U	0.34	0.017

FORM I
GC/MS SEMI VOA ORGANICS ANALYSIS DATA SHEET

Lab Name: Eurofins Edison | Job No.: 460-268165-1

SDG No.:

Client Sample ID: IRM-EX-016_4_20221025 | Lab Sample ID: 460-268165-17

Matrix: Solid | Lab File ID: f466903.D

Analysis Method: 8270E | Date Collected: 10/25/2022 13:25

Extract. Method: 3546 | Date Extracted: 10/26/2022 10:47

Sample wt/vol: 15.00(g) | Date Analyzed: 10/27/2022 17:36

Con. Extract Vol.: 1(mL) | Dilution Factor: 1

Injection Volume: 1(uL) | GC Column: Rtxi-5Sil MS ID: 0.25(mm)

% Moisture: 2.9 % Solids: 97.1 | GPC Cleanup:(Y/N) N

Cleanup Factor: | Level: (low/med) Low

Analysis Batch No.: 874388 | Units: mg/Kg

CAS NO.	COMPOUND NAME	RESULT	Q	RL	MDL
120-12-7	Anthracene	0.29	J	0.34	0.010
1912-24-9	Atrazine	0.14	~~U~~ UJ	0.14	0.020
100-52-7	Benzaldehyde	0.34	~~U~~ UJ	0.34	0.056
56-55-3	Benzo[a]anthracene	1.6		0.034	0.012
50-32-8	Benzo[a]pyrene	1.5		0.034	0.0091
205-99-2	Benzo[b]fluoranthene	2.1	J	0.034	0.0088
191-24-2	Benzo[g,h,i]perylene	0.56		0.34	0.010
207-08-9	Benzo[k]fluoranthene	0.95		0.034	0.0067
111-91-1	Bis(2-chloroethoxy)methane	0.34	U	0.34	0.027
111-44-4	Bis(2-chloroethyl)ether	0.034	U	0.034	0.012
117-81-7	Bis(2-ethylhexyl) phthalate	0.34	U	0.34	0.018
85-68-7	Butyl benzyl phthalate	0.018	J	0.34	0.016
105-60-2	Caprolactam	0.34	U	0.34	0.053
86-74-8	Carbazole	0.11	J	0.34	0.013
218-01-9	Chrysene	1.6		0.34	0.0058
53-70-3	Dibenz(a,h)anthracene	0.13		0.034	0.015
132-64-9	Dibenzofuran	0.047	J	0.34	0.011
84-66-2	Diethyl phthalate	0.34	U	0.34	0.011
131-11-3	Dimethyl phthalate	0.34	U	0.34	0.077
84-74-2	Di-n-butyl phthalate	0.34	U	0.34	0.013
117-84-0	Di-n-octyl phthalate	0.34	U	0.34	0.018
206-44-0	Fluoranthene	3.3		0.34	0.012
86-73-7	Fluorene	0.066	J	0.34	0.010
118-74-1	Hexachlorobenzene	0.034	U	0.034	0.016
87-68-3	Hexachlorobutadiene	0.069	U	0.069	0.0072
77-47-4	Hexachlorocyclopentadiene	0.34	U	0.34	0.030
67-72-1	Hexachloroethane	0.034	U	0.034	0.012
193-39-5	Indeno[1,2,3-cd]pyrene	0.89	J	0.034	0.013
78-59-1	Isophorone	0.14	U	0.14	0.098
91-20-3	Naphthalene	0.16	J	0.34	0.0059
98-95-3	Nitrobenzene	0.034	U	0.034	0.019
621-64-7	N-Nitrosodi-n-propylamine	0.034	U	0.034	0.025

FORM I
GC/MS SEMI VOA ORGANICS ANALYSIS DATA SHEET

Lab Name: Eurofins Edison | Job No.: 460-268165-1

SDG No.:

Client Sample ID: IRM-EX-016_4_20221025 | Lab Sample ID: 460-268165-17

Matrix: Solid | Lab File ID: f466903.D

Analysis Method: 8270E | Date Collected: 10/25/2022 13:25

Extract. Method: 3546 | Date Extracted: 10/26/2022 10:47

Sample wt/vol: 15.00(g) | Date Analyzed: 10/27/2022 17:36

Con. Extract Vol.: 1(mL) | Dilution Factor: 1

Injection Volume: 1(uL) | GC Column: Rtxi-5Sil MS ID: 0.25(mm)

% Moisture: 2.9 % Solids: 97.1 | GPC Cleanup:(Y/N) N

Cleanup Factor: | Level: (low/med) Low

Analysis Batch No.: 874388 | Units: mg/Kg

CAS NO.	COMPOUND NAME	RESULT	Q	RL	MDL
86-30-6	N-Nitrosodiphenylamine	0.34	U	0.34	0.028
87-86-5	Pentachlorophenol	0.27	U	0.27	0.070
85-01-8	Phenanthrene	1.6		0.34	0.0060
108-95-2	Phenol	0.34	U	0.34	0.013
129-00-0	Pyrene	2.7		0.34	0.0085

CAS NO.	SURROGATE	%REC	Q	LIMITS
118-79-6	2,4,6-Tribromophenol (Surr)	78		10-123
321-60-8	2-Fluorobiphenyl	82		22-122
367-12-4	2-Fluorophenol (Surr)	72		18-123
4165-60-0	Nitrobenzene-d5 (Surr)	74		16-125
4165-62-2	Phenol-d5 (Surr)	71		23-120
1718-51-0	Terphenyl-d14 (Surr)	89		25-126

11/16/2022

FORM I
GC/MS SEMI VOA ORGANICS ANALYSIS DATA SHEET

Lab Name: Eurofins Edison | Job No.: 460-268165-1

SDG No.:

Client Sample ID: IRM-EX-017_4_20221025 | Lab Sample ID: 460-268165-18

Matrix: Solid | Lab File ID: f466904.D

Analysis Method: 8270E | Date Collected: 10/25/2022 13:30

Extract. Method: 3546 | Date Extracted: 10/26/2022 10:47

Sample wt/vol: 15.03(g) | Date Analyzed: 10/27/2022 17:53

Con. Extract Vol.: 1(mL) | Dilution Factor: 1

Injection Volume: 1(uL) | GC Column: Rtxi-5Sil MS ID: 0.25(mm)

% Moisture: 6.7 % Solids: 93.3 | GPC Cleanup:(Y/N) N

Cleanup Factor: | Level: (low/med) Low

Analysis Batch No.: 874388 | Units: mg/Kg

CAS NO.	COMPOUND NAME	RESULT	Q	RL	MDL
92-52-4	1,1'-Biphenyl	0.35	U	0.35	0.012
95-94-3	1,2,4,5-Tetrachlorobenzene	0.35	U	0.35	0.011
108-60-1	2,2'-oxybis[1-chloropropane]	0.35	U	0.35	0.0064
58-90-2	2,3,4,6-Tetrachlorophenol	0.35	U	0.35	0.024
95-95-4	2,4,5-Trichlorophenol	0.35	U	0.35	0.036
88-06-2	2,4,6-Trichlorophenol	0.14	U	0.14	0.045
120-83-2	2,4-Dichlorophenol	0.14	U	0.14	0.023
105-67-9	2,4-Dimethylphenol	0.35	U	0.35	0.042
51-28-5	2,4-Dinitrophenol	0.28	U	0.28	0.17
121-14-2	2,4-Dinitrotoluene	0.072	U	0.072	0.038
606-20-2	2,6-Dinitrotoluene	0.072	U	0.072	0.026
91-58-7	2-Chloronaphthalene	0.35	U	0.35	0.016
95-57-8	2-Chlorophenol	0.35	U	0.35	0.013
91-57-6	2-Methylnaphthalene	0.011	J	0.35	0.0099
95-48-7	2-Methylphenol	0.35	U	0.35	0.013
88-74-4	2-Nitroaniline	0.35	U	0.35	0.027
88-75-5	2-Nitrophenol	0.35	U	0.35	0.035
15831-10-4	3 & 4 Methylphenol	0.35	U	0.35	0.022
91-94-1	3,3'-Dichlorobenzidine	0.14	U	0.14	0.053
99-09-2	3-Nitroaniline	0.35	U	0.35	0.084
534-52-1	4,6-Dinitro-2-methylphenol	0.28	~~U~~ UJ	0.28	0.14
101-55-3	4-Bromophenyl phenyl ether	0.35	U	0.35	0.014
59-50-7	4-Chloro-3-methylphenol	0.35	U	0.35	0.020
106-47-8	4-Chloroaniline	0.35	U	0.35	0.063
7005-72-3	4-Chlorophenyl phenyl ether	0.35	U	0.35	0.012
106-44-5	4-Methylphenol	0.35	U	0.35	0.022
100-01-6	4-Nitroaniline	0.35	U	0.35	0.041
100-02-7	4-Nitrophenol	0.72	U	0.72	0.058
83-32-9	Acenaphthene	0.016	J	0.35	0.010
208-96-8	Acenaphthylene	0.074	J	0.35	0.010
98-86-2	Acetophenone	0.35	U	0.35	0.017
120-12-7	Anthracene	0.088	J	0.35	0.011

FORM I
GC/MS SEMI VOA ORGANICS ANALYSIS DATA SHEET

Lab Name: Eurofins Edison | Job No.: 460-268165-1

SDG No.:

Client Sample ID: IRM-EX-017_4_20221025 | Lab Sample ID: 460-268165-18

Matrix: Solid | Lab File ID: f466904.D

Analysis Method: 8270E | Date Collected: 10/25/2022 13:30

Extract. Method: 3546 | Date Extracted: 10/26/2022 10:47

Sample wt/vol: 15.03(g) | Date Analyzed: 10/27/2022 17:53

Con. Extract Vol.: 1(mL) | Dilution Factor: 1

Injection Volume: 1(uL) | GC Column: Rtxi-5Sil MS ID: 0.25(mm)

% Moisture: 6.7 % Solids: 93.3 | GPC Cleanup:(Y/N) N

Cleanup Factor: | Level: (low/med) Low

Analysis Batch No.: 874388 | Units: mg/Kg

CAS NO.	COMPOUND NAME	RESULT	Q	RL	MDL
1912-24-9	Atrazine	0.14	~~U~~ U	0.14	0.021
100-52-7	Benzaldehyde	0.35	U UJ	0.35	0.059
56-55-3	Benzo[a]anthracene	0.25		0.035	0.012
50-32-8	Benzo[a]pyrene	0.30		0.035	0.0094
205-99-2	Benzo[b]fluoranthene	0.41	J	0.035	0.0092
191-24-2	Benzo[g,h,i]perylene	0.31	J	0.35	0.010
207-08-9	Benzo[k]fluoranthene	0.15		0.035	0.0069
111-91-1	Bis(2-chloroethoxy)methane	0.35	U	0.35	0.028
111-44-4	Bis(2-chloroethyl)ether	0.035	U	0.035	0.012
117-81-7	Bis(2-ethylhexyl) phthalate	0.024	J	0.35	0.019
85-68-7	Butyl benzyl phthalate	0.025	J	0.35	0.017
105-60-2	Caprolactam	0.35	U	0.35	0.055
86-74-8	Carbazole	0.025	J	0.35	0.013
218-01-9	Chrysene	0.21	J	0.35	0.0060
53-70-3	Dibenz(a,h)anthracene	0.052		0.035	0.015
132-64-9	Dibenzofuran	0.35	U	0.35	0.012
84-66-2	Diethyl phthalate	0.35	U	0.35	0.011
131-11-3	Dimethyl phthalate	0.35	U	0.35	0.080
84-74-2	Di-n-butyl phthalate	0.35	U	0.35	0.013
117-84-0	Di-n-octyl phthalate	0.35	U	0.35	0.019
206-44-0	Fluoranthene	0.40		0.35	0.012
86-73-7	Fluorene	0.016	J	0.35	0.010
118-74-1	Hexachlorobenzene	0.035	U	0.035	0.017
87-68-3	Hexachlorobutadiene	0.072	U	0.072	0.0075
77-47-4	Hexachlorocyclopentadiene	0.35	U	0.35	0.031
67-72-1	Hexachloroethane	0.035	U	0.035	0.012
193-39-5	Indeno[1,2,3-cd]pyrene	0.40	* ~~J~~ J+	0.035	0.014
78-59-1	Isophorone	0.14	U	0.14	0.10
91-20-3	Naphthalene	0.016	J	0.35	0.0061
98-95-3	Nitrobenzene	0.035	U	0.035	0.020
621-64-7	N-Nitrosodi-n-propylamine	0.035	U	0.035	0.026
86-30-6	N-Nitrosodiphenylamine	0.35	U	0.35	0.029

FORM I
GC/MS SEMI VOA ORGANICS ANALYSIS DATA SHEET

Lab Name: Eurofins Edison | Job No.: 460-268165-1

SDG No.:

Client Sample ID: IRM-EX-017_4_20221025 | Lab Sample ID: 460-268165-18

Matrix: Solid | Lab File ID: f466904.D

Analysis Method: 8270E | Date Collected: 10/25/2022 13:30

Extract. Method: 3546 | Date Extracted: 10/26/2022 10:47

Sample wt/vol: 15.03(g) | Date Analyzed: 10/27/2022 17:53

Con. Extract Vol.: 1(mL) | Dilution Factor: 1

Injection Volume: 1(uL) | GC Column: Rtxi-5Sil MS ID: 0.25(mm)

% Moisture: 6.7 % Solids: 93.3 | GPC Cleanup:(Y/N) N

Cleanup Factor: | Level: (low/med) Low

Analysis Batch No.: 874388 | Units: mg/Kg

CAS NO.	COMPOUND NAME	RESULT	Q	RL	MDL
87-86-5	Pentachlorophenol	0.28	U	0.28	0.073
85-01-8	Phenanthrene	0.18	J	0.35	0.0062
108-95-2	Phenol	0.35	U	0.35	0.013
129-00-0	Pyrene	0.38		0.35	0.0088

CAS NO.	SURROGATE	%REC	Q	LIMITS
118-79-6	2,4,6-Tribromophenol (Surr)	77		10-123
321-60-8	2-Fluorobiphenyl	86		22-122
367-12-4	2-Fluorophenol (Surr)	70		18-123
4165-60-0	Nitrobenzene-d5 (Surr)	74		16-125
4165-62-2	Phenol-d5 (Surr)	73		23-120
1718-51-0	Terphenyl-d14 (Surr)	90		25-126

FORM I
GC/MS SEMI VOA ORGANICS ANALYSIS DATA SHEET

Lab Name: Eurofins Edison | Job No.: 460-268165-1

SDG No.:

Client Sample ID: IRM-EX-008_4_20221026 | Lab Sample ID: 460-268249-1

Matrix: Solid | Lab File ID: f467009.D

Analysis Method: 8270E | Date Collected: 10/26/2022 07:50

Extract. Method: 3546 | Date Extracted: 10/28/2022 09:17

Sample wt/vol: 15.4(g) | Date Analyzed: 10/29/2022 23:29

Con. Extract Vol.: 1(mL) | Dilution Factor: 1

Injection Volume: 1(uL) | GC Column: Rtxi-5Sil MS ID: 0.25(mm)

% Moisture: 7.1 % Solids: 92.9 | GPC Cleanup:(Y/N) N

Cleanup Factor: | Level: (low/med) Low

Analysis Batch No.: 874954 | Units: mg/Kg

CAS NO.	COMPOUND NAME	RESULT	Q	RL	MDL
92-52-4	1,1'-Biphenyl	0.35	U	0.35	0.012
95-94-3	1,2,4,5-Tetrachlorobenzene	0.35	U	0.35	0.011
123-91-1	1,4-Dioxane	0.035	U	0.035	0.030
108-60-1	2,2'-oxybis[1-chloropropane]	0.35	U	0.35	0.0063
58-90-2	2,3,4,6-Tetrachlorophenol	0.35	U	0.35	0.023
95-95-4	2,4,5-Trichlorophenol	0.35	U	0.35	0.035
88-06-2	2,4,6-Trichlorophenol	0.14	U	0.14	0.045
120-83-2	2,4-Dichlorophenol	0.14	U	0.14	0.022
105-67-9	2,4-Dimethylphenol	0.35	U	0.35	0.041
51-28-5	2,4-Dinitrophenol	0.28	~~U~~ UJ	0.28	0.17
121-14-2	2,4-Dinitrotoluene	0.070	U	0.070	0.037
606-20-2	2,6-Dinitrotoluene	0.070	U	0.070	0.025
91-58-7	2-Chloronaphthalene	0.35	U	0.35	0.016
95-57-8	2-Chlorophenol	0.35	U	0.35	0.012
91-57-6	2-Methylnaphthalene	0.35	U	0.35	0.0097
95-48-7	2-Methylphenol	0.35	U	0.35	0.013
88-74-4	2-Nitroaniline	0.35	U	0.35	0.026
88-75-5	2-Nitrophenol	0.35	U	0.35	0.035
15831-10-4	3 & 4 Methylphenol	0.35	U	0.35	0.022
91-94-1	3,3'-Dichlorobenzidine	0.14	U	0.14	0.052
99-09-2	3-Nitroaniline	0.35	U	0.35	0.082
534-52-1	4,6-Dinitro-2-methylphenol	0.28	~~U~~ UJ	0.28	0.14
101-55-3	4-Bromophenyl phenyl ether	0.35	U	0.35	0.014
59-50-7	4-Chloro-3-methylphenol	0.35	U	0.35	0.019
106-47-8	4-Chloroaniline	0.35	U	0.35	0.062
7005-72-3	4-Chlorophenyl phenyl ether	0.35	U	0.35	0.012
106-44-5	4-Methylphenol	0.35	U	0.35	0.022
100-01-6	4-Nitroaniline	0.35	U	0.35	0.040
100-02-7	4-Nitrophenol	0.70	U	0.70	0.057
83-32-9	Acenaphthene	0.35	U	0.35	0.0099
208-96-8	Acenaphthylene	0.35	U	0.35	0.0099
98-86-2	Acetophenone	0.35	U	0.35	0.017

FORM I
GC/MS SEMI VOA ORGANICS ANALYSIS DATA SHEET

Lab Name: Eurofins Edison | Job No.: 460-268165-1

SDG No.:

Client Sample ID: IRM-EX-008_4_20221026 | Lab Sample ID: 460-268249-1

Matrix: Solid | Lab File ID: f467009.D

Analysis Method: 8270E | Date Collected: 10/26/2022 07:50

Extract. Method: 3546 | Date Extracted: 10/28/2022 09:17

Sample wt/vol: 15.4(g) | Date Analyzed: 10/29/2022 23:29

Con. Extract Vol.: 1(mL) | Dilution Factor: 1

Injection Volume: 1(uL) | GC Column: Rtxi-5Sil MS ID: 0.25(mm)

% Moisture: 7.1 % Solids: 92.9 | GPC Cleanup:(Y/N) N

Cleanup Factor: | Level: (low/med) Low

Analysis Batch No.: 874954 | Units: mg/Kg

CAS NO.	COMPOUND NAME	RESULT	Q	RL	MDL
120-12-7	Anthracene	0.35	U	0.35	0.011
1912-24-9	Atrazine	0.14	U	0.14	0.020
100-52-7	Benzaldehyde	0.35	~~U~~ UJ	0.35	0.057
56-55-3	Benzo[a]anthracene	0.035	U	0.035	0.012
50-32-8	Benzo[a]pyrene	0.035	~~U~~ UJ	0.035	0.0092
205-99-2	Benzo[b]fluoranthene	0.035	U	0.035	0.0090
191-24-2	Benzo[g,h,i]perylene	0.35	U	0.35	0.010
207-08-9	Benzo[k]fluoranthene	0.035	~~U~~ UJ	0.035	0.0068
111-91-1	Bis(2-chloroethoxy)methane	0.35	U	0.35	0.027
111-44-4	Bis(2-chloroethyl)ether	0.035	U	0.035	0.012
117-81-7	Bis(2-ethylhexyl) phthalate	0.35	U	0.35	0.018
85-68-7	Butyl benzyl phthalate	0.35	U	0.35	0.016
105-60-2	Caprolactam	0.35	U	0.35	0.054
86-74-8	Carbazole	0.35	U	0.35	0.013
218-01-9	Chrysene	0.35	U	0.35	0.0059
53-70-3	Dibenz(a,h)anthracene	0.035	U	0.035	0.015
132-64-9	Dibenzofuran	0.35	U	0.35	0.012
84-66-2	Diethyl phthalate	0.35	U	0.35	0.011
131-11-3	Dimethyl phthalate	0.35	U	0.35	0.079
84-74-2	Di-n-butyl phthalate	0.35	U	0.35	0.013
117-84-0	Di-n-octyl phthalate	0.35	~~U~~ UJ	0.35	0.018
206-44-0	Fluoranthene	0.35	U	0.35	0.012
86-73-7	Fluorene	0.35	U	0.35	0.010
118-74-1	Hexachlorobenzene	0.035	U	0.035	0.016
87-68-3	Hexachlorobutadiene	0.070	U	0.070	0.0074
77-47-4	Hexachlorocyclopentadiene	0.35	U	0.35	0.030
67-72-1	Hexachloroethane	0.035	U	0.035	0.012
193-39-5	Indeno[1,2,3-cd]pyrene	0.035	U	0.035	0.014
78-59-1	Isophorone	0.14	U	0.14	0.10
91-20-3	Naphthalene	0.015	J	0.35	0.0060
98-95-3	Nitrobenzene	0.035	U	0.035	0.019
621-64-7	N-Nitrosodi-n-propylamine	0.035	U	0.035	0.025

FORM I
GC/MS SEMI VOA ORGANICS ANALYSIS DATA SHEET

Lab Name: Eurofins Edison | Job No.: 460-268165-1

SDG No.:

Client Sample ID: IRM-EX-008_4_20221026 | Lab Sample ID: 460-268249-1

Matrix: Solid | Lab File ID: f467009.D

Analysis Method: 8270E | Date Collected: 10/26/2022 07:50

Extract. Method: 3546 | Date Extracted: 10/28/2022 09:17

Sample wt/vol: 15.4(g) | Date Analyzed: 10/29/2022 23:29

Con. Extract Vol.: 1(mL) | Dilution Factor: 1

Injection Volume: 1(uL) | GC Column: Rtxi-5Sil MS ID: 0.25(mm)

% Moisture: 7.1 % Solids: 92.9 | GPC Cleanup:(Y/N) N

Cleanup Factor: | Level: (low/med) Low

Analysis Batch No.: 874954 | Units: mg/Kg

CAS NO.	COMPOUND NAME	RESULT	Q	RL	MDL
86-30-6	N-Nitrosodiphenylamine	0.35	U	0.35	0.029
87-86-5	Pentachlorophenol	0.28	U	0.28	0.071
85-01-8	Phenanthrene	0.35	U	0.35	0.0061
108-95-2	Phenol	0.35	U	0.35	0.013
129-00-0	Pyrene	0.35	U	0.35	0.0086

CAS NO.	SURROGATE	%REC	Q	LIMITS
118-79-6	2,4,6-Tribromophenol (Surr)	72		10-123
321-60-8	2-Fluorobiphenyl	79		22-122
367-12-4	2-Fluorophenol (Surr)	71		18-123
4165-60-0	Nitrobenzene-d5 (Surr)	73		16-125
4165-62-2	Phenol-d5 (Surr)	69		23-120
1718-51-0	Terphenyl-d14 (Surr)	85		25-126

11/6/2024

FORM I
GC/MS SEMI VOA ORGANICS ANALYSIS DATA SHEET

Lab Name: Eurofins Edison | Job No.: 460-268165-1

SDG No.:

Client Sample ID: IRM-EX-010_4_20221026 | Lab Sample ID: 460-268249-2

Matrix: Solid | Lab File ID: f467028.D

Analysis Method: 8270E | Date Collected: 10/26/2022 07:55

Extract. Method: 3546 | Date Extracted: 10/28/2022 09:17

Sample wt/vol: 15.04(g) | Date Analyzed: 10/30/2022 04:54

Con. Extract Vol.: 1(mL) | Dilution Factor: 1

Injection Volume: 1(uL) | GC Column: Rtxi-5Sil MS ID: 0.25(mm)

% Moisture: 11.1 % Solids: 88.9 | GPC Cleanup:(Y/N) N

Cleanup Factor: | Level: (low/med) Low

Analysis Batch No.: 874954 | Units: mg/Kg

CAS NO.	COMPOUND NAME	RESULT	Q	RL	MDL
92-52-4	1,1'-Biphenyl	0.37	U	0.37	0.013
95-94-3	1,2,4,5-Tetrachlorobenzene	0.37	U	0.37	0.012
123-91-1	1,4-Dioxane	0.037	U	0.037	0.032
108-60-1	2,2'-oxybis[1-chloropropane]	0.37	U	0.37	0.0067
58-90-2	2,3,4,6-Tetrachlorophenol	0.37	U	0.37	0.025
95-95-4	2,4,5-Trichlorophenol	0.37	U	0.37	0.038
88-06-2	2,4,6-Trichlorophenol	0.15	U	0.15	0.048
120-83-2	2,4-Dichlorophenol	0.15	U	0.15	0.024
105-67-9	2,4-Dimethylphenol	0.37	~~U~~ UJ	0.37	0.044
51-28-5	2,4-Dinitrophenol	0.30	~~U~~ UJ	0.30	0.18
121-14-2	2,4-Dinitrotoluene	0.075	U	0.075	0.040
606-20-2	2,6-Dinitrotoluene	0.075	U	0.075	0.027
91-58-7	2-Chloronaphthalene	0.37	U	0.37	0.017
95-57-8	2-Chlorophenol	0.37	~~U~~ UJ	0.37	0.013
91-57-6	2-Methylnaphthalene	0.37	~~U~~ UJ	0.37	0.010
95-48-7	2-Methylphenol	0.37	~~U~~ UJ	0.37	0.014
88-74-4	2-Nitroaniline	0.37	U	0.37	0.028
88-75-5	2-Nitrophenol	0.37	U	0.37	0.037
15831-10-4	3 & 4 Methylphenol	0.37	U	0.37	0.023
91-94-1	3,3'-Dichlorobenzidine	0.15	U	0.15	0.056
99-09-2	3-Nitroaniline	0.37	U	0.37	0.088
534-52-1	4,6-Dinitro-2-methylphenol	0.30	~~U~~ UJ	0.30	0.15
101-55-3	4-Bromophenyl phenyl ether	0.37	U	0.37	0.015
59-50-7	4-Chloro-3-methylphenol	0.37	U	0.37	0.021
106-47-8	4-Chloroaniline	0.37	U	0.37	0.066
7005-72-3	4-Chlorophenyl phenyl ether	0.37	U	0.37	0.013
106-44-5	4-Methylphenol	0.37	U	0.37	0.023
100-01-6	4-Nitroaniline	0.37	U	0.37	0.043
100-02-7	4-Nitrophenol	0.75	U	0.75	0.061
83-32-9	Acenaphthene	0.37	U	0.37	0.011
208-96-8	Acenaphthylene	0.37	U	0.37	0.011
98-86-2	Acetophenone	0.37	~~U~~ UJ	0.37	0.018

FORM I
GC/MS SEMI VOA ORGANICS ANALYSIS DATA SHEET

Lab Name: Eurofins Edison | Job No.: 460-268165-1

SDG No.:

Client Sample ID: IRM-EX-010_4_20221026 | Lab Sample ID: 460-268249-2

Matrix: Solid | Lab File ID: f467028.D

Analysis Method: 8270E | Date Collected: 10/26/2022 07:55

Extract. Method: 3546 | Date Extracted: 10/28/2022 09:17

Sample wt/vol: 15.04(g) | Date Analyzed: 10/30/2022 04:54

Con. Extract Vol.: 1(mL) | Dilution Factor: 1

Injection Volume: 1(uL) | GC Column: Rtxi-5Sil MS ID: 0.25(mm)

% Moisture: 11.1 % Solids: 88.9 | GPC Cleanup:(Y/N) N

Cleanup Factor: | Level: (low/med) Low

Analysis Batch No.: 874954 | Units: mg/Kg

CAS NO.	COMPOUND NAME	RESULT	Q	RL	MDL
120-12-7	Anthracene	0.023	J	0.37	0.011
1912-24-9	Atrazine	0.15	U	0.15	0.022
100-52-7	Benzaldehyde	0.37	~~J~~ UJ	0.37	0.061
56-55-3	Benzo[a]anthracene	0.19		0.037	0.013
50-32-8	Benzo[a]pyrene	0.19	J	0.037	0.0099
205-99-2	Benzo[b]fluoranthene	0.22		0.037	0.0096
191-24-2	Benzo[g,h,i]perylene	0.11	~~J~~ J-	0.37	0.011
207-08-9	Benzo[k]fluoranthene	0.10	J	0.037	0.0073
111-91-1	Bis(2-chloroethoxy)methane	0.37	U UJ	0.37	0.029
111-44-4	Bis(2-chloroethyl)ether	0.037	~~U~~ UJ	0.037	0.013
117-81-7	Bis(2-ethylhexyl) phthalate	0.37	U	0.37	0.020
85-68-7	Butyl benzyl phthalate	0.023	J	0.37	0.017
105-60-2	Caprolactam	0.37	U	0.37	0.058
86-74-8	Carbazole	0.37	U	0.37	0.014
218-01-9	Chrysene	0.19	J	0.37	0.0063
53-70-3	Dibenz(a,h)anthracene	0.037	U	0.037	0.016
132-64-9	Dibenzofuran	0.37	U	0.37	0.012
84-66-2	Diethyl phthalate	0.37	U	0.37	0.012
131-11-3	Dimethyl phthalate	0.37	U	0.37	0.084
84-74-2	Di-n-butyl phthalate	0.37	U	0.37	0.014
117-84-0	Di-n-octyl phthalate	0.37	~~U~~ UJ	0.37	0.020
206-44-0	Fluoranthene	0.29	J	0.37	0.013
86-73-7	Fluorene	0.37	U	0.37	0.011
118-74-1	Hexachlorobenzene	0.037	~~U~~ UJ	0.037	0.018
87-68-3	Hexachlorobutadiene	0.075	U	0.075	0.0079
77-47-4	Hexachlorocyclopentadiene	0.37	U	0.37	0.033
67-72-1	Hexachloroethane	0.037	~~U~~ UJ	0.037	0.013
193-39-5	Indeno[1,2,3-cd]pyrene	0.19		0.037	0.014
78-59-1	Isophorone	0.15	~~U~~ UJ	0.15	0.11
91-20-3	Naphthalene	0.0075	J	0.37	0.0064
98-95-3	Nitrobenzene	0.037	~~U~~ UJ	0.037	0.021
621-64-7	N-Nitrosodi-n-propylamine	0.037	~~U~~ UJ	0.037	0.027

FORM I
GC/MS SEMI VOA ORGANICS ANALYSIS DATA SHEET

Lab Name: Eurofins Edison | Job No.: 460-268165-1

SDG No.:

Client Sample ID: IRM-EX-010_4_20221026 | Lab Sample ID: 460-268249-2

Matrix: Solid | Lab File ID: f467028.D

Analysis Method: 8270E | Date Collected: 10/26/2022 07:55

Extract. Method: 3546 | Date Extracted: 10/28/2022 09:17

Sample wt/vol: 15.04(g) | Date Analyzed: 10/30/2022 04:54

Con. Extract Vol.: 1(mL) | Dilution Factor: 1

Injection Volume: 1(uL) | GC Column: Rtxi-5Sil MS ID: 0.25(mm)

% Moisture: 11.1 % Solids: 88.9 | GPC Cleanup:(Y/N) N

Cleanup Factor: | Level: (low/med) Low

Analysis Batch No.: 874954 | Units: mg/Kg

CAS NO.	COMPOUND NAME	RESULT	Q	RL	MDL
86-30-6	N-Nitrosodiphenylamine	0.37	U	0.37	0.031
87-86-5	Pentachlorophenol	0.30	U	0.30	0.076
85-01-8	Phenanthrene	0.11	J	0.37	0.0065
108-95-2	Phenol	0.37	~~U~~ UJ	0.37	0.014
129-00-0	Pyrene	0.31	J	0.37	0.0092

CAS NO.	SURROGATE	%REC	Q	LIMITS
118-79-6	2,4,6-Tribromophenol (Surr)	70		10-123
321-60-8	2-Fluorobiphenyl	78		22-122
367-12-4	2-Fluorophenol (Surr)	65		18-123
4165-60-0	Nitrobenzene-d5 (Surr)	68		16-125
4165-62-2	Phenol-d5 (Surr)	65		23-120
1718-51-0	Terphenyl-d14 (Surr)	84		25-126

Lori Bs
11/6/2022

FORM I
GC/MS SEMI VOA ORGANICS ANALYSIS DATA SHEET

Lab Name: Eurofins Edison | Job No.: 460-268165-1

SDG No.:

Client Sample ID: IRM-EX-024_7.5_20221027 | Lab Sample ID: 460-268322-1

Matrix: Solid | Lab File ID: L355311.d

Analysis Method: 8270E | Date Collected: 10/27/2022 10:30

Extract. Method: 3546 | Date Extracted: 10/29/2022 21:58

Sample wt/vol: 15.00(g) | Date Analyzed: 10/31/2022 00:50

Con. Extract Vol.: 1(mL) | Dilution Factor: 1

Injection Volume: 1(uL) | GC Column: Rtxi-5Sil MS ID: 0.25(mm)

% Moisture: 4.5 % Solids: 95.5 | GPC Cleanup:(Y/N) N

Cleanup Factor: | Level: (low/med) Low

Analysis Batch No.: 875069 | Units: mg/Kg

CAS NO.	COMPOUND NAME	RESULT	Q	RL	MDL
92-52-4	1,1'-Biphenyl	0.35	U	0.35	0.012
95-94-3	1,2,4,5-Tetrachlorobenzene	0.35	U	0.35	0.011
123-91-1	1,4-Dioxane	0.035	U	0.035	0.030
108-60-1	2,2'-oxybis[1-chloropropane]	0.35	U	0.35	0.0063
58-90-2	2,3,4,6-Tetrachlorophenol	0.35	U	0.35	0.023
95-95-4	2,4,5-Trichlorophenol	0.35	U	0.35	0.035
88-06-2	2,4,6-Trichlorophenol	0.14	U	0.14	0.044
120-83-2	2,4-Dichlorophenol	0.14	U	0.14	0.022
105-67-9	2,4-Dimethylphenol	0.35	U	0.35	0.041
51-28-5	2,4-Dinitrophenol	0.28	~~U~~ UJ	0.28	0.17
121-14-2	2,4-Dinitrotoluene	0.070	U	0.070	0.037
606-20-2	2,6-Dinitrotoluene	0.070	U	0.070	0.025
91-58-7	2-Chloronaphthalene	0.35	U	0.35	0.016
95-57-8	2-Chlorophenol	0.35	U	0.35	0.012
91-57-6	2-Methylnaphthalene	0.024	J	0.35	0.0097
95-48-7	2-Methylphenol	0.35	U	0.35	0.013
88-74-4	2-Nitroaniline	0.35	U	0.35	0.026
88-75-5	2-Nitrophenol	0.35	U	0.35	0.035
15831-10-4	3 & 4 Methylphenol	0.35	U	0.35	0.022
91-94-1	3,3'-Dichlorobenzidine	0.14	~~U~~ UJ	0.14	0.052
99-09-2	3-Nitroaniline	0.35	U	0.35	0.082
534-52-1	4,6-Dinitro-2-methylphenol	0.28	U	0.28	0.14
101-55-3	4-Bromophenyl phenyl ether	0.35	U	0.35	0.014
59-50-7	4-Chloro-3-methylphenol	0.35	U	0.35	0.019
106-47-8	4-Chloroaniline	0.35	U	0.35	0.061
7005-72-3	4-Chlorophenyl phenyl ether	0.35	U	0.35	0.012
106-44-5	4-Methylphenol	0.35	U	0.35	0.022
100-01-6	4-Nitroaniline	0.35	U	0.35	0.040
100-02-7	4-Nitrophenol	0.70	U	0.70	0.056
83-32-9	Acenaphthene	0.025	J	0.35	0.0099
208-96-8	Acenaphthylene	0.14	J	0.35	0.0099
98-86-2	Acetophenone	0.35	U	0.35	0.017

FORM I
GC/MS SEMI VOA ORGANICS ANALYSIS DATA SHEET

Lab Name: Eurofins Edison | Job No.: 460-268165-1

SDG No.:

Client Sample ID: IRM-EX-024_7.5_20221027 | Lab Sample ID: 460-268322-1

Matrix: Solid | Lab File ID: L355311.d

Analysis Method: 8270E | Date Collected: 10/27/2022 10:30

Extract. Method: 3546 | Date Extracted: 10/29/2022 21:58

Sample wt/vol: 15.00(g) | Date Analyzed: 10/31/2022 00:50

Con. Extract Vol.: 1(mL) | Dilution Factor: 1

Injection Volume: 1(uL) | GC Column: Rtxi-5Sil MS ID: 0.25(mm)

% Moisture: 4.5 % Solids: 95.5 | GPC Cleanup:(Y/N) N

Cleanup Factor: | Level: (low/med) Low

Analysis Batch No.: 875069 | Units: mg/Kg

CAS NO.	COMPOUND NAME	RESULT	Q	RL	MDL
120-12-7	Anthracene	0.27	J	0.35	0.011
1912-24-9	Atrazine	0.14	U	0.14	0.020
100-52-7	Benzaldehyde	0.35	~~U~~ UJ	0.35	0.057
56-55-3	Benzo[a]anthracene	1.2		0.035	0.012
50-32-8	Benzo[a]pyrene	1.0		0.035	0.0092
205-99-2	Benzo[b]fluoranthene	1.2		0.035	0.0090
191-24-2	Benzo[g,h,i]perylene	0.51		0.35	0.010
207-08-9	Benzo[k]fluoranthene	0.49		0.035	0.0068
111-91-1	Bis(2-chloroethoxy)methane	0.35	U	0.35	0.027
111-44-4	Bis(2-chloroethyl)ether	0.035	U	0.035	0.012
117-81-7	Bis(2-ethylhexyl) phthalate	0.35	U	0.35	0.018
85-68-7	Butyl benzyl phthalate	0.023	J	0.35	0.016
105-60-2	Caprolactam	0.35	~~U~~ * U	0.35	0.054
86-74-8	Carbazole	0.026	J	0.35	0.013
218-01-9	Chrysene	1.2		0.35	0.0059
53-70-3	Dibenz(a,h)anthracene	0.16		0.035	0.015
132-64-9	Dibenzofuran	0.012	J	0.35	0.012
84-66-2	Diethyl phthalate	0.35	U	0.35	0.011
131-11-3	Dimethyl phthalate	0.35	U	0.35	0.079
84-74-2	Di-n-butyl phthalate	0.35	U	0.35	0.013
117-84-0	Di-n-octyl phthalate	0.35	~~U~~ UJ	0.35	0.018
206-44-0	Fluoranthene	1.5		0.35	0.012
86-73-7	Fluorene	0.050	J	0.35	0.010
118-74-1	Hexachlorobenzene	0.035	U	0.035	0.016
87-68-3	Hexachlorobutadiene	0.070	U	0.070	0.0074
77-47-4	Hexachlorocyclopentadiene	0.35	U	0.35	0.030
67-72-1	Hexachloroethane	0.035	U	0.035	0.012
193-39-5	Indeno[1,2,3-cd]pyrene	0.64	J	0.035	0.014
78-59-1	Isophorone	0.14	U	0.14	0.10
91-20-3	Naphthalene	0.043	J	0.35	0.0060
98-95-3	Nitrobenzene	0.035	U	0.035	0.019
621-64-7	N-Nitrosodi-n-propylamine	0.035	U	0.035	0.025

SAU BG 11/6/2025 11/07/2022

FORM I
GC/MS SEMI VOA ORGANICS ANALYSIS DATA SHEET

Lab Name: Eurofins Edison | Job No.: 460-268165-1

SDG No.:

Client Sample ID: IRM-EX-024_7.5_20221027 | Lab Sample ID: 460-268322-1

Matrix: Solid | Lab File ID: L355311.d

Analysis Method: 8270E | Date Collected: 10/27/2022 10:30

Extract. Method: 3546 | Date Extracted: 10/29/2022 21:58

Sample wt/vol: 15.00(g) | Date Analyzed: 10/31/2022 00:50

Con. Extract Vol.: 1(mL) | Dilution Factor: 1

Injection Volume: 1(uL) | GC Column: Rtxi-5Sil MS ID: 0.25(mm)

% Moisture: 4.5 % Solids: 95.5 | GPC Cleanup:(Y/N) N

Cleanup Factor: | Level: (low/med) Low

Analysis Batch No.: 875069 | Units: mg/Kg

CAS NO.	COMPOUND NAME	RESULT	Q	RL	MDL
86-30-6	N-Nitrosodiphenylamine	0.35	U	0.35	0.028
87-86-5	Pentachlorophenol	0.28	U	0.28	0.071
85-01-8	Phenanthrene	0.67		0.35	0.0061
108-95-2	Phenol	0.35	U	0.35	0.013
129-00-0	Pyrene	2.1		0.35	0.0086

CAS NO.	SURROGATE	%REC	Q	LIMITS
118-79-6	2,4,6-Tribromophenol (Surr)	71		10-123
321-60-8	2-Fluorobiphenyl	69		22-122
367-12-4	2-Fluorophenol (Surr)	66		18-123
4165-60-0	Nitrobenzene-d5 (Surr)	63		16-125
4165-62-2	Phenol-d5 (Surr)	68		23-120
1718-51-0	Terphenyl-d14 (Surr)	68		25-126

11/6/2025

FORM I
GC/MS SEMI VOA ORGANICS ANALYSIS DATA SHEET

Lab Name: Eurofins Edison | Job No.: 460-268165-1

SDG No.:

Client Sample ID: IRM-EX-025_7.5_20221027 | Lab Sample ID: 460-268322-2

Matrix: Solid | Lab File ID: L355296.d

Analysis Method: 8270E | Date Collected: 10/27/2022 10:40

Extract. Method: 3546 | Date Extracted: 10/29/2022 21:58

Sample wt/vol: 15.00(g) | Date Analyzed: 10/30/2022 19:17

Con. Extract Vol.: 1(mL) | Dilution Factor: 1

Injection Volume: 1(uL) | GC Column: Rtxi-5Sil MS ID: 0.25(mm)

% Moisture: 5.9 % Solids: 94.1 | GPC Cleanup:(Y/N) N

Cleanup Factor: | Level: (low/med) Low

Analysis Batch No.: 875069 | Units: mg/Kg

CAS NO.	COMPOUND NAME	RESULT	Q	RL	MDL
92-52-4	1,1'-Biphenyl	0.35	U	0.35	0.012
95-94-3	1,2,4,5-Tetrachlorobenzene	0.35	U	0.35	0.011
123-91-1	1,4-Dioxane	0.035	U	0.035	0.031
108-60-1	2,2'-oxybis[1-chloropropane]	0.35	U	0.35	0.0064
58-90-2	2,3,4,6-Tetrachlorophenol	0.35	U	0.35	0.024
95-95-4	2,4,5-Trichlorophenol	0.35	U	0.35	0.036
88-06-2	2,4,6-Trichlorophenol	0.14	U	0.14	0.045
120-83-2	2,4-Dichlorophenol	0.14	U	0.14	0.023
105-67-9	2,4-Dimethylphenol	0.35	U	0.35	0.042
51-28-5	2,4-Dinitrophenol	0.28	~~U~~ UJ	0.28	0.17
121-14-2	2,4-Dinitrotoluene	0.071	U	0.071	0.038
606-20-2	2,6-Dinitrotoluene	0.071	U	0.071	0.025
91-58-7	2-Chloronaphthalene	0.35	U	0.35	0.016
95-57-8	2-Chlorophenol	0.35	U	0.35	0.013
91-57-6	2-Methylnaphthalene	0.010	~~J~~ J+	0.35	0.0098
95-48-7	2-Methylphenol	0.35	U	0.35	0.013
88-74-4	2-Nitroaniline	0.35	U	0.35	0.027
88-75-5	2-Nitrophenol	0.35	U	0.35	0.035
15831-10-4	3 & 4 Methylphenol	0.35	U	0.35	0.022
91-94-1	3,3'-Dichlorobenzidine	0.14	~~U~~ UJ	0.14	0.053
99-09-2	3-Nitroaniline	0.35	U	0.35	0.083
534-52-1	4,6-Dinitro-2-methylphenol	0.28	U	0.28	0.14
101-55-3	4-Bromophenyl phenyl ether	0.35	U	0.35	0.014
59-50-7	4-Chloro-3-methylphenol	0.35	U	0.35	0.020
106-47-8	4-Chloroaniline	0.35	U	0.35	0.062
7005-72-3	4-Chlorophenyl phenyl ether	0.35	U	0.35	0.012
106-44-5	4-Methylphenol	0.35	U	0.35	0.022
100-01-6	4-Nitroaniline	0.35	U	0.35	0.040
100-02-7	4-Nitrophenol	0.71	U	0.71	0.057
83-32-9	Acenaphthene	0.35	U	0.35	0.010
208-96-8	Acenaphthylene	0.057	~~J~~ J+	0.35	0.010
98-86-2	Acetophenone	0.35	U	0.35	0.017

FORM I
GC/MS SEMI VOA ORGANICS ANALYSIS DATA SHEET

Lab Name: Eurofins Edison | Job No.: 460-268165-1

SDG No.:

Client Sample ID: IRM-EX-025_7.5_20221027 | Lab Sample ID: 460-268322-2

Matrix: Solid | Lab File ID: L355296.d

Analysis Method: 8270E | Date Collected: 10/27/2022 10:40

Extract. Method: 3546 | Date Extracted: 10/29/2022 21:58

Sample wt/vol: 15.00(g) | Date Analyzed: 10/30/2022 19:17

Con. Extract Vol.: 1(mL) | Dilution Factor: 1

Injection Volume: 1(uL) | GC Column: Rtxi-5Sil MS ID: 0.25(mm)

% Moisture: 5.9 % Solids: 94.1 | GPC Cleanup:(Y/N) N

Cleanup Factor: | Level: (low/med) Low

Analysis Batch No.: 875069 | Units: mg/Kg

CAS NO.	COMPOUND NAME	RESULT	Q	RL	MDL
120-12-7	Anthracene	0.092	~~J~~ J+	0.35	0.011
1912-24-9	Atrazine	0.14	U	0.14	0.021
100-52-7	Benzaldehyde	0.35	~~J~~ U J	0.35	0.058
56-55-3	Benzo[a]anthracene	0.44	J+	0.035	0.012
50-32-8	Benzo[a]pyrene	0.46	J+	0.035	0.0094
205-99-2	Benzo[b]fluoranthene	0.62	J+	0.035	0.0091
191-24-2	Benzo[g,h,i]perylene	0.30	~~J~~ J+	0.35	0.010
207-08-9	Benzo[k]fluoranthene	0.23	J+	0.035	0.0069
111-91-1	Bis(2-chloroethoxy)methane	0.35	U	0.35	0.027
111-44-4	Bis(2-chloroethyl)ether	0.035	U	0.035	0.012
117-81-7	Bis(2-ethylhexyl) phthalate	0.35	U	0.35	0.019
85-68-7	Butyl benzyl phthalate	0.045	~~J~~ J+	0.35	0.016
105-60-2	Caprolactam	0.35	~~J~~* U	0.35	0.055
86-74-8	Carbazole	0.021	~~J~~ J+	0.35	0.013
218-01-9	Chrysene	0.39	J+	0.35	0.0059
53-70-3	Dibenz(a,h)anthracene	0.10	J+	0.035	0.015
132-64-9	Dibenzofuran	0.35	U	0.35	0.012
84-66-2	Diethyl phthalate	0.35	U	0.35	0.011
131-11-3	Dimethyl phthalate	0.35	U	0.35	0.080
84-74-2	Di-n-butyl phthalate	0.35	U	0.35	0.013
117-84-0	Di-n-octyl phthalate	0.35	~~J~~ U J	0.35	0.019
206-44-0	Fluoranthene	0.67	J+	0.35	0.012
86-73-7	Fluorene	0.025	~~J~~ J+	0.35	0.010
118-74-1	Hexachlorobenzene	0.035	U	0.035	0.017
87-68-3	Hexachlorobutadiene	0.071	U	0.071	0.0075
77-47-4	Hexachlorocyclopentadiene	0.35	U	0.35	0.031
67-72-1	Hexachloroethane	0.035	U	0.035	0.012
193-39-5	Indeno[1,2,3-cd]pyrene	0.40	J+	0.035	0.014
78-59-1	Isophorone	0.14	U	0.14	0.10
91-20-3	Naphthalene	0.023	~~J~~ J+	0.35	0.0061
98-95-3	Nitrobenzene	0.035	U	0.035	0.019
621-64-7	N-Nitrosodi-n-propylamine	0.035	U	0.035	0.026

11/16/2025 11/07/2022

FORM I
GC/MS SEMI VOA ORGANICS ANALYSIS DATA SHEET

Lab Name: Eurofins Edison Job No.: 460-268165-1

SDG No.:

Client Sample ID: IRM-EX-025_7.5_20221027 Lab Sample ID: 460-268322-2

Matrix: Solid Lab File ID: L355296.d

Analysis Method: 8270E Date Collected: 10/27/2022 10:40

Extract. Method: 3546 Date Extracted: 10/29/2022 21:58

Sample wt/vol: 15.00(g) Date Analyzed: 10/30/2022 19:17

Con. Extract Vol.: 1(mL) Dilution Factor: 1

Injection Volume: 1(uL) GC Column: Rtxi-5Sil MS ID: 0.25(mm)

% Moisture: 5.9 % Solids: 94.1 GPC Cleanup:(Y/N) N

Cleanup Factor: Level: (low/med) Low

Analysis Batch No.: 875069 Units: mg/Kg

CAS NO.	COMPOUND NAME	RESULT	Q	RL	MDL
86-30-6	N-Nitrosodiphenylamine	0.35	U	0.35	0.029
87-86-5	Pentachlorophenol	0.28	U	0.28	0.072
85-01-8	Phenanthrene	0.33	J J+	0.35	0.0062
108-95-2	Phenol	0.35	U	0.35	0.013
129-00-0	Pyrene	0.69	J J+	0.35	0.0087

CAS NO.	SURROGATE	%REC	Q	LIMITS
118-79-6	2,4,6-Tribromophenol (Surr)	59		10-123
321-60-8	2-Fluorobiphenyl	58		22-122
367-12-4	2-Fluorophenol (Surr)	52		18-123
4165-60-0	Nitrobenzene-d5 (Surr)	51		16-125
4165-62-2	Phenol-d5 (Surr)	53		23-120
1718-51-0	Terphenyl-d14 (Surr)	62		25-126

FORM I 8270E

11/6/2025

FORM I
GC/MS SEMI VOA ORGANICS ANALYSIS DATA SHEET

Lab Name: Eurofins Edison | Job No.: 460-268165-1

SDG No.:

Client Sample ID: IRM-EX-X02_20221027 | Lab Sample ID: 460-268322-3

Matrix: Solid IRM-EX-025_7.5-20221027 | Lab File ID: L355309.d

Analysis Method: 8270E | Date Collected: 10/27/2022 10:50

Extract. Method: 3546 | Date Extracted: 10/29/2022 21:58

Sample wt/vol: 15.00(g) | Date Analyzed: 10/31/2022 00:06

Con. Extract Vol.: 1(mL) | Dilution Factor: 1

Injection Volume: 1(uL) | GC Column: Rtxi-5Sil MS ID: 0.25(mm)

% Moisture: 3.0 % Solids: 97.0 | GPC Cleanup:(Y/N) N

Cleanup Factor: | Level: (low/med) Low

Analysis Batch No.: 875069 | Units: mg/Kg

CAS NO.	COMPOUND NAME	RESULT	Q	RL	MDL
92-52-4	1,1'-Biphenyl	0.044	~~J~~ J+	0.34	0.012
95-94-3	1,2,4,5-Tetrachlorobenzene	0.34	U	0.34	0.011
123-91-1	1,4-Dioxane	0.034	U	0.034	0.030
108-60-1	2,2'-oxybis[1-chloropropane]	0.34	U	0.34	0.0062
58-90-2	2,3,4,6-Tetrachlorophenol	0.34	U	0.34	0.023
95-95-4	2,4,5-Trichlorophenol	0.34	U	0.34	0.035
88-06-2	2,4,6-Trichlorophenol	0.14	U	0.14	0.044
120-83-2	2,4-Dichlorophenol	0.14	U	0.14	0.022
105-67-9	2,4-Dimethylphenol	0.34	U	0.34	0.041
51-28-5	2,4-Dinitrophenol	0.27	~~J~~ UJ	0.27	0.17
121-14-2	2,4-Dinitrotoluene	0.069	U	0.069	0.037
606-20-2	2,6-Dinitrotoluene	0.069	U	0.069	0.025
91-58-7	2-Chloronaphthalene	0.34	U	0.34	0.016
95-57-8	2-Chlorophenol	0.34	U	0.34	0.012
91-57-6	2-Methylnaphthalene	0.40	J+	0.34	0.0095
95-48-7	2-Methylphenol	0.34	U	0.34	0.013
88-74-4	2-Nitroaniline	0.34	U	0.34	0.026
88-75-5	2-Nitrophenol	0.34	U	0.34	0.034
15831-10-4	3 & 4 Methylphenol	0.34	U	0.34	0.021
91-94-1	3,3'-Dichlorobenzidine	0.14	~~J~~ UJ	0.14	0.052
99-09-2	3-Nitroaniline	0.34	U	0.34	0.081
534-52-1	4,6-Dinitro-2-methylphenol	0.27	U	0.27	0.14
101-55-3	4-Bromophenyl phenyl ether	0.34	U	0.34	0.014
59-50-7	4-Chloro-3-methylphenol	0.34	U	0.34	0.019
106-47-8	4-Chloroaniline	0.34	U	0.34	0.061
7005-72-3	4-Chlorophenyl phenyl ether	0.34	U	0.34	0.012
106-44-5	4-Methylphenol	0.34	U	0.34	0.021
100-01-6	4-Nitroaniline	0.34	U	0.34	0.039
100-02-7	4-Nitrophenol	0.69	U	0.69	0.056
83-32-9	Acenaphthene	0.058	~~J~~ J+	0.34	0.0097
208-96-8	Acenaphthylene	0.064	~~J~~ J+	0.34	0.0098
98-86-2	Acetophenone	0.34	U	0.34	0.017

FORM I 8270E

11/6/2022

FORM I
GC/MS SEMI VOA ORGANICS ANALYSIS DATA SHEET

Lab Name: Eurofins Edison | Job No.: 460-268165-1

SDG No.:

Client Sample ID: IRM-EX-X02_20221027 | Lab Sample ID: 460-268322-3

Matrix: Solid IRM-EX-025_7.5_20221027 | Lab File ID: L355309.d

Analysis Method: 8270E | Date Collected: 10/27/2022 10:50

Extract. Method: 3546 | Date Extracted: 10/29/2022 21:58

Sample wt/vol: 15.00(g) | Date Analyzed: 10/31/2022 00:06

Con. Extract Vol.: 1(mL) | Dilution Factor: 1

Injection Volume: 1(uL) | GC Column: Rtxi-5Sil MS ID: 0.25(mm)

% Moisture: 3.0 % Solids: 97.0 | GPC Cleanup:(Y/N) N

Cleanup Factor: | Level: (low/med) Low

Analysis Batch No.: 875069 | Units: mg/Kg

CAS NO.	COMPOUND NAME	RESULT	Q	RL	MDL
120-12-7	Anthracene	0.16	~~J~~ J+	0.34	0.010
1912-24-9	Atrazine	0.14	U	0.14	0.020
100-52-7	Benzaldehyde	0.34	~~U~~ U J	0.34	0.056
56-55-3	Benzo[a]anthracene	0.92	J+	0.034	0.012
50-32-8	Benzo[a]pyrene	0.96	J+	0.034	0.0091
205-99-2	Benzo[b]fluoranthene	1.2	J+	0.034	0.0088
191-24-2	Benzo[g,h,i]perylene	0.53	J+	0.34	0.010
207-08-9	Benzo[k]fluoranthene	0.43	J+	0.034	0.0067
111-91-1	Bis(2-chloroethoxy)methane	0.34	U	0.34	0.027
111-44-4	Bis(2-chloroethyl)ether	0.034	U	0.034	0.012
117-81-7	Bis(2-ethylhexyl) phthalate	0.34	U	0.34	0.018
85-68-7	Butyl benzyl phthalate	0.027	~~J~~ J+	0.34	0.016
105-60-2	Caprolactam	0.34	~~U~~ U	0.34	0.053
86-74-8	Carbazole	0.048	~~J~~ J+	0.34	0.013
218-01-9	Chrysene	0.90	J+	0.34	0.0058
53-70-3	Dibenz(a,h)anthracene	0.15	J+	0.034	0.015
132-64-9	Dibenzofuran	0.091	~~J~~ J+	0.34	0.011
84-66-2	Diethyl phthalate	0.34	U	0.34	0.011
131-11-3	Dimethyl phthalate	0.34	U	0.34	0.077
84-74-2	Di-n-butyl phthalate	0.34	U	0.34	0.013
117-84-0	Di-n-octyl phthalate	0.34	~~U~~ U J	0.34	0.018
206-44-0	Fluoranthene	1.5	J+	0.34	0.012
86-73-7	Fluorene	0.047	~~J~~ J+	0.34	0.010
118-74-1	Hexachlorobenzene	0.034	U	0.034	0.016
87-68-3	Hexachlorobutadiene	0.069	U	0.069	0.0073
77-47-4	Hexachlorocyclopentadiene	0.34	U	0.34	0.030
67-72-1	Hexachloroethane	0.034	U	0.034	0.012
193-39-5	Indeno[1,2,3-cd]pyrene	0.70	J+	0.034	0.013
78-59-1	Isophorone	0.14	U	0.14	0.099
91-20-3	Naphthalene	0.70	J+	0.34	0.0059
98-95-3	Nitrobenzene	0.034	U	0.034	0.019
621-64-7	N-Nitrosodi-n-propylamine	0.034	U	0.034	0.025

1/16/2025 11/07/2022

FORM I
GC/MS SEMI VOA ORGANICS ANALYSIS DATA SHEET

Lab Name: Eurofins Edison | Job No.: 460-268165-1

SDG No.:

Client Sample ID: IRM-EX-X02_20221027 | Lab Sample ID: 460-268322-3

Matrix: Solid IRM-EX-025_7.5_20221027 | Lab File ID: L355309.d

Analysis Method: 8270E | Date Collected: 10/27/2022 10:50

Extract. Method: 3546 | Date Extracted: 10/29/2022 21:58

Sample wt/vol: 15.00(g) | Date Analyzed: 10/31/2022 00:06

Con. Extract Vol.: 1(mL) | Dilution Factor: 1

Injection Volume: 1(uL) | GC Column: Rtxi-5Sil MS ID: 0.25(mm)

% Moisture: 3.0 % Solids: 97.0 | GPC Cleanup:(Y/N) N

Cleanup Factor: | Level: (low/med) Low

Analysis Batch No.: 875069 | Units: mg/Kg

CAS NO.	COMPOUND NAME	RESULT	Q	RL	MDL
86-30-6	N-Nitrosodiphenylamine	0.34	U	0.34	0.028
87-86-5	Pentachlorophenol	0.27	U	0.27	0.070
85-01-8	Phenanthrene	0.75	J+	0.34	0.0060
108-95-2	Phenol	0.34	U	0.34	0.013
129-00-0	Pyrene	1.6	J+	0.34	0.0085

CAS NO.	SURROGATE	%REC	Q	LIMITS
118-79-6	2,4,6-Tribromophenol (Surr)	66		10-123
321-60-8	2-Fluorobiphenyl	64		22-122
367-12-4	2-Fluorophenol (Surr)	62		18-123
4165-60-0	Nitrobenzene-d5 (Surr)	56		16-125
4165-62-2	Phenol-d5 (Surr)	63		23-120
1718-51-0	Terphenyl-d14 (Surr)	62		25-126

11/16/2022

FORM I
GC/MS SEMI VOA ORGANICS ANALYSIS DATA SHEET

Lab Name: Eurofins Edison | Job No.: 460-268165-1

SDG No.:

Client Sample ID: IRM-EX-029_7.5_20221027 | Lab Sample ID: 460-268322-4

Matrix: Solid | Lab File ID: L355308.d

Analysis Method: 8270E | Date Collected: 10/27/2022 11:55

Extract. Method: 3546 | Date Extracted: 10/29/2022 21:58

Sample wt/vol: 15.00(g) | Date Analyzed: 10/30/2022 23:44

Con. Extract Vol.: 1(mL) | Dilution Factor: 1

Injection Volume: 1(uL) | GC Column: Rtxi-5Sil MS ID: 0.25(mm)

% Moisture: 4.2 % Solids: 95.8 | GPC Cleanup:(Y/N) N

Cleanup Factor: | Level: (low/med) Low

Analysis Batch No.: 875069 | Units: mg/Kg

CAS NO.	COMPOUND NAME	RESULT	Q	RL	MDL
92-52-4	1,1'-Biphenyl	0.34	U	0.34	0.012
95-94-3	1,2,4,5-Tetrachlorobenzene	0.34	U	0.34	0.011
123-91-1	1,4-Dioxane	0.034	U	0.034	0.030
108-60-1	2,2'-oxybis[1-chloropropane]	0.34	U	0.34	0.0062
58-90-2	2,3,4,6-Tetrachlorophenol	0.34	U	0.34	0.023
95-95-4	2,4,5-Trichlorophenol	0.34	U	0.34	0.035
88-06-2	2,4,6-Trichlorophenol	0.14	U	0.14	0.044
120-83-2	2,4-Dichlorophenol	0.14	U	0.14	0.022
105-67-9	2,4-Dimethylphenol	0.34	U	0.34	0.041
51-28-5	2,4-Dinitrophenol	0.28	~~U~~ UJ	0.28	0.17
121-14-2	2,4-Dinitrotoluene	0.070	U	0.070	0.037
606-20-2	2,6-Dinitrotoluene	0.070	U	0.070	0.025
91-58-7	2-Chloronaphthalene	0.34	U	0.34	0.016
95-57-8	2-Chlorophenol	0.34	U	0.34	0.012
91-57-6	2-Methylnaphthalene	0.34	U	0.34	0.0097
95-48-7	2-Methylphenol	0.34	U	0.34	0.013
88-74-4	2-Nitroaniline	0.34	U	0.34	0.026
88-75-5	2-Nitrophenol	0.34	U	0.34	0.035
15831-10-4	3 & 4 Methylphenol	0.34	U	0.34	0.022
91-94-1	3,3'-Dichlorobenzidine	0.14	~~U~~ UJ	0.14	0.052
99-09-2	3-Nitroaniline	0.34	U	0.34	0.082
534-52-1	4,6-Dinitro-2-methylphenol	0.28	U	0.28	0.14
101-55-3	4-Bromophenyl phenyl ether	0.34	U	0.34	0.014
59-50-7	4-Chloro-3-methylphenol	0.34	U	0.34	0.019
106-47-8	4-Chloroaniline	0.34	U	0.34	0.061
7005-72-3	4-Chlorophenyl phenyl ether	0.34	U	0.34	0.012
106-44-5	4-Methylphenol	0.34	U	0.34	0.022
100-01-6	4-Nitroaniline	0.34	U	0.34	0.040
100-02-7	4-Nitrophenol	0.70	U	0.70	0.056
83-32-9	Acenaphthene	0.34	U	0.34	0.0098
208-96-8	Acenaphthylene	0.34	U	0.34	0.0099
98-86-2	Acetophenone	0.34	U	0.34	0.017

FORM I
GC/MS SEMI VOA ORGANICS ANALYSIS DATA SHEET

Lab Name: Eurofins Edison | Job No.: 460-268165-1

SDG No.:

Client Sample ID: IRM-EX-029_7.5_20221027 | Lab Sample ID: 460-268322-4

Matrix: Solid | Lab File ID: L355308.d

Analysis Method: 8270E | Date Collected: 10/27/2022 11:55

Extract. Method: 3546 | Date Extracted: 10/29/2022 21:58

Sample wt/vol: 15.00(g) | Date Analyzed: 10/30/2022 23:44

Con. Extract Vol.: 1(mL) | Dilution Factor: 1

Injection Volume: 1(uL) | GC Column: Rtxi-5Sil MS ID: 0.25(mm)

% Moisture: 4.2 % Solids: 95.8 | GPC Cleanup:(Y/N) N

Cleanup Factor: | Level: (low/med) Low

Analysis Batch No.: 875069 | Units: mg/Kg

CAS NO.	COMPOUND NAME	RESULT	Q	RL	MDL
120-12-7	Anthracene	0.049	J	0.34	0.011
1912-24-9	Atrazine	0.14	U	0.14	0.020
100-52-7	Benzaldehyde	0.34	~~U~~ UJ	0.34	0.057
56-55-3	Benzo[a]anthracene	0.22		0.034	0.012
50-32-8	Benzo[a]pyrene	0.25		0.034	0.0092
205-99-2	Benzo[b]fluoranthene	0.31		0.034	0.0089
191-24-2	Benzo[g,h,i]perylene	0.16	J	0.34	0.010
207-08-9	Benzo[k]fluoranthene	0.13		0.034	0.0068
111-91-1	Bis(2-chloroethoxy)methane	0.34	U	0.34	0.027
111-44-4	Bis(2-chloroethyl)ether	0.034	U	0.034	0.012
117-81-7	Bis(2-ethylhexyl) phthalate	0.34	U	0.34	0.018
85-68-7	Butyl benzyl phthalate	0.34	U	0.34	0.016
105-60-2	Caprolactam	0.34	~~U~~ * J	0.34	0.054
86-74-8	Carbazole	0.34	U	0.34	0.013
218-01-9	Chrysene	0.20	J	0.34	0.0058
53-70-3	Dibenz(a,h)anthracene	0.062		0.034	0.015
132-64-9	Dibenzofuran	0.34	U	0.34	0.012
84-66-2	Diethyl phthalate	0.34	U	0.34	0.011
131-11-3	Dimethyl phthalate	0.34	U	0.34	0.078
84-74-2	Di-n-butyl phthalate	0.34	U	0.34	0.013
117-84-0	Di-n-octyl phthalate	0.34	~~U~~ UJ	0.34	0.018
206-44-0	Fluoranthene	0.31	J	0.34	0.012
86-73-7	Fluorene	0.34	U	0.34	0.010
118-74-1	Hexachlorobenzene	0.034	U	0.034	0.016
87-68-3	Hexachlorobutadiene	0.070	U	0.070	0.0073
77-47-4	Hexachlorocyclopentadiene	0.34	U	0.34	0.030
67-72-1	Hexachloroethane	0.034	U	0.034	0.012
193-39-5	Indeno[1,2,3-cd]pyrene	0.18	J	0.034	0.013
78-59-1	Isophorone	0.14	U	0.14	0.10
91-20-3	Naphthalene	0.34	U	0.34	0.0060
98-95-3	Nitrobenzene	0.034	U	0.034	0.019
621-64-7	N-Nitrosodi-n-propylamine	0.034	U	0.034	0.025

Joli Bs 11/6/2025 11/07/2022

FORM I
GC/MS SEMI VOA ORGANICS ANALYSIS DATA SHEET

Lab Name: Eurofins Edison | Job No.: 460-268165-1

SDG No.:

Client Sample ID: IRM-EX-029_7.5_20221027 | Lab Sample ID: 460-268322-4

Matrix: Solid | Lab File ID: L355308.d

Analysis Method: 8270E | Date Collected: 10/27/2022 11:55

Extract. Method: 3546 | Date Extracted: 10/29/2022 21:58

Sample wt/vol: 15.00(g) | Date Analyzed: 10/30/2022 23:44

Con. Extract Vol.: 1(mL) | Dilution Factor: 1

Injection Volume: 1(uL) | GC Column: Rtxi-5Sil MS ID: 0.25(mm)

% Moisture: 4.2 % Solids: 95.8 | GPC Cleanup:(Y/N) N

Cleanup Factor: | Level: (low/med) Low

Analysis Batch No.: 875069 | Units: mg/Kg

CAS NO.	COMPOUND NAME	RESULT	Q	RL	MDL
86-30-6	N-Nitrosodiphenylamine	0.34	U	0.34	0.028
87-86-5	Pentachlorophenol	0.28	U	0.28	0.071
85-01-8	Phenanthrene	0.16	J	0.34	0.0061
108-95-2	Phenol	0.34	U	0.34	0.013
129-00-0	Pyrene	0.33	J	0.34	0.0086

CAS NO.	SURROGATE	%REC	Q	LIMITS
118-79-6	2,4,6-Tribromophenol (Surr)	48		10-123
321-60-8	2-Fluorobiphenyl	50		22-122
367-12-4	2-Fluorophenol (Surr)	44		18-123
4165-60-0	Nitrobenzene-d5 (Surr)	44		16-125
4165-62-2	Phenol-d5 (Surr)	47		23-120
1718-51-0	Terphenyl-d14 (Surr)	47		25-126

FORM I
GC/MS SEMI VOA ORGANICS ANALYSIS DATA SHEET

Lab Name: Eurofins Edison | Job No.: 460-268165-1

SDG No.:

Client Sample ID: IRM-FB-S-02_20221027 | Lab Sample ID: 460-268322-5

Matrix: Water | Lab File ID: P1962.D

Analysis Method: 8270E | Date Collected: 10/27/2022 13:20

Extract. Method: 3510C | Date Extracted: 10/29/2022 08:27

Sample wt/vol: 250(mL) | Date Analyzed: 10/29/2022 22:10

Con. Extract Vol.: 2(mL) | Dilution Factor: 1

Injection Volume: 5(uL) | GC Column: Rtxi-5Sil MS ID: 0.25(mm)

% Moisture: % Solids: | GPC Cleanup:(Y/N) N

Cleanup Factor: | Level: (low/med) Low

Analysis Batch No.: 874935 | Units: ug/L

CAS NO.	COMPOUND NAME	RESULT	Q	RL	MDL
92-52-4	1,1'-Biphenyl	10	U	10	1.2
95-94-3	1,2,4,5-Tetrachlorobenzene	10	U	10	1.2
108-60-1	2,2'-oxybis[1-chloropropane]	10	U	10	0.63
58-90-2	2,3,4,6-Tetrachlorophenol	10	U	10	0.75
95-95-4	2,4,5-Trichlorophenol	10	U	10	0.88
88-06-2	2,4,6-Trichlorophenol	10	U	10	0.86
120-83-2	2,4-Dichlorophenol	10	U	10	1.1
105-67-9	2,4-Dimethylphenol	10	U	10	0.62
51-28-5	2,4-Dinitrophenol	40	U	40	2.6
121-14-2	2,4-Dinitrotoluene	10	~~U~~ UJ	10	1.0
606-20-2	2,6-Dinitrotoluene	2.0	U	2.0	0.83
91-58-7	2-Chloronaphthalene	10	U	10	1.2
95-57-8	2-Chlorophenol	10	U	10	0.38
91-57-6	2-Methylnaphthalene	10	U	10	0.53
95-48-7	2-Methylphenol	10	U	10	0.67
88-74-4	2-Nitroaniline	10	U	10	0.47
88-75-5	2-Nitrophenol	10	U	10	0.75
15831-10-4	3 & 4 Methylphenol	10	U	10	0.64
91-94-1	3,3'-Dichlorobenzidine	10	~~U~~ UJ	10	1.4
99-09-2	3-Nitroaniline	10	U	10	1.9
534-52-1	4,6-Dinitro-2-methylphenol	20	U	20	3.0
101-55-3	4-Bromophenyl phenyl ether	10	U	10	0.75
59-50-7	4-Chloro-3-methylphenol	10	U	10	0.58
106-47-8	4-Chloroaniline	10	U	10	1.9
7005-72-3	4-Chlorophenyl phenyl ether	10	U	10	1.3
106-44-5	4-Methylphenol	10	U	10	0.65
100-01-6	4-Nitroaniline	10	U	10	1.2
100-02-7	4-Nitrophenol	20	U	20	4.0
83-32-9	Acenaphthene	10	U	10	1.1
208-96-8	Acenaphthylene	10	U	10	0.82
98-86-2	Acetophenone	10	U	10	2.3
120-12-7	Anthracene	10	U	10	1.3

11/16/2022 11/07/2022

FORM I
GC/MS SEMI VOA ORGANICS ANALYSIS DATA SHEET

Lab Name: Eurofins Edison | Job No.: 460-268165-1

SDG No.:

Client Sample ID: IRM-FB-S-02_20221027 | Lab Sample ID: 460-268322-5

Matrix: Water | Lab File ID: P1962.D

Analysis Method: 8270E | Date Collected: 10/27/2022 13:20

Extract. Method: 3510C | Date Extracted: 10/29/2022 08:27

Sample wt/vol: 250(mL) | Date Analyzed: 10/29/2022 22:10

Con. Extract Vol.: 2(mL) | Dilution Factor: 1

Injection Volume: 5(uL) | GC Column: Rtxi-5Sil MS ID: 0.25(mm)

% Moisture: % Solids: | GPC Cleanup:(Y/N) N

Cleanup Factor: | Level: (low/med) Low

Analysis Batch No.: 874935 | Units: ug/L

CAS NO.	COMPOUND NAME	RESULT	Q	RL	MDL
1912-24-9	Atrazine	2.0	~~U~~ UJ	2.0	1.3
100-52-7	Benzaldehyde	10	~~U~~ UJ	10	2.1
56-55-3	Benzo[a]anthracene	1.0	U	1.0	0.59
50-32-8	Benzo[a]pyrene	1.0	U	1.0	0.41
205-99-2	Benzo[b]fluoranthene	2.0	U	2.0	0.68
191-24-2	Benzo[g,h,i]perylene	10	~~U~~ UJ	10	0.70
207-08-9	Benzo[k]fluoranthene	1.0	U	1.0	0.67
111-91-1	Bis(2-chloroethoxy)methane	10	U	10	0.59
111-44-4	Bis(2-chloroethyl)ether	1.0	U	1.0	0.63
117-81-7	Bis(2-ethylhexyl) phthalate	2.0	U	2.0	0.80
85-68-7	Butyl benzyl phthalate	10	U	10	0.85
105-60-2	Caprolactam	10	U	10	2.2
86-74-8	Carbazole	10	U	10	0.68
218-01-9	Chrysene	2.0	U	2.0	0.91
53-70-3	Dibenz(a,h)anthracene	1.0	~~U~~ UJ	1.0	0.72
132-64-9	Dibenzofuran	10	U	10	1.1
84-66-2	Diethyl phthalate	10	U	10	0.98
131-11-3	Dimethyl phthalate	10	U	10	0.77
84-74-2	Di-n-butyl phthalate	10	U	10	0.84
117-84-0	Di-n-octyl phthalate	10	U	10	0.75
206-44-0	Fluoranthene	10	U	10	0.84
86-73-7	Fluorene	10	U	10	0.91
118-74-1	Hexachlorobenzene	1.0	U	1.0	0.40
87-68-3	Hexachlorobutadiene	1.0	U	1.0	0.78
77-47-4	Hexachlorocyclopentadiene	10	U	10	3.6
67-72-1	Hexachloroethane	2.0	U	2.0	0.80
193-39-5	Indeno[1,2,3-cd]pyrene	2.0	~~U~~ UJ	2.0	0.94
78-59-1	Isophorone	10	U	10	0.80
91-20-3	Naphthalene	2.0	U	2.0	0.54
98-95-3	Nitrobenzene	1.0	U	1.0	0.57
621-64-7	N-Nitrosodi-n-propylamine	1.0	U	1.0	0.43
86-30-6	N-Nitrosodiphenylamine	10	U	10	0.89

FORM I
GC/MS SEMI VOA ORGANICS ANALYSIS DATA SHEET

Lab Name: Eurofins Edison | Job No.: 460-268165-1

SDG No.:

Client Sample ID: IRM-FB-S-02_20221027 | Lab Sample ID: 460-268322-5

Matrix: Water | Lab File ID: P1962.D

Analysis Method: 8270E | Date Collected: 10/27/2022 13:20

Extract. Method: 3510C | Date Extracted: 10/29/2022 08:27

Sample wt/vol: 250(mL) | Date Analyzed: 10/29/2022 22:10

Con. Extract Vol.: 2(mL) | Dilution Factor: 1

Injection Volume: 5(uL) | GC Column: Rtxi-5Sil MS ID: 0.25(mm)

% Moisture: % Solids: | GPC Cleanup:(Y/N) N

Cleanup Factor: | Level: (low/med) Low

Analysis Batch No.: 874935 | Units: ug/L

CAS NO.	COMPOUND NAME	RESULT	Q	RL	MDL
87-86-5	Pentachlorophenol	20	U	20	1.4
85-01-8	Phenanthrene	10	U	10	1.3
108-95-2	Phenol	10	U	10	0.29
129-00-0	Pyrene	10	U	10	1.6

CAS NO.	SURROGATE	%REC	Q	LIMITS
118-79-6	2,4,6-Tribromophenol (Surr)	113		37-150
321-60-8	2-Fluorobiphenyl	86		46-139
367-12-4	2-Fluorophenol (Surr)	44		19-80
4165-60-0	Nitrobenzene-d5 (Surr)	90		52-137
4165-62-2	Phenol-d5 (Surr)	29		10-56
1718-51-0	Terphenyl-d14 (Surr)	67		22-150

FORM I 8270E

11/6/2022

FORM I
GC/MS SEMI VOA ORGANICS ANALYSIS DATA SHEET

Lab Name: Eurofins Edison | Job No.: 460-268165-1

SDG No.:

Client Sample ID: IRM-FB-S-02_20221027 | Lab Sample ID: 460-268322-5

Matrix: Water | Lab File ID: 274068.D

Analysis Method: 8270E SIM ID | Date Collected: 10/27/2022 13:20

Extract. Method: 3510C | Date Extracted: 11/02/2022 22:07

Sample wt/vol: 250(mL) | Date Analyzed: 11/03/2022 09:44

Con. Extract Vol.: 2(mL) | Dilution Factor: 1

Injection Volume: 5(uL) | GC Column: Rtxi-5Sil MS ID: 0.25(mm)

% Moisture: % Solids: | GPC Cleanup:(Y/N) N

Cleanup Factor: | Level: (low/med) Low

Analysis Batch No.: 875739 | Units: ug/L

CAS NO.	COMPOUND NAME	RESULT	Q	RL	MDL
123-91-1	1,4-Dioxane	0.20	U	0.20	0.072

CAS NO.	ISOTOPE DILUTION	%REC	Q	LIMITS
17647-74-4	1,4-Dioxane-d8	41		10-150

1/16/2025

FORM I
GC/MS SEMI VOA ORGANICS ANALYSIS DATA SHEET

Lab Name: Eurofins Edison | Job No.: 460-268165-1

SDG No.:

Client Sample ID: IRM-EX-026_7.5_20221028 | Lab Sample ID: 460-268413-1

Matrix: Solid | Lab File ID: L355348.d

Analysis Method: 8270E | Date Collected: 10/28/2022 08:05

Extract. Method: 3546 | Date Extracted: 10/30/2022 17:15

Sample wt/vol: 15.00(g) | Date Analyzed: 10/31/2022 17:42

Con. Extract Vol.: 1(mL) | Dilution Factor: 1

Injection Volume: 1(uL) | GC Column: Rtxi-5Sil MS ID: 0.25(mm)

% Moisture: 8.1 % Solids: 91.9 | GPC Cleanup:(Y/N) N

Cleanup Factor: | Level: (low/med) Low

Analysis Batch No.: 875163 | Units: mg/Kg

CAS NO.	COMPOUND NAME	RESULT	Q	RL	MDL
92-52-4	1,1'-Biphenyl	0.36	U	0.36	0.013
95-94-3	1,2,4,5-Tetrachlorobenzene	0.36	U	0.36	0.011
123-91-1	1,4-Dioxane	0.036	U	0.036	0.031
108-60-1	2,2'-oxybis[1-chloropropane]	0.36	U	0.36	0.0065
58-90-2	2,3,4,6-Tetrachlorophenol	0.36	U	0.36	0.024
95-95-4	2,4,5-Trichlorophenol	0.36	U	0.36	0.037
88-06-2	2,4,6-Trichlorophenol	0.14	U	0.14	0.046
120-83-2	2,4-Dichlorophenol	0.14	U	0.14	0.023
105-67-9	2,4-Dimethylphenol	0.36	U	0.36	0.043
51-28-5	2,4-Dinitrophenol	0.29	~~U~~ UJ	0.29	0.18
121-14-2	2,4-Dinitrotoluene	0.073	U	0.073	0.039
606-20-2	2,6-Dinitrotoluene	0.073	U	0.073	0.026
91-58-7	2-Chloronaphthalene	0.36	U	0.36	0.017
95-57-8	2-Chlorophenol	0.36	U	0.36	0.013
91-57-6	2-Methylnaphthalene	0.011	J	0.36	0.010
95-48-7	2-Methylphenol	0.36	U	0.36	0.013
88-74-4	2-Nitroaniline	0.36	U	0.36	0.027
88-75-5	2-Nitrophenol	0.36	U	0.36	0.036
15831-10-4	3 & 4 Methylphenol	0.36	U	0.36	0.022
91-94-1	3,3'-Dichlorobenzidine	0.14	~~U~~ UJ	0.14	0.054
99-09-2	3-Nitroaniline	0.36	U	0.36	0.085
534-52-1	4,6-Dinitro-2-methylphenol	0.29	U	0.29	0.15
101-55-3	4-Bromophenyl phenyl ether	0.36	U	0.36	0.014
59-50-7	4-Chloro-3-methylphenol	0.36	U	0.36	0.020
106-47-8	4-Chloroaniline	0.36	U	0.36	0.064
7005-72-3	4-Chlorophenyl phenyl ether	0.36	U	0.36	0.013
106-44-5	4-Methylphenol	0.36	U	0.36	0.022
100-01-6	4-Nitroaniline	0.36	U	0.36	0.041
100-02-7	4-Nitrophenol	0.73	U	0.73	0.059
83-32-9	Acenaphthene	0.36	U	0.36	0.010
208-96-8	Acenaphthylene	0.13	J	0.36	0.010
98-86-2	Acetophenone	0.36	U	0.36	0.018

11/6/2025 11/07/2022

FORM I
GC/MS SEMI VOA ORGANICS ANALYSIS DATA SHEET

Lab Name: Eurofins Edison | Job No.: 460-268165-1

SDG No.:

Client Sample ID: IRM-EX-026_7.5_20221028 | Lab Sample ID: 460-268413-1

Matrix: Solid | Lab File ID: L355348.d

Analysis Method: 8270E | Date Collected: 10/28/2022 08:05

Extract. Method: 3546 | Date Extracted: 10/30/2022 17:15

Sample wt/vol: 15.00(g) | Date Analyzed: 10/31/2022 17:42

Con. Extract Vol.: 1(mL) | Dilution Factor: 1

Injection Volume: 1(uL) | GC Column: Rtxi-5Sil MS ID: 0.25(mm)

% Moisture: 8.1 % Solids: 91.9 | GPC Cleanup:(Y/N) N

Cleanup Factor: | Level: (low/med) Low

Analysis Batch No.: 875163 | Units: mg/Kg

CAS NO.	COMPOUND NAME	RESULT	Q	RL	MDL
120-12-7	Anthracene	0.083	J	0.36	0.011
1912-24-9	Atrazine	0.14	U	0.14	0.021
100-52-7	Benzaldehyde	0.36	~~U~~ UJ	0.36	0.059
56-55-3	Benzo[a]anthracene	0.25		0.036	0.013
50-32-8	Benzo[a]pyrene	0.30		0.036	0.0096
205-99-2	Benzo[b]fluoranthene	0.43		0.036	0.0093
191-24-2	Benzo[g,h,i]perylene	0.21	J	0.36	0.011
207-08-9	Benzo[k]fluoranthene	0.11		0.036	0.0071
111-91-1	Bis(2-chloroethoxy)methane	0.36	U	0.36	0.028
111-44-4	Bis(2-chloroethyl)ether	0.036	U	0.036	0.013
117-81-7	Bis(2-ethylhexyl) phthalate	0.35	J	0.36	0.019
85-68-7	Butyl benzyl phthalate	0.10	J	0.36	0.017
105-60-2	Caprolactam	0.36	U	0.36	0.056
86-74-8	Carbazole	0.032	J	0.36	0.014
218-01-9	Chrysene	0.26	J	0.36	0.0061
53-70-3	Dibenz(a,h)anthracene	0.069		0.036	0.016
132-64-9	Dibenzofuran	0.36	U	0.36	0.012
84-66-2	Diethyl phthalate	0.36	U	0.36	0.012
131-11-3	Dimethyl phthalate	0.36	U	0.36	0.082
84-74-2	Di-n-butyl phthalate	0.36	U	0.36	0.014
117-84-0	Di-n-octyl phthalate	0.36	U	0.36	0.019
206-44-0	Fluoranthene	0.40		0.36	0.013
86-73-7	Fluorene	0.36	U	0.36	0.011
118-74-1	Hexachlorobenzene	0.036	U	0.036	0.017
87-68-3	Hexachlorobutadiene	0.073	U	0.073	0.0077
77-47-4	Hexachlorocyclopentadiene	0.36	U	0.36	0.032
67-72-1	Hexachloroethane	0.036	U	0.036	0.012
193-39-5	Indeno[1,2,3-cd]pyrene	0.24	J	0.036	0.014
78-59-1	Isophorone	0.14	U	0.14	0.10
91-20-3	Naphthalene	0.36	U	0.36	0.0062
98-95-3	Nitrobenzene	0.036	U	0.036	0.020
621-64-7	N-Nitrosodi-n-propylamine	0.036	U	0.036	0.026

FORM I
GC/MS SEMI VOA ORGANICS ANALYSIS DATA SHEET

Lab Name: Eurofins Edison | Job No.: 460-268165-1

SDG No.:

Client Sample ID: IRM-EX-026_7.5_20221028 | Lab Sample ID: 460-268413-1

Matrix: Solid | Lab File ID: L355348.d

Analysis Method: 8270E | Date Collected: 10/28/2022 08:05

Extract. Method: 3546 | Date Extracted: 10/30/2022 17:15

Sample wt/vol: 15.00(g) | Date Analyzed: 10/31/2022 17:42

Con. Extract Vol.: 1(mL) | Dilution Factor: 1

Injection Volume: 1(uL) | GC Column: Rtxi-5Sil MS ID: 0.25(mm)

% Moisture: 8.1 % Solids: 91.9 | GPC Cleanup:(Y/N) N

Cleanup Factor: | Level: (low/med) Low

Analysis Batch No.: 875163 | Units: mg/Kg

CAS NO.	COMPOUND NAME	RESULT	Q	RL	MDL
86-30-6	N-Nitrosodiphenylamine	0.36	U	0.36	0.030
87-86-5	Pentachlorophenol	0.29	U	0.29	0.074
85-01-8	Phenanthrene	0.19	J	0.36	0.0063
108-95-2	Phenol	0.36	U	0.36	0.013
129-00-0	Pyrene	0.38		0.36	0.0089

CAS NO.	SURROGATE	%REC	Q	LIMITS
118-79-6	2,4,6-Tribromophenol (Surr)	89		10-123
321-60-8	2-Fluorobiphenyl	87		22-122
367-12-4	2-Fluorophenol (Surr)	72		18-123
4165-60-0	Nitrobenzene-d5 (Surr)	72		16-125
4165-62-2	Phenol-d5 (Surr)	74		23-120
1718-51-0	Terphenyl-d14 (Surr)	84		25-126

11/16/2025

FORM I
GC/MS SEMI VOA ORGANICS ANALYSIS DATA SHEET

Lab Name: Eurofins Edison | Job No.: 460-268165-1

SDG No.:

Client Sample ID: IRM-EX-028_7.5_20221028 | Lab Sample ID: 460-268413-2

Matrix: Solid | Lab File ID: L355349.d

Analysis Method: 8270E | Date Collected: 10/28/2022 08:40

Extract. Method: 3546 | Date Extracted: 10/30/2022 17:15

Sample wt/vol: 15.00(g) | Date Analyzed: 10/31/2022 18:04

Con. Extract Vol.: 1(mL) | Dilution Factor: 1

Injection Volume: 1(uL) | GC Column: Rtxi-5Sil MS ID: 0.25(mm)

% Moisture: 10.2 % Solids: 89.8 | GPC Cleanup:(Y/N) N

Cleanup Factor: | Level: (low/med) Low

Analysis Batch No.: 875163 | Units: mg/Kg

CAS NO.	COMPOUND NAME	RESULT	Q	RL	MDL
92-52-4	1,1'-Biphenyl	0.37	U	0.37	0.013
95-94-3	1,2,4,5-Tetrachlorobenzene	0.37	U	0.37	0.011
123-91-1	1,4-Dioxane	0.037	U	0.037	0.032
108-60-1	2,2'-oxybis[1-chloropropane]	0.37	U	0.37	0.0067
58-90-2	2,3,4,6-Tetrachlorophenol	0.37	U	0.37	0.025
95-95-4	2,4,5-Trichlorophenol	0.37	U	0.37	0.038
88-06-2	2,4,6-Trichlorophenol	0.15	U	0.15	0.047
120-83-2	2,4-Dichlorophenol	0.15	U	0.15	0.024
105-67-9	2,4-Dimethylphenol	0.37	U	0.37	0.044
51-28-5	2,4-Dinitrophenol	0.30	~~U~~ UJ	0.30	0.18
121-14-2	2,4-Dinitrotoluene	0.075	U	0.075	0.040
606-20-2	2,6-Dinitrotoluene	0.075	U	0.075	0.027
91-58-7	2-Chloronaphthalene	0.37	U	0.37	0.017
95-57-8	2-Chlorophenol	0.37	U	0.37	0.013
91-57-6	2-Methylnaphthalene	0.011	J	0.37	0.010
95-48-7	2-Methylphenol	0.37	U	0.37	0.014
88-74-4	2-Nitroaniline	0.37	U	0.37	0.028
88-75-5	2-Nitrophenol	0.37	U	0.37	0.037
15831-10-4	3 & 4 Methylphenol	0.37	U	0.37	0.023
91-94-1	3,3'-Dichlorobenzidine	0.15	~~U~~ UJ	0.15	0.056
99-09-2	3-Nitroaniline	0.37	U	0.37	0.087
534-52-1	4,6-Dinitro-2-methylphenol	0.30	U	0.30	0.15
101-55-3	4-Bromophenyl phenyl ether	0.37	U	0.37	0.015
59-50-7	4-Chloro-3-methylphenol	0.37	U	0.37	0.021
106-47-8	4-Chloroaniline	0.37	U	0.37	0.065
7005-72-3	4-Chlorophenyl phenyl ether	0.37	U	0.37	0.013
106-44-5	4-Methylphenol	0.37	U	0.37	0.023
100-01-6	4-Nitroaniline	0.37	U	0.37	0.042
100-02-7	4-Nitrophenol	0.75	U	0.75	0.060
83-32-9	Acenaphthene	0.018	J	0.37	0.010
208-96-8	Acenaphthylene	0.088	J	0.37	0.011
98-86-2	Acetophenone	0.37	U	0.37	0.018

FORM I
GC/MS SEMI VOA ORGANICS ANALYSIS DATA SHEET

Lab Name: Eurofins Edison | Job No.: 460-268165-1

SDG No.:

Client Sample ID: IRM-EX-028_7.5_20221028 | Lab Sample ID: 460-268413-2

Matrix: Solid | Lab File ID: L355349.d

Analysis Method: 8270E | Date Collected: 10/28/2022 08:40

Extract. Method: 3546 | Date Extracted: 10/30/2022 17:15

Sample wt/vol: 15.00(g) | Date Analyzed: 10/31/2022 18:04

Con. Extract Vol.: 1(mL) | Dilution Factor: 1

Injection Volume: 1(uL) | GC Column: Rtxi-5Sil MS ID: 0.25(mm)

% Moisture: 10.2 % Solids: 89.8 | GPC Cleanup:(Y/N) N

Cleanup Factor: | Level: (low/med) Low

Analysis Batch No.: 875163 | Units: mg/Kg

CAS NO.	COMPOUND NAME	RESULT	Q	RL	MDL
120-12-7	Anthracene	0.098	J	0.37	0.011
1912-24-9	Atrazine	0.15	U	0.15	0.022
100-52-7	Benzaldehyde	0.37	~~U~~ UJ	0.37	0.061
56-55-3	Benzo[a]anthracene	0.46		0.037	0.013
50-32-8	Benzo[a]pyrene	0.50		0.037	0.0098
205-99-2	Benzo[b]fluoranthene	0.70		0.037	0.0095
191-24-2	Benzo[g,h,i]perylene	0.26	J	0.37	0.011
207-08-9	Benzo[k]fluoranthene	0.17		0.037	0.0072
111-91-1	Bis(2-chloroethoxy)methane	0.37	U	0.37	0.029
111-44-4	Bis(2-chloroethyl)ether	0.037	U	0.037	0.013
117-81-7	Bis(2-ethylhexyl) phthalate	0.37	U	0.37	0.019
85-68-7	Butyl benzyl phthalate	0.038	J	0.37	0.017
105-60-2	Caprolactam	0.37	U	0.37	0.057
86-74-8	Carbazole	0.021	J	0.37	0.014
218-01-9	Chrysene	0.44		0.37	0.0062
53-70-3	Dibenz(a,h)anthracene	0.089		0.037	0.016
132-64-9	Dibenzofuran	0.37	U	0.37	0.012
84-66-2	Diethyl phthalate	0.37	U	0.37	0.012
131-11-3	Dimethyl phthalate	0.37	U	0.37	0.084
84-74-2	Di-n-butyl phthalate	0.37	U	0.37	0.014
117-84-0	Di-n-octyl phthalate	0.37	~~U~~ UJ	0.37	0.020
206-44-0	Fluoranthene	0.74		0.37	0.013
86-73-7	Fluorene	0.37	U	0.37	0.011
118-74-1	Hexachlorobenzene	0.037	U	0.037	0.017
87-68-3	Hexachlorobutadiene	0.075	U	0.075	0.0078
77-47-4	Hexachlorocyclopentadiene	0.37	U	0.37	0.032
67-72-1	Hexachloroethane	0.037	U	0.037	0.013
193-39-5	Indeno[1,2,3-cd]pyrene	0.33	J	0.037	0.014
78-59-1	Isophorone	0.15	U	0.15	0.11
91-20-3	Naphthalene	0.026	J	0.37	0.0064
98-95-3	Nitrobenzene	0.037	U	0.037	0.020
621-64-7	N-Nitrosodi-n-propylamine	0.037	U	0.037	0.027

11/6/2022 11/07/2022

FORM I
GC/MS SEMI VOA ORGANICS ANALYSIS DATA SHEET

Lab Name: Eurofins Edison | Job No.: 460-268165-1

SDG No.:

Client Sample ID: IRM-EX-028_7.5_20221028 | Lab Sample ID: 460-268413-2

Matrix: Solid | Lab File ID: L355349.d

Analysis Method: 8270E | Date Collected: 10/28/2022 08:40

Extract. Method: 3546 | Date Extracted: 10/30/2022 17:15

Sample wt/vol: 15.00(g) | Date Analyzed: 10/31/2022 18:04

Con. Extract Vol.: 1(mL) | Dilution Factor: 1

Injection Volume: 1(uL) | GC Column: Rtxi-5Sil MS ID: 0.25(mm)

% Moisture: 10.2 % Solids: 89.8 | GPC Cleanup:(Y/N) N

Cleanup Factor: | Level: (low/med) Low

Analysis Batch No.: 875163 | Units: mg/Kg

CAS NO.	COMPOUND NAME	RESULT	Q	RL	MDL
86-30-6	N-Nitrosodiphenylamine	0.37	U	0.37	0.030
87-86-5	Pentachlorophenol	0.30	U	0.30	0.075
85-01-8	Phenanthrene	0.26	J	0.37	0.0065
108-95-2	Phenol	0.37	U	0.37	0.014
129-00-0	Pyrene	0.76		0.37	0.0092

CAS NO.	SURROGATE	%REC	Q	LIMITS
118-79-6	2,4,6-Tribromophenol (Surr)	63		10-123
321-60-8	2-Fluorobiphenyl	61		22-122
367-12-4	2-Fluorophenol (Surr)	51		18-123
4165-60-0	Nitrobenzene-d5 (Surr)	52		16-125
4165-62-2	Phenol-d5 (Surr)	53		23-120
1718-51-0	Terphenyl-d14 (Surr)	60		25-126

11/6/2022

FORM I
GC/MS SEMI VOA ORGANICS ANALYSIS DATA SHEET

Lab Name: Eurofins Edison | Job No.: 460-268165-1

SDG No.:

Client Sample ID: IRM-EX-027_7.5_20221028 | Lab Sample ID: 460-268413-3

Matrix: Solid | Lab File ID: L355350.d

Analysis Method: 8270E | Date Collected: 10/28/2022 08:50

Extract. Method: 3546 | Date Extracted: 10/30/2022 17:15

Sample wt/vol: 15.00(g) | Date Analyzed: 10/31/2022 18:26

Con. Extract Vol.: 1(mL) | Dilution Factor: 1

Injection Volume: 1(uL) | GC Column: Rtxi-5Sil MS ID: 0.25(mm)

% Moisture: 9.6 % Solids: 90.4 | GPC Cleanup:(Y/N) N

Cleanup Factor: | Level: (low/med) Low

Analysis Batch No.: 875163 | Units: mg/Kg

CAS NO.	COMPOUND NAME	RESULT	Q	RL	MDL
92-52-4	1,1'-Biphenyl	0.37	U	0.37	0.013
95-94-3	1,2,4,5-Tetrachlorobenzene	0.37	U	0.37	0.011
123-91-1	1,4-Dioxane	0.037	U	0.037	0.032
108-60-1	2,2'-oxybis[1-chloropropane]	0.37	U	0.37	0.0066
58-90-2	2,3,4,6-Tetrachlorophenol	0.37	U	0.37	0.025
95-95-4	2,4,5-Trichlorophenol	0.37	U	0.37	0.037
88-06-2	2,4,6-Trichlorophenol	0.15	U	0.15	0.047
120-83-2	2,4-Dichlorophenol	0.15	U	0.15	0.023
105-67-9	2,4-Dimethylphenol	0.37	U	0.37	0.044
51-28-5	2,4-Dinitrophenol	0.29	~~U~~ UJ	0.29	0.18
121-14-2	2,4-Dinitrotoluene	0.074	U	0.074	0.039
606-20-2	2,6-Dinitrotoluene	0.074	U	0.074	0.026
91-58-7	2-Chloronaphthalene	0.37	U	0.37	0.017
95-57-8	2-Chlorophenol	0.37	U	0.37	0.013
91-57-6	2-Methylnaphthalene	0.013	J	0.37	0.010
95-48-7	2-Methylphenol	0.37	U	0.37	0.014
88-74-4	2-Nitroaniline	0.37	U	0.37	0.028
88-75-5	2-Nitrophenol	0.37	U	0.37	0.037
15831-10-4	3 & 4 Methylphenol	0.37	U	0.37	0.023
91-94-1	3,3'-Dichlorobenzidine	0.15	~~U~~ UJ	0.15	0.055
99-09-2	3-Nitroaniline	0.37	U	0.37	0.087
534-52-1	4,6-Dinitro-2-methylphenol	0.29	U	0.29	0.15
101-55-3	4-Bromophenyl phenyl ether	0.37	U	0.37	0.015
59-50-7	4-Chloro-3-methylphenol	0.37	U	0.37	0.021
106-47-8	4-Chloroaniline	0.37	U	0.37	0.065
7005-72-3	4-Chlorophenyl phenyl ether	0.37	U	0.37	0.013
106-44-5	4-Methylphenol	0.37	U	0.37	0.023
100-01-6	4-Nitroaniline	0.37	U	0.37	0.042
100-02-7	4-Nitrophenol	0.74	U	0.74	0.060
83-32-9	Acenaphthene	0.027	J	0.37	0.010
208-96-8	Acenaphthylene	0.081	J	0.37	0.010
98-86-2	Acetophenone	0.37	U	0.37	0.018

FORM I
GC/MS SEMI VOA ORGANICS ANALYSIS DATA SHEET

Lab Name: Eurofins Edison | Job No.: 460-268165-1

SDG No.:

Client Sample ID: IRM-EX-027_7.5_20221028 | Lab Sample ID: 460-268413-3

Matrix: Solid | Lab File ID: L355350.d

Analysis Method: 8270E | Date Collected: 10/28/2022 08:50

Extract. Method: 3546 | Date Extracted: 10/30/2022 17:15

Sample wt/vol: 15.00(g) | Date Analyzed: 10/31/2022 18:26

Con. Extract Vol.: 1(mL) | Dilution Factor: 1

Injection Volume: 1(uL) | GC Column: Rtxi-5Sil MS ID: 0.25(mm)

% Moisture: 9.6 % Solids: 90.4 | GPC Cleanup:(Y/N) N

Cleanup Factor: | Level: (low/med) Low

Analysis Batch No.: 875163 | Units: mg/Kg

CAS NO.	COMPOUND NAME	RESULT	Q	RL	MDL
120-12-7	Anthracene	0.17	J	0.37	0.011
1912-24-9	Atrazine	0.15	U	0.15	0.022
100-52-7	Benzaldehyde	0.37	~~U~~ UJ	0.37	0.060
56-55-3	Benzo[a]anthracene	0.84		0.037	0.013
50-32-8	Benzo[a]pyrene	0.85		0.037	0.0097
205-99-2	Benzo[b]fluoranthene	1.2		0.037	0.0095
191-24-2	Benzo[g,h,i]perylene	0.39		0.37	0.011
207-08-9	Benzo[k]fluoranthene	0.30		0.037	0.0072
111-91-1	Bis(2-chloroethoxy)methane	0.37	U	0.37	0.029
111-44-4	Bis(2-chloroethyl)ether	0.037	U	0.037	0.013
117-81-7	Bis(2-ethylhexyl) phthalate	0.17	J	0.37	0.019
85-68-7	Butyl benzyl phthalate	0.13	J	0.37	0.017
105-60-2	Caprolactam	0.37	U	0.37	0.057
86-74-8	Carbazole	0.025	J	0.37	0.014
218-01-9	Chrysene	0.71		0.37	0.0062
53-70-3	Dibenz(a,h)anthracene	0.12		0.037	0.016
132-64-9	Dibenzofuran	0.014	J	0.37	0.012
84-66-2	Diethyl phthalate	0.37	U	0.37	0.012
131-11-3	Dimethyl phthalate	0.37	U	0.37	0.083
84-74-2	Di-n-butyl phthalate	0.37	U	0.37	0.014
117-84-0	Di-n-octyl phthalate	0.37	~~U~~ UJ	0.37	0.019
206-44-0	Fluoranthene	1.5		0.37	0.013
86-73-7	Fluorene	0.37	U	0.37	0.011
118-74-1	Hexachlorobenzene	0.037	U	0.037	0.017
87-68-3	Hexachlorobutadiene	0.074	U	0.074	0.0078
77-47-4	Hexachlorocyclopentadiene	0.37	U	0.37	0.032
67-72-1	Hexachloroethane	0.037	U	0.037	0.013
193-39-5	Indeno[1,2,3-cd]pyrene	0.52	J	0.037	0.014
78-59-1	Isophorone	0.15	U	0.15	0.11
91-20-3	Naphthalene	0.37	U	0.37	0.0063
98-95-3	Nitrobenzene	0.037	U	0.037	0.020
621-64-7	N-Nitrosodi-n-propylamine	0.037	U	0.037	0.027

1/16/2023 11/07/2022

FORM I
GC/MS SEMI VOA ORGANICS ANALYSIS DATA SHEET

Lab Name: Eurofins Edison | Job No.: 460-268165-1

SDG No.:

Client Sample ID: IRM-EX-027_7.5_20221028 | Lab Sample ID: 460-268413-3

Matrix: Solid | Lab File ID: L355350.d

Analysis Method: 8270E | Date Collected: 10/28/2022 08:50

Extract. Method: 3546 | Date Extracted: 10/30/2022 17:15

Sample wt/vol: 15.00(g) | Date Analyzed: 10/31/2022 18:26

Con. Extract Vol.: 1(mL) | Dilution Factor: 1

Injection Volume: 1(uL) | GC Column: Rtxi-5Sil MS ID: 0.25(mm)

% Moisture: 9.6 % Solids: 90.4 | GPC Cleanup:(Y/N) N

Cleanup Factor: | Level: (low/med) Low

Analysis Batch No.: 875163 | Units: mg/Kg

CAS NO.	COMPOUND NAME	RESULT	Q	RL	MDL
86-30-6	N-Nitrosodiphenylamine	0.37	U	0.37	0.030
87-86-5	Pentachlorophenol	0.29	U	0.29	0.075
85-01-8	Phenanthrene	0.59		0.37	0.0064
108-95-2	Phenol	0.37	U	0.37	0.013
129-00-0	Pyrene	1.4		0.37	0.0091

CAS NO.	SURROGATE	%REC	Q	LIMITS
118-79-6	2,4,6-Tribromophenol (Surr)	84		10-123
321-60-8	2-Fluorobiphenyl	79		22-122
367-12-4	2-Fluorophenol (Surr)	64		18-123
4165-60-0	Nitrobenzene-d5 (Surr)	66		16-125
4165-62-2	Phenol-d5 (Surr)	69		23-120
1718-51-0	Terphenyl-d14 (Surr)	79		25-126

FORM I 8270E

11/6/2025

FORM I
GC/MS SEMI VOA ORGANICS ANALYSIS DATA SHEET

Lab Name: Eurofins Edison | Job No.: 460-268165-1

SDG No.:

Client Sample ID: IRM-EX-018_4_20221028 | Lab Sample ID: 460-268413-4

Matrix: Solid | Lab File ID: L355330.d

Analysis Method: 8270E | Date Collected: 10/28/2022 08:20

Extract. Method: 3546 | Date Extracted: 10/30/2022 17:15

Sample wt/vol: 15.00(g) | Date Analyzed: 10/31/2022 11:02

Con. Extract Vol.: 1(mL) | Dilution Factor: 1

Injection Volume: 1(uL) | GC Column: Rtxi-5Sil MS ID: 0.25(mm)

% Moisture: 9.5 % Solids: 90.5 | GPC Cleanup:(Y/N) N

Cleanup Factor: | Level: (low/med) Low

Analysis Batch No.: 875163 | Units: mg/Kg

CAS NO.	COMPOUND NAME	RESULT	Q	RL	MDL
92-52-4	1,1'-Biphenyl	0.36	U	0.36	0.013
95-94-3	1,2,4,5-Tetrachlorobenzene	0.36	U	0.36	0.011
123-91-1	1,4-Dioxane	0.036	U	0.036	0.032
108-60-1	2,2'-oxybis[1-chloropropane]	0.36	U	0.36	0.0066
58-90-2	2,3,4,6-Tetrachlorophenol	0.36	U	0.36	0.025
95-95-4	2,4,5-Trichlorophenol	0.36	U	0.36	0.037
88-06-2	2,4,6-Trichlorophenol	0.15	U	0.15	0.047
120-83-2	2,4-Dichlorophenol	0.15	U	0.15	0.023
105-67-9	2,4-Dimethylphenol	0.36	U	0.36	0.044
51-28-5	2,4-Dinitrophenol	0.29	~~U~~ UJ	0.29	0.18
121-14-2	2,4-Dinitrotoluene	0.074	U	0.074	0.039
606-20-2	2,6-Dinitrotoluene	0.074	U	0.074	0.026
91-58-7	2-Chloronaphthalene	0.36	U	0.36	0.017
95-57-8	2-Chlorophenol	0.36	U	0.36	0.013
91-57-6	2-Methylnaphthalene	0.36	U	0.36	0.010
95-48-7	2-Methylphenol	0.36	U	0.36	0.014
88-74-4	2-Nitroaniline	0.36	U	0.36	0.028
88-75-5	2-Nitrophenol	0.36	U	0.36	0.037
15831-10-4	3 & 4 Methylphenol	0.36	U	0.36	0.023
91-94-1	3,3'-Dichlorobenzidine	0.15	~~U~~ UJ	0.15	0.055
99-09-2	3-Nitroaniline	0.36	U	0.36	0.087
534-52-1	4,6-Dinitro-2-methylphenol	0.29	U	0.29	0.15
101-55-3	4-Bromophenyl phenyl ether	0.36	U	0.36	0.014
59-50-7	4-Chloro-3-methylphenol	0.36	U	0.36	0.020
106-47-8	4-Chloroaniline	0.36	U	0.36	0.065
7005-72-3	4-Chlorophenyl phenyl ether	0.36	U	0.36	0.013
106-44-5	4-Methylphenol	0.36	U	0.36	0.023
100-01-6	4-Nitroaniline	0.36	U	0.36	0.042
100-02-7	4-Nitrophenol	0.74	U	0.74	0.060
83-32-9	Acenaphthene	0.36	U	0.36	0.010
208-96-8	Acenaphthylene	0.36	U	0.36	0.010
98-86-2	Acetophenone	0.36	U	0.36	0.018

LM BS 11/6/2025 11/07/2022

FORM I
GC/MS SEMI VOA ORGANICS ANALYSIS DATA SHEET

Lab Name: Eurofins Edison | Job No.: 460-268165-1

SDG No.:

Client Sample ID: IRM-EX-018_4_20221028 | Lab Sample ID: 460-268413-4

Matrix: Solid | Lab File ID: L355330.d

Analysis Method: 8270E | Date Collected: 10/28/2022 08:20

Extract. Method: 3546 | Date Extracted: 10/30/2022 17:15

Sample wt/vol: 15.00(g) | Date Analyzed: 10/31/2022 11:02

Con. Extract Vol.: 1(mL) | Dilution Factor: 1

Injection Volume: 1(uL) | GC Column: Rtxi-5Sil MS ID: 0.25(mm)

% Moisture: 9.5 % Solids: 90.5 | GPC Cleanup:(Y/N) N

Cleanup Factor: | Level: (low/med) Low

Analysis Batch No.: 875163 | Units: mg/Kg

CAS NO.	COMPOUND NAME	RESULT	Q	RL	MDL
120-12-7	Anthracene	0.36	U	0.36	0.011
1912-24-9	Atrazine	0.15	U	0.15	0.022
100-52-7	Benzaldehyde	0.36	~~U~~ UJ	0.36	0.060
56-55-3	Benzo[a]anthracene	0.057		0.036	0.013
50-32-8	Benzo[a]pyrene	0.054		0.036	0.0097
205-99-2	Benzo[b]fluoranthene	0.068		0.036	0.0095
191-24-2	Benzo[g,h,i]perylene	0.032	J	0.36	0.011
207-08-9	Benzo[k]fluoranthene	0.032	J	0.036	0.0072
111-91-1	Bis(2-chloroethoxy)methane	0.36	U	0.36	0.028
111-44-4	Bis(2-chloroethyl)ether	0.036	U	0.036	0.013
117-81-7	Bis(2-ethylhexyl) phthalate	0.36	U	0.36	0.019
85-68-7	Butyl benzyl phthalate	0.36	U	0.36	0.017
105-60-2	Caprolactam	0.36	U	0.36	0.057
86-74-8	Carbazole	0.36	U	0.36	0.014
218-01-9	Chrysene	0.046	J	0.36	0.0062
53-70-3	Dibenz(a,h)anthracene	0.036	U	0.036	0.016
132-64-9	Dibenzofuran	0.36	U	0.36	0.012
84-66-2	Diethyl phthalate	0.36	U	0.36	0.012
131-11-3	Dimethyl phthalate	0.36	U	0.36	0.083
84-74-2	Di-n-butyl phthalate	0.36	U	0.36	0.014
117-84-0	Di-n-octyl phthalate	0.36	~~U~~ UJ	0.36	0.019
206-44-0	Fluoranthene	0.079	J	0.36	0.013
86-73-7	Fluorene	0.36	U	0.36	0.011
118-74-1	Hexachlorobenzene	0.036	U	0.036	0.017
87-68-3	Hexachlorobutadiene	0.074	U	0.074	0.0078
77-47-4	Hexachlorocyclopentadiene	0.36	U	0.36	0.032
67-72-1	Hexachloroethane	0.036	U	0.036	0.013
193-39-5	Indeno[1,2,3-cd]pyrene	0.041	J	0.036	0.014
78-59-1	Isophorone	0.15	U	0.15	0.11
91-20-3	Naphthalene	0.36	U	0.36	0.0063
98-95-3	Nitrobenzene	0.036	U	0.036	0.020
621-64-7	N-Nitrosodi-n-propylamine	0.036	U	0.036	0.027

11/6/2022 11/07/2022

FORM I
GC/MS SEMI VOA ORGANICS ANALYSIS DATA SHEET

Lab Name: Eurofins Edison | Job No.: 460-268165-1

SDG No.:

Client Sample ID: IRM-EX-018_4_20221028 | Lab Sample ID: 460-268413-4

Matrix: Solid | Lab File ID: L355330.d

Analysis Method: 8270E | Date Collected: 10/28/2022 08:20

Extract. Method: 3546 | Date Extracted: 10/30/2022 17:15

Sample wt/vol: 15.00(g) | Date Analyzed: 10/31/2022 11:02

Con. Extract Vol.: 1(mL) | Dilution Factor: 1

Injection Volume: 1(uL) | GC Column: Rtxi-5Sil MS ID: 0.25(mm)

% Moisture: 9.5 % Solids: 90.5 | GPC Cleanup:(Y/N) N

Cleanup Factor: | Level: (low/med) Low

Analysis Batch No.: 875163 | Units: mg/Kg

CAS NO.	COMPOUND NAME	RESULT	Q	RL	MDL
86-30-6	N-Nitrosodiphenylamine	0.36	U	0.36	0.030
87-86-5	Pentachlorophenol	0.29	U	0.29	0.075
85-01-8	Phenanthrene	0.033	J	0.36	0.0064
108-95-2	Phenol	0.36	U	0.36	0.013
129-00-0	Pyrene	0.093	J	0.36	0.0091

CAS NO.	SURROGATE	%REC	Q	LIMITS
118-79-6	2,4,6-Tribromophenol (Surr)	84		10-123
321-60-8	2-Fluorobiphenyl	81		22-122
367-12-4	2-Fluorophenol (Surr)	68		18-123
4165-60-0	Nitrobenzene-d5 (Surr)	70		16-125
4165-62-2	Phenol-d5 (Surr)	73		23-120
1718-51-0	Terphenyl-d14 (Surr)	91		25-126

LW BS 11/16/2022

Appendix C
Data Summary Form I's
With Qualifications
PESTICIDES

FORM I
PESTICIDES ORGANICS ANALYSIS DATA SHEET

Lab Name: Eurofins Edison | Job No.: 460-268165-1

SDG No.:

Client Sample ID: IRM-EX-003_3_20221025 | Lab Sample ID: 460-268165-3

Matrix: Solid | Lab File ID: 5F0964718.D

Analysis Method: 8081B | Date Collected: 10/25/2022 08:40

Extraction Method: 3546 | Date Extracted: 10/26/2022 18:41

Sample wt/vol: 15.04(g) | Date Analyzed: 10/27/2022 08:31

Con. Extract Vol.: 10(mL) | Dilution Factor: 1

Injection Volume: 1(uL) | GC Column: Rtx-CLP ID: 0.53(mm)

% Moisture: 13.4 % Solids: 86.6 | GPC Cleanup:(Y/N) N

Cleanup Factor:

Analysis Batch No.: 874370 | Units: mg/Kg

CAS NO.	COMPOUND NAME	RESULT	Q	RL	MDL
72-54-8	4,4'-DDD	0.0077	U	0.0077	0.0013
72-55-9	4,4'-DDE	0.0077	U	0.0077	0.00091
50-29-3	4,4'-DDT	0.0077	U	0.0077	0.0014
309-00-2	Aldrin	0.0077	U	0.0077	0.0012
319-84-6	alpha-BHC	0.0023	U	0.0023	0.00078
319-85-7	beta-BHC	0.0023	U	0.0023	0.00086
12789-03-6	Chlordane (technical)	0.077	U	0.077	0.019
5103-71-9	cis-Chlordane	0.0077	U	0.0077	0.0012
319-86-8	delta-BHC	0.0023	U	0.0023	0.00047
60-57-1	Dieldrin	0.0023	U	0.0023	0.0010
959-98-8	Endosulfan I	0.0077	U	0.0077	0.0012
33213-65-9	Endosulfan II	0.0077	U	0.0077	0.0020
1031-07-8	Endosulfan sulfate	0.0077	U	0.0077	0.00097
72-20-8	Endrin	0.0077	U	0.0077	0.0011
7421-93-4	Endrin aldehyde	0.0077	U	0.0077	0.0018
53494-70-5	Endrin ketone	0.0077	U	0.0077	0.0015
58-89-9	gamma-BHC (Lindane)	0.0023	U	0.0023	0.00071
76-44-8	Heptachlor	0.0077	U	0.0077	0.00091
1024-57-3	Heptachlor epoxide	0.0077	U	0.0077	0.0012
72-43-5	Methoxychlor	0.0077	U	0.0077	0.0018
8001-35-2	Toxaphene	0.077	U	0.077	0.028

CAS NO.	SURROGATE	%REC	Q	LIMITS
2051-24-3	DCB Decachlorobiphenyl	113		43-150
877-09-8	Tetrachloro-m-xylene	95		26-137

11/7/2022

FORM I
PESTICIDES ORGANICS ANALYSIS DATA SHEET

Lab Name: Eurofins Edison | Job No.: 460-268165-1

SDG No.:

Client Sample ID: IRM-EX-004_3_20221025 | Lab Sample ID: 460-268165-4

Matrix: Solid | Lab File ID: 5F0964706.D

Analysis Method: 8081B | Date Collected: 10/25/2022 09:10

Extraction Method: 3546 | Date Extracted: 10/26/2022 18:41

Sample wt/vol: 15.05(g) | Date Analyzed: 10/27/2022 05:36

Con. Extract Vol.: 10(mL) | Dilution Factor: 1

Injection Volume: 1(uL) | GC Column: Rtx-CLP ID: 0.53(mm)

% Moisture: 7.7 % Solids: 92.3 | GPC Cleanup:(Y/N) N

Cleanup Factor:

Analysis Batch No.: 874370 | Units: mg/Kg

CAS NO.	COMPOUND NAME	RESULT	Q	RL	MDL
72-54-8	4,4'-DDD	0.0072	U	0.0072	0.0012
72-55-9	4,4'-DDE	0.0072	U	0.0072	0.00085
50-29-3	4,4'-DDT	0.0072	U	0.0072	0.0013
319-84-6	alpha-BHC	0.0022	U	0.0022	0.00073
319-85-7	beta-BHC	0.0022	U	0.0022	0.00081
12789-03-6	Chlordane (technical)	0.072	U	0.072	0.017
5103-71-9	cis-Chlordane	0.0072	U	0.0072	0.0011
319-86-8	delta-BHC	0.0022	U	0.0022	0.00044
959-98-8	Endosulfan I	0.0072	U	0.0072	0.0011
33213-65-9	Endosulfan II	0.0072	U	0.0072	0.0019
1031-07-8	Endosulfan sulfate	0.0072	U	0.0072	0.00091
72-20-8	Endrin	0.0072	U	0.0072	0.0010
7421-93-4	Endrin aldehyde	0.0072	U	0.0072	0.0017
53494-70-5	Endrin ketone	0.0072	U	0.0072	0.0014
58-89-9	gamma-BHC (Lindane)	0.0022	U	0.0022	0.00067
76-44-8	Heptachlor	0.0072	U	0.0072	0.00085
1024-57-3	Heptachlor epoxide	0.0072	U	0.0072	0.0011
72-43-5	Methoxychlor	0.0072	U	0.0072	0.0017
8001-35-2	Toxaphene	0.072	U	0.072	0.026

CAS NO.	SURROGATE	%REC	Q	LIMITS
2051-24-3	DCB Decachlorobiphenyl	114		43-150
877-09-8	Tetrachloro-m-xylene	94		26-137

11/7/2025

FORM I
PESTICIDES ORGANICS ANALYSIS DATA SHEET

Lab Name: Eurofins Edison | Job No.: 460-268165-1

SDG No.:

Client Sample ID: IRM-EX-004_3_20221025 | Lab Sample ID: 460-268165-4

Matrix: Solid | Lab File ID: 5F0964706.D

Analysis Method: 8081B | Date Collected: 10/25/2022 09:10

Extraction Method: 3546 | Date Extracted: 10/26/2022 18:41

Sample wt/vol: 15.05(g) | Date Analyzed: 10/27/2022 05:36

Con. Extract Vol.: 10(mL) | Dilution Factor: 1

Injection Volume: 1(uL) | GC Column: CLP-2 ID: 0.53(mm)

% Moisture: 7.7 % Solids: 92.3 | GPC Cleanup:(Y/N) N

Cleanup Factor:

Analysis Batch No.: 874370 | Units: mg/Kg

CAS NO.	COMPOUND NAME	RESULT	Q	RL	MDL
309-00-2	Aldrin	0.011	J	0.0072	0.0011
60-57-1	Dieldrin	0.054	J	0.0022	0.00094

CAS NO.	SURROGATE	%REC	Q	LIMITS
2051-24-3	DCB Decachlorobiphenyl	106		43-150
877-09-8	Tetrachloro-m-xylene	101		26-137

JLiBS 11/7/2022

FORM I
PESTICIDES ORGANICS ANALYSIS DATA SHEET

Lab Name: Eurofins Edison | Job No.: 460-268165-1

SDG No.:

Client Sample ID: IRM-EX-X01_20221025 | Lab Sample ID: 460-268165-5

Matrix: Solid IRM-EX-004_3_20221025 | Lab File ID: 5F0964719.D

Analysis Method: 8081B | Date Collected: 10/25/2022 09:15

Extraction Method: 3546 | Date Extracted: 10/26/2022 18:41

Sample wt/vol: 15.01(g) | Date Analyzed: 10/27/2022 08:46

Con. Extract Vol.: 10(mL) | Dilution Factor: 1

Injection Volume: 1(uL) | GC Column: Rtx-CLP ID: 0.53(mm)

% Moisture: 11.0 % Solids: 89.0 | GPC Cleanup:(Y/N) N

Cleanup Factor:

Analysis Batch No.: 874370 | Units: mg/Kg

CAS NO.	COMPOUND NAME	RESULT	Q	RL	MDL
72-54-8	4,4'-DDD	0.0075	U	0.0075	0.0013
72-55-9	4,4'-DDE	0.0075	U	0.0075	0.00089
50-29-3	4,4'-DDT	0.0075	U	0.0075	0.0014
309-00-2	Aldrin	0.0075	~~U~~ UJ	0.0075	0.0011
319-84-6	alpha-BHC	0.0022	U	0.0022	0.00076
319-85-7	beta-BHC	0.0022	U	0.0022	0.00084
12789-03-6	Chlordane (technical)	0.075	U	0.075	0.018
5103-71-9	cis-Chlordane	0.0075	U	0.0075	0.0012
319-86-8	delta-BHC	0.0022	U	0.0022	0.00046
60-57-1	Dieldrin	0.0022	~~U~~ UJ	0.0022	0.00098
959-98-8	Endosulfan I	0.0075	U	0.0075	0.0011
33213-65-9	Endosulfan II	0.0075	U	0.0075	0.0019
1031-07-8	Endosulfan sulfate	0.0075	U	0.0075	0.00094
72-20-8	Endrin	0.0075	U	0.0075	0.0011
7421-93-4	Endrin aldehyde	0.0075	U	0.0075	0.0018
53494-70-5	Endrin ketone	0.0075	U	0.0075	0.0015
58-89-9	gamma-BHC (Lindane)	0.0022	U	0.0022	0.00070
76-44-8	Heptachlor	0.0075	U	0.0075	0.00089
1024-57-3	Heptachlor epoxide	0.0075	U	0.0075	0.0011
72-43-5	Methoxychlor	0.0075	U	0.0075	0.0017
8001-35-2	Toxaphene	0.075	U	0.075	0.027

CAS NO.	SURROGATE	%REC	Q	LIMITS
2051-24-3	DCB Decachlorobiphenyl	111		43-150
877-09-8	Tetrachloro-m-xylene	90		26-137

PDW BS 11/7/2025

FORM I
PESTICIDES ORGANICS ANALYSIS DATA SHEET

Lab Name: Eurofins Edison | Job No.: 460-268165-1

SDG No.:

Client Sample ID: IRM-EX-007_4_20221025 | Lab Sample ID: 460-268165-7

Matrix: Solid | Lab File ID: 5F0964720.D

Analysis Method: 8081B | Date Collected: 10/25/2022 10:40

Extraction Method: 3546 | Date Extracted: 10/26/2022 18:41

Sample wt/vol: 15.03(g) | Date Analyzed: 10/27/2022 09:00

Con. Extract Vol.: 10(mL) | Dilution Factor: 1

Injection Volume: 1(uL) | GC Column: Rtx-CLP ID: 0.53(mm)

% Moisture: 11.4 % Solids: 88.6 | GPC Cleanup:(Y/N) N

Cleanup Factor:

Analysis Batch No.: 874370 | Units: mg/Kg

CAS NO.	COMPOUND NAME	RESULT	Q	RL	MDL
72-54-8	4,4'-DDD	0.0075	U	0.0075	0.0013
72-55-9	4,4'-DDE	0.0075	U	0.0075	0.00089
50-29-3	4,4'-DDT	0.0075	U	0.0075	0.0014
309-00-2	Aldrin	0.0075	U	0.0075	0.0011
319-84-6	alpha-BHC	0.0023	U	0.0023	0.00077
319-85-7	beta-BHC	0.0023	U	0.0023	0.00085
12789-03-6	Chlordane (technical)	0.075	U	0.075	0.018
5103-71-9	cis-Chlordane	0.0075	U	0.0075	0.0012
319-86-8	delta-BHC	0.0023	U	0.0023	0.00046
60-57-1	Dieldrin	0.0023	U	0.0023	0.00098
959-98-8	Endosulfan I	0.0075	U	0.0075	0.0011
33213-65-9	Endosulfan II	0.0075	U	0.0075	0.0019
1031-07-8	Endosulfan sulfate	0.0075	U	0.0075	0.00095
72-20-8	Endrin	0.0075	U	0.0075	0.0011
7421-93-4	Endrin aldehyde	0.0075	U	0.0075	0.0018
53494-70-5	Endrin ketone	0.0075	U	0.0075	0.0015
58-89-9	gamma-BHC (Lindane)	0.0023	U	0.0023	0.00070
76-44-8	Heptachlor	0.0075	U	0.0075	0.00089
1024-57-3	Heptachlor epoxide	0.0075	U	0.0075	0.0011
72-43-5	Methoxychlor	0.0075	U	0.0075	0.0017
8001-35-2	Toxaphene	0.075	U	0.075	0.027

CAS NO.	SURROGATE	%REC	Q	LIMITS
2051-24-3	DCB Decachlorobiphenyl	123		43-150
877-09-8	Tetrachloro-m-xylene	107		26-137

11/7/2025

FORM I
PESTICIDES ORGANICS ANALYSIS DATA SHEET

Lab Name: Eurofins Edison | Job No.: 460-268165-1

SDG No.:

Client Sample ID: IRM-FB-S-01_20221025 | Lab Sample ID: 460-268165-9

Matrix: Water | Lab File ID: 4F0008086.D

Analysis Method: 8081B | Date Collected: 10/25/2022 11:15

Extraction Method: 3510C | Date Extracted: 10/26/2022 11:42

Sample wt/vol: 250(mL) | Date Analyzed: 10/27/2022 05:04

Con. Extract Vol.: 1(mL) | Dilution Factor: 1

Injection Volume: 1(uL) | GC Column: Rtx-CLP ID: 0.53(mm)

% Moisture: % Solids: | GPC Cleanup:(Y/N) N

Cleanup Factor:

Analysis Batch No.: 874367 | Units: ug/L

CAS NO.	COMPOUND NAME	RESULT	Q	RL	MDL
72-54-8	4,4'-DDD	0.020	U	0.020	0.0060
72-55-9	4,4'-DDE	0.020	U	0.020	0.0020
50-29-3	4,4'-DDT	0.020	U	0.020	0.0040
309-00-2	Aldrin	0.020	U	0.020	0.0030
319-84-6	alpha-BHC	0.020	U	0.020	0.0070
319-85-7	beta-BHC	0.020	U	0.020	0.015
12789-03-6	Chlordane (technical)	0.50	U	0.50	0.055
5103-71-9	cis-Chlordane	0.020	U	0.020	0.0020
319-86-8	delta-BHC	0.020	U	0.020	0.0050
60-57-1	Dieldrin	0.020	U	0.020	0.0030
959-98-8	Endosulfan I	0.020	U	0.020	0.0020
33213-65-9	Endosulfan II	0.020	U	0.020	0.0040
1031-07-8	Endosulfan sulfate	0.020	U	0.020	0.0060
72-20-8	Endrin	0.020	U	0.020	0.0040
7421-93-4	Endrin aldehyde	0.020	U	0.020	0.0080
53494-70-5	Endrin ketone	0.020	U	0.020	0.0080
58-89-9	gamma-BHC (Lindane)	0.020	U	0.020	0.012
76-44-8	Heptachlor	0.020	U	0.020	0.0030
1024-57-3	Heptachlor epoxide	0.020	U	0.020	0.0050
72-43-5	Methoxychlor	0.020	U	0.020	0.0040
8001-35-2	Toxaphene	0.50	U	0.50	0.11

CAS NO.	SURROGATE	%REC	Q	LIMITS
2051-24-3	DCB Decachlorobiphenyl	68		15-121
877-09-8	Tetrachloro-m-xylene	59		17-120

11/7/2025

FORM I
PESTICIDES ORGANICS ANALYSIS DATA SHEET

Lab Name: Eurofins Edison | Job No.: 460-268165-1

SDG No.:

Client Sample ID: IRM-EX-011_4_20221025 | Lab Sample ID: 460-268165-12

Matrix: Solid | Lab File ID: 5F0964721.D

Analysis Method: 8081B | Date Collected: 10/25/2022 12:55

Extraction Method: 3546 | Date Extracted: 10/26/2022 18:41

Sample wt/vol: 15.04(g) | Date Analyzed: 10/27/2022 09:15

Con. Extract Vol.: 10(mL) | Dilution Factor: 1

Injection Volume: 1(uL) | GC Column: Rtx-CLP ID: 0.53(mm)

% Moisture: 7.0 % Solids: 93.0 | GPC Cleanup:(Y/N) N

Cleanup Factor:

Analysis Batch No.: 874370 | Units: mg/Kg

CAS NO.	COMPOUND NAME	RESULT	Q	RL	MDL
72-54-8	4,4'-DDD	0.0072	U	0.0072	0.0012
72-55-9	4,4'-DDE	0.0072	U	0.0072	0.00085
50-29-3	4,4'-DDT	0.0072	U	0.0072	0.0013
309-00-2	Aldrin	0.0072	U	0.0072	0.0011
319-84-6	alpha-BHC	0.0021	U	0.0021	0.00073
319-85-7	beta-BHC	0.0021	U	0.0021	0.00080
12789-03-6	Chlordane (technical)	0.072	U	0.072	0.017
5103-71-9	cis-Chlordane	0.0072	U	0.0072	0.0011
319-86-8	delta-BHC	0.0021	U	0.0021	0.00044
60-57-1	Dieldrin	0.0021	U	0.0021	0.00093
959-98-8	Endosulfan I	0.0072	U	0.0072	0.0011
33213-65-9	Endosulfan II	0.0072	U	0.0072	0.0018
1031-07-8	Endosulfan sulfate	0.0072	U	0.0072	0.00090
72-20-8	Endrin	0.0072	U	0.0072	0.0010
7421-93-4	Endrin aldehyde	0.0072	U	0.0072	0.0017
53494-70-5	Endrin ketone	0.0072	U	0.0072	0.0014
58-89-9	gamma-BHC (Lindane)	0.0021	U	0.0021	0.00067
76-44-8	Heptachlor	0.0072	U	0.0072	0.00085
1024-57-3	Heptachlor epoxide	0.0072	U	0.0072	0.0011
72-43-5	Methoxychlor	0.0072	U	0.0072	0.0016
8001-35-2	Toxaphene	0.072	U	0.072	0.026

CAS NO.	SURROGATE	%REC	Q	LIMITS
2051-24-3	DCB Decachlorobiphenyl	124		43-150
877-09-8	Tetrachloro-m-xylene	107		26-137

11/7/2015

FORM I
PESTICIDES ORGANICS ANALYSIS DATA SHEET

Lab Name: Eurofins Edison | Job No.: 460-268165-1

SDG No.:

Client Sample ID: IRM-EX-012_4_20221025 | Lab Sample ID: 460-268165-13

Matrix: Solid | Lab File ID: 5F0964722.D

Analysis Method: 8081B | Date Collected: 10/25/2022 13:00

Extraction Method: 3546 | Date Extracted: 10/26/2022 18:41

Sample wt/vol: 15.07(g) | Date Analyzed: 10/27/2022 09:30

Con. Extract Vol.: 10(mL) | Dilution Factor: 1

Injection Volume: 1(uL) | GC Column: Rtx-CLP ID: 0.53(mm)

% Moisture: 6.4 % Solids: 93.6 | GPC Cleanup:(Y/N) N

Cleanup Factor:

Analysis Batch No.: 874370 | Units: mg/Kg

CAS NO.	COMPOUND NAME	RESULT	Q	RL	MDL
72-54-8	4,4'-DDD	0.0071	U	0.0071	0.0012
72-55-9	4,4'-DDE	0.0071	U	0.0071	0.00084
50-29-3	4,4'-DDT	0.0071	U	0.0071	0.0013
309-00-2	Aldrin	0.0071	U	0.0071	0.0011
319-84-6	alpha-BHC	0.0021	U	0.0021	0.00072
319-85-7	beta-BHC	0.0021	U	0.0021	0.00080
12789-03-6	Chlordane (technical)	0.071	U	0.071	0.017
5103-71-9	cis-Chlordane	0.0071	U	0.0071	0.0011
319-86-8	delta-BHC	0.0021	U	0.0021	0.00044
60-57-1	Dieldrin	0.0021	U	0.0021	0.00092
959-98-8	Endosulfan I	0.0071	U	0.0071	0.0011
33213-65-9	Endosulfan II	0.0071	U	0.0071	0.0018
1031-07-8	Endosulfan sulfate	0.0071	U	0.0071	0.00089
72-20-8	Endrin	0.0071	U	0.0071	0.0010
7421-93-4	Endrin aldehyde	0.0071	U	0.0071	0.0017
53494-70-5	Endrin ketone	0.0071	U	0.0071	0.0014
58-89-9	gamma-BHC (Lindane)	0.0021	U	0.0021	0.00066
76-44-8	Heptachlor	0.0071	U	0.0071	0.00084
1024-57-3	Heptachlor epoxide	0.0071	U	0.0071	0.0011
72-43-5	Methoxychlor	0.0071	U	0.0071	0.0016
8001-35-2	Toxaphene	0.071	U	0.071	0.026

CAS NO.	SURROGATE	%REC	Q	LIMITS
2051-24-3	DCB Decachlorobiphenyl	108		43-150
877-09-8	Tetrachloro-m-xylene	88		26-137

Lori Boyer 11/7/2022

FORM I
PESTICIDES ORGANICS ANALYSIS DATA SHEET

Lab Name: Eurofins Edison | Job No.: 460-268165-1

SDG No.:

Client Sample ID: IRM-EX-015_4_20221025 | Lab Sample ID: 460-268165-16

Matrix: Solid | Lab File ID: 5F0964723.D

Analysis Method: 8081B | Date Collected: 10/25/2022 13:20

Extraction Method: 3546 | Date Extracted: 10/26/2022 18:41

Sample wt/vol: 15.08(g) | Date Analyzed: 10/27/2022 09:44

Con. Extract Vol.: 10(mL) | Dilution Factor: 1

Injection Volume: 1(uL) | GC Column: Rtx-CLP ID: 0.53(mm)

% Moisture: 6.8 % Solids: 93.2 | GPC Cleanup:(Y/N) N

Cleanup Factor:

Analysis Batch No.: 874370 | Units: mg/Kg

CAS NO.	COMPOUND NAME	RESULT	Q	RL	MDL
72-54-8	4,4'-DDD	0.0071	U	0.0071	0.0012
72-55-9	4,4'-DDE	0.0071	U	0.0071	0.00084
50-29-3	4,4'-DDT	0.0071	U	0.0071	0.0013
309-00-2	Aldrin	0.0071	U	0.0071	0.0011
319-84-6	alpha-BHC	0.0021	U	0.0021	0.00073
319-85-7	beta-BHC	0.0021	U	0.0021	0.00080
12789-03-6	Chlordane (technical)	0.071	U	0.071	0.017
5103-71-9	cis-Chlordane	0.0071	U	0.0071	0.0011
319-86-8	delta-BHC	0.0021	U	0.0021	0.00044
60-57-1	Dieldrin	0.0021	U	0.0021	0.00093
959-98-8	Endosulfan I	0.0071	U	0.0071	0.0011
33213-65-9	Endosulfan II	0.0071	U	0.0071	0.0018
1031-07-8	Endosulfan sulfate	0.0071	U	0.0071	0.00090
72-20-8	Endrin	0.0071	U	0.0071	0.0010
7421-93-4	Endrin aldehyde	0.0071	U	0.0071	0.0017
53494-70-5	Endrin ketone	0.0071	U	0.0071	0.0014
58-89-9	gamma-BHC (Lindane)	0.0021	U	0.0021	0.00066
76-44-8	Heptachlor	0.0071	U	0.0071	0.00084
1024-57-3	Heptachlor epoxide	0.0071	U	0.0071	0.0011
72-43-5	Methoxychlor	0.0071	U	0.0071	0.0016
8001-35-2	Toxaphene	0.071	U	0.071	0.026

CAS NO.	SURROGATE	%REC	Q	LIMITS
2051-24-3	DCB Decachlorobiphenyl	97		43-150
877-09-8	Tetrachloro-m-xylene	78		26-137

11/7/2025

FORM I
PESTICIDES ORGANICS ANALYSIS DATA SHEET

Lab Name: Eurofins Edison | Job No.: 460-268165-1

SDG No.:

Client Sample ID: IRM-EX-016_4_20221025 | Lab Sample ID: 460-268165-17

Matrix: Solid | Lab File ID: 5F0964724.D

Analysis Method: 8081B | Date Collected: 10/25/2022 13:25

Extraction Method: 3546 | Date Extracted: 10/26/2022 18:41

Sample wt/vol: 15.05(g) | Date Analyzed: 10/27/2022 09:59

Con. Extract Vol.: 10(mL) | Dilution Factor: 1

Injection Volume: 1(uL) | GC Column: Rtx-CLP ID: 0.53(mm)

% Moisture: 2.9 % Solids: 97.1 | GPC Cleanup:(Y/N) N

Cleanup Factor:

Analysis Batch No.: 874370 | Units: mg/Kg

CAS NO.	COMPOUND NAME	RESULT	Q	RL	MDL
72-54-8	4,4'-DDD	0.0069	U	0.0069	0.0012
72-55-9	4,4'-DDE	0.0069	U	0.0069	0.00081
50-29-3	4,4'-DDT	0.0069	U	0.0069	0.0013
309-00-2	Aldrin	0.0069	U	0.0069	0.0010
319-84-6	alpha-BHC	0.0021	U	0.0021	0.00070
319-85-7	beta-BHC	0.0021	U	0.0021	0.00077
12789-03-6	Chlordane (technical)	0.069	U	0.069	0.017
5103-71-9	cis-Chlordane	0.0069	U	0.0069	0.0011
319-86-8	delta-BHC	0.0021	U	0.0021	0.00042
60-57-1	Dieldrin	0.0021	U	0.0021	0.00089
959-98-8	Endosulfan I	0.0069	U	0.0069	0.0010
33213-65-9	Endosulfan II	0.0069	U	0.0069	0.0018
1031-07-8	Endosulfan sulfate	0.0069	U	0.0069	0.00086
72-20-8	Endrin	0.0069	U	0.0069	0.00099
7421-93-4	Endrin aldehyde	0.0069	U	0.0069	0.0016
53494-70-5	Endrin ketone	0.0069	U	0.0069	0.0013
58-89-9	gamma-BHC (Lindane)	0.0021	U	0.0021	0.00064
76-44-8	Heptachlor	0.0069	U	0.0069	0.00081
1024-57-3	Heptachlor epoxide	0.0069	U	0.0069	0.0010
72-43-5	Methoxychlor	0.0069	U	0.0069	0.0016
8001-35-2	Toxaphene	0.069	U	0.069	0.025

CAS NO.	SURROGATE	%REC	Q	LIMITS
2051-24-3	DCB Decachlorobiphenyl	106		43-150
877-09-8	Tetrachloro-m-xylene	87		26-137

11/7/2025

FORM I
PESTICIDES ORGANICS ANALYSIS DATA SHEET

Lab Name: Eurofins Edison | Job No.: 460-268165-1

SDG No.:

Client Sample ID: IRM-EX-008_4_20221026 | Lab Sample ID: 460-268249-1

Matrix: Solid | Lab File ID: 5F0964791.D

Analysis Method: 8081B | Date Collected: 10/26/2022 07:50

Extraction Method: 3546 | Date Extracted: 10/28/2022 19:50

Sample wt/vol: 15.02(g) | Date Analyzed: 10/30/2022 18:59

Con. Extract Vol.: 10(mL) | Dilution Factor: 1

Injection Volume: 1(uL) | GC Column: Rtx-CLP ID: 0.53(mm)

% Moisture: 7.1 % Solids: 92.9 | GPC Cleanup:(Y/N) N

Cleanup Factor:

Analysis Batch No.: 875087 | Units: mg/Kg

CAS NO.	COMPOUND NAME	RESULT	Q	RL	MDL
72-54-8	4,4'-DDD	0.0072	U	0.0072	0.0012
72-55-9	4,4'-DDE	0.0072	U	0.0072	0.00085
50-29-3	4,4'-DDT	0.0072	U	0.0072	0.0013
309-00-2	Aldrin	0.0072	U	0.0072	0.0011
319-84-6	alpha-BHC	0.0021	U	0.0021	0.00073
319-85-7	beta-BHC	0.0021	U	0.0021	0.00081
12789-03-6	Chlordane (technical)	0.072	U	0.072	0.017
5103-71-9	cis-Chlordane	0.0072	U	0.0072	0.0011
319-86-8	delta-BHC	0.0021	U	0.0021	0.00044
60-57-1	Dieldrin	0.0021	U	0.0021	0.00093
959-98-8	Endosulfan I	0.0072	U	0.0072	0.0011
33213-65-9	Endosulfan II	0.0072	U	0.0072	0.0018
1031-07-8	Endosulfan sulfate	0.0072	U	0.0072	0.00090
72-20-8	Endrin	0.0072	U	0.0072	0.0010
7421-93-4	Endrin aldehyde	0.0072	U	0.0072	0.0017
53494-70-5	Endrin ketone	0.0072	U	0.0072	0.0014
58-89-9	gamma-BHC (Lindane)	0.0021	U	0.0021	0.00067
76-44-8	Heptachlor	0.0072	U	0.0072	0.00085
1024-57-3	Heptachlor epoxide	0.0072	U	0.0072	0.0011
72-43-5	Methoxychlor	0.0072	U	0.0072	0.0016
8001-35-2	Toxaphene	0.072	U	0.072	0.026

CAS NO.	SURROGATE	%REC	Q	LIMITS
2051-24-3	DCB Decachlorobiphenyl	130		43-150
877-09-8	Tetrachloro-m-xylene	105		26-137

11/7/2022

FORM I
PESTICIDES ORGANICS ANALYSIS DATA SHEET

Lab Name: Eurofins Edison | Job No.: 460-268165-1

SDG No.:

Client Sample ID: IRM-EX-025_7.5_20221027 | Lab Sample ID: 460-268322-2

Matrix: Solid | Lab File ID: 5F0964847.D

Analysis Method: 8081B | Date Collected: 10/27/2022 10:40

Extraction Method: 3546 | Date Extracted: 10/29/2022 21:51

Sample wt/vol: 15.03(g) | Date Analyzed: 10/31/2022 08:36

Con. Extract Vol.: 10(mL) | Dilution Factor: 1

Injection Volume: 1(uL) | GC Column: Rtx-CLP ID: 0.53(mm)

% Moisture: 5.9 % Solids: 94.1 | GPC Cleanup:(Y/N) N

Cleanup Factor:

Analysis Batch No.: 875132 | Units: mg/Kg

CAS NO.	COMPOUND NAME	RESULT	Q	RL	MDL
72-54-8	4,4'-DDD	0.0071	U	0.0071	0.0012
72-55-9	4,4'-DDE	0.0071	U	0.0071	0.00084
50-29-3	4,4'-DDT	0.0071	U	0.0071	0.0013
309-00-2	Aldrin	0.0071	U	0.0071	0.0011
319-84-6	alpha-BHC	0.0021	U	0.0021	0.00072
319-85-7	beta-BHC	0.0021	U	0.0021	0.00080
5103-71-9	cis-Chlordane	0.0071	U	0.0071	0.0011
319-86-8	delta-BHC	0.0021	U	0.0021	0.00043
60-57-1	Dieldrin	0.0021	U	0.0021	0.00092
959-98-8	Endosulfan I	0.0071	U	0.0071	0.0011
33213-65-9	Endosulfan II	0.0071	U	0.0071	0.0018
1031-07-8	Endosulfan sulfate	0.0071	U	0.0071	0.00089
72-20-8	Endrin	0.0071	U	0.0071	0.0010
7421-93-4	Endrin aldehyde	0.0071	U	0.0071	0.0017
53494-70-5	Endrin ketone	0.0071	U	0.0071	0.0014
58-89-9	gamma-BHC (Lindane)	0.0021	U	0.0021	0.00066
76-44-8	Heptachlor	0.0071	U	0.0071	0.00084
1024-57-3	Heptachlor epoxide	0.0071	U	0.0071	0.0011
72-43-5	Methoxychlor	0.0071	U	0.0071	0.0016
8001-35-2	Toxaphene	0.071	U	0.071	0.026

CAS NO.	SURROGATE	%REC	Q	LIMITS
2051-24-3	DCB Decachlorobiphenyl	127		43-150
877-09-8	Tetrachloro-m-xylene	106		26-137

11/7/2025

FORM I
PESTICIDES ORGANICS ANALYSIS DATA SHEET

Lab Name: Eurofins Edison | Job No.: 460-268165-1

SDG No.:

Client Sample ID: IRM-EX-025_7.5_20221027 | Lab Sample ID: 460-268322-2

Matrix: Solid | Lab File ID: 5F0964847.D

Analysis Method: 8081B | Date Collected: 10/27/2022 10:40

Extraction Method: 3546 | Date Extracted: 10/29/2022 21:51

Sample wt/vol: 15.03(g) | Date Analyzed: 10/31/2022 08:36

Con. Extract Vol.: 10(mL) | Dilution Factor: 1

Injection Volume: 1(uL) | GC Column: CLP-2 ID: 0.53(mm)

% Moisture: 5.9 % Solids: 94.1 | GPC Cleanup:(Y/N) N

Cleanup Factor:

Analysis Batch No.: 875132 | Units: mg/Kg

CAS NO.	COMPOUND NAME	RESULT	Q	RL	MDL
12789-03-6	Chlordane (technical)	0.029	J	0.071	0.017

CAS NO.	SURROGATE	%REC	Q	LIMITS
2051-24-3	DCB Decachlorobiphenyl	118		43-150
877-09-8	Tetrachloro-m-xylene	112		26-137

11/7/2022

FORM I
PESTICIDES ORGANICS ANALYSIS DATA SHEET

Lab Name: Eurofins Edison | Job No.: 460-268165-1

SDG No.:

Client Sample ID: IRM-EX-X02_20221027 | Lab Sample ID: 460-268322-3

Matrix: Solid IRM-EX-025_7.5_20221027 | Lab File ID: 5F0964848.D

Analysis Method: 8081B | Date Collected: 10/27/2022 10:50

Extraction Method: 3546 | Date Extracted: 10/29/2022 21:51

Sample wt/vol: 15.02(g) | Date Analyzed: 10/31/2022 08:51

Con. Extract Vol.: 10(mL) | Dilution Factor: 1

Injection Volume: 1(uL) | GC Column: Rtx-CLP ID: 0.53(mm)

% Moisture: 3.0 % Solids: 97.0 | GPC Cleanup:(Y/N) N

Cleanup Factor:

Analysis Batch No.: 875132 | Units: mg/Kg

CAS NO.	COMPOUND NAME	RESULT	Q	RL	MDL
72-54-8	4,4'-DDD	0.0069	U	0.0069	0.0012
72-55-9	4,4'-DDE	0.0069	U	0.0069	0.00081
309-00-2	Aldrin	0.0069	U	0.0069	0.0010
319-84-6	alpha-BHC	0.0021	U	0.0021	0.00070
319-85-7	beta-BHC	0.0021	U	0.0021	0.00077
5103-71-9	cis-Chlordane	0.0069	U	0.0069	0.0011
319-86-8	delta-BHC	0.0021	U	0.0021	0.00042
60-57-1	Dieldrin	0.0021	U	0.0021	0.00090
959-98-8	Endosulfan I	0.0069	U	0.0069	0.0011
33213-65-9	Endosulfan II	0.0069	U	0.0069	0.0018
1031-07-8	Endosulfan sulfate	0.0069	U	0.0069	0.00086
72-20-8	Endrin	0.0069	U	0.0069	0.00099
7421-93-4	Endrin aldehyde	0.0069	U	0.0069	0.0016
53494-70-5	Endrin ketone	0.0069	U	0.0069	0.0013
58-89-9	gamma-BHC (Lindane)	0.0021	U	0.0021	0.00064
76-44-8	Heptachlor	0.0069	U	0.0069	0.00081
1024-57-3	Heptachlor epoxide	0.0069	U	0.0069	0.0010
72-43-5	Methoxychlor	0.0069	U	0.0069	0.0016
8001-35-2	Toxaphene	0.069	U	0.069	0.025

CAS NO.	SURROGATE	%REC	Q	LIMITS
2051-24-3	DCB Decachlorobiphenyl	131		43-150
877-09-8	Tetrachloro-m-xylene	114		26-137

11/7/2025

FORM I
PESTICIDES ORGANICS ANALYSIS DATA SHEET

Lab Name: Eurofins Edison | Job No.: 460-268165-1

SDG No.:

Client Sample ID: IRM-EX-X02_20221027 | Lab Sample ID: 460-268322-3

Matrix: Solid IRM-EX-025_7.5_20221027 | Lab File ID: 5F0964848.D

Analysis Method: 8081B | Date Collected: 10/27/2022 10:50

Extraction Method: 3546 | Date Extracted: 10/29/2022 21:51

Sample wt/vol: 15.02(g) | Date Analyzed: 10/31/2022 08:51

Con. Extract Vol.: 10(mL) | Dilution Factor: 1

Injection Volume: 1(uL) | GC Column: CLP-2 ID: 0.53(mm)

% Moisture: 3.0 % Solids: 97.0 | GPC Cleanup:(Y/N) N

Cleanup Factor:

Analysis Batch No.: 875132 | Units: mg/Kg

CAS NO.	COMPOUND NAME	RESULT	Q	RL	MDL
50-29-3	4,4'-DDT	0.0043	J	0.0069	0.0013
12789-03-6	Chlordane (technical)	0.092	J	0.069	0.017

CAS NO.	SURROGATE	%REC	Q	LIMITS
2051-24-3	DCB Decachlorobiphenyl	126		43-150
877-09-8	Tetrachloro-m-xylene	118		26-137

11/7/2022

FORM I
PESTICIDES ORGANICS ANALYSIS DATA SHEET

Lab Name: Eurofins Edison | Job No.: 460-268165-1

SDG No.:

Client Sample ID: IRM-FB-S-02_20221027 | Lab Sample ID: 460-268322-5

Matrix: Water | Lab File ID: 4F0008198.D

Analysis Method: 8081B | Date Collected: 10/27/2022 13:20

Extraction Method: 3510C | Date Extracted: 10/29/2022 10:06

Sample wt/vol: 250(mL) | Date Analyzed: 10/31/2022 09:47

Con. Extract Vol.: 1(mL) | Dilution Factor: 1

Injection Volume: 1(uL) | GC Column: Rtx-CLP ID: 0.53(mm)

% Moisture: % Solids: | GPC Cleanup:(Y/N) N

Cleanup Factor:

Analysis Batch No.: 875129 | Units: ug/L

CAS NO.	COMPOUND NAME	RESULT	Q	RL	MDL
72-54-8	4,4'-DDD	0.020	U	0.020	0.0060
72-55-9	4,4'-DDE	0.020	U	0.020	0.0020
50-29-3	4,4'-DDT	0.020	U	0.020	0.0040
309-00-2	Aldrin	0.020	U	0.020	0.0030
319-84-6	alpha-BHC	0.020	U	0.020	0.0070
319-85-7	beta-BHC	0.020	U	0.020	0.015
12789-03-6	Chlordane (technical)	0.50	U	0.50	0.055
5103-71-9	cis-Chlordane	0.020	U	0.020	0.0020
319-86-8	delta-BHC	0.020	U	0.020	0.0050
60-57-1	Dieldrin	0.020	U	0.020	0.0030
959-98-8	Endosulfan I	0.020	U	0.020	0.0020
33213-65-9	Endosulfan II	0.020	U	0.020	0.0040
1031-07-8	Endosulfan sulfate	0.020	U	0.020	0.0060
72-20-8	Endrin	0.020	U	0.020	0.0040
7421-93-4	Endrin aldehyde	0.020	U	0.020	0.0080
53494-70-5	Endrin ketone	0.020	U	0.020	0.0080
58-89-9	gamma-BHC (Lindane)	0.020	U	0.020	0.012
76-44-8	Heptachlor	0.020	U	0.020	0.0030
1024-57-3	Heptachlor epoxide	0.020	U	0.020	0.0050
72-43-5	Methoxychlor	0.020	U	0.020	0.0040
8001-35-2	Toxaphene	0.50	U	0.50	0.11

CAS NO.	SURROGATE	%REC	Q	LIMITS
2051-24-3	DCB Decachlorobiphenyl	39		15-121
877-09-8	Tetrachloro-m-xylene	59		17-120

11/7/2022

FORM I
PESTICIDES ORGANICS ANALYSIS DATA SHEET

Lab Name: Eurofins Edison | Job No.: 460-268165-1

SDG No.:

Client Sample ID: IRM-EX-028_7.5_20221028 | Lab Sample ID: 460-268413-2

Matrix: Solid | Lab File ID: 5F0964852.D

Analysis Method: 8081B | Date Collected: 10/28/2022 08:40

Extraction Method: 3546 | Date Extracted: 10/29/2022 21:51

Sample wt/vol: 15.01(g) | Date Analyzed: 10/31/2022 09:49

Con. Extract Vol.: 10(mL) | Dilution Factor: 1

Injection Volume: 1(uL) | GC Column: Rtx-CLP ID: 0.53(mm)

% Moisture: 10.2 % Solids: 89.8 | GPC Cleanup:(Y/N) N

Cleanup Factor:

Analysis Batch No.: 875132 | Units: mg/Kg

CAS NO.	COMPOUND NAME	RESULT	Q	RL	MDL
72-54-8	4,4'-DDD	0.0075	U	0.0075	0.0013
72-55-9	4,4'-DDE	0.0075	U	0.0075	0.00088
50-29-3	4,4'-DDT	0.0075	U	0.0075	0.0014
309-00-2	Aldrin	0.0075	U	0.0075	0.0011
319-84-6	alpha-BHC	0.0022	U	0.0022	0.00076
319-85-7	beta-BHC	0.0022	U	0.0022	0.00083
12789-03-6	Chlordane (technical)	0.075	U	0.075	0.018
5103-71-9	cis-Chlordane	0.0075	U	0.0075	0.0012
319-86-8	delta-BHC	0.0022	U	0.0022	0.00046
60-57-1	Dieldrin	0.0022	U	0.0022	0.00097
959-98-8	Endosulfan I	0.0075	U	0.0075	0.0011
33213-65-9	Endosulfan II	0.0075	U	0.0075	0.0019
1031-07-8	Endosulfan sulfate	0.0075	U	0.0075	0.00093
72-20-8	Endrin	0.0075	U	0.0075	0.0011
7421-93-4	Endrin aldehyde	0.0075	U	0.0075	0.0018
53494-70-5	Endrin ketone	0.0075	U	0.0075	0.0014
58-89-9	gamma-BHC (Lindane)	0.0022	U	0.0022	0.00069
76-44-8	Heptachlor	0.0075	U	0.0075	0.00088
1024-57-3	Heptachlor epoxide	0.0075	U	0.0075	0.0011
72-43-5	Methoxychlor	0.0075	U	0.0075	0.0017
8001-35-2	Toxaphene	0.075	U	0.075	0.027

CAS NO.	SURROGATE	%REC	Q	LIMITS
2051-24-3	DCB Decachlorobiphenyl	126		43-150
877-09-8	Tetrachloro-m-xylene	105		26-137

11/7/2025

Appendix C
Data Summary Form I's
With Qualifications
PCBS

FORM I
PCBS ORGANICS ANALYSIS DATA SHEET

Lab Name: Eurofins Edison | Job No.: 460-268165-1

SDG No.:

Client Sample ID: IRM-EX-003_3_20221025 | Lab Sample ID: 460-268165-3

Matrix: Solid | Lab File ID: 8F0001792.D

Analysis Method: 8082A | Date Collected: 10/25/2022 08:40

Extraction Method: 3546 | Date Extracted: 10/26/2022 18:19

Sample wt/vol: 15.04(g) | Date Analyzed: 10/27/2022 15:17

Con. Extract Vol.: 10(mL) | Dilution Factor: 1

Injection Volume: 1(uL) | GC Column: Rtx-CLP ID: 0.53(mm)

% Moisture: 13.4 % Solids: 86.6 | GPC Cleanup:(Y/N) N

Cleanup Factor:

Analysis Batch No.: 874448 | Units: mg/Kg

CAS NO.	COMPOUND NAME	RESULT	Q	RL	MDL
12674-11-2	Aroclor 1016	0.077	U	0.077	0.020
11104-28-2	Aroclor 1221	0.077	U	0.077	0.020
11141-16-5	Aroclor 1232	0.077	U	0.077	0.020
53469-21-9	Aroclor 1242	0.077	U	0.077	0.020
12672-29-6	Aroclor 1248	0.077	U	0.077	0.020
11097-69-1	Aroclor 1254	0.077	U	0.077	0.020
11096-82-5	Aroclor 1260	0.077	U	0.077	0.020
37324-23-5	Aroclor-1262	0.077	U	0.077	0.020
11100-14-4	Aroclor 1268	0.077	U	0.077	0.020
1336-36-3	Polychlorinated biphenyls, Total	0.077	U	0.077	0.020

CAS NO.	SURROGATE	%REC	Q	LIMITS
2051-24-3	DCB Decachlorobiphenyl	112		10-150
877-09-8	Tetrachloro-m-xylene	104		42-150

11/8/2025

FORM I
PCBS ORGANICS ANALYSIS DATA SHEET

Lab Name: Eurofins Edison | Job No.: 460-268165-1

SDG No.:

Client Sample ID: IRM-EX-004_3_20221025 | Lab Sample ID: 460-268165-4

Matrix: Solid | Lab File ID: 8F0001786.D

Analysis Method: 8082A | Date Collected: 10/25/2022 09:10

Extraction Method: 3546 | Date Extracted: 10/26/2022 18:19

Sample wt/vol: 15.05(g) | Date Analyzed: 10/27/2022 13:06

Con. Extract Vol.: 10(mL) | Dilution Factor: 1

Injection Volume: 1(uL) | GC Column: Rtx-CLP ID: 0.53(mm)

% Moisture: 7.7 % Solids: 92.3 | GPC Cleanup:(Y/N) N

Cleanup Factor:

Analysis Batch No.: 874448 | Units: mg/Kg

CAS NO.	COMPOUND NAME	RESULT	Q	RL	MDL
12674-11-2	Aroclor 1016	0.072	U	0.072	0.019
11104-28-2	Aroclor 1221	0.072	U	0.072	0.019
11141-16-5	Aroclor 1232	0.072	U	0.072	0.019
53469-21-9	Aroclor 1242	0.072	U	0.072	0.019
12672-29-6	Aroclor 1248	0.072	U	0.072	0.019
11097-69-1	Aroclor 1254	0.072	U	0.072	0.019
11096-82-5	Aroclor 1260	0.072	U	0.072	0.019
37324-23-5	Aroclor-1262	0.072	U	0.072	0.019
11100-14-4	Aroclor 1268	0.072	U	0.072	0.019
1336-36-3	Polychlorinated biphenyls, Total	0.072	U	0.072	0.019

CAS NO.	SURROGATE	%REC	Q	LIMITS
2051-24-3	DCB Decachlorobiphenyl	109		10-150
877-09-8	Tetrachloro-m-xylene	98		42-150

11/8/2022

FORM I
PCBS ORGANICS ANALYSIS DATA SHEET

Lab Name: Eurofins Edison | Job No.: 460-268165-1

SDG No.:

Client Sample ID: IRM-EX-X01_20221025 | Lab Sample ID: 460-268165-5

Matrix: Solid IRM-EX-004_3_20221025 | Lab File ID: 8F0001793.D

Analysis Method: 8082A | Date Collected: 10/25/2022 09:15

Extraction Method: 3546 | Date Extracted: 10/26/2022 18:19

Sample wt/vol: 15.01(g) | Date Analyzed: 10/27/2022 15:39

Con. Extract Vol.: 10(mL) | Dilution Factor: 1

Injection Volume: 1(uL) | GC Column: Rtx-CLP ID: 0.53(mm)

% Moisture: 11.0 % Solids: 89.0 | GPC Cleanup:(Y/N) N

Cleanup Factor:

Analysis Batch No.: 874448 | Units: mg/Kg

CAS NO.	COMPOUND NAME	RESULT	Q	RL	MDL
12674-11-2	Aroclor 1016	0.075	U	0.075	0.020
11104-28-2	Aroclor 1221	0.075	U	0.075	0.020
11141-16-5	Aroclor 1232	0.075	U	0.075	0.020
53469-21-9	Aroclor 1242	0.075	U	0.075	0.020
12672-29-6	Aroclor 1248	0.075	U	0.075	0.020
11097-69-1	Aroclor 1254	0.075	U	0.075	0.020
11096-82-5	Aroclor 1260	0.075	U	0.075	0.020
37324-23-5	Aroclor-1262	0.075	U	0.075	0.020
11100-14-4	Aroclor 1268	0.075	U	0.075	0.020
1336-36-3	Polychlorinated biphenyls, Total	0.075	U	0.075	0.020

CAS NO.	SURROGATE	%REC	Q	LIMITS
2051-24-3	DCB Decachlorobiphenyl	109		10-150
877-09-8	Tetrachloro-m-xylene	99		42-150

11/8/2025

FORM I
PCBS ORGANICS ANALYSIS DATA SHEET

Lab Name: Eurofins Edison | Job No.: 460-268165-1

SDG No.:

Client Sample ID: IRM-EX-007_4_20221025 | Lab Sample ID: 460-268165-7

Matrix: Solid | Lab File ID: 8F0001794.D

Analysis Method: 8082A | Date Collected: 10/25/2022 10:40

Extraction Method: 3546 | Date Extracted: 10/26/2022 18:19

Sample wt/vol: 15.03(g) | Date Analyzed: 10/27/2022 16:01

Con. Extract Vol.: 10(mL) | Dilution Factor: 1

Injection Volume: 1(uL) | GC Column: Rtx-CLP ID: 0.53(mm)

% Moisture: 11.4 % Solids: 88.6 | GPC Cleanup:(Y/N) N

Cleanup Factor:

Analysis Batch No.: 874448 | Units: mg/Kg

CAS NO.	COMPOUND NAME	RESULT	Q	RL	MDL
12674-11-2	Aroclor 1016	0.075	U	0.075	0.020
11104-28-2	Aroclor 1221	0.075	U	0.075	0.020
11141-16-5	Aroclor 1232	0.075	U	0.075	0.020
53469-21-9	Aroclor 1242	0.075	U	0.075	0.020
12672-29-6	Aroclor 1248	0.075	U	0.075	0.020
11097-69-1	Aroclor 1254	0.075	U	0.075	0.020
11096-82-5	Aroclor 1260	0.075	U	0.075	0.020
37324-23-5	Aroclor-1262	0.075	U	0.075	0.020
11100-14-4	Aroclor 1268	0.075	U	0.075	0.020
1336-36-3	Polychlorinated biphenyls, Total	0.075	U	0.075	0.020

CAS NO.	SURROGATE	%REC	Q	LIMITS
2051-24-3	DCB Decachlorobiphenyl	111		10-150
877-09-8	Tetrachloro-m-xylene	99		42-150

11/8/2022

FORM I
PCBS ORGANICS ANALYSIS DATA SHEET

Lab Name: Eurofins Edison | Job No.: 460-268165-1

SDG No.:

Client Sample ID: IRM-FB-S-01_20221025 | Lab Sample ID: 460-268165-9

Matrix: Water | Lab File ID: 9F0002412.D

Analysis Method: 8082A | Date Collected: 10/25/2022 11:15

Extraction Method: 3510C | Date Extracted: 10/26/2022 11:00

Sample wt/vol: 250(mL) | Date Analyzed: 10/27/2022 10:05

Con. Extract Vol.: 1(mL) | Dilution Factor: 1

Injection Volume: 1(uL) | GC Column: Rtx-CLP ID: 0.53(mm)

% Moisture: % Solids: | GPC Cleanup:(Y/N) N

Cleanup Factor:

Analysis Batch No.: 874445 | Units: ug/L

CAS NO.	COMPOUND NAME	RESULT	Q	RL	MDL
12674-11-2	Aroclor 1016	0.40	U	0.40	0.12
11104-28-2	Aroclor 1221	0.40	U	0.40	0.12
11141-16-5	Aroclor 1232	0.40	U	0.40	0.12
53469-21-9	Aroclor 1242	0.40	U	0.40	0.12
12672-29-6	Aroclor 1248	0.40	U	0.40	0.12
11097-69-1	Aroclor 1254	0.40	U	0.40	0.11
11096-82-5	Aroclor 1260	0.40	U	0.40	0.11
37324-23-5	Aroclor-1262	0.40	U	0.40	0.11
11100-14-4	Aroclor 1268	0.40	U	0.40	0.11
1336-36-3	Polychlorinated biphenyls, Total	0.40	U	0.40	0.12

CAS NO.	SURROGATE	%REC	Q	LIMITS
2051-24-3	DCB Decachlorobiphenyl	96		12-150
877-09-8	Tetrachloro-m-xylene	83		11-131

11/8/2022

FORM I
PCBS ORGANICS ANALYSIS DATA SHEET

Lab Name: Eurofins Edison | Job No.: 460-268165-1

SDG No.:

Client Sample ID: IRM-EX-011_4_20221025 | Lab Sample ID: 460-268165-12

Matrix: Solid | Lab File ID: 8F0001795.D

Analysis Method: 8082A | Date Collected: 10/25/2022 12:55

Extraction Method: 3546 | Date Extracted: 10/26/2022 18:19

Sample wt/vol: 15.04(g) | Date Analyzed: 10/27/2022 16:23

Con. Extract Vol.: 10(mL) | Dilution Factor: 1

Injection Volume: 1(uL) | GC Column: Rtx-CLP ID: 0.53(mm)

% Moisture: 7.0 % Solids: 93.0 | GPC Cleanup:(Y/N) N

Cleanup Factor:

Analysis Batch No.: 874448 | Units: mg/Kg

CAS NO.	COMPOUND NAME	RESULT	Q	RL	MDL
12674-11-2	Aroclor 1016	0.072	U	0.072	0.019
11104-28-2	Aroclor 1221	0.072	U	0.072	0.019
11141-16-5	Aroclor 1232	0.072	U	0.072	0.019
53469-21-9	Aroclor 1242	0.072	U	0.072	0.019
12672-29-6	Aroclor 1248	0.072	U	0.072	0.019
11097-69-1	Aroclor 1254	0.072	U	0.072	0.019
11096-82-5	Aroclor 1260	0.072	U	0.072	0.019
37324-23-5	Aroclor-1262	0.072	U	0.072	0.019
11100-14-4	Aroclor 1268	0.072	U	0.072	0.019
1336-36-3	Polychlorinated biphenyls, Total	0.072	U	0.072	0.019

CAS NO.	SURROGATE	%REC	Q	LIMITS
2051-24-3	DCB Decachlorobiphenyl	112		10-150
877-09-8	Tetrachloro-m-xylene	106		42-150

11/8/2022

FORM I
PCBS ORGANICS ANALYSIS DATA SHEET

Lab Name: Eurofins Edison | Job No.: 460-268165-1

SDG No.:

Client Sample ID: IRM-EX-012_4_20221025 | Lab Sample ID: 460-268165-13

Matrix: Solid | Lab File ID: 8F0001796.D

Analysis Method: 8082A | Date Collected: 10/25/2022 13:00

Extraction Method: 3546 | Date Extracted: 10/26/2022 18:19

Sample wt/vol: 15.07(g) | Date Analyzed: 10/27/2022 16:45

Con. Extract Vol.: 10(mL) | Dilution Factor: 1

Injection Volume: 1(uL) | GC Column: Rtx-CLP ID: 0.53(mm)

% Moisture: 6.4 % Solids: 93.6 | GPC Cleanup:(Y/N) N

Cleanup Factor:

Analysis Batch No.: 874448 | Units: mg/Kg

CAS NO.	COMPOUND NAME	RESULT	Q	RL	MDL
12674-11-2	Aroclor 1016	0.071	U	0.071	0.019
11104-28-2	Aroclor 1221	0.071	U	0.071	0.019
11141-16-5	Aroclor 1232	0.071	U	0.071	0.019
53469-21-9	Aroclor 1242	0.071	U	0.071	0.019
12672-29-6	Aroclor 1248	0.071	U	0.071	0.019
11097-69-1	Aroclor 1254	0.071	U	0.071	0.019
11096-82-5	Aroclor 1260	0.071	U	0.071	0.019
37324-23-5	Aroclor-1262	0.071	U	0.071	0.019
11100-14-4	Aroclor 1268	0.071	U	0.071	0.019
1336-36-3	Polychlorinated biphenyls, Total	0.071	U	0.071	0.019

CAS NO.	SURROGATE	%REC	Q	LIMITS
2051-24-3	DCB Decachlorobiphenyl	96		10-150
877-09-8	Tetrachloro-m-xylene	89		42-150

Lou Bes 11/8/2025

FORM I
PCBS ORGANICS ANALYSIS DATA SHEET

Lab Name: Eurofins Edison | Job No.: 460-268165-1

SDG No.:

Client Sample ID: IRM-EX-015_4_20221025 | Lab Sample ID: 460-268165-16

Matrix: Solid | Lab File ID: 8F0001797.D

Analysis Method: 8082A | Date Collected: 10/25/2022 13:20

Extraction Method: 3546 | Date Extracted: 10/26/2022 18:19

Sample wt/vol: 15.08(g) | Date Analyzed: 10/27/2022 17:07

Con. Extract Vol.: 10(mL) | Dilution Factor: 1

Injection Volume: 1(uL) | GC Column: Rtx-CLP ID: 0.53(mm)

% Moisture: 6.8 % Solids: 93.2 | GPC Cleanup:(Y/N) N

Cleanup Factor:

Analysis Batch No.: 874448 | Units: mg/Kg

CAS NO.	COMPOUND NAME	RESULT	Q	RL	MDL
12674-11-2	Aroclor 1016	0.071	U	0.071	0.019
11104-28-2	Aroclor 1221	0.071	U	0.071	0.019
11141-16-5	Aroclor 1232	0.071	U	0.071	0.019
53469-21-9	Aroclor 1242	0.071	U	0.071	0.019
12672-29-6	Aroclor 1248	0.071	U	0.071	0.019
11097-69-1	Aroclor 1254	0.071	U	0.071	0.019
11096-82-5	Aroclor 1260	0.071	U	0.071	0.019
37324-23-5	Aroclor-1262	0.071	U	0.071	0.019
11100-14-4	Aroclor 1268	0.071	U	0.071	0.019
1336-36-3	Polychlorinated biphenyls, Total	0.071	U	0.071	0.019

CAS NO.	SURROGATE	%REC	Q	LIMITS
2051-24-3	DCB Decachlorobiphenyl	103		10-150
877-09-8	Tetrachloro-m-xylene	94		42-150

Lori Bs 11/8/2022

FORM I
PCBS ORGANICS ANALYSIS DATA SHEET

Lab Name: Eurofins Edison | Job No.: 460-268165-1

SDG No.:

Client Sample ID: IRM-EX-016_4_20221025 | Lab Sample ID: 460-268165-17

Matrix: Solid | Lab File ID: 8F0001798.D

Analysis Method: 8082A | Date Collected: 10/25/2022 13:25

Extraction Method: 3546 | Date Extracted: 10/26/2022 18:19

Sample wt/vol: 15.05(g) | Date Analyzed: 10/27/2022 17:29

Con. Extract Vol.: 10(mL) | Dilution Factor: 1

Injection Volume: 1(uL) | GC Column: Rtx-CLP ID: 0.53(mm)

% Moisture: 2.9 % Solids: 97.1 | GPC Cleanup:(Y/N) N

Cleanup Factor:

Analysis Batch No.: 874448 | Units: mg/Kg

CAS NO.	COMPOUND NAME	RESULT	Q	RL	MDL
12674-11-2	Aroclor 1016	0.069	U	0.069	0.018
11104-28-2	Aroclor 1221	0.069	U	0.069	0.018
11141-16-5	Aroclor 1232	0.069	U	0.069	0.018
53469-21-9	Aroclor 1242	0.069	U	0.069	0.018
12672-29-6	Aroclor 1248	0.069	U	0.069	0.018
11097-69-1	Aroclor 1254	0.069	U	0.069	0.018
11096-82-5	Aroclor 1260	0.069	U	0.069	0.018
37324-23-5	Aroclor-1262	0.069	U	0.069	0.018
11100-14-4	Aroclor 1268	0.069	U	0.069	0.018
1336-36-3	Polychlorinated biphenyls, Total	0.069	U	0.069	0.018

CAS NO.	SURROGATE	%REC	Q	LIMITS
2051-24-3	DCB Decachlorobiphenyl	120		10-150
877-09-8	Tetrachloro-m-xylene	100		42-150

11/8/2022

FORM I
PCBS ORGANICS ANALYSIS DATA SHEET

Lab Name: Eurofins Edison | Job No.: 460-268165-1

SDG No.:

Client Sample ID: IRM-EX-008_4_20221026 | Lab Sample ID: 460-268249-1

Matrix: Solid | Lab File ID: 11F0015620.D

Analysis Method: 8082A | Date Collected: 10/26/2022 07:50

Extraction Method: 3546 | Date Extracted: 10/28/2022 19:37

Sample wt/vol: 15.02(g) | Date Analyzed: 10/30/2022 18:28

Con. Extract Vol.: 10(mL) | Dilution Factor: 1

Injection Volume: 1(uL) | GC Column: Rtx-CLP ID: 0.53(mm)

% Moisture: 7.1 % Solids: 92.9 | GPC Cleanup:(Y/N) N

Cleanup Factor:

Analysis Batch No.: 875077 | Units: mg/Kg

CAS NO.	COMPOUND NAME	RESULT	Q	RL	MDL
12674-11-2	Aroclor 1016	0.072	U	0.072	0.019
11104-28-2	Aroclor 1221	0.072	U	0.072	0.019
11141-16-5	Aroclor 1232	0.072	U	0.072	0.019
53469-21-9	Aroclor 1242	0.072	U	0.072	0.019
12672-29-6	Aroclor 1248	0.072	U	0.072	0.019
11097-69-1	Aroclor 1254	0.072	U	0.072	0.019
11096-82-5	Aroclor 1260	0.072	U	0.072	0.019
37324-23-5	Aroclor-1262	0.072	U	0.072	0.019
11100-14-4	Aroclor 1268	0.072	U	0.072	0.019
1336-36-3	Polychlorinated biphenyls, Total	0.072	U	0.072	0.019

CAS NO.	SURROGATE	%REC	Q	LIMITS
2051-24-3	DCB Decachlorobiphenyl	122		10-150
877-09-8	Tetrachloro-m-xylene	115		42-150

11/8/2022

FORM I
PCBS ORGANICS ANALYSIS DATA SHEET

Lab Name: Eurofins Edison | Job No.: 460-268165-1

SDG No.:

Client Sample ID: IRM-EX-025_7.5_20221027 | Lab Sample ID: 460-268322-2

Matrix: Solid | Lab File ID: 9F0002465.D

Analysis Method: 8082A | Date Collected: 10/27/2022 10:40

Extraction Method: 3546 | Date Extracted: 10/29/2022 20:53

Sample wt/vol: 15.03(g) | Date Analyzed: 10/30/2022 19:01

Con. Extract Vol.: 10(mL) | Dilution Factor: 1

Injection Volume: 1(uL) | GC Column: Rtx-CLP ID: 0.53(mm)

% Moisture: 5.9 % Solids: 94.1 | GPC Cleanup:(Y/N) N

Cleanup Factor:

Analysis Batch No.: 875080 | Units: mg/Kg

CAS NO.	COMPOUND NAME	RESULT	Q	RL	MDL
12674-11-2	Aroclor 1016	0.071	U	0.071	0.019
11104-28-2	Aroclor 1221	0.071	U	0.071	0.019
11141-16-5	Aroclor 1232	0.071	U	0.071	0.019
53469-21-9	Aroclor 1242	0.071	U	0.071	0.019
12672-29-6	Aroclor 1248	0.071	U	0.071	0.019
11097-69-1	Aroclor 1254	0.071	U	0.071	0.019
11096-82-5	Aroclor 1260	0.071	U	0.071	0.019
37324-23-5	Aroclor-1262	0.071	U	0.071	0.019
11100-14-4	Aroclor 1268	0.071	U	0.071	0.019
1336-36-3	Polychlorinated biphenyls, Total	0.071	U	0.071	0.019

CAS NO.	SURROGATE	%REC	Q	LIMITS
2051-24-3	DCB Decachlorobiphenyl	137		10-150
877-09-8	Tetrachloro-m-xylene	126		42-150

11/8/2025

FORM I
PCBS ORGANICS ANALYSIS DATA SHEET

Lab Name: Eurofins Edison | Job No.: 460-268165-1

SDG No.:

Client Sample ID: IRM-EX-X02_20221027 | Lab Sample ID: 460-268322-3

Matrix: Solid IRM-EX-02F-7.5-20221027 | Lab File ID: 9F0002503.D

Analysis Method: 8082A | Date Collected: 10/27/2022 10:50

Extraction Method: 3546 | Date Extracted: 10/29/2022 20:53

Sample wt/vol: 15.02(g) | Date Analyzed: 10/31/2022 14:53

Con. Extract Vol.: 10(mL) | Dilution Factor: 1

Injection Volume: 1(uL) | GC Column: Rtx-CLP ID: 0.53(mm)

% Moisture: 3.0 % Solids: 97.0 | GPC Cleanup:(Y/N) N

Cleanup Factor:

Analysis Batch No.: 875136 | Units: mg/Kg

CAS NO.	COMPOUND NAME	RESULT	Q	RL	MDL
12674-11-2	Aroclor 1016	0.069	U	0.069	0.018
11104-28-2	Aroclor 1221	0.069	U	0.069	0.018
11141-16-5	Aroclor 1232	0.069	U	0.069	0.018
53469-21-9	Aroclor 1242	0.069	U	0.069	0.018
12672-29-6	Aroclor 1248	0.069	U	0.069	0.018
11097-69-1	Aroclor 1254	0.069	U	0.069	0.018
11096-82-5	Aroclor 1260	0.069	U	0.069	0.018
37324-23-5	Aroclor-1262	0.069	U	0.069	0.018
11100-14-4	Aroclor 1268	0.069	U	0.069	0.018
1336-36-3	Polychlorinated biphenyls, Total	0.069	U	0.069	0.018

CAS NO.	SURROGATE	%REC	Q	LIMITS
2051-24-3	DCB Decachlorobiphenyl	113		10-150
877-09-8	Tetrachloro-m-xylene	110		42-150

FORM I 8082A

11/18/2022

FORM I
PCBS ORGANICS ANALYSIS DATA SHEET

Lab Name: Eurofins Edison | Job No.: 460-268165-1

SDG No.:

Client Sample ID: IRM-FB-S-02_20221027 | Lab Sample ID: 460-268322-5

Matrix: Water | Lab File ID: 14F0027757.D

Analysis Method: 8082A | Date Collected: 10/27/2022 13:20

Extraction Method: 3510C | Date Extracted: 10/29/2022 10:10

Sample wt/vol: 250(mL) | Date Analyzed: 10/30/2022 19:51

Con. Extract Vol.: 1(mL) | Dilution Factor: 1

Injection Volume: 1(uL) | GC Column: CLP-2 ID: 0.53(mm)

% Moisture: % Solids: | GPC Cleanup:(Y/N) N

Cleanup Factor:

Analysis Batch No.: 875078 | Units: ug/L

CAS NO.	COMPOUND NAME	RESULT	Q	RL	MDL
12674-11-2	Aroclor 1016	0.40	U	0.40	0.12
11104-28-2	Aroclor 1221	0.40	U	0.40	0.12
11141-16-5	Aroclor 1232	0.40	U	0.40	0.12
53469-21-9	Aroclor 1242	0.40	U	0.40	0.12
12672-29-6	Aroclor 1248	0.40	U	0.40	0.12
11097-69-1	Aroclor 1254	0.40	U	0.40	0.11
11096-82-5	Aroclor 1260	0.40	U	0.40	0.11
37324-23-5	Aroclor-1262	0.40	U	0.40	0.11
11100-14-4	Aroclor 1268	0.40	U	0.40	0.11
1336-36-3	Polychlorinated biphenyls, Total	0.40	U	0.40	0.12

CAS NO.	SURROGATE	%REC	Q	LIMITS
2051-24-3	DCB Decachlorobiphenyl	31		12-150
877-09-8	Tetrachloro-m-xylene	48		11-131

FORM I
PCBS ORGANICS ANALYSIS DATA SHEET

Lab Name: Eurofins Edison | Job No.: 460-268165-1

SDG No.:

Client Sample ID: IRM-EX-028_7.5_20221028 | Lab Sample ID: 460-268413-2

Matrix: Solid | Lab File ID: 9F0002507.D

Analysis Method: 8082A | Date Collected: 10/28/2022 08:40

Extraction Method: 3546 | Date Extracted: 10/29/2022 20:53

Sample wt/vol: 15.01(g) | Date Analyzed: 10/31/2022 16:11

Con. Extract Vol.: 10(mL) | Dilution Factor: 1

Injection Volume: 1(uL) | GC Column: Rtx-CLP ID: 0.53(mm)

% Moisture: 10.2 % Solids: 89.8 | GPC Cleanup:(Y/N) N

Cleanup Factor:

Analysis Batch No.: 875136 | Units: mg/Kg

CAS NO.	COMPOUND NAME	RESULT	Q	RL	MDL
12674-11-2	Aroclor 1016	0.075	U	0.075	0.020
11104-28-2	Aroclor 1221	0.075	U	0.075	0.020
11141-16-5	Aroclor 1232	0.075	U	0.075	0.020
53469-21-9	Aroclor 1242	0.075	U	0.075	0.020
12672-29-6	Aroclor 1248	0.075	U	0.075	0.020
11097-69-1	Aroclor 1254	0.075	U	0.075	0.020
11096-82-5	Aroclor 1260	0.075	U	0.075	0.020
37324-23-5	Aroclor-1262	0.075	U	0.075	0.020
11100-14-4	Aroclor 1268	0.075	U	0.075	0.020
1336-36-3	Polychlorinated biphenyls, Total	0.075	U	0.075	0.020

CAS NO.	SURROGATE	%REC	Q	LIMITS
2051-24-3	DCB Decachlorobiphenyl	102		10-150
877-09-8	Tetrachloro-m-xylene	108		42-150

11/07/2022

Appendix C
Data Summary Form I's
With Qualifications
HERBICIDES

FORM I
HERBICIDES ORGANICS ANALYSIS DATA SHEET

Lab Name: Eurofins Edison | Job No.: 460-268165-1

SDG No.:

Client Sample ID: IRM-EX-003_3_20221025 | Lab Sample ID: 460-268165-3

Matrix: Solid | Lab File ID: 15F0016821.D

Analysis Method: 8151A | Date Collected: 10/25/2022 08:40

Extraction Method: 8151A | Date Extracted: 10/30/2022 09:31

Sample wt/vol: 30.02(g) | Date Analyzed: 10/31/2022 12:39

Con. Extract Vol.: 10(mL) | Dilution Factor: 1

Injection Volume: 1(uL) | GC Column: CLP-2 ID: 0.53(mm)

% Moisture: 13.4 % Solids: 86.6 | GPC Cleanup:(Y/N) N

Cleanup Factor:

Analysis Batch No.: 875156 | Units: mg/Kg

CAS NO.	COMPOUND NAME	RESULT	Q	RL	MDL
93-76-5	2,4,5-T	0.038	U	0.038	0.0082
94-75-7	2,4-D	0.038	U	0.038	0.014
93-72-1	Silvex (2,4,5-TP)	0.038	U	0.038	0.0040

CAS NO.	SURROGATE	%REC	Q	LIMITS
19719-28-9	2,4-Dichlorophenylacetic acid	97		27-150

Lori R 11/20/2025

FORM I
HERBICIDES ORGANICS ANALYSIS DATA SHEET

Lab Name: Eurofins Edison | Job No.: 460-268165-1

SDG No.:

Client Sample ID: IRM-EX-004_3_20221025 | Lab Sample ID: 460-268165-4

Matrix: Solid | Lab File ID: 15F0016820.D

Analysis Method: 8151A | Date Collected: 10/25/2022 09:10

Extraction Method: 8151A | Date Extracted: 10/30/2022 09:31

Sample wt/vol: 30.05(g) | Date Analyzed: 10/31/2022 12:25

Con. Extract Vol.: 10(mL) | Dilution Factor: 1

Injection Volume: 1(uL) | GC Column: CLP-2 ID: 0.53(mm)

% Moisture: 7.7 % Solids: 92.3 | GPC Cleanup:(Y/N) N

Cleanup Factor:

Analysis Batch No.: 875156 | Units: mg/Kg

CAS NO.	COMPOUND NAME	RESULT	Q	RL	MDL
93-76-5	2,4,5-T	0.036	U	0.036	0.0077
94-75-7	2,4-D	0.036	U	0.036	0.013
93-72-1	Silvex (2,4,5-TP)	0.036	U	0.036	0.0038

CAS NO.	SURROGATE	%REC	Q	LIMITS
19719-28-9	2,4-Dichlorophenylacetic acid	123		27-150

11/20/2022

FORM I
HERBICIDES ORGANICS ANALYSIS DATA SHEET

Lab Name: Eurofins Edison | Job No.: 460-268165-1

SDG No.:

Client Sample ID: IRM-EX-X01_20221025 | Lab Sample ID: 460-268165-5

Matrix: Solid IRM-EX-004-3_20221025 | Lab File ID: 15F0016822.D

Analysis Method: 8151A | Date Collected: 10/25/2022 09:15

Extraction Method: 8151A | Date Extracted: 10/30/2022 09:31

Sample wt/vol: 30.06(g) | Date Analyzed: 10/31/2022 12:52

Con. Extract Vol.: 10(mL) | Dilution Factor: 1

Injection Volume: 1(uL) | GC Column: CLP-2 ID: 0.53(mm)

% Moisture: 11.0 % Solids: 89.0 | GPC Cleanup:(Y/N) N

Cleanup Factor:

Analysis Batch No.: 875156 | Units: mg/Kg

CAS NO.	COMPOUND NAME	RESULT	Q	RL	MDL
93-76-5	2,4,5-T	0.037	U	0.037	0.0079
94-75-7	2,4-D	0.037	U	0.037	0.014
93-72-1	Silvex (2,4,5-TP)	0.037	U	0.037	0.0039

CAS NO.	SURROGATE	%REC	Q	LIMITS
19719-28-9	2,4-Dichlorophenylacetic acid	117		27-150

1/20/2025

FORM I
HERBICIDES ORGANICS ANALYSIS DATA SHEET

Lab Name: Eurofins Edison | Job No.: 460-268165-1

SDG No.:

Client Sample ID: IRM-EX-007_4_20221025 | Lab Sample ID: 460-268165-7

Matrix: Solid | Lab File ID: 15F0016823.D

Analysis Method: 8151A | Date Collected: 10/25/2022 10:40

Extraction Method: 8151A | Date Extracted: 10/30/2022 09:31

Sample wt/vol: 30.03(g) | Date Analyzed: 10/31/2022 13:06

Con. Extract Vol.: 10(mL) | Dilution Factor: 1

Injection Volume: 1(uL) | GC Column: CLP-2 ID: 0.53(mm)

% Moisture: 11.4 % Solids: 88.6 | GPC Cleanup:(Y/N) N

Cleanup Factor:

Analysis Batch No.: 875156 | Units: mg/Kg

CAS NO.	COMPOUND NAME	RESULT	Q	RL	MDL
93-76-5	2,4,5-T	0.038	U	0.038	0.0080
94-75-7	2,4-D	0.038	U	0.038	0.014
93-72-1	Silvex (2,4,5-TP)	0.038	U	0.038	0.0039

CAS NO.	SURROGATE	%REC	Q	LIMITS
19719-28-9	2,4-Dichlorophenylacetic acid	109		27-150

LouBs
11/20/2025

FORM I
HERBICIDES ORGANICS ANALYSIS DATA SHEET

Lab Name: Eurofins Edison | Job No.: 460-268165-1

SDG No.:

Client Sample ID: IRM-FB-S-01_20221025 | Lab Sample ID: 460-268165-9

Matrix: Water | Lab File ID: 11F0015597.D

Analysis Method: 8151A | Date Collected: 10/25/2022 11:15

Extraction Method: 8151A | Date Extracted: 10/28/2022 11:22

Sample wt/vol: 250(mL) | Date Analyzed: 10/28/2022 19:17

Con. Extract Vol.: 3(mL) | Dilution Factor: 1

Injection Volume: 1(uL) | GC Column: CLP-2 ID: 0.53(mm)

% Moisture: % Solids: | GPC Cleanup:(Y/N) N

Cleanup Factor:

Analysis Batch No.: 874794 | Units: ug/L

CAS NO.	COMPOUND NAME	RESULT	Q	RL	MDL
93-76-5	2,4,5-T	1.2	~~U~~ U	1.2	0.12
94-75-7	2,4-D	1.2	U	1.2	0.13
93-72-1	Silvex (2,4,5-TP)	1.2	U	1.2	0.11

CAS NO.	SURROGATE	%REC	Q	LIMITS
19719-28-9	2,4-Dichlorophenylacetic acid	90		10-150

Lori Beno
1/20/2025

FORM I
HERBICIDES ORGANICS ANALYSIS DATA SHEET

Lab Name: Eurofins Edison Job No.: 460-268165-1

SDG No.:

Client Sample ID: IRM-EX-011_4_20221025 Lab Sample ID: 460-268165-12

Matrix: Solid Lab File ID: 15F0016824.D

Analysis Method: 8151A Date Collected: 10/25/2022 12:55

Extraction Method: 8151A Date Extracted: 10/30/2022 09:31

Sample wt/vol: 30.05(g) Date Analyzed: 10/31/2022 13:19

Con. Extract Vol.: 10(mL) Dilution Factor: 1

Injection Volume: 1(uL) GC Column: CLP-2 ID: 0.53(mm)

% Moisture: 7.0 % Solids: 93.0 GPC Cleanup:(Y/N) N

Cleanup Factor:

Analysis Batch No.: 875156 Units: mg/Kg

CAS NO.	COMPOUND NAME	RESULT	Q	RL	MDL
93-76-5	2,4,5-T	0.036	U	0.036	0.0076
94-75-7	2,4-D	0.036	U	0.036	0.013
93-72-1	Silvex (2,4,5-TP)	0.036	U	0.036	0.0037

CAS NO.	SURROGATE	%REC	Q	LIMITS
19719-28-9	2,4-Dichlorophenylacetic acid	105		27-150

JCL BS 1/20/2023

FORM I
HERBICIDES ORGANICS ANALYSIS DATA SHEET

Lab Name: Eurofins Edison | Job No.: 460-268165-1

SDG No.:

Client Sample ID: IRM-EX-012_4_20221025 | Lab Sample ID: 460-268165-13

Matrix: Solid | Lab File ID: 15F0016825.D

Analysis Method: 8151A | Date Collected: 10/25/2022 13:00

Extraction Method: 8151A | Date Extracted: 10/30/2022 09:31

Sample wt/vol: 30.06(g) | Date Analyzed: 10/31/2022 13:33

Con. Extract Vol.: 10(mL) | Dilution Factor: 1

Injection Volume: 1(uL) | GC Column: CLP-2 ID: 0.53(mm)

% Moisture: 6.4 % Solids: 93.6 | GPC Cleanup:(Y/N) N

Cleanup Factor:

Analysis Batch No.: 875156 | Units: mg/Kg

CAS NO.	COMPOUND NAME	RESULT	Q	RL	MDL
93-76-5	2,4,5-T	0.035	U	0.035	0.0075
94-75-7	2,4-D	0.035	U	0.035	0.013
93-72-1	Silvex (2,4,5-TP)	0.035	U	0.035	0.0037

CAS NO.	SURROGATE	%REC	Q	LIMITS
19719-28-9	2,4-Dichlorophenylacetic acid	119		27-150

11/20/2025

FORM I
HERBICIDES ORGANICS ANALYSIS DATA SHEET

Lab Name: Eurofins Edison | Job No.: 460-268165-1

SDG No.:

Client Sample ID: IRM-EX-015_4_20221025 | Lab Sample ID: 460-268165-16

Matrix: Solid | Lab File ID: 15F0016826.D

Analysis Method: 8151A | Date Collected: 10/25/2022 13:20

Extraction Method: 8151A | Date Extracted: 10/30/2022 09:31

Sample wt/vol: 30.03(g) | Date Analyzed: 10/31/2022 13:46

Con. Extract Vol.: 10(mL) | Dilution Factor: 1

Injection Volume: 1(uL) | GC Column: CLP-2 ID: 0.53(mm)

% Moisture: 6.8 % Solids: 93.2 | GPC Cleanup:(Y/N) N

Cleanup Factor:

Analysis Batch No.: 875156 | Units: mg/Kg

CAS NO.	COMPOUND NAME	RESULT	Q	RL	MDL
93-76-5	2,4,5-T	0.036	U	0.036	0.0076
94-75-7	2,4-D	0.036	U	0.036	0.013
93-72-1	Silvex (2,4,5-TP)	0.036	U	0.036	0.0037

CAS NO.	SURROGATE	%REC	Q	LIMITS
19719-28-9	2,4-Dichlorophenylacetic acid	104		27-150

Lori Bg
1/20/2023

FORM I
HERBICIDES ORGANICS ANALYSIS DATA SHEET

Lab Name: Eurofins Edison | Job No.: 460-268165-1

SDG No.:

Client Sample ID: IRM-EX-016_4_20221025 | Lab Sample ID: 460-268165-17

Matrix: Solid | Lab File ID: 15F0016827.D

Analysis Method: 8151A | Date Collected: 10/25/2022 13:25

Extraction Method: 8151A | Date Extracted: 10/30/2022 09:31

Sample wt/vol: 30.08(g) | Date Analyzed: 10/31/2022 14:00

Con. Extract Vol.: 10(mL) | Dilution Factor: 1

Injection Volume: 1(uL) | GC Column: CLP-2 ID: 0.53(mm)

% Moisture: 2.9 % Solids: 97.1 | GPC Cleanup:(Y/N) N

Cleanup Factor:

Analysis Batch No.: 875156 | Units: mg/Kg

CAS NO.	COMPOUND NAME	RESULT	Q	RL	MDL
93-76-5	2,4,5-T	0.034	U	0.034	0.0073
94-75-7	2,4-D	0.034	U	0.034	0.012
93-72-1	Silvex (2,4,5-TP)	0.034	U	0.034	0.0036

CAS NO.	SURROGATE	%REC	Q	LIMITS
19719-28-9	2,4-Dichlorophenylacetic acid	106		27-150

1/20/2023

FORM I
HERBICIDES ORGANICS ANALYSIS DATA SHEET

Lab Name: Eurofins Edison | Job No.: 460-268165-1

SDG No.:

Client Sample ID: IRM-EX-008_4_20221026 | Lab Sample ID: 460-268249-1

Matrix: Solid | Lab File ID: 15F0016793.D

Analysis Method: 8151A | Date Collected: 10/26/2022 07:50

Extraction Method: 8151A | Date Extracted: 10/29/2022 10:53

Sample wt/vol: 30.04(g) | Date Analyzed: 10/30/2022 23:24

Con. Extract Vol.: 10(mL) | Dilution Factor: 1

Injection Volume: 1(uL) | GC Column: CLP-2 ID: 0.53(mm)

% Moisture: 7.1 % Solids: 92.9 | GPC Cleanup:(Y/N) N

Cleanup Factor:

Analysis Batch No.: 875076 | Units: mg/Kg

CAS NO.	COMPOUND NAME	RESULT	Q	RL	MDL
93-76-5	2,4,5-T	0.036	U	0.036	0.0076
94-75-7	2,4-D	0.036	U	0.036	0.013
93-72-1	Silvex (2,4,5-TP)	0.036	U	0.036	0.0037

CAS NO.	SURROGATE	%REC	Q	LIMITS
19719-28-9	2,4-Dichlorophenylacetic acid	84		27-150

FORM I 8151A

1/20/2023

FORM I
HERBICIDES ORGANICS ANALYSIS DATA SHEET

Lab Name: Eurofins Edison Job No.: 460-268165-1

SDG No.:

Client Sample ID: IRM-EX-025_7.5_20221027 Lab Sample ID: 460-268322-2

Matrix: Solid Lab File ID: 15F0016837.D

Analysis Method: 8151A Date Collected: 10/27/2022 10:40

Extraction Method: 8151A Date Extracted: 10/30/2022 09:31

Sample wt/vol: 30.04(g) Date Analyzed: 10/31/2022 16:16

Con. Extract Vol.: 10(mL) Dilution Factor: 1

Injection Volume: 1(uL) GC Column: CLP-2 ID: 0.53(mm)

% Moisture: 5.9 % Solids: 94.1 GPC Cleanup:(Y/N) N

Cleanup Factor:

Analysis Batch No.: 875156 Units: mg/Kg

CAS NO.	COMPOUND NAME	RESULT	Q	RL	MDL
93-76-5	2,4,5-T	0.035	U	0.035	0.0075
94-75-7	2,4-D	0.035	U	0.035	0.013
93-72-1	Silvex (2,4,5-TP)	0.035	U	0.035	0.0037

CAS NO.	SURROGATE	%REC	Q	LIMITS
19719-28-9	2,4-Dichlorophenylacetic acid	73		27-150

FORM I 8151A

11/20/2022

FORM I
HERBICIDES ORGANICS ANALYSIS DATA SHEET

Lab Name: Eurofins Edison | Job No.: 460-268165-1

SDG No.:

Client Sample ID: IRM-EX-X02_20221027 | Lab Sample ID: 460-268322-3

Matrix: Solid IRM-EX-025_7.5_20221027 | Lab File ID: 15F0016838.D

Analysis Method: 8151A | Date Collected: 10/27/2022 10:50

Extraction Method: 8151A | Date Extracted: 10/30/2022 09:31

Sample wt/vol: 30.05(g) | Date Analyzed: 10/31/2022 16:30

Con. Extract Vol.: 10(mL) | Dilution Factor: 1

Injection Volume: 1(uL) | GC Column: CLP-2 ID: 0.53(mm)

% Moisture: 3.0 % Solids: 97.0 | GPC Cleanup:(Y/N) N

Cleanup Factor:

Analysis Batch No.: 875156 | Units: mg/Kg

CAS NO.	COMPOUND NAME	RESULT	Q	RL	MDL
93-76-5	2,4,5-T	0.034	U	0.034	0.0073
94-75-7	2,4-D	0.034	U	0.034	0.012
93-72-1	Silvex (2,4,5-TP)	0.034	U	0.034	0.0036

CAS NO.	SURROGATE	%REC	Q	LIMITS
19719-28-9	2,4-Dichlorophenylacetic acid	79		27-150

1/20/2025

FORM I
HERBICIDES ORGANICS ANALYSIS DATA SHEET

Lab Name: Eurofins Edison | Job No.: 460-268165-1

SDG No.:

Client Sample ID: IRM-FB-S-02_20221027 | Lab Sample ID: 460-268322-5

Matrix: Water | Lab File ID: 15F0016802.D

Analysis Method: 8151A | Date Collected: 10/27/2022 13:20

Extraction Method: 8151A | Date Extracted: 10/30/2022 09:45

Sample wt/vol: 250(mL) | Date Analyzed: 10/31/2022 08:03

Con. Extract Vol.: 3(mL) | Dilution Factor: 1

Injection Volume: 1(uL) | GC Column: CLP-2 ID: 0.53(mm)

% Moisture: % Solids: | GPC Cleanup:(Y/N) N

Cleanup Factor:

Analysis Batch No.: 875156 | Units: ug/L

CAS NO.	COMPOUND NAME	RESULT	Q	RL	MDL
93-76-5	2,4,5-T	1.2	U	1.2	0.12
94-75-7	2,4-D	1.2	U	1.2	0.13
93-72-1	Silvex (2,4,5-TP)	1.2	U	1.2	0.11

CAS NO.	SURROGATE	%REC	Q	LIMITS
19719-28-9	2,4-Dichlorophenylacetic acid	87		10-150

1/20/2023

FORM I
HERBICIDES ORGANICS ANALYSIS DATA SHEET

Lab Name: Eurofins Edison | Job No.: 460-268165-1

SDG No.:

Client Sample ID: IRM-EX-028_7.5_20221028 | Lab Sample ID: 460-268413-2

Matrix: Solid | Lab File ID: 15F0016875.D

Analysis Method: 8151A | Date Collected: 10/28/2022 08:40

Extraction Method: 8151A | Date Extracted: 11/02/2022 07:14

Sample wt/vol: 30.05(g) | Date Analyzed: 11/03/2022 07:25

Con. Extract Vol.: 10(mL) | Dilution Factor: 1

Injection Volume: 1(uL) | GC Column: CLP-2 ID: 0.53(mm)

% Moisture: 10.2 % Solids: 89.8 | GPC Cleanup:(Y/N) N

Cleanup Factor:

Analysis Batch No.: 875758 | Units: mg/Kg

CAS NO.	COMPOUND NAME	RESULT	Q	RL	MDL
93-76-5	2,4,5-T	0.037	U	0.037	0.0079
94-75-7	2,4-D	0.037	U	0.037	0.013
93-72-1	Silvex (2,4,5-TP)	0.037	U	0.037	0.0039

CAS NO.	SURROGATE	%REC	Q	LIMITS
19719-28-9	2,4-Dichlorophenylacetic acid	108		27-150

Lori Bz
11/20/2022

Appendix C
Data Summary Form I's
With Qualifications
PFAS

FORM I
PFAS ORGANICS ANALYSIS DATA SHEET

Lab Name: Eurofins Burlington | Job No.: 460-268205-1

SDG No.:

Client Sample ID: IRM-EX-003_3_20221025 | Lab Sample ID: 460-268205-1

Matrix: Solid | Lab File ID: PA221109A08.d

Analysis Method: 537 (modified) | Date Collected: 10/25/2022 08:40

Extraction Method: SHAKE | Date Extracted: 11/07/2022 08:32

Sample wt/vol: 5.15(g) | Date Analyzed: 11/09/2022 13:12

Con. Extract Vol.: 10(mL) | Dilution Factor: 1

Injection Volume: 20(uL) | GC Column: C-18 ID: 4.6(mm)

% Moisture: 7.5 % Solids: 92.5 | GPC Cleanup:(Y/N) N

Cleanup Factor:

Analysis Batch No.: 185617 | Units: ug/Kg

CAS NO.	COMPOUND NAME	RESULT	Q	RL	MDL
375-22-4	Perfluorobutanoic acid (PFBA)	0.52	U	0.52	0.35
2706-90-3	Perfluoropentanoic acid (PFPeA)	0.21	U	0.21	0.058
307-24-4	Perfluorohexanoic acid (PFHxA)	0.21	U	0.21	0.048
375-85-9	Perfluoroheptanoic acid (PFHpA)	0.21	U	0.21	0.041
335-67-1	Perfluorooctanoic acid (PFOA)	0.21	U	0.21	0.061
375-95-1	Perfluorononanoic acid (PFNA)	0.21	U	0.21	0.036
335-76-2	Perfluorodecanoic acid (PFDA)	0.21	U	0.21	0.029
2058-94-8	Perfluoroundecanoic acid (PFUnA)	0.21	U	0.21	0.028
307-55-1	Perfluorododecanoic acid (PFDoA)	0.21	U	0.21	0.026
72629-94-8	Perfluorotridecanoic acid (PFTriA)	0.21	U	0.21	0.026
376-06-7	Perfluorotetradecanoic acid (PFTeA)	0.21	U	0.21	0.027
375-73-5	Perfluorobutanesulfonic acid (PFBS)	0.21	U	0.21	0.035
355-46-4	Perfluorohexanesulfonic acid (PFHxS)	0.21	U	0.21	0.043
375-92-8	Perfluoroheptanesulfonic acid (PFHpS)	0.21	U	0.21	0.024
1763-23-1	Perfluorooctanesulfonic acid (PFOS)	0.27		0.21	0.12
335-77-3	Perfluorodecanesulfonic acid (PFDS)	0.21	U	0.21	0.020
754-91-6	Perfluorooctanesulfonamide (PFOSA)	0.21	U	0.21	0.036
2355-31-9	N-methylperfluorooctanesulfonamidoacetic acid (NMeFOSAA)	2.10	U	2.10	0.12
2991-50-6	N-ethylperfluorooctanesulfonamidoacetic acid (NEtFOSAA)	2.10	U	2.10	0.087
27619-97-2	1H,1H,2H,2H-perfluorooctanesulfonic acid (6:2)	2.10	U	2.10	0.060
39108-34-4	1H,1H,2H,2H-perfluorodecanesulfonic acid (8:2)	2.10	U	2.10	0.039

1/20/2023

FORM I
PFAS ORGANICS ANALYSIS DATA SHEET

Lab Name: Eurofins Burlington | Job No.: 460-268205-1

SDG No.:

Client Sample ID: IRM-EX-004_3_20221025 | Lab Sample ID: 460-268205-2

Matrix: Solid | Lab File ID: PA221109A09.d

Analysis Method: 537 (modified) | Date Collected: 10/25/2022 09:10

Extraction Method: SHAKE | Date Extracted: 11/07/2022 08:32

Sample wt/vol: 5.10(g) | Date Analyzed: 11/09/2022 13:20

Con. Extract Vol.: 10(mL) | Dilution Factor: 1

Injection Volume: 20(uL) | GC Column: C-18 ID: 4.6(mm)

% Moisture: 9.5 % Solids: 90.5 | GPC Cleanup:(Y/N) N

Cleanup Factor:

Analysis Batch No.: 185617 | Units: ug/Kg

CAS NO.	COMPOUND NAME	RESULT	Q	RL	MDL
375-22-4	Perfluorobutanoic acid (PFBA)	0.54	U	0.54	0.36
2706-90-3	Perfluoropentanoic acid (PFPeA)	0.22	U	0.22	0.060
307-24-4	Perfluorohexanoic acid (PFHxA)	0.22	U	0.22	0.050
375-85-9	Perfluoroheptanoic acid (PFHpA)	0.22	U	0.22	0.042
335-67-1	Perfluorooctanoic acid (PFOA)	0.22	U	0.22	0.063
375-95-1	Perfluorononanoic acid (PFNA)	0.22	U	0.22	0.037
335-76-2	Perfluorodecanoic acid (PFDA)	0.22	U	0.22	0.030
2058-94-8	Perfluoroundecanoic acid (PFUnA)	0.22	U	0.22	0.029
307-55-1	Perfluorododecanoic acid (PFDoA)	0.22	U	0.22	0.027
72629-94-8	Perfluorotridecanoic acid (PFTriA)	0.22	U	0.22	0.027
376-06-7	Perfluorotetradecanoic acid (PFTeA)	0.22	U	0.22	0.028
375-73-5	Perfluorobutanesulfonic acid (PFBS)	0.22	U	0.22	0.036
355-46-4	Perfluorohexanesulfonic acid (PFHxS)	0.22	U	0.22	0.044
375-92-8	Perfluoroheptanesulfonic acid (PFHpS)	0.22	U	0.22	0.025
1763-23-1	Perfluorooctanesulfonic acid (PFOS)	0.16	J	0.22	0.12
335-77-3	Perfluorodecanesulfonic acid (PFDS)	0.22	U	0.22	0.021
754-91-6	Perfluorooctanesulfonamide (PFOSA)	0.22	U	0.22	0.037
2355-31-9	N-methylperfluorooctanesulfonamidoacetic acid (NMeFOSAA)	2.17	U	2.17	0.12
2991-50-6	N-ethylperfluorooctanesulfonamidoacetic acid (NEtFOSAA)	2.17	U	2.17	0.090
27619-97-2	1H,1H,2H,2H-perfluorooctanesulfonic acid (6:2)	2.17	U	2.17	0.062
39108-34-4	1H,1H,2H,2H-perfluorodecanesulfonic acid (8:2)	2.17	U	2.17	0.040

1/20/2023

FORM I
PFAS ORGANICS ANALYSIS DATA SHEET

Lab Name: Eurofins Burlington Job No.: 460-268205-1

SDG No.:

Client Sample ID: IRM-EX-X01_20221025 Lab Sample ID: 460-268205-3

Matrix: Solid IRM-EX-0043_20221025 Lab File ID: PA221109A12.d

Analysis Method: 537 (modified) Date Collected: 10/25/2022 09:15

Extraction Method: SHAKE Date Extracted: 11/07/2022 08:32

Sample wt/vol: 5.03(g) Date Analyzed: 11/09/2022 13:44

Con. Extract Vol.: 10(mL) Dilution Factor: 1

Injection Volume: 20(uL) GC Column: C-18 ID: 4.6(mm)

% Moisture: 21.8 % Solids: 78.2 GPC Cleanup:(Y/N) N

Cleanup Factor:

Analysis Batch No.: 185617 Units: ug/Kg

CAS NO.	COMPOUND NAME	RESULT	Q	RL	MDL
375-22-4	Perfluorobutanoic acid (PFBA)	0.64	U	0.64	0.42
2706-90-3	Perfluoropentanoic acid (PFPeA)	0.25	U	0.25	0.070
307-24-4	Perfluorohexanoic acid (PFHxA)	0.25	U	0.25	0.058
375-85-9	Perfluoroheptanoic acid (PFHpA)	0.25	U	0.25	0.050
335-67-1	Perfluorooctanoic acid (PFOA)	0.25	U	0.25	0.074
375-95-1	Perfluorononanoic acid (PFNA)	0.25	U	0.25	0.043
335-76-2	Perfluorodecanoic acid (PFDA)	0.25	U	0.25	0.036
2058-94-8	Perfluoroundecanoic acid (PFUnA)	0.25	U	0.25	0.034
307-55-1	Perfluorododecanoic acid (PFDoA)	0.25	U	0.25	0.032
72629-94-8	Perfluorotridecanoic acid (PFTriA)	0.25	U	0.25	0.032
376-06-7	Perfluorotetradecanoic acid (PFTeA)	0.25	U	0.25	0.033
375-73-5	Perfluorobutanesulfonic acid (PFBS)	0.25	U	0.25	0.042
355-46-4	Perfluorohexanesulfonic acid (PFHxS)	0.25	U	0.25	0.052
375-92-8	Perfluoroheptanesulfonic acid (PFHpS)	0.25	U	0.25	0.029
1763-23-1	Perfluorooctanesulfonic acid (PFOS)	0.26		0.25	0.14
335-77-3	Perfluorodecanesulfonic acid (PFDS)	0.25	U	0.25	0.024
754-91-6	Perfluorooctanesulfonamide (PFOSA)	0.25	U	0.25	0.043
2355-31-9	N-methylperfluorooctanesulfonamidoacetic acid (NMeFOSAA)	2.54	U	2.54	0.14
2991-50-6	N-ethylperfluorooctanesulfonamidoacetic acid (NEtFOSAA)	2.54	U	2.54	0.11
27619-97-2	1H,1H,2H,2H-perfluorooctanesulfonic acid (6:2)	2.54	U	2.54	0.072
39108-34-4	1H,1H,2H,2H-perfluorodecanesulfonic acid (8:2)	2.54	U	2.54	0.047

FORM I 537 (modified)

Page 181 of 2377

11/11/2022

FORM I
PFAS ORGANICS ANALYSIS DATA SHEET

Lab Name: Eurofins Burlington Job No.: 460-268205-1

SDG No.:

Client Sample ID: IRM-EX-007_3_20221025 Lab Sample ID: 460-268205-4

Matrix: Solid Lab File ID: PA221109A13.d

Analysis Method: 537 (modified) Date Collected: 10/25/2022 10:40

Extraction Method: SHAKE Date Extracted: 11/07/2022 08:32

Sample wt/vol: 5.27(g) Date Analyzed: 11/09/2022 13:52

Con. Extract Vol.: 10(mL) Dilution Factor: 1

Injection Volume: 20(uL) GC Column: C-18 ID: 4.6(mm)

% Moisture: 20.4 % Solids: 79.6 GPC Cleanup:(Y/N) N

Cleanup Factor:

Analysis Batch No.: 185617 Units: ug/Kg

CAS NO.	COMPOUND NAME	RESULT	Q	RL	MDL
375-22-4	Perfluorobutanoic acid (PFBA)	0.60	U	0.60	0.39
2706-90-3	Perfluoropentanoic acid (PFPeA)	0.24	U	0.24	0.066
307-24-4	Perfluorohexanoic acid (PFHxA)	0.24	U	0.24	0.055
375-85-9	Perfluoroheptanoic acid (PFHpA)	0.24	U	0.24	0.046
335-67-1	Perfluorooctanoic acid (PFOA)	0.24	U	0.24	0.069
375-95-1	Perfluorononanoic acid (PFNA)	0.063	J	0.24	0.041
335-76-2	Perfluorodecanoic acid (PFDA)	0.041	J	0.24	0.033
2058-94-8	Perfluoroundecanoic acid (PFUnA)	0.24	U	0.24	0.032
307-55-1	Perfluorododecanoic acid (PFDoA)	0.24	U	0.24	0.030
72629-94-8	Perfluorotridecanoic acid (PFTriA)	0.24	U	0.24	0.030
376-06-7	Perfluorotetradecanoic acid (PFTeA)	0.24	U	0.24	0.031
375-73-5	Perfluorobutanesulfonic acid (PFBS)	0.24	U	0.24	0.039
355-46-4	Perfluorohexanesulfonic acid (PFHxS)	0.24	U	0.24	0.049
375-92-8	Perfluoroheptanesulfonic acid (PFHpS)	0.24	U	0.24	0.027
1763-23-1	Perfluorooctanesulfonic acid (PFOS)	0.62		0.24	0.13
335-77-3	Perfluorodecanesulfonic acid (PFDS)	0.24	U	0.24	0.023
754-91-6	Perfluorooctanesulfonamide (PFOSA)	0.24	U	0.24	0.041
2355-31-9	N-methylperfluorooctanesulfonamidoacetic acid (NMeFOSAA)	2.38	U	2.38	0.13
2991-50-6	N-ethylperfluorooctanesulfonamidoacetic acid (NEtFOSAA)	2.38	U	2.38	0.099
27619-97-2	1H,1H,2H,2H-perfluorooctanesulfonic acid (6:2)	2.38	U	2.38	0.068
39108-34-4	1H,1H,2H,2H-perfluorodecanesulfonic acid (8:2)	2.38	U	2.38	0.044

Joel Berg
11/20/2022

FORM I
PFAS ORGANICS ANALYSIS DATA SHEET

Lab Name: Eurofins Burlington Job No.: 460-268205-1

SDG No.:

Client Sample ID: IRM-FB-S-01_20221025 Lab Sample ID: 460-268205-5

Matrix: Water Lab File ID: PA221104A33.d

Analysis Method: 537 (modified) Date Collected: 10/25/2022 11:15

Extraction Method: 3535 Date Extracted: 11/03/2022 12:35

Sample wt/vol: 308(mL) Date Analyzed: 11/04/2022 16:27

Con. Extract Vol.: 10(mL) Dilution Factor: 1

Injection Volume: 20(uL) GC Column: C-18 ID: 4.6(mm)

% Moisture: % Solids: GPC Cleanup:(Y/N) N

Cleanup Factor:

Analysis Batch No.: 185450 Units: ng/L

CAS NO.	COMPOUND NAME	RESULT	Q	RL	MDL
375-22-4	Perfluorobutanoic acid (PFBA)	4.06	U	4.06	0.97
2706-90-3	Perfluoropentanoic acid (PFPeA)	1.62	U	1.62	0.55
307-24-4	Perfluorohexanoic acid (PFHxA)	1.62	U	1.62	0.53
375-85-9	Perfluoroheptanoic acid (PFHpA)	1.62	U	1.62	0.44
335-67-1	Perfluorooctanoic acid (PFOA)	1.62	U	1.62	0.62
375-95-1	Perfluorononanoic acid (PFNA)	1.62	U	1.62	0.40
335-76-2	Perfluorodecanoic acid (PFDA)	1.62	U	1.62	0.37
2058-94-8	Perfluoroundecanoic acid (PFUnA)	1.62	U	1.62	0.45
307-55-1	Perfluorododecanoic acid (PFDoA)	1.62	U	1.62	0.40
72629-94-8	Perfluorotridecanoic acid (PFTriA)	1.62	U	1.62	0.39
376-06-7	Perfluorotetradecanoic acid (PFTeA)	1.62	U	1.62	0.52
375-73-5	Perfluorobutanesulfonic acid (PFBS)	1.62	U	1.62	0.50
355-46-4	Perfluorohexanesulfonic acid (PFHxS)	1.62	U	1.62	0.45
375-92-8	Perfluoroheptanesulfonic acid (PFHpS)	1.62	U	1.62	0.33
1763-23-1	Perfluorooctanesulfonic acid (PFOS)	1.62	U	1.62	0.69
335-77-3	Perfluorodecanesulfonic acid (PFDS)	1.62	U	1.62	0.32
754-91-6	Perfluorooctanesulfonamide (PFOSA)	1.62	U	1.62	0.75
2355-31-9	N-methylperfluorooctanesulfonamidoacetic acid (NMeFOSAA)	4.06	U	4.06	1.54
2991-50-6	N-ethylperfluorooctanesulfonamidoacetic acid (NEtFOSAA)	4.06	U	4.06	1.30
27619-97-2	1H,1H,2H,2H-perfluorooctanesulfonic acid (6:2)	4.06	U	4.06	1.06
39108-34-4	1H,1H,2H,2H-perfluorodecanesulfonic acid (8:2)	1.62	U	1.62	0.63

FORM I 537 (modified)

1/20/2023

FORM I
PFAS ORGANICS ANALYSIS DATA SHEET

Lab Name: Eurofins Burlington | Job No.: 460-268205-1

SDG No.:

Client Sample ID: IRM-EX-008_4_20221026 | Lab Sample ID: 460-268244-1

Matrix: Solid | Lab File ID: PA221109A15.d

Analysis Method: 537 (modified) | Date Collected: 10/26/2022 08:45

Extraction Method: SHAKE | Date Extracted: 11/07/2022 08:32

Sample wt/vol: 5.16(g) | Date Analyzed: 11/09/2022 14:09

Con. Extract Vol.: 10(mL) | Dilution Factor: 1

Injection Volume: 20(uL) | GC Column: C-18 ID: 4.6(mm)

% Moisture: 8.0 % Solids: 92.0 | GPC Cleanup:(Y/N) N

Cleanup Factor:

Analysis Batch No.: 185617 | Units: ug/Kg

CAS NO.	COMPOUND NAME	RESULT	Q	RL	MDL
375-22-4	Perfluorobutanoic acid (PFBA)	0.53	U	0.53	0.35
2706-90-3	Perfluoropentanoic acid (PFPeA)	0.21	U	0.21	0.058
307-24-4	Perfluorohexanoic acid (PFHxA)	0.21	U	0.21	0.048
375-85-9	Perfluoroheptanoic acid (PFHpA)	0.054	J	0.21	0.041
335-67-1	Perfluorooctanoic acid (PFOA)	0.12	J	0.21	0.061
375-95-1	Perfluorononanoic acid (PFNA)	0.21	U	0.21	0.036
335-76-2	Perfluorodecanoic acid (PFDA)	0.21	U	0.21	0.030
2058-94-8	Perfluoroundecanoic acid (PFUnA)	0.21	U	0.21	0.028
307-55-1	Perfluorododecanoic acid (PFDoA)	0.21	U	0.21	0.026
72629-94-8	Perfluorotridecanoic acid (PFTriA)	0.21	U	0.21	0.026
376-06-7	Perfluorotetradecanoic acid (PFTeA)	0.21	U	0.21	0.027
375-73-5	Perfluorobutanesulfonic acid (PFBS)	0.21	U	0.21	0.035
355-46-4	Perfluorohexanesulfonic acid (PFHxS)	0.21	U	0.21	0.043
375-92-8	Perfluoroheptanesulfonic acid (PFHpS)	0.21	U	0.21	0.024
1763-23-1	Perfluorooctanesulfonic acid (PFOS)	0.21	U	0.21	0.12
335-77-3	Perfluorodecanesulfonic acid (PFDS)	0.21	U	0.21	0.020
754-91-6	Perfluorooctanesulfonamide (PFOSA)	0.21	U	0.21	0.036
2355-31-9	N-methylperfluorooctanesulfonamidoacetic acid (NMeFOSAA)	2.11	U	2.11	0.12
2991-50-6	N-ethylperfluorooctanesulfonamidoacetic acid (NEtFOSAA)	2.11	U	2.11	0.087
27619-97-2	1H,1H,2H,2H-perfluorooctanesulfonic acid (6:2)	2.11	U	2.11	0.060
39108-34-4	1H,1H,2H,2H-perfluorodecanesulfonic acid (8:2)	2.11	U	2.11	0.039

FORM I 537 (modified)

11/20/2015

FORM I
PFAS ORGANICS ANALYSIS DATA SHEET

Lab Name: Eurofins Burlington | Job No.: 460-268205-1

SDG No.:

Client Sample ID: IRM-EX-011_4_20221026 | Lab Sample ID: 460-268244-2

Matrix: Solid | Lab File ID: PA221109A16.d

Analysis Method: 537 (modified) | Date Collected: 10/26/2022 08:50

Extraction Method: SHAKE | Date Extracted: 11/07/2022 08:32

Sample wt/vol: 5.09(g) | Date Analyzed: 11/09/2022 14:17

Con. Extract Vol.: 10(mL) | Dilution Factor: 1

Injection Volume: 20(uL) | GC Column: C-18 ID: 4.6(mm)

% Moisture: 24.7 % Solids: 75.3 | GPC Cleanup:(Y/N) N

Cleanup Factor:

Analysis Batch No.: 185617 | Units: ug/Kg

CAS NO.	COMPOUND NAME	RESULT	Q	RL	MDL
375-22-4	Perfluorobutanoic acid (PFBA)	0.65	U	0.65	0.43
2706-90-3	Perfluoropentanoic acid (PFPeA)	0.26	U	0.26	0.072
307-24-4	Perfluorohexanoic acid (PFHxA)	0.26	U	0.26	0.060
375-85-9	Perfluoroheptanoic acid (PFHpA)	0.26	U	0.26	0.051
335-67-1	Perfluorooctanoic acid (PFOA)	0.26	U	0.26	0.076
375-95-1	Perfluorononanoic acid (PFNA)	0.26	U	0.26	0.044
335-76-2	Perfluorodecanoic acid (PFDA)	0.26	U	0.26	0.037
2058-94-8	Perfluoroundecanoic acid (PFUnA)	0.26	U	0.26	0.035
307-55-1	Perfluorododecanoic acid (PFDoA)	0.26	U	0.26	0.033
72629-94-8	Perfluorotridecanoic acid (PFTriA)	0.26	U	0.26	0.033
376-06-7	Perfluorotetradecanoic acid (PFTeA)	0.26	U	0.26	0.034
375-73-5	Perfluorobutanesulfonic acid (PFBS)	0.26	U	0.26	0.043
355-46-4	Perfluorohexanesulfonic acid (PFHxS)	0.26	U	0.26	0.054
375-92-8	Perfluoroheptanesulfonic acid (PFHpS)	0.26	U	0.26	0.030
1763-23-1	Perfluorooctanesulfonic acid (PFOS)	0.26	U	0.26	0.14
335-77-3	Perfluorodecanesulfonic acid (PFDS)	0.26	U	0.26	0.025
754-91-6	Perfluorooctanesulfonamide (PFOSA)	0.26	U	0.26	0.044
2355-31-9	N-methylperfluorooctanesulfonamidoacetic acid (NMeFOSAA)	2.61	U	2.61	0.14
2991-50-6	N-ethylperfluorooctanesulfonamidoacetic acid (NEtFOSAA)	2.61	U	2.61	0.11
27619-97-2	1H,1H,2H,2H-perfluorooctanesulfonic acid (6:2)	2.61	U	2.61	0.074
39108-34-4	1H,1H,2H,2H-perfluorodecanesulfonic acid (8:2)	2.61	U	2.61	0.048

FORM I 537 (modified)

11/11/2022

FORM I
PFAS ORGANICS ANALYSIS DATA SHEET

Lab Name: Eurofins Burlington | Job No.: 460-268205-1

SDG No.:

Client Sample ID: IRM-EX-012_4_20221026 | Lab Sample ID: 460-268244-3

Matrix: Solid | Lab File ID: PA221109A17.d

Analysis Method: 537 (modified) | Date Collected: 10/26/2022 08:55

Extraction Method: SHAKE | Date Extracted: 11/07/2022 08:32

Sample wt/vol: 5.06(g) | Date Analyzed: 11/09/2022 14:25

Con. Extract Vol.: 10(mL) | Dilution Factor: 1

Injection Volume: 20(uL) | GC Column: C-18 ID: 4.6(mm)

% Moisture: 18.9 % Solids: 81.1 | GPC Cleanup:(Y/N) N

Cleanup Factor:

Analysis Batch No.: 185617 | Units: ug/Kg

CAS NO.	COMPOUND NAME	RESULT	Q	RL	MDL
375-22-4	Perfluorobutanoic acid (PFBA)	0.61	U	0.61	0.40
2706-90-3	Perfluoropentanoic acid (PFPeA)	0.24	U	0.24	0.067
307-24-4	Perfluorohexanoic acid (PFHxA)	0.24	U	0.24	0.056
375-85-9	Perfluoroheptanoic acid (PFHpA)	0.24	U	0.24	0.048
335-67-1	Perfluorooctanoic acid (PFOA)	0.24	U	0.24	0.071
375-95-1	Perfluorononanoic acid (PFNA)	0.24	U	0.24	0.041
335-76-2	Perfluorodecanoic acid (PFDA)	0.24	U	0.24	0.034
2058-94-8	Perfluoroundecanoic acid (PFUnA)	0.24	U	0.24	0.033
307-55-1	Perfluorododecanoic acid (PFDoA)	0.24	U	0.24	0.030
72629-94-8	Perfluorotridecanoic acid (PFTriA)	0.24	U	0.24	0.030
376-06-7	Perfluorotetradecanoic acid (PFTeA)	0.24	U	0.24	0.032
375-73-5	Perfluorobutanesulfonic acid (PFBS)	0.24	U	0.24	0.040
355-46-4	Perfluorohexanesulfonic acid (PFHxS)	0.24	U	0.24	0.050
375-92-8	Perfluoroheptanesulfonic acid (PFHpS)	0.24	U	0.24	0.028
1763-23-1	Perfluorooctanesulfonic acid (PFOS)	0.58		0.24	0.13
335-77-3	Perfluorodecanesulfonic acid (PFDS)	0.24	U	0.24	0.023
754-91-6	Perfluorooctanesulfonamide (PFOSA)	0.24	U	0.24	0.041
2355-31-9	N-methylperfluorooctanesulfonamidoacetic acid (NMeFOSAA)	2.44	U	2.44	0.13
2991-50-6	N-ethylperfluorooctanesulfonamidoacetic acid (NEtFOSAA)	2.44	U	2.44	0.10
27619-97-2	1H,1H,2H,2H-perfluorooctanesulfonic acid (6:2)	2.44	U	2.44	0.069
39108-34-4	1H,1H,2H,2H-perfluorodecanesulfonic acid (8:2)	2.44	U	2.44	0.045

FORM I 537 (modified)

11/11/2022

FORM I
PFAS ORGANICS ANALYSIS DATA SHEET

Lab Name: Eurofins Burlington Job No.: 460-268205-1

SDG No.:

Client Sample ID: IRM-EX-015_4_20221026 Lab Sample ID: 460-268244-4

Matrix: Solid Lab File ID: PA221109A18.d

Analysis Method: 537 (modified) Date Collected: 10/26/2022 09:00

Extraction Method: SHAKE Date Extracted: 11/07/2022 08:32

Sample wt/vol: 5.06(g) Date Analyzed: 11/09/2022 14:33

Con. Extract Vol.: 10(mL) Dilution Factor: 1

Injection Volume: 20(uL) GC Column: C-18 ID: 4.6(mm)

% Moisture: 20.3 % Solids: 79.7 GPC Cleanup:(Y/N) N

Cleanup Factor:

Analysis Batch No.: 185617 Units: ug/Kg

CAS NO.	COMPOUND NAME	RESULT	Q	RL	MDL
375-22-4	Perfluorobutanoic acid (PFBA)	0.62	U	0.62	0.41
2706-90-3	Perfluoropentanoic acid (PFPeA)	0.25	U	0.25	0.068
307-24-4	Perfluorohexanoic acid (PFHxA)	0.25	U	0.25	0.057
375-85-9	Perfluoroheptanoic acid (PFHpA)	0.25	U	0.25	0.048
335-67-1	Perfluorooctanoic acid (PFOA)	0.25	U	0.25	0.072
375-95-1	Perfluorononanoic acid (PFNA)	0.25	U	0.25	0.042
335-76-2	Perfluorodecanoic acid (PFDA)	0.25	U	0.25	0.035
2058-94-8	Perfluoroundecanoic acid (PFUnA)	0.25	U	0.25	0.033
307-55-1	Perfluorododecanoic acid (PFDoA)	0.25	U	0.25	0.031
72629-94-8	Perfluorotridecanoic acid (PFTriA)	0.25	U	0.25	0.031
376-06-7	Perfluorotetradecanoic acid (PFTeA)	0.25	U	0.25	0.032
375-73-5	Perfluorobutanesulfonic acid (PFBS)	0.25	U	0.25	0.041
355-46-4	Perfluorohexanesulfonic acid (PFHxS)	0.25	U	0.25	0.051
375-92-8	Perfluoroheptanesulfonic acid (PFHpS)	0.25	U	0.25	0.029
1763-23-1	Perfluorooctanesulfonic acid (PFOS)	0.18	J	0.25	0.14
335-77-3	Perfluorodecanesulfonic acid (PFDS)	0.25	U	0.25	0.024
754-91-6	Perfluorooctanesulfonamide (PFOSA)	0.25	U	0.25	0.042
2355-31-9	N-methylperfluorooctanesulfonamidoacetic acid (NMeFOSAA)	2.48	U	2.48	0.14
2991-50-6	N-ethylperfluorooctanesulfonamidoacetic acid (NEtFOSAA)	2.48	U	2.48	0.10
27619-97-2	1H,1H,2H,2H-perfluorooctanesulfonic acid (6:2)	2.48	U	2.48	0.071
39108-34-4	1H,1H,2H,2H-perfluorodecanesulfonic acid (8:2)	2.48	U	2.48	0.046

FORM I 537 (modified)

1/20/2023

11/11/2022

FORM I
PFAS ORGANICS ANALYSIS DATA SHEET

Lab Name: Eurofins Burlington | Job No.: 460-268205-1

SDG No.:

Client Sample ID: IRM-EX-016_4_20221026 | Lab Sample ID: 460-268244-5

Matrix: Solid | Lab File ID: PA221109A19.d

Analysis Method: 537 (modified) | Date Collected: 10/26/2022 09:05

Extraction Method: SHAKE | Date Extracted: 11/07/2022 08:32

Sample wt/vol: 5.10(g) | Date Analyzed: 11/09/2022 14:41

Con. Extract Vol.: 10(mL) | Dilution Factor: 1

Injection Volume: 20(uL) | GC Column: C-18 ID: 4.6(mm)

% Moisture: 22.1 % Solids: 77.9 | GPC Cleanup:(Y/N) N

Cleanup Factor:

Analysis Batch No.: 185617 | Units: ug/Kg

CAS NO.	COMPOUND NAME	RESULT	Q	RL	MDL
375-22-4	Perfluorobutanoic acid (PFBA)	0.63	U	0.63	0.42
2706-90-3	Perfluoropentanoic acid (PFPeA)	0.25	U	0.25	0.069
307-24-4	Perfluorohexanoic acid (PFHxA)	0.25	U	0.25	0.058
375-85-9	Perfluoroheptanoic acid (PFHpA)	0.25	U	0.25	0.049
335-67-1	Perfluorooctanoic acid (PFOA)	0.078	J	0.25	0.073
375-95-1	Perfluorononanoic acid (PFNA)	0.25	U	0.25	0.043
335-76-2	Perfluorodecanoic acid (PFDA)	0.25	U	0.25	0.035
2058-94-8	Perfluoroundecanoic acid (PFUnA)	0.25	U	0.25	0.034
307-55-1	Perfluorododecanoic acid (PFDoA)	0.25	U	0.25	0.031
72629-94-8	Perfluorotridecanoic acid (PFTriA)	0.25	U	0.25	0.031
376-06-7	Perfluorotetradecanoic acid (PFTeA)	0.25	U	0.25	0.033
375-73-5	Perfluorobutanesulfonic acid (PFBS)	0.25	U	0.25	0.042
355-46-4	Perfluorohexanesulfonic acid (PFHxS)	0.25	U	0.25	0.052
375-92-8	Perfluoroheptanesulfonic acid (PFHpS)	0.25	U	0.25	0.029
1763-23-1	Perfluorooctanesulfonic acid (PFOS)	0.38		0.25	0.14
335-77-3	Perfluorodecanesulfonic acid (PFDS)	0.25	U	0.25	0.024
754-91-6	Perfluorooctanesulfonamide (PFOSA)	0.25	U	0.25	0.043
2355-31-9	N-methylperfluorooctanesulfonamidoacetic acid (NMeFOSAA)	2.52	U	2.52	0.14
2991-50-6	N-ethylperfluorooctanesulfonamidoacetic acid (NEtFOSAA)	2.52	U	2.52	0.10
27619-97-2	1H,1H,2H,2H-perfluorooctanesulfonic acid (6:2)	2.52	U	2.52	0.072
39108-34-4	1H,1H,2H,2H-perfluorodecanesulfonic acid (8:2)	2.52	U	2.52	0.047

FORM I 537 (modified)

1/20/2023

FORM I
PFAS ORGANICS ANALYSIS DATA SHEET

Lab Name: Eurofins Burlington Job No.: 460-268205-1

SDG No.:

Client Sample ID: IRM-EX-025_7.5_20221027 Lab Sample ID: 460-268359-1

Matrix: Solid Lab File ID: PA221109B09.d

Analysis Method: 537 (modified) Date Collected: 10/27/2022 10:40

Extraction Method: SHAKE Date Extracted: 11/08/2022 08:54

Sample wt/vol: 5.21(g) Date Analyzed: 11/09/2022 17:17

Con. Extract Vol.: 10(mL) Dilution Factor: 1

Injection Volume: 20(uL) GC Column: C-18 ID: 4.6(mm)

% Moisture: 9.5 % Solids: 90.5 GPC Cleanup:(Y/N) N

Cleanup Factor:

Analysis Batch No.: 185619 Units: ug/Kg

CAS NO.	COMPOUND NAME	RESULT	Q	RL	MDL
375-22-4	Perfluorobutanoic acid (PFBA)	0.53	U	0.53	0.35
2706-90-3	Perfluoropentanoic acid (PFPeA)	0.15	J	0.21	0.058
307-24-4	Perfluorohexanoic acid (PFHxA)	0.15	J	0.21	0.049
375-85-9	Perfluoroheptanoic acid (PFHpA)	0.13	J	0.21	0.041
335-67-1	Perfluorooctanoic acid (PFOA)	0.34		0.21	0.062
375-95-1	Perfluorononanoic acid (PFNA)	0.11	J	0.21	0.036
335-76-2	Perfluorodecanoic acid (PFDA)	0.15	J	0.21	0.030
2058-94-8	Perfluoroundecanoic acid (PFUnA)	0.046	J	0.21	0.029
307-55-1	Perfluorododecanoic acid (PFDoA)	0.075	J	0.21	0.027
72629-94-8	Perfluorotridecanoic acid (PFTriA)	0.21	U	0.21	0.027
376-06-7	Perfluorotetradecanoic acid (PFTeA)	0.030	J	0.21	0.028
375-73-5	Perfluorobutanesulfonic acid (PFBS)	0.21	U	0.21	0.035
355-46-4	Perfluorohexanesulfonic acid (PFHxS)	0.065	J	0.21	0.043
375-92-8	Perfluoroheptanesulfonic acid (PFHpS)	0.21	U	0.21	0.024
1763-23-1	Perfluorooctanesulfonic acid (PFOS)	1.12		0.21	0.12
335-77-3	Perfluorodecanesulfonic acid (PFDS)	0.044	J	0.21	0.020
754-91-6	Perfluorooctanesulfonamide (PFOSA)	0.21	U	0.21	0.036
2355-31-9	N-methylperfluorooctanesulfonamidoacetic acid (NMeFOSAA)	2.12	U	2.12	0.12
2991-50-6	N-ethylperfluorooctanesulfonamidoacetic acid (NEtFOSAA)	2.12	U	2.12	0.088
27619-97-2	1H,1H,2H,2H-perfluorooctanesulfonic acid (6:2)	2.12	U	2.12	0.060
39108-34-4	1H,1H,2H,2H-perfluorodecanesulfonic acid (8:2)	2.12	U	2.12	0.039

1/20/2023

FORM I
PFAS ORGANICS ANALYSIS DATA SHEET

Lab Name: Eurofins Burlington Job No.: 460-268205-1

SDG No.:

Client Sample ID: IRM-EX-X02_20221027 Lab Sample ID: 460-268359-2

Matrix: Solid IRM-EX-025_7.5_20221027 Lab File ID: PA221109B12.d

Analysis Method: 537 (modified) Date Collected: 10/27/2022 10:50

Extraction Method: SHAKE Date Extracted: 11/08/2022 08:54

Sample wt/vol: 5.14(g) Date Analyzed: 11/09/2022 17:41

Con. Extract Vol.: 10(mL) Dilution Factor: 1

Injection Volume: 20(uL) GC Column: C-18 ID: 4.6(mm)

% Moisture: 22.3 % Solids: 77.7 GPC Cleanup:(Y/N) N

Cleanup Factor:

Analysis Batch No.: 185619 Units: ug/Kg

CAS NO.	COMPOUND NAME	RESULT	Q	RL	MDL
375-22-4	Perfluorobutanoic acid (PFBA)	0.63	U	0.63	0.41
2706-90-3	Perfluoropentanoic acid (PFPeA)	0.11	J	0.25	0.069
307-24-4	Perfluorohexanoic acid (PFHxA)	0.11	J	0.25	0.058
375-85-9	Perfluoroheptanoic acid (PFHpA)	0.089	J	0.25	0.049
335-67-1	Perfluorooctanoic acid (PFOA)	0.25		0.25	0.073
375-95-1	Perfluorononanoic acid (PFNA)	0.091	J	0.25	0.043
335-76-2	Perfluorodecanoic acid (PFDA)	0.14	J	0.25	0.035
2058-94-8	Perfluoroundecanoic acid (PFUnA)	0.052	J	0.25	0.034
307-55-1	Perfluorododecanoic acid (PFDoA)	0.087	J	0.25	0.031
72629-94-8	Perfluorotridecanoic acid (PFTriA)	0.25	U	0.25	0.031
376-06-7	Perfluorotetradecanoic acid (PFTeA)	0.038	J	0.25	0.033
375-73-5	Perfluorobutanesulfonic acid (PFBS)	0.25	U	0.25	0.041
355-46-4	Perfluorohexanesulfonic acid (PFHxS)	0.25	U	0.25	0.051
375-92-8	Perfluoroheptanesulfonic acid (PFHpS)	0.25	U	0.25	0.029
1763-23-1	Perfluorooctanesulfonic acid (PFOS)	0.84		0.25	0.14
335-77-3	Perfluorodecanesulfonic acid (PFDS)	0.046	J	0.25	0.024
754-91-6	Perfluorooctanesulfonamide (PFOSA)	0.25	U	0.25	0.043
2355-31-9	N-methylperfluorooctanesulfonamidoacetic acid (NMeFOSAA)	2.51	U	2.51	0.14
2991-50-6	N-ethylperfluorooctanesulfonamidoacetic acid (NEtFOSAA)	2.51	U	2.51	0.10
27619-97-2	1H,1H,2H,2H-perfluorooctanesulfonic acid (6:2)	2.51	U	2.51	0.071
39108-34-4	1H,1H,2H,2H-perfluorodecanesulfonic acid (8:2)	2.51	U	2.51	0.046

FORM I 537 (modified)

1/20/2025

11/11/2022

FORM I
PFAS ORGANICS ANALYSIS DATA SHEET

Lab Name: Eurofins Burlington Job No.: 460-268205-1

SDG No.:

Client Sample ID: IRM-FB-S-02_20221027 Lab Sample ID: 460-268359-3

Matrix: Water Lab File ID: PA221109C18.d

Analysis Method: 537 (modified) Date Collected: 10/27/2022 13:20

Extraction Method: 3535 Date Extracted: 11/09/2022 08:10

Sample wt/vol: 305.5(mL) Date Analyzed: 11/09/2022 20:41

Con. Extract Vol.: 10(mL) Dilution Factor: 1

Injection Volume: 20(uL) GC Column: C-18 ID: 4.6(mm)

% Moisture: % Solids: GPC Cleanup:(Y/N) N

Cleanup Factor:

Analysis Batch No.: 185631 Units: ng/L

CAS NO.	COMPOUND NAME	RESULT	Q	RL	MDL
375-22-4	Perfluorobutanoic acid (PFBA)	4.09	U	4.09	0.98
2706-90-3	Perfluoropentanoic acid (PFPeA)	1.64	U	1.64	0.56
307-24-4	Perfluorohexanoic acid (PFHxA)	1.64	U	1.64	0.53
375-85-9	Perfluoroheptanoic acid (PFHpA)	1.64	U	1.64	0.44
335-67-1	Perfluorooctanoic acid (PFOA)	1.64	U	1.64	0.62
375-95-1	Perfluorononanoic acid (PFNA)	1.64	U	1.64	0.40
335-76-2	Perfluorodecanoic acid (PFDA)	1.64	U	1.64	0.38
2058-94-8	Perfluoroundecanoic acid (PFUnA)	1.64	U	1.64	0.45
307-55-1	Perfluorododecanoic acid (PFDoA)	1.64	U	1.64	0.40
72629-94-8	Perfluorotridecanoic acid (PFTriA)	1.64	U	1.64	0.39
376-06-7	Perfluorotetradecanoic acid (PFTeA)	1.64	U	1.64	0.52
375-73-5	Perfluorobutanesulfonic acid (PFBS)	1.64	U	1.64	0.51
355-46-4	Perfluorohexanesulfonic acid (PFHxS)	1.64	U	1.64	0.45
375-92-8	Perfluoroheptanesulfonic acid (PFHpS)	1.64	U	1.64	0.34
1763-23-1	Perfluorooctanesulfonic acid (PFOS)	1.64	U	1.64	0.70
335-77-3	Perfluorodecanesulfonic acid (PFDS)	1.64	U	1.64	0.33
754-91-6	Perfluorooctanesulfonamide (PFOSA)	1.64	U	1.64	0.75
2355-31-9	N-methylperfluorooctanesulfonamidoacetic acid (NMeFOSAA)	4.09	U	4.09	1.55
2991-50-6	N-ethylperfluorooctanesulfonamidoacetic acid (NEtFOSAA)	4.09	U	4.09	1.31
27619-97-2	1H,1H,2H,2H-perfluorooctanesulfonic acid (6:2)	4.09	U	4.09	1.06
39108-34-4	1H,1H,2H,2H-perfluorodecanesulfonic acid (8:2)	1.64	U	1.64	0.63

1/20/2022

FORM I
PFAS ORGANICS ANALYSIS DATA SHEET

Lab Name: Eurofins Burlington Job No.: 460-268205-1

SDG No.:

Client Sample ID: IRM-EX-028_7.5_20221028 Lab Sample ID: 460-268512-1

Matrix: Solid Lab File ID: PA221109B13.d

Analysis Method: 537 (modified) Date Collected: 10/28/2022 08:40

Extraction Method: SHAKE Date Extracted: 11/08/2022 08:54

Sample wt/vol: 5.20(g) Date Analyzed: 11/09/2022 17:50

Con. Extract Vol.: 10(mL) Dilution Factor: 1

Injection Volume: 20(uL) GC Column: C-18 ID: 4.6(mm)

% Moisture: 15.8 % Solids: 84.2 GPC Cleanup:(Y/N) N

Cleanup Factor:

Analysis Batch No.: 185619 Units: ug/Kg

CAS NO.	COMPOUND NAME	RESULT	Q	RL	MDL
375-22-4	Perfluorobutanoic acid (PFBA)	0.57	U	0.57	0.38
2706-90-3	Perfluoropentanoic acid (PFPeA)	0.23	U	0.23	0.063
307-24-4	Perfluorohexanoic acid (PFHxA)	0.23	U	0.23	0.053
375-85-9	Perfluoroheptanoic acid (PFHpA)	0.23	U	0.23	0.045
335-67-1	Perfluorooctanoic acid (PFOA)	0.23	U	0.23	0.066
375-95-1	Perfluorononanoic acid (PFNA)	0.23	U	0.23	0.039
335-76-2	Perfluorodecanoic acid (PFDA)	0.055	J	0.23	0.032
2058-94-8	Perfluoroundecanoic acid (PFUnA)	0.035	J	0.23	0.031
307-55-1	Perfluorododecanoic acid (PFDoA)	0.23	U	0.23	0.029
72629-94-8	Perfluorotridecanoic acid (PFTriA)	0.23	U	0.23	0.029
376-06-7	Perfluorotetradecanoic acid (PFTeA)	0.23	U	0.23	0.030
375-73-5	Perfluorobutanesulfonic acid (PFBS)	0.23	U	0.23	0.038
355-46-4	Perfluorohexanesulfonic acid (PFHxS)	0.23	U	0.23	0.047
375-92-8	Perfluoroheptanesulfonic acid (PFHpS)	0.23	U	0.23	0.026
1763-23-1	Perfluorooctanesulfonic acid (PFOS)	0.19	J	0.23	0.13
335-77-3	Perfluorodecanesulfonic acid (PFDS)	0.092	J	0.23	0.022
754-91-6	Perfluorooctanesulfonamide (PFOSA)	0.23	U	0.23	0.039
2355-31-9	N-methylperfluorooctanesulfonamidoacetic acid (NMeFOSAA)	2.29	U	2.29	0.13
2991-50-6	N-ethylperfluorooctanesulfonamidoacetic acid (NEtFOSAA)	2.29	U	2.29	0.095
27619-97-2	1H,1H,2H,2H-perfluorooctanesulfonic acid (6:2)	2.29	U	2.29	0.065
39108-34-4	1H,1H,2H,2H-perfluorodecanesulfonic acid (8:2)	2.29	U	2.29	0.042

11/20/2015

Appendix C
Data Summary Form I's
With Qualifications
METALS

1A-IN
INORGANIC ANALYSIS DATA SHEET
METALS

Client Sample ID: IRM-EX-003_3_20221025 Lab Sample ID: 460-268165-3

Lab Name: Eurofins Edison Job No.: 460-268165-1

SDG ID.:

Matrix: Solid Date Sampled: 10/25/2022 08:40

Reporting Basis: DRY Date Received: 10/25/2022 18:00

% Solids: 86.6

CAS No.	Analyte	Result	RL	MDL	Units	C	Q	DIL	Method
7429-90-5	Aluminum	5710	35.5	9.7	mg/Kg			2	6020B
7440-36-0	Antimony	0.33	1.8	0.26	mg/Kg	J		2	6020B
7440-38-2	Arsenic	2.8	1.8	0.18	mg/Kg			2	6020B
7440-39-3	Barium	65.1	3.6	0.26	mg/Kg			2	6020B
7440-41-7	Beryllium	0.25	0.71	0.10	mg/Kg	J		2	6020B
7440-43-9	Cadmium	0.25	1.8	0.20	mg/Kg	J		2	6020B
7440-70-2	Calcium	8200	178	31.4	mg/Kg			2	6020B
7440-47-3	Chromium	8.7	3.6	1.6	mg/Kg			2	6020B
7440-48-4	Cobalt	9.8	3.6	0.26	mg/Kg			2	6020B
7440-50-8	Copper	72.4	3.6	0.65	mg/Kg			2	6020B
7439-89-6	Iron	22300	107	35.9	mg/Kg			2	6020B
7439-92-1	Lead	43.1	1.1	0.36	mg/Kg			2	6020B
7439-95-4	Magnesium	4130	178	18.1	mg/Kg			2	6020B
7439-96-5	Manganese	439	7.1	0.72	mg/Kg			2	6020B
7440-02-0	Nickel	9.5	3.6	0.83	mg/Kg			2	6020B
7440-09-7	Potassium	1510	178	28.8	mg/Kg			2	6020B
7782-49-2	Selenium	2.2	2.2	0.23	mg/Kg	U		2	6020B
7440-22-4	Silver	0.71	0.71	0.16	mg/Kg	U		2	6020B
7440-23-5	Sodium	550	178	81.1	mg/Kg			2	6020B
7440-28-0	Thallium	0.090	0.71	0.073	mg/Kg	J		2	6020B
7440-62-2	Vanadium	54.1	3.6	0.37	mg/Kg			2	6020B
7440-66-6	Zinc	110	14.2	5.4	mg/Kg			2	6020B
7439-97-6	Mercury	0.13	0.018	0.0085	mg/Kg			1	7471B

11/24/2025

1A-IN
INORGANIC ANALYSIS DATA SHEET
METALS

Client Sample ID: IRM-EX-004_3_20221025
Lab Sample ID: 460-268165-4
Lab Name: Eurofins Edison
Job No.: 460-268165-1
SDG ID.:
Matrix: Solid
Date Sampled: 10/25/2022 09:10
Reporting Basis: DRY
Date Received: 10/25/2022 18:00
% Solids: 92.3

CAS No.	Analyte	Result	RL	MDL	Units	C	Q	DIL	Method
7429-90-5	Aluminum	14600	17.6	4.8	mg/Kg			1	6020B
7440-36-0	Antimony	0.50	0.88	0.13	mg/Kg	J		1	6020B
7440-38-2	Arsenic	3.1	0.88	0.091	mg/Kg			1	6020B
7440-39-3	Barium	103	1.8	0.13	mg/Kg			1	6020B
7440-41-7	Beryllium	0.94	0.35	0.050	mg/Kg			1	6020B
7440-43-9	Cadmium	0.28	0.88	0.099	mg/Kg	J		1	6020B
7440-70-2	Calcium	14600	88.0	15.6	mg/Kg			1	6020B
7440-47-3	Chromium	25.9	1.8	0.80	mg/Kg			1	6020B
7440-48-4	Cobalt	25.7	1.8	0.13	mg/Kg			1	6020B
7440-50-8	Copper	29.1	1.8	0.32	mg/Kg	J-		1	6020B
7439-89-6	Iron	21500	52.8	17.8	mg/Kg			1	6020B
7439-92-1	Lead	134	0.53	0.18	mg/Kg			1	6020B
7439-95-4	Magnesium	7380	88.0	9.0	mg/Kg			1	6020B
7439-96-5	Manganese	449	3.5	0.35	mg/Kg			1	6020B
7440-02-0	Nickel	43.8	1.8	0.41	mg/Kg	J		1	6020B
7440-09-7	Potassium	1470	88.0	14.3	mg/Kg	J-		1	6020B
7782-49-2	Selenium	0.18	1.1	0.11	mg/Kg	J		1	6020B
7440-22-4	Silver	0.35	0.35	0.078	mg/Kg	UJ		1	6020B
7440-23-5	Sodium	1090	88.0	40.2	mg/Kg	J-		1	6020B
7440-28-0	Thallium	0.20	0.35	0.036	mg/Kg	J		1	6020B
7440-62-2	Vanadium	41.7	1.8	0.18	mg/Kg			1	6020B
7440-66-6	Zinc	138	7.0	2.7	mg/Kg	J-		1	6020B
7439-97-6	Mercury	0.080	0.018	0.0085	mg/Kg			1	7471B

LMB 1/24/2023

1A-IN
INORGANIC ANALYSIS DATA SHEET
METALS

Client Sample ID: IRM-EX-X01_20221025 Lab Sample ID: 460-268165-5

Lab Name: Eurofins Edison IRM-EX-004-3-20221025 Job No.: 460-268165-1

SDG ID.:

Matrix: Solid Date Sampled: 10/25/2022 09:15

Reporting Basis: DRY Date Received: 10/25/2022 18:00

% Solids: 89.0

CAS No.	Analyte	Result	RL	MDL	Units	C	Q	DIL	Method
7429-90-5	Aluminum	10400	36.8	10.1	mg/Kg			2	6020B
7440-36-0	Antimony	0.37	1.8	0.27	mg/Kg	J		2	6020B
7440-38-2	Arsenic	2.9	1.8	0.19	mg/Kg			2	6020B
7440-39-3	Barium	67.3	3.7	0.27	mg/Kg			2	6020B
7440-41-7	Beryllium	0.50	0.74	0.10	mg/Kg	J		2	6020B
7440-43-9	Cadmium	0.25	1.8	0.21	mg/Kg	J		2	6020B
7440-70-2	Calcium	13000	184	32.6	mg/Kg			2	6020B
7440-47-3	Chromium	17.2	3.7	1.7	mg/Kg			2	6020B
7440-48-4	Cobalt	14.9	3.7	0.27	mg/Kg			2	6020B
7440-50-8	Copper	56.6	3.7	0.68	mg/Kg	J-		2	6020B
7439-89-6	Iron	23400	110	37.2	mg/Kg			2	6020B
7439-92-1	Lead	89.1	1.1	0.37	mg/Kg			2	6020B
7439-95-4	Magnesium	6600	184	18.8	mg/Kg			2	6020B
7439-96-5	Manganese	352	7.4	0.74	mg/Kg			2	6020B
7440-02-0	Nickel	22.6	3.7	0.87	mg/Kg	J		2	6020B
7440-09-7	Potassium	1480	184	29.8	mg/Kg	J-		2	6020B
7782-49-2	Selenium	2.3	2.3	0.24	mg/Kg	U		2	6020B
7440-22-4	Silver	0.74	0.74	0.16	mg/Kg	# UJ		2	6020B
7440-23-5	Sodium	837	184	84.1	mg/Kg	J-		2	6020B
7440-28-0	Thallium	0.14	0.74	0.075	mg/Kg	J		2	6020B
7440-62-2	Vanadium	65.2	3.7	0.38	mg/Kg			2	6020B
7440-66-6	Zinc	126	14.7	5.6	mg/Kg	J-		2	6020B
7439-97-6	Mercury	0.081	0.018	0.0084	mg/Kg			1	7471B

Lori Bez
1/21/2025

1A-IN
INORGANIC ANALYSIS DATA SHEET
METALS

Client Sample ID: IRM-EX-007_4_20221025
Lab Sample ID: 460-268165-7
Lab Name: Eurofins Edison
Job No.: 460-268165-1
SDG ID.:
Matrix: Solid
Date Sampled: 10/25/2022 10:40
Reporting Basis: DRY
Date Received: 10/25/2022 18:00
% Solids: 88.6

CAS No.	Analyte	Result	RL	MDL	Units	C	Q	DIL	Method
7429-90-5	Aluminum	7440	22.1	6.1	mg/Kg			1	6020B
7440-36-0	Antimony	0.83	1.1	0.16	mg/Kg	J		1	6020B
7440-38-2	Arsenic	3.8	1.1	0.11	mg/Kg			1	6020B
7440-39-3	Barium	105	2.2	0.16	mg/Kg			1	6020B
7440-41-7	Beryllium	0.42	0.44	0.063	mg/Kg	J		1	6020B
7440-43-9	Cadmium	0.61	1.1	0.13	mg/Kg	J		1	6020B
7440-70-2	Calcium	23200	111	19.6	mg/Kg			1	6020B
7440-47-3	Chromium	16.9	2.2	1.0	mg/Kg			1	6020B
7440-48-4	Cobalt	8.0	2.2	0.16	mg/Kg			1	6020B
7440-50-8	Copper	37.0	2.2	0.41	mg/Kg			1	6020B
7439-89-6	Iron	15100	66.4	22.4	mg/Kg			1	6020B
7439-92-1	Lead	280	0.66	0.22	mg/Kg			1	6020B
7439-95-4	Magnesium	13100	111	11.3	mg/Kg			1	6020B
7439-96-5	Manganese	399	4.4	0.45	mg/Kg			1	6020B
7440-02-0	Nickel	16.5	2.2	0.52	mg/Kg			1	6020B
7440-09-7	Potassium	2230	111	17.9	mg/Kg			1	6020B
7782-49-2	Selenium	0.18	1.4	0.14	mg/Kg	J		1	6020B
7440-22-4	Silver	0.22	0.44	0.099	mg/Kg	J		1	6020B
7440-23-5	Sodium	475	111	50.6	mg/Kg			1	6020B
7440-28-0	Thallium	0.19	0.44	0.045	mg/Kg	J		1	6020B
7440-62-2	Vanadium	23.4	2.2	0.23	mg/Kg			1	6020B
7440-66-6	Zinc	208	8.9	3.4	mg/Kg			1	6020B
7439-97-6	Mercury	0.74	0.019	0.0089	mg/Kg			1	7471B

FOU B8
1/21/2025

1A-IN
INORGANIC ANALYSIS DATA SHEET
METALS

Client Sample ID: IRM-FB-S-01_20221025
Lab Sample ID: 460-268165-9
Lab Name: Eurofins Edison
Job No.: 460-268165-1
SDG ID.:
Matrix: Water
Date Sampled: 10/25/2022 11:15
Reporting Basis: WET
Date Received: 10/25/2022 18:00

CAS No.	Analyte	Result	RL	MDL	Units	C	Q	DIL	Method
7429-90-5	Aluminum	40.0	40.0	19.5	ug/L	U		1	6020B
7440-36-0	Antimony	2.0	2.0	0.76	ug/L	U		1	6020B
7440-38-2	Arsenic	2.0	2.0	0.89	ug/L	U		1	6020B
7440-39-3	Barium	4.0	4.0	0.91	ug/L	U		1	6020B
7440-41-7	Beryllium	0.80	0.80	0.13	ug/L	U		1	6020B
7440-43-9	Cadmium	2.0	2.0	0.39	ug/L	U		1	6020B
7440-70-2	Calcium	500	500	53.6	ug/L	U		1	6020B
7440-47-3	Chromium	4.0	4.0	2.5	ug/L	U		1	6020B
7440-48-4	Cobalt	4.0	4.0	0.71	ug/L	U		1	6020B
7440-50-8	Copper	4.0	4.0	2.5	ug/L	U		1	6020B
7439-89-6	Iron	120	120	58.2	ug/L	U		1	6020B
7439-92-1	Lead	1.2	1.2	0.84	ug/L	U		1	6020B
7439-95-4	Magnesium	200	200	46.9	ug/L	U		1	6020B
7439-96-5	Manganese	8.0	8.0	1.5	ug/L	U		1	6020B
7440-02-0	Nickel	4.0	4.0	0.91	ug/L	U		1	6020B
7440-09-7	Potassium	200	200	112	ug/L	U		1	6020B
7782-49-2	Selenium	2.5	2.5	0.59	ug/L	U		1	6020B
7440-22-4	Silver	2.0	2.0	0.29	ug/L	U		1	6020B
7440-23-5	Sodium	500	500	163	ug/L	U		1	6020B
7440-28-0	Thallium	0.80	0.80	0.21	ug/L	U		1	6020B
7440-62-2	Vanadium	4.0	4.0	0.68	ug/L	U		1	6020B
7440-66-6	Zinc	16.0	16.0	6.5	ug/L	U		1	6020B
7439-97-6	Mercury	0.20	0.20	0.091	ug/L	U		1	7470A

1/21/2025

1A-IN
INORGANIC ANALYSIS DATA SHEET
METALS

Client Sample ID: IRM-EX-011_4_20221025
Lab Sample ID: 460-268165-12
Lab Name: Eurofins Edison
Job No.: 460-268165-1
SDG ID.:
Matrix: Solid
Date Sampled: 10/25/2022 12:55
Reporting Basis: DRY
Date Received: 10/25/2022 18:00
% Solids: 93.0

CAS No.	Analyte	Result	RL	MDL	Units	C	Q	DIL	Method
7429-90-5	Aluminum	8280	20.7	5.7	mg/Kg			1	6020B
7440-36-0	Antimony	0.29	1.0	0.15	mg/Kg	J		1	6020B
7440-38-2	Arsenic	4.0	1.0	0.11	mg/Kg			1	6020B
7440-39-3	Barium	127	2.1	0.15	mg/Kg			1	6020B
7440-41-7	Beryllium	0.42	0.41	0.059	mg/Kg			1	6020B
7440-43-9	Cadmium	0.38	1.0	0.12	mg/Kg	J		1	6020B
7440-70-2	Calcium	18200	103	18.3	mg/Kg			1	6020B
7440-47-3	Chromium	16.5	2.1	0.94	mg/Kg			1	6020B
7440-48-4	Cobalt	6.0	2.1	0.15	mg/Kg			1	6020B
7440-50-8	Copper	28.5	2.1	0.38	mg/Kg			1	6020B
7439-89-6	Iron	14000	62.1	20.9	mg/Kg			1	6020B
7439-92-1	Lead	261	0.62	0.21	mg/Kg			1	6020B
7439-95-4	Magnesium	6000	103	10.5	mg/Kg			1	6020B
7439-96-5	Manganese	306	4.1	0.42	mg/Kg			1	6020B
7440-02-0	Nickel	13.6	2.1	0.49	mg/Kg			1	6020B
7440-09-7	Potassium	1250	103	16.8	mg/Kg			1	6020B
7782-49-2	Selenium	0.17	1.3	0.13	mg/Kg	J		1	6020B
7440-22-4	Silver	0.12	0.41	0.092	mg/Kg	J		1	6020B
7440-23-5	Sodium	301	103	47.3	mg/Kg			1	6020B
7440-28-0	Thallium	0.13	0.41	0.042	mg/Kg	J		1	6020B
7440-62-2	Vanadium	22.6	2.1	0.21	mg/Kg			1	6020B
7440-66-6	Zinc	132	8.3	3.2	mg/Kg			1	6020B
7439-97-6	Mercury	0.32	0.016	0.0077	mg/Kg			1	7471B

JEI BS
1/24/2025

1A-IN
INORGANIC ANALYSIS DATA SHEET
METALS

Client Sample ID: IRM-EX-012_4_20221025
Lab Sample ID: 460-268165-13
Lab Name: Eurofins Edison
Job No.: 460-268165-1
SDG ID.:
Matrix: Solid
Date Sampled: 10/25/2022 13:00
Reporting Basis: DRY
Date Received: 10/25/2022 18:00
% Solids: 93.6

CAS No.	Analyte	Result	RL	MDL	Units	C	Q	DIL	Method
7429-90-5	Aluminum	11200	15.8	4.3	mg/Kg			1	6020B
7440-36-0	Antimony	0.87	0.79	0.12	mg/Kg			1	6020B
7440-38-2	Arsenic	4.4	0.79	0.081	mg/Kg			1	6020B
7440-39-3	Barium	185	1.6	0.11	mg/Kg			1	6020B
7440-41-7	Beryllium	0.63	0.32	0.045	mg/Kg			1	6020B
7440-43-9	Cadmium	0.58	0.79	0.089	mg/Kg	J		1	6020B
7440-70-2	Calcium	41000	158	28.0	mg/Kg			2	6020B
7440-47-3	Chromium	24.0	1.6	0.72	mg/Kg			1	6020B
7440-48-4	Cobalt	7.5	1.6	0.12	mg/Kg			1	6020B
7440-50-8	Copper	29.7	1.6	0.29	mg/Kg			1	6020B
7439-89-6	Iron	18000	47.5	16.0	mg/Kg			1	6020B
7439-92-1	Lead	337	0.47	0.16	mg/Kg			1	6020B
7439-95-4	Magnesium	10500	79.1	8.1	mg/Kg			1	6020B
7439-96-5	Manganese	362	3.2	0.32	mg/Kg			1	6020B
7440-02-0	Nickel	16.7	1.6	0.37	mg/Kg			1	6020B
7440-09-7	Potassium	1570	79.1	12.8	mg/Kg			1	6020B
7782-49-2	Selenium	0.15	0.99	0.10	mg/Kg	J		1	6020B
7440-22-4	Silver	0.32	0.32	0.070	mg/Kg	U		1	6020B
7440-23-5	Sodium	589	79.1	36.2	mg/Kg			1	6020B
7440-28-0	Thallium	0.16	0.32	0.032	mg/Kg	J		1	6020B
7440-62-2	Vanadium	33.6	1.6	0.16	mg/Kg			1	6020B
7440-66-6	Zinc	177	6.3	2.4	mg/Kg			1	6020B
7439-97-6	Mercury	0.23	0.018	0.0085	mg/Kg			1	7471B

Lori Bg
1/24/2023

1A-IN
INORGANIC ANALYSIS DATA SHEET
METALS

Client Sample ID: IRM-EX-015_4_20221025
Lab Sample ID: 460-268165-16
Lab Name: Eurofins Edison
Job No.: 460-268165-1
SDG ID.:
Matrix: Solid
Date Sampled: 10/25/2022 13:20
Reporting Basis: DRY
Date Received: 10/25/2022 18:00
% Solids: 93.2

CAS No.	Analyte	Result	RL	MDL	Units	C	Q	DIL	Method
7429-90-5	Aluminum	12100	31.8	8.7	mg/Kg			2	6020B
7440-36-0	Antimony	0.40	1.6	0.23	mg/Kg	J		2	6020B
7440-38-2	Arsenic	20.9	1.6	0.16	mg/Kg			2	6020B
7440-39-3	Barium	129	3.2	0.23	mg/Kg			2	6020B
7440-41-7	Beryllium	0.57	0.64	0.091	mg/Kg	J		2	6020B
7440-43-9	Cadmium	0.26	1.6	0.18	mg/Kg	J		2	6020B
7440-70-2	Calcium	33800	159	28.1	mg/Kg			2	6020B
7440-47-3	Chromium	21.2	3.2	1.4	mg/Kg			2	6020B
7440-48-4	Cobalt	8.4	3.2	0.24	mg/Kg			2	6020B
7440-50-8	Copper	22.7	3.2	0.58	mg/Kg			2	6020B
7439-89-6	Iron	18800	95.3	32.1	mg/Kg			2	6020B
7439-92-1	Lead	146	0.95	0.32	mg/Kg			2	6020B
7439-95-4	Magnesium	10900	159	16.2	mg/Kg			2	6020B
7439-96-5	Manganese	422	6.4	0.64	mg/Kg			2	6020B
7440-02-0	Nickel	18.0	3.2	0.75	mg/Kg			2	6020B
7440-09-7	Potassium	1730	159	25.7	mg/Kg			2	6020B
7782-49-2	Selenium	2.0	2.0	0.20	mg/Kg	U		2	6020B
7440-22-4	Silver	0.64	0.64	0.14	mg/Kg	U		2	6020B
7440-23-5	Sodium	426	159	72.6	mg/Kg			2	6020B
7440-28-0	Thallium	0.16	0.64	0.065	mg/Kg	J		2	6020B
7440-62-2	Vanadium	30.5	3.2	0.33	mg/Kg			2	6020B
7440-66-6	Zinc	110	12.7	4.8	mg/Kg			2	6020B
7439-97-6	Mercury	0.13	0.017	0.0078	mg/Kg			1	7471B

1/24/2023

1A-IN
INORGANIC ANALYSIS DATA SHEET
METALS

Client Sample ID: IRM-EX-016_4_20221025
Lab Sample ID: 460-268165-17
Lab Name: Eurofins Edison
Job No.: 460-268165-1
SDG ID.:
Matrix: Solid
Date Sampled: 10/25/2022 13:25
Reporting Basis: DRY
Date Received: 10/25/2022 18:00
% Solids: 97.1

CAS No.	Analyte	Result	RL	MDL	Units	C	Q	DIL	Method
7429-90-5	Aluminum	6460	32.4	8.9	mg/Kg			2	6020B
7440-36-0	Antimony	0.49	1.6	0.24	mg/Kg	J		2	6020B
7440-38-2	Arsenic	3.3	1.6	0.17	mg/Kg			2	6020B
7440-39-3	Barium	218	3.2	0.24	mg/Kg			2	6020B
7440-41-7	Beryllium	0.38	0.65	0.092	mg/Kg	J		2	6020B
7440-43-9	Cadmium	0.53	1.6	0.18	mg/Kg	J		2	6020B
7440-70-2	Calcium	30200	162	28.7	mg/Kg			2	6020B
7440-47-3	Chromium	15.5	3.2	1.5	mg/Kg			2	6020B
7440-48-4	Cobalt	5.9	3.2	0.24	mg/Kg			2	6020B
7440-50-8	Copper	23.5	3.2	0.60	mg/Kg			2	6020B
7439-89-6	Iron	12500	97.3	32.8	mg/Kg			2	6020B
7439-92-1	Lead	291	0.97	0.32	mg/Kg			2	6020B
7439-95-4	Magnesium	8180	162	16.5	mg/Kg			2	6020B
7439-96-5	Manganese	296	6.5	0.65	mg/Kg			2	6020B
7440-02-0	Nickel	13.2	3.2	0.76	mg/Kg			2	6020B
7440-09-7	Potassium	1290	162	26.3	mg/Kg			2	6020B
7782-49-2	Selenium	0.28	2.0	0.21	mg/Kg	J		2	6020B
7440-22-4	Silver	0.65	0.65	0.14	mg/Kg	U		2	6020B
7440-23-5	Sodium	266	162	74.1	mg/Kg			2	6020B
7440-28-0	Thallium	0.13	0.65	0.066	mg/Kg	J		2	6020B
7440-62-2	Vanadium	21.1	3.2	0.33	mg/Kg			2	6020B
7440-66-6	Zinc	187	13.0	4.9	mg/Kg			2	6020B
7439-97-6	Mercury	0.14	0.017	0.0080	mg/Kg			1	7471B

1/24/2025

1A-IN
INORGANIC ANALYSIS DATA SHEET
METALS

Client Sample ID: IRM-EX-008_4_20221026
Lab Sample ID: 460-268249-1
Lab Name: Eurofins Edison
Job No.: 460-268165-1
SDG ID.:
Matrix: Solid
Date Sampled: 10/26/2022 07:50
Reporting Basis: DRY
Date Received: 10/26/2022 19:00
% Solids: 92.9

CAS No.	Analyte	Result	RL	MDL	Units	C	Q	DIL	Method
7429-90-5	Aluminum	18100	32.4	8.9	mg/Kg			2	6020B
7440-36-0	Antimony	0.81	0.81	0.12	mg/Kg	U		1	6020B
7440-38-2	Arsenic	0.68	0.81	0.083	mg/Kg	J		1	6020B
7440-39-3	Barium	6.7	1.6	0.12	mg/Kg			1	6020B
7440-41-7	Beryllium	1.0	0.32	0.046	mg/Kg			1	6020B
7440-43-9	Cadmium	0.81	0.81	0.091	mg/Kg	U		1	6020B
7440-70-2	Calcium	80.9	80.9	14.3	mg/Kg	U		1	6020B
7440-47-3	Chromium	21.6	1.6	0.73	mg/Kg			1	6020B
7440-48-4	Cobalt	6.9	1.6	0.12	mg/Kg			1	6020B
7440-50-8	Copper	14.5	1.6	0.30	mg/Kg			1	6020B
7439-89-6	Iron	15400	48.5	16.3	mg/Kg			1	6020B
7439-92-1	Lead	4.6	0.49	0.16	mg/Kg			1	6020B
7439-95-4	Magnesium	12900	80.9	8.3	mg/Kg			1	6020B
7439-96-5	Manganese	296	3.2	0.33	mg/Kg			1	6020B
7440-02-0	Nickel	15.0	1.6	0.38	mg/Kg			1	6020B
7440-09-7	Potassium	788	80.9	13.1	mg/Kg			1	6020B
7782-49-2	Selenium	0.18	1.0	0.10	mg/Kg	J		1	6020B
7440-22-4	Silver	0.32	0.32	0.072	mg/Kg	U		1	6020B
7440-23-5	Sodium	1730	80.9	37.0	mg/Kg			1	6020B
7440-28-0	Thallium	0.19	0.32	0.033	mg/Kg	J		1	6020B
7440-62-2	Vanadium	24.4	1.6	0.17	mg/Kg			1	6020B
7440-66-6	Zinc	32.2	6.5	2.5	mg/Kg			1	6020B
7439-97-6	Mercury	0.018	0.018	0.0083	mg/Kg	U		1	7471B

Lori Bg
1/21/2025

1A-IN
INORGANIC ANALYSIS DATA SHEET
METALS

Client Sample ID: IRM-EX-019_4_20221026
Lab Sample ID: 460-268249-3
Lab Name: Eurofins Edison
Job No.: 460-268165-1
SDG ID.:
Matrix: Solid
Date Sampled: 10/26/2022 10:50
Reporting Basis: DRY
Date Received: 10/26/2022 19:00
% Solids: 91.3

CAS No.	Analyte	Result	RL	MDL	Units	C	Q	DIL	Method
7439-92-1	Lead	35.3	0.49	0.16	mg/Kg			1	6020B

1/24/2025

1A-IN
INORGANIC ANALYSIS DATA SHEET
METALS

Client Sample ID: IRM-EX-020_4_20221026
Lab Sample ID: 460-268249-4
Lab Name: Eurofins Edison
Job No.: 460-268165-1
SDG ID.:
Matrix: Solid
Date Sampled: 10/26/2022 10:55
Reporting Basis: DRY
Date Received: 10/26/2022 19:00
% Solids: 91.4

CAS No.	Analyte	Result	RL	MDL	Units	C	Q	DIL	Method
7439-92-1	Lead	75.3	0.51	0.17	mg/Kg			1	6020B

1/24/2025

1A-IN
INORGANIC ANALYSIS DATA SHEET
METALS

Client Sample ID: IRM-EX-021_4_20221026
Lab Sample ID: 460-268249-5
Lab Name: Eurofins Edison
Job No.: 460-268165-1
SDG ID.:
Matrix: Solid
Date Sampled: 10/26/2022 11:00
Reporting Basis: DRY
Date Received: 10/26/2022 19:00
% Solids: 86.7

CAS No.	Analyte	Result	RL	MDL	Units	C	Q	DIL	Method
7439-92-1	Lead	790	0.52	0.17	mg/Kg			1	6020B

Lai Bs
1/21/2023

1A-IN
INORGANIC ANALYSIS DATA SHEET
METALS

Client Sample ID: IRM-EX-022_4_20221026
Lab Sample ID: 460-268249-6
Lab Name: Eurofins Edison
Job No.: 460-268165-1
SDG ID.:
Matrix: Solid
Date Sampled: 10/26/2022 11:05
Reporting Basis: DRY
Date Received: 10/26/2022 19:00
% Solids: 88.1

CAS No.	Analyte	Result	RL	MDL	Units	C	Q	DIL	Method
7439-92-1	Lead	2730	2.6	0.87	mg/Kg			5	6020B

Lori Bs 1/24/2023

1A-IN
INORGANIC ANALYSIS DATA SHEET
METALS

Client Sample ID: IRM-EX-023_5_20221026
Lab Sample ID: 460-268249-7
Lab Name: Eurofins Edison
Job No.: 460-268165-1
SDG ID.:
Matrix: Solid
Date Sampled: 10/26/2022 11:10
Reporting Basis: DRY
Date Received: 10/26/2022 19:00
% Solids: 88.0

CAS No.	Analyte	Result	RL	MDL	Units	C	Q	DIL	Method
7439-92-1	Lead	339	0.52	0.17	mg/Kg			1	6020B

Lai Bes
1/24/2023

1A-IN
INORGANIC ANALYSIS DATA SHEET
METALS

Client Sample ID: IRM-EX-025_7.5_20221027
Lab Sample ID: 460-268322-2
Lab Name: Eurofins Edison
Job No.: 460-268165-1
SDG ID.:
Matrix: Solid
Date Sampled: 10/27/2022 10:40
Reporting Basis: DRY
Date Received: 10/27/2022 19:00
% Solids: 94.1

CAS No.	Analyte	Result	RL	MDL	Units	C	Q	DIL	Method
7429-90-5	Aluminum	8930	21.2	5.8	mg/Kg			1	6020B
7440-36-0	Antimony	0.20	1.1	0.16	mg/Kg	J-		1	6020B
7440-38-2	Arsenic	3.3	1.1	0.11	mg/Kg			1	6020B
7440-39-3	Barium	124	2.1	0.15	mg/Kg			1	6020B
7440-41-7	Beryllium	0.50	0.42	0.061	mg/Kg			1	6020B
7440-43-9	Cadmium	0.39	1.1	0.12	mg/Kg	J		1	6020B
7440-70-2	Calcium	29800	106	18.8	mg/Kg			1	6020B
7440-47-3	Chromium	21.1	2.1	0.96	mg/Kg			1	6020B
7440-48-4	Cobalt	7.4	2.1	0.16	mg/Kg			1	6020B
7440-50-8	Copper	37.5	2.1	0.39	mg/Kg	J+		1	6020B
7439-89-6	Iron	15800	63.7	21.5	mg/Kg			1	6020B
7439-92-1	Lead	155	0.64	0.21	mg/Kg			1	6020B
7439-95-4	Magnesium	9780	106	10.8	mg/Kg			1	6020B
7439-96-5	Manganese	266	4.2	0.43	mg/Kg			1	6020B
7440-02-0	Nickel	17.6	2.1	0.50	mg/Kg			1	6020B
7440-09-7	Potassium	2120	106	17.2	mg/Kg			1	6020B
7782-49-2	Selenium	0.31	1.3	0.14	mg/Kg	J		1	6020B
7440-22-4	Silver	0.13	0.42	0.095	mg/Kg	J		1	6020B
7440-23-5	Sodium	496	106	48.6	mg/Kg			1	6020B
7440-28-0	Thallium	0.17	0.42	0.044	mg/Kg	J		1	6020B
7440-62-2	Vanadium	29.9	2.1	0.22	mg/Kg	J+		1	6020B
7440-66-6	Zinc	127	8.5	3.2	mg/Kg	J+		1	6020B
7439-97-6	Mercury	0.37	0.017	0.0082	mg/Kg			1	7471B

1/24/2025

1A-IN
INORGANIC ANALYSIS DATA SHEET
METALS

Client Sample ID: IRM-EX-X02_20221027 Lab Sample ID: 460-268322-3

Lab Name: Eurofins Edison IRM-EX-02_7.5_20221027 Job No.: 460-268165-1

SDG ID.:

Matrix: Solid Date Sampled: 10/27/2022 10:50

Reporting Basis: DRY Date Received: 10/27/2022 19:00

% Solids: 97.0

CAS No.	Analyte	Result	RL	MDL	Units	C	Q	DIL	Method
7429-90-5	Aluminum	9150	20.4	5.6	mg/Kg			1	6020B
7440-36-0	Antimony	0.20	1.0	0.15	mg/Kg	J-		1	6020B
7440-38-2	Arsenic	3.4	1.0	0.11	mg/Kg			1	6020B
7440-39-3	Barium	156	2.0	0.15	mg/Kg			1	6020B
7440-41-7	Beryllium	0.44	0.41	0.058	mg/Kg			1	6020B
7440-43-9	Cadmium	0.32	1.0	0.12	mg/Kg	J		1	6020B
7440-70-2	Calcium	23400	102	18.1	mg/Kg			1	6020B
7440-47-3	Chromium	23.4	2.0	0.93	mg/Kg			1	6020B
7440-48-4	Cobalt	7.3	2.0	0.15	mg/Kg			1	6020B
7440-50-8	Copper	34.3	2.0	0.38	mg/Kg	J+		1	6020B
7439-89-6	Iron	18300	61.2	20.6	mg/Kg			1	6020B
7439-92-1	Lead	135	0.61	0.20	mg/Kg			1	6020B
7439-95-4	Magnesium	7970	102	10.4	mg/Kg			1	6020B
7439-96-5	Manganese	260	4.1	0.41	mg/Kg			1	6020B
7440-02-0	Nickel	16.9	2.0	0.48	mg/Kg			1	6020B
7440-09-7	Potassium	2630	102	16.5	mg/Kg			1	6020B
7782-49-2	Selenium	0.28	1.3	0.13	mg/Kg	J		1	6020B
7440-22-4	Silver	0.13	0.41	0.091	mg/Kg	J		1	6020B
7440-23-5	Sodium	462	102	46.6	mg/Kg			1	6020B
7440-28-0	Thallium	0.19	0.41	0.042	mg/Kg	J		1	6020B
7440-62-2	Vanadium	33.8	2.0	0.21	mg/Kg	J+		1	6020B
7440-66-6	Zinc	120	8.2	3.1	mg/Kg	J+		1	6020B
7439-97-6	Mercury	0.30	0.017	0.0079	mg/Kg			1	7471B

1/24/2025

1A-IN
INORGANIC ANALYSIS DATA SHEET
METALS

Client Sample ID: IRM-FB-S-02_20221027 Lab Sample ID: 460-268322-5

Lab Name: Eurofins Edison Job No.: 460-268165-1

SDG ID.:

Matrix: Water Date Sampled: 10/27/2022 13:20

Reporting Basis: WET Date Received: 10/27/2022 19:00

CAS No.	Analyte	Result	RL	MDL	Units	C	Q	DIL	Method
7429-90-5	Aluminum	40.0	40.0	19.5	ug/L	U		1	6020B
7440-36-0	Antimony	2.0	2.0	0.76	ug/L	U		1	6020B
7440-38-2	Arsenic	2.0	2.0	0.89	ug/L	U		1	6020B
7440-39-3	Barium	4.0	4.0	0.91	ug/L	U		1	6020B
7440-41-7	Beryllium	0.80	0.80	0.13	ug/L	U		1	6020B
7440-43-9	Cadmium	2.0	2.0	0.39	ug/L	U		1	6020B
7440-70-2	Calcium	500	500	53.6	ug/L	U		1	6020B
7440-47-3	Chromium	4.0	4.0	2.5	ug/L	U		1	6020B
7440-48-4	Cobalt	4.0	4.0	0.71	ug/L	U		1	6020B
7440-50-8	Copper	4.0	4.0	2.5	ug/L	U		1	6020B
7439-89-6	Iron	120	120	58.2	ug/L	U		1	6020B
7439-92-1	Lead	1.2	1.2	0.84	ug/L	U		1	6020B
7439-95-4	Magnesium	200	200	46.9	ug/L	U		1	6020B
7439-96-5	Manganese	8.0	8.0	1.5	ug/L	U		1	6020B
7440-02-0	Nickel	4.0	4.0	0.91	ug/L	U		1	6020B
7440-09-7	Potassium	200	200	112	ug/L	U		1	6020B
7782-49-2	Selenium	2.5	2.5	0.59	ug/L	U		1	6020B
7440-22-4	Silver	2.0	2.0	0.29	ug/L	U		1	6020B
7440-23-5	Sodium	500	500	163	ug/L	U		1	6020B
7440-28-0	Thallium	0.80	0.80	0.21	ug/L	U		1	6020B
7440-62-2	Vanadium	4.0	4.0	0.68	ug/L	U		1	6020B
7440-66-6	Zinc	16.0	16.0	6.5	ug/L	U		1	6020B
7439-97-6	Mercury	0.20	0.20	0.091	ug/L	U		1	7470A

Lee Bg
1/24/2025

1A-IN
INORGANIC ANALYSIS DATA SHEET
METALS

Client Sample ID: IRM-EX-028_7.5_20221028
Lab Sample ID: 460-268413-2
Lab Name: Eurofins Edison
Job No.: 460-268165-1
SDG ID.:
Matrix: Solid
Date Sampled: 10/28/2022 08:40
Reporting Basis: DRY
Date Received: 10/28/2022 18:00
% Solids: 89.8

CAS No.	Analyte	Result	RL	MDL	Units	C	Q	DIL	Method
7429-90-5	Aluminum	9110	21.2	5.8	mg/Kg			1	6020B
7440-36-0	Antimony	1.1	1.1	0.15	mg/Kg	U		1	6020B
7440-38-2	Arsenic	2.9	1.1	0.11	mg/Kg			1	6020B
7440-39-3	Barium	95.3	2.1	0.15	mg/Kg			1	6020B
7440-41-7	Beryllium	0.42	0.42	0.060	mg/Kg			1	6020B
7440-43-9	Cadmium	0.17	1.1	0.12	mg/Kg	J		1	6020B
7440-70-2	Calcium	24200	106	18.8	mg/Kg			1	6020B
7440-47-3	Chromium	26.5	2.1	0.96	mg/Kg			1	6020B
7440-48-4	Cobalt	8.3	2.1	0.16	mg/Kg			1	6020B
7440-50-8	Copper	36.0	2.1	0.39	mg/Kg			1	6020B
7439-89-6	Iron	15900	63.6	21.4	mg/Kg			1	6020B
7439-92-1	Lead	89.7	0.64	0.21	mg/Kg			1	6020B
7439-95-4	Magnesium	12200	106	10.8	mg/Kg			1	6020B
7439-96-5	Manganese	281	4.2	0.43	mg/Kg			1	6020B
7440-02-0	Nickel	18.2	2.1	0.50	mg/Kg			1	6020B
7440-09-7	Potassium	2930	106	17.2	mg/Kg			1	6020B
7782-49-2	Selenium	0.14	1.3	0.14	mg/Kg	J		1	6020B
7440-22-4	Silver	0.11	0.42	0.094	mg/Kg	J		1	6020B
7440-23-5	Sodium	182	106	48.5	mg/Kg			1	6020B
7440-28-0	Thallium	0.20	0.42	0.043	mg/Kg	J		1	6020B
7440-62-2	Vanadium	36.6	2.1	0.22	mg/Kg			1	6020B
7440-66-6	Zinc	80.3	8.5	3.2	mg/Kg			1	6020B
7439-97-6	Mercury	0.27	0.018	0.0086	mg/Kg			1	7471B

1/24/2025

Appendix C
Data Summary Form I's
With Qualifications
CYANIDE/HEXAVALENT
AND TRIVALENT CHROMIUM

1B-IN
INORGANIC ANALYSIS DATA SHEET
GENERAL CHEMISTRY

Client Sample ID: IRM-EX-003_3_20221025
Lab Sample ID: 460-268165-3
Lab Name: Eurofins Edison
Job No.: 460-268165-1
SDG ID.:
Matrix: Solid
Date Sampled: 10/25/2022 08:40
Reporting Basis: DRY
Date Received: 10/25/2022 18:00
% Solids: 86.6

CAS No.	Analyte	Result	RL	MDL	Units	C	Q	DIL	Method
57-12-5	Cyanide, Total	0.35	0.28	0.15	mg/Kg			1	9012B
18540-29-9	Cr (VI)	2.3	2.3	0.97	mg/Kg	U		1	7196A

11/21/2022

1B-IN
INORGANIC ANALYSIS DATA SHEET
GENERAL CHEMISTRY

Client Sample ID: IRM-EX-003_3_20221025
Lab Sample ID: 460-268165-3
Lab Name: Eurofins Edison
Job No.: 460-268165-1
SDG ID.:
Matrix: Solid
Date Sampled: 10/25/2022 08:40
Reporting Basis: DRY
Date Received: 10/25/2022 18:00

CAS No.	Analyte	Result	RL		Units	C	Q	DIL	Method
16065-83-1	Cr (III)	8.7	2.0		mg/Kg			1	7196A

Lou BB
1/21/2025

1B-IN
INORGANIC ANALYSIS DATA SHEET
GENERAL CHEMISTRY

Client Sample ID: IRM-EX-004_3_20221025
Lab Sample ID: 460-268165-4
Lab Name: Eurofins Edison
Job No.: 460-268165-1
SDG ID.:
Matrix: Solid
Date Sampled: 10/25/2022 09:10
Reporting Basis: DRY
Date Received: 10/25/2022 18:00
% Solids: 92.3

CAS No.	Analyte	Result	RL	MDL	Units	C	Q	DIL	Method
57-12-5	Cyanide, Total	0.25	0.25	0.14	mg/Kg	U		1	9012B
18540-29-9	Cr (VI)	2.2	2.2	0.92	mg/Kg	U		1	7196A

Lori B
11/21/2025

1B-IN
INORGANIC ANALYSIS DATA SHEET
GENERAL CHEMISTRY

Client Sample ID: IRM-EX-004_3_20221025
Lab Sample ID: 460-268165-4
Lab Name: Eurofins Edison
Job No.: 460-268165-1
SDG ID.:
Matrix: Solid
Date Sampled: 10/25/2022 09:10
Reporting Basis: DRY
Date Received: 10/25/2022 18:00

CAS No.	Analyte	Result	RL		Units	C	Q	DIL	Method
16065-83-1	Cr (III)	25.9	2.0		mg/Kg			1	7196A

Lou Bs
11/21/2022

1B-IN
INORGANIC ANALYSIS DATA SHEET
GENERAL CHEMISTRY

Client Sample ID: IRM-EX-X01_20221025 Lab Sample ID: 460-268165-5

Lab Name: Eurofins Edison IRM-EX-004_3_20221025 Job No.: 460-268165-1

SDG ID.:

Matrix: Solid Date Sampled: 10/25/2022 09:15

Reporting Basis: DRY Date Received: 10/25/2022 18:00

% Solids: 89.0

CAS No.	Analyte	Result	RL	MDL	Units	C	Q	DIL	Method
57-12-5	Cyanide, Total	0.27	0.27	0.15	mg/Kg	U		1	9012B
18540-29-9	Cr (VI)	2.2	2.2	0.95	mg/Kg	U		1	7196A

1/21/2023

1B-IN
INORGANIC ANALYSIS DATA SHEET
GENERAL CHEMISTRY

Client Sample ID: IRM-EX-X01_20221025 Lab Sample ID: 460-268165-5

Lab Name: Eurofins Edison IRM-EX-004_3_20221025 Job No.: 460-268165-1

SDG ID.:

Matrix: Solid Date Sampled: 10/25/2022 09:15

Reporting Basis: DRY Date Received: 10/25/2022 18:00

CAS No.	Analyte	Result	RL		Units	C	Q	DIL	Method
16065-83-1	Cr (III)	17.2	2.0		mg/Kg			1	7196A

11/21/2025

1B-IN
INORGANIC ANALYSIS DATA SHEET
GENERAL CHEMISTRY

Client Sample ID: IRM-EX-007_4_20221025
Lab Sample ID: 460-268165-7
Lab Name: Eurofins Edison
Job No.: 460-268165-1
SDG ID.:
Matrix: Solid
Date Sampled: 10/25/2022 10:40
Reporting Basis: DRY
Date Received: 10/25/2022 18:00
% Solids: 88.6

CAS No.	Analyte	Result	RL	MDL	Units	C	Q	DIL	Method
57-12-5	Cyanide, Total	0.26	0.26	0.14	mg/Kg	U		1	9012B
18540-29-9	Cr (VI)	2.3	2.3	0.96	mg/Kg	U		1	7196A

1/21/2015

1B-IN
INORGANIC ANALYSIS DATA SHEET
GENERAL CHEMISTRY

Client Sample ID: IRM-EX-007_4_20221025 Lab Sample ID: 460-268165-7

Lab Name: Eurofins Edison Job No.: 460-268165-1

SDG ID.:

Matrix: Solid Date Sampled: 10/25/2022 10:40

Reporting Basis: DRY Date Received: 10/25/2022 18:00

CAS No.	Analyte	Result	RL		Units	C	Q	DIL	Method
16065-83-1	Cr (III)	16.9	2.0		mg/Kg			1	7196A

11/21/2022

1B-IN
INORGANIC ANALYSIS DATA SHEET
GENERAL CHEMISTRY

Client Sample ID: IRM-FB-S-01_20221025
Lab Sample ID: 460-268165-9
Lab Name: Eurofins Edison
Job No.: 460-268165-1
SDG ID.:
Matrix: Water
Date Sampled: 10/25/2022 11:15
Reporting Basis: WET
Date Received: 10/25/2022 18:00

CAS No.	Analyte	Result	RL	MDL	Units	C	Q	DIL	Method
57-12-5	Cyanide, Total	0.010	0.010	0.0040	mg/L	U		1	9012B
18540-29-9	Cr (VI)	10.0	10.0	8.1	ug/L	U		1	7196A

Lori B 11/21/2022

1B-IN
INORGANIC ANALYSIS DATA SHEET
GENERAL CHEMISTRY

Client Sample ID: IRM-FB-S-01_20221025
Lab Sample ID: 460-268165-9
Lab Name: Eurofins Edison
Job No.: 460-268165-1
SDG ID.:
Matrix: Water
Date Sampled: 10/25/2022 11:15
Reporting Basis: WET
Date Received: 10/25/2022 18:00

CAS No.	Analyte	Result	RL		Units	C	Q	DIL	Method
16065-83-1	Cr (III)	10.0	10.0		ug/L	U		1	7196A

11/21/2025

1B-IN
INORGANIC ANALYSIS DATA SHEET
GENERAL CHEMISTRY

Client Sample ID: IRM-EX-011_4_20221025
Lab Sample ID: 460-268165-12
Lab Name: Eurofins Edison
Job No.: 460-268165-1
SDG ID.:
Matrix: Solid
Date Sampled: 10/25/2022 12:55
Reporting Basis: DRY
Date Received: 10/25/2022 18:00
% Solids: 93.0

CAS No.	Analyte	Result	RL	MDL	Units	C	Q	DIL	Method
57-12-5	Cyanide, Total	0.15	0.22	0.12	mg/Kg	J		1	9012B
18540-29-9	Cr (VI)	2.1	2.1	0.91	mg/Kg	U		1	7196A

11/24/2025

1B-IN
INORGANIC ANALYSIS DATA SHEET
GENERAL CHEMISTRY

Client Sample ID: IRM-EX-011_4_20221025
Lab Sample ID: 460-268165-12
Lab Name: Eurofins Edison
Job No.: 460-268165-1
SDG ID.:
Matrix: Solid
Date Sampled: 10/25/2022 12:55
Reporting Basis: DRY
Date Received: 10/25/2022 18:00

CAS No.	Analyte	Result	RL		Units	C	Q	DIL	Method
16065-83-1	Cr (III)	16.5	2.0		mg/Kg			1	7196A

11/21/2022

1B-IN
INORGANIC ANALYSIS DATA SHEET
GENERAL CHEMISTRY

Client Sample ID: IRM-EX-012_4_20221025
Lab Sample ID: 460-268165-13
Lab Name: Eurofins Edison
Job No.: 460-268165-1
SDG ID.:
Matrix: Solid
Date Sampled: 10/25/2022 13:00
Reporting Basis: DRY
Date Received: 10/25/2022 18:00
% Solids: 93.6

CAS No.	Analyte	Result	RL	MDL	Units	C	Q	DIL	Method
57-12-5	Cyanide, Total	0.45	0.25	0.13	mg/Kg			1	9012B
18540-29-9	Cr (VI)	2.1	2.1	0.91	mg/Kg	U		1	7196A

1B-IN
INORGANIC ANALYSIS DATA SHEET
GENERAL CHEMISTRY

Client Sample ID: IRM-EX-012_4_20221025
Lab Sample ID: 460-268165-13
Lab Name: Eurofins Edison
Job No.: 460-268165-1
SDG ID.:
Matrix: Solid
Date Sampled: 10/25/2022 13:00
Reporting Basis: DRY
Date Received: 10/25/2022 18:00

CAS No.	Analyte	Result	RL		Units	C	Q	DIL	Method
16065-83-1	Cr (III)	24.0	2.0		mg/Kg			1	7196A

11/21/2022

1B-IN
INORGANIC ANALYSIS DATA SHEET
GENERAL CHEMISTRY

Client Sample ID: IRM-EX-015_4_20221025
Lab Sample ID: 460-268165-16
Lab Name: Eurofins Edison
Job No.: 460-268165-1
SDG ID.:
Matrix: Solid
Date Sampled: 10/25/2022 13:20
Reporting Basis: DRY
Date Received: 10/25/2022 18:00
% Solids: 93.2

CAS No.	Analyte	Result	RL	MDL	Units	C	Q	DIL	Method
57-12-5	Cyanide, Total	0.31	0.26	0.14	mg/Kg			1	9012B
18540-29-9	Cr (VI)	2.2	2.2	0.91	mg/Kg	U		1	7196A

1/24/2025

1B-IN
INORGANIC ANALYSIS DATA SHEET
GENERAL CHEMISTRY

Client Sample ID: IRM-EX-015_4_20221025 Lab Sample ID: 460-268165-16

Lab Name: Eurofins Edison Job No.: 460-268165-1

SDG ID.:

Matrix: Solid Date Sampled: 10/25/2022 13:20

Reporting Basis: DRY Date Received: 10/25/2022 18:00

CAS No.	Analyte	Result	RL		Units	C	Q	DIL	Method
16065-83-1	Cr (III)	21.2	2.0		mg/Kg			1	7196A

1/24/2025

1B-IN
INORGANIC ANALYSIS DATA SHEET
GENERAL CHEMISTRY

Client Sample ID: IRM-EX-016_4_20221025
Lab Sample ID: 460-268165-17
Lab Name: Eurofins Edison
Job No.: 460-268165-1
SDG ID.:
Matrix: Solid
Date Sampled: 10/25/2022 13:25
Reporting Basis: DRY
Date Received: 10/25/2022 18:00
% Solids: 97.1

CAS No.	Analyte	Result	RL	MDL	Units	C	Q	DIL	Method
57-12-5	Cyanide, Total	0.21	0.25	0.13	mg/Kg	J		1	9012B
18540-29-9	Cr (VI)	2.0	2.0	0.87	mg/Kg	U		1	7196A

11/21/2022

1B-IN
INORGANIC ANALYSIS DATA SHEET
GENERAL CHEMISTRY

Client Sample ID: IRM-EX-016_4_20221025
Lab Sample ID: 460-268165-17
Lab Name: Eurofins Edison
Job No.: 460-268165-1
SDG ID.:
Matrix: Solid
Date Sampled: 10/25/2022 13:25
Reporting Basis: DRY
Date Received: 10/25/2022 18:00

CAS No.	Analyte	Result	RL		Units	C	Q	DIL	Method
16065-83-1	Cr (III)	15.5	2.0		mg/Kg			1	7196A

11/7/2025

1B-IN
INORGANIC ANALYSIS DATA SHEET
GENERAL CHEMISTRY

Client Sample ID: IRM-EX-008_4_20221026
Lab Sample ID: 460-268249-1
Lab Name: Eurofins Edison
Job No.: 460-268165-1
SDG ID.:
Matrix: Solid
Date Sampled: 10/26/2022 07:50
Reporting Basis: DRY
Date Received: 10/26/2022 19:00
% Solids: 92.9

CAS No.	Analyte	Result	RL	MDL	Units	C	Q	DIL	Method
57-12-5	Cyanide, Total	0.25	0.25	0.14	mg/Kg	U		1	9012B
18540-29-9	Cr (VI)	2.1	2.1	0.89	mg/Kg	U		1	7196A

1/21/2025

1B-IN
INORGANIC ANALYSIS DATA SHEET
GENERAL CHEMISTRY

Client Sample ID: IRM-EX-008_4_20221026
Lab Sample ID: 460-268249-1
Lab Name: Eurofins Edison
Job No.: 460-268165-1
SDG ID.:
Matrix: Solid
Date Sampled: 10/26/2022 07:50
Reporting Basis: DRY
Date Received: 10/26/2022 19:00

CAS No.	Analyte	Result	RL		Units	C	Q	DIL	Method
16065-83-1	Cr (III)	21.6	2.0		mg/Kg			1	7196A

1/24/2025

1B-IN
INORGANIC ANALYSIS DATA SHEET
GENERAL CHEMISTRY

Client Sample ID: IRM-EX-025_7.5_20221027
Lab Sample ID: 460-268322-2
Lab Name: Eurofins Edison
Job No.: 460-268165-1
SDG ID.:
Matrix: Solid
Date Sampled: 10/27/2022 10:40
Reporting Basis: DRY
Date Received: 10/27/2022 19:00
% Solids: 94.1

CAS No.	Analyte	Result	RL	MDL	Units	C	Q	DIL	Method
57-12-5	Cyanide, Total	0.25	0.25	0.14	mg/Kg	U		1	9012B
18540-29-9	Cr (VI)	2.1	2.1	0.90	mg/Kg	U		1	7196A

1/24/2025

1B-IN
INORGANIC ANALYSIS DATA SHEET
GENERAL CHEMISTRY

Client Sample ID: IRM-EX-025_7.5_20221027
Lab Sample ID: 460-268322-2
Lab Name: Eurofins Edison
Job No.: 460-268165-1
SDG ID.:
Matrix: Solid
Date Sampled: 10/27/2022 10:40
Reporting Basis: DRY
Date Received: 10/27/2022 19:00

CAS No.	Analyte	Result	RL		Units	C	Q	DIL	Method
16065-83-1	Cr (III)	21.1	2.0		mg/Kg			1	7196A

Lori Be
1/24/2015

1B-IN
INORGANIC ANALYSIS DATA SHEET
GENERAL CHEMISTRY

Client Sample ID: IRM-EX-X02_20221027
Lab Sample ID: 460-268322-3
Lab Name: Eurofins Edison IRM-EX-025_7,5_20221027
Job No.: 460-268165-1
SDG ID.:
Matrix: Solid
Date Sampled: 10/27/2022 10:50
Reporting Basis: DRY
Date Received: 10/27/2022 19:00
% Solids: 97.0

CAS No.	Analyte	Result	RL	MDL	Units	C	Q	DIL	Method
57-12-5	Cyanide, Total	0.23	0.23	0.13	mg/Kg			1	9012B
18540-29-9	Cr (VI)	2.0	2.0	0.86	mg/Kg	U		1	7196A

Lori Bg
1/24/2023

1B-IN
INORGANIC ANALYSIS DATA SHEET
GENERAL CHEMISTRY

Client Sample ID: IRM-EX-X02_20221027 Lab Sample ID: 460-268322-3

Lab Name: Eurofins Edison IRM-EX-025_7.5_20221027 Job No.: 460-268165-1

SDG ID.:

Matrix: Solid Date Sampled: 10/27/2022 10:50

Reporting Basis: DRY Date Received: 10/27/2022 19:00

CAS No.	Analyte	Result	RL		Units	C	Q	DIL	Method
16065-83-1	Cr (III)	23.4	2.0		mg/Kg			1	7196A

1/21/2025

1B-IN
INORGANIC ANALYSIS DATA SHEET
GENERAL CHEMISTRY

Client Sample ID: IRM-FB-S-02_20221027 Lab Sample ID: 460-268322-5

Lab Name: Eurofins Edison Job No.: 460-268165-1

SDG ID.:

Matrix: Water Date Sampled: 10/27/2022 13:20

Reporting Basis: WET Date Received: 10/27/2022 19:00

CAS No.	Analyte	Result	RL	MDL	Units	C	Q	DIL	Method
57-12-5	Cyanide, Total	0.010	0.010	0.0040	mg/L	U		1	9012B
18540-29-9	Cr (VI)	10.0	10.0	8.1	ug/L	U	~~H~~ R	1	7196A

1/21/2025

1B-IN
INORGANIC ANALYSIS DATA SHEET
GENERAL CHEMISTRY

Client Sample ID: IRM-FB-S-02_20221027 Lab Sample ID: 460-268322-5

Lab Name: Eurofins Edison Job No.: 460-268165-1

SDG ID.:

Matrix: Water Date Sampled: 10/27/2022 13:20

Reporting Basis: WET Date Received: 10/27/2022 19:00

CAS No.	Analyte	Result	RL		Units	C	Q	DIL	Method
16065-83-1	Cr (III)	10.0	10.0		ug/L	U		1	7196A

11/21/2022

1B-IN
INORGANIC ANALYSIS DATA SHEET
GENERAL CHEMISTRY

Client Sample ID: IRM-EX-028_7.5_20221028
Lab Sample ID: 460-268413-2
Lab Name: Eurofins Edison
Job No.: 460-268165-1
SDG ID.:
Matrix: Solid
Date Sampled: 10/28/2022 08:40
Reporting Basis: DRY
Date Received: 10/28/2022 18:00
% Solids: 89.8

CAS No.	Analyte	Result	RL	MDL	Units	C	Q	DIL	Method
57-12-5	Cyanide, Total	0.16	0.23	0.13	mg/Kg	J		1	9012B
18540-29-9	Cr (VI)	2.2	2.2	0.94	mg/Kg	U		1	7196A

1/21/2025

1B-IN
INORGANIC ANALYSIS DATA SHEET
GENERAL CHEMISTRY

Client Sample ID: IRM-EX-028_7.5_20221028 Lab Sample ID: 460-268413-2

Lab Name: Eurofins Edison Job No.: 460-268165-1

SDG ID.:

Matrix: Solid Date Sampled: 10/28/2022 08:40

Reporting Basis: DRY Date Received: 10/28/2022 18:00

CAS No.	Analyte	Result	RL		Units	C	Q	DIL	Method
16065-83-1	Cr (III)	26.5	2.0		mg/Kg			1	7196A

1/21/2025

APPENDIX H
BACKFILL DOCUMENTATION

REQUESTS AND APPROVALS TO IMPORT FILL OR SOIL

NEW YORK STATE
DEPARTMENT OF ENVIRONMENTAL CONSERVATION

Request to Import/Reuse Fill or Soil

This form is based on the information required by DER-10, Section 5.4(e). Use of this form is not a substitute for reading the applicable Technical Guidance document.

SECTION 1 – SITE BACKGROUND

The allowable site use is: Restricted Residential Use

Have Ecological Resources been identified? no

Is this soil originating from the site? no

How many cubic yards of soil will be imported/reused? 400-500

If greater than 1000 cubic yards will be imported, enter volume to be imported:

SECTION 2 – MATERIAL OTHER THAN SOIL

Is the material to be imported gravel, rock or stone? yes

Does it contain less than 10%, by weight, material that would pass a size 80 sieve? yes

Is this virgin material from a permitted mine or quarry? yes

Is this material recycled concrete or brick from a DEC registered processing facility? no

SECTION 3 - SAMPLING

Provide a brief description of the number and type of samples collected in the space below:

No analytical testing required in accordance with DER-10 Section 5.4(e)(5)(i).

Example Text: 5 discrete samples were collected and analyzed for VOCs. 2 composite samples were collected and analyzed for SVOCs, Inorganics & PCBs/Pesticides.

If the material meets requirements of DER-10 section 5.5 (other material), no chemical testing needed.

SECTION 3 CONT'D - SAMPLING

Provide a brief written summary of the sampling results or attach evaluation tables (compare to DER-10, Appendix 5):

NA

Example Text: Arsenic was detected up to 17 ppm in 1 (of 5) samples; the allowable level is 16 ppm.

If Ecological Resources have been identified use the "If Ecological Resources are Present" column in Appendix 5.

SECTION 4 – SOURCE OF FILL

Name of person providing fill and relationship to the source:

Tilcon New York, Inc.

Location where fill was obtained:

Tilcon West Nyack Quarry - West Nyack, NY

Identification of any state or local approvals as a fill source:

NYSDOT #8-8R

If no approvals are available, provide a brief history of the use of the property that is the fill source:

The Tilcon West Nyack Quarry will provide virgin quarried ASTM#57 stone (which has less than 10% fines as shown on the attached gradation analysis).

Provide a list of supporting documentation included with this request:

Tilcon certification letter and gradation analysis attached below.

The information provided on this form is accurate and complete.



Signature

8/5/22

Date

Scott P. Caporizzo

Print Name

AKRF, Inc.

Firm

Revised August 2014

Tilcon New York Inc.
9 Entin Road
Parsippany, NJ 07054

T 973-366-7741
www.tilconny.com

August 3, 2022

CELTIC
156 Mt. Vernon Ave,
Suite 210,
Mt. Vernon, NY 10550

Attn: Michael Talty
Re: Required materials for 350 Grand Concourse

Dear Mr. Talty;

As it is produced by our West Nyack Quarry ASTM#57 is manufactured to meet The New York State Department of Transportation (NYSDOT) and ASTM Standard Specifications.

Our West Nyack Quarry (#8-8R source) supplies 100% virgin trap rock (diabase) that is quarried and processed to finished sizes. Material shipped from our West Nyack facility is clean and free of contaminants prior to loading. Our West Nyack quarry was approved by the NYSDOT under Test No.20AR063 and the letter to this effect is attached.

Also attached, please find a typical gradation and third-party test results confirming source quality characteristics.

If you have any questions or require additional information, please contact me at leslie.dalessandro@tilconny.com

Very truly yours,
TILCON NEW YORK, INC.

Leslie Dalessandro
Leslie Dalessandro
Quality Control Department

Plant: West Nyack Aggregate
Date Created: 08/03/2022
Date Modified: 08/03/2022
Name: ASTM#57
Description:

Sieve/Test	Spec	Result	ASTM 57's-5/8's
Bin			
Price		0	0
% Product		100	100
TPH		0	0
% Gate			0
1 1/2" (37.5mm)	100-100		100.0
1" (25mm)	90-100		100.0
3/4" (19mm)			98.7
1/2" (12.5mm)	25-60		34.4
3/8" (9.5mm)			6.5
1/4" (6.3mm)	0-10		3.0
#8 (2.36mm)			1.7
#16 (1.18mm)			1.6
#30 (.6mm)			1.5
#50 (.3mm)			1.4
#80 (.18mm)	≤10		1.4
#100 (.15mm)			1.4
#200 (75µm)	0-2		1.3

Kenneth Wiles

From: Walsh, Steven J (DEC) <Steven.Walsh@dec.ny.gov>
Sent: Tuesday, August 9, 2022 7:58 AM
To: Scott Caporizzo
Cc: Bennett, William B (DEC); Deborah Shapiro; Gregory Baird
Subject: RE: 350 Rising (C203153) - Import Request Submittal #1 - Tilcon West Nyack, NY - ASTM #57 Stone

Hi Scott, this material is approved for import to the site.

-Steve

From: Scott Caporizzo
Sent: Friday, August 5, 2022 2:18 PM
To: Walsh, Steven J (DEC)
Cc: Bennett, William B (DEC) ; dshapiro@akrf.com; Gregory Baird
Subject: 350 Rising (C203153) - Import Request Submittal #1 - Tilcon West Nyack, NY - ASTM #57 Stone

Good afternoon Steve,

Demolition of above grade structures at 350 Rising (C203153) is nearing completion, however in order to close out the demolition permit, the contractor will need to import stone materials to backfill the former partial cellar cavity as further detailed below. As such, attached for NYSDEC review is the 350 Rising (C203153) Import Request Submittal #1 – Tilcon West Nyack Quarry ASTM #57 Stone. This submittal requests NYSDEC review/approval for the import of 500 cubic yards of ASTM #57 virgin quarried stone from the Tilcon West Nyack Quarry located in West Nyack, NY. Based upon our review, the materials appear to meet the criteria set forth in DER-10 Section 5.4(e)(5)(i), therefore may be imported, without chemical testing.

For additional context, the existing building (former convenient store) was recently demolished, which had a partial cellar (the cellar slab was left in place). In order for the contractor to close out the demolition permit, they will need to backfill the former cellar area to bring this area of the site up to surface grade. As such, we were hoping that NYSDEC could expedite their review and approval of the attached Import Request Submittal #1 such that the contractor could begin import as soon as possible.

We understand that the Interim Remedial Measures Work Plan (IRMWP) is still pending final approval, however, we are hoping this import request review can come in advance of IRMWP approval so the Volunteer can finish demolition and close out their demolition permit.

Tracking documentation (e.g., manifests) and total volumes pertaining to materials imported to the Site will be maintained for future reporting.

We appreciate your review of the attached submittal. Please feel free to reach out if you require any additional information.

Regards,

Scott Caporizzo
Technical Director

P: 914.922.2354 C: 203.252.4015 | scaporizzo@akrf.com | www.akrf.com
34 South Broadway, Suite 300, White Plains, NY 10601

Scott Caporizzo
Technical Director

P: 914.922.2354 | M: 203.252.4015 | scaporizzo@akrf.com | www.akrf.com
34 South Broadway, Suite 300, White Plains, NY 10601

NEW YORK STATE
DEPARTMENT OF ENVIRONMENTAL CONSERVATION

Request to Import/Reuse Fill or Soil

This form is based on the information required by DER-10, Section 5.4(e). Use of this form is not a substitute for reading the applicable Technical Guidance document.

SECTION 1 – SITE BACKGROUND

The allowable site use is: Restricted Residential Use

This backfill is proposed to fill the open IRM excavations. The allowable Site use has not been established yet; however, the 2022 IRMWP included remediation of soil exceeding RRSCOs.

Have Ecological Resources been identified? no

Is this soil originating from the site? no

How many cubic yards of soil will be imported/reused? 200-300

If greater than 1000 cubic yards will be imported, enter volume to be imported:

SECTION 2 – MATERIAL OTHER THAN SOIL

Is the material to be imported gravel, rock or stone? yes

Does it contain less than 10%, by weight, material that would pass a size 10 sieve? no

Does it contain less than 10%, by weight, material that would pass a size 100 sieve?

The attached gradation report does not include a no.100 sieve; however, the no.80 sieve has 12% passing and the no.200 sieve has 8% passing.

Is this virgin material from a permitted mine or quarry? yes

Is this material recycled concrete or brick from a DEC registered processing facility? no

SECTION 3 - SAMPLING

Provide a brief description of the number and type of samples collected in the space below:

Samples were not collected from the source. The proposed material is crushed stone from virgin rock from Thalle Industries Inc. Fishkill Quarry. The facility permit and associated documentation is attached.

The material, NYSDOT #304 Stone will be used to as backfill for the open excavations.

Example Text: 5 discrete samples were collected and analyzed for VOCs. 2 composite samples were collected and analyzed for SVOCs, Inorganics & PCBs/Pesticides.

If the material meets requirements of DER-10 section 5.4(e)5 (other material), no chemical testing needed.

SECTION 3 CONT'D - SAMPLING

Provide a brief written summary of the sampling results or attach evaluation tables (compare to DER-10, Appendix 5):

As indicated above, the material is virgin quarried stone and samples are not required.

Example Text: Arsenic was detected up to 17 ppm in 1 (of 5) samples; the allowable level is 16 ppm.

If Ecological Resources have been identified use the "If Ecological Resources are Present" column in Appendix 5.

SECTION 4 – SOURCE OF FILL

Name of person providing fill and relationship to the source:

AKRF, Inc. requesting on behalf of Brookside Environmental, backfill placement contractor.

Location where fill was obtained:

Thalle Industries Inc. Fishkill Quarry - Fishkill, NY

Identification of any state or local approvals as a fill source:

NYSDOT-approved

If no approvals are available, provide a brief history of the use of the property that is the fill source:

Quarry

Provide a list of supporting documentation included with this request:

Attached is the material submittal with aggregate test reports and quarry permit (and associated documents).

The information provided on this form is accurate and complete.

Kenneth Wiles

Digitally signed by Kenneth Wiles
DN: E=kwiles@akrf.com, CN=Kenneth Wiles, OU=Users, OU=NYC, DC=akrf, DC=com
Date: 2023.01.09 10:52:10-05'00'

Signature

2/20/2025

Date

Kenneth Wiles

Print Name

AKRF, Inc.

Firm

Town Of Fishkill

OPERATING PERMIT

This Operating Permit must be displayed at Premises

Application #: PI24-16

Applicant's Name: Thalle Industries, Inc.

Applicant's Address: 172 Route 9 Fishkill, NY 12524

Contact Person: Dave Williams; Foreman **Telephone:** (845) 896-5156

Address of Premises for which Operating Permit is issued: 172 Route 9

Date of issuance 1/17/2024 **Expiration Date:** 1/31/2025

This Operating Permit is issued to the Applicant named above to conduct the activity(ies) and/or to use the class(es) of buildings indicated below at the Premises specified above:

Conducting a hazardous process or activity; as described in the Application.

14g . Other:

Operation of a Stone Quarry with Blasting & Bituminous Blacktop Plant (Haz & F-1).

The conditions, surroundings and arrangements for the activity(ies) and/or use(es) subject to this Operating Permit shall be in accordance with all applicable laws, ordinances, regulations and the conditions (if any) mentioned below. The Premises shall be subject to periodic inspection by the issuing Authority to ensure compliance with applicable all applicable laws, ordinances, regulations and conditions. The Operating Permit is subject to revocation for failure to comply with any applicable law, ordinance, regulation or condition. This Operating Permit shall expire on the earlier of the Expiration Date specified above or on the date of revocation pursuant to the preceding sentence. CONDITIONS (continue on attached sheets, if necessary):

Town Of Fishkill

By: Steve Van Buren 1/17/24

Name/Title: Steve Van Buren Fire Inspector

PERMIT

Under the Environmental Conservation Law (ECL)

Permittee and Facility Information

Permit Issued To:
THALLE INDUSTRIES INC
51 ROUTE 100
BRIARCLIFF MANOR, NY 10510

Facility:
THALLE FISHKILL QUARRY
172 US RTE 9
FISHKILL, NY 12524

Facility Location: in FISHKILL in DUTCHESS COUNTY
Facility Principal Reference Point: NYTM-E: 591.6 NYTM-N: 4595
Latitude: 41°30'05.0" Longitude: 73°54'09.0"

Authorized Activity: Continue to mine and process (crush and dry screen) stone from a maximum of 77.7 acres of a 77.7-acre affected area boundary, situated on 133 acres controlled by the permittee, in accordance with the plans and reports referenced in Condition #1 of this permit and conditioned herein.

Permit Authorizations

Mined Land Reclamation - Under Article 23, Title 27
Permit ID 3-1330-00049/00012 (Mined Land ID 30069)
Renewal Effective Date: 6/17/2021 Expiration Date: 6/16/2026

NYSDEC Approval

By acceptance of this permit, the permittee agrees that the permit is contingent upon strict compliance with the ECL, all applicable regulations, and all conditions included as part of this permit.

Permit Administrator: REBECCA S CRIST, Deputy Regional Permit Administrator
Address: NYSDEC Region 3 Headquarters
21 S Putt Corners Rd
New Paltz, NY 12561

Authorized Signature: Rebecca S Crist Date 06/17/2021

January 19, 2024

To Whom It May Concern:

Thalle Industries Inc. Fishkill Quarry is a New York State DOT approved material source. The Source Number is 8-54R. This source is 100% virgin Granite that is quarried and processed to finished sizes.

The following gradation is provided for NYSDOT Item 304 Crushed Stone Subbase This product would comply with the requirements for all four types of Subbase.

Sieve Size	%Pass	Type 1	Type 2	Type 3	Type 4
4”	100			100	
3”	100	100			
2”	100	90-100	100		100
1”	99				
¼”	54	30-65	25-60	30-75	30-65
no.10	34				
no.40	18	5-40	5-40	5-40	5-40
no.80	12				
no.200	8	0-10	0-10	0-10	0-10

This product is 100% Surge Fines from the crushing operation.

Please contact me with any questions regarding this product.

Yours truly,

Robert Patton
Quality Control

Kenneth Wiles

From: Perez-Maldonado, Javier (DEC) <javier.perez-maldonado@dec.ny.gov>
Sent: Tuesday, March 18, 2025 10:19 AM
To: Kenneth Wiles; SPENCER.A@BOGOPAUSA.COM
Cc: Bennett, William B (DEC); scarlett.mclaughlin; Kulow, Kristin (HEALTH); Patrick Taylor; Marc Godick; ljager
Subject: RE: 350 Rising Site, Site No. C203153 - IRM Modification

Kenneth,

Yes, the approval includes the proposed backfill material.

We will update our site contact records accordingly.

Regards,

Javier Perez-Maldonado
Project Manager, Division of Environmental Remediation

New York State Department of Environmental Conservation
625 Broadway, Albany, NY 12233
P: (518) 402-8172 | F: (518) 402-9773 | javier.perez-maldonado@dec.ny.gov
www.dec.ny.gov | | |

NEW YORK STATE | Department of Environmental Conservation

From: Kenneth Wiles <kwiles@akrf.com>
Sent: Tuesday, March 18, 2025 9:53 AM
To: Perez-Maldonado, Javier (DEC) <javier.perez-maldonado@dec.ny.gov>; SPENCER.A@BOGOPAUSA.COM
Cc: Bennett, William B (DEC) <william.bennett@dec.ny.gov>; McLaughlin, Scarlett E (HEALTH) <scarlett.mclaughlin@health.ny.gov>; Kulow, Kristin (HEALTH) <kristin.kulow@health.ny.gov>; ptaylor <ptaylor@shorewoodgrp.com>; Marc Godick <mgodick@akrf.com>; ljager <ljager@shorewoodgrp.com>
Subject: RE: 350 Rising Site, Site No. C203153 - IRM Modification

Javier,

Apologies – please use spencer.a@bogopausa.com for Spencer An's email address; the BCA Volunteer representative.

Kenneth Wiles
Senior Technical Director

AKRF
440 Park Avenue South, 7th Floor, New York, NY 10016
P 646.388.9528 | **M** 845.264.5062 | www.akrf.com

From: Kenneth Wiles <kwiles@akrf.com>
Sent: Tuesday, March 18, 2025 9:24 AM
To: Perez-Maldonado, Javier (DEC) <javier.perez-maldonado@dec.ny.gov>; Spencer An <spencer703@gmail.com>
Cc: Bennett, William B (DEC) <william.bennett@dec.ny.gov>; scarlett.mclaughlin <scarlett.mclaughlin@health.ny.gov>; Kulow, Kristin (HEALTH) <kristin.kulow@health.ny.gov>; Patrick Taylor <ptaylor@shorewoodgrp.com>; Marc Godick <mgodick@akrf.com>; Leslie Jager <ljager@shorewoodgrp.com>
Subject: RE: 350 Rising Site, Site No. C203153 - IRM Modification

Javier,

Thank you very much for issuing DEC's Approval of the IRM Modification Request letter.

Can you please confirm that this approval also includes DEC's approval of the proposed backfill material included in the IRM Modification Request Letter?

Furthermore, as you inquired separately, the email address for the Volunteer representative included in the BCA Amendment was incorrect and it should be: spencer703@gmail.com

Can you also include Patrick Taylor (ptaylor@shorewoodgrp.com) and Leslie Jager (ljager@shorewoodgrp.com) in any DEC correspondence to the Volunteer. They are additional representatives for the Volunteer Entity.

Thanks
Ken

Kenneth Wiles
Senior Technical Director

AKRF
440 Park Avenue South, 7th Floor, New York, NY 10016
P 646.388.9528 | **M** 845.264.5062 | www.akrf.com

From: Perez-Maldonado, Javier (DEC) <javier.perez-maldonado@dec.ny.gov>
Sent: Tuesday, March 18, 2025 8:07 AM
To: san@shorewoodgrp.com
Cc: Bennett, William B (DEC) <william.bennett@dec.ny.gov>; scarlett.mclaughlin <scarlett.mclaughlin@health.ny.gov>; Kulow, Kristin (HEALTH) <kristin.kulow@health.ny.gov>; Patrick Taylor <ptaylor@shorewoodgrp.com>; Kenneth Wiles <kwiles@akrf.com>; Marc Godick <mgodick@akrf.com>
Subject: 350 Rising Site, Site No. C203153 - IRM Modification

This email copies you on correspondence from the New York State Department of Environmental Conservation, Division of Environmental Remediation. An electronic attachment is enclosed. A hard copy version will not follow in the mail. Please contact me, if you experience problems with this transmission or hard copy of the attachment is required.

Regards,

Javier Perez-Maldonado
Project Manager, Division of Environmental Remediation

New York State Department of Environmental Conservation
625 Broadway, Albany, NY 12233
P: (518) 402-8172 | F: (518) 402-9773 | javier.perez-maldonado@dec.ny.gov
www.dec.ny.gov |

IMPORT TICKETS

TILCON
A CRH COMPANY

20929590

TICKET: 20929590 DATE: 8/[illegible]/2021 TIME: 07:21
LOCATION: 00209 West Nyack Quarry
DISPATCH: 273817
CUSTOMER: 99107 Cash-West Nyack Stone
SALES ORDER: Q855957
PURCHASE ORDER:
TRUCK: 7751
HAULER: 104037 RJL INDUSTRIES, INC
DELIVERY METHOD: Delivered ZONE CODE
ITEM CODE: 1015018
DESCRIPTION: ASTM #57 - 3/4
DELIVERY ADDRESS:
CELTIC DEMOLITION
350 GRAND CONCOURSE BRONX NY 10451

INSTRUCTIONS
350 GRAND CONCOURSE BRONX NY 10451
350 GRAND CONCOURSE BRONX NY 10451

OFF JOB TIME

ON JOB TIME

GROSS	1[illegible],4[illegible]0	lb	59.[illegible]3	UT
TARE	3[illegible],8[illegible]0	lb	18.[illegible]4	UT
NET	80,5[illegible]0	lb	40.[illegible]9	UT

# OF LOADS	UNITS INST TODAY	METRIC TONS TODAY
1	0.29	36.55

UNIT PRICE:	2[illegible].50
SUBTOTAL:	102[illegible].40
FREIGHT:	46[illegible].34
OTHER:	10[illegible].57
TAX:	[illegible].00
TOTAL:	159[illegible].31

DRIVER SIGNATURE

CUSTOMER SIGNATURE

SOURCE: 8-6R FACILITY ID:
SCALE: 1 WEIGHMASTER: Steve C

TILCON NEW YORK, INC. ISSUES THIS RECEIPT SOLELY FOR THE PURPOSE OF ESTABLISHING WEIGHT. OPERATION OF THE VEHICLE IN EXCESS OF ALLOWABLE LEGAL PERMITS MAY RESULT IN DELAY OF THE VEHICLE AND/OR ARREST OF ITS OPERATOR. WE ARE NOT RESPONSIBLE FOR DAMAGE WHEN DELIVERY IS ORDERED OFF PUBLIC ROADS. ANY DAMAGE WILL BE CHARGED TO THE CUSTOMER

TILCON
A CRH COMPANY

TILCON NEW YORK INC.
A CRH COMPANY

9 Entin Rd.
Parsippany, NJ07054

New York And New Jersey Orders
(855) 659-1100

Ticket #: 20929591

Ticket #	Date	Time	Dispatch	Plant #	Plant Description	Source	Facility ID
20929591	08/16/2022	07:22	273817	00209	West Nyack Quarry 845-353-04	8-8R	

Sold To:
Cash-West Nyack Stone
Job Description:
CELTIC DEMOLITION 350 GRAND CONCOURSE BRONX NY 10451

Customer #	Order #	Purchase Order
99107	Q855957	

Zone	Truck #	Hauler
	7754	104037 RJL INDUSTRIES, INC.

Product #	Product Description	DOT Mix ID	Delivery Method
1015018	ASTM #57 - 3/4		Delivered
2110012	TRUCK DELIVERY FUEL SURCHARGE		
3000002	AGGREGATE PRODUCTION SURCHARGE		

350 GRAND CONCOURSE BRONX NY 10451
914 704 5511

Loads: 2 **Accum Amount:** 80.06 Tons 72.63 Metric Tonnes

GROSS: 117,720 L
TARE: 38,180 L
NET: 79,540 L

TODAYS TOTAL:	3,092.59
UNIT PRICE:	25.50
SUBTOTAL:	1014.14
FREIGHT:	457.36
OTHER:	106.18
TAX:	0.00
TOTAL:	1577.68
GRAND TOTAL:	1,577.68

This Load: 39.77 Tons 36.08 Metric Tonnes
Weighmaster Steve C

TILCON NEW YORK, INC. ISSUES THIS RECEIPT SOLELY FOR THE PURPOSE OF ESTABLISHING WEIGHT.OPERATION OF THIS VEHICLE IN EXCESS OF ALLOWABLE LEGAL PERMITS MAY RESULT IN DELAY OF THE VEHICLE AND/OR ARREST OF ITS OPERATOR. WE ARE NOT RESPONSIBLE FOR DAMAGE WHEN DELIVERY IS ORDERED OFF PUBLIC ROADS ANY DAMAGE WILL BE CHARGED TO THE CUSTOMER

Received By: _____ **Driver Name:** _____

TILCON
A CRH COMPANY

TILCON NEW YORK INC.
A CRH COMPANY

9 Entin Rd.
Parsippany, NJ07054

New York And New Jersey Orders
(855) 659-1100

Ticket #: 20929592

Ticket #	Date	Time	Dispatch	Plant #	Plant Description	Source	Facility ID
20929592	08/16/2022	07:24	273817	00209	West Nyack Quarry 845-353-04	8-8R	

Sold To:
Cash-West Nyack Stone
Job Description:
CELTIC DEMOLITION 350 GRAND CONCOURSE BRONX NY 10451

Customer #	Order #	Purchase Order
99107	Q855957	

Zone	Truck #	Hauler
	7750	104037 RJL INDUSTRIES, INC.

Product #	Product Description	DOT Mix ID	Delivery Method
1015018	ASTM #57 - 3/4		Delivered
2110012	TRUCK DELIVERY FUEL SURCHARGE		
3000002	AGGREGATE PRODUCTION SURCHARGE		

350 GRAND CONCOURSE BRONX NY 10451
914 704 5511

Loads: 3 **Accum Amount:** 120.51 Tons 109.33 Metric Tonnes

GROSS: 117,500 L
TARE: 36,600 L
NET: 80,900 L

TODAYS TOTAL:	4,614.93
UNIT PRICE:	25.50
SUBTOTAL:	1031.48
FREIGHT:	465.18
OTHER:	108.00
TAX:	0.00
TOTAL:	1604.66
GRAND TOTAL:	1,604.66

This Load: 40.45 Tons 36.70 Metric Tonnes
Weighmaster Steve C

TILCON NEW YORK, INC. ISSUES THIS RECEIPT SOLELY FOR THE PURPOSE OF ESTABLISHING WEIGHT.OPERATION OF THIS VEHICLE IN EXCESS OF ALLOWABLE LEGAL PERMITS MAY RESULT IN DELAY OF THE VEHICLE AND/OR ARREST OF ITS OPERATOR. WE ARE NOT RESPONSIBLE FOR DAMAGE WHEN DELIVERY IS ORDERED OFF PUBLIC ROADS ANY DAMAGE WILL BE CHARGED TO THE CUSTOMER

Received By: Robert Mandelbaum **Driver Name:** _____

TILCON
A CRH COMPANY

TILCON NEW YORK INC.
A CRH COMPANY

9 Entin Rd.
Parsippany, NJ 07054

New York And New Jersey Orders
(855) 659-1100

Ticket #: 20929667

Ticket #	Date	Time	Dispatch	Plant #	Plant Description	Source	Facility ID
20929667	08/16/2022	10:04	273817	00209	West Nyack Quarry 845-353-04	8-8R	

Sold To:
Cash-West Nyack Stone

Job Description:
CELTIC DEMOLITION 350 GRAND CONCOURSE BRONX NY 10451

Customer #	Order #	Purchase Order
99107	Q855957	

Zone	Truck #	Hauler
	7754	104037 RJL INDUSTRIES, INC.

Product #	Product Description
1015018	ASTM #57 - 3/4
2110012	TRUCK DELIVERY FUEL SURCHARGE
3000002	AGGREGATE PRODUCTION SURCHARGE

DOT Mix ID	Delivery Method
	Delivered

350 GRAND CONCOURSE BRONX NY 10451
914 704 5511

Loads: 5 **Accum Amount:** 198.98 Tons 180.51 Metric Tonnes

GROSS: 115,260 L
TARE: 38,180 L
NET: 77,080 L

TODAYS TOTAL:	7,561.46
UNIT PRICE:	25.50
SUBTOTAL:	982.77
FREIGHT:	443.21
OTHER:	102.90
TAX:	0.00
TOTAL:	1528.88
GRAND TOTAL:	1,528.88

This Load: 38.54 Tons 34.96 Metric Tonnes
Weighmaster Steve C

TILCON NEW YORK, INC. ISSUES THIS RECEIPT SOLELY FOR THE PURPOSE OF ESTABLISHING WEIGHT.OPERATION OF THIS VEHICLE IN EXCESS OF ALLOWABLE LEGAL PERMITS MAY RESULT IN DELAY OF THE VEHICLE AND/OR ARREST OF ITS OPERATOR. WE ARE NOT RESPONSIBLE FOR DAMAGE WHEN DELIVERY IS ORDERED OFF PUBLIC ROADS ANY DAMAGE WILL BE CHARGED TO THE CUSTOMER

d By: _____ **Driver Name:** _____

TILCON
A CRH COMPANY

TILCON NEW YORK INC.
A CRH COMPANY

9 Entin Rd.
Parsippany, NJ07054

New York And New Jersey Orders
(855) 659-1100

Ticket #: 20929666

Ticket #	Date	Time	Dispatch	Plant #	Plant Description	Source	Facility ID
20929666	08/16/2022	10:03	273817	00209	West Nyack Quarry 845-353-04	8-8R	

Sold To:
Cash-West Nyack Stone

Job Description:
CELTIC DEMOLITION 350 GRAND CONCOURSE BRONX NY 10451

Customer #	Order #	Purchase Order
99107	Q855957	

Zone	Truck #	Hauler
	7750	104037 RJL INDUSTRIES, INC.

Product #	Product Description
1015018	ASTM #57 - 3/4
2110012	TRUCK DELIVERY FUEL SURCHARGE
3000002	AGGREGATE PRODUCTION SURCHARGE

DOT Mix ID	Delivery Method
	Delivered

350 GRAND CONCOURSE BRONX NY 10451
914 704 5511

Loads: 4 **Accum Amount:** 160.44 Tons 145.55 Metric Tonnes

GROSS: 116,460 L
TARE: 36,600 L
NET: 79,860 L

TODAYS TOTAL:	6,115.24
UNIT PRICE:	25.50
SUBTOTAL:	1018.22
FREIGHT:	459.20
OTHER:	106.62
TAX:	0.00
TOTAL:	1584.04
GRAND TOTAL:	1,584.04

This Load: 39.93 Tons 36.22 Metric Tonnes
Weighmaster Steve C

TILCON NEW YORK, INC. ISSUES THIS RECEIPT SOLELY FOR THE PURPOSE OF ESTABLISHING WEIGHT. OPERATION OF THIS VEHICLE IN EXCESS OF ALLOWABLE LEGAL PERMITS MAY RESULT IN DELAY OF THE VEHICLE AND/OR ARREST OF ITS OPERATOR. WE ARE NOT RESPONSIBLE FOR DAMAGE WHEN DELIVERY IS ORDERED OFF PUBLIC ROADS ANY DAMAGE WILL BE CHARGED TO THE CUSTOMER

Received By: _____ **Driver Name:** _____

TILCON
A CRH COMPANY

TILCON NEW YORK INC.
A CRH COMPANY

9 Entin Rd.
Parsippany, NJ 07054

New York And New Jersey Orders
(855) 659-1100

Ticket #: 20929729

Ticket #	Date	Time	Dispatch	Plant #
20929729	08/16/2022	11:52	273817	00209

Plant Description	Source	Facility ID
West Nyack Quarry 845-353-04	8-8R	

Sold To:
Cash-West Nyack Stone

Job Description:
CELTIC DEMOLITION 350 GRAND CONCOURSE BRONX NY 10451

Customer #	Order #	Purchase Order
99107	Q855957	

Zone	Truck #	Hauler
	7754	104037 RJL INDUSTRIES, INC.

Product #	Product Description
1015018	ASTM #57 - 3/4
2110012	TRUCK DELIVERY FUEL SURCHARGE
3000002	AGGREGATE PRODUCTION SURCHARGE

DOT Mix ID	Delivery Method
	Delivered

350 GRAND CONCOURSE BRONX NY 10451
914 704 5511

Loads: 6 **Accum Amount:** 238.19 Tons 216.08 Metric Tonnes

GROSS: 116,600 L
TARE: 38,180 L
NET: 78,420 L

TODAYS TOTAL:	9,037.15
UNIT PRICE:	25.50
SUBTOTAL:	999.86
FREIGHT:	450.92
OTHER:	104.69
TAX:	0.00
TOTAL:	1555.47
GRAND TOTAL:	1,555.47

This Load: 39.21 Tons 35.57 Metric Tonnes
Weighmaster Steve C

TILCON NEW YORK, INC. ISSUES THIS RECEIPT SOLELY FOR THE PURPOSE OF ESTABLISHING WEIGHT.OPERATION OF THIS VEHICLE IN EXCESS OF ALLOWABLE LEGAL PERMITS MAY RESULT IN DELAY OF THE VEHICLE AND/OR ARREST OF ITS OPERATOR. WE ARE NOT RESPONSIBLE FOR DAMAGE WHEN DELIVERY IS ORDERED OFF PUBLIC ROADS ANY DAMAGE WILL BE CHARGED TO THE CUSTOMER

Received By: _____ **Driver Name:** _____

TILCON
A CRH COMPANY

TILCON NEW YORK INC.
A CRH COMPANY

9 Entin Rd.
Parsippany, NJ 07054

New York And New Jersey Orders
(855) 659-1100

Ticket #: 20929731

Ticket #	Date	Time	Dispatch	Plant #	Plant Description	Source	Facility ID
20929731	08/16/2022	11:55	273817	00209	West Nyack Quarry 845-353-04	8-8R	

Sold To:
Cash-West Nyack Stone
Job Description:
CELTIC DEMOLITION 350 GRAND CONCOURSE BRONX NY 10451

Customer #	Order #	Purchase Order
99107	Q855957	

Zone	Truck #	Hauler
	7750	104037 RJL INDUSTRIES, INC.

Product #	Product Description	DOT Mix ID	Delivery Method
1015018	ASTM #57 - 3/4		Delivered
2110012	TRUCK DELIVERY FUEL SURCHARGE		
3000002	AGGREGATE PRODUCTION SURCHARGE		

350 GRAND CONCOURSE BRONX NY 10451
914 704 5511

Loads: 7 **Accum Amount:** 278.11 Tons 252.29 Metric Tonnes

GROSS:	116,440 L
TARE:	36,600 L
NET:	79,840 L

TODAYS TOTAL:	10,539.61
UNIT PRICE:	25.50
SUBTOTAL:	1017.96
FREIGHT:	459.08
OTHER:	106.58
TAX:	0.00
TOTAL:	1583.62
GRAND TOTAL:	1,583.62

This Load: 39.92 Tons 36.21 Metric Tonnes
Weighmaster Steve C

TILCON NEW YORK, INC. ISSUES THIS RECEIPT SOLELY FOR THE PURPOSE OF ESTABLISHING WEIGHT.OPERATION OF THIS VEHICLE IN EXCESS OF ALLOWABLE LEGAL PERMITS MAY RESULT IN DELAY OF THE VEHICLE AND/OR ARREST OF ITS OPERATOR. WE ARE NOT RESPONSIBLE FOR DAMAGE WHEN DELIVERY IS ORDERED OFF PUBLIC ROADS ANY DAMAGE WILL BE CHARGED TO THE CUSTOMER

Received By: _____ **Driver Name:** _____

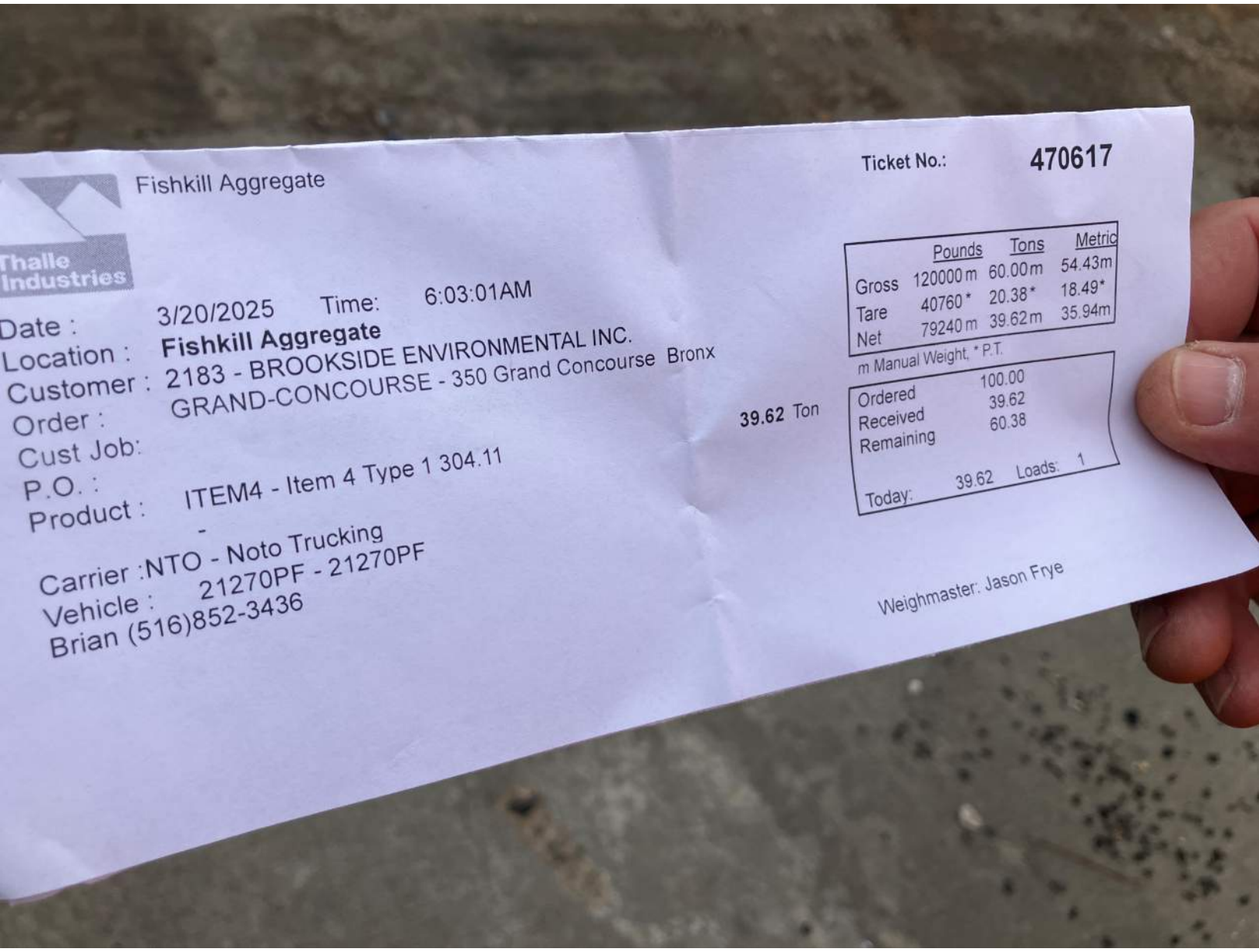

Fishkill Aggregate

Thalle Industries

Ticket No.: 470617

Date : 3/20/2025 Time: 6:03:01AM
Location : **Fishkill Aggregate**
Customer : 2183 - BROOKSIDE ENVIRONMENTAL INC.
Order : GRAND-CONCOURSE - 350 Grand Concourse Bronx
Cust Job:
P.O. :
Product : ITEM4 - Item 4 Type 1 304.11
-

39.62 Ton

	Pounds	Tons	Metric
Gross	120000 m	60.00 m	54.43m
Tare	40760 *	20.38 *	18.49*
Net	79240 m	39.62 m	35.94m

m Manual Weight, * P.T.

Ordered	100.00
Received	39.62
Remaining	60.38

Today: 39.62 Loads: 1

Carrier : NTO - Noto Trucking
Vehicle : 21270PF - 21270PF
Brian (516)852-3436

Weighmaster: Jason Frye

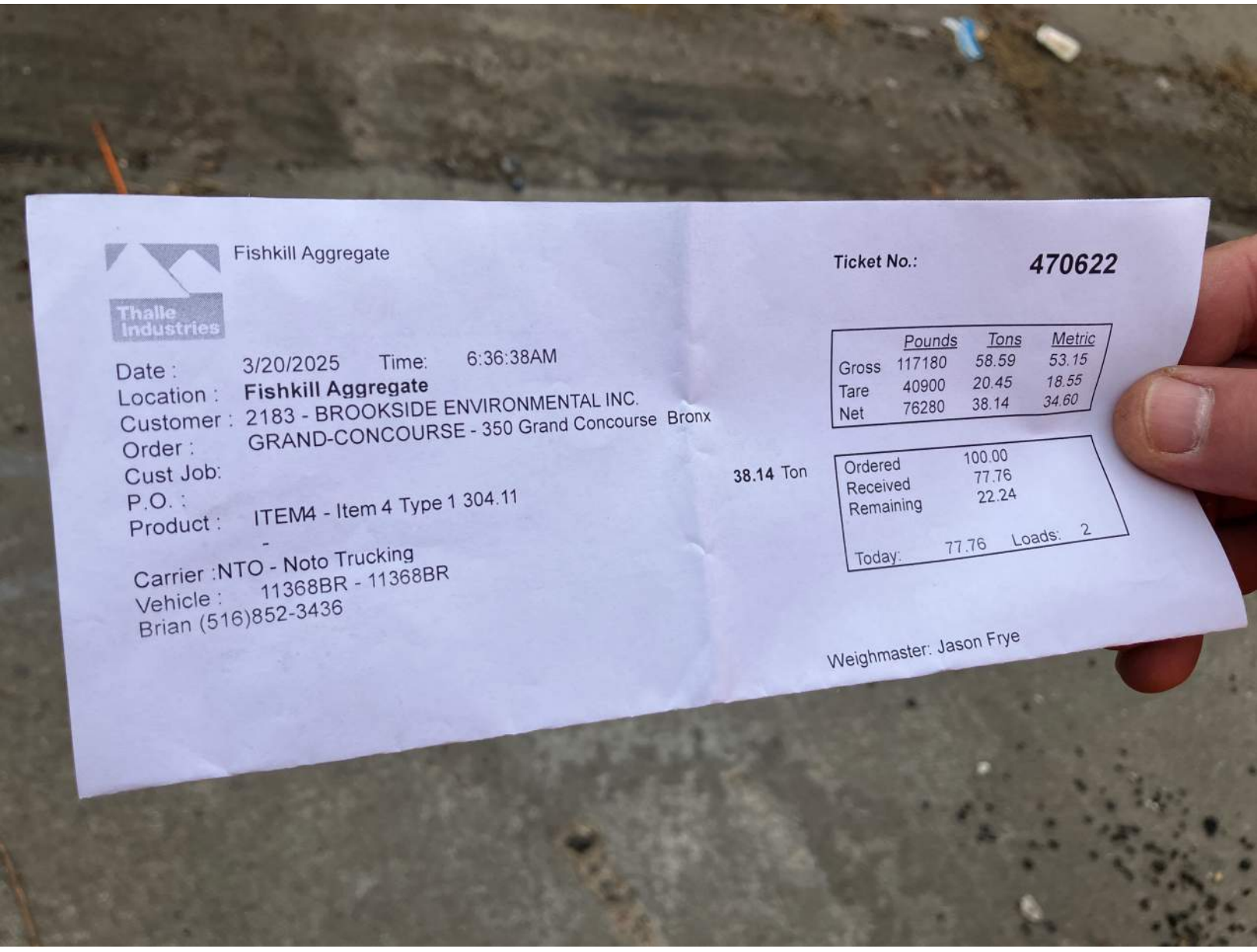

Thalle Industries

Fishkill Aggregate

Ticket No.: ***470622***

Date : 3/20/2025 Time: 6:36:38AM
Location : **Fishkill Aggregate**
Customer : 2183 - BROOKSIDE ENVIRONMENTAL INC.
Order : GRAND-CONCOURSE - 350 Grand Concourse Bronx
Cust Job:
P.O. :
Product : ITEM4 - Item 4 Type 1 304.11
-

Carrier :NTO - Noto Trucking
Vehicle : 11368BR - 11368BR
Brian (516)852-3436

	Pounds	Tons	Metric
Gross	117180	58.59	53.15
Tare	40900	20.45	18.55
Net	76280	38.14	34.60

38.14 Ton

Ordered	100.00
Received	77.76
Remaining	22.24

Today: 77.76 Loads: 2

Weighmaster: Jason Frye

Fishkill Aggregate

Thalle Industries

Ticket No.: **470731**

Date : 3/21/2025 Time: 9:47:36AM
Location : **Fishkill Aggregate**
Customer : 2183 - BROOKSIDE ENVIRONMENTAL INC.
Order : GRAND-CONCOURSE - 350 Grand Concourse Bronx
Cust Job:
P.O. :
Product : ITEM4 - Item 4 Type 1 304.11
-
arrier :NTO - Noto Trucking
hicle : 13403BR - 13403BR
an (516)852-3436

	Pounds	Tons	Metric
Gross	119100	59.55	54.02
Tare	44340 *	22.17 *	20.11 *
Net	74760	37.38	33.91

* P. T.

37.38 Ton

Ordered	100.00
Received	350.29
Remaining	-250.29

Today: 193.67 Loads: 5

Weighmaster: Christina Martins 606570

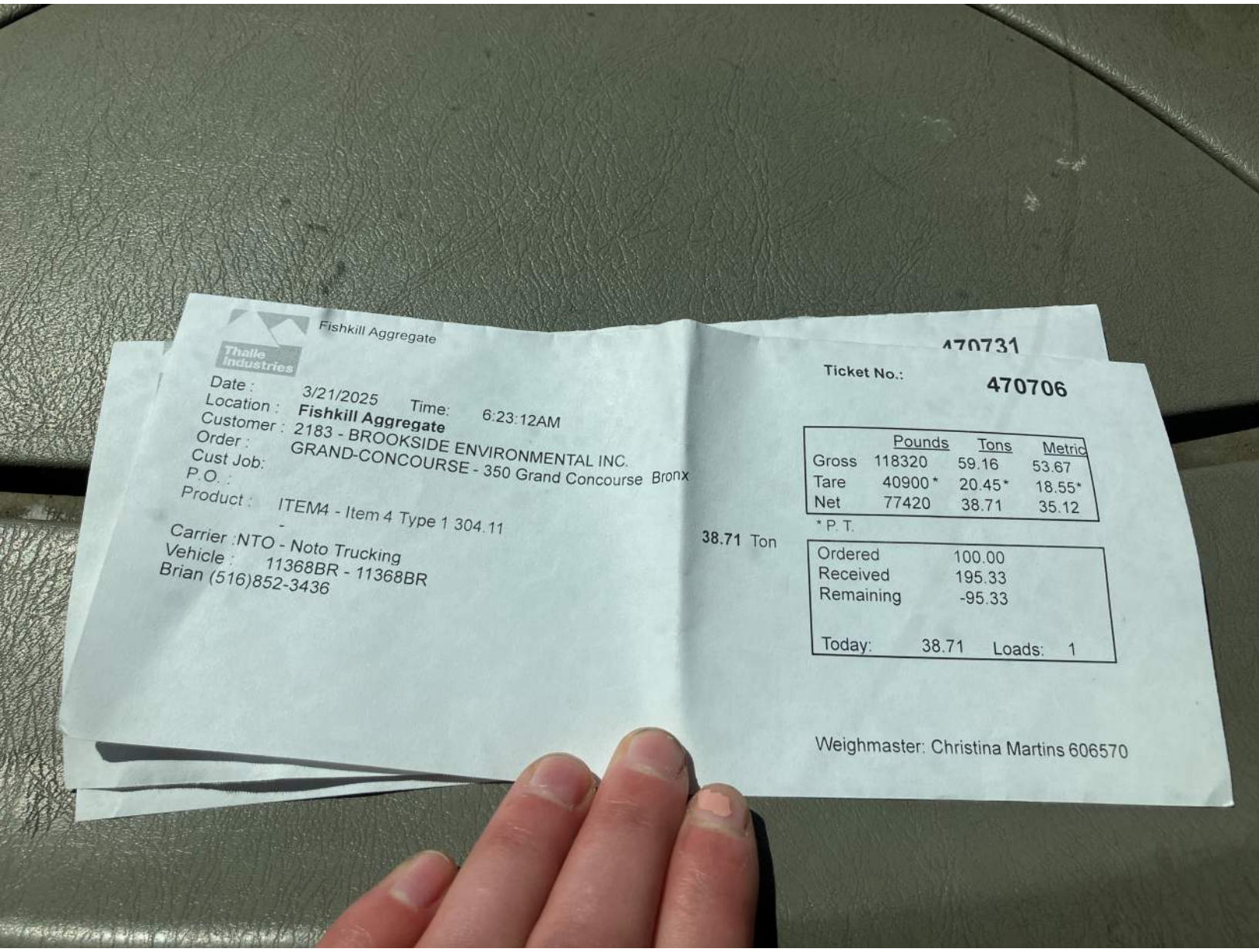
Fishkill Aggregate
Thalle Industries
Date : 3/21/2025 Time: 6:23:12AM
Location : Fishkill Aggregate
Customer : 2183 - BROOKSIDE ENVIRONMENTAL INC.
Order : GRAND-CONCOURSE - 350 Grand Concourse Bronx
Cust Job:
P.O. :
Product : ITEM4 - Item 4 Type 1 304.11
-
Carrier : NTO - Noto Trucking
Vehicle : 11368BR - 11368BR
Brian (516)852-3436
38.71 Ton
Ticket No.: 470706
Pounds Tons Metric
Gross 118320 59.16 53.67
Tare 40900 * 20.45 * 18.55*
Net 77420 38.71 35.12
* P. T.
Ordered 100.00
Received 195.33
Remaining -95.33
Today: 38.71 Loads: 1
Weighmaster: Christina Martins 606570

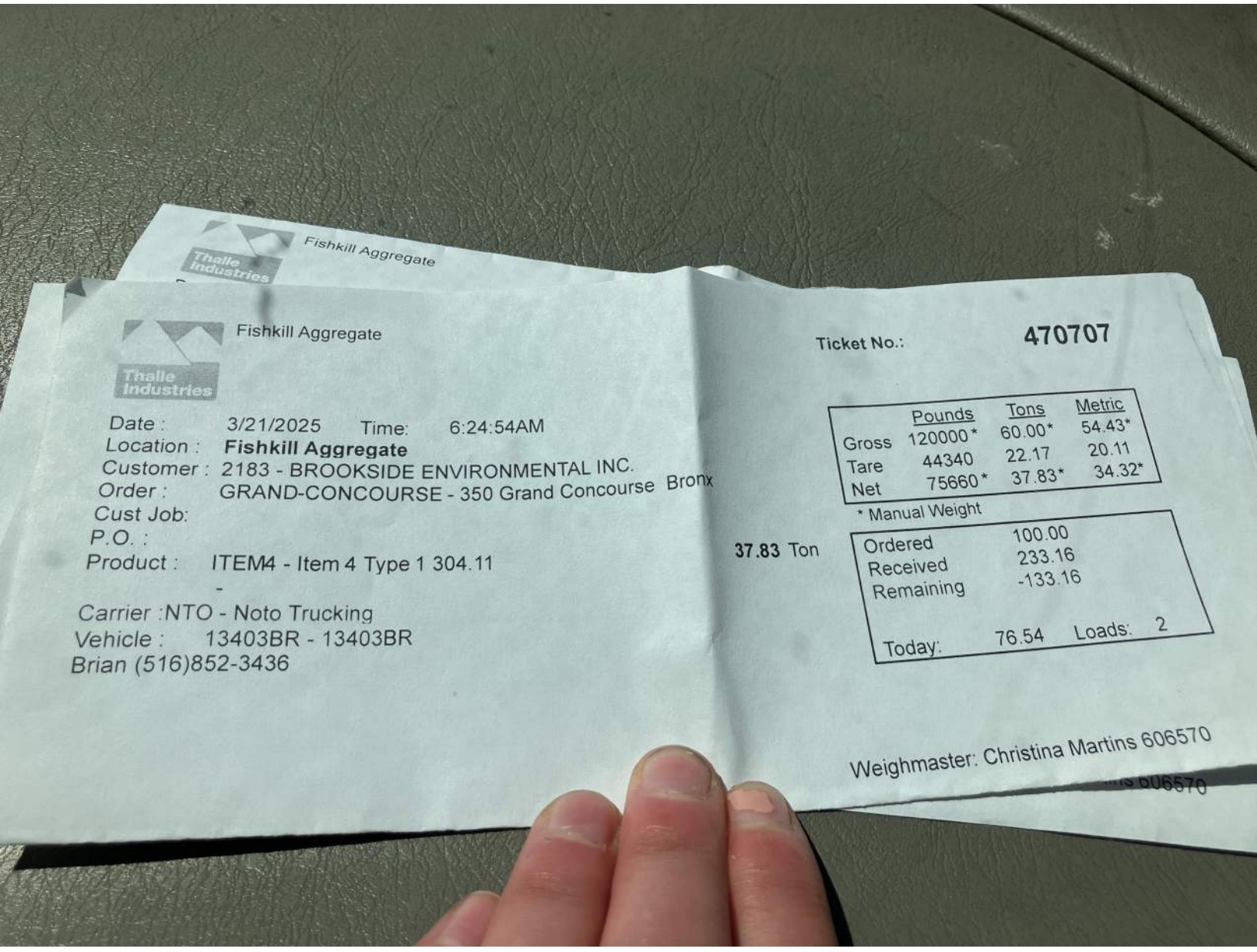
Fishkill Aggregate
Thalle Industries
Fishkill Aggregate
Thalle Industries
Ticket No.: 470707
Date : 3/21/2025 Time: 6:24:54AM
Location : Fishkill Aggregate
Customer : 2183 - BROOKSIDE ENVIRONMENTAL INC.
Order : GRAND-CONCOURSE - 350 Grand Concourse Bronx
Cust Job:
P.O. :
Product : ITEM4 - Item 4 Type 1 304.11
-
Carrier :NTO - Noto Trucking
Vehicle : 13403BR - 13403BR
Brian (516)852-3436
37.83 Ton
Pounds Tons Metric
Gross 120000* 60.00* 54.43*
Tare 44340 22.17 20.11
Net 75660* 37.83* 34.32*
* Manual Weight
Ordered 100.00
Received 233.16
Remaining -133.16
Today: 76.54 Loads: 2
Weighmaster: Christina Martins 606570

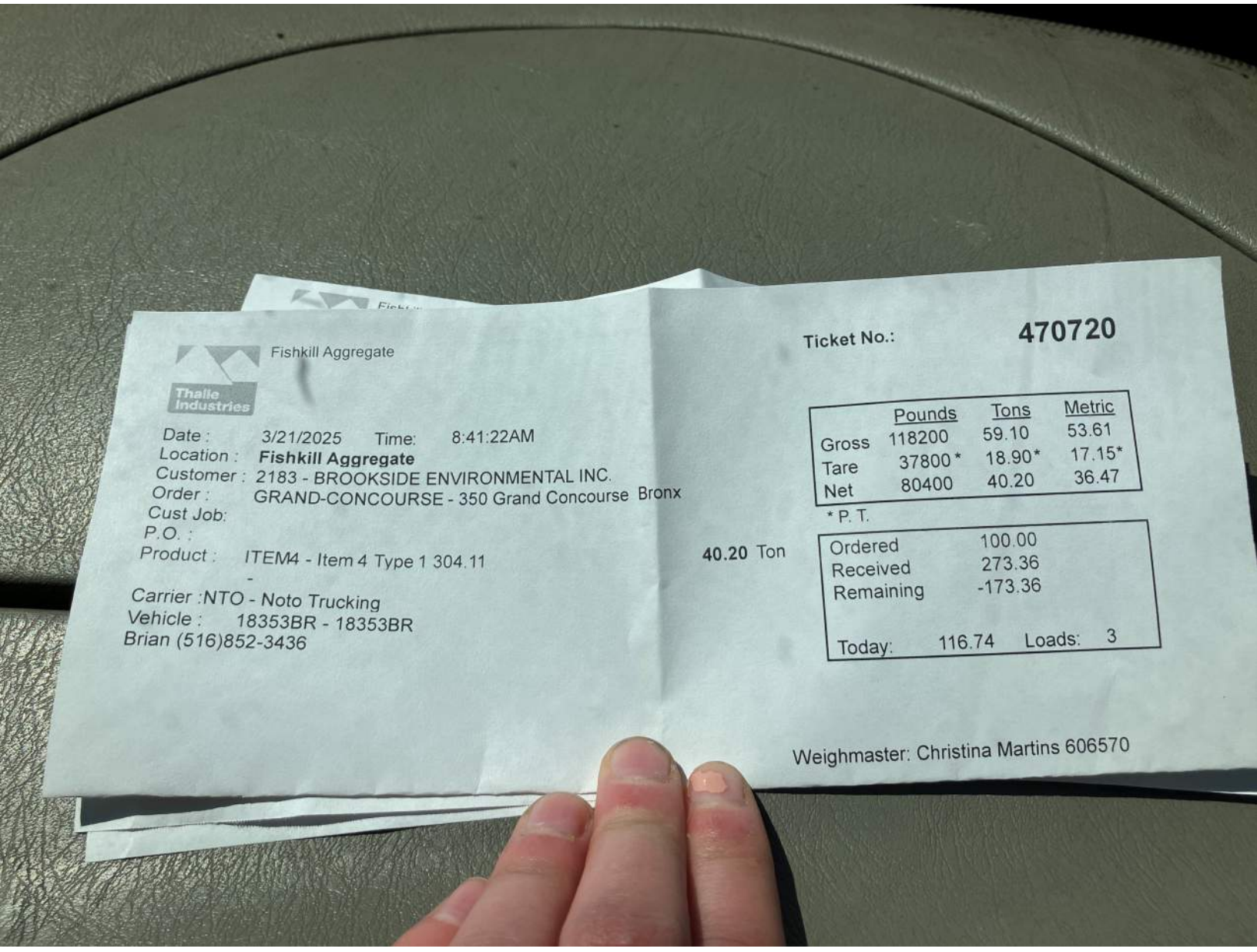

Fishkill Aggregate

Thalle Industries

Ticket No.: **470720**

Date : 3/21/2025 Time: 8:41:22AM
Location : **Fishkill Aggregate**
Customer : 2183 - BROOKSIDE ENVIRONMENTAL INC.
Order : GRAND-CONCOURSE - 350 Grand Concourse Bronx
Cust Job:
P.O. :
Product : ITEM4 - Item 4 Type 1 304.11
-
Carrier :NTO - Noto Trucking
Vehicle : 18353BR - 18353BR
Brian (516)852-3436

	Pounds	Tons	Metric
Gross	118200	59.10	53.61
Tare	37800 *	18.90*	17.15*
Net	80400	40.20	36.47

* P. T.

40.20 Ton

Ordered	100.00
Received	273.36
Remaining	-173.36

Today: 116.74 Loads: 3

Weighmaster: Christina Martins 606570

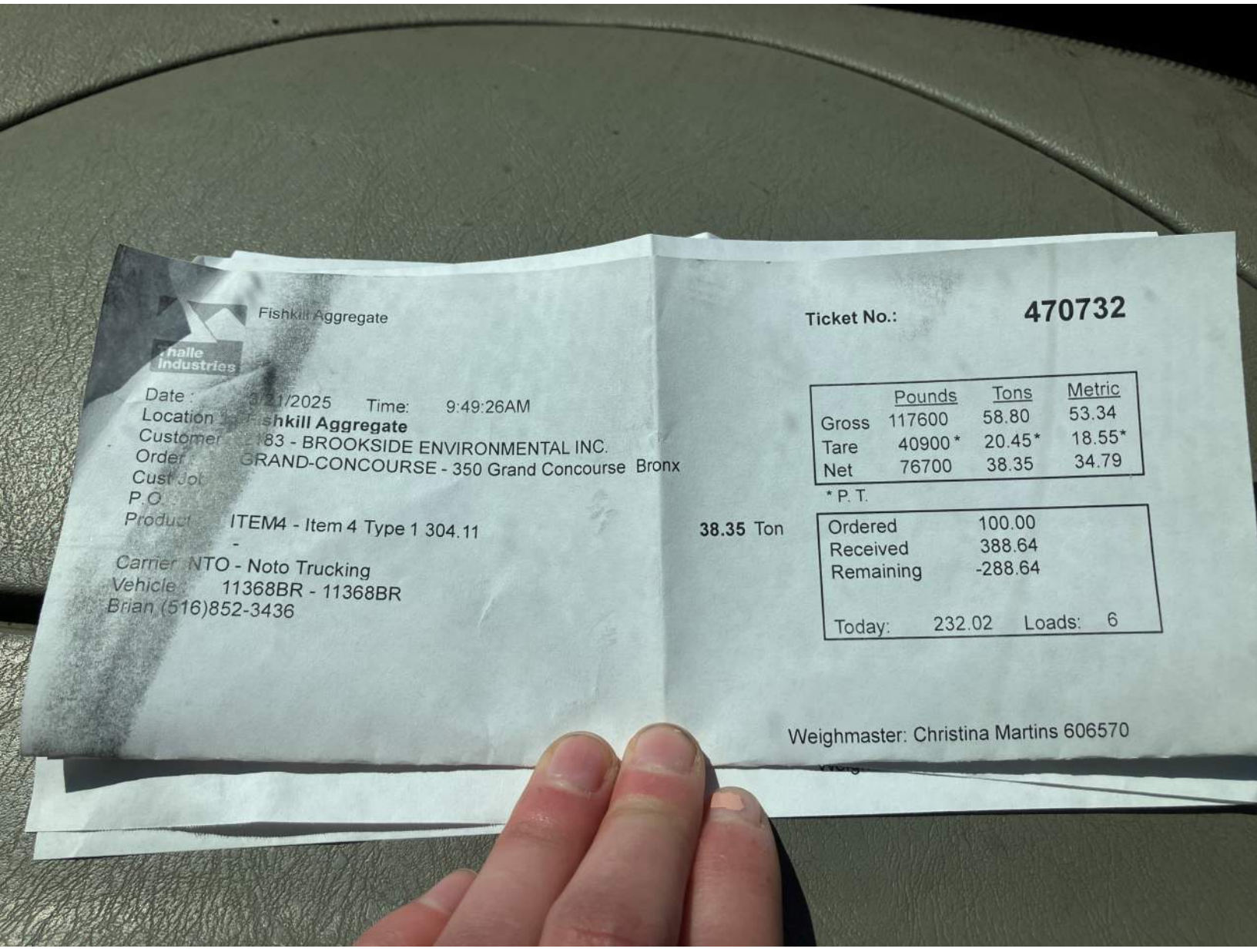

Fishkill Aggregate

halle industries

Ticket No.: 470732

Date : 3/21/2025 Time: 9:49:26AM
Location : **Fishkill Aggregate**
Customer : 183 - BROOKSIDE ENVIRONMENTAL INC.
Order : GRAND-CONCOURSE - 350 Grand Concourse Bronx
Cust Job :
P.O. :
Product : ITEM4 - Item 4 Type 1 304.11
-

Carrier : NTO - Noto Trucking
Vehicle : 11368BR - 11368BR
Brian (516)852-3436

	Pounds	Tons	Metric
Gross	117600	58.80	53.34
Tare	40900 *	20.45*	18.55*
Net	76700	38.35	34.79

* P. T.

38.35 Ton

Ordered	100.00
Received	388.64
Remaining	-288.64

Today: 232.02 Loads: 6

Weighmaster: Christina Martins 606570

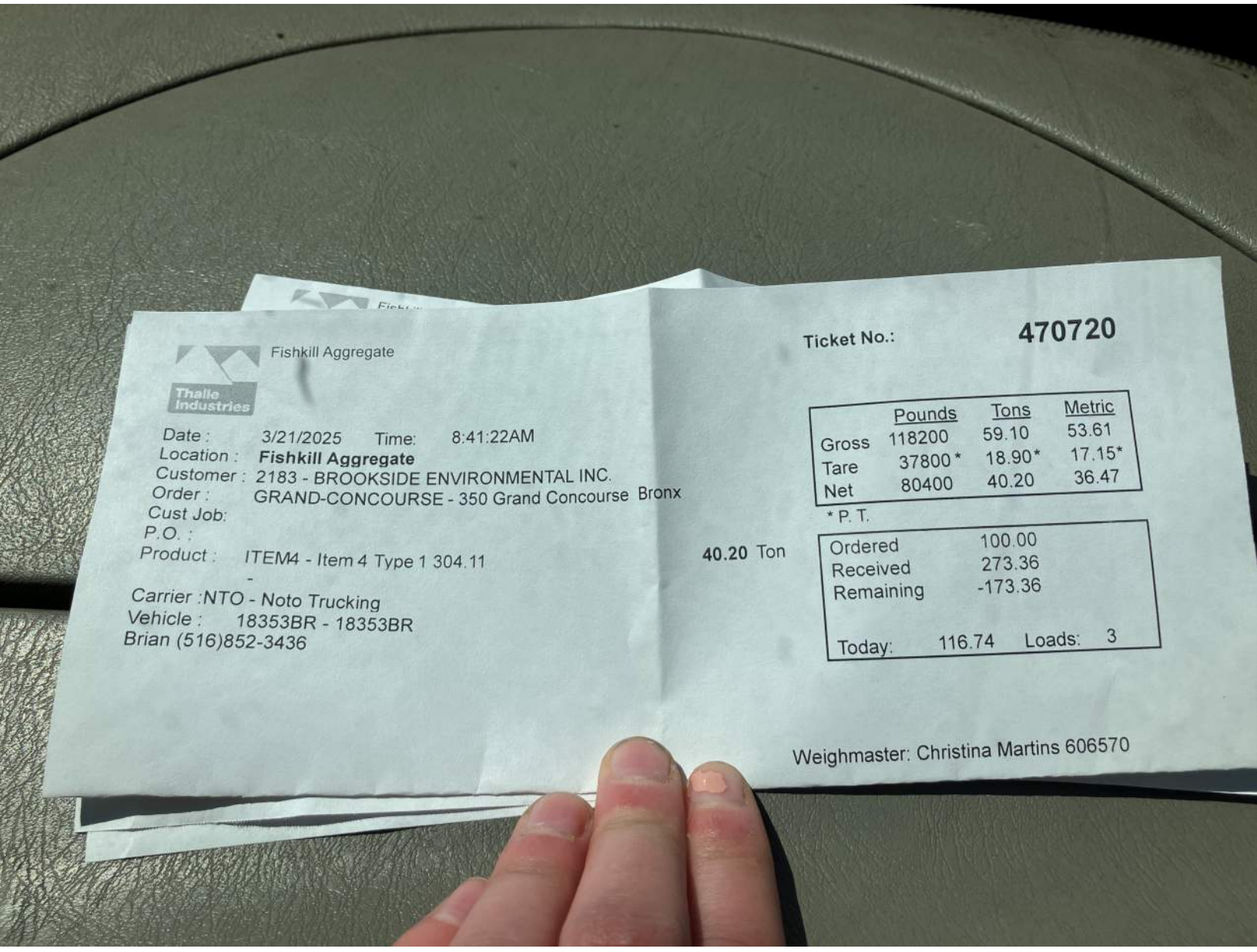

Fishkill Aggregate

Thalle Industries

Ticket No.: **470720**

Date : 3/21/2025 Time: 8:41:22AM
Location : **Fishkill Aggregate**
Customer : 2183 - BROOKSIDE ENVIRONMENTAL INC.
Order : GRAND-CONCOURSE - 350 Grand Concourse Bronx
Cust Job:
P.O. :
Product : ITEM4 - Item 4 Type 1 304.11
-
Carrier :NTO - Noto Trucking
Vehicle : 18353BR - 18353BR
Brian (516)852-3436

	Pounds	Tons	Metric
Gross	118200	59.10	53.61
Tare	37800 *	18.90*	17.15*
Net	80400	40.20	36.47

* P. T.

40.20 Ton

Ordered	100.00
Received	273.36
Remaining	-173.36

Today: 116.74 Loads: 3

Weighmaster: Christina Martins 606570