



FOCUSED SUBSURFACE SITE INVESTIGATION (FSSI)

**2737-2747 WEBSTER AVENUE
& 390 EAST 197TH STREET
BRONX, NEW YORK 10458**

PREPARED FOR

LONG HOUSE PROPERTIES

PROJECT NO. M24352-1

MERRITT ENVIRONMENTAL CONSULTING CORP.

519 Route 111, Hauppauge, NY 11788
(631) 617-6200 WWW.MERRITTEC.COM



519 Route 111, Hauppauge, NY 11788
(631) 617-6200/Tel (631) 617-6201/Fax

FOCUSED SUBSURFACE SITE INVESTIGATION

**2737 TO 2747 WEBSTER AVENUE
& 390 EAST 197TH STREET
BRONX, NEW YORK**

**PREPARED FOR
LONGHOUSE PROPERTIES
63 EAST FIELD DRIVE
BEDFORD, NEW YORK 10506
ATTN: MR. CLINT OLSEN**

**PREPARED BY
MERRITT ENVIRONMENTAL CONSULTING CORP.
519 ROUTE 111
HAUPPAUGE, NEW YORK 11788**

JUNE 2025

MECC PROJECT M24352-1

Table of Contents

| | |
|---|-----------|
| SIGNATURE PAGE..... | 2 |
| 1.0 INTRODUCTION AND SUMMARY OF FINDINGS | 3 |
| 1.1 Background | 3 |
| 1.2 Topography and Geology | 4 |
| 1.3 Prior Reports | 4 |
| 2.0 FSSI SCOPE OF WORK COMPLETED | 5 |
| 3.0 SOIL SAMPLE COLLECTION AND LABORATORY RESULTS | 6 |
| 3.1 Soil Quality Field Screening Results | 6 |
| 3.2 Soil Sample Analysis Results | 6 |
| TABLE 1: VOC LABORATORY RESULTS FOR SOIL SAMPLES | 6 |
| TABLE 2: PAH LABORATORY RESULTS FOR SOIL SAMPLES..... | 7 |
| TABLE 3: TAL METAL LABORATORY RESULTS FOR SOIL SAMPLES | 7 |
| 4.0 SUB-SLAB SOIL VAPOR SAMPLING..... | 8 |
| 4.1 Sub-Slab Soil Vapor Sample Laboratory Analysis Results..... | 8 |
| TABLE 4: SUB-SLAB SOIL VAPOR ANALYSIS RESULTS | 8 |
| 5.0 CONCLUSIONS AND RECOMMENDATIONS | 10 |
| 6.0 LIMITATIONS OF THE FSSI | 11 |

Appendices

| | |
|------------|-------------------------------------|
| Appendix A | Site Location Map |
| | Site Sketch with Sampling Locations |
| Appendix B | Laboratory Reports |
| Appendix C | Site Photographs |

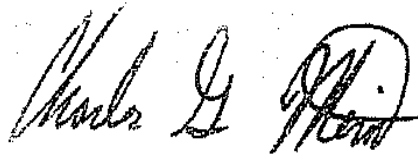
SIGNATURE PAGE

Merritt Environmental Consulting Corp. ("MECC") and the undersigned have completed this Focused Subsurface Site Investigation (the "FSSI") at 2737 to 2737 Webster Avenue, Bronx, New York (the "Site") in general accordance with the scope of work defined in MECC's proposal dated May 14, 2025. This project conducted for environmental due diligence purposes using generally accepted industry practice.

MERRITT ENVIRONMENTAL CONSULTING CORP.



Frank Galdun
Project Geologist



Charles G. Merritt
President/LEED AP

1.0 INTRODUCTION AND SUMMARY OF FINDINGS

This report presents the results of the FSSI conducted by MECC at the Site, which contains one single-story commercial retail building with a partial basement, one single-story vehicle repair building with a partial basement and one (1) two-story mixed use residential/commercial building with a partial basement (all structures are contiguous and attached). The Site is approximately 10,200 square feet in size and the buildings appear to cover the entire Site. MECC understands that this FSSI is intended for use as an environmental due diligence instrument, and that the Site may be redeveloped.

The City of New York has assigned an “e-Designation” classification to the Site, triggering a requirement to conduct a comprehensive environmental investigation before redevelopment can commence. The scope of this FSSI is intended as a means of screening Site conditions to establish if actionable soil contamination or an actionable volatile organic vapor intrusion condition exists at the Site, and is not to be construed as being in compliance with all environmental investigatory/corrective action regulatory mandates under the assigned e-Designation. Although not intended specifically as an aid for construction planning (since no drawings or specifications apparently exist), MECC believes that the scope of this FSSI was sufficient to determine if adverse environmental conditions may be encountered during future development.

The principal intent of this study was to establish subsurface soil quality beneath the Site in connection with the potential of elevated concentrations of volatile organic compounds (VOCs). In addition, this study included an evaluation of fill quality at the Site. A series of four (4) interior soil borings were installed using a hand auger and shallow grab soil samples were collected for laboratory analysis for the presence of VOCs, Polycyclic Aromatic Hydrocarbons (PAHs) and Target Analyte List Metals (TAL Metals). In addition, three (3) sub-slab soil vapor samples were collected from the Site building basements for laboratory analysis to establish if an actionable volatile organic vapor intrusion condition exists. Summa canisters were used to collect all sub-slab soil vapor samples.

Depth to the water table at the Site is unknown, but soil borings were extended to a maximum depth of five feet below the basement floor under the Site retail building (approximately 13 feet to 14 feet below sidewalk elevation). No water-bearing zones were encountered in soil to this depth. It appears that a shallow bedrock condition may exist under at least a portion of the Site, particularly at the two smaller buildings that are located at the highest Site surface elevation.

Although none of the laboratory data gathered by this study raises the potential of a volatile organic vapor intrusion condition inside any future structures, MECC does suggest that a soil vapor barrier specifically designed to prevent vapor intrusion be installed any future structure as a precautionary measure. Installation of a vapor barrier may also be required by the City of New York under the e-Designation classification.

During installation of the soil borings, MECC observed a distinct lack of materials typically found in common fill that can contain elevated concentrations of metals and PAHs beyond approximately one-foot below the building floor slabs. Soil quality laboratory analytical data generally confirms the lack of these materials in soil beneath the Site, with three TAL Metals detected at levels exceeding the most stringent soil quality standards established by the State of New York in a single sample (mercury, chromium and lead). A trace concentration of a single VOC (methylene chloride) was detected by the laboratory in three of the soil samples, but at levels that do not approach the most stringent regulatory limit. No PAHs were detected in any of the soil samples. While the large majority of soil beneath the Site consists of native sand with some gravel and cobble, special handling and disposal costs will be incurred once future waste characterization soil sampling and laboratory analysis is completed for the shallow fill. There remains the possibility of depositing the deeper excavated soil into the Clean Soil Bank established by the City of New York assuming that future sample analysis data confirms the findings of this FSSI. Soil disposal options should be evaluated well in advance of commencement of construction work.

1.1 Background

The Site is located at the southwest corner of the intersection of Webster Avenue and E. 197th Street in an urban setting. Site improvements consist of one single-story commercial retail building with a partial basement at the 2737 to 2747 Webster Avenue address (this building contains a paint and paint supplies store). In addition, the Site includes one single-story vehicle repair shop building with a partial basement (390 E. 197th Street) and a two-story mixed use residential/commercial building with a partial basement (392 E. 197th Street). It appears that the repair shop operations consist primarily tire repair and replacement work. The size of the Site is roughly 10,200 square feet and all structures are contiguous and attached. The ground floor of the two-story mixed use Site building houses a warehouse. According to the New York City Geographic Information System, the current Site improvements were constructed in approximately 1914. All of the Site buildings appear to have always been connected to the local sewer and potable water supply systems. MECC observed no groundwater monitoring wells at the Site or those portions of adjoining properties visible from publicly accessible areas. Currently the Site building houses general office operations.

A recently completed phase I environmental site assessment (ESA) identifies no areas of environmental concern at the Site. The ESA did indicate that an abandoned aboveground heating oil storage tank (AST) is located within the partial basement of the single-story paint store building. During the FSSI field work, MECC observed that the weld seams along one end of the AST had been split open, allowing a view of its interior. No residual fluids were observed within the AST, which was found to have been filled within concrete rubble. No evidence of a petroleum release was observed at the AST.

1.2 Topography and Geology

The Site elevation is estimated at between roughly 70 feet and 80 feet above mean sea level (see topographic map in Appendix A). Surface topography within the Site is moderate relief with a downward slope to the south-southeast. The Site is located at the base of a northwest-to-southeast trending ridge and adjacent to a shallow valley created by parallel ridge lines. The two smaller Site buildings located along E. 197th Street are positioned at the highest Site surface elevation.

Use of powered drilling equipment to install soil borings at the Site was not possible due to limited access, particularly at the two smaller Site buildings along E. 197th Street. A hand auger was used to install the soil borings into the Site basements and refusal occurred at depths ranging from four feet to five feet below the basement floors. A thin layer of fill materials exists beneath the partial basements at the Site and was found to no more than six inches in thickness. Native brown medium sand with some rounded gravel and cobble was encountered beneath the fill layer. Deposition of this material likely occurred in a glaciofluvial setting. Depth to the bedrock surface could not be established but is assumed to be shallow (within ten feet below the basement slabs). The maximum depth of the soil borings was five feet below the basement floor at the Site paint store building (this structure is at the lowest Site surface elevation). No water-bearing zones were encountered in this or the remaining two soil borings, which were finished at four feet below the basement floors.

1.3 Prior Reports

Aside from the recently completed ESA, no other prior reports pertaining to known or potential adverse environmental conditions at the Site appear to exist.

2.0 FSSI SCOPE OF WORK COMPLETED

MECC installed four (4) soil borings at the Site: two (2) in the partial basement of the single-story paint store at 2737 to 2747 Webster Avenue; and one (1) each into the partial basements under the two smaller Site buildings at E. 197th Street. Mr. Frank Galdun, Project Geologist with MECC conducted all drilling, assessment and sample tasks. All field work was completed on May 22, 2025. The maximum depths of the borings ranged between four feet and five feet below the basement floors. Shallow grab soil samples were collected for laboratory analysis from all borings (one each boring). A Site Location Map and Site Plan are provided in Appendix A of this report. The primary area of concern investigated by this study was the possible presence of VOCs in soil at the Site. In addition, the shallow samples were submitted for laboratory analysis under varying parameters to understand fill quality, primarily as it relates to the potential of being classified as a hazardous waste should it be removed for off-site disposal during future development.

MECC was prepared to collect groundwater samples for laboratory analysis by placing temporary well points into the completed borings. No water-bearing zones were encountered to boring termination depths. As a confirmatory measure, a temporary well point was placed into one of the borings installed at the Site paint store, and no water accumulation was recorded.

Three (3) sub-slab soil vapor samples were collected for laboratory analysis using Summa canisters from beneath the Site building basement floor to assess the possibility of a volatile organic vapor intrusion condition. Two (2) of these samples were collected from the paint store and one (1) sample was collected from beneath the basement floor of the vehicle repair shop building along E. 197th Street.

3.0 SOIL SAMPLE COLLECTION AND LABORATORY RESULTS

3.1 Soil Quality Field Screening Results

Continuous soil samples were collected for field screening at all of the borings to termination depth. All soil samples were evaluated for visual or olfactory evidence of contamination. A portable photoionization detector (PID) was used to measure volatile organic vapor levels in each soil sample.

MECC detected no odors or unusual staining in any of the soil samples extracted from four soil borings soil borings (identified as B1 through B4). In addition, no PID responses were recorded in soil extracted from any boring.

3.2 Soil Sample Analysis Results

MECC collected one (1) grab soil sample from shallow depths at each of the four (4) borings for laboratory analysis (total four samples). Sample identifications on the laboratory report in Appendix C show the soil boring and depth of sample collection.

MECC submitted all soil samples collected during this study to Veritech, a New York State Department of Health-Certified environmental laboratory (NYSDOH ELAP No. 10982). MECC placed all samples collected during this study in containers holding the appropriate preservatives. The laboratory supplied all sample containers used by MECC. All samples were shipped on ice to Veritech within one business day of collection. In addition, MECC completed all appropriate chain of custody documents prior to sample shipment.

MECC compared all soil sample analytical data to the Unrestricted Use Soil Cleanup Objectives (UUSCOs) established under 6 NYCRR Part 375. UUSCOs are the most stringent soil quality criteria established by the State of New York. While less stringent categories for soil quality exist based on current or proposed usage of a property, the UUSCOs are commonly employed as the default when conducting environmental due diligence studies.

The four soil samples were analyzed under EPA Method 8260 – VOCs. Table 1 summarizes the laboratory data:

| TABLE 1: VOC LABORATORY RESULTS FOR SOIL SAMPLES | | | | | |
|---|----------------------------------|-------------------|-----------------|-----------------|------------|
| Detected compounds only | | | | | |
| Compound | Sample Location and Depth | | | | SCO |
| | B1 0.5'-1' | B2 0.5'-1' | B3 2'-3' | B4 1'-2' | |
| Methylene chloride | 0.0023 | 0.0067 | 0.0028 | ND | 0.05 |

NOTES

1. All results are expressed in milligrams per kilogram (mg/kg), which can also be expressed as parts per million (ppm).
2. ND - Parameter non-detected, below method detection limits.
3. Results in bold exceed Unrestricted Use Soil Cleanup Objectives as defined in NYSDEC, Division of Environmental Remediation, 6 NYCRR Part 375, Environmental Remediation Programs, dated December 14, 2006.

As shown, methylene chloride was detected in three (3) of the four (4) samples at trace concentrations. No other VOCs were detected in any of the soil samples.

In order to assess shallow fill quality beneath the Site, all soil samples were selected for laboratory analysis under EPA Method 8270: Polycyclic Aromatic Hydrocarbons (PAHs). Certain PAHs were detected and Table 2 summarizes the laboratory report.

**FOCUSED SUBSURFACE SITE INVESTIGATION
2737 TO 2747 WEBSTER AVENUE, BRONX, NEW YORK**

TABLE 2: PAH LABORATORY RESULTS FOR SOIL SAMPLES

Detected compounds only

| Compound | Sample Location and Depth | | | | SCO |
|------------------------|---------------------------|------------|----------|----------|-----|
| | B1 0.5'-1' | B2 0.5'-1' | B3 2'-3' | B4 1'-2' | |
| Benzo(a)anthracene | ND | 0.054 | ND | ND | 1.0 |
| Benzo(a)pyrene | ND | 0.059 | ND | ND | 1.0 |
| Benzo(b)fluoranthene | ND | 0.086 | ND | ND | 1.0 |
| Benzo(g,h,i)perylene | ND | 0.04 | ND | ND | 100 |
| Chrysene | ND | 0.063 | ND | ND | 1.0 |
| Fluoranthene | ND | 0.083 | ND | ND | 100 |
| Indeno(1,2,3-cd)pyrene | ND | 0.091 | ND | ND | 0.5 |

NOTES

- All results are expressed in milligrams per kilogram (mg/kg), which can also be expressed as parts per million (ppm).
- ND - Parameter non-detected, below method detection limits.
- Results in bold exceed Unrestricted Use Soil Cleanup Objectives as defined in NYSDEC, Division of Environmental Remediation, 6 NYCRR Part 375, Environmental Remediation Programs, dated December 14, 2006.

Trace concentrations of seven PAHs were detected in B2 0.5'-1' and do not approach respective UUSCOs. No PAHs were detected in the remaining three samples.

In order to further evaluate shallow fill quality, the four soil samples were also analyzed at the laboratory for Target Analyte List Heavy Metals (TAL Metals). Table 3 summarizes the laboratory report.

TABLE 3: TAL METAL LABORATORY RESULTS FOR SOIL SAMPLES

Detected metals only

| Compound | Sample Location and Depth | | | | SCO |
|-----------|---------------------------|-------------|----------|----------|--------|
| | B1 0.5'-1' | B2 0.5'-1' | B3 2'-3' | B4 1'-2' | |
| Mercury | ND | 0.19 | ND | ND | 0.18 |
| Aluminum | 8000 | 11000 | 3800 | 3500 | No SCO |
| Arsenic | 1.6 | 2.4 | 0.67 | 0.93 | 13 |
| Barium | 60 | 100 | 23 | 40 | 350 |
| Cadmium | 0.14 | 0.13 | ND | ND | 2.5 |
| Calcium | 11000 | 19000 | 1900 | 3400 | No SCO |
| Chromium | 23 | 45 | 7.8 | 9.9 | 30 |
| Cobalt | 6.6 | 8.8 | 3.2 | 5.2 | 30 |
| Copper | 31 | 32 | 19 | 91 | 50 |
| Iron | 16000 | 22000 | 6300 | 6400 | No SCO |
| Lead | 11 | 440 | 4.4 | 6.4 | 63 |
| Magnesium | 4100 | 6300 | 2100 | 1900 | No SCO |
| Manganese | 240 | 330 | 120 | 170 | 1600 |
| Nickel | 17 | 24 | 9.9 | 12 | 30 |
| Potassium | 2100 | 2700 | 670 | 570 | No SCO |
| Thallium | 0.13 | 0.15 | ND | 0.055 | No SCO |
| Sodium | 170 | 330 | ND | ND | No SCO |
| Vanadium | 22 | 37 | 11 | 11 | 100 |
| Zinc | 54 | 59 | 18 | 30 | 109 |
| Beryllium | 0.2 | 0.3 | 0.11 | 0.12 | 7.2 |
| Selenium | 1.8 | 2.2 | ND | ND | No SCO |

NOTES

- All results are expressed in milligrams per kilogram (mg/kg), which can also be expressed as parts per million (ppm).
- ND - Parameter non-detected, below method detection limits.
- Results in bold exceed Unrestricted Use Soil Cleanup Objectives as defined in the NYSDEC, Division of Environmental Remediation, 6 NYCRR Part 375, Environmental Remediation Programs, dated December 14, 2006.

As shown in the table, three TAL Metals were detected at concentrations exceeding UUSCOs in B2 0.5'-1'. No other TAL Metals were detected at levels above UUSCOs in any of the samples. This data also generally confirms that materials typical of common urban fill that contain elevated concentrations of TAL metals are largely absent in soil beneath the Site. In addition, laboratory analysis of the slightly deeper samples collected from B3 and B4 detected no TAL Metals in exceedance of UUSCOs, which generally confirms that only a thin layer of fill material exists beneath the Site buildings.

4.0 SUB-SLAB SOIL VAPOR SAMPLING

The three (3) sub-slab soil vapor probes were installed using a hand-held hammer drill tipped with the 16-inch-long masonry drill bit. The soil vapor samples were collected in accordance with the New York State Department of Health *Final Guidance for Evaluating Soil Vapor Intrusion in the State of New York*, October 2006, revised February 2024 (the “Final Guidance”). The soil vapor implants were installed into the probe holes using dedicated 3/16” flexible tubing to a depth of approximately six inches below the floor slabs.

No indoor air sampling was conducted as the Site is proposed for building demolition and redevelopment.

After setting the implants at the desired depths at the sub-slab soil vapor sampling points, dedicated flexible tubing was extended to ground surface, sealed with plumber’s putty at ground surface and connected to the sample collection equipment. All sampling was performed with a flow rate of no more than 0.2 liters of air per minute. MECC conducted field screening of indoor air and sub-slab air quality using a photoionization detected (PID). Downhole PID readings in each soil gas penetration was undetected for volatile organic vapors

Each of the sub-slab soil vapor samples (SV1 through SV3) were collected into six-liter Summa canisters certified clean by the laboratory. Each canister was equipped with a regulator set for a two-hour sampling period.

4.1 Sub-Slab Soil Vapor Sample Laboratory Analysis Results

Both samples were analyzed at Chemtech for VOCs under EPA Method TO-15. Table 5 summarizes the laboratory report of analysis.

| TABLE 4: SUB-SLAB SOIL VAPOR ANALYSIS RESULTS EPA Method TO-15 | | | |
|--|------------------------------------|----------------------------|----------------------------|
| Compound | SV1 (under vehicle repair shop) | SV2 (under paint store) | SV3 (under paint store) |
| Vinyl chloride | ND | ND | ND |
| 1,1-Dichloroethene | ND | ND | ND |
| Cyclohexane | ND | 3.03J | ND |
| cis-1,2-Dichloroethene | ND | ND | ND |
| 1,1,1-Trichloroethane | ND | ND | ND |
| Benzene | ND | ND | ND |
| Ethylbenzene | ND | 2.52J | 12.2 |
| Toluene | 7.16J | 9.04 | 22.6 |
| m/p-Xylene | ND | 6.08J | 27.8 |
| o-Xylene | ND | 3.56J | 13.9 |
| 1,2,4-Trimethylbenzene | 2.9J | 6.88J | 18.2 |
| 1,3,5-Trimethylbenzene | ND | 3.29J | ND |
| Naphthalene | ND | 2.2 | ND |
| 2,2,4-Trimethylpentane | ND | ND | ND |
| Hexane | 310 | 26.8 | 60.3 |
| Heptane | 193 | 4.92J | 10.7 |
| Trichloroethene | 12.4 | 3.33 | ND |
| Perchloroethylene | 19.7 | 33.9 | 61.7 |

NOTES

1. All results are expressed in micrograms per cubic meter of air (ug/m³)
2. J = Concentration is approximate and is less than the quantitation limit but greater than the method detection limit (MDL)
3. “ND” Not Detected

**FOCUSED SUBSURFACE SITE INVESTIGATION
2737 TO 2747 WEBSTER AVENUE, BRONX, NEW YORK**

MECC focused on those compounds addressed by the Final Guidance when reviewing the laboratory data: perchloroethylene (PCE), trichloroethene (TCE), cis-1,2-dichloroethene (cis-1,2-DCE), 1,1-dichloroethene (1,1-DCE), 1,1,1-trichloroethane (1,1,1-TCA) and vinyl chloride. In addition, the Final Guidance addresses several petroleum fuel-related VOCs, which are listed in Table 4.

The Final Guidance includes decision matrices with guidance values for the various targeted VOCs detected in the two samples. These decision matrices are intended for use when both sub-slab soil vapor and indoor air laboratory analytical data are available, and provide recommendations based on VOC concentrations in both sub-slab soil vapor and indoor air. In order to minimize cost, and for Site screening purposes, only sub-slab soil vapor samples were collected. Table 5 summarizes the recommendations in the Final Guidance decision matrices for the target VOCs:

| TABLE 5: FINAL GUIDANCE DECISION MATRIX SUMMARY | | | | |
|--|------------|------------|------------|--|
| Compound | SV1 | SV2 | SV3 | Final Guidance Recommendation |
| Cyclohexane | ND | 3.03J | ND | Generally no further action when below 60 µg/m ³ in soil vapor. |
| 1,2,4-Trimethylbenzene | 2.9J | 6.88J | 18.2 | Generally no further action when below 60 µg/m ³ in soil vapor. |
| 1,3,5-Trimethylbenzene | ND | 3.29J | ND | Generally no further action when below 60 µg/m ³ in soil vapor. |
| Naphthalene | ND | 2.2 | ND | Generally no further action when below 60 µg/m ³ in soil vapor. |
| Ethylbenzene | ND | 2.52J | 12.2 | Generally no further action recommended when detected in soil vapor below 60 µg/m ³ |
| Heptane | 193 | 4.92J | 10.7 | Generally no further action when below 200 µg/m ³ in soil vapor. |
| o-Xylenes | ND | 3.56J | 13.9 | Generally no further action when detected in soil vapor below 60 µg/m ³ . |
| m/p-Xylene | ND | 6.08J | 27.8 | Generally no further action when below 200 µg/m ³ in soil vapor. |
| Perchloroethylene | 19.7 | 33.9 | 61.7 | Generally no further action when detected below 100 µg/m ³ µg/m ³ in soil vapor. |
| Trichloroethene | 12.4 | 3.33 | ND | Generally no further action when between 6.0 µg/m ³ and 60 µg/m ³ in soil vapor. |
| Toluene | 7.16J | 9.04 | 22.6 | Generally no further action when below 300 µg/m ³ in soil vapor. |

NOTES

1. All results are expressed in micrograms per cubic meter of air (µg/m³)
2. "ND" Not Detected

As shown, none of the concentrations of individual VOCs targeted by the Final Guidance trigger a recommendation for further action.

5.0 CONCLUSIONS AND RECOMMENDATIONS

The principal finding of this study is the lack of any evidence to suggest that contamination by VOCs exists in soil at the Site.

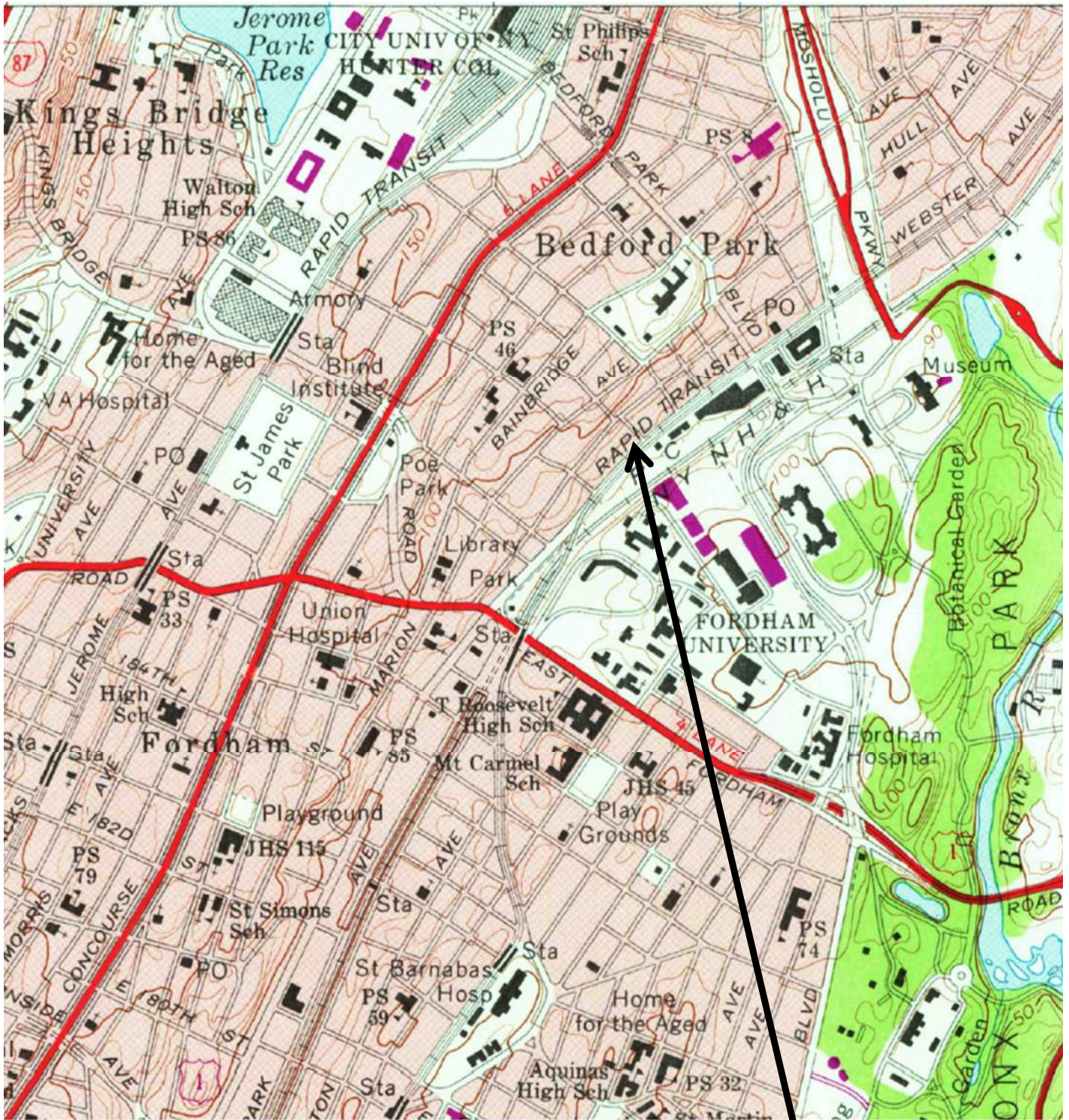
During installation of the soil borings, MECC observed a distinct lack of materials typically found in common fill that can contain elevated concentrations of metals and PAHs beyond approximately one-foot below the building floor slabs. Soil quality laboratory analytical data generally confirms the lack of these materials in soil beneath the Site, with three TAL Metals detected at levels exceeding UUSCOs in a single sample (mercury, chromium and lead in B2 0.5'-1'). While the large majority of soil beneath the Site consists of native sand with some gravel and cobble, special handling and disposal costs will be incurred once future waste characterization soil sampling and laboratory analysis is completed for the shallow fill. There remains the possibility of depositing the deeper excavated soil into the Clean Soil Bank established by the City of New York assuming that future sample analysis data confirms the findings of this FSSI. Soil disposal options should be evaluated well in advance of commencement of construction work.

MECC's review of the laboratory analytical report for the three collected sub-slab soil vapor samples revealed no evidence of an actionable volatile organic vapor intrusion potential. However, under the e-Designation process, the City of New York may require installation of a suitable vapor barrier under a new Site building regardless of the lack of evidence of a vapor intrusion condition.

6.0 LIMITATIONS OF THE FSSI

MECC has completed this Focused Subsurface Site Investigation in accordance with the contract scope of work, using reasonable efforts to attempt to identify areas of potential liability associated with adverse environmental conditions at the Site. MECC has made no independent investigation of the accuracy of secondary sources and has assumed them to be accurate and complete. MECC does not warrant the accuracy or completeness of information provided by secondary sources. MECC does not warrant that the Site is suitable for any particular purpose or that the Site is clean or free of liability. This study is intended solely for environmental due diligence purposes, was not designed to meet regulatory requirements for delineation of the contamination discovered at the Site and was not a submittal for regulatory agency review.

**APPENDIX A:
SITE LOCATION MAP
SITE PLAN**



SITE

FIGURE 1: SITE LOCATION MAP

Contour Interval: 10'

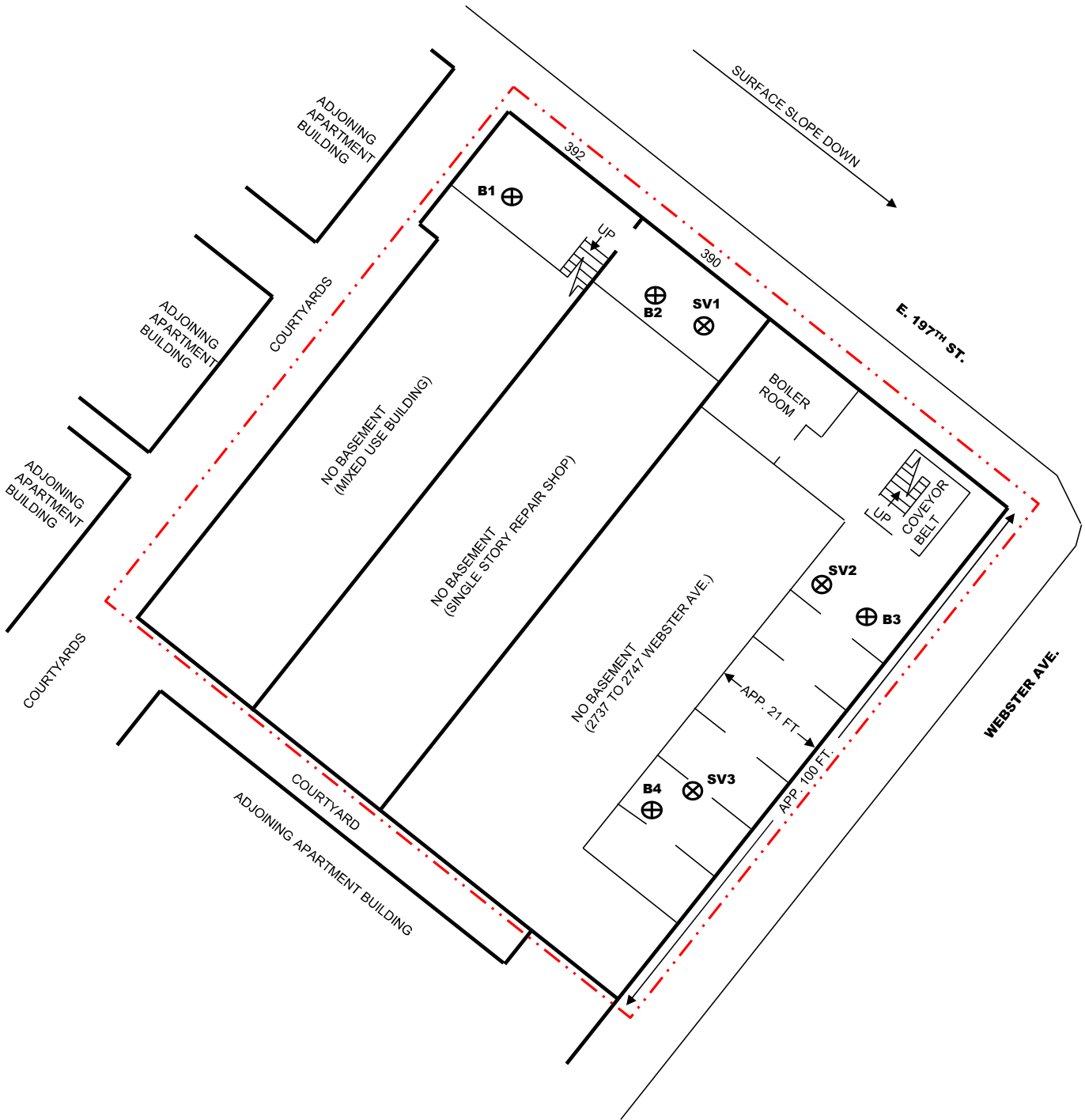
USGS 7.5" Quadrangle Map titled *Central Park, NY-NJ*, 1995

Site Address:

2737 to 2747 Webster Ave.

Bronx, NY





NOTES:
 INTERIOR DETAILS SHOW PARTIAL BASEMENTS ONLY
 DETAILS BASED ON OBSERVATION ONLY

SITE SKETCH: 2737 TO 2747 WEBSTER AVE. NOT TO SCALE
 390 & 392 E. 197TH ST.
 BRONX, NY

PATTERNED LINES ENCLOSE THE SITE

⊗ DENOTES SOIL VAPOR SAMPLE LOCATIONS
 ⊕ DENOTES SOIL BORING LOCATIONS

**APPENDIX B:
LABORATORY REPORTS OF ANALYSIS**

DATA FOR
VOLATILE ORGANICS

PROJECT NAME : WEBSTER AVE BRONX, NY

GFE LLC
58 Nokomis Ave

Lake Hiawatha, NJ - 07034

Phone No: 646-542-3465

ORDER ID : Q2124

ATTENTION : Frank Galdun



Laboratory Certification ID # 20012



284 Sheffield Street, Mountainside, New Jersey 07092, Phone : 908 789 8900,
Fax : 908 789 8922

Date : 05/30/2025

Dear Frank Galdun,

3 air samples for the **Webster Ave Bronx, NY** project were received on **05/23/2025**. The analytical fax results for those samples requested for an expedited turn around time may be seen in this report. Please contact me if you have any questions or concerns regarding this report.

Regards,

YAZMEEN GOMEZ

9087283147

yazmeen.gomez@alliancetg.com

| Client Contact Information | | | | Bottle Order ID : B2505033 | | | | Courier : FCGALDUN | | | | 1 of 3 COCs | | | | | | | |
|---|----------------|--------------------------|-------------------------|--|------------------------------------|----------------------------|---------------------------|---|-----------------------------------|--|--------------|----------------------------------|-------------|-------------------|----------|---------------------|----------|--|--|
| Client ID : GFEL01 | | | | Project ID : 12 Maplewood St, Malden MA | | | | Sampler Name(s) : FRANK GALDUN | | | | Analysis | | Matrix | | | | | |
| Customer Name : GFE LLC Address : 58 Nokomis Ave | | | | Project Manager : FRANK GALDUN | | | | AIR ANALYSIS CHAIN-OF-CUSTODY Batch Certified | | | | | | | | | | | |
| | | | | Phone Number : 646-542-3465 | | | | | | | | | | | | | | | |
| | | | | Fax Number : 973-334-1692 | | | | | | | | | | | | | | | |
| City : Lake Hiawatha | | | | Site Details: WEBSTER AVE BRONX NY | | | | | | | | | | | | | | | |
| State : NJ | | | | Analysis Turnaround Time 5 DAY | | | | | | | | | | | | | | | |
| Zip Code : 07034 | | | | Standard : 10 business days OR | | | | Data Package Type : RESULTS ONLY | | | | Indoor/Ambient Air | | Soil Gas | | | | | |
| Country : | | | | Rush (Specify): 5 Days | | | | EDD Type : PDF | | | | | | | | | | | |
| Sample Identification | Sample Date(s) | Time Start (24 hr Clock) | Time Stop (24 hr Clock) | Can Vacuum in Field ("Hg) (Start) | Can Vacuum in Field ("Hg) (Stop)** | Interior Temp. (F) (Start) | Interior Temp. (F) (Stop) | Out going Can Pressure ("Hg)(Lab) | In coming Can Pressure ("Hg)(Lab) | Flow Reg. ID | Can ID | Flow Controller Readout (ml/min) | Can Cert ID | | | | | | |
| SU1 | 5/22/25 | 8:59 | 10:59 | 30 | 5 | 67 | 69 | -30 | -5.5 | 10525 | 10334 | 6 L | 50 | VL042399.D | 1 | 1 | 1 | | |
| Temperature (Fahrenheit) | | | | | | | | | | GC/MS Analyst Signature (TO-15) <i>[Signature]</i> | | | | | | | | | |
| | | Ambient | | Maximum | | Minimum | | | | | | | | | | | | | |
| Start | | | | | | | | | | | | | | | | | | | |
| Stop | | | | | | | | | | | | | | | | | | | |
| Pressure (Inches of Hg) | | | | | | | | | | ** Submittal of this COC indicates approval of the analysis based on existing conditions. REPORT ONLY THOSE VOCs ON ATTACHED LIST Please follow the instructions on the back of this COC. | | | | | | | | | |
| | | Ambient | | Maximum | | Minimum | | | | | | | | | | | | | |
| Start | | | | | | | | | | | | | | | | | | | |
| Stop | | | | | | | | | | | | | | | | | | | |
| Special Instructions/QC Requirements & Comments : | | | | | | | | | | | | | | | | | | | |
| Suspected Contamination: High Medium Low | | | | | | PID Readings: | | | | | | | | | | | | | |
| Sampling site (State): | | | | | | | | | | | | | | | | | | | |
| Quick Connector required : NO | | | | | | | | | | | | | | | | | | | |
| Canisters Shipped by: Sam | | | | Date/Time: 5/20/25 | | | | Canisters Received by: cl | | | | Date/Time: 5/23/25 10:00 | | | | B2505033 - 2 | | | |
| Samples Relinquished by: FRANK | | | | Date/Time: 5/23/25 | | | | Received by: | | | | Date/Time: | | | | | | | |
| Relinquished by: | | | | Date/Time: | | | | Received by: | | | | Date/Time: | | | | | | | |

| Client Contact Information | | | | Bottle Order ID : B2505033 | | | | Courier : FGALDUN | | | | 2 of 3 COCs | | | | | | | |
|---|----------------|--------------------------|-------------------------|--|------------------------------------|----------------------------|---------------------------|--|-----------------------------------|--|--------------|---|-------------|-------------------|----------|-----------------------|--|----------|----------|
| Client ID : GFEL01 | | | | Project ID : 12 Maplewood St, Malden MA | | | | Sampler Name(s) : FRANK GALDUN | | | | Analysis | | Matrix | | | | | |
| Customer Name : GFE LLC Address : 58 Nokomis Ave | | | | Project Manager : FRANK GALDUN | | | | AIR ANALYSIS CHAIN-OF-CUSTODY Batch Certified | | | | Indoor/Ambient Air | | Soil Gas | | | | | |
| | | | | Phone Number : 646-542-3465 | | | | | | | | | | | | | | | |
| | | | | Fax Number : 973-334-1692 | | | | | | | | | | | | | | | |
| City : Lake Hiawatha | | | | | | | | | | | | | | | | | | | |
| State : NJ | | | | | | | | | | | | | | | | | | | |
| Address : 58 Nokomis Ave | | | | Site Details: WEBSTER AVE BRONX, NY | | | | Analysis Turnaround Time : 5 DAY | | | | Data Package Type : RESULTS ONLY | | | | | | | |
| City : Lake Hiawatha | | | | Standard : 10 business days OR | | | | Rush (Specify): 5 Days | | | | | | | | EDD Type : PDF | | | |
| Zip Code : 07034 | | | | Country : | | | | | | | | | | | | | | | |
| Sample Identification | Sample Date(s) | Time Start (24 hr Clock) | Time Stop (24 hr Clock) | Can Vacuum in Field ("Hg) (Start) | Can Vacuum in Field ("Hg) (Stop)** | Interior Temp. (F) (Start) | Interior Temp. (F) (Stop) | Out going Can Pressure ("Hg)(Lab) | In coming Can Pressure ("Hg)(Lab) | Flow Reg. ID | Can ID | Flow Controller Readout (ml/min) | Can Cert ID | TO-15 | | Indoor/Ambient Air | | Soil Gas | |
| SJ2 | 5/23/25 | 9:54 | 11:41 | 30 | 4.5 | 69 | 69 | -30 | -6.7 | 10503 | 10439 | 6 L | 50 | VL042399.D | 1 | | | | 1 |
| Temperature (Fahrenheit) | | | | | | | | | | GC/MS Analyst Signature (TO-15) <i>[Signature]</i> | | | | | | | | | |
| | | Ambient | | Maximum | | Minimum | | | | | | | | | | | | | |
| Start | | | | | | | | | | | | | | | | | | | |
| Stop | | | | | | | | | | | | | | | | | | | |
| Pressure (Inches of Hg) | | | | | | | | | | ** Submittal of this COC indicates approval of the analysis based on existing conditions. REPORT ONLY THOSE VOCs ON ATTACHED LIST Please follow the instructions on the back of this COC. | | | | | | | | | |
| | | Ambient | | Maximum | | Minimum | | | | | | | | | | | | | |
| Start | | | | | | | | | | | | | | | | | | | |
| Stop | | | | | | | | | | | | | | | | | | | |
| Special Instructions/QC Requirements & Comments : | | | | | | | | | | | | | | | | | | | |
| Suspected Contamination: | | | | High | | | | Medium | | | | Low | | | | PID Readings: | | | |
| Sampling site (State): | | | | | | | | | | | | | | | | | | | |
| Quick Connector required : NO | | | | | | | | | | | | | | | | | | | |
| Canisters Shipped by: Sam | | | | Date/Time: 05/23/25 | | | | Canisters Received by: CP | | | | Date/Time: 5/23/25 10:00 | | | | B2505033 - 3 | | | |
| Samples Relinquished by: FUN | | | | Date/Time: 5/23/25 | | | | Received by: | | | | Date/Time: | | | | | | | |
| Relinquished by: | | | | Date/Time: | | | | Received by: | | | | Date/Time: | | | | | | | |

| Client Contact Information | | | | Bottle Order ID : B2505033 | | | | Courier : F GALDUN | | | | <u>3</u> of <u>3</u> COCs | | | | |
|--|----------------|--------------------------|-------------------------|--|------------------------------------|----------------------------|---------------------------|--|-----------------------------------|--|--------------|----------------------------------|-------------|-------------------|--------------------|----------|
| Client ID : GFEL01 Project ID : 12 Maplewood St, Matten MA | | | | Project Manager : FRANK GALDUN | | | | Sampler Name(s) FRANK GALDUN | | | | Analysis | | Matrix | | |
| Customer Name : GFE LLC | | | | Phone Number : 646-542-3465 | | | | AIR ANALYSIS CHAIN-OF-CUSTODY Individual Certified | | | | | | | | |
| Address : 58 Nokomis Ave | | | | Fax Number : 973-334-1692 | | | | | | | | | | | | |
| City : Lake Hiawatha | | | | Site Details: WEBSTER AVE BRONX, NY | | | | | | | | | | | | |
| State : NJ | | | | Analysis Turnaround Time 5 DAY | | | | Data Package Type : RESULTS ONLY | | | | | | | | |
| Zip Code : 07034 | | | | Standard : 10 business days OR | | | | EDD Type : PDF | | | | | | | | |
| Country : | | | | Rush (Specify): 5 Days | | | | | | | | | | | | |
| Sample Identification | Sample Date(s) | Time Start (24 hr Clock) | Time Stop (24 hr Clock) | Can Vacuum in Field ("Hg) (Start) | Can Vacuum in Field ("Hg) (Stop)** | Interior Temp. (F) (Start) | Interior Temp. (F) (Stop) | Out going Can Pressure ("Hg)(Lab) | In coming Can Pressure ("Hg)(Lab) | Flow Reg. ID | Can ID | Flow Controller Readout (ml/min) | Can Cert ID | TO-15 | Indoor/Ambient Air | Soil Gas |
| SW3 | 5/23/25 | 9:59 | 11:59 | 90 | 9 | 65 | 65 | -30 | -5.5 | 10579 | 10329 | 6 L | 50 | VL042399.D | 1 | 1 |
| Temperature (Fahrenheit) | | | | | | | | | | GC/MS Analyst Signature (TO-15) | | | | | | |
| | | Ambient | | Maximum | | Minimum | | | | | | | | | | |
| Start | | | | | | | | | | | | | | | | |
| Stop | | | | | | | | | | | | | | | | |
| Pressure (Inches of Hg) | | | | | | | | | | ** Submittal of this COC indicates approval of the analysis based on existing conditions. REPORT ONLY THOSE VOCs ON ATTACHED LIST Please follow the instructions on the back of this COC. | | | | | | |
| | | Ambient | | Maximum | | Minimum | | | | | | | | | | |
| Start | | | | | | | | | | | | | | | | |
| Stop | | | | | | | | | | | | | | | | |
| Special Instructions/QC Requirements & Comments : | | | | | | | | | | | | | | | | |
| Suspected Contamination: High Medium Low PID Readings: / | | | | | | | | | | | | | | | | |
| Sampling site (State): | | | | | | | | | | | | | | | | |
| Quick Connector required : NO | | | | | | | | | | | | | | | | |
| Canisters Shipped by: Sam | | | | Date/Time: 5/23/25 | | | | Canisters Received by: CP | | | | Date/Time: 5/23/25 1000 | | | | |
| Samples Relinquished by: Sam | | | | Date/Time: 5/23/25 | | | | Received by: | | | | Date/Time: | | | | |
| Relinquished by: | | | | Date/Time: | | | | Received by: | | | | Date/Time: | | | | |

Report of Analysis

| | | | |
|--------------------|-----------------------|-----------------|--------------|
| Client: | GFE LLC | Date Collected: | 05/22/25 |
| Project: | Webster Ave Bronx, NY | Date Received: | 05/23/25 |
| Client Sample ID: | SV1 | SDG No.: | Q2124 |
| Lab Sample ID: | Q2124-01 | Matrix: | Air |
| Analytical Method: | TO-15 | Test: | VOCMS Group2 |
| Sample Wt/Vol: | 400 Units: mL | | |

| | | | | |
|-------------------|-----------|-----------|----------------|---------------|
| File ID/Qc Batch: | Dilution: | Prep Date | Date Analyzed | Prep Batch ID |
| VL042589.D | 4 | | 05/29/25 17:22 | VL052925 |

| CAS Number | Parameter | Conc. ppbv | Conc. ug/M3 | Qualifier | MDL | LOQ / CRQL | Units |
|---------------------------|-------------------------|---------------|----------------|-----------|----------|------------|---------|
| TARGETS | | | | | | | |
| 75-01-4 | Vinyl Chloride | 0.060 | 0.15 | U | 0.15 | 0.31 | ug/m3 |
| 142-82-5 | Heptane | 47.0 | 193 | | 1.80 | 8.20 | ug/m3 |
| 75-35-4 | 1,1-Dichloroethene | 0.56 | 2.22 | U | 2.22 | 7.93 | ug/m3 |
| 110-82-7 | Cyclohexane | 0.88 | 3.03 | U | 3.03 | 6.88 | ug/m3 |
| 156-59-2 | cis-1,2-Dichloroethene | 0.36 | 1.43 | U | 1.43 | 7.93 | ug/m3 |
| 71-55-6 | 1,1,1-Trichloroethane | 0.040 | 0.22 | U | 0.22 | 0.65 | ug/m3 |
| 540-84-1 | 2,2,4-Trimethylpentane | 0.40 | 1.87 | U | 1.87 | 9.34 | ug/m3 |
| 71-43-2 | Benzene | 0.35 | 1.12 | U | 1.12 | 6.39 | ug/m3 |
| 79-01-6 | Trichloroethene | 2.30 | 12.4 | | 0.38 | 0.64 | ug/m3 |
| 108-88-3 | Toluene | 1.90 | 7.16 | J | 1.66 | 7.54 | ug/m3 |
| 127-18-4 | Tetrachloroethene | 2.90 | 19.7 | | 0.41 | 0.81 | ug/m3 |
| 100-41-4 | Ethyl Benzene | 0.48 | 2.08 | U | 2.08 | 8.69 | ug/m3 |
| 179601-23-1 | m/p-Xylene | 0.84 | 3.65 | U | 3.65 | 17.4 | ug/m3 |
| 95-47-6 | o-Xylene | 0.48 | 2.08 | U | 2.08 | 8.69 | ug/m3 |
| 108-67-8 | 1,3,5-Trimethylbenzene | 0.44 | 2.16 | U | 2.16 | 9.83 | ug/m3 |
| 95-63-6 | 1,2,4-Trimethylbenzene | 0.59 | 2.90 | J | 1.52 | 9.83 | ug/m3 |
| 91-20-3 | Naphthalene | 0.30 | 1.57 | U | 1.57 | 2.10 | ug/m3 |
| 110-54-3 | Hexane | 80.9 | 285 | E | 1.55 | 7.05 | ug/m3 |
| SURROGATES | | | | | | | |
| 460-00-4 | 1-Bromo-4-Fluorobenzene | 10.1 | | | 65 - 135 | 101% | SPK: 10 |
| INTERNAL STANDARDS | | | | | | | |
| 74-97-5 | Bromochloromethane | 113000 | | | 2.8 | | |
| 540-36-3 | 1,4-Difluorobenzene | 323000 | | | 3.978 | | |
| 3114-55-4 | Chlorobenzene-d5 | 285000 | | | 8.895 | | |

U = Not Detected
 RL = Reporting Limit
 MDL = Method Detection Limit
 E = Value Exceeds Calibration Range
 D = Dilution

J = Estimated Value
 B = Analyte Found in Associated Method Blank
 N = Presumptive Evidence of a Compound
 * = Values outside of QC limits
 Q = indicates LCS control criteria did not meet requirements

Report of Analysis

| | | | |
|--------------------|-----------------------|-----------------|--------------|
| Client: | GFE LLC | Date Collected: | 05/22/25 |
| Project: | Webster Ave Bronx, NY | Date Received: | 05/23/25 |
| Client Sample ID: | SV1DL | SDG No.: | Q2124 |
| Lab Sample ID: | Q2124-01DL | Matrix: | Air |
| Analytical Method: | TO-15 | Test: | VOCMS Group2 |
| Sample Wt/Vol: | 400 Units: mL | | |

| | | | | |
|-------------------|-----------|-----------|----------------|---------------|
| File ID/Qc Batch: | Dilution: | Prep Date | Date Analyzed | Prep Batch ID |
| VL042590.D | 20 | | 05/29/25 17:55 | VL052925 |

| CAS Number | Parameter | Conc. ppbv | Conc. ug/M3 | Qualifier | MDL | LOQ / CRQL | Units |
|---------------------------|-------------------------|------------|-------------|-----------|----------|------------|---------|
| TARGETS | | | | | | | |
| 75-01-4 | Vinyl Chloride | 0.28 | 0.72 | UD | 0.72 | 1.53 | ug/m3 |
| 142-82-5 | Heptane | 49.8 | 204 | D | 9.02 | 41.0 | ug/m3 |
| 75-35-4 | 1,1-Dichloroethene | 2.80 | 11.1 | UD | 11.1 | 39.6 | ug/m3 |
| 110-82-7 | Cyclohexane | 4.40 | 15.2 | UD | 15.2 | 34.4 | ug/m3 |
| 156-59-2 | cis-1,2-Dichloroethene | 1.80 | 7.14 | UD | 7.14 | 39.6 | ug/m3 |
| 71-55-6 | 1,1,1-Trichloroethane | 0.19 | 1.04 | UD | 1.04 | 3.27 | ug/m3 |
| 540-84-1 | 2,2,4-Trimethylpentane | 2.00 | 9.34 | UD | 9.34 | 46.7 | ug/m3 |
| 71-43-2 | Benzene | 1.70 | 5.43 | UD | 5.43 | 31.9 | ug/m3 |
| 79-01-6 | Trichloroethene | 2.20 | 11.8 | D | 1.83 | 3.22 | ug/m3 |
| 108-88-3 | Toluene | 2.30 | 8.67 | JD | 8.29 | 37.7 | ug/m3 |
| 127-18-4 | Tetrachloroethene | 3.10 | 21.0 | D | 2.03 | 4.07 | ug/m3 |
| 100-41-4 | Ethyl Benzene | 2.40 | 10.4 | UD | 10.4 | 43.4 | ug/m3 |
| 179601-23-1 | m/p-Xylene | 4.20 | 18.2 | UD | 18.2 | 86.9 | ug/m3 |
| 95-47-6 | o-Xylene | 2.40 | 10.4 | UD | 10.4 | 43.4 | ug/m3 |
| 108-67-8 | 1,3,5-Trimethylbenzene | 2.20 | 10.8 | UD | 10.8 | 49.2 | ug/m3 |
| 95-63-6 | 1,2,4-Trimethylbenzene | 1.60 | 7.87 | UD | 7.87 | 49.2 | ug/m3 |
| 91-20-3 | Naphthalene | 1.50 | 7.86 | UD | 7.86 | 10.5 | ug/m3 |
| 110-54-3 | Hexane | 88.1 | 310 | D | 7.75 | 35.2 | ug/m3 |
| SURROGATES | | | | | | | |
| 460-00-4 | 1-Bromo-4-Fluorobenzene | 10.0 | | | 65 - 135 | 100% | SPK: 10 |
| INTERNAL STANDARDS | | | | | | | |
| 74-97-5 | Bromochloromethane | 110000 | | | 2.8 | | |
| 540-36-3 | 1,4-Difluorobenzene | 315000 | | | 3.975 | | |
| 3114-55-4 | Chlorobenzene-d5 | 279000 | | | 8.891 | | |

U = Not Detected
 RL = Reporting Limit
 MDL = Method Detection Limit
 E = Value Exceeds Calibration Range
 D = Dilution

J = Estimated Value
 B = Analyte Found in Associated Method Blank
 N = Presumptive Evidence of a Compound
 * = Values outside of QC limits
 Q = indicates LCS control criteria did not meet requirements

Report of Analysis

| | | | |
|--------------------|-----------------------|-----------------|--------------|
| Client: | GFE LLC | Date Collected: | 05/22/25 |
| Project: | Webster Ave Bronx, NY | Date Received: | 05/23/25 |
| Client Sample ID: | SV2 | SDG No.: | Q2124 |
| Lab Sample ID: | Q2124-02 | Matrix: | Air |
| Analytical Method: | TO-15 | Test: | VOCMS Group2 |
| Sample Wt/Vol: | 400 Units: mL | | |

| | | | | |
|-------------------|-----------|-----------|----------------|---------------|
| File ID/Qc Batch: | Dilution: | Prep Date | Date Analyzed | Prep Batch ID |
| VL042592.D | 4 | | 05/29/25 19:00 | VL052925 |

| CAS Number | Parameter | Conc. ppbv | Conc. ug/M3 | Qualifier | MDL | LOQ / CRQL | Units |
|---------------------------|-------------------------|---------------|----------------|-----------|----------|------------|---------|
| TARGETS | | | | | | | |
| 75-01-4 | Vinyl Chloride | 0.060 | 0.15 | U | 0.15 | 0.31 | ug/m3 |
| 142-82-5 | Heptane | 1.20 | 4.92 | J | 1.80 | 8.20 | ug/m3 |
| 75-35-4 | 1,1-Dichloroethene | 0.56 | 2.22 | U | 2.22 | 7.93 | ug/m3 |
| 110-82-7 | Cyclohexane | 0.88 | 3.03 | J | 3.03 | 6.88 | ug/m3 |
| 156-59-2 | cis-1,2-Dichloroethene | 0.36 | 1.43 | U | 1.43 | 7.93 | ug/m3 |
| 71-55-6 | 1,1,1-Trichloroethane | 0.040 | 0.22 | U | 0.22 | 0.65 | ug/m3 |
| 540-84-1 | 2,2,4-Trimethylpentane | 0.40 | 1.87 | U | 1.87 | 9.34 | ug/m3 |
| 71-43-2 | Benzene | 0.35 | 1.12 | U | 1.12 | 6.39 | ug/m3 |
| 79-01-6 | Trichloroethene | 0.62 | 3.33 | | 0.38 | 0.64 | ug/m3 |
| 108-88-3 | Toluene | 2.40 | 9.04 | | 1.66 | 7.54 | ug/m3 |
| 127-18-4 | Tetrachloroethene | 5.00 | 33.9 | | 0.41 | 0.81 | ug/m3 |
| 100-41-4 | Ethyl Benzene | 0.58 | 2.52 | J | 2.08 | 8.69 | ug/m3 |
| 179601-23-1 | m/p-Xylene | 1.40 | 6.08 | J | 3.65 | 17.4 | ug/m3 |
| 95-47-6 | o-Xylene | 0.82 | 3.56 | J | 2.08 | 8.69 | ug/m3 |
| 108-67-8 | 1,3,5-Trimethylbenzene | 0.67 | 3.29 | J | 2.16 | 9.83 | ug/m3 |
| 95-63-6 | 1,2,4-Trimethylbenzene | 1.40 | 6.88 | J | 1.52 | 9.83 | ug/m3 |
| 91-20-3 | Naphthalene | 0.42 | 2.20 | | 1.57 | 2.10 | ug/m3 |
| 110-54-3 | Hexane | 7.60 | 26.8 | | 1.55 | 7.05 | ug/m3 |
| SURROGATES | | | | | | | |
| 460-00-4 | 1-Bromo-4-Fluorobenzene | 10.1 | | | 65 - 135 | 101% | SPK: 10 |
| INTERNAL STANDARDS | | | | | | | |
| 74-97-5 | Bromochloromethane | 109000 | | | 2.797 | | |
| 540-36-3 | 1,4-Difluorobenzene | 314000 | | | 3.971 | | |
| 3114-55-4 | Chlorobenzene-d5 | 280000 | | | 8.894 | | |

U = Not Detected
 RL = Reporting Limit
 MDL = Method Detection Limit
 E = Value Exceeds Calibration Range
 D = Dilution

J = Estimated Value
 B = Analyte Found in Associated Method Blank
 N = Presumptive Evidence of a Compound
 * = Values outside of QC limits
 Q = indicates LCS control criteria did not meet requirements

Report of Analysis

| | | | |
|--------------------|-----------------------|-----------------|--------------|
| Client: | GFE LLC | Date Collected: | 05/22/25 |
| Project: | Webster Ave Bronx, NY | Date Received: | 05/23/25 |
| Client Sample ID: | SV3 | SDG No.: | Q2124 |
| Lab Sample ID: | Q2124-03 | Matrix: | Air |
| Analytical Method: | TO-15 | Test: | VOCMS Group2 |
| Sample Wt/Vol: | 400 Units: mL | | |

| | | | | |
|-------------------|-----------|-----------|----------------|---------------|
| File ID/Qc Batch: | Dilution: | Prep Date | Date Analyzed | Prep Batch ID |
| VL042594.D | 4 | | 05/29/25 20:05 | VL052925 |

| CAS Number | Parameter | Conc. ppbv | Conc. ug/M3 | Qualifier | MDL | LOQ / CRQL | Units |
|---------------------------|-------------------------|---------------|----------------|-----------|----------|------------|---------|
| TARGETS | | | | | | | |
| 75-01-4 | Vinyl Chloride | 0.060 | 0.15 | U | 0.15 | 0.31 | ug/m3 |
| 142-82-5 | Heptane | 2.60 | 10.7 | | 1.80 | 8.20 | ug/m3 |
| 75-35-4 | 1,1-Dichloroethene | 0.56 | 2.22 | U | 2.22 | 7.93 | ug/m3 |
| 110-82-7 | Cyclohexane | 0.88 | 3.03 | U | 3.03 | 6.88 | ug/m3 |
| 156-59-2 | cis-1,2-Dichloroethene | 0.36 | 1.43 | U | 1.43 | 7.93 | ug/m3 |
| 71-55-6 | 1,1,1-Trichloroethane | 0.040 | 0.22 | U | 0.22 | 0.65 | ug/m3 |
| 540-84-1 | 2,2,4-Trimethylpentane | 0.40 | 1.87 | U | 1.87 | 9.34 | ug/m3 |
| 71-43-2 | Benzene | 0.35 | 1.12 | U | 1.12 | 6.39 | ug/m3 |
| 79-01-6 | Trichloroethene | 0.070 | 0.38 | U | 0.38 | 0.64 | ug/m3 |
| 108-88-3 | Toluene | 6.00 | 22.6 | | 1.66 | 7.54 | ug/m3 |
| 127-18-4 | Tetrachloroethene | 9.10 | 61.7 | | 0.41 | 0.81 | ug/m3 |
| 100-41-4 | Ethyl Benzene | 2.80 | 12.2 | | 2.08 | 8.69 | ug/m3 |
| 179601-23-1 | m/p-Xylene | 6.40 | 27.8 | | 3.65 | 17.4 | ug/m3 |
| 95-47-6 | o-Xylene | 3.20 | 13.9 | | 2.08 | 8.69 | ug/m3 |
| 108-67-8 | 1,3,5-Trimethylbenzene | 0.44 | 2.16 | U | 2.16 | 9.83 | ug/m3 |
| 95-63-6 | 1,2,4-Trimethylbenzene | 3.70 | 18.2 | | 1.52 | 9.83 | ug/m3 |
| 91-20-3 | Naphthalene | 0.30 | 1.57 | U | 1.57 | 2.10 | ug/m3 |
| 110-54-3 | Hexane | 17.1 | 60.3 | | 1.55 | 7.05 | ug/m3 |
| SURROGATES | | | | | | | |
| 460-00-4 | 1-Bromo-4-Fluorobenzene | 9.90 | | | 65 - 135 | 99% | SPK: 10 |
| INTERNAL STANDARDS | | | | | | | |
| 74-97-5 | Bromochloromethane | 110000 | | | 2.797 | | |
| 540-36-3 | 1,4-Difluorobenzene | 316000 | | | 3.968 | | |
| 3114-55-4 | Chlorobenzene-d5 | 284000 | | | 8.891 | | |

U = Not Detected
 RL = Reporting Limit
 MDL = Method Detection Limit
 E = Value Exceeds Calibration Range
 D = Dilution

J = Estimated Value
 B = Analyte Found in Associated Method Blank
 N = Presumptive Evidence of a Compound
 * = Values outside of QC limits
 Q = indicates LCS control criteria did not meet requirements

Hampton-Clarke Report Of Analysis

Client: Merritt Environmental

HC Project #: 5052317

Project: 2737 Webster Ave.

Sample ID: B1 0.5'-1'
 Lab#: AD52005-001
 Matrix: Soil

Collection Date: 5/22/2025
 Receipt Date: 5/23/2025

% Solids SM2540G

| Analyte | DF | Units | RL | Result |
|----------|----|---------|----|--------|
| % Solids | 1 | percent | | 95 |

Mercury (Soil/Waste) 7471B

| Analyte | DF | Units | RL | Result |
|---------|----|-------|-------|--------|
| Mercury | 1 | mg/kg | 0.088 | ND |

PAH Compounds 8270

| Analyte | DF | Units | RL | Result |
|------------------------|----|-------|-------|--------|
| 2-Methylnaphthalene | 1 | mg/kg | 0.035 | ND |
| Acenaphthene | 1 | mg/kg | 0.035 | ND |
| Acenaphthylene | 1 | mg/kg | 0.035 | ND |
| Anthracene | 1 | mg/kg | 0.035 | ND |
| Benzo[a]anthracene | 1 | mg/kg | 0.035 | ND |
| Benzo[a]pyrene | 1 | mg/kg | 0.035 | ND |
| Benzo[b]fluoranthene | 1 | mg/kg | 0.035 | ND |
| Benzo[g,h,i]perylene | 1 | mg/kg | 0.035 | ND |
| Benzo[k]fluoranthene | 1 | mg/kg | 0.035 | ND |
| Chrysene | 1 | mg/kg | 0.035 | ND |
| Dibenzo[a,h]anthracene | 1 | mg/kg | 0.035 | ND |
| Fluoranthene | 1 | mg/kg | 0.035 | ND |
| Fluorene | 1 | mg/kg | 0.035 | ND |
| Indeno[1,2,3-cd]pyrene | 1 | mg/kg | 0.035 | ND |
| Naphthalene | 1 | mg/kg | 0.035 | ND |
| Phenanthrene | 1 | mg/kg | 0.035 | ND |
| Pyrene | 1 | mg/kg | 0.035 | ND |

TAL Metals 6020B

| Analyte | DF | Units | RL | Result |
|-----------|----|-------|-------|--------|
| Aluminum | 1 | mg/kg | 21 | 8000 |
| Antimony | 1 | mg/kg | 0.32 | ND |
| Arsenic | 1 | mg/kg | 0.21 | 1.6 |
| Barium | 1 | mg/kg | 0.53 | 60 |
| Beryllium | 1 | mg/kg | 0.11 | 0.20 |
| Cadmium | 1 | mg/kg | 0.084 | 0.14 |
| Calcium | 1 | mg/kg | 110 | 11000 |
| Chromium | 1 | mg/kg | 1.1 | 23 |
| Cobalt | 1 | mg/kg | 0.21 | 6.6 |
| Copper | 1 | mg/kg | 2.1 | 31 |
| Iron | 1 | mg/kg | 32 | 16000 |
| Lead | 1 | mg/kg | 0.32 | 11 |
| Magnesium | 1 | mg/kg | 110 | 4100 |
| Manganese | 1 | mg/kg | 2.1 | 240 |
| Nickel | 1 | mg/kg | 1.1 | 17 |
| Potassium | 1 | mg/kg | 110 | 2100 |
| Selenium | 1 | mg/kg | 1.1 | 1.8 |
| Silver | 1 | mg/kg | 0.21 | ND |
| Sodium | 1 | mg/kg | 110 | 170 |
| Thallium | 1 | mg/kg | 0.053 | 0.13 |
| Vanadium | 1 | mg/kg | 0.21 | 22 |
| Zinc | 1 | mg/kg | 4.2 | 54 |

Sample ID: B1 0.5'-1'
 Lab#: AD52005-001
 Matrix: Soil

Collection Date: 5/22/2025
 Receipt Date: 5/23/2025

Volatile Organics (no search) 8260

| Analyte | DF | Units | RL | Result |
|---------------------------------------|-------------|--------------|---------------|---------------|
| 1,1,1-Trichloroethane | 1.01 | mg/kg | 0.0021 | ND |
| 1,1,2,2-Tetrachloroethane | 1.01 | mg/kg | 0.0021 | ND |
| 1,1,2-Trichloro-1,2,2-trifluoroethane | 1.01 | mg/kg | 0.0021 | ND |
| 1,1,2-Trichloroethane | 1.01 | mg/kg | 0.0021 | ND |
| 1,1-Dichloroethane | 1.01 | mg/kg | 0.0021 | ND |
| 1,1-Dichloroethene | 1.01 | mg/kg | 0.0021 | ND |
| 1,2,3-Trichlorobenzene | 1.01 | mg/kg | 0.0021 | ND |
| 1,2,4-Trichlorobenzene | 1.01 | mg/kg | 0.0021 | ND |
| 1,2-Dibromo-3-chloropropane | 1.01 | mg/kg | 0.0021 | ND |
| 1,2-Dibromoethane | 1.01 | mg/kg | 0.0011 | ND |
| 1,2-Dichlorobenzene | 1.01 | mg/kg | 0.0021 | ND |
| 1,2-Dichloroethane | 1.01 | mg/kg | 0.0021 | ND |
| 1,2-Dichloropropane | 1.01 | mg/kg | 0.0021 | ND |
| 1,3-Dichlorobenzene | 1.01 | mg/kg | 0.0021 | ND |
| 1,3-Dichloropropene (Total) | 1.01 | mg/kg | 0.0021 | ND |
| 1,4-Dichlorobenzene | 1.01 | mg/kg | 0.0021 | ND |
| 1,4-Dioxane | 1.01 | mg/kg | 0.11 | ND |
| 2-Butanone | 1.01 | mg/kg | 0.0021 | ND |
| 2-Hexanone | 1.01 | mg/kg | 0.0021 | ND |
| 4-Methyl-2-pentanone | 1.01 | mg/kg | 0.0021 | ND |
| Acetone | 1.01 | mg/kg | 0.011 | ND |
| Benzene | 1.01 | mg/kg | 0.0011 | ND |
| Bromochloromethane | 1.01 | mg/kg | 0.0021 | ND |
| Bromodichloromethane | 1.01 | mg/kg | 0.0021 | ND |
| Bromoform | 1.01 | mg/kg | 0.0021 | ND |
| Bromomethane | 1.01 | mg/kg | 0.0021 | ND |
| Carbon disulfide | 1.01 | mg/kg | 0.0053 | ND |
| Carbon tetrachloride | 1.01 | mg/kg | 0.0021 | ND |
| Chlorobenzene | 1.01 | mg/kg | 0.0021 | ND |
| Chloroethane | 1.01 | mg/kg | 0.0021 | ND |
| Chloroform | 1.01 | mg/kg | 0.0021 | ND |
| Chloromethane | 1.01 | mg/kg | 0.0021 | ND |
| cis-1,2-Dichloroethene | 1.01 | mg/kg | 0.0021 | ND |
| cis-1,3-Dichloropropene | 1.01 | mg/kg | 0.0021 | ND |
| Cyclohexane | 1.01 | mg/kg | 0.0021 | ND |
| Dibromochloromethane | 1.01 | mg/kg | 0.0021 | ND |
| Dichlorodifluoromethane | 1.01 | mg/kg | 0.0021 | ND |
| Ethylbenzene | 1.01 | mg/kg | 0.0011 | ND |
| Isopropylbenzene | 1.01 | mg/kg | 0.0011 | ND |
| m&p-Xylenes | 1.01 | mg/kg | 0.0015 | ND |
| Methyl Acetate | 1.01 | mg/kg | 0.0021 | ND |
| Methylcyclohexane | 1.01 | mg/kg | 0.0021 | ND |
| Methylene chloride | 1.01 | mg/kg | 0.0021 | 0.0023 |
| Methyl-t-butyl ether | 1.01 | mg/kg | 0.0011 | ND |
| o-Xylene | 1.01 | mg/kg | 0.0011 | ND |
| Styrene | 1.01 | mg/kg | 0.0021 | ND |
| Tetrachloroethene | 1.01 | mg/kg | 0.0021 | ND |
| Toluene | 1.01 | mg/kg | 0.0011 | ND |
| trans-1,2-Dichloroethene | 1.01 | mg/kg | 0.0021 | ND |
| trans-1,3-Dichloropropene | 1.01 | mg/kg | 0.0021 | ND |
| Trichloroethene | 1.01 | mg/kg | 0.0021 | ND |
| Trichlorofluoromethane | 1.01 | mg/kg | 0.0021 | ND |
| Vinyl chloride | 1.01 | mg/kg | 0.0021 | ND |
| Xylenes (Total) | 1.01 | mg/kg | 0.0011 | ND |

Sample ID: B2 0.5'-1'
 Lab#: AD52005-002
 Matrix: Soil

Collection Date: 5/22/2025
 Receipt Date: 5/23/2025

% Solids SM2540G

| Analyte | DF | Units | RL | Result |
|----------|----|---------|----|--------|
| % Solids | 1 | percent | | 92 |

Mercury (Soil/Waste) 7471B

| Analyte | DF | Units | RL | Result |
|---------|----|-------|-------|--------|
| Mercury | 1 | mg/kg | 0.091 | 0.19 |

PAH Compounds 8270

| Analyte | DF | Units | RL | Result |
|-------------------------------|----------|--------------|--------------|--------------|
| 2-Methylnaphthalene | 1 | mg/kg | 0.036 | ND |
| Acenaphthene | 1 | mg/kg | 0.036 | ND |
| Acenaphthylene | 1 | mg/kg | 0.036 | ND |
| Anthracene | 1 | mg/kg | 0.036 | ND |
| Benzo[a]anthracene | 1 | mg/kg | 0.036 | 0.054 |
| Benzo[a]pyrene | 1 | mg/kg | 0.036 | 0.059 |
| Benzo[b]fluoranthene | 1 | mg/kg | 0.036 | 0.086 |
| Benzo[g,h,i]perylene | 1 | mg/kg | 0.036 | 0.040 |
| Benzo[k]fluoranthene | 1 | mg/kg | 0.036 | ND |
| Chrysene | 1 | mg/kg | 0.036 | 0.063 |
| Dibenzo[a,h]anthracene | 1 | mg/kg | 0.036 | ND |
| Fluoranthene | 1 | mg/kg | 0.036 | 0.083 |
| Fluorene | 1 | mg/kg | 0.036 | ND |
| Indeno[1,2,3-cd]pyrene | 1 | mg/kg | 0.036 | 0.041 |
| Naphthalene | 1 | mg/kg | 0.036 | ND |
| Phenanthrene | 1 | mg/kg | 0.036 | ND |
| Pyrene | 1 | mg/kg | 0.036 | 0.091 |

TAL Metals 6020B

| Analyte | DF | Units | RL | Result |
|------------------|----------|--------------|--------------|--------------|
| Aluminum | 1 | mg/kg | 22 | 11000 |
| Antimony | 1 | mg/kg | 0.33 | ND |
| Arsenic | 1 | mg/kg | 0.22 | 2.4 |
| Barium | 1 | mg/kg | 0.54 | 100 |
| Beryllium | 1 | mg/kg | 0.11 | 0.30 |
| Cadmium | 1 | mg/kg | 0.087 | 0.13 |
| Calcium | 1 | mg/kg | 110 | 19000 |
| Chromium | 1 | mg/kg | 1.1 | 45 |
| Cobalt | 1 | mg/kg | 0.22 | 8.8 |
| Copper | 1 | mg/kg | 2.2 | 32 |
| Iron | 1 | mg/kg | 33 | 22000 |
| Lead | 1 | mg/kg | 0.33 | 440 |
| Magnesium | 1 | mg/kg | 110 | 6300 |
| Manganese | 1 | mg/kg | 2.2 | 330 |
| Nickel | 1 | mg/kg | 1.1 | 24 |
| Potassium | 1 | mg/kg | 110 | 2700 |
| Selenium | 1 | mg/kg | 1.1 | 2.2 |
| Silver | 1 | mg/kg | 0.22 | ND |
| Sodium | 1 | mg/kg | 110 | 330 |
| Thallium | 1 | mg/kg | 0.054 | 0.15 |
| Vanadium | 1 | mg/kg | 0.22 | 37 |
| Zinc | 1 | mg/kg | 4.3 | 59 |

Volatile Organics (no search) 8260

| Analyte | DF | Units | RL | Result |
|---------------------------------------|----|-------|--------|--------|
| 1,1,1-Trichloroethane | 1 | mg/kg | 0.0022 | ND |
| 1,1,2,2-Tetrachloroethane | 1 | mg/kg | 0.0022 | ND |
| 1,1,2-Trichloro-1,2,2-trifluoroethane | 1 | mg/kg | 0.0022 | ND |
| 1,1,2-Trichloroethane | 1 | mg/kg | 0.0022 | ND |

Sample ID: B2 0.5'-1'
 Lab#: AD52005-002
 Matrix: Soil

Collection Date: 5/22/2025
 Receipt Date: 5/23/2025

| | | | | |
|-----------------------------|----------|--------------|---------------|---------------|
| 1,1-Dichloroethane | 1 | mg/kg | 0.0022 | ND |
| 1,1-Dichloroethene | 1 | mg/kg | 0.0022 | ND |
| 1,2,3-Trichlorobenzene | 1 | mg/kg | 0.0022 | ND |
| 1,2,4-Trichlorobenzene | 1 | mg/kg | 0.0022 | ND |
| 1,2-Dibromo-3-chloropropane | 1 | mg/kg | 0.0022 | ND |
| 1,2-Dibromoethane | 1 | mg/kg | 0.0011 | ND |
| 1,2-Dichlorobenzene | 1 | mg/kg | 0.0022 | ND |
| 1,2-Dichloroethane | 1 | mg/kg | 0.0022 | ND |
| 1,2-Dichloropropane | 1 | mg/kg | 0.0022 | ND |
| 1,3-Dichlorobenzene | 1 | mg/kg | 0.0022 | ND |
| 1,3-Dichloropropene (Total) | 1 | mg/kg | 0.0022 | ND |
| 1,4-Dichlorobenzene | 1 | mg/kg | 0.0022 | ND |
| 1,4-Dioxane | 1 | mg/kg | 0.11 | ND |
| 2-Butanone | 1 | mg/kg | 0.0022 | ND |
| 2-Hexanone | 1 | mg/kg | 0.0022 | ND |
| 4-Methyl-2-pentanone | 1 | mg/kg | 0.0022 | ND |
| Acetone | 1 | mg/kg | 0.011 | ND |
| Benzene | 1 | mg/kg | 0.0011 | ND |
| Bromochloromethane | 1 | mg/kg | 0.0022 | ND |
| Bromodichloromethane | 1 | mg/kg | 0.0022 | ND |
| Bromoform | 1 | mg/kg | 0.0022 | ND |
| Bromomethane | 1 | mg/kg | 0.0022 | ND |
| Carbon disulfide | 1 | mg/kg | 0.0054 | ND |
| Carbon tetrachloride | 1 | mg/kg | 0.0022 | ND |
| Chlorobenzene | 1 | mg/kg | 0.0022 | ND |
| Chloroethane | 1 | mg/kg | 0.0022 | ND |
| Chloroform | 1 | mg/kg | 0.0022 | ND |
| Chloromethane | 1 | mg/kg | 0.0022 | ND |
| cis-1,2-Dichloroethene | 1 | mg/kg | 0.0022 | ND |
| cis-1,3-Dichloropropene | 1 | mg/kg | 0.0022 | ND |
| Cyclohexane | 1 | mg/kg | 0.0022 | ND |
| Dibromochloromethane | 1 | mg/kg | 0.0022 | ND |
| Dichlorodifluoromethane | 1 | mg/kg | 0.0022 | ND |
| Ethylbenzene | 1 | mg/kg | 0.0011 | ND |
| Isopropylbenzene | 1 | mg/kg | 0.0011 | ND |
| m&p-Xylenes | 1 | mg/kg | 0.0015 | ND |
| Methyl Acetate | 1 | mg/kg | 0.0022 | ND |
| Methylcyclohexane | 1 | mg/kg | 0.0022 | ND |
| Methylene chloride | 1 | mg/kg | 0.0022 | 0.0067 |
| Methyl-t-butyl ether | 1 | mg/kg | 0.0011 | ND |
| o-Xylene | 1 | mg/kg | 0.0011 | ND |
| Styrene | 1 | mg/kg | 0.0022 | ND |
| Tetrachloroethene | 1 | mg/kg | 0.0022 | ND |
| Toluene | 1 | mg/kg | 0.0011 | ND |
| trans-1,2-Dichloroethene | 1 | mg/kg | 0.0022 | ND |
| trans-1,3-Dichloropropene | 1 | mg/kg | 0.0022 | ND |
| Trichloroethene | 1 | mg/kg | 0.0022 | ND |
| Trichlorofluoromethane | 1 | mg/kg | 0.0022 | ND |
| Vinyl chloride | 1 | mg/kg | 0.0022 | ND |
| Xylenes (Total) | 1 | mg/kg | 0.0011 | ND |

Sample ID: B3 2'-3'
Lab#: AD52005-003
Matrix: Soil

Collection Date: 5/22/2025
Receipt Date: 5/23/2025

% Solids SM2540G

| Analyte | DF | Units | RL | Result |
|----------|----|---------|----|--------|
| % Solids | 1 | percent | | 90 |

Mercury (Soil/Waste) 7471B

| Analyte | DF | Units | RL | Result |
|---------|----|-------|-------|--------|
| Mercury | 1 | mg/kg | 0.093 | ND |

PAH Compounds 8270

| Analyte | DF | Units | RL | Result |
|------------------------|----|-------|-------|--------|
| 2-Methylnaphthalene | 1 | mg/kg | 0.037 | ND |
| Acenaphthene | 1 | mg/kg | 0.037 | ND |
| Acenaphthylene | 1 | mg/kg | 0.037 | ND |
| Anthracene | 1 | mg/kg | 0.037 | ND |
| Benzo[a]anthracene | 1 | mg/kg | 0.037 | ND |
| Benzo[a]pyrene | 1 | mg/kg | 0.037 | ND |
| Benzo[b]fluoranthene | 1 | mg/kg | 0.037 | ND |
| Benzo[g,h,i]perylene | 1 | mg/kg | 0.037 | ND |
| Benzo[k]fluoranthene | 1 | mg/kg | 0.037 | ND |
| Chrysene | 1 | mg/kg | 0.037 | ND |
| Dibenzo[a,h]anthracene | 1 | mg/kg | 0.037 | ND |
| Fluoranthene | 1 | mg/kg | 0.037 | ND |
| Fluorene | 1 | mg/kg | 0.037 | ND |
| Indeno[1,2,3-cd]pyrene | 1 | mg/kg | 0.037 | ND |
| Naphthalene | 1 | mg/kg | 0.037 | ND |
| Phenanthrene | 1 | mg/kg | 0.037 | ND |
| Pyrene | 1 | mg/kg | 0.037 | ND |

TAL Metals 6020B

| Analyte | DF | Units | RL | Result |
|------------------|----------|--------------|-------------|-------------|
| Aluminum | 1 | mg/kg | 22 | 3800 |
| Antimony | 1 | mg/kg | 0.33 | ND |
| Arsenic | 1 | mg/kg | 0.22 | 0.67 |
| Barium | 1 | mg/kg | 0.56 | 23 |
| Beryllium | 1 | mg/kg | 0.11 | 0.11 |
| Cadmium | 1 | mg/kg | 0.089 | ND |
| Calcium | 1 | mg/kg | 110 | 1900 |
| Chromium | 1 | mg/kg | 1.1 | 7.8 |
| Cobalt | 1 | mg/kg | 0.22 | 3.2 |
| Copper | 1 | mg/kg | 2.2 | 19 |
| Iron | 1 | mg/kg | 33 | 6300 |
| Lead | 1 | mg/kg | 0.33 | 4.4 |
| Magnesium | 1 | mg/kg | 110 | 2100 |
| Manganese | 1 | mg/kg | 2.2 | 120 |
| Nickel | 1 | mg/kg | 1.1 | 9.9 |
| Potassium | 1 | mg/kg | 110 | 670 |
| Selenium | 1 | mg/kg | 1.1 | ND |
| Silver | 1 | mg/kg | 0.22 | ND |
| Sodium | 1 | mg/kg | 110 | ND |
| Thallium | 1 | mg/kg | 0.056 | ND |
| Vanadium | 1 | mg/kg | 0.22 | 11 |
| Zinc | 1 | mg/kg | 4.4 | 18 |

Volatile Organics (no search) 8260

| Analyte | DF | Units | RL | Result |
|---------------------------------------|------|-------|--------|--------|
| 1,1,1-Trichloroethane | 1.01 | mg/kg | 0.0023 | ND |
| 1,1,2,2-Tetrachloroethane | 1.01 | mg/kg | 0.0023 | ND |
| 1,1,2-Trichloro-1,2,2-trifluoroethane | 1.01 | mg/kg | 0.0023 | ND |
| 1,1,2-Trichloroethane | 1.01 | mg/kg | 0.0023 | ND |

Sample ID: B3 2'-3'**Collection Date: 5/22/2025****Lab#: AD52005-003****Receipt Date: 5/23/2025****Matrix: Soil**

| | | | | |
|-----------------------------|-------------|--------------|---------------|---------------|
| 1,1-Dichloroethane | 1.01 | mg/kg | 0.0023 | ND |
| 1,1-Dichloroethene | 1.01 | mg/kg | 0.0023 | ND |
| 1,2,3-Trichlorobenzene | 1.01 | mg/kg | 0.0023 | ND |
| 1,2,4-Trichlorobenzene | 1.01 | mg/kg | 0.0023 | ND |
| 1,2-Dibromo-3-chloropropane | 1.01 | mg/kg | 0.0023 | ND |
| 1,2-Dibromoethane | 1.01 | mg/kg | 0.0011 | ND |
| 1,2-Dichlorobenzene | 1.01 | mg/kg | 0.0023 | ND |
| 1,2-Dichloroethane | 1.01 | mg/kg | 0.0023 | ND |
| 1,2-Dichloropropane | 1.01 | mg/kg | 0.0023 | ND |
| 1,3-Dichlorobenzene | 1.01 | mg/kg | 0.0023 | ND |
| 1,3-Dichloropropene (Total) | 1.01 | mg/kg | 0.0023 | ND |
| 1,4-Dichlorobenzene | 1.01 | mg/kg | 0.0023 | ND |
| 1,4-Dioxane | 1.01 | mg/kg | 0.11 | ND |
| 2-Butanone | 1.01 | mg/kg | 0.0023 | ND |
| 2-Hexanone | 1.01 | mg/kg | 0.0023 | ND |
| 4-Methyl-2-pentanone | 1.01 | mg/kg | 0.0023 | ND |
| Acetone | 1.01 | mg/kg | 0.011 | ND |
| Benzene | 1.01 | mg/kg | 0.0011 | ND |
| Bromochloromethane | 1.01 | mg/kg | 0.0023 | ND |
| Bromodichloromethane | 1.01 | mg/kg | 0.0023 | ND |
| Bromoform | 1.01 | mg/kg | 0.0023 | ND |
| Bromomethane | 1.01 | mg/kg | 0.0023 | ND |
| Carbon disulfide | 1.01 | mg/kg | 0.0056 | ND |
| Carbon tetrachloride | 1.01 | mg/kg | 0.0023 | ND |
| Chlorobenzene | 1.01 | mg/kg | 0.0023 | ND |
| Chloroethane | 1.01 | mg/kg | 0.0023 | ND |
| Chloroform | 1.01 | mg/kg | 0.0023 | ND |
| Chloromethane | 1.01 | mg/kg | 0.0023 | ND |
| cis-1,2-Dichloroethene | 1.01 | mg/kg | 0.0023 | ND |
| cis-1,3-Dichloropropene | 1.01 | mg/kg | 0.0023 | ND |
| Cyclohexane | 1.01 | mg/kg | 0.0023 | ND |
| Dibromochloromethane | 1.01 | mg/kg | 0.0023 | ND |
| Dichlorodifluoromethane | 1.01 | mg/kg | 0.0023 | ND |
| Ethylbenzene | 1.01 | mg/kg | 0.0011 | ND |
| Isopropylbenzene | 1.01 | mg/kg | 0.0011 | ND |
| m&p-Xylenes | 1.01 | mg/kg | 0.0016 | ND |
| Methyl Acetate | 1.01 | mg/kg | 0.0023 | ND |
| Methylcyclohexane | 1.01 | mg/kg | 0.0023 | ND |
| Methylene chloride | 1.01 | mg/kg | 0.0023 | 0.0028 |
| Methyl-t-butyl ether | 1.01 | mg/kg | 0.0011 | ND |
| o-Xylene | 1.01 | mg/kg | 0.0011 | ND |
| Styrene | 1.01 | mg/kg | 0.0023 | ND |
| Tetrachloroethene | 1.01 | mg/kg | 0.0023 | ND |
| Toluene | 1.01 | mg/kg | 0.0011 | ND |
| trans-1,2-Dichloroethene | 1.01 | mg/kg | 0.0023 | ND |
| trans-1,3-Dichloropropene | 1.01 | mg/kg | 0.0023 | ND |
| Trichloroethene | 1.01 | mg/kg | 0.0023 | ND |
| Trichlorofluoromethane | 1.01 | mg/kg | 0.0023 | ND |
| Vinyl chloride | 1.01 | mg/kg | 0.0023 | ND |
| Xylenes (Total) | 1.01 | mg/kg | 0.0011 | ND |

Sample ID: B4 1'-2'
Lab#: AD52005-004
Matrix: Soil

Collection Date: 5/22/2025
Receipt Date: 5/23/2025

% Solids SM2540G

| Analyte | DF | Units | RL | Result |
|----------|----|---------|----|--------|
| % Solids | 1 | percent | | 100 |

Mercury (Soil/Waste) 7471B

| Analyte | DF | Units | RL | Result |
|---------|----|-------|-------|--------|
| Mercury | 1 | mg/kg | 0.083 | ND |

PAH Compounds 8270

| Analyte | DF | Units | RL | Result |
|------------------------|----|-------|-------|--------|
| 2-Methylnaphthalene | 1 | mg/kg | 0.033 | ND |
| Acenaphthene | 1 | mg/kg | 0.033 | ND |
| Acenaphthylene | 1 | mg/kg | 0.033 | ND |
| Anthracene | 1 | mg/kg | 0.033 | ND |
| Benzo[a]anthracene | 1 | mg/kg | 0.033 | ND |
| Benzo[a]pyrene | 1 | mg/kg | 0.033 | ND |
| Benzo[b]fluoranthene | 1 | mg/kg | 0.033 | ND |
| Benzo[g,h,i]perylene | 1 | mg/kg | 0.033 | ND |
| Benzo[k]fluoranthene | 1 | mg/kg | 0.033 | ND |
| Chrysene | 1 | mg/kg | 0.033 | ND |
| Dibenzo[a,h]anthracene | 1 | mg/kg | 0.033 | ND |
| Fluoranthene | 1 | mg/kg | 0.033 | ND |
| Fluorene | 1 | mg/kg | 0.033 | ND |
| Indeno[1,2,3-cd]pyrene | 1 | mg/kg | 0.033 | ND |
| Naphthalene | 1 | mg/kg | 0.033 | ND |
| Phenanthrene | 1 | mg/kg | 0.033 | ND |
| Pyrene | 1 | mg/kg | 0.033 | ND |

TAL Metals 6020B

| Analyte | DF | Units | RL | Result |
|-----------|----|-------|-------|--------|
| Aluminum | 1 | mg/kg | 20 | 3500 |
| Antimony | 1 | mg/kg | 0.30 | ND |
| Arsenic | 1 | mg/kg | 0.20 | 0.93 |
| Barium | 1 | mg/kg | 0.50 | 40 |
| Beryllium | 1 | mg/kg | 0.10 | 0.12 |
| Cadmium | 1 | mg/kg | 0.080 | ND |
| Calcium | 1 | mg/kg | 100 | 3400 |
| Chromium | 1 | mg/kg | 1.0 | 9.9 |
| Cobalt | 1 | mg/kg | 0.20 | 5.2 |
| Copper | 1 | mg/kg | 2.0 | 91 |
| Iron | 1 | mg/kg | 30 | 6400 |
| Lead | 1 | mg/kg | 0.30 | 6.4 |
| Magnesium | 1 | mg/kg | 100 | 1900 |
| Manganese | 1 | mg/kg | 2.0 | 170 |
| Nickel | 1 | mg/kg | 1.0 | 12 |
| Potassium | 1 | mg/kg | 100 | 570 |
| Selenium | 1 | mg/kg | 1.0 | ND |
| Silver | 1 | mg/kg | 0.20 | ND |
| Sodium | 1 | mg/kg | 100 | ND |
| Thallium | 1 | mg/kg | 0.050 | 0.055 |
| Vanadium | 1 | mg/kg | 0.20 | 11 |
| Zinc | 1 | mg/kg | 4.0 | 30 |

Volatile Organics (no search) 8260

| Analyte | DF | Units | RL | Result |
|---------------------------------------|----|-------|--------|--------|
| 1,1,1-Trichloroethane | 1 | mg/kg | 0.0020 | ND |
| 1,1,2,2-Tetrachloroethane | 1 | mg/kg | 0.0020 | ND |
| 1,1,2-Trichloro-1,2,2-trifluoroethane | 1 | mg/kg | 0.0020 | ND |
| 1,1,2-Trichloroethane | 1 | mg/kg | 0.0020 | ND |

Sample ID: B4 1'-2'**Lab#: AD52005-004****Matrix: Soil****Collection Date: 5/22/2025****Receipt Date: 5/23/2025**

| | | | | |
|-----------------------------|---|-------|--------|----|
| 1,1-Dichloroethane | 1 | mg/kg | 0.0020 | ND |
| 1,1-Dichloroethene | 1 | mg/kg | 0.0020 | ND |
| 1,2,3-Trichlorobenzene | 1 | mg/kg | 0.0020 | ND |
| 1,2,4-Trichlorobenzene | 1 | mg/kg | 0.0020 | ND |
| 1,2-Dibromo-3-chloropropane | 1 | mg/kg | 0.0020 | ND |
| 1,2-Dibromoethane | 1 | mg/kg | 0.0010 | ND |
| 1,2-Dichlorobenzene | 1 | mg/kg | 0.0020 | ND |
| 1,2-Dichloroethane | 1 | mg/kg | 0.0020 | ND |
| 1,2-Dichloropropane | 1 | mg/kg | 0.0020 | ND |
| 1,3-Dichlorobenzene | 1 | mg/kg | 0.0020 | ND |
| 1,3-Dichloropropene (Total) | 1 | mg/kg | 0.0020 | ND |
| 1,4-Dichlorobenzene | 1 | mg/kg | 0.0020 | ND |
| 1,4-Dioxane | 1 | mg/kg | 0.10 | ND |
| 2-Butanone | 1 | mg/kg | 0.0020 | ND |
| 2-Hexanone | 1 | mg/kg | 0.0020 | ND |
| 4-Methyl-2-pentanone | 1 | mg/kg | 0.0020 | ND |
| Acetone | 1 | mg/kg | 0.010 | ND |
| Benzene | 1 | mg/kg | 0.0010 | ND |
| Bromochloromethane | 1 | mg/kg | 0.0020 | ND |
| Bromodichloromethane | 1 | mg/kg | 0.0020 | ND |
| Bromoform | 1 | mg/kg | 0.0020 | ND |
| Bromomethane | 1 | mg/kg | 0.0020 | ND |
| Carbon disulfide | 1 | mg/kg | 0.0050 | ND |
| Carbon tetrachloride | 1 | mg/kg | 0.0020 | ND |
| Chlorobenzene | 1 | mg/kg | 0.0020 | ND |
| Chloroethane | 1 | mg/kg | 0.0020 | ND |
| Chloroform | 1 | mg/kg | 0.0020 | ND |
| Chloromethane | 1 | mg/kg | 0.0020 | ND |
| cis-1,2-Dichloroethene | 1 | mg/kg | 0.0020 | ND |
| cis-1,3-Dichloropropene | 1 | mg/kg | 0.0020 | ND |
| Cyclohexane | 1 | mg/kg | 0.0020 | ND |
| Dibromochloromethane | 1 | mg/kg | 0.0020 | ND |
| Dichlorodifluoromethane | 1 | mg/kg | 0.0020 | ND |
| Ethylbenzene | 1 | mg/kg | 0.0010 | ND |
| Isopropylbenzene | 1 | mg/kg | 0.0010 | ND |
| m&p-Xylenes | 1 | mg/kg | 0.0014 | ND |
| Methyl Acetate | 1 | mg/kg | 0.0020 | ND |
| Methylcyclohexane | 1 | mg/kg | 0.0020 | ND |
| Methylene chloride | 1 | mg/kg | 0.0020 | ND |
| Methyl-t-butyl ether | 1 | mg/kg | 0.0010 | ND |
| o-Xylene | 1 | mg/kg | 0.0010 | ND |
| Styrene | 1 | mg/kg | 0.0020 | ND |
| Tetrachloroethene | 1 | mg/kg | 0.0020 | ND |
| Toluene | 1 | mg/kg | 0.0010 | ND |
| trans-1,2-Dichloroethene | 1 | mg/kg | 0.0020 | ND |
| trans-1,3-Dichloropropene | 1 | mg/kg | 0.0020 | ND |
| Trichloroethene | 1 | mg/kg | 0.0020 | ND |
| Trichlorofluoromethane | 1 | mg/kg | 0.0020 | ND |
| Vinyl chloride | 1 | mg/kg | 0.0020 | ND |
| Xylenes (Total) | 1 | mg/kg | 0.0010 | ND |

Hampton-Clarke, Inc. (WBE/DBE/SBE)
 175 Route 46 West and 2 Madison Road, Fairfield, New Jersey 07004
 Ph: 800-426-9992 | 973-244-9770 Fax: 973-244-9787 | 973-439-1458
 Service Center: 137-D Gaither Drive, Mount Laurel, New Jersey 08054
 Ph (Service Center): 856-780-6057 Fax: 856-780-6056



CHAIN OF CUSTODY RECORD

A Women-Owned, Disadvantaged, Small Business Enterprise

Project # (Lab Use Only)

5052317

Page 1 of 1

3) Reporting Requirements (Please Circle)

| Turnaround | Report Type | Electronic Data Deliv. |
|-------------------------------|-----------------------|-------------------------|
| When Available: | <u>Summary</u> | NJ Hazsite |
| 1 Business Day (100%)* | Results + QC (Waste) | Excel Reg. NJ / NY / PA |
| 2 Business Days (75%)* | Reduced: | EnviroData |
| 3 Business Days (50%)* | [] NJ [] NY | EQuIS: |
| 4 Business Days (35%)* | [] PA [] Other | [] 4-File [] EZ |
| <u>5 Business Days (25%)*</u> | NJ Full / NY ASP CatB | [] NYDEC |
| 8 Business Days (Stand.) | NY ASP CatA | [] Region 2 or 5 |
| Other: | | Other: <u>PDF</u> |

* Expedited TAT Not Always Available. Please Check with Lab.

Customer Information

1a) Customer: MORRITT
 Address: 519 R. 111
HAWPAUGE, NY

1b) Email/Cell/Fax/Ph: frank@optonline.net

1c) Send Invoice to:

1d) Send Report to: FRANK GALDUN

Project Information

2a) Project: 2737 WEBSTER AVE
BROUX, NY

2b) Project Mgr: F GALDUN

2c) Project Location (City/State):

2d) Quote/PO # (If Applicable):

FOR LAB USE ONLY

Batch #
AD52005

====> Check If Contingent <====>

Matrix Codes

DW - Drinking Water S - Soil A - Air
 GW - Ground Water SL - Sludge
 WW - Waste Water OL - Oil
 OT - Other (please specify under item 9, Comments)

7) Analysis (specify methods & parameter lists)

Sample Type
 Composite (C) Grab (G)
ERA 8260
TAL METALS +
ERA 8270 PAHS

<==== Check If Contingent <====>

| Lab Sample # | 4) Customer Sample ID | 5) Matrix | 6) Sample | | Composite (C) | Grab (G) | 8) # of Bottles | | | | | | | | 9) Comments | |
|--------------|-----------------------|-----------|-----------|-------|---------------|----------|-----------------|------|---------|------|-----|-------|------|--------|-------------|--|
| | | | Date | Time | | | None | MeOH | En Core | NaOH | HCl | H2SO4 | HNO3 | Other: | | |
| 001 | B1 0.5'-1' | SOIL | 5/22/25 | 9:08 | ✓ | ✓ | 2 | | | | | | | | | |
| 002 | B2 0.5'-1' | ↓ | ↓ | 10:30 | ✓ | ✓ | 2 | | | | | | | | | |
| 003 | B3 2'-3' | ↓ | ↓ | 11:15 | ✓ | ✓ | 2 | | | | | | | | | |
| 004 | B4 1'-2' | ↓ | ↓ | 12:40 | ✓ | ✓ | 2 | | | | | | | | | |

10) Relinquished by: [Signature]

Accepted by: [Signature]

Date: 5/23/25 Time: 11:39

Comments, Notes, Special Requirements, HAZARDS

Indicate if low-level methods required to meet current groundwater standards (SPLP for soil):

BN or BNA (8270D SIM)
 VOC (8260C SIM or 8011)
 SPLP (BN, BNA, Metals)
 1,4 Dioxane

Check if applicable:

Project-Specific Reporting Limits
 High Contaminant Concentrations
 NJ LSRP Project (also check boxes above/right)

For NJ LSRP projects, indicate which standards need to be met:

NJDEP GWQS
 NJDEP SRS
 NJDEP SPLP
 Other (specify):

11) Sampler (print name): FRANK GALDUN Date: 5/22/25

Cooler Temperature: 3.9

Additional Notes


Please note NUMBERED items. If not completed your analytical work may be delayed.
 A fee of \$5/sample will be assessed for storage should sample not be activated for any analysis.

Internal use: sampling plan (check box) HC [] or client [] FSP#

**APPENDIX C:
PHOTOGRAPHS**



Photograph 1: View of the Site looking southwest from across the intersection of Webster Avenue and E. 197th Street. The 2737 to 2747 Webster Avenue building visible at foreground. The two smaller attached Site structures are visible at right-background.



Photograph 2: Typical soil boring installation. B3 shown.



Photograph 3: Typical sub-slab soil vapor sample. SV2 shown.