3140 Coney Island Ave
Brooklyn, New York
NYSDEC BCP# C224157

PERIODIC REVIEW REPORT

March 18, 2020 through March 18, 2021

SUBMITTED TO:

NYSDEC - Region 2
1 Hunter's Point Plaza
47-40 21st Street
Long Island City, New York 11101

PREPARED FOR:

3140 Coney Island Realty, LLC
3061 Brighton 6th Street
Brooklyn, NY 11235

PREPARED BY:

P.W. Grosser Consulting , Inc.
630 Johnson Avenue, Suite 7
Bohemia, New York 11716
Phone: (631) 589-6353
Fax: (631) 589-8705
Jennifer Lewis, PG, Senior Project Manager
Paul K. Boyce, PE, PG, President

Email: JenniferL@pwgrosser.com
PaulB@pwgrosser.com

PWGC Project Number: CIR1901

April 2021

TABLE OF CONTENTS

CERTIFICATION III

1.0 INTRODUCTION 1

1.1 Site Location and Description 1

2.0 O&M PLAN COMPLIANCE 2

3.0 GROUNDWATER MONITORING AND SAMPLING 4

3.1 Groundwater Monitoring 4

3.1.1 Groundwater Sampling 4

3.1.2 Sampling Protocol 5

3.1.3 Analytical Results 5

4.0 SOIL VAPOR EXTRACTION SYSTEM MONITORING 7

4.1 Vacuum Monitoring Points 7

4.2 SVE System Inspection and Sampling 7

5.0 SOIL VAPOR INTRUSION ASSESSMENT 8

5.1 Sampling Protocol 8

5.2 Analytical Results 8

6.0 DATA USABILITY SUMMARY 10

7.0 ADDITIONAL ECs AND ICs 11

7.1 Composite Cover System 11

7.2 In-Situ Chemical Oxidant Injections 11

7.3 Institutional Controls 11

8.0 CONCLUSIONS 13

9.0 REFERENCES 15

FIGURES

Figure 1 Vicinity Map

Figure 2 Monitoring Well Network

Figure 3 Monitoring Well Network – March 6, 2019

Figure 4 Historic Groundwater Sample Locations

Figure 5 Soil Vapor Intrusion Sample Locations

TABLES

Table 1 Monitoring Well Field Data

Table 2 Groundwater Analytical Results – January 2021

Table 3 Historic Groundwater Concentrations

Table 4 Soil Vapor Intrusion Sample Results

CHARTS

Chart 1 GW – CVOCs Per Well Over Time

P.W. GROSSER CONSULTING, INC.
P.W. GROSSER CONSULTING ENGINEER & HYDROGEOLOGIST, P.C.
PHONE: 631.589.6353 PWGROSSER.COM 630 JOHNSON AVENUE, STE 7 BOHEMIA, NY 11716
LONG ISLAND • MANHATTAN • SARATOGA SPRINGS • SYRACUSE • SEATTLE • SHELTON

APPENDICES

Appendix A	Annual Site Inspection Form
Appendix B	Well Sampling Logs
Appendix C	Laboratory Analytical Results
Appendix D	Data Usability Summary Report

P.W. GROSSER CONSULTING, INC.
P.W. GROSSER CONSULTING ENGINEER & HYDROGEOLOGIST, P.C.
PHONE: 631.589.6353 PWGROSSER.COM 630 JOHNSON AVENUE, STE 7 BOHEMIA, NY 11716
LONG ISLAND • MANHATTAN • SARATOGA SPRINGS • SYRACUSE • SEATTLE • SHELTON

PWGC
CLIENT DRIVEN SOLUTIONS

CERTIFICATION

For each institutional or engineering control identified for the Site, I certify that the following statements are true:

- The inspection of the Site to confirm the effectiveness of the institutional and engineering controls required by the remedial program was performed under my direction;
- The institutional control and/or engineering control employed at this Site is unchanged from the date the control was put in place, or last approved by the Department;
- Nothing has occurred that would impair the ability of the control to protect the public health and environment;
- Nothing has occurred that would constitute a violation or failure to comply with Site Management Plan for this control;
- Access to the Site will continue to be provided to the Department to evaluate the remedy, including access to evaluate the continued maintenance of this control;
- Use of the Site is compliant with the environmental easement;
- The engineering control systems are performing as designed and are effective;
- To the best of my knowledge and belief, the work and conclusions described in this certification are in accordance with the requirements of the Site remedial program and generally accepted engineering practices; and
- The information presented in this report is accurate and complete.

I certify that information and statements in this certification form are true. I understand that a false statement made herein is punishable as a Class "A" misdemeanor, pursuant to Section 210.45 of the Penal Law. I, Paul Boyce, PE, PG, of 630 Johnson Avenue, Bohemia, NY 11716, am certifying as the Owner's Designated Site Representative for the Site.

PAUL K. BOYCE
Name

074604
PE License Number

Paul Boyce
Signature

04.23.2021
Date



P.W. GROSSER CONSULTING, INC.
P.W. GROSSER CONSULTING ENGINEER & HYDROGEOLOGIST, P.C.
PHONE: 631.589.6353 PWGROSSER.COM
630 JOHNSON AVENUE, STE 7 BOHEMIA, NY 11716
LONG ISLAND • MANHATTAN • SARATOGA SPRINGS • SYRACUSE • SEATTLE • SHELTON

1.0 INTRODUCTION

P.W. Grosser Consulting Engineer & Hydrogeologist, PC (PWGC) has prepared the following annual Periodic Review Report on behalf of the property owner, 3140 Coney Island Realty, LLC, to document the implementation of the Site Management Plan (SMP) at 3140 Coney Island Avenue in Brooklyn, New York (the Site). The Site was remediated under the oversight of the New York State Department of Environmental Conservation (NYSDEC) Brownfield Cleanup Program (BCP) #C224157.

This report was prepared in accordance with the Site Management Plan dated November 2015 and revised July 17, 2018 and NYSDEC DER-10 Section 6.3. The SMP was updated following approval by NYSDEC of recommendations within the 2017 Periodic Review Report which will be further discussed below. This report covers Site activities from March 18, 2020 to March 18, 2021.

1.1 Site Location and Description

The Site is a 0.1 acre property located at 3140 Coney Island Avenue in Brooklyn, New York (see **Figure 1**) on the west side of Coney Island Avenue, bound by residential apartment buildings to the north and south and a single family residential house and vacant lot to the west. The Site is located in the Brighton Beach section of Kings County and is identified as Block 8678 and Lot 64 on the New York City Tax Map. The Site is currently used as a six-story medical office building with limited on-site parking. Prior to the current use, the site was utilized as a drycleaner between approximately 1950 and 2007. A site plan is depicted on **Figure 2**.

For a detailed description of historic environmental Site activities, please refer to the Final Engineering Report dated December 2015.

P.W. GROSSER CONSULTING, INC.
P.W. GROSSER CONSULTING ENGINEER & HYDROGEOLOGIST, P.C.
PHONE: 631.589.6353 PWGROSSER.COM 630 JOHNSON AVENUE, STE 7 BOHEMIA, NY 11716
LONG ISLAND • MANHATTAN • SARATOGA SPRINGS • SYRACUSE • SEATTLE • SHELTON

2.0 O&M PLAN COMPLIANCE

PWGC proposed modifications to the routine monitoring and sampling, including ceasing semi-annual groundwater sampling and converting the site's soil vapor extraction (SVE) system to a passive sub-slab depressurization system (SSDS). The NYSDEC responded in a letter dated August 10, 2020 which indicated the following: a minimum of two additional years of annual groundwater sampling is required prior to conversion of the SVE system, a minimum of three years of soil vapor intrusion (SVI) sampling are required. PWGC had further conversations via email with NYSDEC and the New York State Department of Health (NYSDOH) regarding the timing of SVI sampling events and requested that a consideration be made for conducting the first round of SVI sampling in January 2021 and the second round of sampling in March 2021 with the system remaining off between the two sampling events, restart the SVE system after the March 2021 sampling event, then conduct the third sampling event the following winter season. This approach was agreed to, although no warranties were made by NYSDEC or NYSDOH that further SVI sampling wouldn't be required and would be dependent upon the results of the three SVI sampling events.

In accordance with the July 2018 SMP, the August 10, 2020 NYSDEC letter and subsequent emails, and DER-10 Section 6.3, the annual evaluation of site conditions has been conducted during this reporting period. The current operation and maintenance (O&M) plan for the site consists of the following activities:

Monitoring Program	Frequency
Composite Cover System	Annual
Groundwater Monitoring and Sampling	Annual
Groundwater, Vapor, and ISCO Monitoring Well Repairs, Replacement, and Decommissioning	As-Needed
SVE System Effluent Sampling	Discontinued
SVI Sampling	January 2021, March 2021, March 2022
SVE System Operational Data	Monthly
Vacuum Monitoring Wells	Annual
SSDS Effluent Sampling	Not in operation at this time. Start-up: once the first day, once the first week. Routine: quarterly

P.W. GROSSER CONSULTING, INC.
P.W. GROSSER CONSULTING ENGINEER & HYDROGEOLOGIST, P.C.
PHONE: 631.589.6353 PWGROSSER.COM 630 JOHNSON AVENUE, STE 7 BOHEMIA, NY 11716
LONG ISLAND • MANHATTAN • SARATOGA SPRINGS • SYRACUSE • SEATTLE • SHELTON

The engineering controls (ECs) currently identified at the site include the composite cover system, the SVE system, the SSDS (which will be converted from the existing SVE system in the future), and the contingency in-situ chemical oxidant injection wells. During the May 11, 2020 site visit, PWGC personnel evaluated the above listed ECs which are discussed within their respective sections of this PRR. The site remedy continues to be protective of public health and the environment and is performing as designed in the Remedial Action Work Plan and Final Engineering Report. A copy of the annual site inspection report is included as **Appendix A**.

P.W. GROSSER CONSULTING, INC.
P.W. GROSSER CONSULTING ENGINEER & HYDROGEOLOGIST, P.C.
PHONE: 631.589.6353 PWGROSSER.COM 630 JOHNSON AVENUE, STE 7 BOHEMIA, NY 11716
LONG ISLAND • MANHATTAN • SARATOGA SPRINGS • SYRACUSE • SEATTLE • SHELTON

3.0 GROUNDWATER MONITORING AND SAMPLING

During the reporting period for this PRR, groundwater sampling activities were performed on January 14, 2021. Monitoring wells and manhole covers were inspected for integrity. During the May 11, 2020 sampling event, MW-11, was inaccessible due to vegetation that had grown through the well screen at approximately 5 feet below grade surface. During the January 14, 2021 sampling event, MW-11 was still inaccessible. Historic well sampling data for MW-11 has been near non-detect, because of this and the new access issues of the well, if groundwater sampling at the site is to continue in the future, MW-11 will be omitted from the sampling plan.

3.1 Groundwater Monitoring

Groundwater monitoring of the wells consisted of collecting and recording depth to water, depth to light non-aqueous phase liquid (LNAPL), LNAPL thickness, and total well depth measurements for nine groundwater monitoring wells, including the two shallowest wells in the multi-level well, at the Site. Water levels were collected using a Solinst Oil / Water Interface Probe or equivalent. **Figure 3** displays the location of the monitoring wells, groundwater elevation data, and analytical results exceeding standards for this reporting period. Groundwater monitoring data is contained in **Table 1**. LNAPL was not observed during this reporting period.

Excluding the monitoring well in the basement (MW-15), groundwater elevations generally did not differ greatly across the Site. In March 2019 and January 2021, groundwater elevation data indicated a skew in flow direction data, indicating that groundwater was flowing in the northernly direction; however, groundwater elevation data collected over the site's history suggests a nearly flat groundwater flow gradient across the Site is typical.

3.1.1 Groundwater Sampling

During the January 2021 sampling event, groundwater samples were collected from eight of the ten monitoring wells, including the two shallowest intervals of the multi-level monitoring well. A sample could not be collected from monitoring wells MW-11 and MW-16 due to the low water level in the wells, which have been reoccurring issues at the site.

Groundwater analytical results were compared to the NYSDEC Class GA Groundwater Quality Standards (AWQS) as specified in the Technical Operation and Guidance Series (TOGS 1.1.1) guidance documents dated June 1998 and its addendum dated April 2000.

P.W. GROSSER CONSULTING, INC.
P.W. GROSSER CONSULTING ENGINEER & HYDROGEOLOGIST, P.C.
PHONE: 631.589.6353 PWGROSSER.COM
630 JOHNSON AVENUE, STE 7 BOHEMIA, NY 11716
LONG ISLAND • MANHATTAN • SARATOGA SPRINGS • SYRACUSE • SEATTLE • SHELTON

3.1.2 Sampling Protocol

Wells were purged using either a decontaminated submersible pump or a check valve fitted with disposal polyethylene tubing under low flow conditions. During purging, groundwater parameters (pH, temperature, conductivity, oxygen reduction potential [ORP], turbidity, and dissolved oxygen) were monitored every three minutes with a Horiba U52 water quality instrument or equivalent. When measurements stabilized in accordance with the United States Environmental Protection Agency (USEPA) standard operating procedure EQASOP-GW001, purging was completed and the water quality meter was disconnected. The groundwater sample was then collected directly from the tubing and placed in pre-cleaned laboratory-supplied glassware and packed in a cooler on ice and delivered to Alpha Analytical Laboratories (Alpha) of Westborough, Massachusetts, a New York State Department of Health Environmental Laboratory Approval Program certified laboratory, under chain-of-custody seal. Copies of the groundwater sampling data sheets containing the field parameters recorded and purge volumes for each sampling point during this reporting period are attached in **Appendix B**.

In addition to the routine samples, MS/MSD samples and blind duplicate samples were collected during each sampling event. Each sample was analyzed for the presence of VOCs by EPA method 8260. The blind duplicate in the January 2021 sampling event was from MW-14.

3.1.3 Analytical Results

Analytical results for the sampling event during this reporting period are summarized on **Table 2**. The compounds exceeding AWQS consisted of tetrachloroethene (PCE), trichloroethene (TCE), cis-1,2-dichloroethene (DCE), vinyl chloride (VC), and 1,2,4,5-tetramethylbenzene. There were no other exceedances of AWQS.

There were no exceedances of AWQS in the off-site well MW-10 or in on-site wells MW-12, MW-17, and MLWell1 (35-40') during this reporting period. During this sampling event, there were AWQS exceedances in MW-13, MW-14, and MLWell1 (15-20'). The highest total chlorinated VOC (CVOC) concentrations have consistently been observed in MW-14 ranging between 2,349 µg/L in June 2017 and 165 µg/L in January 2021. MW-14 saw its lowest CVOC concentration to date. MW-14 is located in the southwest section of the Site, which has historically contained the highest concentrations of chlorinated solvents; a sample collected in 2012 from the now destroyed MW-2, which was installed in the vicinity of MW-14, was nearly 400,000 µg/L for TVOCs. Excluding MW-14, the highest CVOC concentration observed in any of the other wells during this reporting period was 98.19 µg/L in MLWell1 (15-20') and no other well, since routine monitoring began in October 2015,

P.W. GROSSER CONSULTING, INC.
P.W. GROSSER CONSULTING ENGINEER & HYDROGEOLOGIST, P.C.
PHONE: 631.589.6353 PWGROSSER.COM 630 JOHNSON AVENUE, STE 7 BOHEMIA, NY 11716
LONG ISLAND • MANHATTAN • SARATOGA SPRINGS • SYRACUSE • SEATTLE • SHELTON

has had a CVOC concentration greater than 500 µg/L. For reference, groundwater samples collected prior to the Remedial Action and post-Remedial Action have been included on **Table 3**. Historical groundwater sample locations are illustrated on **Figure 4.** Laboratory analytical reports during this PRR reporting period are included as **Appendix C**.

As shown on **Chart 1**, the CVOCs in each of the monitoring wells (starting with the October 2015 sampling event) clearly illustrates a downward trend of since remediation began. MW-14 had previously shown a slight increase in CVOC concentrations between 2017 and 2019; however, since 2019, concentrations have reached a historical low. CVOC concentrations have decreased significantly since the removal of the source material and the chemical applicants and now overall show asymptoticly low concentrations in each well.

P.W. GROSSER CONSULTING, INC.
P.W. GROSSER CONSULTING ENGINEER & HYDROGEOLOGIST, P.C.
PHONE: 631.589.6353 PWGROSSER.COM 630 JOHNSON AVENUE, STE 7 BOHEMIA, NY 11716
LONG ISLAND • MANHATTAN • SARATOGA SPRINGS • SYRACUSE • SEATTLE • SHELTON

4.0 SOIL VAPOR EXTRACTION SYSTEM MONITORING

The SVE system has been operating within normal parameters during this reporting period. The SVE system did not experience any unexpected shutdowns during this reported period and no non-routine maintenance occurred. Parameter readings collected during this reporting period were within range of their expected values. As part of a SVI study, to be discussed in Section 5.0, the SVE system was manually shut down on December 18, 2020 and was restarted on March 29, 2021 following collection of two sets of SVI samples.

PWGC performed routine SVE system performance monitoring which included a visual inspection of the SVE components. In addition, the property owner provided PWGC with monthly readings of the SVE system hours. The SSDS has not been evaluated as part of this PRR as the system is still operating as a SVE system and has not yet been converted to a SSDS.

4.1 Vacuum Monitoring Points

The vacuum monitoring readings were suspended during this reporting period due to their steady values over the last several years and the continued operation of the SVE system. In the event that the SVE system is converted to a SSDS or there are extensive repairs to the venting system, vacuum monitoring readings will be collected to ensure that modifications to the system have not had a detrimental effect on vacuum readings.

4.2 SVE System Inspection and Sampling

PWGC inspected the SVE system on an annual basis during this reporting period. PWGC inspected the components of the SVE system for optimal performance, including inspecting the moisture separator and the filter. When the SVE system was shut down on December 18, 2020 and restarted on March 29, 2021, the SVE system had operated for a total of 43,736.2 hours.

Sampling of the SVE system has been suspended in lieu of conducting SVI assessments. As of the last sampling event for the SVE system on May 11, 2020, a total of 31.2614 pounds of TVOCs have been successfully removed from the subsurface since system start-up on November 10, 2015.

P.W. GROSSER CONSULTING, INC.
P.W. GROSSER CONSULTING ENGINEER & HYDROGEOLOGIST, P.C.
PHONE: 631.589.6353 PWGROSSER.COM 630 JOHNSON AVENUE, STE 7 BOHEMIA, NY 11716
LONG ISLAND • MANHATTAN • SARATOGA SPRINGS • SYRACUSE • SEATTLE • SHELTON

5.0 SOIL VAPOR INTRUSION ASSESSMENT

PWGC conducted two SVI assessments during this reporting period, one on January 14, 2021 and the other on March 29, 2021. The SVE system was manually shut down on December 18, 2020 to allow for subsurface conditions to stabilize prior to performing the SVI assessments and remained off until the sample collection on March 29, 2021 was completed.

In coordination with NYSDEC and NYSDOH, two locations were selected for evaluation, one in the basement and one on the first floor outside of the basement's footprint. At each location, a sub-slab soil vapor sample and an indoor air sample were collected, as shown on **Figure 5**.

5.1 Sampling Protocol

Sampling was conducted in accordance with the NYSDOH "Guidance for Evaluating Soil Vapor Intrusion in New York State," (NYSDOH Guidance) October 2006. Temporary soil vapor probes were installed through the floor slab. Prior to sampling, the integrity of the sampling port seals was tested using tracer gas analysis. The environment surrounding the seal was enriched with the tracer gas, helium, as readings were collected through the sampling probe with a portable helium detector. Tracer gas readings collected from each soil vapor probe were acceptable indicating the seals were intact and the sampling probes were acceptable for sample collection.

After the initial tracer gas test was performed, one to three volumes of the sample tubing were purged prior to collecting samples. Flow rates for both purging and collecting did not exceed 0.2 liters per minute to minimize potential ambient air infiltration during sampling.

The indoor air samples were collected from a height representing the breathing zone (between three and five feet above the floor).

Vapor samples were collected into 6-liter Summa® vacuum canisters fitted with 8-hour flow controllers. The samplers were batch certified clean by the laboratory. Proper quality assurance (QA) / quality control (QC) protocol was followed during the collection of soil gas samples to ensure that cross-contamination in the field did not occur.

5.2 Analytical Results

Analytical results from the two sampling events are summarized in **Table 4**.

P.W. GROSSER CONSULTING, INC.
P.W. GROSSER CONSULTING ENGINEER & HYDROGEOLOGIST, P.C.
PHONE: 631.589.6353 PWGROSSER.COM 630 JOHNSON AVENUE, STE 7 BOHEMIA, NY 11716
LONG ISLAND • MANHATTAN • SARATOGA SPRINGS • SYRACUSE • SEATTLE • SHELTON

During the January 14, 2021 sampling event, PCE was detected in both indoor air samples (max concentration 3 µg/m^3) and sub-slab samples (max concentration 596 µg/m^3). TCE was detected in one of the indoor air samples (0.118) and in both sub-slab samples (max concentration 23.8). DCE was detected in one of the indoor air samples (0.17) and in both sub-slab samples (max concentration 21.1). VC was non-detect in each of the four samples. The AA-1/SS001 sample pairing contained the higher concentrations and was the sample located in the basement.

During the March 29, 2021 sampling event, a similar pattern was observed with the AA-1/SS001 pairing containing higher concentrations than the AA-2/SS002 pairing; however, concentrations were higher. PCE was detected in both indoor air samples (max concentration 65 µg/m^3) and sub-slab samples (max concentration 1,860 µg/m^3). TCE was detected in both indoor air samples (max concentration 1.82) and sub-slab samples (max concentration 84.4). DCE was detected in both indoor air samples (max concentration 6.38) and in both sub-slab samples (max concentration 54.7). VC was non-detect in each of the four samples.

Based upon these results, it appears that the SVE system, when operating, is effectively reducing soil vapor intrusion into the building. Based on the concentrations identified and with comparison to the NYSDOH Soil Vapor / Indoor Air matrices, soil vapor intrusion mitigation is still warranted at the site; however, at the concentrations observed, reducing the system from a SVE to an active SSDS may still be feasible. This conversion will be further evaluated following the March 2022 SVI assessment.

P.W. GROSSER CONSULTING, INC.
P.W. GROSSER CONSULTING ENGINEER & HYDROGEOLOGIST, P.C.
PHONE: 631.589.6353 PWGROSSER.COM 630 JOHNSON AVENUE, STE 7 BOHEMIA, NY 11716
LONG ISLAND • MANHATTAN • SARATOGA SPRINGS • SYRACUSE • SEATTLE • SHELTON

6.0 DATA USABILITY SUMMARY

Analytical data packages obtained from Alpha for each sampling event were sent to Laboratory Data Consultants, Inc (LDC) of Carlsbad, CA to undergo a systematic data validation to provide assurance that the data was adequate for its intended use. All data was deemed acceptable by the data validator, incorporating data qualifiers as appropriate. Validation consisted of an evaluation of the following criteria:

- Data Completeness
- Holding Times and Sample Preservation
- Gas Chromatography/Mass Spectrometry (CG/MS) Tunes
- Initial and counting Calibrations
- Blanks
- Surrogate Recoveries
- Matrix Spike/Matrix Spike Duplicate (MS/MSD) Results
- Laboratory Control Sample (LCS) Results
- Internal Standards
- Field Duplicate Results
- Quantization Limits and Data Assessment
- Sample Quantization and Compound Identification

A copy of LDC's data usability summary reports during this reporting period is included as **Appendix D**. **Table 2** was updated, as appropriate, based upon the data validator's review.

P.W. GROSSER CONSULTING, INC.
P.W. GROSSER CONSULTING ENGINEER & HYDROGEOLOGIST, P.C.
PHONE: 631.589.6353 PWGROSSER.COM 630 JOHNSON AVENUE, STE 7 BOHEMIA, NY 11716
LONG ISLAND • MANHATTAN • SARATOGA SPRINGS • SYRACUSE • SEATTLE • SHELTON

7.0 ADDITIONAL ECs AND ICs

7.1 Composite Cover System

The composite cover system, which consists of the concrete slab at grade and the concrete foundation for the basement, was intact with no observable cracks, holes, or patchwork in the concrete with the exception of the known patchwork at the repaired/replaced vapor monitoring points and MW-17 which was conducted in 2017. This patchwork is not affecting the integrity of the composite cover system. The concrete slab covers the entirety of the site.

7.2 In-Situ Chemical Oxidant Injections

As a pre-emptive measure, well sleeves for in-situ chemical oxidant injections were installed as part of the Remedial Action. Based upon current groundwater concentrations, chemical oxidant injections were not warranted during this PRR. The sleeves are still present and viable for installation of future chemical injections, if required.

7.3 Institutional Controls

The following institutional controls (ICs) have been adhered to during this reporting period:

- Compliance with the Environmental Easement and the SMP by the property owner;
- Engineering Controls were operated and maintained as specified in the SMP;
- Engineering Controls were inspected at a frequency and in a manner defined in the SMP;
- Groundwater and soil vapor monitoring was performed as defined in this SMP;
- Data and information pertinent to Site Management of the site was reported at the frequency and in a manner defined in the SMP, albeit with a delay in reporting during this reporting period;
- Site Restrictions
    - The property has been used for restricted residential or lower level uses (commercial use during this reporting period) while the long-term Engineering and Institutional Controls included in the SMP are employed.
    - The property has not been used for a higher level of use, such as unrestricted;
    - All future activities on the property that will disturb remaining contaminated material must be conducted in accordance with the SMP;

P.W. GROSSER CONSULTING, INC.
P.W. GROSSER CONSULTING ENGINEER & HYDROGEOLOGIST, P.C.
PHONE: 631.589.6353 PWGROSSER.COM 630 JOHNSON AVENUE, STE 7 BOHEMIA, NY 11716
LONG ISLAND • MANHATTAN • SARATOGA SPRINGS • SYRACUSE • SEATTLE • SHELTON

- The use of the groundwater underlying the property is prohibited without treatment rendering it safe for intended use;
- Vegetable gardens and farming on the property are prohibited;
- The Site owner or remedial party will submit to NYSDEC a written statement that certifies, under penalty of perjury, that: (1) controls employed at the site are unchanged from the previous certification or that any changes to the controls were approved by the NYSDEC; and, (2) nothing has occurred that impairs the ability of the controls to protect public health and environment or that constitute a violation or failure to comply with the SMP. NYSDEC retains the right to access such site at any time in order to evaluate the continued maintenance of any and all controls. This certification shall be submitted annually, or an alternate period of time that NYSDEC may allow and will be made by an expert that the NYSDEC finds acceptable.

P.W. GROSSER CONSULTING, INC.
P.W. GROSSER CONSULTING ENGINEER & HYDROGEOLOGIST, P.C.
PHONE: 631.589.6353 PWGROSSER.COM 630 JOHNSON AVENUE, STE 7 BOHEMIA, NY 11716
LONG ISLAND • MANHATTAN • SARATOGA SPRINGS • SYRACUSE • SEATTLE • SHELTON

8.0 CONCLUSIONS

This Periodic Review Report documents activities performed from March 18, 2020 through March 18, 2021 in accordance with the Site Management Plan and NYSDEC DER-10 Section 6.3.

During this reporting period, one groundwater sampling event was conducted on January 14, 2021. Analytical results revealed concentrations in MW-13, MW-14, and ML Well (15-20') that have exceeded AWQSs. The compounds exceeding AWQS consisted of PCE, TCE, DCE, and VC, as well as 1,2,4,5-tetramethylbenzene. Overall VOC concentrations have decreased significantly since the removal of the source material and chemical oxidant applications and concentrations are moving on a strong downward trend in MW-14 and have illustrated an asymptotic trend in the other on- and off-site wells. During this reporting period, concentrations observed in MW-14 were the lowest measured to date.

In lieu of sampling the SVE system, two SVI assessments were conducted, one on January 14, 2021 and the other on Mach 29, 2021. The SVE system was shut down on December 18, 2020 in preparation of the SVI assessments and was not restarted until after the second set of samples were collected on March 29th. At the time of SVE system shutdown/restart, the SVE system had operated for 43,736.2 hours. The SVI assessments included the collection of two sets of sub-slab vapor and indoor air samples on two different days. The results from the January assessment did show the presence of low levels of chlorinated solvents in the indoor air and in the sub-slab soil vapor; the samples collected from the basement had higher concentrations than the samples collected from the first floor location. The results from the March assessment showed higher concentrations in each sample at concentrations indicating that mitigation is still warranted. As stated, immediately following the March sampling event, the SVE system was restarted and remains operational.

The remedial actions and monitoring undertaken at this Site have satisfied the Remedial Action Objectives as set forth in the Decision Document.

At this time, PWGC offers the following recommendations for the site:

- Conduct an additional round of groundwater sampling in March 2022 and evaluate if future groundwater sampling can be ceased.

P.W. GROSSER CONSULTING, INC.
P.W. GROSSER CONSULTING ENGINEER & HYDROGEOLOGIST, P.C.
PHONE: 631.589.6353 PWGROSSER.COM 630 JOHNSON AVENUE, STE 7 BOHEMIA, NY 11716
LONG ISLAND • MANHATTAN • SARATOGA SPRINGS • SYRACUSE • SEATTLE • SHELTON

- Conduct an additional SVI assessment in March 2022 and evaluate if downgrading the current SVE system to an active SSDS is appropriate.
- Continue conducting annual inspections of the remaining engineering controls.
- Prepare the annual Periodic Review Report in April 2022.

P.W. GROSSER CONSULTING, INC.
P.W. GROSSER CONSULTING ENGINEER & HYDROGEOLOGIST, P.C.
PHONE: 631.589.6353 PWGROSSER.COM 630 JOHNSON AVENUE, STE 7 BOHEMIA, NY 11716
LONG ISLAND • MANHATTAN • SARATOGA SPRINGS • SYRACUSE • SEATTLE • SHELTON

9.0 REFERENCES

- NYSDEC, Division of Water Technical and Operational Guidance Series (TOGS) 1.1.1, Ambient Water Quality Standards and Guidance Values; June 1998 and addendum April 2000.
- P.W. Grosser Consulting Engineer & Hydrogeologist, PC, Site Management Plan BCP #C224157, November 2015, updated July 17, 2018.
- P.W. Grosser Consulting Engineer & Hydrogeologist, PC, Final Engineering Report BCP #C224157, December 2015.

P.W. GROSSER CONSULTING, INC.
P.W. GROSSER CONSULTING ENGINEER & HYDROGEOLOGIST, P.C.
PHONE: 631.589.6353 PWGROSSER.COM 630 JOHNSON AVENUE, STE 7 BOHEMIA, NY 11716
LONG ISLAND • MANHATTAN • SARATOGA SPRINGS • SYRACUSE • SEATTLE • SHELTON

FIGURES

P.W. GROSSER CONSULTING, INC.
P.W. GROSSER CONSULTING ENGINEER & HYDROGEOLOGIST, P.C.
PHONE: 631.589.6353
PWGROSSER.COM
630 JOHNSON AVENUE, STE 7
BOHEMIA, NY 11716
LONG ISLAND • MANHATTAN • SARATOGA SPRINGS • SYRACUSE • SEATTLE • SHELTON

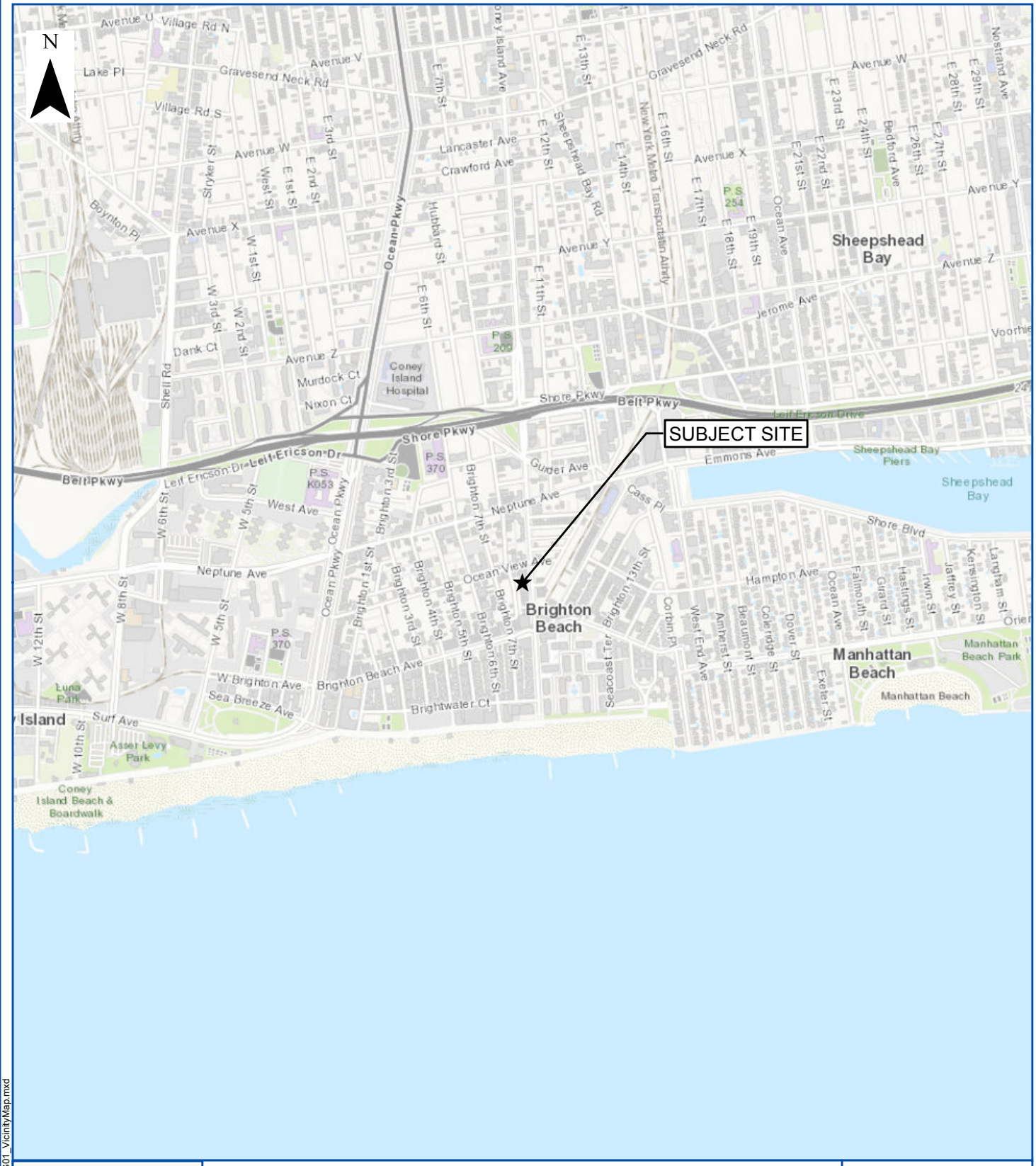

SITE LOCATION

3140 CONEY ISLAND AVE
BROOKLYN, NY

0 ¼ ½ ¾ 1 Miles

PWGC
Strategic Environmental and Engineering Solutions
P.W. GROSSER CONSULTING, INC.
630 Johnson Avenue, • Suite 7
Bohemia • NY • 11716-2618
Phone: (631) 589-6353 • Fax: (631) 589-8705
E-mail: INFO@PWGROSSER.COM

Project:	CIR1901
Date:	3/28/2019
Designed by:	JLL
Drawn by:	TS
Approved by:	JLL
Figure No:	1

Document Path: W:\Projects\A-D\CIR1901\FIG01_VicinityMap.mxd

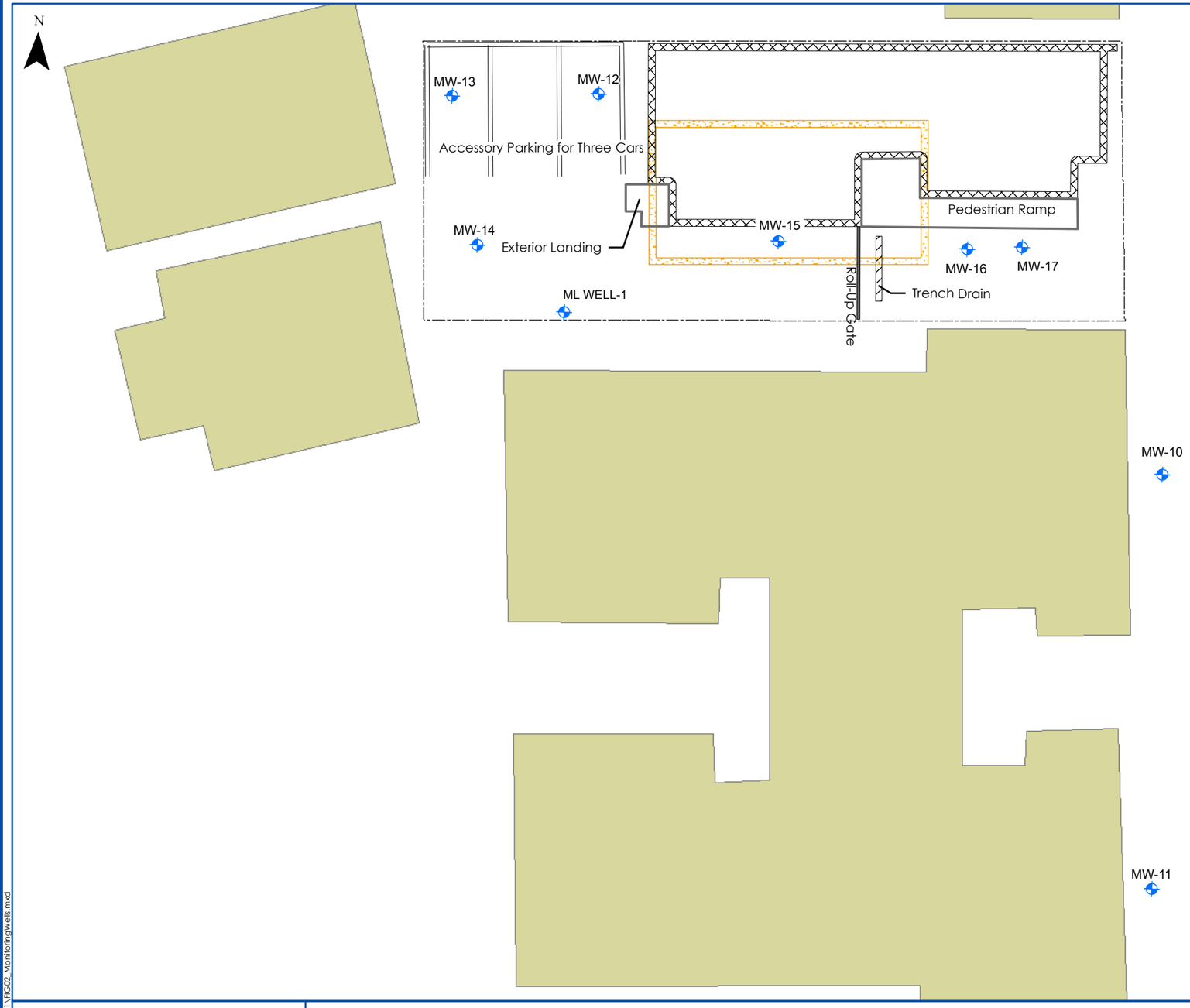

MONITORING WELL NETWORK
TOTAL CHLORINATED SOLVENT CONCENTRATIONS (2016 -2017)

3140 CONEY ISLAND AVENUE
BROOKLYN, NEW YORK

PWGC
CLIENT DRIVEN SOLUTIONS
P.W. Grosser Consulting Engineer & Hydrogeologist, PC
630 Johnson Ave., Suite 7
Bohemia, NY 11716
Ph: 631-589-6353 • Fax: 631-589-8705
pwgc.info@pwgrosser.com

UNAUTHORIZED ALTERATION OR ADDITION TO THIS DRAWING AND RELATED DOCUMENTS IS A VIOLATION OF SEC. 7209 OF THE N.Y.S. EDUCATION LAW

DRAWING PREPARED FOR:

3140 CONEY ISLAND REALTY, LLC
3061 BRIGHTON 6TH STREET
BROOKLYN, NEW YORK 11235
&
NEW YORK STATE
DEPT. OF ENVIRONMENTAL CONSERVATION
REGION 2
47-40 21ST STREET
LONG ISLAND CITY, NEW YORK 11101-5407

REVISION	DATE	INITIAL	COMMENTS

DRAWING INFORMATION:

Project:	CIR1801	Designed by:	JL
Date:	3/28/2019	Drawn by:	UC
Scale:	AS SHOWN	Approved by:	JLL

FIGURE NO: 2

SHEET:

Document Path: W:\Projects\VA-D\CIR\1901\FIG02_MonitoringWells.mxd

N

Location	MW-13							
Sampling Date	9/20/2017	12/13/2017	3/14/2018	9/10/2018	3/6/2019	9/16/2019	5/11/2020	1/14/2021
DCE	2.7 J	8.2	9.1	13	2.9	6.6	3.1	8.5
PCE	1.4	0.87	17	11	3.5	6.8	3.4	0.1
TCE	ND	ND	ND	3.3	1.6	3.7	2.6	3.2
VC	0.64	2.2 J	25	2.4 J	0.97 J	0.91 J	0.87 J	1.7

Location	MW-14							
Sampling Date	9/20/2017	12/13/2017	3/14/2018	9/11/2018	3/6/2019	9/16/2019	5/11/2020	1/14/2021
DCE	210	120	250	470	540	410	240	120
PCE	28	36	84	33 J	31	4.4	20	8.1
TCE	6	10	21	13	11	4.5	9.9	3.7
VC	200	67 J	99	140 J	110	410	100	33

Location	ML-Well1 (15-20')							
Sampling Date	9/20/2017	12/13/2017	3/14/2018	9/10/2018	3/6/2019	9/16/2019	5/11/2020	1/14/2021
DCE	1.9 J	10	280	45	130	60	91	58
PCE	ND	ND	ND	0.62	3.5	0.76	0.48 J	0.21 J
TCE	ND	ND	ND	0.5	2.9	0.28	0.63	0.51
VC	7.9	30 J	100	50	39	31	42	34

Location	ML-Well1 (35-40')							
Sampling Date	9/20/2017	12/13/2017	3/14/2018	9/10/2018	3/6/2019	9/16/2019	5/11/2020	1/14/2021
DCE	ND	ND	ND	2.1 J	2.6	ND	ND	1.1 J
PCE	ND	ND	ND	0.77	0.29 J	ND	ND	0.18 U
VC	ND	ND	ND	ND	0.81 J	ND	ND	0.13 J

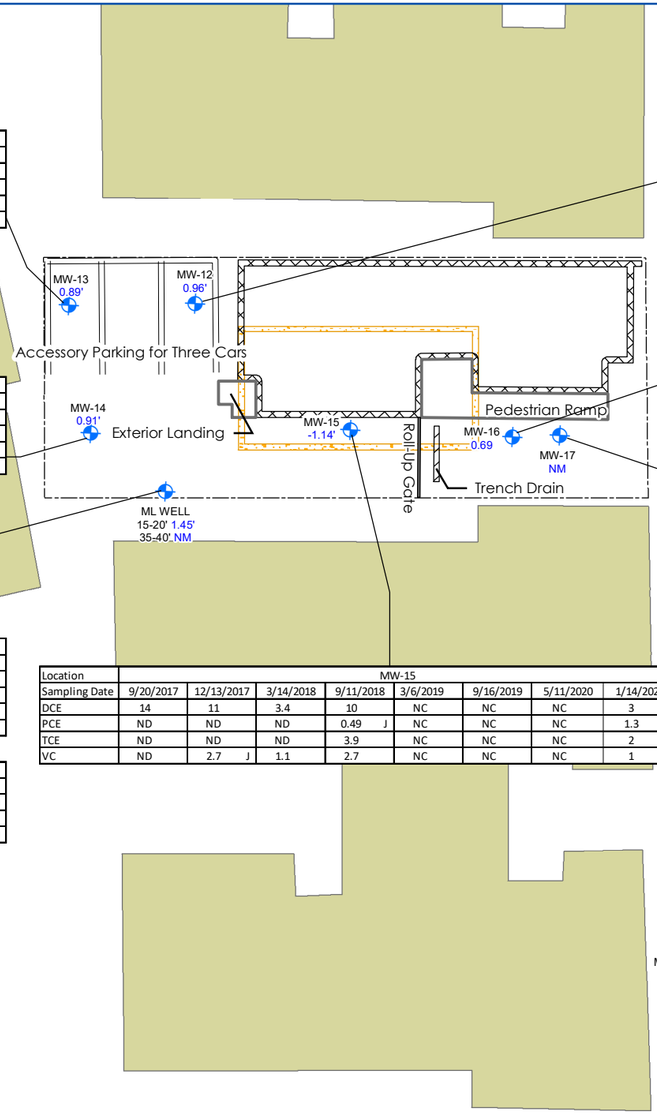

Location	MW-15							
Sampling Date	9/20/2017	12/13/2017	3/14/2018	9/11/2018	3/6/2019	9/16/2019	5/11/2020	1/14/2021
DCE	14	11	3.4	10	NC	NC	NC	3
PCE	ND	ND	ND	0.49 J	NC	NC	NC	1.3
TCE	ND	ND	ND	3.9	NC	NC	NC	2
VC	ND	2.7 J	1.1	2.7	NC	NC	NC	1

Location	MW-12							
Sampling Date	9/20/2017	12/13/2017	3/14/2018	9/10/2018	3/6/2019	9/16/2019	5/11/2020	1/14/2021
DCE	1.7 J	1.6 J	7.3	1.4 J	0.78 J	3.5	0.85 J	1.4 J
PCE	3.6	2.2	19	4.9	1.8	10	2.2	4.9
TCE	ND	ND	ND	0.82	0.58	1.1	0.34 J	0.57
VC	ND	ND	ND	0.44 J	0.16 J	0.11 J	ND	0.07 U

Location	MW-16					
Sampling Date	9/20/2017	3/14/2018	3/6/2019	9/16/2019	5/11/2020	1/14/2021
VC	ND	0.82 J	NC	NC	NC	NC

Location	MW-17							
Sampling Date	9/20/2017	12/13/2017	3/14/2018	9/11/2018	3/6/2019	9/16/2019	5/11/2020	1/14/2021
DCE	8	ND	1.1 J	1.1 J	NC	2.1 J	ND	4.5
PCE	12	11	1.3	1.6	NC	2.6	1.9	0.95
TCE	4	11	1.5	1.3	NC	1.8	0.72	0.47 J
VC	ND	ND	ND	ND	NC	ND	ND	1.4

Location	MW-10			
Sampling Date	3/6/2019	9/16/2019	5/11/2020	1/14/2021
PCE	2.5	ND	2.7	0.46 J
TCE	0.64	ND	0.44 J	0.18 U

Location	MW-11			
Sampling Date	3/6/2019	9/16/2019	5/11/2020	1/14/2021
TCE	0.28 J	ND	NC	NC

NOTES:
0.73' Groundwater elevation (in feet) based upon arbitrary datum.
Concentrations (in µg/L)
NC - Not collected
ND - Non detect
J - Estimated
DCE - cis-1,2-Dichloroethene
PCE - Tetrachloroethene
TCE - Trichloroethene
VC - Vinyl Chloride

Analytes displayed are in exceedece of their applicable NYSDEC Ambient Water Quality Class GA Standard.

Existing Monitoring Well

First Floor Exterior Wall
Cellar Footprint
Property Boundary
Adjacent Buildings

MONITORING WELL NETWORK - January 14, 2021

3140 CONEY ISLAND AVENUE
BROOKLYN, NEW YORK

0 30 60 90 120 Feet

PWGC
CLIENT DRIVEN SOLUTIONS
P.W. Grosser Consulting, Inc.
630 Johnson Ave., Suite 7
Bohemia, NY 11716
Ph: 631-589-6353 • Fax: 631-589-8705
pwgc.info@pwgrosser.com

UNAUTHORIZED ALTERATION OR ADDITION TO THIS DRAWING AND RELATED DOCUMENTS IS A VIOLATION OF SEC. 7209 OF THE N.Y.S. EDUCATION LAW

DRAWING PREPARED FOR:

3140 CONEY ISLAND REALTY, LLC
3061 BRIGHTON 6TH STREET
BROOKLYN, NEW YORK 11235
&
NEW YORK STATE
DEPT. OF ENVIRONMENTAL CONSERVATION
REGION 2
47-40 21ST STREET
LONG ISLAND CITY, NEW YORK 11101-5407

REVISION	DATE	INITIAL	COMMENTS

DRAWING INFORMATION:

Project:	CIR2101	Designed by:	JLL
Date:	4/23/2021	Drawn by:	UC
Scale:	AS SHOWN	Approved by:	JLL

FIGURE NO:

3

Document Path: W:\Projects\A-D\CIR\2101\Map Files\FIG03_MonitoringWellData_Jan2021.mxd

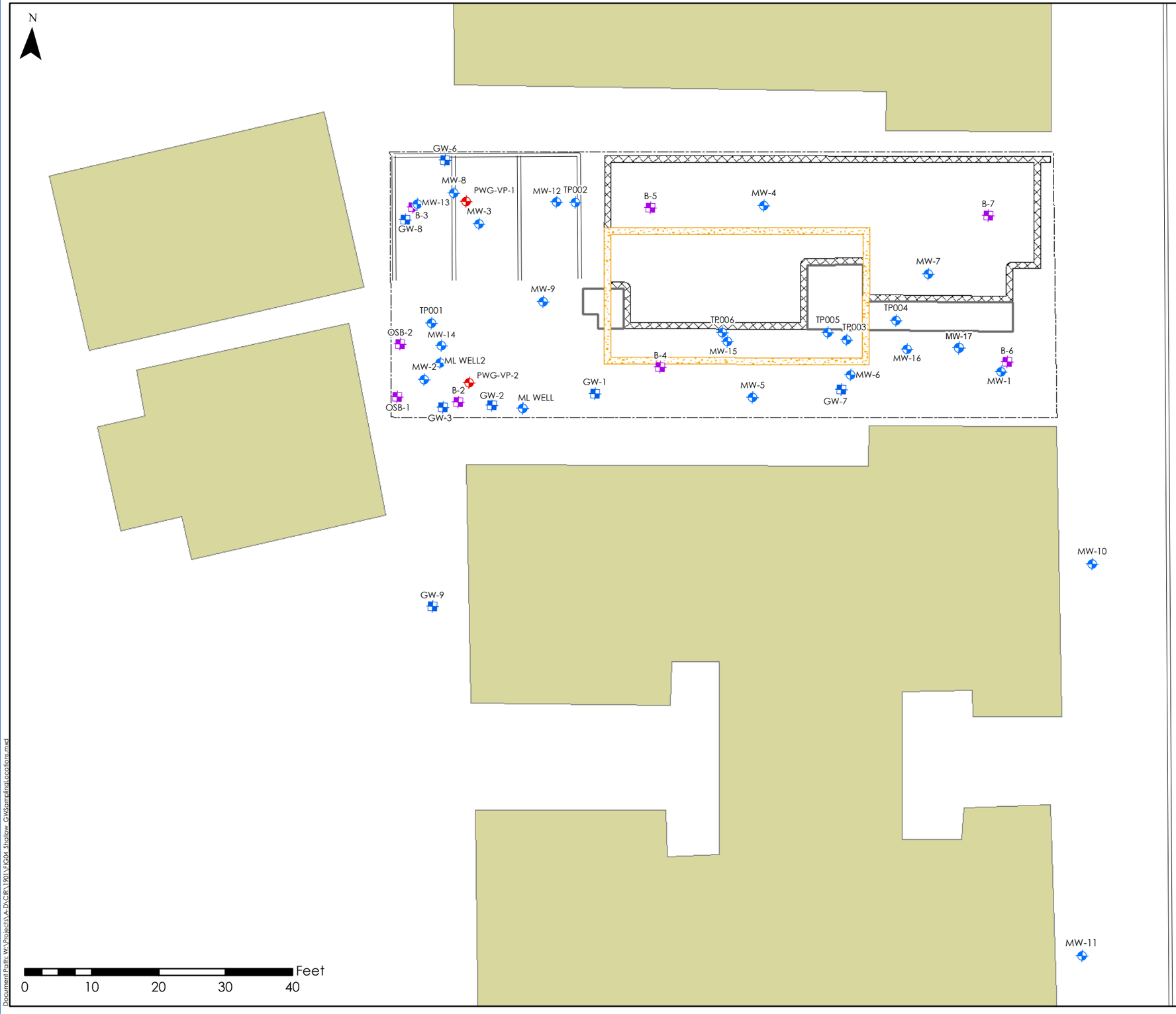

CONEY ISLAND AVENUE

- Existing Monitoring Well
- Vertical Profile
- Groundwater
- Soil and Groundwater
- Curbline
- CellarFootprint
- First Floor Exterior Wall
- Exterior landing
- Pedestrian ramp
- Adjacent Buildings
- Property Boundary

PWGC
CLIENT DRIVEN SOLUTIONS
P.W. Grosser Consulting Engineer & Hydrogeologist, PC
630 Johnson Ave., Suite 7
Bohemia, NY 11716
Ph: 631-589-6353 • Fax: 631-589-8705
pwgc.info@pwgrosser.com

SHALLOW GROUNDWATER SAMPLE LOCATIONS

3140 CONEY ISLAND AVENUE
BROOKLYN, NEW YORK

UNAUTHORIZED ALTERATION OR ADDITION TO THIS DRAWING AND RELATED DOCUMENTS IS A VIOLATION OF SEC. 7209 OF THE N.Y.S. EDUCATION LAW

DRAWING PREPARED FOR:

3140 CONEY ISLAND REALTY, LLC
172 JAFFREY STREET
BROOKLYN, NEW YORK 11235
&
NEW YORK STATE
DEPT. OF ENVIRONMENTAL CONSERVATION
REGION 2
47-40 21ST STREET
LONG ISLAND CITY, NEW YORK 11101-5407

REVISION	DATE	INITIAL	COMMENTS

DRAWING INFORMATION:

Project:	CIR1201	Designed by:	JLL
Date:	3/27/2019	Drawn by:	WY
Scale:	AS SHOWN	Approved by:	JLL

FIGURE NO:

4

SHEET:

Document Path: W:\Projects\A-D\CIR\1901\FIG04_Shallow_GWSamplingLocations.mxd

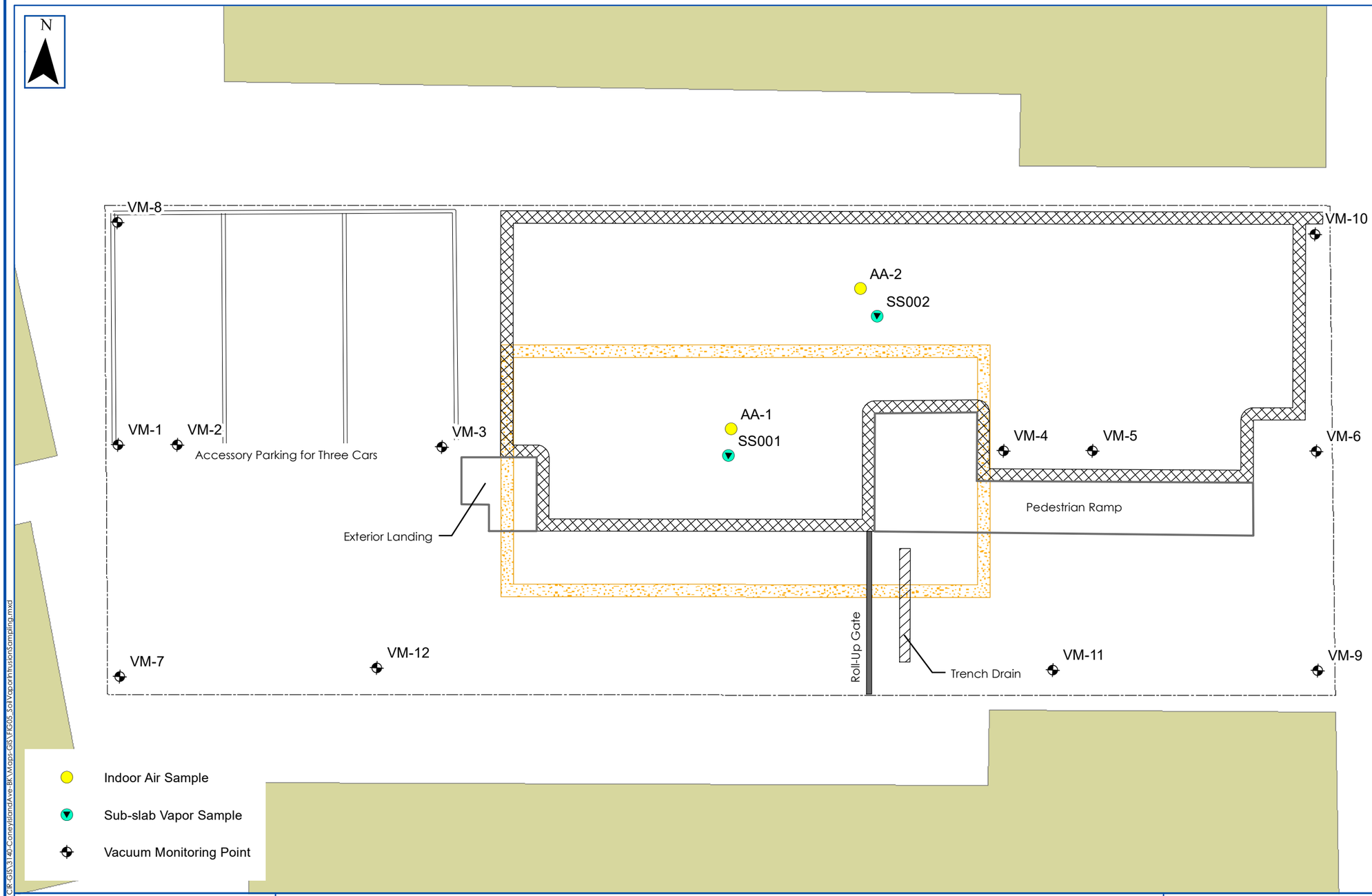

Soil Vapor Intrusion Sampling Points

3140 CONEY ISLAND AVENUE
BROOKLYN, NEW YORK

0 10 20 30 40 Feet

PWGC
CLIENT DRIVEN SOLUTIONS
P.W. Grosser Consulting Engineer & Hydrogeologist, PC
630 Johnson Ave., Suite 7
Bohemia, NY 11716
Ph: 631-589-6353 • Fax: 631-589-8705
pwgc.info@pwgrosser.com

UNAUTHORIZED ALTERATION OR ADDITION TO THIS DRAWING AND RELATED DOCUMENTS IS A VIOLATION OF SEC. 7209 OF THE N.Y.S. EDUCATION LAW

DRAWING PREPARED FOR:

3140 CONEY ISLAND REALTY, LLC
3061 BRIGHTON 6TH STREET
BROOKLYN, NEW YORK 11235
&
NEW YORK STATE
DEPT. OF ENVIRONMENTAL CONSERVATION
REGION 2
47-40 21ST STREET
LONG ISLAND CITY, NEW YORK 11101-5407

REVISION	DATE	INITIAL	COMMENTS

DRAWING INFORMATION:

Project:	CIR1201	Designed by:	JLL
Date:	2/19/2021	Drawn by:	TJS
Scale:	AS SHOWN	Approved by:	JLL

FIGURE NO: 5

SHEET:

Document Path: G:\Shared drives\Projects\CIR-GIS\3140-ConeyIslandAve-BK\Maps\GIS\VIC605_SoilVaporIntrusionSampling.mxd

TABLES

P.W. GROSSER CONSULTING, INC.
P.W. GROSSER CONSULTING ENGINEER & HYDROGEOLOGIST, P.C.
PHONE: 631.589.6353
PWGROSSER.COM
630 JOHNSON AVENUE, STE 7
BOHEMIA, NY 11716
LONG ISLAND • MANHATTAN • SARATOGA SPRINGS • SYRACUSE • SEATTLE • SHELTON

Table 1

Monitoring Well Field Data
3140 Coney Island Avenue, Brooklyn, New York

Well ID	Reference Elevation	Depth to Bottom	Depth to LNAPL	Depth to Water	LNAPL Thickness	Groundwater Elevation
June 1, 2017						
MW-10	9.60	14.61	NP	8.39	0.00	1.21
MW-11	9.73	15.29	NP	8.64	0.00	1.09
MW-12	9.65	13.11	NP	8.49	0.00	1.16
MW-13	9.89	13.51	NP	8.72	0.00	1.17
MW-14	9.85	12.62	NP	8.74	0.00	1.11
MW-15	2.49	4.63	NP	3.54	0.00	-1.05
MW-16	10.25	9.68	Sheen	9.11	0.00	1.14
ML WELL (15-20')	10.52	20.00	NP	8.93	0.00	1.59
ML WELL (35-40')	NM	40.00	NP	NM	0.00	NM
September 20, 2017						
MW-10	9.60	14.53	NP	8.41	0.00	1.19
MW-11	9.73	14.97	NP	8.56	0.00	1.17
MW-12	9.65	12.85	NP	8.44	0.00	1.21
MW-13	9.89	13.42	NP	8.68	0.00	1.21
MW-14	9.85	12.68	NP	8.70	0.00	1.15
MW-15	2.49	4.60	NP	3.32	0.00	-0.83
MW-16	10.25	9.70	8.99	9.01	0.02	1.24
MW-17	NM	12.20	NP	9.10	0.00	NM
ML WELL (15-20')	10.52	NM	NM	NM	NM	NM
ML WELL (35-40')	NM	NM	NM	NM	NM	NM
December 13, 2017						
MW-10	9.60	14.61	NP	9.22	0.00	0.38
MW-11	9.73	15.29	NP	9.22	0.00	0.51
MW-12	9.65	13.11	NP	9.16	0.00	0.49
MW-13	9.89	13.51	NP	9.30	0.00	0.59
MW-14	9.85	12.62	NP	9.22	0.00	0.63
MW-15	2.49	4.63	NP	4.63	0.00	-2.14
MW-16	10.25	NM	NM	NM	NM	NM
MW-17	NM	11.70	NP	9.89	0.00	NM
ML WELL (15-20')	10.52	19.41	NP	9.52	0.00	1.00
ML WELL (35-40')	NM	NM	NM	NM	NM	NM
March 14, 2018						
MW-10	9.60	14.61	NP	8.64	0.00	0.96
MW-11	9.73	15.29	NP	8.60	0.00	1.13
MW-12	9.65	13.11	NP	8.52	0.00	1.13
MW-13	9.89	13.51	NP	8.70	0.00	1.19
MW-14	9.85	12.62	NP	8.66	0.00	1.19
MW-15	2.49	4.63	NP	3.40	0.00	-0.91
MW-16	10.25	9.45	NM	9.00	0.00	1.25
MW-17	NM	11.70	NP	9.20	0.00	NM
ML WELL (15-20')	10.52	19.41	NP	8.73	0.00	1.79
ML WELL (35-40')	NM	NM	NM	NM	NM	NM
September 5, 2018						
MW-10	9.60	13.92	NP	8.88	0.00	0.72
MW-11	9.73	14.73	NP	9.00	0.00	0.73
MW-12	9.65	12.50	NP	8.94	0.00	0.71
MW-13	9.89	13.23	NP	9.10	0.00	0.79
MW-14	9.85	12.60	NP	9.12	0.00	0.73
MW-15	2.49	4.60	NP	3.95	0.00	-1.46
MW-16	10.25	NM	NM	NM	NM	NM
MW-17	NM	11.48	NP	9.59	0.00	NM
ML WELL (15-20')	10.52	19.41	NP	9.32	0.00	1.20
ML WELL (35-40')	NM	NM	NM	NM	NM	NM

Table 1

Monitoring Well Field Data
3140 Coney Island Avenue, Brooklyn, New York

March 6, 2019						
MW-10	9.60	13.29	NP	8.38	0.00	1.22
MW-11	9.73	14.73	NP	8.39	0.00	1.34
MW-12	9.65	12.50	NP	8.80	0.00	0.85
MW-13	9.89	13.23	NP	9.03	0.00	0.86
MW-14	9.85	12.60	NP	9.02	0.00	0.83
MW-15	2.49	4.60	NP	3.47	0.00	-0.98
MW-16	10.25	9.56	NP	9.56	NM	0.69
MW-17	NM	11.53	NP	9.55	0.00	NM
ML WELL (15-20')	10.52	19.41	NP	9.13	0.00	1.39
ML WELL (35-40')	NM	NM	NM	NM	NM	NM
September 19, 2019						
MW-10	9.60	13.29	NP	8.56	0.00	1.04
MW-11	9.73	14.73	NP	8.74	0.00	0.99
MW-12	9.65	12.50	NP	8.71	0.00	0.94
MW-13	9.89	13.23	NP	8.99	0.00	0.90
MW-14	9.85	12.60	NP	8.93	0.00	0.92
MW-15	2.49	4.60	NP	3.88	0.00	-1.39
MW-16	10.25	9.56	NP	9.56	NM	0.69
MW-17	NM	11.53	NP	9.40	0.00	NM
ML WELL (15-20')	10.52	19.41	NP	8.95	0.00	1.57
ML WELL (35-40')	NM	NM	NM	NM	NM	NM
May 11, 2020						
MW-10	9.60	13.29	NP	8.58	0.00	1.02
MW-11	9.73	14.73	NP	NM	0.00	NM
MW-12	9.65	12.50	NP	8.99	0.00	0.66
MW-13	9.89	13.23	NP	9.12	0.00	0.77
MW-14	9.85	12.60	NP	9.20	0.00	0.65
MW-15	2.49	4.60	NP	3.89	0.00	-1.40
MW-16	10.25	9.56	NP	9.56	NM	0.69
MW-17	NM	11.40	NP	9.75	0.00	NM
ML WELL (15-20')	10.52	19.41	NP	9.29	0.00	1.23
ML WELL (35-40')	NM	NM	NM	NM	NM	NM
January 14, 2021						
MW-10	9.60	13.29	NP	8.60	0.00	1.00
MW-11	9.73	14.73	NP	NM	0.00	NM
MW-12	9.65	12.50	NP	8.69	0.00	0.96
MW-13	9.89	13.23	NP	9.00	0.00	0.89
MW-14	9.85	12.60	NP	8.94	0.00	0.91
MW-15	2.49	4.60	NP	3.63	0.00	-1.14
MW-16	10.25	9.56	NP	9.56	NM	0.69
MW-17	NM	11.40	NP	9.45	0.00	NM
ML WELL (15-20')	10.52	19.41	NP	9.07	0.00	1.45
ML WELL (35-40')	NM	NM	NM	9.83	NM	NM

Notes:
All measurements in feet
LNAPL - Light non-aqueous phase liquid
Reference elevation is based upon an arbitrary datum
NM - Not Measured
NP - No LNAPL
INC - Inconclusive
Each well is installed near the street surface except MW-15 which is installed in the basement.

Table 2

January 2021
Monitoring Well Analytical Results
3140 Coney Island Avenue, Brooklyn, New York

Client Sample ID:	NYSDEC [1]	MW-10	MW-11	MW-12	MW-13	MW-14	MW-15	MW-16	MW-17	MLWell1 (15-20')	MLWell1 (35-40')	DUPE
Laboratory ID:	Ambient Water Quality	L2102213-01	NA	L2102213-02	L2102213-03	L2102213-04	L2102213-05	NA	L2102213-06	L2102213-07	L2102213-08	L2102213-09
Sampling Date:	Standards	1/14/2021	NA	1/14/2021	1/14/2021	1/14/2021	1/14/2021	NA	1/14/2021	1/14/2021	1/14/2021	1/14/2021
Volatile Organic Compounds in µg/L												
1,1,1,2-Tetrachloroethane	5	0.7 U	NA	0.7 U	0.7 U	0.7 U	0.7 U	NA	0.7 U	0.7 U	0.7 U	0.7 U
1,1,1-Trichloroethane	5	0.7 U	NA	0.7 U	0.7 U	0.7 U	0.7 U	NA	0.7 U	0.7 U	0.7 U	0.7 U
1,1,2,2-Tetrachloroethane	5	0.17 U	NA	0.17 U	0.17 U	0.17 U	0.17 U	NA	0.17 U	0.17 U	0.17 U	0.17 U
1,1,2-Trichloroethane	1	0.5 U	NA	0.5 U	0.5 U	0.5 U	0.5 U	NA	0.5 U	0.5 U	0.5 U	0.5 U
1,1-Dichloroethane	5	0.7 U	NA	0.7 U	0.7 U	0.7 U	0.7 U	NA	0.7 U	0.7 U	0.7 U	0.7 U
1,1-Dichloroethene	5	0.17 U	NA	0.17 U	0.17 U	0.17 U	0.17 U	NA	0.17 U	0.17 J	0.17 U	0.17 U
1,1-Dichloropropene	5	0.7 U	NA	0.7 U	0.7 U	0.7 U	0.7 U	NA	0.7 U	0.7 U	0.7 U	0.7 U
1,2,3-Trichlorobenzene	5	0.7 U	NA	0.7 U	0.7 U	0.7 U	0.7 U	NA	0.7 U	0.7 U	0.7 U	0.7 U
1,2,3-Trichloropropane	0.04	0.7 U	NA	0.7 U	0.7 U	0.7 U	0.7 U	NA	0.7 U	0.7 U	0.7 U	0.7 U
1,2,4,5-Tetramethylbenzene	5	0.54 U	NA	0.54 U	7.5	0.54 U	0.54 U	NA	2.4	2.5	0.54 U	0.54 U
1,2,4-Trichlorobenzene	5	0.7 U	NA	0.7 U	0.7 U	0.7 U	0.7 U	NA	0.7 U	0.7 U	0.7 U	0.7 U
1,2,4-Trimethylbenzene	5	0.7 U	NA	0.7 U	0.7 U	0.7 U	0.7 U	NA	0.7 U	0.7 U	0.7 U	0.7 U
1,2-Dibromo-3-chloropropane	0.04	0.7 U	NA	0.7 U	0.7 U	0.7 U	0.7 U	NA	0.7 U	0.7 U	0.7 U	0.7 U
1,2-Dibromoethane	0.0006	0.65 U	NA	0.65 U	0.65 U	0.65 U	0.65 U	NA	0.65 U	0.65 U	0.65 U	0.65 U
1,2-Dichlorobenzene	3	0.7 U	NA	0.7 U	0.7 U	0.7 U	0.7 U	NA	0.7 U	0.7 U	0.7 U	0.7 U
1,2-Dichloroethane	0.6	0.13 U	NA	0.13 U	0.13 U	0.13 U	0.13 U	NA	0.13 U	0.13 U	0.13 U	0.13 U
1,2-Dichloropropane	1	0.14 U	NA	0.14 U	0.14 U	0.14 U	0.14 U	NA	0.14 U	0.14 U	0.14 U	0.14 U
1,3,5-Trimethylbenzene	5	0.7 U	NA	0.7 U	0.7 U	0.7 U	0.7 U	NA	0.7 U	0.7 U	0.7 U	0.7 U
1,3-Dichlorobenzene	3	0.7 U	NA	0.7 U	0.7 U	0.7 U	0.7 U	NA	0.7 U	0.7 U	0.7 U	0.7 U
1,3-Dichloropropane	5	0.7 U	NA	0.7 U	0.7 U	0.7 U	0.7 U	NA	0.7 U	0.7 U	0.7 U	0.7 U
1,4-Dichlorobenzene	3	0.7 U	NA	0.7 U	0.7 U	0.7 U	0.7 U	NA	0.7 U	0.7 U	0.7 U	0.7 U
1,4-Dioxane	NS	61 UJ	NA	61 UJ	61 UJ	61 UJ	61 UJ	NA	61 UJ	61 UJ	61 UJ	61 UJ
2,2-Dichloropropane	5	0.7 U	NA	0.7 U	0.7 U	0.7 U	0.7 U	NA	0.7 U	0.7 U	0.7 U	0.7 U
2-Butanone	50	1.9 U	NA	1.9 U	1.9 U	1.9 U	1.9 U	NA	1.9 U	1.9 U	1.9 U	1.9 U
2-Hexanone	50	1 U	NA	1 U	1 U	1 U	1 U	NA	1 U	1 U	1 U	1 U
4-Methyl-2-pentanone	NS	1 U	NA	1 U	1 U	1 U	1 U	NA	1 U	1 U	1 U	1 U
Acetone	50	7.5	NA	1.5 U	1.5 U	1.5 U	1.5 U	NA	1.5 U	1.5 U	1.5 U	1.5 U
Acrylonitrile	5	1.5 U	NA	1.5 U	1.5 U	1.5 U	1.5 U	NA	1.5 U	1.5 U	1.5 U	1.5 U
Benzene	1	0.16 U	NA	0.16 U	1	0.16 U	0.16 U	NA	0.16 U	0.16 U	0.16 U	0.16 U
Bromobenzene	5	0.7 U	NA	0.7 U	0.7 U	0.7 U	0.7 U	NA	0.7 U	0.7 U	0.7 U	0.7 U
Bromochloromethane	5	0.7 U	NA	0.7 U	0.7 U	0.7 U	0.7 U	NA	0.7 U	0.7 U	0.7 U	0.7 U
Bromodichloromethane	50	0.19 U	NA	0.19 U	0.19 U	0.19 U	0.19 U	NA	0.19 U	0.19 U	0.19 U	0.19 U
Bromoform	50	0.65 U	NA	0.65 U	0.65 U	0.65 U	0.65 U	NA	0.65 U	0.65 U	0.65 U	0.65 U
Bromomethane	5	0.7 UJ	NA	0.7 UJ	0.7 UJ	0.7 UJ	0.7 UJ	NA	0.7 UJ	0.7 UJ	0.7 UJ	0.7 UJ
Carbon disulfide	60	1 U	NA	1 U	1 U	1 U	1 U	NA	1 U	1 U	1 U	1 U
Carbon tetrachloride	5	0.13 U	NA	0.13 U	0.13 U	0.13 U	0.13 U	NA	0.13 U	0.13 U	0.13 U	0.13 U
Chlorobenzene	5	0.7 U	NA	0.7 U	0.7 U	0.7 U	0.7 U	NA	0.7 U	0.7 U	0.7 U	0.7 U
Chloroethane	5	0.7 UJ	NA	0.7 UJ	0.7 UJ	0.7 UJ	0.7 UJ	NA	0.7 UJ	0.7 UJ	0.7 UJ	0.7 UJ
Chloroform	7	0.7 U	NA	0.7 U	0.7 U	0.7 U	0.7 U	NA	0.7 U	0.7 U	0.7 U	0.7 U
Chloromethane	NS	0.7 U	NA	0.7 U	0.7 U	0.7 U	0.7 U	NA	0.7 U	0.7 U	0.7 U	0.7 U
cis-1,2-Dichloroethene	5	0.7 U	NA	1.4 J	8.5	120	3	NA	4.5	58	1.1 J	120
cis-1,3-Dichloropropene	0.4	0.14 U	NA	0.14 U	0.14 U	0.14 U	0.14 U	NA	0.14 U	0.14 U	0.14 U	0.14 U
Dibromochloromethane	50	0.15 U	NA	0.15 U	0.15 U	0.15 U	0.15 U	NA	0.15 U	0.15 U	0.15 U	0.15 U
Dibromomethane	5	1 U	NA	1 U	1 U	1 U	1 U	NA	1 U	1 U	1 U	1 U
Dichlorodifluoromethane	5	1 UJ	NA	1 UJ	1 UJ	1 UJ	1 UJ	NA	1 UJ	1 UJ	1 UJ	1 UJ
Ethyl ether	NS	0.7 U	NA	0.7 U	0.7 U	0.7 U	0.7 U	NA	0.7 U	0.7 U	0.7 U	0.7 U
Ethylbenzene	5	0.7 U	NA	0.7 U	0.7 U	0.7 U	0.7 U	NA	0.7 U	0.7 U	0.7 U	0.7 U
Hexachlorobutadiene	0.5	0.7 U	NA	0.7 U	0.7 U	0.7 U	0.7 U	NA	0.7 U	0.7 U	0.7 U	0.7 U
Isopropylbenzene	5	0.7 U	NA	0.7 U	1.4 J	0.7 U	0.7 U	NA	0.7 U	0.7 U	0.7 U	0.7 U
Methyl tert butyl ether	10	0.7 U	NA	0.7 U	0.7 U	0.7 U	0.7 U	NA	0.7 U	0.7 U	0.7 U	0.7 U
Methylene chloride	5	0.7 U	NA	0.7 U	0.7 U	0.7 U	0.7 U	NA	0.7 U	0.7 U	0.7 U	0.7 U
n-Butylbenzene	5	0.7 U	NA	0.7 U	0.8 J	0.7 U	0.7 U	NA	0.7 U	0.7 U	0.7 U	0.7 U
n-Propylbenzene	5	0.7 U	NA	0.7 U	0.7 U	0.7 U	0.7 U	NA	0.7 U	0.7 U	0.7 U	0.7 U
Naphthalene	10	0.7 U	NA	0.7 U	0.7 U	0.7 U	0.7 U	NA	0.71 J	0.7 U	0.7 U	0.7 U
o-Chlorotoluene	5	0.7 U	NA	0.7 U	0.7 U	0.7 U	0.7 U	NA	0.7 U	0.7 U	0.7 U	0.7 U
o-Xylene	5	0.7 U	NA	0.7 U	0.7 U	0.7 U	0.7 U	NA	0.7 U	0.7 U	0.7 U	0.7 U
p-Chlorotoluene	5	0.7 U	NA	0.7 U	0.7 U	0.7 U	0.7 U	NA	0.7 U	0.7 U	0.7 U	0.7 U
1,4-Diethylbenzene	NS	0.7 U	NA	0.7 U	0.88 J	0.7 U	0.7 U	NA	0.75 J	1.1 J	0.7 U	0.7 U
4-Ethyltoluene	NS	0.7 U	NA	0.7 U	0.7 U	0.7 U	0.7 U	NA	0.7 U	0.7 U	0.7 U	0.7 U
p-Isopropyltoluene	5	0.7 U	NA	0.7 U	0.7 U	0.7 U	0.7 U	NA	0.7 U	0.7 U	0.7 U	0.7 U
p/m-Xylene	5	0.7 U	NA	0.7 U	0.7 U	0.7 U	0.7 U	NA	0.7 U	0.7 U	0.7 U	0.7 U
sec-Butylbenzene	5	0.7 U	NA	0.7 U	1.9 J	1.5 J	0.7 U	NA	0.7 U	0.7 U	0.7 U	1.6 J
Styrene	5	0.7 U	NA	0.7 U	0.7 U	0.7 U	0.7 U	NA	0.7 U	0.7 U	0.7 U	0.7 U
tert-Butylbenzene	5	0.7 U	NA	0.7 U	0.7 U	0.7 U	0.7 U	NA	0.7 U	0.7 U	0.7 U	0.7 U
Tetrachloroethene	5	0.46 J	NA	4.9	6.1	8.1	1.3	NA	0.95	0.21 J	0.18 U	8.9
Toluene	5	0.7 U	NA	0.7 U	0.7 U	0.7 U	0.7 U	NA	0.7 U	0.7 U	0.7 U	0.7 U
trans-1,2-Dichloroethene	5	0.7 U	NA	0.7 U	0.7 U	0.7 U	0.7 U	NA	0.7 U	1.7 J	0.7 U	0.7 U
trans-1,3-Dichloropropene	0.4	0.16 U	NA	0.16 U	0.16 U	0.16 U	0.16 U	NA	0.16 U	0.16 U	0.16 U	0.16 U
trans-1,4-Dichloro-2-butene	5	0.7 UJ	NA	0.7 UJ	0.7 U	0.7 U	0.7 U	NA	0.7 U	0.7 U	0.7 U	0.7 U
Trichloroethene	5	0.18 U	NA	0.57	3.2	3.7	2	NA	0.47 J	0.51	0.18 U	3.8
Trichlorofluoromethane	5	0.7 U	NA	0.7 U	0.7 U	0.7 U	0.7 U	NA	0.7 U	0.7 U	0.7 U	0.7 U
Vinyl acetate	NS	1 U	NA	1 U	1 U	1 UJ	1 UJ	NA	1 UJ	1 UJ	1 UJ	1 UJ
Vinyl chloride	2	0.19 J	NA	0.07 U	1.7	33	1	NA	1.4	34	0.13 J	34
Total VOCs:		8.15	NC	6.87	32.98	166	7.3	NC	11.18	98.19	1.23	168.3
Total Chlorinated VOCs: [2]		0.65	NC	6.87	19.5	165	7	NC	7.32	92.72	1.23	166.7

Notes:
(1) NYSDEC Ambient Water Quality Standards and Guidance Values 6/1998
NS - No Standard
NA - Not Available
DUPE is a blind duplicate of sample MW-14
J - Data indicates the presence of a compound that meets the identification criteria. The result is less than the quantitation limit but greater than MDL.
U - The analyte was analyzed for, but was not detected above the reported sample quantification limit. The assocaited numerical value is the sample quantitation limit.
E - Concentration of analyte exceeds the range of the calibration curve and/or linear range of the instrument
Highlighted values indicate exceedance of the NYSDEC AWQS

Table 3

Historic Groundwater Sampling Results
3140 Coney Island Avenue, Brooklyn, New York

Client Sample ID:		B-2		B-3		B-4		B-5		B-6		B-7		GW-1				GW-2				GW-3				GW-4				GW-5				GW-6			
Depth:	NYSDEC [1]	9-13'		9-13'		9-13'		9-13'		9-13'		9-13'		10-14'	21-25'	33-37'	48-52'	10-14'	21-25'	33-37'	48-52'	10-14'	21-25'	33-37'	48-52'	10-14'	21-25'	33-37'	48-52'	10-14'	21-25'	33-37'	48-52'	10-14'	21-25'	33-37'	48-52'
Sampling Date:	Ambient Water Quality Standards	9/28/2007		9/28/2007		9/28/2007		9/28/2007		9/28/2007		9/28/2007		1/13/2010	1/13/2010	1/13/2010	1/13/2010	1/13/2010	1/13/2010	1/13/2010	1/13/2010	1/13/2010	1/13/2010	1/13/2010	1/13/2010	1/14/2010	1/14/2010	1/14/2010	1/14/2010	1/14/2010	1/14/2010	1/14/2010	1/14/2010	1/14/2010	1/14/2010	1/14/2010	1/14/2010
Laboratory ID:		-		-		-		-		-		-		-	-	-	-	-	-	-	-	-	-	-	-	-	-	-	-	-	-	-	-	-	-	-	-
Volatile Organic Compounds in µg/L																																					
1,1,1,2-Tetrachloroethane	5	5	U	5	U	5	U	25	U	5	U	5	U	NC	NC	NC	NC	NC	NC	NC	NC	NC	NC	NC	NC	NC	NC	NC	NC	NC	NC	NC	NC	NC	NC	NC	NC
1,1,1-Trichloroethane	5	5	U	5	U	5	U	25	U	5	U	5	U	NC	NC	NC	NC	NC	NC	NC	NC	NC	NC	NC	NC	NC	NC	NC	NC	NC	NC	NC	NC	NC	NC	NC	NC
1,1,2,2-Tetrachloroethane	5	5	U	5	U	5	U	25	U	5	U	5	U	NC	NC	NC	NC	NC	NC	NC	NC	NC	NC	NC	NC	NC	NC	NC	NC	NC	NC	NC	NC	NC	NC	NC	NC
1,1,2-Trichloroethane	1	5	U	5	U	5	U	25	U	5	U	5	U	NC	NC	NC	NC	NC	NC	NC	NC	NC	NC	NC	NC	NC	NC	NC	NC	NC	NC	NC	NC	NC	NC	NC	NC
1,1-Dichloroethane	5	5	U	5	U	5	U	25	U	5	U	5	U	NC	NC	NC	NC	NC	NC	NC	NC	NC	NC	NC	NC	NC	NC	NC	NC	NC	NC	NC	NC	NC	NC	NC	NC
1,1-Dichloroethene	5	5	U	5	U	5	U	25	U	5	U	5	U	ND	ND	ND	ND	1.9	ND	ND	ND	1.6	3.8	ND	ND	ND	ND	ND	ND	ND	ND	ND	ND	ND	9.3	ND	ND
1,1-Dichloropropene	5	5	U	5	U	5	U	25	U	5	U	5	U	NC	NC	NC	NC	NC	NC	NC	NC	NC	NC	NC	NC	NC	NC	NC	NC	NC	NC	NC	NC	NC	NC	NC	NC
1,2,3-Trichlorobenzene	5	5	U	5	U	5	U	25	U	5	U	5	U	NC	NC	NC	NC	NC	NC	NC	NC	NC	NC	NC	NC	NC	NC	NC	NC	NC	NC	NC	NC	NC	NC	NC	NC
1,2,3-Trichloropropane	0.04	5	U	5	U	5	U	25	U	5	U	5	U	NC	NC	NC	NC	NC	NC	NC	NC	NC	NC	NC	NC	NC	NC	NC	NC	NC	NC	NC	NC	NC	NC	NC	NC
1,2,4,5-Tetramethylbenzene	NS	NC		NC		NC		NC		NC		NC		700	0.96 J	ND	ND	43	1.2	ND	2.8	7.3	1.6	ND	ND	ND	ND	ND	ND	ND	ND	ND	ND	16	3.8	ND	0.97 J
1,2,4-Trichlorobenzene	5	5	U	5	U	5	U	25	U	5	U	5	U	ND	ND	ND	ND	ND	ND	ND	ND	ND	ND	ND	ND	ND	ND	ND	ND	ND	ND	ND	ND	ND	ND	ND	ND
1,2,4-Trimethylbenzene	5	16		63		36		25	U	5	U	5	U	ND	ND	ND	ND	65	0.54 J	ND	ND	2	ND	ND	0.61 J	ND	ND	ND	ND	ND	ND	ND	ND	10	0.66 J	ND	0.68 J
1,2-Dibromo-3-chloropropane	0.04	5	U	5	U	5	U	25	U	5	U	5	U	NC	NC	NC	NC	NC	NC	NC	NC	NC	NC	NC	NC	NC	NC	NC	NC	NC	NC	NC	NC	NC	NC	NC	NC
1,2-Dibromoethane	0.0006	5	U	5	U	5	U	25	U	5	U	5	U	NC	NC	NC	NC	NC	NC	NC	NC	NC	NC	NC	NC	NC	NC	NC	NC	NC	NC	NC	NC	NC	NC	NC	NC
1,2-Dichlorobenzene	3	5	U	5	U	5	U	25	U	5	U	5	U	NC	NC	NC	NC	NC	NC	NC	NC	NC	NC	NC	NC	NC	NC	NC	NC	NC	NC	NC	NC	NC	NC	NC	NC
1,2-Dichloroethane	0.6	5	U	5	U	5	U	25	U	5	U	5	U	NC	NC	NC	NC	NC	NC	NC	NC	NC	NC	NC	NC	NC	NC	NC	NC	NC	NC	NC	NC	NC	NC	NC	NC
1,2-Dichloropropane	NS	5	U	5	U	5	U	25	U	5	U	5	U	NC	NC	NC	NC	NC	NC	NC	NC	NC	NC	NC	NC	NC	NC	NC	NC	NC	NC	NC	NC	NC	NC	NC	NC
1,3,5-Trimethylbenzene	1	6		21		9		25	U	5	U	5	U	ND	ND	ND	ND	27	ND	ND	ND	0.99 J	ND	ND	ND	ND	ND	ND	ND	ND	ND	ND	ND	5	ND	ND	ND
1,3-Dichlorobenzene	5	5	U	5	U	5	U	25	U	5	U	5	U	NC	NC	NC	NC	NC	NC	NC	NC	NC	NC	NC	NC	NC	NC	NC	NC	NC	NC	NC	NC	NC	NC	NC	NC
1,3-Dichloropropane	3	5	U	5	U	5	U	25	U	5	U	5	U	NC	NC	NC	NC	NC	NC	NC	NC	NC	NC	NC	NC	NC	NC	NC	NC	NC	NC	NC	NC	NC	NC	NC	NC
1,4-Dichlorobenzene	5	5	U	5	U	5	U	25	U	5	U	5	U	NC	NC	NC	NC	NC	NC	NC	NC	NC	NC	NC	NC	NC	NC	NC	NC	NC	NC	NC	NC	NC	NC	NC	NC
1,4-Dioxane	3	NC		NC		NC		NC		NC		NC		NC	NC	NC	NC	NC	NC	NC	NC	NC	NC	NC	NC	NC	NC	NC	NC	NC	NC	NC	NC	NC	NC	NC	NC
2,2-Dichloropropane	NS	5	U	NC	U	5	U	25	U	5	U	5	U	NC	NC	NC	NC	NC	NC	NC	NC	NC	NC	NC	NC	NC	NC	NC	NC	NC	NC	NC	NC	NC	NC	NC	NC
2-Butanone	5	10	U	10	U	10	U	50	U	10	U	10	U	NC	NC	NC	NC	NC	NC	NC	NC	NC	NC	NC	NC	NC	NC	NC	NC	NC	NC	NC	NC	NC	NC	NC	NC
2-Hexanone	50	5	U	5	U	5	U	25	U	5	U	5	U	NC	NC	NC	NC	NC	NC	NC	NC	NC	NC	NC	NC	NC	NC	NC	NC	NC	NC	NC	NC	NC	NC	NC	NC
4-Methyl-2-pentanone	NS	5	U	5	U	5	U	25	U	5	U	5	U	NC	NC	NC	NC	NC	NC	NC	NC	NC	NC	NC	NC	NC	NC	NC	NC	NC	NC	NC	NC	NC	NC	NC	NC
Acetone	50	50	U	50	U	50	U	250	U	50	U	50	U	NC	NC	NC	NC	NC	NC	NC	NC	NC	NC	NC	NC	NC	NC	NC	NC	NC	NC	NC	NC	NC	NC	NC	NC
Acrylonitrile	5	NC		NC		NC		NC		NC		NC		NC	NC	NC	NC	NC	NC	NC	NC	NC	NC	NC	NC	NC	NC	NC	NC	NC	NC	NC	NC	NC	NC	NC	NC
Benzene	1	1.9		6.37		1.03		3.5	U	0.7	U	0.7	U	ND	ND	ND	ND	ND	ND	ND	ND	0.98 J	ND	ND	ND	ND	ND	ND	ND	ND	ND	ND	ND	ND	ND	ND	ND
Bromobenzene	5	5	U	5	U	5	U	25	U	5	U	5	U	NC	NC	NC	NC	NC	NC	NC	NC	NC	NC	NC	NC	NC	NC	NC	NC	NC	NC	NC	NC	NC	NC	NC	NC
Bromochloromethane	5	5	U	5	U	5	U	25	U	5	U	5	U	NC	NC	NC	NC	NC	NC	NC	NC	NC	NC	NC	NC	NC	NC	NC	NC	NC	NC	NC	NC	NC	NC	NC	NC
Bromodichloromethane	50	5	U	5	U	5	U	25	U	5	U	5	U	NC	NC	NC	NC	NC	NC	NC	NC	NC	NC	NC	NC	NC	NC	NC	NC	NC	NC	NC	NC	NC	NC	NC	NC
Bromoform	50	5	U	5	U	5	U	25	U	5	U	5	U	NC	NC	NC	NC	NC	NC	NC	NC	NC	NC	NC	NC	NC	NC	NC	NC	NC	NC	NC	NC	NC	NC	NC	NC
Bromomethane	5	5	U	5	U	5	U	25	U	5	U	5	U	NC	NC	NC	NC	NC	NC	NC	NC	NC	NC	NC	NC	NC	NC	NC	NC	NC	NC	NC	NC	NC	NC	NC	NC
Carbon disulfide	60	5	U	5	U	5	U	25	U	5	U	5	U	NC	NC	NC	NC	NC	NC	NC	NC	NC	NC	NC	NC	NC	NC	NC	NC	NC	NC	NC	NC	NC	NC	NC	NC
Carbon tetrachloride	5	5	U	5	U	5	U	25	U	5	U	5	U	NC	NC	NC	NC	NC	NC	NC	NC	NC	NC	NC	NC	NC	NC	NC	NC	NC	NC	NC	NC	NC	NC	NC	NC
Chlorobenzene	5	5	U	5	U	5	U	25	U	5	U	5	U	NC	NC	NC	NC	NC	NC	NC	NC	NC	NC	NC	NC	NC	NC	NC	NC	NC	NC	NC	NC	NC	NC	NC	NC
Chloroethane	5	5	U	5	U	5	U	25	U	5	U	5	U	NC	NC	NC	NC	NC	NC	NC	NC	NC	NC	NC	NC	NC	NC	NC	NC	NC	NC	NC	NC	NC	NC	NC	NC
Chloroform	7	5	U	5	U	5	U	25	U	5	U	5	U	NC	NC	NC	NC	NC	NC	NC	NC	NC	NC	NC	NC	NC	NC	NC	NC	NC	NC	NC	NC	NC	NC	NC	NC
Chloromethane	NS	5	U	5	U	5	U	25	U	5	U	5	U	NC	NC	NC	NC	NC	NC	NC	NC	NC	NC	NC	NC	NC	NC	NC	NC	NC	NC	NC	NC	NC	NC	NC	NC
cis-1,2-Dichloroethene	5	12,800		670		114		568		33		17		ND	ND	ND	ND	470	1.3	0.68 J	ND	940	1,200	2.8	4.2	ND	ND	ND	1.6	ND	ND	ND	ND	5.1	260	2.4	ND
cis-1,3-Dichloropropene	0.4	5	U	5	U	5	U	25	U	5	U	5	U	NC	NC	NC	NC	NC	NC	NC	NC	NC	NC	NC	NC	NC	NC	NC	NC	NC	NC	NC	NC	NC	NC	NC	NC
Dibromochloromethane	50	5	U	5	U	5	U	25	U	5	U	5	U	NC	NC	NC	NC	NC	NC	NC	NC	NC	NC	NC	NC	NC	NC	NC	NC	NC	NC	NC	NC	NC	NC	NC	NC
Dibromomethane	5	5	U	5	U	5	U	25	U	5	U	5	U	NC	NC	NC	NC	NC	NC	NC	NC	NC	NC	NC	NC	NC	NC	NC	NC	NC	NC	NC	NC	NC	NC	NC	NC
Dichlorodifluoromethane	5	5	U	5	U	5	U	25	U	5	U	5	U	NC	NC	NC	NC	NC	NC	NC	NC	NC	NC	NC	NC	NC	NC	NC	NC	NC	NC	NC	NC	NC	NC	NC	NC
Ethyl ether	NS	NC		NC		NC		NC		NC		NC		NC	NC	NC	NC	NC	NC	NC	NC	NC	NC	NC	NC	NC	NC	NC	NC	NC	NC	NC	NC	NC	NC	NC	NC
Ethylbenzene	5	5		15		5	U	25	U	5	U	5	U	16 J	ND	ND	ND	5.9	ND	ND	ND	ND	ND	ND	ND	ND	ND	ND	ND	ND	ND	ND	ND	0.74 J	ND	ND	ND
Hexachlorobutadiene	0.5	5	U	5	U	5	U	25	U	5	U	5	U	NC	NC	NC	NC	NC	NC	NC	NC	NC	NC	NC	NC	NC	NC	NC	NC	NC	NC	NC	NC	NC	NC	NC	NC
Isopropylbenzene	5	5	U	11		5	U	25	U	5	U	5	U	11 J	ND	ND	ND	5.7	ND	ND	ND	0.75 J	ND	ND	ND	ND	ND	ND	ND	ND	ND	ND	1.1	ND	ND	ND
Methyl tert butyl ether	10	5	U	5	U	5	U	25	U	5	U	5	U	ND	ND	ND	0.72 J	ND	ND	ND	ND	ND	ND	ND	ND	11	11	21	350	ND	ND	ND	ND	ND	ND	ND	2
Methylene chloride	5	5	U	5	U	5	U	25	U	5	U	5	U	NC	NC	NC	NC	NC	NC	NC	NC	NC	NC	NC	NC	NC	NC	NC	NC	NC	NC	NC	NC	NC	NC	NC	NC
n-Butylbenzene	5	5	U	5	U	5	U	25	U	5	U	5	U	24	ND	ND	ND	5.8	ND	ND	ND	3.1	ND	ND	ND	ND	ND	ND	ND	ND	ND	ND	ND	0.91 J	ND	ND	ND
n-Propylbenzene	5	5	U	16		5	U	25	U	5	U	5	U	25	ND	ND	ND	13	ND	ND	ND	0.66 J	ND	ND	ND	ND	ND	ND	ND	ND	ND	ND	ND	1.6	ND	ND	ND
Naphthalene	10	6		36		21		25	U	5	U	5	U	21	ND	ND	ND	2.2 C	ND	ND	ND	0.67 J	ND	ND	ND	ND	ND	ND	ND	ND	ND	ND	ND	70	ND	ND	ND
p-Chlorotoluene	5	5	U	5	U	5	U	25	U	5	U	5	U	NC	NC	NC	NC	NC	NC	NC	NC	NC	NC	NC	NC	NC	NC	NC	NC	NC	NC	NC	NC	NC	NC	NC	NC
p-Xylene	5	5	U	7		5	U	25	U	5	U	5	U	ND	ND	ND	ND	1.6	ND	ND	ND	ND	ND	ND	ND	ND	ND	ND	ND	ND	ND	ND	ND	0.68 J	ND	ND	ND
p-Chlorotoluene	5	5	U	5	U	5	U	25	U	5	U	5	U	NC	NC	NC	NC	NC	NC	NC	NC	NC	NC	NC	NC	NC	NC	NC	NC	NC	NC	NC	NC	NC	NC	NC	NC
p-Diethylbenzene	NS	NC		NC		NC		NC		NC		NC		80	ND	ND	ND	29	0.6 J	ND	ND	3.8	0.66 J	ND	0.68 J	ND	ND	ND	ND	ND	ND	ND	ND	8.8	1.5	ND	0.6 J
p-Ethyltoluene	NS	NC		NC		NC		NC		NC		NC		ND	ND	ND	ND	14	ND	ND	ND	0.69 J	ND	ND	ND	ND	ND	ND	ND	ND	ND	ND	ND	1.6	ND	ND	ND
p-Isopropyltoluene	5	5	U	5	U	5	U	25	U	5	U	5	U	ND	ND	ND	ND	17	ND	ND	ND	0.67 J	ND	ND	ND	ND	ND	ND	ND	ND	ND	ND	ND	1.6	ND	ND	ND
p/m-Xylene	5	10	U	29		10	U	50	U	10	U	10	U	ND	ND	ND	ND	4.3	ND	ND	ND	ND	ND	ND	ND	ND	ND	ND	ND	ND	ND	ND	ND	ND	ND	ND	ND
sec-Butylbenzene	5	5	U	6		5	U	25	U	5	U	5	U	23	ND	ND	ND	7.6	ND	ND	ND	1.1	ND	ND	ND	ND	ND	ND	ND	ND	ND	ND	ND	1.2	0.85 J	ND	ND
Styrene	5	5	U	5	U	5	U	25	U	5	U	5	U	NC	NC	NC	NC	NC	NC	NC	NC	NC	NC	NC	NC	NC	NC	NC	NC	NC	NC	NC	NC	NC	NC	NC	NC
tert-Butylbenzene	5	5	U	5	U	5	U	25	U	5	U	5	U	NC	NC	NC	NC	NC	NC	NC	NC	NC	NC	NC	NC	NC	NC	NC	NC	NC	NC	NC	NC	NC	NC	NC	NC
Tetrachloroethene	5	22		105		8		25	U	31		14		20	1.3	1.2	1.7	20,000	86	53	18	72	220 C	8.3	35	1.9	1.4	1.4	2.7	ND	0.91 J	ND	ND	19	11	5.8	14
Toluene	5	5	U	8		5	U	25	U	5	U	5	U	ND	ND	ND	ND	1.1	ND	ND	ND	ND	ND	ND	ND	ND	ND	ND	ND	26	ND	ND	ND	ND	ND	ND	ND
trans-1,2-Dichloroethene	5	5	U	5	U	5	U	25	U	5	U	5	U	16 J	ND	ND	ND	11	ND	ND	ND	5.2	8.8	ND	ND	ND	ND	ND	ND	ND	ND	ND	ND	ND	ND	ND	ND
trans-1,3-Dichloropropene	0.4	5	U	5	U	5	U	25	U	5	U	5	U	NC	NC	NC	NC	NC	NC	NC	NC	NC	NC	NC	NC	NC	NC	NC	NC	NC	NC	NC	NC	NC	NC	NC	NC
trans-1,4-Dichloro-2-butene	5	NC		NC		NC		NC		NC		NC		NC	NC	NC	NC	NC	NC	NC	NC	NC	NC	NC	NC	NC	NC	NC	NC	NC	NC	NC	NC	NC	NC	NC	NC
Trichloroethene	5	1,700		20		5	U	25	U	7		5	U	ND	ND	ND	ND	1,600	4.4	2.2	ND	120	330	0.77 J	1.4	ND	ND	ND	ND	ND	ND	ND	ND	1.7	2.1	ND	0.59 J
Trichlorofluoromethane	5	5	U	5	U	5	U	25	U	5	U	5	U	NC	NC	NC	NC	NC	NC	NC	NC	NC	NC	NC	NC	NC	NC	NC	NC	NC	NC	NC	NC	NC	NC	NC	NC
Vinyl acetate	NS	5	U	5	U	5	U	25	U	5	U	5	U	NC	NC	NC	NC	NC	NC	NC	NC	NC	NC	NC	NC	NC	NC	NC	NC	NC	NC	NC	NC	NC	NC	NC	NC
Vinyl chloride	2	2,080		382		46		63		18		5	U	ND	ND	0.65 J	ND	160	ND	ND	ND	290	280	ND	ND	ND	ND	ND	ND	ND	ND	ND	ND	3.7	350	8.5	ND
Total VOCs	NS	16,637		1,395		235		631		89		31		936	2	2	2	22,485	94	56	21	1,452	2,045	12	42	13	12	22	354	26	1	0	0	149	639	17	19
Total CVOCs	NS	16,602		1,177		168		631		89		31		40	1	2	2	22,230	92	56	18	1,422	2,030	12	41	2	1	1	4	0	1	0	0	30	623	17	15

Notes
(1) NYSDEC Ambient Water Quality Standards and Guidance Values 6/1998
CVOCs = PCE, TCE, DCE, and VC
NC - Not collected
ND - Not detected
NS - No Standard
J - Data indicates the presence of a compound that meets the identification criteria. The result is less than the quantitation limit but greater than MDL.
U - The analyte was analyzed for, but was not detected above the reported sample quantification limit. The associated numerical value is the sample quantitation limit.
E - Concentration of analyte exceeds the range of the calibration curve and/or linear range of the instrument
Highlighted values indicate exceedance of the NYSDEC AWQS

Table 3

Historic Groundwater Sampling Results
3140 Coney Island Avenue, Brooklyn, New York

Client Sample ID:		GW-7				GW-8				GW-9				GW-10				GW-11				OS8-1				OS8-2			
Depth:	NYSDEC [1] Ambient Water Quality Standards	10-14'	21-25'	33-37'	48-52'	10-14'	21-25'	33-37'	48-52'	10-14'	21-25'	33-37'	48-52'	10-14'	21-25'	33-37'	48-52'	10-14'	21-25'	33-37'	48-52'	10-12'	23-25'	35-37'	50-52'	10-12'	23-25'	35-37'	50-52'
Sampling Date:		1/14/2010	1/14/2010	1/14/2010	1/14/2010	1/14/2010	1/14/2010	1/14/2010	1/14/2010	1/15/2010	1/15/2010	1/15/2010	1/15/2010	1/15/2010	1/15/2010	1/15/2010	1/15/2010	1/15/2010	1/15/2010	1/15/2010	1/15/2010	4/28/2011	4/28/2011	4/28/2011	4/28/2011	4/28/2011	4/28/2011	4/28/2011	4/28/2011
Laboratory ID:		-	-	-	-	-	-	-	-	-	-	-	-	-	-	-	-	-	-	-	-	-	-	-	-	-	-	-	-
Volatile Organic Compounds in µg/L																													
1,1,1,2-Tetrachloroethane	5	NC	NC	NC	NC	NC	NC	NC	NC	NC	NC	NC	NC	NC	NC	NC	NC	NC	NC	NC	NC	NC	NC	NC	NC	NC	NC	NC	NC
1,1,1-Trichloroethane	5	NC	NC	NC	NC	NC	NC	NC	NC	NC	NC	NC	NC	NC	NC	NC	NC	NC	NC	NC	NC	NC	NC	NC	NC	NC	NC	NC	NC
1,1,2,2-Tetrachloroethane	5	NC	NC	NC	NC	NC	NC	NC	NC	NC	NC	NC	NC	NC	NC	NC	NC	NC	NC	NC	NC	NC	NC	NC	NC	NC	NC	NC	NC
1,1,2-Trichloroethane	1	NC	NC	NC	NC	NC	NC	NC	NC	NC	NC	NC	NC	NC	NC	NC	NC	NC	NC	NC	NC	NC	NC	NC	NC	NC	NC	NC	NC
1,1-Dichloroethane	5	NC	NC	NC	NC	NC	NC	NC	NC	NC	NC	NC	NC	NC	NC	NC	NC	NC	NC	NC	NC	NC	NC	NC	NC	NC	NC	NC	NC
1,1-Dichloroethene	5	ND	ND	ND	ND	ND	ND	ND	ND	ND	ND	ND	ND	ND	ND	ND	ND	ND	ND	ND	ND	ND	ND	ND	ND	ND	ND	ND	ND
1,1-Dichloropropene	5	NC	NC	NC	NC	NC	NC	NC	NC	NC	NC	NC	NC	NC	NC	NC	NC	NC	NC	NC	NC	NC	NC	NC	NC	NC	NC	NC	NC
1,2,3-Trichlorobenzene	5	NC	NC	NC	NC	NC	NC	NC	NC	NC	NC	NC	NC	NC	NC	NC	NC	NC	NC	NC	NC	NC	NC	NC	NC	NC	NC	NC	NC
1,2,3-Trichloropropane	0.04	NC	NC	NC	NC	NC	NC	NC	NC	NC	NC	NC	NC	NC	NC	NC	NC	NC	NC	NC	NC	NC	NC	NC	NC	NC	NC	NC	NC
1,2,4,5-Tetramethylbenzene	NS	ND	ND	ND	ND	29	1.1	ND	0.74 J	8.8	ND	ND	ND	3.4	ND	ND	ND	1.1	ND	ND	ND	4.6	0.25 J	0.4 J	1.1 J	ND	2.3 J	2.2 J	2.5
1,2,4-Trichlorobenzene	5	ND	ND	ND	ND	ND	ND	ND	ND	ND	ND	ND	ND	ND	ND	ND	ND	ND	ND	ND	ND	ND	ND	ND	ND	ND	ND	ND	ND
1,2,4-Trimethylbenzene	5	ND	ND	ND	ND	42	ND	ND	ND	9.1	ND	0.6 J	ND	1.6	ND	ND	ND	ND	ND	ND	ND	1.4 J	0.37 J	0.63 J	2 J	ND	1.6 J	ND	6.8
1,2-Dibromo-3-chloropropane	0.04	NC	NC	NC	NC	NC	NC	NC	NC	NC	NC	NC	NC	NC	NC	NC	NC	NC	NC	NC	NC	NC	NC	NC	NC	NC	NC	NC	NC
1,2-Dibromoethane	0.0006	NC	NC	NC	NC	NC	NC	NC	NC	NC	NC	NC	NC	NC	NC	NC	NC	NC	NC	NC	NC	NC	NC	NC	NC	NC	NC	NC	NC
1,2-Dichlorobenzene	3	NC	NC	NC	NC	NC	NC	NC	NC	NC	NC	NC	NC	NC	NC	NC	NC	NC	NC	NC	NC	NC	NC	NC	NC	NC	NC	NC	NC
1,2-Dichloroethane	0.6	NC	NC	NC	NC	NC	NC	NC	NC	NC	NC	NC	NC	NC	NC	NC	NC	NC	NC	NC	NC	NC	NC	NC	NC	NC	NC	NC	NC
1,2-Dichloropropane	NS	NC	NC	NC	NC	NC	NC	NC	NC	NC	NC	NC	NC	NC	NC	NC	NC	NC	NC	NC	NC	NC	NC	NC	NC	NC	NC	NC	NC
1,3,5-Trimethylbenzene	1	ND	ND	ND	ND	17	ND	ND	ND	2	ND	ND	ND	ND	ND	ND	ND	ND	ND	ND	ND	ND	ND	0.92 J	ND	0.89 J	ND	2.8
1,3-Dichlorobenzene	5	NC	NC	NC	NC	NC	NC	NC	NC	NC	NC	NC	NC	NC	NC	NC	NC	NC	NC	NC	NC	NC	NC	NC	NC	NC	NC	NC	NC
1,3-Dichloropropane	3	NC	NC	NC	NC	NC	NC	NC	NC	NC	NC	NC	NC	NC	NC	NC	NC	NC	NC	NC	NC	NC	NC	NC	NC	NC	NC	NC	NC
1,4-Dichlorobenzene	5	NC	NC	NC	NC	NC	NC	NC	NC	NC	NC	NC	NC	NC	NC	NC	NC	NC	NC	NC	NC	NC	NC	NC	NC	NC	NC	NC	NC
1,4-Dioxane	3	NC	NC	NC	NC	NC	NC	NC	NC	NC	NC	NC	NC	NC	NC	NC	NC	NC	NC	NC	NC	NC	NC	NC	NC	NC	NC	NC	NC
2,2-Dichloropropane	NS	NC	NC	NC	NC	NC	NC	NC	NC	NC	NC	NC	NC	NC	NC	NC	NC	NC	NC	NC	NC	NC	NC	NC	NC	NC	NC	NC	NC
2-Butanone	5	NC	NC	NC	NC	NC	NC	NC	NC	NC	NC	NC	NC	NC	NC	NC	NC	NC	NC	NC	NC	NC	NC	NC	NC	NC	NC	NC	NC
2-Hexanone	50	NC	NC	NC	NC	NC	NC	NC	NC	NC	NC	NC	NC	NC	NC	NC	NC	NC	NC	NC	NC	NC	NC	NC	NC	NC	NC	NC	NC
4-Methyl-2-pentanone	NS	NC	NC	NC	NC	NC	NC	NC	NC	NC	NC	NC	NC	NC	NC	NC	NC	NC	NC	NC	NC	NC	NC	NC	NC	NC	NC	NC	NC
Acetone	50	NC	NC	NC	NC	NC	NC	NC	NC	NC	NC	NC	NC	NC	NC	NC	NC	NC	NC	NC	NC	NC	NC	NC	NC	NC	NC	NC	NC
Acrylonitrile	5	NC	NC	NC	NC	NC	NC	NC	NC	NC	NC	NC	NC	NC	NC	NC	NC	NC	NC	NC	NC	NC	NC	NC	NC	NC	NC	NC	NC
Benzene	1	ND	ND	ND	ND	ND	ND	ND	ND	0.61 J	ND	ND	ND	ND	ND	ND	ND	ND	ND	ND	ND	2.4	ND	ND	ND	ND	ND	ND	ND
Bromobenzene	5	NC	NC	NC	NC	NC	NC	NC	NC	NC	NC	NC	NC	NC	NC	NC	NC	NC	NC	NC	NC	NC	NC	NC	NC	NC	NC	NC	NC
Bromochloromethane	5	NC	NC	NC	NC	NC	NC	NC	NC	NC	NC	NC	NC	NC	NC	NC	NC	NC	NC	NC	NC	NC	NC	NC	NC	NC	NC	NC	NC
Bromodichloromethane	50	NC	NC	NC	NC	NC	NC	NC	NC	NC	NC	NC	NC	NC	NC	NC	NC	NC	NC	NC	NC	NC	NC	NC	NC	NC	NC	NC	NC
Bromoform	50	NC	NC	NC	NC	NC	NC	NC	NC	NC	NC	NC	NC	NC	NC	NC	NC	NC	NC	NC	NC	NC	NC	NC	NC	NC	NC	NC	NC
Bromomethane	5	NC	NC	NC	NC	NC	NC	NC	NC	NC	NC	NC	NC	NC	NC	NC	NC	NC	NC	NC	NC	NC	NC	NC	NC	NC	NC	NC	NC
Carbon disulfide	60	NC	NC	NC	NC	NC	NC	NC	NC	NC	NC	NC	NC	NC	NC	NC	NC	NC	NC	NC	NC	NC	NC	NC	NC	NC	NC	NC	NC
Carbon tetrachloride	5	NC	NC	NC	NC	NC	NC	NC	NC	NC	NC	NC	NC	NC	NC	NC	NC	NC	NC	NC	NC	NC	NC	NC	NC	NC	NC	NC	NC
Chlorobenzene	5	NC	NC	NC	NC	NC	NC	NC	NC	NC	NC	NC	NC	NC	NC	NC	NC	NC	NC	NC	NC	NC	NC	NC	NC	NC	NC	NC	NC
Chloroethane	5	NC	NC	NC	NC	NC	NC	NC	NC	NC	NC	NC	NC	NC	NC	NC	NC	NC	NC	NC	NC	NC	NC	NC	NC	NC	NC	NC	NC
Chloroform	7	NC	NC	NC	NC	NC	NC	NC	NC	NC	NC	NC	NC	NC	NC	NC	NC	NC	NC	NC	NC	NC	NC	NC	NC	NC	NC	NC	NC
Chloromethane	NS	NC	NC	NC	NC	NC	NC	NC	NC	NC	NC	NC	NC	NC	NC	NC	NC	NC	NC	NC	NC	NC	NC	NC	NC	NC	NC	NC	NC
cis-1,2-Dichloroethene	5	ND	ND	ND	ND	160	1.9	2	2	3.8	ND	0.68 J	ND	2	ND	ND	ND	ND	ND	ND	ND	3.2	5.2	1	0.99	27,000	72	300	65
cis-1,3-Dichloropropene	0.4	NC	NC	NC	NC	NC	NC	NC	NC	NC	NC	NC	NC	NC	NC	NC	NC	NC	NC	NC	NC	NC	NC	NC	NC	NC	NC	NC	NC
Dibromochloromethane	50	NC	NC	NC	NC	NC	NC	NC	NC	NC	NC	NC	NC	NC	NC	NC	NC	NC	NC	NC	NC	NC	NC	NC	NC	NC	NC	NC	NC
Dibromomethane	5	NC	NC	NC	NC	NC	NC	NC	NC	NC	NC	NC	NC	NC	NC	NC	NC	NC	NC	NC	NC	NC	NC	NC	NC	NC	NC	NC	NC
Dichlorodifluoromethane	5	NC	NC	NC	NC	NC	NC	NC	NC	NC	NC	NC	NC	NC	NC	NC	NC	NC	NC	NC	NC	NC	NC	NC	NC	NC	NC	NC	NC
Ethyl ether	NS	NC	NC	NC	NC	NC	NC	NC	NC	NC	NC	NC	NC	NC	NC	NC	NC	NC	NC	NC	NC	NC	NC	NC	NC	NC	NC	NC	NC
Ethylbenzene	5	ND	ND	ND	ND	2.8	ND	ND	ND	ND	ND	ND	ND	ND	ND	ND	ND	ND	ND	ND	ND	ND	ND	ND	ND	ND	ND	0.38 J
Hexachlorobutadiene	0.5	NC	NC	NC	NC	NC	NC	NC	NC	NC	NC	NC	NC	NC	NC	NC	NC	NC	NC	NC	NC	NC	NC	NC	NC	NC	NC	NC	NC
Isopropylbenzene	5	ND	ND	ND	ND	1.8	ND	ND	ND	0.53 J	ND	ND	ND	ND	ND	ND	ND	ND	ND	ND	ND	8.1	ND	ND	ND	ND	ND	ND	ND
Methyl tert butyl ether	10	ND	ND	ND	ND	ND	ND	ND	ND	ND	ND	ND	ND	ND	0.56 J	ND	ND	ND	ND	ND	ND	ND	0.62 J	1.1	ND	ND	ND	ND	0.57 J
Methylene chloride	5	NC	NC	NC	NC	NC	NC	NC	NC	NC	NC	NC	NC	NC	NC	NC	NC	NC	NC	NC	NC	NC	NC	NC	NC	NC	NC	NC	NC
n-Butylbenzene	5	ND	ND	ND	ND	2.7	ND	ND	ND	0.75 J	ND	ND	ND	0.94 J	ND	ND	ND	ND	ND	ND	ND	1.7	ND	ND	ND	ND	ND	ND	0.58
n-Propylbenzene	5	ND	ND	ND	ND	4.4	ND	ND	ND	0.9 J	ND	ND	ND	ND	ND	ND	ND	ND	ND	ND	ND	2.9	ND	ND	ND	ND	ND	ND	0.61
Naphthalene	10	ND	ND	ND	0.83 J	9.3	ND	ND	ND	2.4	ND	ND	ND	ND	ND	ND	ND	0.8 J	ND	ND	ND	0.8 J	ND	ND	ND	ND	ND	ND	0.96 J
o-Chlorotoluene	5	NC	NC	NC	NC	NC	NC	NC	NC	NC	NC	NC	NC	NC	NC	NC	NC	NC	NC	NC	NC	NC	NC	NC	NC	NC	NC	NC	NC
o-Xylene	5	ND	ND	ND	ND	2.3	ND	ND	ND	ND	ND	ND	ND	ND	ND	ND	ND	ND	ND	ND	ND	ND	ND	ND	ND	ND	ND	ND	ND
p-Chlorotoluene	5	NC	NC	NC	NC	NC	NC	NC	NC	NC	NC	NC	NC	NC	NC	NC	NC	NC	NC	NC	NC	NC	NC	NC	NC	NC	NC	NC	NC
p-Diethylbenzene	NS	ND	ND	ND	ND	23	ND	ND	ND	1.2	ND	ND	ND	0.56 J	ND	ND	ND	ND	ND	ND	ND	22	ND	0.15 J	0.44 J	ND	1 J	2 J	0.91 J
p-Ethyltoluene	NS	ND	ND	ND	ND	7.7	ND	ND	ND	1.2	ND	ND	ND	ND	ND	ND	ND	ND	ND	ND	ND	ND	ND	ND	ND	ND	ND	ND	0.77 J
p-Isopropyltoluene	5	ND	ND	ND	ND	6.4	ND	ND	ND	1.3	ND	ND	ND	ND	ND	ND	ND	ND	ND	ND	ND	ND	ND	ND	ND	ND	ND	ND	ND
p/m-Xylene	5	ND	ND	ND	ND	2.4	ND	ND	ND	ND	ND	ND	ND	ND	ND	ND	ND	ND	0.53 J	ND	ND	ND	ND	ND	ND	ND	ND	ND	ND
sec-Butylbenzene	5	ND	ND	ND	ND	2.8	ND	ND	ND	0.9 J	ND	ND	ND	ND	ND	ND	ND	ND	ND	ND	ND	4.2	ND	ND	ND	ND	ND	ND	ND
Styrene	5	NC	NC	NC	NC	NC	NC	NC	NC	NC	NC	NC	NC	NC	NC	NC	NC	NC	NC	NC	NC	NC	NC	NC	NC	NC	NC	NC	NC
tert-Butylbenzene	5	NC	NC	NC	NC	NC	NC	NC	NC	NC	NC	NC	NC	NC	NC	NC	NC	NC	NC	NC	NC	NC	NC	NC	NC	NC	NC	NC	NC
Tetrachloroethene	5	0.84 JC	ND	0.84 JC	0.92 J	7.5	0.88 J	0.63 JC	1.3	2.9	0.64 J	1.3	0.97 J	ND	ND	ND	ND	ND	ND	1.3 C	ND	1	0.8	ND	ND	ND	6.5	7.7	14
Toluene	5	ND	ND	ND	ND	0.7 J	ND	ND	ND	ND	ND	ND	ND	ND	ND	ND	ND	ND	ND	ND	ND	ND	ND	ND	ND	ND	ND	ND	ND
trans-1,2-Dichloroethene	5	ND	ND	ND	ND	4.3	ND	ND	ND	0.58 J	ND	ND	ND	ND	ND	ND	ND	ND	ND	ND	ND	ND	ND	ND	ND	ND	ND	ND	ND
trans-1,3-Dichloropropene	0.4	NC	NC	NC	NC	NC	NC	NC	NC	NC	NC	NC	NC	NC	NC	NC	NC	NC	NC	NC	NC	NC	NC	NC	NC	NC	NC	NC	NC
trans-1,4-Dichloro-2-butene	5	NC	NC	NC	NC	NC	NC	NC	NC	NC	NC	NC	NC	NC	NC	NC	NC	NC	NC	NC	NC	NC	NC	NC	NC	NC	NC	NC	NC
Trichloroethene	5	ND	ND	ND	ND	3.8	ND	ND	ND	ND	ND	ND	ND	ND	ND	ND	ND	ND	ND	ND	ND	ND	0.66	1.4	2.4	ND	1.1	ND	ND
Trichlorofluoromethane	5	NC	NC	NC	NC	NC	NC	NC	NC	NC	NC	NC	NC	NC	NC	NC	NC	NC	NC	NC	NC	NC	NC	NC	NC	NC	NC	NC	NC
Vinyl acetate	NS	NC	NC	NC	NC	NC	NC	NC	NC	NC	NC	NC	NC	NC	NC	NC	NC	NC	NC	NC	NC	NC	NC	NC	NC	NC	NC	NC	NC
Vinyl chloride	2	ND	ND	ND	ND	9.2	ND	ND	ND	2.3	ND	ND	ND	3.2	ND	ND	ND	ND	ND	ND	ND	15	5.5	ND	ND	8,300	24	10	ND
Total VOCs	NS	1	0	1	2	339	4	3	4	39	1	3	1	12	1	0	0	2	0	2	0	67	13	5	8	35,300	109	322	96
Total CVOCs	NS	1	0	1	1	181	3	3	3	9	1	2	1	5	0	0	0	0	0	1	0	19	12	2	3	35,300	104	318	79

Notes
(1) NYSDEC Ambient Water Quality Standards and Guidc
CVOCs = PCE, TCE, DCE, and VC
NC - Not collected
ND - Not detected
NS - No Standard
J - Data indicates the presence of a compound that me
U - The analyte was analyzed for, but was not detected
E - Concentration of analyte exceeds the range of the c
Highlighted values indicate exceedance of the NYSDEC

Table 3

Historic Groundwater Sampling Results
3140 Coney Island Avenue, Brooklyn, New York

Client Sample ID:		PWG-VP-01										PWG-VP-02										TP-001	TP-002	TP-003	TP-004	TP-005	TP-006	MLWell2					
Depth:	NYSDEC [1] Ambient Water Quality Standards	10-12'	20-22'	30-32'	40-42'	50-52'	60-62'	70-72'	80-82'	90-92'	100-102'	10-12'	20-22'	30-32'	40-42'	50-52'	60-62'	70-72'	80-82'	90-92'	100-102'	-	-	-	-	-	-	15-20'	35-40'	55-60'	75-80'	95-100'	115-120'
Sampling Date:		7/10/2012	7/10/2012	7/10/2012	7/10/2012	7/10/2012	7/10/2012	7/10/2012	7/10/2012	7/10/2012	7/10/2012	7/6/2012	7/9/2012	7/9/2012	7/9/2012	7/9/2012	7/9/2012	7/9/2012	7/9/2012	7/9/2012	7/9/2012	10/7/2014	10/9/2014	10/9/2014	10/9/2014	5/11/2015	5/11/2015	9/30/2013	9/30/2013	9/30/2013	9/30/2013	9/30/2013	9/30/2013
Laboratory ID:		L1212340-14	L1212340-15	L1212340-16	L1212340-17	L1212340-18	L1212340-19	L1212340-20	L1212340-21	L1212340-22	L1212340-23	L1212340-01	L1212340-04	L1212340-06	L1212340-07	L1212340-08	L1212340-09	L1212340-10	L1212340-11	L1212340-12	L1212340-13	L1423615-04	L1423615-05	L1424055-01	L1424055-02	L1510117-01	L1510117-02	L1319520-12	L1319520-13	L1319520-14	L1319520-15	L1319520-16	L1319520-17
Volatile Organic Compounds in µg/L																																	
1,1,1,2-Tetrachloroethane	5	10 U	2.5 U	2.5 U	2.5 U	2.5 U	2.5 U	2.5 U	2.5 U	2.5 U	2.5 U	2.5 U	2.5 U	2.5 U	2.5 U	2.5 U	2.5 U	2.5 U	2.5 U	2.5 U	5 U	35 U	1.8 U	0.7 U	180 U	0.7 U	0.7 U	25 U	2.5 U	2.5 U	2.5 U	3 U	2.5 U
1,1,1-Trichloroethane	5	10 U	2.5 U	2.5 U	2.5 U	2.5 U	2.5 U	2.5 U	2.5 U	2.5 U	2.5 U	2.5 U	2.5 U	2.5 U	2.5 U	2.5 U	2.5 U	2.5 U	2.5 U	2.5 U	5 U	35 U	1.8 U	0.7 U	180 U	0.7 U	0.7 U	25 U	2.5 U	2.5 U	2.5 U	2.5 U	2.5 U
1,1,2,2-Tetrachloroethane	5	2 U	0.5 U	0.5 U	0.5 U	0.5 U	0.5 U	0.5 U	0.5 U	0.5 U	0.5 U	0.5 U	0.5 U	0.5 U	0.5 U	0.5 U	0.5 U	0.5 U	0.5 U	0.5 U	1 U	7 U	0.36 U	0.14 U	36 U	0.14 U	0.14 U	5 U	0.5 U	0.5 U	0.5 U	0.5 U	0.5 U
1,1,2-Trichloroethane	1	6 U	1.5 U	1.5 U	1.5 U	1.5 U	1.5 U	1.5 U	1.5 U	1.5 U	1.5 U	1.5 U	1.5 U	1.5 U	1.5 U	1.5 U	1.5 U	1.5 U	1.5 U	1.5 U	3 U	25 U	1.2 U	0.5 U	120 U	0.5 U	0.5 U	15 U	1.5 U	1.5 U	1.5 U	1.5 U	1.5 U
1,1-Dichloroethane	5	10 U	2.5 U	2.5 U	2.5 U	2.5 U	2.5 U	2.5 U	2.5 U	2.5 U	2.5 U	2.5 U	2.5 U	2.5 U	2.5 U	2.5 U	2.5 U	2.5 U	2.5 U	2.5 U	5 U	35 U	1.8 U	0.7 U	180 U	0.7 U	0.7 U	25 U	2.5 U	2.5 U	2.5 U	2.5 U	2.5 U
1,1-Dichloroethene	5	2 U	0.5 U	0.5 U	0.5 U	0.5 U	0.5 U	0.5 U	0.5 U	0.5 U	0.5 U	0.5 U	0.5 U	0.5 U	0.5 U	0.5 U	0.5 U	0.5 U	0.5 U	0.5 U	1 U	7 U	0.44 J	0.64	47 J	0.15 J	0.14 U	5 U	2.1	0.5 U	0.5 U	0.5 U	0.5 U
1,1-Dichloropropene	5	10 U	2.5 U	2.5 U	2.5 U	2.5 U	2.5 U	2.5 U	2.5 U	2.5 U	2.5 U	2.5 U	2.5 U	2.5 U	2.5 U	2.5 U	2.5 U	2.5 U	2.5 U	2.5 U	5 U	35 U	1.8 U	0.7 U	180 U	0.7 U	0.7 U	25 U	2.5 U	2.5 U	2.5 U	2.5 U	2.5 U
1,2,3-Trichlorobenzene	5	10 U	2.5 U	2.5 U	2.5 U	2.5 U	2.5 U	2.5 U	2.5 U	2.5 U	2.5 U	2.5 U	2.5 U	2.5 U	2.5 U	2.5 U	2.5 U	2.5 U	2.5 U	2.5 U	5 U	35 U	1.8 U	0.7 U	180 U	0.7 U	0.7 U	25 U	2.5 U	2.5 U	2.5 U	2.5 U	2.5 U
1,2,3-Trichloropropane	0.04	10 U	2.5 U	2.5 U	2.5 U	2.5 U	2.5 U	2.5 U	2.5 U	2.5 U	2.5 U	2.5 U	2.5 U	2.5 U	2.5 U	2.5 U	2.5 U	2.5 U	2.5 U	2.5 U	5 U	35 U	1.8 U	0.7 U	180 U	0.7 U	0.7 U	25 U	2.5 U	2.5 U	2.5 U	2.5 U	2.5 U
1,2,4,5-Tetramethylbenzene	NS	4.5 J	0.12 J	0.32 J	2 U	2 U	2 U	2 U	2 U	2 U	2 U	2.5	2 U	0.15 J	2 U	2 U	0.12 J	0.19 J	0.33 J	0.17 J	1.15 J	32 U	1.6 U	2.4	160 U	0.65 U	12	20	2 U	2 U	2 U	2 U	2 U
1,2,4-Trichlorobenzene	5	10 U	2.5 U	2.5 U	2.5 U	2.5 U	2.5 U	2.5 U	2.5 U	2.5 U	2.5 U	2.5 U	2.5 U	2.5 U	2.5 U	2.5 U	2.5 U	2.5 U	2.5 U	2.5 U	5 U	35 U	1.8 U	0.7 U	180 U	0.7 U	0.7 U	25 U	2.5 U	2.5 U	2.5 U	2.5 U	2.5 U
1,2,4-Trimethylbenzene	5	10 U	2.5 U	2.5 U	2.5 U	2.5 U	0.11 J	2.5 U	2.5 U	2.5 U	2.5 U	0.8 J	2.5 U	2.5 U	2.5 U	2.5 U	2.5 U	2.5 U	2.5 U	2.5 U	5 U	35 U	1.8 U	0.7 U	180 U	0.7 U	0.7 U	25 U	2.5 U	2.5 U	2.5 U	2.5 U	2.5 U
1,2-Dibromo-3-chloropropane	0.04	10 U	2.5 U	2.5 U	2.5 U	2.5 U	2.5 U	2.5 U	2.5 U	2.5 U	2.5 U	2.5 U	2.5 U	2.5 U	2.5 U	2.5 U	2.5 U	2.5 U	2.5 U	2.5 U	5 U	35 U	1.8 U	0.7 U	180 U	0.7 U	0.7 U	25 U	2.5 U	2.5 U	2.5 U	2.5 U	2.5 U
1,2-Dibromoethane	0.0006	8 U	2 U	2 U	2 U	2 U	2 U	2 U	2 U	2 U	2 U	2 U	2 U	2 U	2 U	2 U	2 U	2 U	2 U	2 U	4 U	32 U	1.6 U	0.65 U	160 U	0.65 U	0.65 U	20 U	2 U	2 U	2 U	2 U	2 U
1,2-Dichlorobenzene	3	10 U	2.5 U	2.5 U	2.5 U	2.5 U	2.5 U	2.5 U	2.5 U	2.5 U	2.5 U	2.5 U	2.5 U	2.5 U	2.5 U	2.5 U	2.5 U	2.5 U	2.5 U	2.5 U	5 U	35 U	1.8 U	0.7 U	180 U	0.7 U	0.7 U	25 U	2.5 U	2.5 U	2.5 U	2.5 U	2.5 U
1,2-Dichloroethane	0.6	2 U	0.5 U	0.62	0.5 U	0.5 U	0.5 U	0.5 U	0.5 U	0.5 U	0.5 U	0.5 U	0.5 U	0.5 U	0.5 U	0.5 U	0.5 U	0.5 U	0.5 U	0.5 U	1 U	7 U	0.33 U	0.13 U	33 U	0.79	0.13 U	5 U	0.5 U	0.5 U	0.5 U	0.5 U	0.5 U
1,2-Dichloropropane	NS	4 U	1 U	1 U	1 U	1 U	1 U	1 U	1 U	1 U	1 U	1 U	1 U	1 U	1 U	1 U	1 U	1 U	1 U	1 U	2 U	7 U	0.33 U	0.13 U	33 U	0.13 U	0.13 U	10 U	1 U	1 U	1 U	1 U	1 U
1,3,5-Trimethylbenzene	1	10 U	2.5 U	2.5 U	2.5 U	2.5 U	2.5 U	2.5 U	2.5 U	2.5 U	2.5 U	0.73 J	2.5 U	2.5 U	2.5 U	2.5 U	2.5 U	2.5 U	2.5 U	2.5 U	5 U	35 U	1.8 U	0.7 U	180 U	0.7 U	0.7 U	25 U	2.5 U	2.5 U	2.5 U	2.5 U	2.5 U
1,3-Dichlorobenzene	5	10 U	2.5 U	2.5 U	2.5 U	2.5 U	2.5 U	2.5 U	2.5 U	2.5 U	2.5 U	2.5 U	2.5 U	2.5 U	2.5 U	2.5 U	2.5 U	2.5 U	2.5 U	2.5 U	5 U	35 U	1.8 U	0.7 U	180 U	0.7 U	0.7 U	25 U	2.5 U	2.5 U	2.5 U	2.5 U	2.5 U
1,3-Dichloropropane	3	10 U	2.5 U	2.5 U	2.5 U	2.5 U	2.5 U	2.5 U	2.5 U	2.5 U	2.5 U	2.5 U	2.5 U	2.5 U	2.5 U	2.5 U	2.5 U	2.5 U	2.5 U	2.5 U	5 U	35 U	1.8 U	0.7 U	180 U	0.7 U	0.7 U	25 U	2.5 U	2.5 U	2.5 U	2.5 U	2.5 U
1,4-Dichlorobenzene	5	10 U	2.5 U	2.5 U	2.5 U	2.5 U	2.5 U	2.5 U	2.5 U	2.5 U	2.5 U	2.5 U	2.5 U	2.5 U	2.5 U	2.5 U	2.5 U	2.5 U	2.5 U	2.5 U	5 U	35 U	1.8 U	0.7 U	180 U	0.7 U	0.7 U	25 U	2.5 U	2.5 U	2.5 U	2.5 U	2.5 U
1,4-Dioxane	3	NC	NC	NC	NC	NC	NC	NC	NC	NC	NC	NC	NC	NC	NC	NC	NC	NC	NC	NC	NC	NC	NC	NC	NC	NC	NC	NC	NC	NC	NC	NC	NC
2,2-Dichloropropane	NS	10 U	2.5 U	2.5 U	2.5 U	2.5 U	2.5 U	2.5 U	2.5 U	2.5 U	2.5 U	2.5 U	2.5 U	2.5 U	2.5 U	2.5 U	2.5 U	2.5 U	2.5 U	2.5 U	5 U	35 U	1.8 U	0.7 U	180 U	0.7 U	0.7 U	25 U	2.5 U	2.5 U	2.5 U	2.5 U	2.5 U
2-Butanone	5	20 U	5 U	5 U	5 U	5 U	5 U	5 U	5 U	5 U	5 U	5 U	5 U	5 U	5 U	5 U	5 U	5 U	5 U	5 U	10 U	97 U	4.8 U	1.9 U	480 U	1.9 U	1.9 U	50 U	5 U	5 U	5 U	5 U	5 U
2-Hexanone	50	20 U	5 U	5 U	5 U	5 U	5 U	5 U	5 U	5 U	5 U	5 U	5 U	5 U	5 U	5 U	5 U	5 U	5 U	5 U	10 U	50 U	2.5 U	1 U	250 U	1 U	1 U	50 U	5 U	5 U	5 U	5 U	5 U
4-Methyl-2-pentanone	NS	20 U	5 U	5 U	5 U	5 U	5 U	5 U	5 U	5 U	5 U	5 U	5 U	5 U	5 U	5 U	5 U	5 U	5 U	5 U	10 U	50 U	2.5 U	1 U	250 U	1 U	1 U	50 U	5 U	5 U	5 U	5 U	5 U
Acetone	50	20 U	1.3 J	1.92 J	2.03 J	5 U	5 U	5 U	5 U	5 U	5 U	5 U	5 U	1.59 J	5 U	5 U	5 U	5 U	1.55 J	1.89 J	10 U	73 U	3.6 U	2.6 J	360 U	4.6 J	2.8 J	50 U	5 U	5 U	5 U	5 U	5 U
Acrylonitrile	5	20 U	5 U	5 U	5 U	5 U	5 U	5 U	5 U	5 U	5 U	5 U	5 U	5 U	5 U	5 U	5 U	5 U	5 U	5 U	10 U	75 U	3.8 U	1.5 U	380 U	1.5 U	1.5 U	50 U	5 U	5 U	5 U	5 U	5 U
Benzene	1	1.8 J	0.5 U	0.5 U	0.5 U	0.5 U	0.5 U	0.5 U	0.5 U	0.5 U	0.5 U	0.5 U	0.5 U	0.5 U	0.5 U	0.5 U	0.5 U	0.5 U	0.5 U	0.5 U	1 U	8 U	0.4 U	0.71	40 U	0.38 J	0.16 U	5 U	0.5 U	0.5 U	0.5 U	0.5 U	0.5 U
Bromobenzene	5	10 U	2.5 U	2.5 U	2.5 U	2.5 U	2.5 U	2.5 U	2.5 U	2.5 U	2.5 U	2.5 U	2.5 U	2.5 U	2.5 U	2.5 U	2.5 U	2.5 U	2.5 U	2.5 U	5 U	35 U	1.8 U	0.7 U	180 U	0.7 U	0.7 U	25 U	2.5 U	2.5 U	2.5 U	2.5 U	2.5 U
Bromochloromethane	5	10 U	2.5 U	2.5 U	2.5 U	2.5 U	2.5 U	2.5 U	2.5 U	2.5 U	2.5 U	2.5 U	2.5 U	2.5 U	2.5 U	2.5 U	2.5 U	2.5 U	2.5 U	2.5 U	5 U	35 U	1.8 U	0.7 U	180 U	0.7 U	0.7 U	25 U	2.5 U	2.5 U	2.5 U	2.5 U	2.5 U
Bromodichloromethane	50	2 U	0.5 U	0.5 U	0.5 U	0.5 U	0.5 U	0.5 U	0.5 U	0.5 U	0.5 U	0.5 U	0.5 U	0.5 U	0.5 U	0.5 U	0.5 U	0.5 U	0.5 U	0.5 U	1 U	10 U	0.48 U	0.19 U	48 U	0.19 U	0.19 U	5 U	0.5 U	0.5 U	0.5 U	0.5 U	0.5 U
Bromoform	50	8 U	2 U	2 U	2 U	2 U	2 U	2 U	2 U	2 U	2 U	2 U	2 U	2 U	2 U	2 U	2 U	2 U	2 U	2 U	4 U	32 U	1.6 U	0.65 U	160 U	0.65 U	0.65 U	20 U	2 U	2 U	2 U	2 U	2 U
Bromomethane	5	10 U	2.5 J	2.5 J	2.5 J	2.5 J	2.5 J	2.5 J	2.5 J	2.5 J	2.5 J	2.5 J	2.5 J	2.5 J	2.5 J	2.5 J	2.5 J	2.5 J	2.5 J	2.5 J	5 J	35 U	1.8 U	0.7 U	180 U	0.7 U	0.7 U	25 U	2.5 U	2.5 U	2.5 U	2.5 U	2.5 U
Carbon disulfide	60	1.81 J	0.52 J	0.36 J	0.42 J	0.41 J	5 U	5 U	5 U	5 U	5 U	0.87 J	0.38 J	0.35 J	5 U	0.3 J	5 U	5 U	5 U	5 U	10 U	50 U	2.5 U	1 U	250 U	6.1	1 U	50 U	5 U	5 U	5 U	5 U	5 U
Carbon tetrachloride	5	2 U	0.5 U	0.5 U	0.5 U	0.5 U	0.5 U	0.5 U	0.5 U	0.5 U	0.5 U	0.5 U	0.5 U	0.5 U	0.5 U	0.5 U	0.5 U	0.5 U	0.5 U	0.5 U	1 U	7 U	0.34 U	0.13 U	34 U	0.13 U	0.13 U	5 U	0.5 U	0.5 U	0.5 U	0.5 U	0.5 U
Chlorobenzene	5	10 U	2.5 U	2.5 U	2.5 U	2.5 U	2.5 U	2.5 U	2.5 U	2.5 U	2.5 U	2.5 U	2.5 U	2.5 U	2.5 U	2.5 U	2.5 U	2.5 U	2.5 U	2.5 U	5 U	35 U	1.8 U	0.7 U	180 U	0.7 U	0.7 U	25 U	2.5 U	2.5 U	2.5 U	2.5 U	2.5 U
Chloroethane	5	10 U	2.5 U	1.9 J	2.5 U	2.5 U	2.5 U	2.5 U	2.5 U	2.5 U	2.5 U	2.5 U	2.5 U	2.5 U	2.5 U	2.5 U	2.5 U	2.5 U	2.5 U	2.5 U	5 U	35 U	1.8 U	1.4 J	180 U	0.87 J	0.7 U	25 U	2.5 U	2.5 U	2.5 U	2.5 U	2.5 U
Chloroform	7	10 U	2.5 U	2.5 U	2.5 U	2.5 U	2.5 U	2.5 U	2.5 U	2.5 U	2.5 U	2.5 U	2.5 U	2.5 U	2.5 U	2.5 U	2.5 U	2.5 U	2.5 U	2.5 U	5 U	35 U	1.8 U	0.7 U	180 U	0.7 U	0.7 U	25 U	2.5 U	2.5 U	2.5 U	2.5 U	2.5 U
Chloromethane	NS	10 U	2.5 J	2.5 J	2.5 J	2.5 J	2.5 J	2.5 U	2.5 U	2.5 U	2.5 U	2.5 U	2.5 U	2.5 U	2.5 J	2.5 U	2.5 J	2.5 J	2.5 J	2.5 J	5 U	35 U	1.8 U	0.7 U	180 U	0.7 U	0.7 U	25 U	2.5 U	2.5 U	2.5 U	2.5 U	2.5 U
cis-1,2-Dichloroethene	5	1,100	0.7 J	6.6	2.5 U	2.5 U	2.5 U	2.5 U	0.11 J	0.19 J	74	2.5 U	2.6	2.5 U	2.5 U	0.34 J	0.42 J	0.45 J	1.4 J	0.99 J	7.7	3,900	140	140	16,000	71	37	820	75	2.5 U	2.1 J	15	6
cis-1,3-Dichloropropene	0.4	2 U	0.5 U	0.5 U	0.5 U	0.5 U	0.5 U	0.5 U	0.5 U	0.5 U	0.5 U	0.5 U	0.5 U	0.5 U	0.5 U	0.5 U	0.5 U	0.5 U	0.5 U	0.5 U	1 U	7 U	0.36 U	0.14 U	36 U	0.14 U	0.14 U	5 U	0.5 U	0.5 U	0.5 U	0.5 U	0.5 U
Dibromochloromethane	50	2 U	0.5 U	0.5 U	0.5 U	0.5 U	0.5 U	0.5 U	0.5 U	0.5 U	0.5 U	0.5 U	0.5 U	0.5 U	0.5 U	0.5 U	0.5 U	0.5 U	0.5 U	0.5 U	1 U	7 U	0.37 U	0.15 U	37 U	0.15 U	0.15 U	5 U	0.5 U	0.5 U	0.5 U	0.5 U	0.5 U
Dibromomethane	5	20 U	5 U	5 U	5 U	5 U	5 U	5 U	5 U	5 U	5 U	5 U	5 U	5 U	5 U	5 U	5 U	5 U	5 U	5 U	10 U	50 U	2.5 U	1 U	250 U	1 U	1 U	50 U	5 U	5 U	5 U	5 U	5 U
Dichlorodifluoromethane	5	20 U	5 U	5 U	5 U	5 U	5 U	5 U	5 U	5 U	5 U	5 U	5 U	5 U	5 U	5 U	5 U	5 U	5 U	5 U	10 U	50 U	2.5 U	1 U	250 U	1 U	1 U	50 U	5 U	5 U	5 U	5 U	5 U
Ethyl ether	NS	10 U	2.5 U	2.5 U	2.5 U	2.5 U	2.5 U	2.5 U	2.5 U	2.5 U	2.5 U	2.5 U	2.5 U	2.5 U	2.5 U	2.5 U	2.5 U	2.5 U	2.5 U	2.5 U	5 U	35 U	1.8 U	0.7 U	180 U	0.7 U	0.7 U	25 U	2.5 U	2.5 U	2.5 U	2.5 U	2.5 U
Ethylbenzene	5	10 U	2.5 U	2.5 U	2.5 U	2.5 U	2.5 U	0.17 J	0.1 J	2.5 U	2.5 U	2.5 U	2.5 U	2.5 U	2.5 U	2.5 U	2.5 U	2.5 U	2.5 U	2.5 U	5 U	35 U	1.8 U	0.7 U	180 U	0.7 U	0.7 U	25 U	2.5 U	2.5 U	2.5 U	2.5 U	2.5 U
Hexachlorobutadiene	0.5	10 U	2.5 U	2.5 U	2.5 U	2.5 U	2.5 U	2.5 U	2.5 U	2.5 U	2.5 U	2.5 U	2.5 U	2.5 U	2.5 U	2.5 U	2.5 U	2.5 U	2.5 U	2.5 U	5 U	35 U	1.8 U	0.7 U	180 U	0.7 U	0.7 U	25 U	2.5 U	2.5 U	2.5 U	2.5 U	2.5 U
Isopropylbenzene	5	10 U	2.5 U	2.5 U	2.5 U	2.5 U	2.5 U	2.5 U	2.5 U	2.5 U	2.5 U	2.5 U	2.5 U	2.5 U	2.5 U	2.5 U	2.5 U	2.5 U	2.5 U	2.5 U	5 U	35 U	1.8 U	0.7 U	180 U	0.7 U	2.8	25 U	2.5 U	2.5 U	2.5 U	2.5 U	2.5 U
Methyl tert butyl ether	10	10 U	2.5 U	2.5 U	0.81 J	0.47 J	2.5 U	2.5 U	2.5 U	2.5 U	2.5 U	2.5 U	2.5 U	2.5 U	1.8 J	2.5 U	2.5 U	2.5 U	2.5 U	2.5 U	5 U	35 U	1.8 U	0.7 U	180 U	0.7 U	0.7 U	25 U	2.5 U	2.5 U	2.5 U	2.5 U	2.5 U
Methylene chloride	5	10 U	2.5 U	2.5 U	2.5 U	2.5 U	2.5 U	2.5 U	2.5 U	2.5 U	2.5 U	2.5 U	2.5 U	2.5 U	2.5 U	2.5 U	2.5 U	2.5 U	2.5 U	2.5 U	0.92 J	35 U	1.8 U	0.7 U	180 U	1.2 J	0.7 U	25 U	2.5 U	2.5 U	2.5 U	2.5 U	2.5 U
n-Butylbenzene	5	10 U	2.5 U	2.5 U	2.5 U	2.5 U	2.5 U	2.5 U	2.5 U	2.5 U	2.5 U	2.5 U	2.5 U	2.5 U	2.5 U	2.5 U	2.5 U	2.5 U	2.5 U	2.5 U	5 U	35 U	1.8 U	0.7 U	180 U	0.7 U	0.7 U	25 U	2.5 U	2.5 U	2.5 U	2.5 U	2.5 U
n-Propylbenzene	5	10 U	2.5 U	2.5 U	2.5 U	2.5 U	2.5 U	2.5 U	2.5 U	2.5 U	2.5 U	2.5 U	2.5 U	2.5 U	2.5 U	2.5 U	2.5 U	2.5 U	2.5 U	2.5 U	5 U	35 U	1.8 U	0.7 U	180 U	0.7 U	0.7 U	25 U	2.5 U	2.5 U	2.5 U	2.5 U	2.5 U
Naphthalene	10	10 U	0.35 J	2.5 U	2.5 U	2.5 U	1 J	0.31 J	0.19 J	2.5 U	2.5 U	2.5 U	2.5 U	0.47 J	2.5 U	2.5 U	2.5 U	2.5 U	2.5 U	2.5 U	5 U	35 U	1.8 U	29	180 U	0.7 U	0.7 U	25 U	2.5 U	2.5 U	2.5 U	2.5 U	2.5 U
o-Chlorotoluene	5	10 U	2.5 U	2.5 U	2.5 U	2.5 U	2.5 U	2.5 U	2.5 U	2.5 U	2.5 U	2.5 U	2.5 U	2.5 U	2.5 U	2.5 U	2.5 U	2.5 U	2.5 U	2.5 U	5 U	35 U	1.8 U	0.7 U	180 U	0.7 U	0.7 U	25 U	2.5 U	2.5 U	2.5 U	2.5 U	2.5 U
o-Xylene	5	1.11 J	2.5 U	2.5 U	2.5 U	2.5 U	2.5 U	2.5 U	2.5 U	2.5 U	2.5 U	0.52 J	2.5 U	2.5 U	2.5 U	2.5 U	2.5 U	2.5 U	2.5 U	2.5 U	5 U	35 U	1.8 U	0.96 J	180 U	0.7 U	0.7 U	25 U	2.5 U	2.5 U	2.5 U	2.5 U	2.5 U
p-Chlorotoluene	5	10 U	2.5 U	2.5 U	2.5 U	2.5 U	2.5 U	2.5 U	2.5 U	2.5 U	2.5 U	2.5 U	2.5 U	2.5 U	2.5 U	2.5 U	2.5 U	2.5 U	2.5 U	2.5 U	5 U	35 U	1.8 U	0.7 U	180 U	0.7 U	0.7 U	25 U	2.5 U	2.5 U	2.5 U	2.5 U	2.5 U
p-Diethylbenzene	NS	0.97 J	2 U	2 U	2 U	2 U	2 U	2 U	2 U	2 U	2 U	0.84 J	2 U	0.26 J	2 U	2 U	0.12 J	2 U	0.31 J	0.18 J	1.26 J	35 U	1.8 U	0.82 J	180 U	0.7 U	1.2 J	20 U	2 U	2 U	2 U	2 U	2 U
p-Ethyltoluene	NS	0.47 J	2 U	2 U	2 U	2 U	2 U	2 U	2 U	2 U	2 U	0.39 J	2 U	0.12 J	2 U	2 U	2 U	2 U	2 U	2 U	4 U	35 U	1.8 U	0.7 U	180 U	0.7 U	0.7 U	20 U	2 U	2 U	2 U	2 U	2 U
p-Isopropyltoluene	5	10 U	2.5 U	2.5 U	2.5 U	2.5 U	2.5 U	2.5 U	2.5 U	2.5 U	2.5 U	2.5 U	2.5 U	2.5 U	2.5 U	2.5 U	2.5 U	2.5 U	2.5 U	2.5 U	5 U	35 U	1.8 U	0.7 U	180 U	0.7 U	0.7 U	25 U	2.5 U	2.5 U	2.5 U	2.5 U	2.5 U
p/m-Xylene	5	10 U	2.5 U	2.5 U	2.5 U	2.5 U	0.12 J	0.16 J	0.13 J	0.11 J	0.1 J	0.53 J	2.5 U	2.5 U	2.5 U	2.5 U	2.5 U	2.5 U	2.5 U	2.5 U	5 U	35 U	1.8 U	0.7 U	180 U	0.7 U	0.7 U	25 U	2.5 U	2.5 U	2.5 U	2.5 U	2.5 U
sec-Butylbenzene	5	10 U	2.5 U	2.5 U	2.5 U	2.5 U	2.5 U	2.5 U	2.5 U	2.5 U	2.5 U	0.31	2.5 U	2.5 U	2.5 U	2.5 U	2.5 U	2.5 U	2.5 U	2.5 U	5 U	35 U	1.8 U	1.3 J	180 U	0.7 U	0.94 J	25 U	2.5 U	2.5 U	2.5 U	2.5 U	2.5 U
Styrene	5	10 U	2.5 U	2.5 U	2.5 U	2.5 U	2.5 U	2.5 U	2.5 U	2.5 U	2.5 U	2.5 U	2.5 U	2.5 U	2.5 U	2.5 U	2.5 U	2.5 U	2.5 U	2.5 U	5 U	35 U	1.8 U	0.7 U	180 U	0.7 U	0.7 U	25 U	2.5 U	2.5 U	2.5 U	2.5 U	2.5 U
tert-Butylbenzene	5	10 U	2.5 U	2.5 U	2.5 U	2.5 U	2.5 U	2.5 U	2.5 U	2.5 U	2.5 U	2.5 U	2.5 U	2.5 U	2.5 U	2.5 U	2.5 U	2.5 U	2.5 U	2.5 U	5 U	35 U	1.8 U	0.7 U	180 U	0.7 U	0.7 U	25 U	2.5 U	2.5 U	2.5 U	2.5 U	2.5 U
Tetrachloroethene	5	4.4	0.55	0.5 U	0.5 U	0.5 U	0.56	0.17 J	0.12 J	0.8	1.3	84	0.53	100	16 J	36 J	21	15	62 J	41	230	9 U	36	0.29 J	73 J	12	4.5	5 U	0.5 U	0.5 U	0.5 U	0.5 U	0.5 U
Toluene	5	10 U	2.5 U	2.5 U	2.5 U	2.5 U	2.5 U	2.5 U	0.14 J	0.14 J	0.16 J	0.19 J	0.34 J	2.5 U	2.5 U	2.5 U	2.5 U	2.5 U	2.5 U	2.5 U	5 U	35 U	1.8 U	0.7 U	180 U	0.7 U	0.7 U	16 J	2.5 U	2.5 U	2.5 U	2.5 U	2.5 U
trans-1,2-Dichloroethene	5	4.8 J	2.5 U	2.5 U	2.5 U	2.5 U	2.5 U	2.5 U	2.5 U	2.5 U	2.5 U	8.1 J	2.5 U	2.5 U	2.5 U	2.5 U	2.5 U	2.5 U	2.5 U	2.5 U	5 U	35 U	1.8 U	0.7 U	180 U	1.5 J	1.6 J	25 U	2.5 U	2.5 U	2.5 U	2.5 U	2.5 U
trans-1,3-Dichloropropene	0.4	2 U	0.5 U	0.5 U	0.5 U	0.5 U	0.5 U	0.5 U	0.5 U	0.5 U	0.5 U	0.5 U	0.5 U	0.5 U	0.5 U	0.5 U	0.5 U	0.5 U	0.5 U	0.5 U	1 U	8 U	0.41 U	0.16 U	41 U	0.16 U	0.16 U	5 U	0.5 U	0.5 U	0.5 U	0.5 U	0.5 U
trans-1,4-D

Table 3

Historic Groundwater Sampling Results
3140 Coney Island Avenue, Brooklyn, New York

| Client Sample ID: | | MW-1 | MW-2 | MW-3 | MW-4 | | MW-5 | | MW-6 | MW-7 | | MW-8 | MW-9 | MW-10 | | |

Table 3

Historic Groundwater Sampling Results
3140 Coney Island Avenue, Brooklyn, New York

Client Sample ID:		MW-11																				MW-12																	
Depth:	NYSDEC (1) Ambient Water Quality Standards	-	-	-	-	-	-	-	-	-	-	-	-	-	-	-	-	-	-	-	-	-	-	-	-	-	-	-	-	-	-	-	-	-	-	-	-	-	-
Sampling Date:		10/9/2014	10/2/2015	3/29/2016	6/22/2016	9/16/2016	12/6/2016	3/1/2017	6/1/2017	9/20/2017	12/13/2017	3/14/2018	9/5/2018	3/6/2019	9/14/2019	5/11/2020	1/12/2021	10/2/2015	3/29/2016	6/22/2016	9/16/2016	12/6/2016	3/1/2017	6/1/2017	9/20/2017	12/13/2017	3/14/2018	9/5/2018	3/6/2019	9/16/2019	5/11/2020	1/12/2021								
Laboratory ID:		L1423615-03	L1524907-02	L1609110-02	L1619370-02	L1629516-02	L1639729-09	L1706520-01	L1718024-08	L1733661-08	L1746240-02	L1808694-02	L1835036-02	L1908838-08	L1942467-02	NA	NA	L1524907-03	L1609110-03	L1619370-03	L1629516-03	L1639729-03	L1706520-03	L1718024-04	L1733661-03	L1746240-03	L1808694-03	L1835036-03	L1908838-08	L1942467-03	L2019409-02	L2102213-02								
Volatile Organic Compounds in µg/L																																							
1,1,1,2-Tetrachloroethane	5	0.7 U	0.7 U	0.7 U	2.5 U	0.7 U	2.5 U	2.5 U	2.5 U	2.5 U	2.5 U	0.7 U	2.5 U	0.7 U	2.5 U	0.7 U	NC	NC	0.7 U	0.7 U	2.5 U	0.7 U	2.5 U	2.5 U	2.5 U	2.5 U	2.5 U	0.7 U	2.5 U	0.7 U	2.5 U	0.7 U	2.5 U	2.5 U	0.7 U	2.5 U	2.5 U	0.7 U	2.5 U	0.7 U
1,1,1-Trichloroethane	5	0.7 U	0.7 U	0.7 U	2.5 U	0.7 U	2.5 U	2.5 U	2.5 U	2.5 U	2.5 U	0.7 U	2.5 U	0.7 U	2.5 U	0.7 U	NC	NC	0.7 U	0.7 U	2.5 U	0.7 U	2.5 U	2.5 U	2.5 U	2.5 U	2.5 U	0.7 U	2.5 U	0.7 U	2.5 U	0.7 U	2.5 U	2.5 U	0.7 U	2.5 U	2.5 U	0.7 U	2.5 U	0.7 U
1,1,2,2-Tetrachloroethane	5	0.14 U	0.14 U	0.14 U	0.5 U	0.17 U	0.5 UJ	0.5 U	0.5 U	0.5 U	0.5 U	0.17 U	0.5 U	0.17 U	0.5 U	0.17 U	NC	NC	0.14 U	0.14 U	0.5 U	0.17 U	0.5 UJ	0.5 U	0.5 U	0.5 U	0.5 U	0.17 U	0.5 U	0.17 U	0.5 U	0.17 U	0.5 U	0.5 U	0.17 U	0.5 U	0.5 U	0.17 U	0.5 U	0.17 U
1,1,2-Trichloroethane	1	0.5 U	0.5 U	0.5 U	1.5 U	0.5 U	1.5 UJ	1.5 U	1.5 U	1.5 U	1.5 U	0.5 U	1.5 U	0.5 U	1.5 U	0.5 U	NC	NC	0.5 U	0.5 U	1.5 U	0.5 U	1.5 UJ	1.5 U	1.5 U	1.5 U	1.5 U	0.5 U	1.5 U	0.5 U	1.5 U	0.5 U	1.5 U	1.5 U	0.5 U	1.5 U	1.5 U	0.5 U	1.5 U	0.5 U
1,1-Dichloroethane	5	0.7 U	0.7 U	0.7 U	2.5 U	0.7 U	2.5 U	2.5 U	2.5 U	2.5 U	2.5 U	0.7 U	2.5 U	0.7 U	2.5 U	0.7 U	NC	NC	0.7 U	0.7 U	2.5 U	0.7 U	2.5 U	2.5 U	2.5 U	2.5 UJ	2.5 U	0.7 U	2.5 U	0.7 U	2.5 U	0.7 U	2.5 U	2.5 U	0.7 U	2.5 U	2.5 U	0.7 U	2.5 U	0.7 U
1,1-Dichloroethene	5	0.14 U	0.14 U	0.14 U	0.5 U	0.17 U	0.5 U	0.5 U	0.5 U	0.5 U	0.5 U	0.17 U	0.5 U	0.17 U	0.5 U	0.17 U	NC	NC	0.14 U	0.14 U	0.5 U	0.17 U	0.5 U	0.5 U	0.5 U	0.5 U	0.5 U	0.17 U	0.5 U	0.17 U	0.5 U	0.17 U	0.5 U	0.5 U	0.17 U	0.5 U	0.5 U	0.17 U	0.5 U	0.17 U
1,1-Dichloropropene	5	0.7 U	0.7 U	0.7 U	2.5 U	0.7 U	2.5 U	2.5 U	2.5 U	2.5 U	2.5 U	0.7 U	2.5 U	0.7 U	2.5 U	0.7 U	NC	NC	0.7 U	0.7 U	2.5 U	0.7 U	2.5 U	2.5 U	2.5 U	2.5 U	2.5 U	0.7 U	2.5 U	0.7 U	2.5 U	0.7 U	2.5 U	2.5 U	0.7 U	2.5 U	2.5 U	0.7 U	2.5 U	0.7 U
1,2,3-Trichlorobenzene	5	0.7 U	0.7 U	0.7 U	2.5 UJ	0.7 U	2.5 UJ	2.5 U	2.5 U	2.5 U	2.5 U	0.7 UJ	2.5 U	0.7 UJ	2.5 U	0.7 U	NC	NC	0.7 UJ	0.7 U	2.5 U	0.7 U	2.5 UJ	2.5 U	2.5 U	2.5 UJ	2.5 U	0.7 UJ	2.5 U	0.7 U	2.5 U	0.7 U	2.5 U	2.5 U	0.7 U	2.5 U	2.5 U	0.7 U	2.5 U	0.7 U
1,2,3-Trichloropropane	0.04	0.7 U	0.7 U	0.7 U	2.5 U	0.7 U	2.5 U	2.5 U	2.5 U	2.5 U	2.5 U	0.7 U	2.5 U	0.7 U	2.5 U	0.7 U	NC	NC	0.7 U	0.7 U	2.5 U	0.7 U	2.5 U	2.5 U	2.5 U	2.5 U	2.5 U	0.7 U	2.5 U	0.7 U	2.5 U	0.7 U	2.5 U	2.5 U	0.7 U	2.5 U	2.5 U	0.7 U	2.5 U	0.7 U
1,2,4,5-Tetramethylbenzene	NS	0.65 U	0.65 U	0.65 U	2 U	0.54 U	2 U	2 U	2 UJ	2 U	2 U	0.54 U	2 U	0.54 U	2 U	0.54 U	NC	NC	0.92 J	0.65 U	2 U	0.71 J	2 U	2 U	2 U	2 U	2 U	0.54 U	2 U	0.54 U	2 U	0.54 U	2 U	2 U	0.54 U	2 U	2 U	0.54 U	2 U	0.54 U
1,2,4-Trichlorobenzene	5	0.7 U	0.7 U	0.7 U	2.5 U	0.7 U	2.5 U	2.5 U	2.5 U	2.5 U	2.5 U	0.7 U	2.5 U	0.7 U	2.5 U	0.7 U	NC	NC	0.7 UJ	0.7 U	2.5 U	0.7 U	2.5 U	2.5 U	2.5 U	2.5 U	2.5 U	0.7 U	2.5 U	0.7 U	2.5 U	0.7 U	2.5 U	2.5 U	0.7 U	2.5 U	2.5 U	0.7 U	2.5 U	0.7 U
1,2,4-Trimethylbenzene	5	0.7 U	0.7 U	0.7 U	2.5 U	0.7 U	2.5 U	2.5 U	2.5 U	2.5 U	2.5 U	0.7 U	2.5 U	0.7 U	2.5 U	0.7 U	NC	NC	0.7 U	0.7 U	2.5 U	0.7 U	2.5 U	2.5 U	2.5 U	2.5 U	2.5 U	0.7 U	2.5 U	0.7 U	2.5 U	0.7 U	2.5 U	2.5 U	0.7 U	2.5 U	2.5 U	0.7 U	2.5 U	0.7 U
1,2-Dibromo-3-chloropropane	0.04	0.7 U	0.7 U	0.7 U	2.5 U	0.7 U	2.5 UJ	2.5 UJ	2.5 UJ	2.5 U	2.5 U	0.7 U	2.5 U	0.7 U	2.5 U	0.7 U	NC	NC	0.7 U	0.7 U	2.5 U	0.7 U	2.5 UJ	2.5 UJ	2.5 UJ	2.5 U	2.5 U	0.7 U	2.5 U	0.7 U	2.5 U	0.7 U	2.5 U	2.5 U	0.7 U	2.5 U	2.5 U	0.7 U	2.5 U	0.7 U
1,2-Dibromoethane	0.0006	0.65 U	0.65 U	0.65 U	2 U	0.65 U	2 U	2 U	2 U	2 U	2 U	0.65 U	2 U	0.65 U	2 U	0.65 U	NC	NC	0.65 U	0.65 U	2 U	0.65 U	2 U	2 U	2 U	2 U	2 U	0.65 U	2 U	0.65 U	2 U	0.65 U	2 U	2 U	0.65 U	2 U	2 U	0.65 U	2 U	0.65 U
1,2-Dichlorobenzene	3	0.7 U	0.7 U	0.7 U	2.5 U	0.7 U	2.5 U	2.5 U	2.5 U	2.5 U	2.5 U	0.7 U	2.5 U	0.7 U	2.5 U	0.7 U	NC	NC	0.7 U	0.7 U	2.5 U	0.7 U	2.5 U	2.5 U	2.5 U	2.5 U	2.5 U	0.7 U	2.5 U	0.7 U	2.5 U	0.7 U	2.5 U	2.5 U	0.7 U	2.5 U	2.5 U	0.7 U	2.5 U	0.7 U
1,2-Dichloroethane	0.6	0.13 U	0.13 U	0.13 U	0.5 U	0.13 U	0.5 U	0.5 U	0.5 U	0.5 U	0.5 U	0.13 U	0.5 U	0.13 U	0.5 U	0.13 U	NC	NC	0.13 U	0.13 U	0.5 U	0.13 U	0.5 U	0.5 U	0.5 U	0.5 U	0.5 U	0.13 U	0.5 U	0.13 U	0.5 U	0.13 U	0.5 U	0.5 U	0.13 U	0.5 U	0.5 U	0.13 U	0.5 U	0.13 U
1,2-Dichloropropane	NS	0.13 U	0.13 U	0.13 U	1 U	0.14 U	1 U	1 U	1 U	1 U	1 U	0.14 UJ	1 U	0.14 U	1 U	0.14 U	NC	NC	0.13 U	0.13 U	1 U	0.14 U	1 U	1 U	1 U	1 U	1 U	0.14 UJ	1 U	0.14 U	1 U	0.14 U	1 U	1 U	0.14 UJ	1 U	1 U	0.14 U	1 U	0.14 U
1,3,5-Trimethylbenzene	1	0.7 U	0.7 U	0.7 U	2.5 U	0.7 U	2.5 U	2.5 U	2.5 U	2.5 U	2.5 U	0.7 U	2.5 U	0.7 U	2.5 U	0.7 U	NC	NC	0.7 U	0.7 U	2.5 U	0.7 U	2.5 U	2.5 U	2.5 U	2.5 U	2.5 U	0.7 U	2.5 U	0.7 U	2.5 U	0.7 U	2.5 U	2.5 U	0.7 U	2.5 U	2.5 U	0.7 U	2.5 U	0.7 U
1,3-Dichlorobenzene	5	0.7 U	0.7 U	0.7 U	2.5 U	0.7 U	2.5 U	2.5 U	2.5 U	2.5 U	2.5 U	0.7 U	2.5 U	0.7 U	2.5 U	0.7 U	NC	NC	0.7 U	0.7 U	2.5 U	0.7 U	2.5 U	2.5 U	2.5 U	2.5 U	2.5 U	0.7 U	2.5 U	0.7 U	2.5 U	0.7 U	2.5 U	2.5 U	0.7 U	2.5 U	2.5 U	0.7 U	2.5 U	0.7 U
1,3-Dichloropropane	3	0.7 U	0.7 U	0.7 U	2.5 U	0.7 U	2.5 U	2.5 U	2.5 U	2.5 U	2.5 U	0.7 U	2.5 U	0.7 U	2.5 U	0.7 U	NC	NC	0.7 U	0.7 U	2.5 U	0.7 U	2.5 U	2.5 U	2.5 U	2.5 U	2.5 U	0.7 U	2.5 U	0.7 U	2.5 U	0.7 U	2.5 U	2.5 U	0.7 U	2.5 U	2.5 U	0.7 U	2.5 U	0.7 U
1,4-Dichlorobenzene	5	0.7 U	0.7 U	0.7 U	2.5 U	0.7 U	2.5 U	2.5 U	2.5 U	2.5 U	2.5 U	0.7 U	2.5 U	0.7 U	2.5 U	0.7 U	NC	NC	0.7 U	0.7 U	2.5 U	0.7 U	2.5 U	2.5 U	2.5 U	2.5 U	2.5 U	0.7 U	2.5 U	0.7 U	2.5 U	0.7 U	2.5 U	2.5 U	0.7 U	2.5 U	2.5 U	0.7 U	2.5 U	0.7 U
1,4-Dioxane	3	NC	NC	41 U	250 U	61 U	250 UJ	250 UJ	250 UJ	250 U	250 UJ	250 UJ	250 UJ	61 UJ	250 UJ	61 UJ	NC	NC	NC	41 U	250 U	61 U	250 UJ	250 UJ	250 UJ	250 UJ	250 UJ	61 UJ	250 UJ	61 UJ	250 U	61 UJ	250 UJ	250 UJ	61 UJ	250 U	61 UJ	250 U	61 UJ	250 U
2,2-Dichloropropane	NS	0.7 U	0.7 U	0.7 U	2.5 U	0.7 U	2.5 U	2.5 U	2.5 U	2.5 U	2.5 UJ	0.7 U	2.5 U	0.7 U	2.5 U	0.7 U	NC	NC	0.7 U	0.7 U	2.5 U	0.7 U	2.5 U	2.5 U	2.5 U	2.5 UJ	2.5 U	0.7 U	2.5 U	0.7 U	2.5 U	0.7 U	2.5 U	2.5 U	0.7 U	2.5 U	2.5 U	0.7 U	2.5 U	0.7 U
2-Butanone	5	1.9 U	1.9 U	1.9 U	5 U	1.9 U	5 U	5 U	5 UJ	5 U	5 UJ	1.9 UJ	5 U	1.9 U	5 U	1.9 U	NC	NC	1.9 U	1.9 U	5 U	1.9 U	5 UJ	5 U	5 UJ	5 U	5 UJ	5 U	5 UJ	1.9 U	5 U	1.9 U	5 U	5 UJ	5 U	5 UJ	1 U	5 U	1.9 U	5 U	1.9 U
2-Hexanone	50	1 U	1 U	1 U	5 U	1 U	5 UJ	5 U	5 UJ	5 U	5 UJ	1 U	5 U	1 U	5 U	1 U	NC	NC	1 U	1 U	5 U	1 U	5 UJ	5 U	5 UJ	5 U	5 UJ	1 U	5 U	1 U	5 U	1 U	5 U	5 UJ	5 U	5 UJ	1 U	5 U	1 U	5 U	1 U
4-Methyl-2-pentanone	NS	1 U	1 U	1 U	5 U	1 U	5 UJ	5 U	5 UJ	5 U	5 U	1 U	5 U	1 U	5 U	1 U	NC	NC	1 U	1 U	5 U	1 U	5 UJ	5 U	5 UJ	5 U	5 UJ	1 U	5 U	1 U	5 U	1 U	5 U	5 UJ	5 U	5 UJ	1 U	5 U	1 U	5 U	1 U
Acetone	50	1.5 U	1.5 U	1.5 U	5 U	1.5 U	5 UJ	5 U	5 UJ	5 U	5 UJ	4.4 J	5 UJ	1.5 UJ	1.8 J	5 U	NC	NC	1.5 U	1.5 U	5 U	1.5 U	5 U	5 U	5 U	5 U	3.9 J	1.5 UJ	5 U	3.4 J	5 U	1.5 U	5 U	5 U	5 U	5 U	1.5 U	5 U	1.5 U	5 U	1.5 U
Acrylonitrile	5	1.5 U	1.5 U	1.5 U	5 U	1.5 U	5 U	5 U	5 U	5 U	5 U	1.5 UJ	5 U	1.5 U	5 U	1.5 U	NC	NC	1.5 U	1.5 U	5 U	1.5 U	5 U	5 U	5 U	5 U	5 U	1.5 U	5 U	1.5 U	5 U	1.5 U	5 U	5 U	5 U	5 U	1.5 U	5 U	1.5 U	5 U	1.5 U
Benzene	1	0.16 U	0.16 U	0.16 U	0.5 U	0.16 U	0.5 U	0.5 U	0.5 U	0.5 U	0.5 U	0.16 U	0.5 U	0.16 U	0.5 U	0.16 U	NC	NC	0.16 U	0.16 U	0.5 U	0.16 U	0.5 U	0.5 U	0.5 U	0.5 U	0.5 U	0.16 U	0.5 U	0.16 U	0.5 U	0.16 U	0.5 U	0.5 U	0.16 U	0.5 U	0.5 U	0.16 U	0.5 U	0.16 U
Bromobenzene	5	0.7 U	0.7 U	0.7 U	2.5 U	0.7 U	2.5 U	2.5 U	2.5 U	2.5 U	2.5 U	0.7 U	2.5 U	0.7 U	2.5 U	0.7 U	NC	NC	0.7 U	0.7 U	2.5 U	0.7 U	2.5 U	2.5 U	2.5 U	2.5 U	2.5 U	0.7 U	2.5 U	0.7 U	2.5 U	0.7 U	2.5 U	2.5 U	0.7 U	2.5 U	2.5 U	0.7 U	2.5 U	0.7 U
Bromochloromethane	5	0.7 U	0.7 U	0.7 U	2.5 U	0.7 U	2.5 U	2.5 U	2.5 U	2.5 U	2.5 U	0.7 U	2.5 U	0.7 U	2.5 U	0.7 U	NC	NC	0.7 U	0.7 U	2.5 U	0.7 U	2.5 U	2.5 U	2.5 U	2.5 U	2.5 U	0.7 U	2.5 U	0.7 U	2.5 U	0.7 U	2.5 U	2.5 U	0.7 U	2.5 U	2.5 U	0.7 U	2.5 U	0.7 U
Bromodichloromethane	50	0.19 U	0.19 U	0.19 U	0.5 U	0.19 U	0.5 U	0.5 U	0.5 U	0.5 U	0.5 U	0.19 U	0.5 U	0.19 U	0.5 U	0.19 U	NC	NC	0.19 U	0.19 U	0.5 U	0.19 U	0.5 U	0.5 U	0.5 U	0.5 U	0.5 U	0.19 U	0.5 U	0.19 U	0.5 U	0.19 U	0.5 U	0.5 U	0.19 U	0.5 U	0.5 U	0.19 U	0.5 U	0.19 U
Bromoform	50	0.65 U	0.65 U	0.65 U	2 U	0.65 U	2 U	2 U	2 U	2 U	2 U	0.65 U	2 U	0.65 U	2 U	0.65 U	NC	NC	0.65 U	0.65 U	2 U	0.65 U	2 U	2 U	2 U	2 U	2 U	0.65 U	2 U	0.65 U	2 U	0.65 U	2 U	2 U	0.65 U	2 U	2 U	0.65 U	2 U	0.65 U
Bromomethane	5	0.7 U	0.7 U	0.7 U	2.5 U	0.7 U	2.5 U	2.5 U	2.5 U	2.5 UJ	2.5 UJ	0.7 UJ	2.5 U	0.7 U	2.5 U	0.7 U	NC	NC	0.7 UJ	0.7 U	2.5 U	0.7 U	2.5 U	2.5 U	2.5 U	2.5 UJ	2.5 UJ	2.5 UJ	2.5 UJ	0.7 UJ	2.5 U	0.7 U	2.5 U	2.5 U	0.7 U	2.5 U	2.5 U	0.7 U	2.5 U	0.7 U
Carbon disulfide	60	1 U	1 U	1 U	5 U	1 U	5 U	5 U	5 UJ	5 U	5 U	1 U	5 U	1 U	5 U	1 U	NC	NC	1 U	1 U	5 U	1 U	5 UJ	5 U	5 UJ	5 U	5 UJ	1 U	5 U	1 U	5 U	1 U	5 U	5 UJ	5 U	5 UJ	1 U	5 U	1 U	5 U	1 U
Carbon tetrachloride	5	0.13 U	0.13 U	0.13 U	0.5 U	0.13 U	0.5 U	0.5 U	0.5 U	0.5 U	0.5 U	0.13 UJ	0.5 U	0.13 UJ	0.5 U	0.13 U	NC	NC	0.13 U	0.13 U	0.5 U	0.13 U	0.5 U	0.5 U	0.5 U	0.5 U	0.5 U	0.13 UJ	0.5 U	0.13 UJ	0.5 U	0.13 U	0.5 U	0.5 U	0.13 UJ	0.5 U	0.5 U	0.13 U	0.5 U	0.13 U
Chlorobenzene	5	0.7 U	0.7 U	0.7 U	2.5 U	0.7 U	2.5 U	2.5 U	2.5 U	2.5 U	2.5 U	0.7 U	2.5 U	0.7 U	2.5 U	0.7 U	NC	NC	0.7 U	0.7 U	2.5 U	0.7 U	2.5 U	2.5 U	2.5 U	2.5 U	2.5 U	0.7 U	2.5 U	0.7 U	2.5 U	0.7 U	2.5 U	2.5 U	0.7 U	2.5 U	2.5 U	0.7 U	2.5 U	0.7 U
Chloroethane	5	0.7 U	0.7 U	0.7 U	2.5 U	0.7 U	2.5 U	2.5 U	2.5 UJ	2.5 U	2.5 U	0.7 U	2.5 U	0.7 U	2.5 U	0.7 U	NC	NC	0.7 U	0.7 U	2.5 U	0.7 U	2.5 U	2.5 UJ	2.5 U	2.5 U	2.5 U	0.7 U	2.5 U	0.7 U	2.5 U	0.7 U	2.5 U	2.5 U	0.7 U	2.5 U	2.5 U	0.7 U	2.5 U	0.7 U
Chloroform	7	0.7 U	0.7 U	0.7 U	2.5 U	0.7 U	2.5 U	2.5 U	2.5 U	1.2 J	2.5 U	0.7 U	2.5 U	0.7 U	2.5 U	0.7 U	NC	NC	0.7 U	0.7 U	2.5 U	0.7 U	1.7 J	2.5 U	2.5 U	2.5 U	2.5 U	0.7 U	2.5 U	0.7 U	2.5 U	0.7 U	2.5 U	2.5 U	0.7 U	2.5 U	2.5 U	0.7 U	2.5 U	0.7 U
Chloromethane	NS	0.7 U	0.7 U	0.7 U	2.5 U	0.7 U	2.5 UJ	2.5 UJ	2.5 UJ	2.5 U	2.5 UJ	0.7 UJ	2.5 U	0.7 U	2.5 U	0.7 U	NC	NC	0.7 U	0.7 U	2.5 U	0.7 U	2.5 UJ	2.5 UJ	2.5 UJ	2.5 UJ	2.5 UJ	0.7 UJ	2.5 U	0.7 U	2.5 U	0.7 U	2.5 U	2.5 U	0.7 U	2.5 U	2.5 U	0.7 U	2.5 U	0.7 U
cis-1,2-Dichloroethene	5	0.7 U	1 U	0.7 U	2.5 U	0.7 U	2.5 U	2.5 U	2.5 U	2.5 U	2.5 U	0.7 U	2.5 U	0.7 U	2.5 U	0.7 U	NC	NC	31	1.5	18	5.4	21	1.1 J	20	1.7 J	1.6 J	7.3	1.4 J	0.78 J	3.5	0.85 J	1.4 J							
cis-1,3-Dichloropropene	0.4	0.14 U	0.14 U	0.14 U	0.5 U	0.14 U	0.5 U	0.5 U	0.5 U	0.5 U	0.5 U	0.14 U	0.5 U	0.14 U	0.5 U	0.14 U	NC	NC	0.14 U	0.14 U	0.5 U	0.14 U	0.5 U	0.5 U	0.5 U	0.5 U	0.5 U	0.14 U	0.5 U	0.14 U	0.5 U	0.14 U	0.5 U	0.5 U	0.14 U	0.5 U	0.5 U	0.14 U	0.5 U	0.14 U
Dibromochloromethane	50	0.15 U	0.15 U	0.15 U	0.5 U	0.15 U	0.5 U	0.5 U	0.5 U	0.5 U	0.5 U	0.15 U	0.5 U	0.15 U	0.5 U	0.15 U	NC	NC	0.15 U	0.15 U	0.5 U	0.15 U	0.5 U	0.5 U	0.5 U	0.5 U	0.5 U	0.15 U	0.5 U	0.15 U	0.5 U	0.15 U	0.5 U	0.5 U	0.15 U	0.5 U	0.5 U	0.15 U	0.5 U	0.15 U
Dibromomethane	5	1 U	1 U	1 U	5 U	1 U	5 U	5 U	5 U	5 U	5 U	1 U	5 U	1 U	5 U	1 U	NC	NC	1 U	1 U	5 U	1 U	5 U	5 U	5 U	5 U	5 U	1 U	5 U	1 U	5 U	1 U	5 U	5 U	1 U	5 U	5 U	1 U	5 U	1 U
Dichlorodifluoromethane	5	1 U	1 U	1 U	5 U	1 U	5 UJ	5 UJ	5 UJ	5 U	5 UJ	1 U	5 U	1 U	5 U	1 U	NC	NC	1 U	1 U	5 U	1 U	5 UJ	5 UJ	5 UJ	5 UJ	5 UJ	1 U	5 U	1 U	5 U	1 U	5 U	5 UJ	1 UJ	5 U	5 U	1 U	5 U	1 U
Ethyl ether	NS	0.7 U	0.7 U	0.7 U	2.5 U	0.7 U	2.5 UJ	2.5 U	2.5 U	2.5 U	2.5 UJ	0.7 U	2.5 U	0.7 U	2.5 U	0.7 U	NC	NC	0.7 U	0.7 U	2.5 U	0.7 U	2.5 U	2.5 UJ	2.5 UJ	2.5 U	2.5 U	0.7 U	2.5 U	0.7 U	2.5 U	0.7 U	2.5 U	2.5 U	0.7 U	2.5 U	2.5 U	0.7 U	2.5 U	0.7 U
Ethylbenzene	5	0.7 U	0.7 U	0.7 U	2.5 U	0.7 U	2.5 U	2.5 U	2.5 U	2.5 U	2.5 U	0.7 U	2.5 U	0.7 U	2.5 U	0.7 U	NC	NC	0.7 U	0.7 U	2.5 U	0.7 U	2.5 U	2.5 U	2.5 U	2.5 U	2.5 U	0.7 U	2.5 U	0.7 U	2.5 U	0.7 U	2.5 U	2.5 U	0.7 U	2.5 U	2.5 U	0.7 U	2.5 U	0.7 U
Hexachlorobutadiene	0.5	0.7 U	0.7 U	0.7 U	2.5 U	0.7 U	2.5 U	2.5 U	2.5 U	2.5 U	2.5 U	0.7 U	2.5 U	0.7 UJ	2.5 U	0.7 U	NC	NC	0.7 U	0.7 U	2.5 U	0.7 U	2.5 U	2.5 U	2.5 U	2.5 U	2.5 U	0.7 U	2.5 U	0.7 UJ	2.5 U	0.7 U	2.5 U	2.5 U	0.7 U	2.5 U	2.5 U	0.7 U	2.5 U	0.7 U
Isopropylbenzene	5	0.7 U	0.7 U	0.7 U	2.5 U	0.7 U	2.5 U	2.5 U	2.5 U	2.5 U	2.5 U	0.7 U	2.5 U	0.7 U	2.5 U	0.7 U	NC	NC	0.7 U	0.7 U	2.5 U	0.7 U	2.5 U	2.5 U	2.5 U	2.5 U	2.5 U	0.7 U	2.5 U	0.7 U	2.5 U	0.7 U	2.5 U	2.5 U	0.7 U	2.5 U	2.5 U	0.7 U	2.5 U	0.7 U
Methyl tert butyl ether	10	0.7 U	0.7 U	0.7 U	2.5 U	0.7 U	2.5 U	2.5 U	2.5 UJ	2.5 U	2.5 U	0.7 U	2.5 U	0.7 U	2.5 U	0.7 U	NC	NC	0.7 U	0.7 U	2.5 U	0.7 U	2.5 UJ	2.5 U	2.5 U	2.5 U	2.5 U	0.7 U	2.5 U	0.7 U	2.5 U	0.7 U	2.5 U	2.5 U	0.7 U	2.5 U	2.5 U	0.7 U	2.5 U	0.7 U
Methylene chloride	5	0.7 U	0.7 U	0.7 U	2.5 U	0.7 U	2.5 U	2.5 U	2.5 U	2.5 U	2.5 U	0.7 U	2.5 U	0.7 U	2.5 U	0.7 U	NC	NC	0.7 U	0.7 U	2.5 U	0.7 U	2.5 U	2.5 U	2.5 U	2.5 U	2.5 U	0.7 U	2.5 U	0.7 U	2.5 U	0.7 U	2.5 U	2.5 U	0.7 U	2.5 U	2.5 U	0.7 U	2.5 U	0.7 U
n-Butylbenzene	5	0.7 U	0.7 U	0.7 U	2.5 U	0.7 U	2.5 U	2.5 U	2.5 U	2.5 U	2.5 U	0.7 U	2.5 U	0.7 U	2.5 U	0.7 U	NC	NC	0.7 U	0.7 U	2.5 U	0.7 U	2.5 U	2.5 U	2.5 U	2.5 U	2.5 U	0.7 U	2.5 U	0.7 U	2.5 U	0.7 U	2.5 U	2.5 U	0.7 U	2.5 U	2.5 U	0.7 U	2.5 U	0.7 U
n-Propylbenzene	5	0.7 U	0.7 U	0.7 U	2.5 U	0.7 U	2.5 U	2.5 U	2.5 U	2.5 U	2.5 U	0.7 U	2.5 U	0.7 U	2.5 U	0.7 U	NC	NC	0.7 U	0.7 U	2.5 U	0.7 U	2.5 U	2.5 U	2.5 U	2.5 U	2.5 U	0.7 U	2.5 U	0.7 U	2.5 U	0.7 U	2.5 U	2.5 U	0.7 U	2.5 U	2.5 U	0.7 U	2.5 U	0.7 U
Naphthalene	10	0.7 U	0.7 U	0.7 U	2.5 U	0.7 U	2.5 UJ	2.5 U	2.5 U	2.5 U	2.5 U	0.7 UJ	2.5 U	0.7 UJ	2.5 U	0.7 U	NC	NC	0.7 UJ	0.7 U	2.5 U	0.96 J	2.5 UJ	2.5 U	2.5 U	2.5 U	2.5 U	0.7 UJ	2.5 U	0.7 U	2.5 U	0.7 U	2.5 U	2.5 U	0.7 U	2.5 U	2.5 U	0.7 U	2.5 U	0.7 U
o-Chlorotoluene	5	0.7 U	0.7 U	0.7 U	2.5 U	0.7 U	2.5 U	2.5 U	2.5 U	2.5 U	2.5 U	0.7 U	2.5 U	0.7 U	2.5 U	0.7 U	NC	NC	0.7 U	0.7 U	2.5 U	0.7 U	2.5 U	2.5 U	2.5 U	2.5 U	2.5 U	0.7 U	2.5 U	0.7 U	2.5 U	0.7 U	2.5 U	2.5 U	0.7 U	2.5 U	2.5 U	0.7 U	2.5 U	0.7 U
o-Xylene	5	0.7 U	0.7 U	0.7 U

Table 3

Historic Groundwater Sampling Results
3140 Coney Island Avenue, Brooklyn, New York

Client Sample ID:		MW-13																MW-14															
Depth:	NYSDEC (1)	-	-	-	-	-	-	-	-	-	-	-	-	-	-	-	-	-	-	-	-	-	-	-	-	-	-	-	-	-	-	-	-
Sampling Date:	Ambient Water	10/2/2015	3/29/2016	6/22/2016	9/16/2016	12/6/2016	3/1/2017	6/1/2017	9/20/2017	12/13/2017	3/14/2018	9/5/2018	3/6/2019	9/16/2019	5/11/2020	1/12/2021	10/2/2015	3/29/2016	6/22/2016	9/16/2016	12/6/2016	3/1/2017	6/1/2017	9/20/2017	12/13/2017	3/14/2018	9/5/2018	3/6/2019	9/16/2019	5/11/2020	1/12/2021
Laboratory ID:	Quality Standards	L1524907-04	L1609110-04	L1619370-04	L1629516-04	L1639729-04	L1706520-04	L1718024-03	L1733661-02	L1746240-04	L1808694-04	L1835036-04	L1908838-09	L1942467-04	L2019409-03	L2102213-03	L1524907-05	L1609110-05	L1619370-05	L1629516-05	L1639729-05	L1706520-05	L1718024-02	L1733661-01	L1746240-05	L1808694-05	L1835036-05	L1908838-10	L1942467-05	L2019409-04	L2102213-04
Volatile Organic Compounds in µg/L																														
1,1,1,2-Tetrachloroethane	5	1.8 U	0.7 U	2.5 U	1.4 U	2.5 U	2.5 U	2.5 U	2.5 U	2.5 U	0.7 U	2.5 U	0.7 U	2.5 U	2.5 U	0.7 U	18 U	0.7 U	120 U	14 UJ	25 U	25 U	50 U	5 U	2.5 U	1.8 U	10 U	3.5 U	12 U	5 U	0.7 U
1,1,1-Trichloroethane	5	1.8 U	0.7 U	2.5 U	1.4 U	2.5 U	2.5 U	2.5 U	2.5 U	2.5 U	0.7 U	2.5 U	0.7 U	2.5 U	2.5 U	0.7 U	18 U	0.7 U	120 U	14 UJ	25 U	25 U	50 U	5 U	2.5 U	1.8 U	10 U	3.5 U	12 U	5 U	0.7 U
1,1,2,2-Tetrachloroethane	5	0.36 U	0.14 U	0.5 U	0.33 UJ	0.5 UJ	0.5 U	0.5 U	0.5 U	0.5 U	0.17 U	0.5 U	0.17 U	0.5 U	0.5 U	0.17 U	3.6 U	0.17 J	25 U	3.3 UJ	5 UJ	5 U	10 U	1 U	0.5 U	0.42 U	2 U	0.84 U	2.5 U	1 U	0.17 U
1,1,2-Trichloroethane	1	1.2 U	0.5 U	1.5 U	1 U	1.5 UJ	1.4 J	1.5 U	1.5 U	1.5 U	0.5 U	1.5 U	0.5 U	1.5 U	1.5 U	0.5 U	12 U	0.5 U	75 U	10 UJ	15 UJ	15 U	30 U	3 U	1.5 U	1.2 U	6 U	2.5 U	7.5 U	3 U	0.5 U
1,1-Dichloroethane	5	1.8 U	0.7 U	2.5 U	1.4 U	2.5 U	2.5 U	2.5 UJ	2.5 U	2.5 U	0.7 U	2.5 U	0.7 U	2.5 U	2.5 U	0.7 U	18 U	0.7 U	120 U	14 UJ	25 U	25 U	50 UJ	5 U	2.5 U	1.8 U	10 U	3.5 U	12 U	5 U	0.7 U
1,1-Dichloroethene	5	0.36 U	0.14 U	0.5 U	0.34 U	0.5 U	0.5 U	0.5 U	0.5 U	0.5 U	0.17 U	0.5 U	0.17 U	0.5 U	0.5 U	0.17 U	3.6 U	1.6	25 U	4.9 J	5 U	5 U	7 J	2.1	0.23 J	0.67 J	1.1 J	1.3 J	2.4 J	1 U	0.17 U
1,1-Dichloropropene	5	1.8 U	0.7 U	2.5 U	1.4 U	2.5 U	2.5 U	2.5 U	2.5 U	2.5 U	0.7 U	2.5 U	0.7 U	2.5 U	2.5 U	0.7 U	18 U	0.7 U	120 U	14 UJ	25 U	25 U	50 U	5 U	2.5 U	1.8 U	10 U	3.5 U	12 U	5 U	0.7 U
1,2,3-Trichlorobenzene	5	1.8 U	0.7 U	2.5 U	1.4 U	2.5 UJ	2.5 U	2.5 UJ	2.5 U	2.5 U	0.7 UJ	2.5 U	0.7 U	2.5 U	2.5 U	0.7 U	18 U	0.7 U	120 U	14 UJ	25 UJ	25 U	50 UJ	5 U	2.5 U	1.8 U	10 UJ	3.5 U	12 U	5 U	0.7 U
1,2,3-Trichloropropane	0.04	1.8 U	0.7 U	2.5 U	1.4 U	2.5 U	2.5 U	2.5 U	2.5 U	2.5 U	0.7 U	2.5 U	0.7 U	2.5 U	2.5 U	0.7 U	18 U	0.7 U	120 U	14 UJ	25 U	25 U	50 U	5 U	2.5 U	1.8 U	10 U	3.5 U	12 U	5 U	0.7 U
1,2,4,5-Tetramethylbenzene	NS	1.6 U	1.3 J	1.7 J	18	4.4	2.2 J	2.9 J	2 U	1.9 J	1 J	1.1 J	0.83 J	0.66 J	0.9 J	7.5	16 U	0.65 U	100 U	13 J	20 U	20 U	40 U	4 U	2 U	1.4 U	8 U	2.7 U	10 U	4 U	0.54 U
1,2,4-Trichlorobenzene	5	1.8 U	0.7 U	2.5 U	1.4 U	2.5 U	2.5 U	2.5 U	2.5 U	2.5 U	0.7 U	2.5 U	0.7 U	2.5 U	2.5 U	0.7 U	18 U	0.7 U	120 U	14 UJ	25 U	25 U	50 U	5 U	2.5 U	1.8 U	10 U	3.5 U	12 U	5 U	0.7 U
1,2,4-Trimethylbenzene	5	1.8 U	3.9	1.3 J	2.4 J	2.5 U	2.5 U	1.6 J	2.5 U	2.5 U	1.4 J	2.5 U	0.7 U	2.5 U	2.5 U	0.7 U	18 U	0.7 U	120 U	14 UJ	25 U	25 U	50 U	5 U	2.5 U	1.8 U	10 U	3.5 U	12 U	5 U	0.7 U
1,2-Dibromo-3-chloropropane	0.04	1.8 U	0.7 U	2.5 U	1.4 U	2.5 UJ	2.5 UJ	2.5 U	2.5 U	2.5 U	0.7 U	2.5 U	0.7 U	2.5 U	2.5 U	0.7 U	18 U	0.7 U	120 U	14 UJ	25 UJ	25 UJ	50 U	5 U	2.5 U	1.8 U	10 U	3.5 U	12 U	5 U	0.7 U
1,2-Dibromoethane	0.0006	1.6 U	0.65 U	2 U	1.3 U	2 U	2 U	2 U	2 U	2 U	0.65 U	2 U	0.65 U	2 U	2 U	0.65 U	16 U	0.65 U	100 U	13 UJ	20 U	20 U	40 U	4 U	2 U	1.6 U	8 U	3.2 U	10 U	4 U	0.65 U
1,2-Dichlorobenzene	3	1.8 U	0.7 U	2.5 U	1.4 U	2.5 U	2.5 U	2.5 U	2.5 U	2.5 U	0.7 U	2.5 U	0.7 U	2.5 U	2.5 U	0.7 U	18 U	0.7 U	120 U	14 UJ	25 U	25 U	50 U	5 U	2.5 U	1.8 U	10 U	3.5 U	12 U	5 U	0.7 U
1,2-Dichloroethane	0.6	0.33 U	0.13 U	0.5 U	0.26 U	0.5 U	0.5 U	0.5 U	0.5 U	0.5 U	0.13 U	0.5 U	0.13 U	0.5 U	0.5 U	0.13 U	3.3 U	0.13 U	25 U	2.6 UJ	5 U	5 U	10 U	1 U	0.5 U	0.33 U	2 U	0.66 U	2.5 U	1 U	0.13 U
1,2-Dichloropropane	NS	0.33 U	0.13 U	1 U	0.27 U	1 U	1 U	1 U	1 U	1 U	0.14 UJ	1 U	0.14 U	1 U	1 U	0.14 U	3.3 U	0.13 U	50 U	2.7 UJ	10 U	10 U	20 U	2 U	1 U	0.34 U	4 U	0.68 U	5 U	2 U	0.14 U
1,3,5-Trimethylbenzene	1	1.8 U	0.7 U	2.5 U	1.4 U	2.5 U	2.5 U	2.5 U	2.5 U	2.5 U	0.7 U	2.5 U	0.7 U	2.5 U	2.5 U	0.7 U	18 U	0.7 U	120 U	14 UJ	25 U	25 U	50 U	5 U	2.5 U	1.8 U	10 U	3.5 U	12 U	5 U	0.7 U
1,3-Dichlorobenzene	5	1.8 U	0.7 U	2.5 U	1.4 U	2.5 U	2.5 U	2.5 U	2.5 U	2.5 U	0.7 U	2.5 U	0.7 U	2.5 U	2.5 U	0.7 U	18 U	0.7 U	120 U	14 UJ	25 U	25 U	50 U	5 U	2.5 U	1.8 U	10 U	3.5 U	12 U	5 U	0.7 U
1,3-Dichloropropane	3	1.8 U	0.7 U	2.5 U	1.4 U	2.5 U	2.5 U	2.5 U	2.5 U	2.5 U	0.7 U	2.5 U	0.7 U	2.5 U	2.5 U	0.7 U	18 U	0.7 U	120 U	14 UJ	25 U	25 U	50 U	5 U	2.5 U	1.8 U	10 U	3.5 U	12 U	5 U	0.7 U
1,4-Dichlorobenzene	3	1.8 U	0.7 U	2.5 U	1.4 U	2.5 U	2.5 U	2.5 U	2.5 U	2.5 U	0.7 U	2.5 U	0.7 U	2.5 U	2.5 U	0.7 U	18 U	0.7 U	120 U	14 UJ	25 U	25 U	50 U	5 U	2.5 U	1.8 U	10 U	3.5 U	12 U	5 U	0.7 U
1,4-Dioxane	3	NC	41 U	250 U	120 U	250 UJ	250 UJ	250 UJ	250 UJ	250 UJ	61 UJ	250 UJ	61 UJ	250 UJ	250 U	61 U	NC	41 U	12,000 U	1,200 UJ	2,500 UJ	2,500 UJ	5,000 UJ	500 UJ	250 UJ	150 UJ	1,000 UJ	300 UJ	1200 U	500 U	61 U
2,2-Dichloropropane	NS	1.8 U	0.7 U	2.5 U	1.4 U	2.5 U	2.5 U	2.5 U	2.5 U	2.5 U	0.7 U	2.5 U	0.7 U	2.5 U	2.5 U	0.7 U	18 U	0.7 U	120 U	14 UJ	25 U	25 U	50 U	5 U	2.5 U	1.8 U	10 U	3.5 U	12 U	5 U	0.7 U
2-Butanone	5	4.8 U	1.9 U	5 U	3.9 U	5 U	5 U	5 UJ	5 U	5 UJ	1.9 UJ	5 U	1.9 U	5 U	5 U	1.9 U	48 U	1.9 U	250 U	39 UJ	50 U	50 UJ	100 U	10 UJ	5 UJ	4.8 U	20 U	9.7 U	25 U	10 U	1.9 U
2-Hexanone	50	2.5 U	1 U	5 U	2 U	5 U	5 UJ	5 UJ	5 U	5 UJ	1 U	5 U	1 U	5 U	5 U	1 U	25 U	1 U	250 U	20 UJ	50 UJ	50 UJ	100 UJ	10 U	5 UJ	2.5 U	20 U	5 U	25 U	10 U	1 U
4-Methyl-2-pentanone	NS	2.5 U	1 U	5 U	2 U	5 U	5 UJ	5 UJ	5 U	5 UJ	1 U	5 U	1 U	5 U	5 U	1 U	25 U	1 U	250 U	20 UJ	50 UJ	50 UJ	100 UJ	10 U	5 U	2.5 U	20 U	5 U	25 U	10 U	1 U
Acetone	50	6.6 J	1.9 J	5 U	2.9 U	5 U	5 U	5 U	5 U	5 UJ	3.5 J	3.2 J	1 U	5 U	5 U	1.5 U	64 J	1.5 U	250 U	29 UJ	50 UJ	50 U	100 U	10 UJ	5 UJ	3.6 U	20 U	25 UJ	25 U	10 U	1.5 U
Acrylonitrile	5	3.8 U	1.5 U	5 U	3 U	5 U	5 U	5 U	5 U	5 UJ	1.5 UJ	5 U	1.5 U	5 U	5 U	1.5 U	38 U	1.5 U	250 U	30 UJ	50 U	50 U	100 U	10 U	5 UJ	3.8 U	20 U	7.5 U	25 U	10 U	1.5 U
Benzene	1	0.4 U	0.51	0.78 J	0.7 J	0.76	0.96	0.59	1.3	0.63	0.92	0.48 J	0.49 J	0.27 J	0.6	1	4 U	0.16 U	25 U	3.2 UJ	5 U	5 U	10 U	1 U	0.5 U	0.4 U	2 U	0.8 U	2.5 U	1 U	0.16 U
Bromobenzene	5	1.8 U	0.7 U	2.5 U	1.4 U	2.5 U	2.5 U	2.5 U	2.5 U	2.5 U	0.7 U	2.5 U	0.7 U	2.5 U	2.5 U	0.7 U	18 U	0.7 U	120 U	14 UJ	25 U	25 U	50 U	5 U	2.5 U	1.8 U	10 U	3.5 U	12 U	5 U	0.7 U
Bromochloromethane	5	1.8 U	0.7 U	2.5 U	1.4 U	2.5 U	2.5 U	2.5 U	2.5 U	2.5 U	0.7 U	2.5 U	0.7 U	2.5 U	2.5 U	0.7 U	18 U	0.7 U	120 U	14 UJ	25 U	25 U	50 U	5 U	2.5 U	1.8 U	10 U	3.5 U	12 U	5 U	0.7 U
Bromodichloromethane	50	0.48 U	0.19 U	0.5 U	0.38 U	0.5 U	0.5 U	0.5 U	0.5 U	0.5 U	0.19 U	0.5 U	0.19 U	0.5 U	0.5 U	0.19 U	4.8 U	0.19 U	25 U	3.8 UJ	5 U	5 U	10 U	1 U	0.5 U	0.48 U	2 U	0.96 U	2.5 U	1 U	0.19 U
Bromoform	50	1.6 U	0.65 U	2 U	1.3 U	2 U	2 U	2 U	2 U	2 U	0.65 U	2 U	0.65 U	2 U	2 U	0.65 U	16 U	0.65 U	100 U	13 UJ	20 U	20 U	40 U	4 U	2 U	1.6 U	8 U	3.2 U	10 U	4 U	0.65 U
Bromomethane	5	1.8 U	0.7 U	2.5 U	1.4 U	2.5 U	2.5 U	2.5 UJ	2.5 UJ	2.5 UJ	0.7 UJ	2.5 U	0.7 U	2.5 U	2.5 U	0.7 U	18 U	0.7 U	120 U	14 UJ	25 U	25 U	50 UJ	5 U	2.5 UJ	1.8 U	10 UJ	3.5 U	12 U	5 U	0.7 U
Carbon disulfide	60	2.5 U	1 U	5 U	2 U	5 U	5 UJ	5 U	1.9 J	5 U	1 U	5 U	1 U	5 U	5 U	1 U	25 U	1 U	250 U	20 UJ	50 U	50 UJ	100 U	10 UJ	5 U	2.5 U	20 U	5 U	25 U	10 U	1 U
Carbon tetrachloride	5	0.34 U	0.13 U	0.5 U	0.27 U	0.5 U	0.5 U	0.5 UJ	0.5 UJ	0.5 U	0.13 UJ	0.5 UJ	0.13 U	0.5 U	0.5 U	0.13 U	3.4 U	0.13 U	25 U	2.7 UJ	5 U	5 U	10 UJ	1 U	0.5 U	0.34 U	2 UJ	0.67 U	2.5 U	1 U	0.13 U
Chlorobenzene	5	1.8 U	0.7 U	2.5 U	1.4 U	2.5 U	2.5 U	2.5 U	2.5 U	2.5 U	0.7 U	2.5 U	0.7 U	2.5 U	2.5 U	0.7 U	18 U	0.7 U	120 U	14 UJ	25 U	25 U	50 U	5 U	2.5 U	1.8 U	10 U	3.5 U	12 U	5 U	0.7 U
Chloroethane	5	1.8 U	0.7 U	2.5 U	1.4 U	2.5 U	2.5 U	2.5 UJ	2.5 U	2.5 U	0.7 U	2.5 U	0.7 U	2.5 U	2.5 U	1.4 J	0.7 U	18 U	0.7 U	120 U	14 U	25 U	25 UJ	50 UJ	2.4 J	2.5 U	1.8 UJ	10 U	3.5 U	12 U	5 U	0.7 U
Chloroform	7	1.8 U	0.7 U	2.5 U	1.4 U	2.5 U	2.5 U	2.5 U	2.5 U	2.5 U	0.7 U	2.5 U	0.7 U	2.5 U	2.5 U	0.7 U	18 U	0.7 U	120 U	14 UJ	25 U	25 U	50 U	5 U	2.5 U	1.8 U	10 U	3.5 U	12 U	5 U	0.7 U
Chloromethane	NS	1.8 U	0.7 U	2.5 U	1.4 U	2.5 UJ	2.5 UJ	2.5 UJ	2.5 UJ	2.5 UJ	0.7 UJ	2.5 U	0.7 U	2.5 U	2.5 U	0.7 U	18 U	0.7 U	120 U	14 UJ	25 UJ	25 UJ	50 U	5 U	2.5 UJ	1.8 U	10 UJ	3.5 U	12 U	5 U	0.7 U
cis-1,2-Dichloroethene	5	150	72	96	30	15	18	26	2.7	8.2	9.1	13	2.9	6.6	3.1	8.5	1,800	1,900 E	2,800	1,600 J	660	660	1,800	210	120	250 J	470	540	410	240	120
cis-1,3-Dichloropropene	0.4	0.36 U	0.14 U	0.5 U	0.29 U	0.5 U	0.5 U	0.5 U	0.5 U	0.5 U	0.14 U	0.5 U	0.14 U	0.5 U	0.5 U	0.14 U	3.6 U	0.14 U	25 U	2.9 U	5 U	5 U	10 U	1 U	0.5 U	0.36 U	2 U	0.72 U	2.5 U	1 U	0.14 U
Dibromochloromethane	50	0.37 U	0.15 U	0.5 U	0.3 U	0.5 U	0.5 U	0.5 U	0.5 U	0.5 U	0.15 U	0.5 U	0.15 U	0.5 U	0.5 U	0.15 U	3.7 U	0.15 U	25 U	3 UJ	5 U	5 U	10 U	1 U	0.5 U	0.37 U	2 U	0.74 U	2.5 U	1 U	0.15 U
Dibromomethane	5	2.5 U	1 U	5 U	2 U	5 U	5 U	5 U	5 U	5 U	1 U	5 U	1 U	5 U	5 U	1 U	25 U	1 U	250 U	20 UJ	50 U	50 U	100 U	10 UJ	5 U	2.5 U	20 U	5 U	25 U	10 U	1 U
Dichlorodifluoromethane	5	2.5 U	1 U	5 U	2 U	5 UJ	5 UJ	5 UJ	5 UJ	5 U	1 U	5 UJ	1 U	5 U	5 U	1 U	25 U	1 U	250 U	20 UJ	50 UJ	50 UJ	100 UJ	10 U	5 U	2.5 U	20 UJ	5 UJ	25 U	10 U	1 U
Ethyl ether	NS	1.8 U	0.7 U	2.5 U	1.4 U	2.5 UJ	2.5 U	2.5 UJ	2.5 UJ	2.5 U	0.7 U	2.5 U	0.7 U	2.5 U	2.5 U	0.7 U	18 U	0.7 U	120 U	14 UJ	25 UJ	25 U	50 UJ	5 UJ	2.5 U	1.8 U	10 U	3.5 U	12 U	5 U	0.7 U
Ethylbenzene	5	1.8 U	1.7 J	1.6 J	4.3 J	1.9 J	2 J	1.6 J	1.4 J	1.8 J	1.3 J	1.2 J	1.2 J	2.5 U	2.5 U	0.7 U	18 U	0.7 U	120 U	14 UJ	25 U	25 U	50 U	5 U	2.5 U	1.8 U	10 U	3.5 U	12 U	5 U	0.7 U
Hexachlorobutadiene	0.5	1.8 U	0.7 U	2.5 U	1.4 U	2.5 U	2.5 U	2.5 U	2.5 U	2.5 U	0.7 UJ	2.5 U	0.7 U	2.5 U	2.5 U	0.7 U	18 U	0.7 U	120 U	14 UJ	25 U	25 U	50 U	5 U	2.5 U	1.8 UJ	10 UJ	3.5 U	12 U	5 U	0.7 U
Isopropylbenzene	5	1.8 U	1.8 J	1.2 J	5.5	1.5 J	1.2 J	1.3 J	2 J	1.3 J	0.87 J	0.85 J	0.74 J	2.5 U	0.9 J	1.4 J	18 U	0.7 U	120 U	14 UJ	25 U	25 U	50 U	5 U	2.5 U	1.8 U	10 U	3.5 U	12 U	5 U	0.7 U
Methyl tert butyl ether	10	1.8 U	0.7 U	2.5 U	1.4 U	2.5 U	2.5 UJ	2.5 U	2.5 U	2.5 U	0.7 U	2.5 U	0.7 U	2.5 U	2.5 U	0.7 U	18 U	0.7 U	120 U	14 UJ	25 U	25 UJ	50 U	5 U	2.5 U	1.8 U	10 U	3.5 U	12 U	5 U	0.7 U
Methylene chloride	5	1.8 U	0.7 U	2.5 U	1.4 U	2.5 U	2.5 U	2.5 U	2.5 U	2.5 U	0.7 U	2.5 U	0.7 U	2.5 U	2.5 U	0.7 U	18 U	0.7 U	120 U	14 UJ	25 U	7 J	50 U	5 U	2.5 U	1.8 U	10 U	3.5 U	12 U	5 U	0.7 U
n-Butylbenzene	5	1.8 U	0.7 U	2.5 U	3.7 J	2.5 U	2.5 U	2.5 U	2.5 U	2.5 U	0.7 U	2.5 U	0.7 U	2.5 U	2.5 U	0.8 J	18 U	0.7 U	120 U	14 UJ	25 U	25 U	50 U	5 U	2.5 U	1.8 U	10 U	3.5 U	12 U	5 U	0.7 U
n-Propylbenzene	5	1.8 U	0.76 J	2.5 U	2.7 J	2.5 U	2.5 U	2.5 U	2.5 U	2.5 U	0.7 U	2.5 U	0.7 U	2.5 U	2.5 U	0.7 U	18 U	0.7 U	120 U	14 UJ	25 U	25 U	50 U	5 U	2.5 U	1.8 U	10 U	3.5 U	12 U	5 U	0.7 U
Naphthalene	10	1.8 U	0.82 J	2.5 U	2.7 J	1.7 J	2.5 U	2.5 U	2.5 U	2.5 U	0.73 J	0.7 UJ	2.5 U	0.7 U	2.5 U	0.7 U	18 U	0.7 U	120 U	14 UJ	25 UJ	25 U	50 U	5 U	2.5 U	1.8 U	10 U	3.5 U	12 U	5 U	0.7 U
o-Chlorotoluene	5	1.8 U	0.7 U	2.5 U	1.4 U	2.5 U	2.5 U	2.5 U	2.5 U	2.5 U	0.7 U	2.5 U	0.7 U	2.5 U	2.5 U	0.7 U	18 U	0.7 U	120 U	14 UJ	25 U	25 U	50 U	5 U	2.5 U	1.8 U	10 U	3.5 U	12 U	5 U	0.7 U
o-Xylene	5	1.8 U	3.7	4.4	5.6	2.2 J	1.4 J	1.8 J	2.5 U	2.5 U	2.9	2.5 U	0.7 U	2.5 U	2.5 U	0.7 U	18 U	0.7 U	120 U	14 UJ	25 U	25 U	50 U	5 U	2.5 U	1.8 U	10 U	3.5 U	12 U	5 U	0.7 U
p-Chlorotoluene	5	1.8 U	0.7 U	2.5 U	1.4 U	2.5 U	2.5 U	2.5 U	2.5 U	2.5 U	0.7 U	2.5 U	0.7 U	2.5 U	2.5 U	0.7 U	18 U	0.7 U	120 U	14 UJ	25 U	25 U	50 U	5 U	2.5 U	1.8 U	10 U	3.5 U	12 U	5 U	0.7 U
p-Diethylbenzene	NS	1.8 U	2.8	2 U	4.6	1.2 J	2 U	2 U	5.9	2 U	0.7 U	2 U	0.7 U	2 U	2 U	0.88 J	18 U	0.7 U	100 U	14 UJ	20 U	20 U	40 U	4 U	2 U	1.8 U	8 UJ	3.5 U	10 U	4 U	0.7 U
p-Ethyltoluene	NS	1.8 U	1.1 J	2 U	3.8 J	2 U	2 U	2 U	2 U	2 U	0.7 U	2 U	0.7 U	2 U	2 U	0.7 U	18 U	0.7 U	100 U	14 UJ	20 U	20 U	40 U	4 U	2 U	1.8 U	8 UJ	3.5 U	10 U	4 U	0.7 U
p-Isopropyltoluene	5	1.8 U	0.7 U	2.5 U	1.4 U	2.5 U	2.5 U	2.5 U	2.5 U	2.5 U	0.7 U	2.5 U	0.7 U	2.5 U	2.5 U	0.7 U	18 U	0.7 U	120 U	14 UJ	25 U	25 U	50 U	5 U	2.5 U	1.8 U	10 U	3.5 U	12 U	5 U	0.7 U
p/m-Xylene	5	1.8 U	1.2 J	1 J	1.4 U	2.5 U	2.5 U	2.5 U	2.5 U	2.5 U	0.74 J	2.5 U	0.7 U	2.5 U	2.5 U	0.7 U	18 U	0.7 U	120 U	14 UJ	25 U	25 U	50 U	5 U	2.5 U	1.8 U	10 U	3.5 U	12 U	5 U	0.7 U
sec-Butylbenzene	5	1.8 U	0.99 J	2.5 U	3.9 J	1.1 J	2.5 U	1.2 J	1.7 J	0.78 J	0.7 UJ	2.5 UJ	0.7 U	2.5 U	2.5 U	1.9 J	18 U	0.7 U	120 U	14 UJ	25 U	25 U	50 U	5 U	2.5 U	1.8 U	10 UJ	3.5 U	12 U	5 U	1.5 J
Styrene	5	1.8 U	0.7 U	2.5 U	1.4 U	2.5 U	2.5 U	2.5 U	2.5 U	2.5 U	0.7 U	2.5 U	0.7 U	2.5 U	2.5 U	0.7 U	18 U	0.7 U	120 U	14 UJ	25 U	25 U	50 U	5 U	2.5 U	1.8 UJ	10 U	3.5 U	12 U	5 U	0.7 U
tert-Butylbenzene	5	1.8 U	0.7 U	2.5 U	1.4 U	2.5 U	2.5 U	2.5 U	2.5 U	2.5 U	0.7 U	2.5 U	0.7 U	2.5 U	2.5 U	0.7 U	18 U	0.7 U	120 U	14 UJ	25 U	25 U	50 U	5 U	2.5 U	1.8 U	10 UJ	3.5 U	12 U	5 U	0.7 U
Tetrachloroethene	5	86	8.1	7.2	7.5	6	3.5	17	1.4	0.87	17	11	3.5	6.8	3.4	6.1	760	150	200	140 J	78	39	200	28	36	84	33 J	31	4.4	20	8.1
Toluene	5	1.8 U	0.7 U	2.5 U	1.4 U	2.5 U	2.5 U	2.5 U	2.5 U	2.5 U	0.7 U	2.5 U	0.7 U	2.5 U	2.5 U	0.7 U	18 U	0.7 U	120 U	14 UJ	25 U	25 U	50 U	5 U	2.5 U	1.8 U	10 U	3.5 U	12 U	5 U	0.7 U
trans-1,2-Dichloroethene	5	2.8 J	2.3 J	3.2	2.6 J	1.7 J	2 J	2 J	2.5 U	2.5 U	2.3 J	2.5 U	0.7 U	2.5 U	2.5 U	0.7 U	18 U	60	120 U	14 UJ	25 U	25 U	50 U	5 U	2.5 U	1.8 U	10 U	3.5 U	12 U	5 U	0.7 U
trans-1,3-Dichloropropene	0.4	0.41 U	0.16 U	0.5 U	0.33 U	0.5 U	0.5 U	0.5 U	0.5 U	0.5 U	0.16 U	0.5 U	0.16 U	0.5 U	0.5 U	0.16 U	4.1 U	0.16 U	25 U	3.3 UJ	5 UJ	5 U	10 U	1 U	0.5 U	0.41 U	2 U	0.82 U	2.5 U	1 U	0.16 U
trans-1,4-Dichloro-2-butene	5	0.7 U	0.7 U	2.5 U	1.4 U	2.5 U	2.5 U	2.5 U	2.5 U	2.5 UJ	0.7 U	2.5 U	0.7 U	2.5 U	2.5 U	0.7 U	0.7 U	0.7 U	120 U	14 UJ	25 U	25 U	50 U	5 UJ	2.5 UJ	1.8 U	10 UJ	3.5 U	12 U	5 U	0.7 U
Trichloroethene	5	0.32 J	2.2	3.1	3	2.9	2.4	3.2	0.64	2.3	1.8 J	3.3	1.6	3.7	2.6	3.2	0.25 J	56	220	77 J	17	11	99	6	10	21	13	11	4.5	9.9	3.7
Trichlorofluoromethane	5	0.7 U	0.7 U	2.5 U	1.4 U	2.5 U	2.5 U	2.5 U	2.5 U	2.5 U	0.7 U	2.5 U	0.7 U	2.5 U	2.5 U	0.7 U	0.7 U	0.7 U	120 U	14 UJ	25 U	25 U	50 U	5 U	2.5 U	1.8 U	10 U	3.5 U	12 U	5 U	0.7 U
Vinyl acetate	NS	1 U	1 U	5 U	2 U	5 U	5 U	5 U	5 U	5 UJ	1 U	5 UJ	1 U	5 U	5 U	1 U	1 U	1 U	250 U	20 UJ	50 U	50 U	100 U	10 UJ	5 UJ	3 U	20 UJ	5 U	25 U	10 U	1 U
Vinyl chloride	2	140	98	140	39	18	66 J	61	1 U	2.2 J	25	2.4 J	0.97 J	0.91 J	0.87 J	1.7	1.2	0.07 U	240	360 J	130	300 J	250	200	67 J	99 J	140 J	110	410	100	33
Total VOCs	NS	386	205	261	140	58	101	120	24	21	68	37	12	19	14	33	2,625	2,168	3,460	2,195	885	1,017	2,356	459	233	455	657	693	831	370	166
Total CVO

Table 3

Historic Groundwater Sampling Results
3140 Coney Island Avenue, Brooklyn, New York

Client Sample ID:	NYSDEC [1]	MW-15																		MW-16													
Depth:	Ambient Water	-	-	-	-	-	-	-	-	-	-	-	-	-	-	-	-	-	-	-	-	-	-	-	-	-	-	-	-	-	-	-	-
Sampling Date:	Quality Standards	10/2/2015	3/29/2016	6/22/2016	9/16/2016	12/6/2016	3/1/2017	6/1/2017	9/20/2017	12/13/2017	3/14/2018	9/5/2018	3/6/2019	9/16/2019	5/11/2020	1/12/2021	10/2/2015	3/29/2016	6/22/2016	9/16/2016	12/6/2016	3/1/2017	6/1/2017	9/20/2017	12/13/2017	3/14/2018	9/5/2018	3/6/2019	3/6/2019	5/11/2020	1/12/2021
Laboratory ID:		L1524907-06	L1609110-06	L1619370-06	L1629516-06	L1639729-08	L1706520-08	L1718024-01	L1733661-06	L1746240-06	L1808694-06	L1835036-06	NC	NC	NC	L2102213-05	L1524907-07	-	-	L1629516-12	-	-	L1718024-07	L1733661-07	-	L1808694-07	NC	NC	NC	NC	NC	NC
Volatile Organic Compounds in µg/L																																	
1,1,1,2-Tetrachloroethane	5	1.8 U	0.7 U	2.5 U	1.8 U	5 U	2.5 U	5 U	2.5 U	5 U	0.7 U	2.5 U	NC	NC	NC	0.7 U	14 U	NC	NC	7 U	NC	NC	2.5 U	12 U	NC	0.7 U	NC	NC	NC	NC	NC	NC
1,1,1-Trichloroethane	5	1.8 U	0.7 U	2.5 U	1.8 U	5 U	2.5 U	5 U	2.5 U	5 U	0.7 U	2.5 U	NC	NC	NC	0.7 U	14 U	NC	NC	7 U	NC	NC	2.5 U	12 U	NC	0.7 U	NC	NC	NC	NC	NC	NC
1,1,2,2-Tetrachloroethane	5	0.36 U	0.14 U	0.5 U	0.42 U	1 UJ	0.5 U	1 U	0.5 U	1 U	0.17 U	0.5 U	NC	NC	NC	0.17 U	2.9 U	NC	NC	1.7 U	NC	NC	0.5 U	2.5 U	NC	0.17 U	NC	NC	NC	NC	NC	NC
1,1,2-Trichloroethane	1	5.6	0.5 U	1.5 U	1.2 U	3 UJ	1.5 U	3 U	1.5 U	3 U	0.5 U	1.5 U	NC	NC	NC	0.5 U	10 U	NC	NC	5 U	NC	NC	1.5 U	7.5 U	NC	0.5 U	NC	NC	NC	NC	NC	NC
1,1-Dichloroethane	5	1.8 U	0.7 U	2.5 U	1.8 U	5 U	2.5 U	5 UJ	2.5 U	5 U	0.7 U	2.5 U	NC	NC	NC	0.7 U	14 U	NC	NC	7 U	NC	NC	2.5 U	12 U	NC	0.7 U	NC	NC	NC	NC	NC	NC
1,1-Dichloroethene	5	0.36 U	0.14 U	0.5 U	0.42 U	1 U	0.5 U	1 U	0.5 U	1 U	0.17 U	0.5 U	NC	NC	NC	0.17 U	2.8 U	NC	NC	1.7 U	NC	NC	0.5 U	2.5 U	NC	0.17 U	NC	NC	NC	NC	NC	NC
1,1-Dichloropropene	5	1.8 U	0.7 U	2.5 U	1.8 U	5 U	2.5 U	5 U	2.5 U	5 U	0.7 U	2.5 U	NC	NC	NC	0.7 U	14 U	NC	NC	7 U	NC	NC	2.5 U	12 U	NC	0.7 U	NC	NC	NC	NC	NC	NC
1,2,3-Trichlorobenzene	5	1.8 U	0.7 U	2.5 U	1.8 U	5 UJ	2.5 U	5 UJ	2.5 U	5 U	0.7 U	2.5 UJ	NC	NC	NC	0.7 U	14 U	NC	NC	7 U	NC	NC	2.5 U	12 U	NC	0.7 U	NC	NC	NC	NC	NC	NC
1,2,3-Trichloropropane	0.04	1.8 U	0.7 U	2.5 U	1.8 U	5 U	2.5 U	5 U	2.5 U	5 U	0.7 U	2.5 U	NC	NC	NC	0.7 U	14 U	NC	NC	7 U	NC	NC	2.5 U	12 U	NC	0.7 U	NC	NC	NC	NC	NC	NC
1,2,4,5-Tetramethylbenzene	NS	29	22	11	17	5.4	3 J	4 U	2 U	4 U	0.54 U	2 U	NC	NC	NC	0.54 U	17 J	NC	NC	13 J	NC	NC	11 J	10 U	NC	1.1 J	NC	NC	NC	NC	NC	NC
1,2,4-Trichlorobenzene	5	1.8 U	0.7 U	2.5 U	1.8 U	5 U	2.5 U	5 U	2.5 U	5 U	0.7 U	2.5 U	NC	NC	NC	0.7 U	14 U	NC	NC	7 U	NC	NC	2.5 U	12 U	NC	0.7 U	NC	NC	NC	NC	NC	NC
1,2,4-Trimethylbenzene	5	1.8 U	0.7 U	2.5 U	1.8 U	5 U	2.5 U	5 U	2.5 U	5 U	0.7 U	2.5 U	NC	NC	NC	0.7 U	14 U	NC	NC	7 U	NC	NC	2.5 U	12 U	NC	0.7 U	NC	NC	NC	NC	NC	NC
1,2-Dibromo-3-chloropropane	0.04	1.8 U	0.7 U	2.5 U	1.8 U	5 UJ	2.5 UJ	5 U	2.5 U	5 U	0.7 U	2.5 U	NC	NC	NC	0.7 U	14 U	NC	NC	7 U	NC	NC	2.5 U	12 U	NC	0.7 U	NC	NC	NC	NC	NC	NC
1,2-Dibromoethane	0.0006	1.6 U	0.65 U	2 U	1.6 U	4 U	2 U	4 U	2 U	4 U	0.65 U	2 U	NC	NC	NC	0.65 U	13 U	NC	NC	6.5 U	NC	NC	2 U	10 U	NC	0.65 U	NC	NC	NC	NC	NC	NC
1,2-Dichlorobenzene	3	1.8 U	0.7 U	2.5 U	1.8 U	5 U	2.5 U	5 U	2.5 U	5 U	0.7 U	2.5 U	NC	NC	NC	0.7 U	14 U	NC	NC	7 U	NC	NC	2.5 U	12 U	NC	0.7 U	NC	NC	NC	NC	NC	NC
1,2-Dichloroethane	0.6	0.33 U	0.13 U	0.5 U	0.33 U	1 U	0.5 U	1 U	0.5 U	1 U	0.13 U	0.5 U	NC	NC	NC	0.13 U	2.6 U	NC	NC	1.3 U	NC	NC	0.5 U	2.5 U	NC	4.2	NC	NC	NC	NC	NC	NC
1,2-Dichloropropane	NS	0.33 U	0.13 U	1 U	0.34 U	2 U	1 U	2 U	1 U	2 U	0.14 U	1 U	NC	NC	NC	0.14 U	2.7 U	NC	NC	1.4 U	NC	NC	1 U	5 U	NC	0.14 U	NC	NC	NC	NC	NC	NC
1,3,5-Trimethylbenzene	1	1.8 U	0.7 U	2.5 U	1.8 U	5 U	2.5 U	5 U	2.5 U	5 U	0.7 U	2.5 U	NC	NC	NC	0.7 U	14 U	NC	NC	7 U	NC	NC	2.5 U	12 U	NC	0.7 U	NC	NC	NC	NC	NC	NC
1,3-Dichlorobenzene	5	1.8 U	0.7 U	2.5 U	1.8 U	5 U	2.5 U	5 U	2.5 U	5 U	0.7 U	2.5 U	NC	NC	NC	0.7 U	14 U	NC	NC	7 U	NC	NC	2.5 U	12 U	NC	0.7 U	NC	NC	NC	NC	NC	NC
1,3-Dichloropropane	3	1.8 U	0.7 U	2.5 U	1.8 U	5 U	2.5 U	5 U	2.5 U	5 U	0.7 U	2.5 U	NC	NC	NC	0.7 U	14 U	NC	NC	7 U	NC	NC	2.5 U	12 U	NC	0.7 U	NC	NC	NC	NC	NC	NC
1,4-Dichlorobenzene	5	1.8 U	0.7 U	2.5 U	1.8 U	5 U	2.5 U	5 U	2.5 U	5 U	0.7 U	2.5 U	NC	NC	NC	0.7 U	14 U	NC	NC	7 U	NC	NC	2.5 U	12 U	NC	0.7 U	NC	NC	NC	NC	NC	NC
1,4-Dioxane	3	NC	41 U	250 U	150 U	500 UJ	250 UJ	500 UJ	250 U	500 UJ	61 UJ	250 UJ	NC	NC	NC	61 U	NC	NC	NC	610 U	NC	NC	250 UJ	1,200 UJ	NC	61 UJ	NC	NC	NC	NC	NC	NC
2,2-Dichloropropane	NS	1.8 U	0.7 U	2.5 U	1.8 U	5 U	2.5 U	5 U	2.5 U	5 U	0.7 U	2.5 UJ	NC	NC	NC	0.7 U	14 U	NC	NC	7 U	NC	NC	2.5 U	12 UJ	NC	0.7 U	NC	NC	NC	NC	NC	NC
2-Butanone	5	4.8 U	1.9 U	5 U	4.8 U	10 U	5 UJ	10 U	5 UJ	10 U	1.9 U	5 U	NC	NC	NC	1.9 U	39 U	NC	NC	19 U	NC	NC	15	25 UJ	NC	64	NC	NC	NC	NC	NC	NC
2-Hexanone	50	2.5 U	1 U	5 U	2.5 U	10 UJ	5 UJ	10 U	5 UJ	10 U	1 U	5 U	NC	NC	NC	1 U	20 U	NC	NC	10 U	NC	NC	5 U	25 U	NC	3.5 J	NC	NC	NC	NC	NC	NC
4-Methyl-2-pentanone	NS	2.5 U	1 U	5 U	2.5 U	10 UJ	5 UJ	10 UJ	5 UJ	10 U	1 U	5 U	NC	NC	NC	1 U	20 U	NC	NC	10 U	NC	NC	5 U	25 UJ	NC	1 J	NC	NC	NC	NC	NC	NC
Acetone	50	13	1.5 U	5 U	5.8 J	4.8 J	3.3 J	10 U	2.9 J	10 UJ	1.5 U	2.2 J	NC	NC	NC	1.5 U	56 J	NC	NC	15 U	NC	NC	25	43	NC	84	NC	NC	NC	NC	NC	NC
Acrylonitrile	5	3.8 U	1.5 U	5 U	3.8 U	10 U	5 U	10 U	5 U	10 U	1.5 U	5 U	NC	NC	NC	1.5 U	30 U	NC	NC	15 U	NC	NC	5 U	25 U	NC	1.5 U	NC	NC	NC	NC	NC	NC
Benzene	1	0.4 U	0.16 U	0.5 U	0.4 U	1 U	0.5 U	1 U	0.5 U	1 U	0.16 U	0.5 U	NC	NC	NC	0.16 U	3.2 U	NC	NC	1.6 U	NC	NC	0.5 U	2.5 U	NC	0.18 J	NC	NC	NC	NC	NC	NC
Bromobenzene	5	1.8 U	0.7 U	2.5 U	1.8 U	5 U	2.5 U	5 U	2.5 U	5 U	0.7 U	2.5 U	NC	NC	NC	0.7 U	14 U	NC	NC	7 U	NC	NC	2.5 U	12 U	NC	0.7 U	NC	NC	NC	NC	NC	NC
Bromochloromethane	5	1.8 U	0.7 U	2.5 U	1.8 U	5 U	2.5 U	5 U	2.5 U	5 U	0.7 U	2.5 U	NC	NC	NC	0.7 U	14 U	NC	NC	7 U	NC	NC	2.5 U	12 U	NC	0.7 U	NC	NC	NC	NC	NC	NC
Bromodichloromethane	50	0.48 U	0.19 U	0.5 U	0.48 U	1 U	0.5 U	1 U	0.5 U	1 U	0.19 U	0.5 U	NC	NC	NC	0.19 U	3.8 U	NC	NC	1.9 U	NC	NC	0.5 U	2.5 U	NC	0.19 U	NC	NC	NC	NC	NC	NC
Bromoform	50	1.6 U	0.65 U	2 U	1.6 U	4 U	2 U	4 U	2 U	4 U	0.65 U	2 U	NC	NC	NC	0.65 U	13 U	NC	NC	6.5 U	NC	NC	2 U	10 U	NC	0.65 U	NC	NC	NC	NC	NC	NC
Bromomethane	5	1.8 U	0.7 U	2.5 U	1.8 U	5 U	2.5 U	5 UJ	2.5 UJ	5 UJ	0.7 U	2.5 U	NC	NC	NC	0.7 U	14 U	NC	NC	7 U	NC	NC	2.5 U	12 UJ	NC	0.7 U	NC	NC	NC	NC	NC	NC
Carbon disulfide	60	2.5 U	1 U	5 U	2.5 U	5.2 J	5 UJ	10 U	2.8 J	10 U	1 U	5 U	NC	NC	NC	1 U	20 U	NC	NC	10 U	NC	NC	5 UJ	6 J	NC	20	NC	NC	NC	NC	NC	NC
Carbon tetrachloride	5	0.34 U	0.13 U	0.5 U	0.34 U	1 U	0.5 U	1 UJ	0.5 U	1 U	0.13 U	0.5 U	NC	NC	NC	0.13 U	2.7 U	NC	NC	1.3 U	NC	NC	0.5 U	2.5 U	NC	0.13 U	NC	NC	NC	NC	NC	NC
Chlorobenzene	5	1.8 U	0.7 U	2.5 U	1.8 U	5 U	2.5 U	5 U	2.5 U	5 U	0.7 U	2.5 U	NC	NC	NC	0.7 U	14 U	NC	NC	7 U	NC	NC	2.5 U	12 U	NC	0.7 U	NC	NC	NC	NC	NC	NC
Chloroethane	5	1.8 U	0.7 U	2.5 U	1.8 U	5 U	2.5 UJ	5 U	2.5 U	5 U	0.7 UJ	2.5 U	NC	NC	NC	0.7 U	14 U	NC	NC	7 U	NC	NC	2.5 U	12 U	NC	0.7 UJ	NC	NC	NC	NC	NC	NC
Chloroform	7	1.8 U	0.7 U	2.5 U	1.8 U	5 U	2.5 U	5 U	2.5 U	5 U	0.7 U	2.5 U	NC	NC	NC	0.7 U	14 U	NC	NC	7 U	NC	NC	2.5 U	12 U	NC	0.7 U	NC	NC	NC	NC	NC	NC
Chloromethane	NS	1.8 U	0.7 U	2.5 U	1.8 U	5 UJ	2.5 UJ	5 UJ	2.5 U	5 UJ	0.7 U	2.5 UJ	NC	NC	NC	0.7 U	14 U	NC	NC	7 U	NC	NC	2.5 U	12 UJ	NC	0.7 U	NC	NC	NC	NC	NC	NC
cis-1,2-Dichloroethene	5	56	6.6	6.1	14	12	18 J	6.1	14	11	3.4	10	NC	NC	NC	3	740	NC	NC	2 J	NC	NC	12 U	NC	NC	1.5 J	NC	NC	NC	NC	NC	NC
cis-1,3-Dichloropropene	0.4	0.36 U	0.14 U	0.5 U	0.36 U	1 U	0.5 U	1 U	0.5 U	1 U	0.14 U	0.5 U	NC	NC	NC	0.14 U	2.9 U	NC	NC	1.4 U	NC	NC	0.5 U	2.5 U	NC	0.14 U	NC	NC	NC	NC	NC	NC
Dibromochloromethane	50	0.37 U	0.15 U	0.5 U	0.37 U	1 U	0.5 U	1 U	0.5 U	1 U	0.15 U	0.5 U	NC	NC	NC	0.15 U	3 U	NC	NC	1.5 U	NC	NC	0.5 U	2.5 U	NC	0.15 U	NC	NC	NC	NC	NC	NC
Dibromomethane	5	2.5 U	1 U	5 U	2.5 U	10 U	5 U	10 U	5 U	10 U	1 U	5 U	NC	NC	NC	1 U	20 U	NC	NC	10 U	NC	NC	5 U	25 U	NC	1 U	NC	NC	NC	NC	NC	NC
Dichlorodifluoromethane	5	2.5 U	1 U	5 U	2.5 U	10 UJ	5 UJ	10 UJ	5 UJ	10 U	1 U	5 UJ	NC	NC	NC	1 U	20 U	NC	NC	10 U	NC	NC	5 U	25 UJ	NC	1 U	NC	NC	NC	NC	NC	NC
Ethyl ether	NS	1.8 U	0.7 U	2.5 U	1.8 U	5 UJ	2.5 U	5 UJ	2.5 UJ	5 U	0.7 U	2.5 U	NC	NC	NC	0.7 U	14 U	NC	NC	7 U	NC	NC	2.5 U	12 UJ	NC	0.7 U	NC	NC	NC	NC	NC	NC
Ethylbenzene	5	1.8 U	0.7 U	2.5 U	1.8 U	5 U	2.5 U	5 U	2.5 U	5 U	0.7 U	2.5 U	NC	NC	NC	0.7 U	14 U	NC	NC	7 U	NC	NC	1.2 J	12 U	NC	0.7 U	NC	NC	NC	NC	NC	NC
Hexachlorobutadiene	0.5	1.8 U	0.7 U	2.5 U	1.8 U	5 U	2.5 U	5 U	2.5 U	5 U	0.7 UJ	2.5 U	NC	NC	NC	0.7 U	14 U	NC	NC	7 U	NC	NC	2.5 U	12 U	NC	0.7 UJ	NC	NC	NC	NC	NC	NC
Isopropylbenzene	5	1.8 U	0.81 J	2.5 U	1.8 U	5 U	2.5 U	5 U	2.5 U	5 U	0.7 U	2.5 U	NC	NC	NC	0.7 U	14 U	NC	NC	7 U	NC	NC	0.78 J	12 U	NC	0.7 U	NC	NC	NC	NC	NC	NC
Methyl tert butyl ether	10	1.8 U	0.7 U	2.5 U	1.8 U	5 U	2.5 UJ	5 U	2.5 U	5 U	0.7 U	2.5 U	NC	NC	NC	0.7 U	14 U	NC	NC	7 U	NC	NC	2.5 U	12 U	NC	0.7 U	NC	NC	NC	NC	NC	NC
Methylene chloride	5	1.8 U	0.7 U	2.5 U	1.8 U	5 U	2.5 U	5 U	2.5 U	5 U	0.7 U	2.5 U	NC	NC	NC	0.7 U	14 U	NC	NC	7 U	NC	NC	2.5 U	12 U	NC	0.7 U	NC	NC	NC	NC	NC	NC
n-Butylbenzene	5	1.8 U	0.87 J	2.5 U	1.8 U	5 U	2.5 U	5 U	2.5 U	5 U	0.7 U	2.5 UJ	NC	NC	NC	0.7 U	14 U	NC	NC	7 U	NC	NC	2.5 J	12 U	NC	0.7 U	NC	NC	NC	NC	NC	NC
n-Propylbenzene	5	1.8 U	0.7 U	2.5 U	1.8 U	5 U	2.5 U	5 U	2.5 U	5 U	0.7 U	2.5 UJ	NC	NC	NC	0.7 U	14 U	NC	NC	7 U	NC	NC	1.2 J	12 U	NC	0.7 U	NC	NC	NC	NC	NC	NC
Naphthalene	10	1.8 U	0.7 U	2.5 U	1.8 U	5.7 J	2.5 U	5 U	2.5 U	5 U	0.7 U	2.5 UJ	NC	NC	NC	0.7 U	14 U	NC	NC	7 U	NC	NC	2.5 U	12 U	NC	0.71 J	NC	NC	NC	NC	NC	NC
o-Chlorotoluene	5	1.8 U	0.7 U	2.5 U	1.8 U	5 U	2.5 U	5 U	2.5 U	5 U	0.7 U	2.5 U	NC	NC	NC	0.7 U	14 U	NC	NC	7 U	NC	NC	2.5 U	12 U	NC	0.7 U	NC	NC	NC	NC	NC	NC
o-Xylene	5	1.8 U	0.7 U	2.5 U	1.8 U	5 U	2.5 U	5 U	2.5 U	5 U	0.7 U	2.5 U	NC	NC	NC	0.7 U	14 U	NC	NC	7 U	NC	NC	1.8 J	12 U	NC	0.7 U	NC	NC	NC	NC	NC	NC
p-Chlorotoluene	5	1.8 U	0.7 U	2.5 U	1.8 U	5 U	2.5 U	5 U	2.5 U	5 U	0.7 U	2.5 U	NC	NC	NC	0.7 U	14 U	NC	NC	7 U	NC	NC	2.5 U	12 U	NC	0.7 U	NC	NC	NC	NC	NC	NC
p-Diethylbenzene	NS	2.3 J	0.7 U	2 U	1.8 U	4 U	2 U	4 U	2 U	4 U	0.7 U	2 U	NC	NC	NC	0.7 U	14 U	NC	NC	7 U	NC	NC	2 U	14	NC	0.7 U	NC	NC	NC	NC	NC	NC
p-Ethyltoluene	NS	1.8 U	0.7 U	2 U	1.8 U	4 U	2 U	4 U	2 U	4 U	0.7 U	2 U	NC	NC	NC	0.7 U	14 U	NC	NC	7 U	NC	NC	2 U	10 U	NC	0.7 U	NC	NC	NC	NC	NC	NC
p-Isopropyltoluene	5	1.8 U	0.7 U	2.5 U	1.8 U	5 U	2.5 U	5 U	2.5 U	5 U	0.7 U	2.5 U	NC	NC	NC	0.7 U	14 U	NC	NC	7 U	NC	NC	2.5 U	12 U	NC	0.7 U	NC	NC	NC	NC	NC	NC
p/m-Xylene	5	1.8 U	0.7 U	2.5 U	1.8 U	5 U	2.5 U	5 U	2.5 U	5 U	0.7 U	2.5 U	NC	NC	NC	0.7 U	14 U	NC	NC	7 U	NC	NC	2.5 U	12 U	NC	0.7 U	NC	NC	NC	NC	NC	NC
sec-Butylbenzene	5	1.8 U	1.3 J	2.5 U	1.8 U	5 U	2.5 U	5 U	2.5 U	5 U	0.7 U	2.5 U	NC	NC	NC	0.7 U	14 U	NC	NC	7 U	NC	NC	2.4 J	12 U	NC	0.7 U	NC	NC	NC	NC	NC	NC
Styrene	5	1.8 U	0.7 U	2.5 U	1.8 U	5 U	2.5 U	5 U	2.5 U	5 U	0.7 UJ	2.5 U	NC	NC	NC	0.7 U	14 U	NC	NC	7 U	NC	NC	2.5 U	12 U	NC	0.7 UJ	NC	NC	NC	NC	NC	NC
tert-Butylbenzene	5	1.8 U	0.95 J	2.5 U	1.8 U	5 U	2.5 U	5 U	2.5 U	5 U	0.7 U	2.5 U	NC	NC	NC	0.7 U	14 U	NC	NC	7 U	NC	NC	2.5 U	12 U	NC	0.7 U	NC	NC	NC	NC	NC	NC
Tetrachloroethene	5	7.4	0.78	1.2	1.6	0.76 J	0.96 J	2.4	1.7	1.2	3.4	0.49 J	NC	NC	NC	1.3	3.7 J	NC	NC	1.8 U	NC	NC	0.5 U	2.5 U	NC	0.27 J	NC	NC	NC	NC	NC	NC
Toluene	5	1.8 U	0.7 U	2.5 U	1.8 U	5 U	2.5 U	5 U	2.5 U	5 U	0.7 U	2.5 U	NC	NC	NC	0.7 U	14 U	NC	NC	7 U	NC	NC	2.5 U	12 U	NC	0.7 U	NC	NC	NC	NC	NC	NC
trans-1,2-Dichloroethene	5	2.8 J	2.4 J	1.7 J	2.1 J	1.5 J	2.2 J	5 U	1.4 J	5 U	0.7 U	0.72 J	NC	NC	NC	0.7 U	14 U	NC	NC	7 U	NC	NC	2.5 U	12 U	NC	0.7 U	NC	NC	NC	NC	NC	NC
trans-1,3-Dichloropropene	0.4	0.41 U	0.16 U	0.5 U	0.41 U	1 UJ	0.5 U	1 U	0.5 U	1 U	0.16 U	0.5 U	NC	NC	NC	0.16 U	3.3 U	NC	NC	1.6 U	NC	NC	0.5 U	2.5 U	NC	0.16 U	NC	NC	NC	NC	NC	NC
trans-1,4-Dichloro-2-butene	5	0.7 U	0.7 U	2.5 U	1.8 U	5 U	2.5 U	5 U	2.5 U	5 UJ	0.7 U	2.5 UJ	NC	NC	NC	0.7 U	0.7 U	NC	NC	7 U	NC	NC	2.5 U	12 UJ	NC	0.7 U	NC	NC	NC	NC	NC	NC
Trichloroethene	5	0.42 J	0.67	1.6	2.8	2	3.5 J	2.5	2.2	1.4	0.92	3.9	NC	NC	NC	2	0.18 U	NC	NC	1.8 U	NC	NC	1.4	1.3 J	NC	0.22 J	NC	NC	NC	NC	NC	NC
Trichlorofluoromethane	5	0.7 U	0.7 U	2.5 U	1.8 U	5 U	2.5 U	5 U	2.5 U	5 U	0.7 U	2.5 U	NC	NC	NC	0.7 U	0.7 U	NC	NC	7 U	NC	NC	2.5 U	12 U	NC	0.7 U	NC	NC	NC	NC	NC	NC
Vinyl acetate	NS	1 U	1 U	5 U	2.5 U	10 U	5 U	10 U	5 U	10 UJ	1 U	5 U	NC	NC	NC	1 U	1 U	NC	NC	10 U	NC	NC	5 U	25 U	NC	1 U	NC	NC	NC	NC	NC	NC
Vinyl chloride	2	180	14	7.7	6.5	6.5	7.5 J	2 U	1 U	2.7 J	1.1 J	2.7	NC	NC	NC	1	0.07 U	NC	NC	7.7 J	NC	NC	2.5	5 U	NC	0.82 J	NC	NC	NC	NC	NC	NC
Total VOCs	NS	297	50	29	50	44	38	11	25	16	9	20	NC	NC	NC	7	817	NC	NC	21	NC	NC	67	64	NC	182	NC	NC	NC	NC	NC	NC
Total CVOCs	NS	244	22	17	25	21	30	11	18	16	9	17	NC	NC	NC	7	744	NC	NC	8	NC	NC	6	1	NC	3	NC	NC	NC	NC	NC	NC

Notes
(1) NYSDEC Ambient Water Quality Standards and Guidc
CVOCs = PCE, TCE, DCE, and VC
NC - Not collected
ND - Not detected
NS - No Standard
J - Data indicates the presence of a compound that me
U - The analyte was analyzed for, but was not detected
E - Concentration of analyte exceeds the range of the c
Highlighted values indicate exceedance of the NYSDEC

Table 3

Historic Groundwater Sampling Results
3140 Coney Island Avenue, Brooklyn, New York

| Client Sample ID: | NYSDEC (1) | MW-17 | | | | | | | | | MLWell | | | | | | | | |

Table 3

Historic Groundwater Sampling Results
3140 Coney Island Avenue, Brooklyn, New York

| Client Sample ID: | | MLWell1 | | |

Table 4

Soil Vapor Intrusion Sample Results
3140 Coney Island Avenue, Brooklyn, New York

Sample Date	1/14/2021				3/29/2021			
Sample Name	AA-1	SS001	AA-2	SS002	AA-1	SS001	AA-2	SS002
Sample Type:	Indoor Air	Sub-slab	Indoor Air	Sub-Slab	Indoor Air	Sub-slab	Indoor Air	Sub-Slab
Laboratory ID	L2102212-01	L2102212-02	L2102212-03	L2102212-04	L2115831-01	L2115831-02	L2115831-03	L2115831-04
VOCs by TO-15 in µg/m³								
1,1,1-Trichloroethane	<0.109	<10.9	<0.109	<1.09	<0.109	<6.06	<0.109	<1.09
1,1,2,2-Tetrachloroethane	<1.37	<13.7	<1.37	<1.37	<1.37	<7.62	<1.37	<1.37
1,1,2- Trichloroethane	<1.09	<10.9	<1.09	<1.09	<1.09	<6.06	<1.09	<1.09
1,1 Dichloroethane	<0.809	<8.09	<0.809	<0.809	<0.809	<4.49	<0.809	<0.809
1,1 Dichloroethene	<0.079	<7.93	<0.079	<0.793	<0.079	<4.40	<0.079	<0.793
1,2,4-Trichlorobenzene	<1.48	<14.8	<1.48	<1.48	<1.48	<8.24	<1.48	<1.48
1,2,4-Trimethylbenzene	<0.983	<9.83	1.17	3.97	<0.983	<5.46	1.34	5.11
1,2 Dibromoethane	<1.54	<15.4	<1.54	<1.54	<1.54	<8.53	<1.54	<1.54
1,2 Dichlorobenzene	<1.20	<12.0	<1.20	<1.20	<1.20	<6.67	<1.20	<1.20
1,2 Dichloroethane	<0.809	<8.09	<0.809	<0.809	<0.809	<4.49	<0.809	<0.809
1,2 Dichloropropane	<0.924	<9.24	<0.924	<0.924	<0.924	<5.13	<0.924	<0.924
1,3,5-Trimethylbenzene	<0.983	<9.83	<0.983	<0.983	<0.983	<5.46	<0.983	1.33
1,3 Butadiene	<0.442	<4.42	<0.442	<0.442	<0.442	<2.46	<0.442	<0.442
1,3 Dichlorobenzene	<1.20	<12.0	<1.20	<1.20	<1.20	<6.67	<1.20	<1.20
1,4 Dichlorobenzene	<1.20	<12.0	<1.20	<1.20	<1.20	<6.67	<1.20	<1.20
1,4-Dioxane	<0.721	<7.21	<0.721	1.36	<0.721	<4.00	<0.721	<0.721
2,2,4-Trimethylpentane	1.2	<9.34	1.22	<0.934	<0.934	<5.18	<0.934	<0.934
2-Butanone	1.95	27.4	2.46	11.8	<1.47	<8.20	6.61	3.27
2-Hexanone	<0.820	<8.20	<0.820	1.93	<0.820	<4.55	<0.820	<0.820
3-Chloropropene	<0.626	<6.26	<0.626	<0.626	<0.626	<3.47	<0.626	<0.626
p-Ethyltoluene	<0.983	<9.83	<0.983	<0.983	<0.983	<5.46	<0.983	<0.983
4-Methyl-2-pentanone	<2.05	<20.5	<2.05	<2.05	<2.05	<11.4	<2.05	<2.05
Acetone	21.6	1,310	8.77	157	8.98	67.9	18.2	99.5
Benzene	1.63	<6.39	1.64	1.37	<0.639	<3.55	<0.639	0.936
Benzyl Chloride	<1.04	<10.4	<1.04	<1.04	<1.04	<5.75	<1.04	<1.04
Bromodichloromethane	<1.34	<13.4	<1.34	<1.34	<1.34	<7.44	<1.34	<1.34
Bromoform	<2.07	<20.7	<2.07	<2.07	<2.07	<11.5	<2.07	<2.07
Bromomethane	<0.777	<7.77	<0.777	<0.777	<0.777	<4.31	<0.777	<0.777
Carbon disulfide	<0.623	14.5	<0.623	3.3	<0.623	13	<0.623	1.31
Carbon Tetrachloride	0.478	<12.6	0.428	<1.26	0.384	<6.98	0.377	<1.26
Chlorobenzene	<0.921	<9.21	<0.921	<0.921	<0.921	<5.11	<0.921	<0.921
Chloroethane	<0.528	<5.28	<0.528	<0.528	<0.528	<2.93	<0.528	<0.528
Chloroform	<0.977	<9.77	<0.977	<0.977	<0.977	<5.42	<0.977	3.01
Chloromethane	0.888	<4.13	0.826	<0.413	0.694	<2.29	1.04	<0.413
c-1,2-Dichloroethene	0.17	21.1	<0.079	0.924	6.38	54.7	1.32	4.32
c-1,3Dichloropropene	<0.908	<9.08	<0.908	<0.908	<0.908	<5.04	<0.908	<0.908
Cyclohexane	<0.688	750	<0.688	<0.688	<0.688	20.4	<0.688	<0.688
Dibromochloromethane	<1.70	<17.0	<1.70	<1.70	<1.70	<9.46	<1.70	<1.70
Dichlorodifluoromethane (Freon 12)	2.03	<9.89	1.99	2.29	2.07	9.3	2.04	2.49
Ethanol	16.6	6140	18.3	339	14.6	671	31.3	452
Ethyl Acetate	<1.80	<18.0	<1.80	<1.80	<1.80	<10.0	<1.80	<1.80
Ethyl Benzene	<0.869	<8.69	<0.869	1.48	<0.869	<4.82	<0.869	2.14
Freon 113	<1.53	<15.3	<1.53	<1.53	<1.53	<8.51	<1.53	<1.53
Freon 114	<1.40	<14.0	<1.40	<1.40	<1.40	<7.76	<1.40	<1.40
Heptane	0.848	10.5	0.828	1.01	<0.820	<4.55	<0.820	1.41
Hexachlorobutadiene	<2.13	<21.3	<2.13	<2.13	<2.13	<11.8	<2.13	<2.13
Isopropanol	9.22	67.8	9.78	5.36	4.25	<6.83	4.18	2.36
ter.ButylMethylEther	<0.721	<7.21	<0.721	<0.721	<0.721	<4.00	<0.721	<0.721
Methylene Chloride	<1.74	<17.4	<1.74	<1.74	<1.74	<9.66	<1.74	<1.74
n-Hexane	1.19	<7.05	1.18	1.35	<0.705	<3.91	<0.705	1.17
o Xylene	0.916	<8.69	0.973	2.07	<0.869	<4.82	<0.869	2.95
m + p Xylene	2.28	<17.4	2.42	5	<1.74	<9.64	<1.74	9.64
Styrene	<0.852	<8.52	<0.852	3.32	<0.852	<4.73	<0.852	<0.852
Tertiary butyl Alcohol	<1.52	285	<1.52	41.8	<1.52	13.5	<1.52	28
Tetrachloroethene	3	596	1	90.9	65	1,860	12	311
Tetrahydrofuran	<1.47	<14.7	3.27	1.91	<1.47	<8.20	12.7	<1.47
Toluene	3.58	12.9	3.6	3.96	1.4	4.56	1.23	6.52
t-1,2-Dichloroethene	<0.793	<7.93	<0.793	<0.793	<0.793	<4.40	0.912	<0.793
t-1,3Dichloropropene	<0.908	<9.08	<0.908	<0.908	<0.908	<5.04	<0.908	<0.908
Trichloroethene	0.118	23.8	<0.107	1.55	1.82	84.4	0.527	8.06
Trichlorofluoromethane (Freon 11)	1.22	15.4	1.14	2.23	1.15	110	<1.12	4.43
Vinyl Bromide	<0.874	<8.74	<0.874	<0.874	<0.874	<4.85	<0.874	<0.874
Vinyl Chloride	<0.051	<5.11	<0.051	<0.511	<0.051	<2.84	<0.051	<0.511

Notes:
< - Concentration is less than the reporting limit

CHARTS

P.W. GROSSER CONSULTING, INC.
P.W. GROSSER CONSULTING ENGINEER & HYDROGEOLOGIST, P.C.
PHONE: 631.589.6353
PWGROSSER.COM
630 JOHNSON AVENUE, STE 7
BOHEMIA, NY 11716
LONG ISLAND • MANHATTAN • SARATOGA SPRINGS • SYRACUSE • SEATTLE • SHELTON

Chart 1

Groundwater CVOCs Per Well

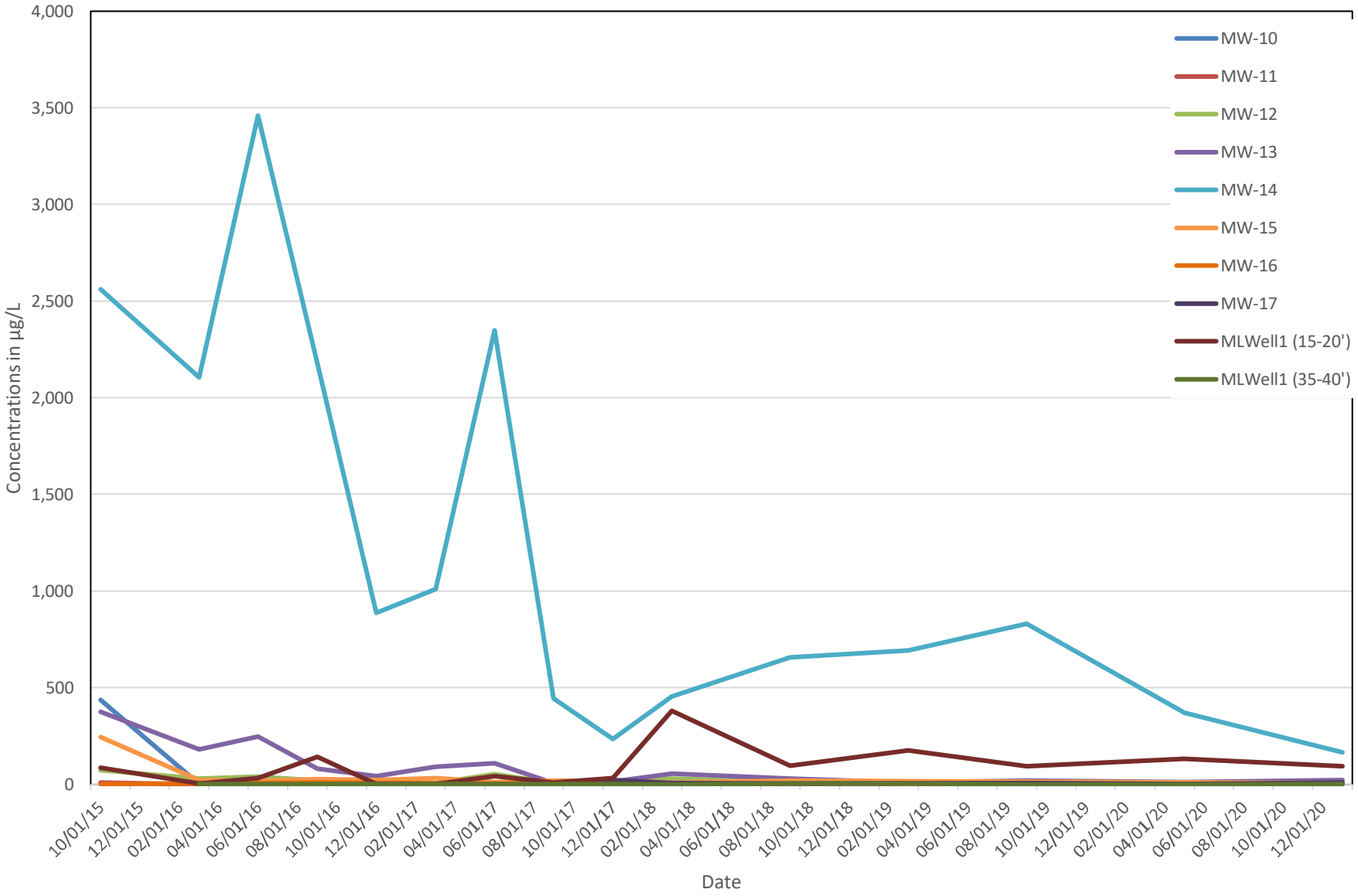

APPENDIX A

P.W. GROSSER CONSULTING, INC.
P.W. GROSSER CONSULTING ENGINEER & HYDROGEOLOGIST, P.C.
PHONE: 631.589.6353
PWGROSSER.COM
630 JOHNSON AVENUE, STE 7
BOHEMIA, NY 11716
LONG ISLAND • MANHATTAN • SARATOGA SPRINGS • SYRACUSE • SEATTLE • SHELTON

Annual / Severe Weather Inspection Form

Former Brighton Cleaners
3140 Coney Island Ave, Brooklyn, NY
NYSDEC BCP #C224157

Inspector's Name: Janette Cooley Inspection Time: 12:00

Inspection Date: March 29, 2021 Weather Conditions: Sunny, 48°F

General Site Conditions: all in working order. Site kept clean, concrete slab in good condition. Garage door kept close.

SVE System / SSDS Inspection

- Inspect and record gauge readings and instruments for appropriate operating parameters.
- Inspect the moisture separator drum.
- Inspect visible fasteners for integrity.
- Inspect for cleanliness, remove dust and grease on motor housing, inspect air filter.
- Are the indicator lights on the control panel functioning property?

Cover System - Interior

- Any visible cracks or settlement in the ground floors?
- Any other visible openings (unintended) in the ground floors?

Cover System – Exterior

- Are there any signs of significant cracks, settlement, or deterioration of paved areas?
- Has any of the pavement material been removed?
- Are there any signs of intrusive activities (drilling, digging, trenching, excavating, etc?)

Monitoring Wells

- Are the flush-mounted caps, protective casings, and well plugs / caps for the groundwater, vacuum, and ISCO (if applicable) monitoring wells secured?

Comments: System was off upon arrival. After sampling was finished, system was turned back on.

SVE System reading of hours: 437362

Inspector's Signature: 

APPENDIX B

P.W. GROSSER CONSULTING, INC.
P.W. GROSSER CONSULTING ENGINEER & HYDROGEOLOGIST, P.C.
PHONE: 631.589.6353
PWGROSSER.COM
630 JOHNSON AVENUE, STE 7
BOHEMIA, NY 11716
LONG ISLAND • MANHATTAN • SARATOGA SPRINGS • SYRACUSE • SEATTLE • SHELTON

P.W. GROSSER CONSULTING

Well Sampling Log

Well Designation:	MW-10	**Sampled By:**	NR
Site Address:	3140 Coney Island Ave.	**Project Manager:**	JLL
Project Name:	Former Brighton Cleaners	**Project Number:**	CIR2101

Relative TOC Elevation (ft):	9.60	**Well Use:**	Monitoring/Observation
Depth to Product (ft):	No Product	**Product Elevation (ft):**	NA
Depth to Water (ft):	8.6	**Groundwater Elevation (ft):**	1.00
Depth to Bottom (ft):	13.62	**Bottom Elevation (ft):**	-4.02
Height of Water Column (ft):	5.02	**Well Diameter (in):**	2
Standing Water Volume (gal):	0.82	**Calculated Purge Volume (gal):**	NA
Sample Date:	1/14/2021	**Begin Purge Time:**	13:18
Sample Time:	13:30	**Complete Purge Time:**	13:27
Purge Method:	Low-Flow	**Sample Method:**	Low-Flow
Purge Rate (mL/min):	250	**Purge Time (min):**	0:09
Sample Appearance:	Clear	**Odors Observed:**	
Analytical Laboratory:	Alpha	**Notes:**	Copper colored water.
Date Shipped:	1/14/2021		
Analyses Requested:			
VOC			

Field Indicator Parameters

Time	Temp. (°C)	pH	Cond. (mS/cm)	ORP (mV)	DO (mg/L)	Turb. (NTU)			
13:18	16.22	7.92	0.826	-62	0.82	106			
13:21	16.21	7.90	0.822	-61	0.80	34			
13:24	16.23	7.91	0.823	-60	0.80	28			
13:27	16.24	7.91	0.823	-61	0.80	39			

P.W. GROSSER CONSULTING

Well Sampling Log

Well Designation:	MW-11	**Sampled By:**	NR
Site Address:	3140 Coney Island Ave.	**Project Manager:**	JLL
Project Name:	Former Brighton Cleaners	**Project Number:**	CIR2101

Relative TOC Elevation (ft):	9.73	**Well Use:**	Monitoring/Observation
Depth to Product (ft):	No Product	**Product Elevation (ft):**	NA
Depth to Water (ft):	NA	**Groundwater Elevation (ft):**	NA
Depth to Bottom (ft):	NA	**Bottom Elevation (ft):**	NA
Height of Water Column (ft):	NA	**Well Diameter (in):**	2
Standing Water Volume (gal):	NA	**Calculated Purge Volume (gal):**	NA
Sample Date:	NA	**Begin Purge Time:**	NA
Sample Time:	NA	**Complete Purge Time:**	NA
Purge Method:	NA	**Sample Method:**	Low-Flow
Purge Rate (mL/min):	NA	**Purge Time (min):**	NA
Sample Appearance:	NA	**Odors Observed:**	
Analytical Laboratory:	NA	**Notes:**	Well could not be sampled because there was no water.
Date Shipped:	NA		
Analyses Requested:			
NA			

Field Indicator Parameters

Time	Temp. (°C)	pH	Cond. (mS/cm)	ORP (mV)	DO (mg/L)	Turb. (NTU)			

P.W. GROSSER CONSULTING

Well Sampling Log

Well Designation:	MW-12	**Sampled By:**	NR
Site Address:	3140 Coney Island Ave.	**Project Manager:**	JLL
Project Name:	Former Brighton Cleaners	**Project Number:**	CIR2101

Relative TOC Elevation (ft):	9.65	**Well Use:**	Monitoring/Observation
Depth to Product (ft):	No Product	**Product Elevation (ft):**	NA
Depth to Water (ft):	8.69	**Groundwater Elevation (ft):**	0.96
Depth to Bottom (ft):	12.05	**Bottom Elevation (ft):**	-2.40
Height of Water Column (ft):	3.36	**Well Diameter (in):**	2
Standing Water Volume (gal):	0.55	**Calculated Purge Volume (gal):**	NA
Sample Date:	1/14/2021	**Begin Purge Time:**	14:00
Sample Time:	14:22	**Complete Purge Time:**	14:21
Purge Method:	Low-Flow	**Sample Method:**	Low-Flow
Purge Rate (mL/min):	250	**Purge Time (min):**	0:21
Sample Appearance:	Clear	**Odors Observed:**	
Analytical Laboratory:	Alpha	**Notes:**	MS/MSD Sample Collected
Date Shipped:	1/14/2021		
Analyses Requested:			
VOC			

Field Indicator Parameters

Time	Temp. (°C)	pH	Cond. (mS/cm)	ORP (mV)	DO (mg/L)	Turb. (NTU)			
14:00	15.97	7.50	0.837	14	10.67	566			
14:03	16.33	7.48	0.850	17	9.05	873			
14:06	16.57	7.46	0.775	20	10.68	549			
14:09	16.71	7.45	0.744	23	9.34	223			
14:12	16.76	7.43	0.737	25	9.16	160			
14:15	16.74	7.44	0.734	24	9.02	47			
14:18	16.74	7.42	0.734	23	9.02	42			
14:21	16.75	7.43	0.732	23	9.02	44			

P.W. GROSSER CONSULTING

Well Sampling Log

Well Designation:	MW-13	**Sampled By:**	NR
Site Address:	3140 Coney Island Ave.	**Project Manager:**	JLL
Project Name:	Former Brighton Cleaners	**Project Number:**	CIR2101

Relative TOC Elevation (ft):	9.89	**Well Use:**	Monitoring/Observation
Depth to Product (ft):	No Product	**Product Elevation (ft):**	NA
Depth to Water (ft):	9.00	**Groundwater Elevation (ft):**	0.89
Depth to Bottom (ft):	13.23	**Bottom Elevation (ft):**	-3.34
Height of Water Column (ft):	4.23	**Well Diameter (in):**	2
Standing Water Volume (gal):	0.69	**Calculated Purge Volume (gal):**	NA
Sample Date:	1/14/2021	**Begin Purge Time:**	14:33
Sample Time:	14:50	**Complete Purge Time:**	14:47
Purge Method:	Low-Flow	**Sample Method:**	Low-Flow
Purge Rate (mL/min):	250	**Purge Time (min):**	0:14
Sample Appearance:	Clear	**Odors Observed:**	
Analytical Laboratory:	Alpha	**Notes:**	Dark color, then cleared up. Slight sheen on purge water.
Date Shipped:	1/14/2021		
Analyses Requested:			
VOC			

Field Indicator Parameters

Time	Temp. (°C)	pH	Cond. (mS/cm)	ORP (mV)	DO (mg/L)	Turb. (NTU)			
14:33	0.19	7.08	1.110	-86	1.95	81.5			
14:36	15.82	7.24	0.992	-98	1.99	42.7			
14:39	15.93	7.31	0.993	-118	2.19	3			
14:42	15.89	7.29	1.000	-118	2.06	2.9			
14:45	15.90	7.29	1.000	-118	2.08	2.6			
14:47	15.91	7.29	1.000	-118	2.09	2,5			

P.W. GROSSER CONSULTING

Well Sampling Log

Well Designation:	MW-14	**Sampled By:**	NR
Site Address:	3140 Coney Island Ave.	**Project Manager:**	JLL
Project Name:	Former Brighton Cleaners	**Project Number:**	CIR2101

Relative TOC Elevation (ft):	9.85	**Well Use:**	Monitoring/Observation
Depth to Product (ft):	No Product	**Product Elevation (ft):**	NA
Depth to Water (ft):	8.94	**Groundwater Elevation (ft):**	0.91
Depth to Bottom (ft):	12.54	**Bottom Elevation (ft):**	-2.69
Height of Water Column (ft):	3.60	**Well Diameter (in):**	2
Standing Water Volume (gal):	0.59	**Calculated Purge Volume (gal):**	NA
Sample Date:	1/14/2021	**Begin Purge Time:**	15:05
Sample Time:	15:20	**Complete Purge Time:**	15:17
Purge Method:	Low-Flow	**Sample Method:**	Low-Flow
Purge Rate (mL/min):	250	**Purge Time (min):**	0:12
Sample Appearance:	Clear	**Odors Observed:**	
Analytical Laboratory:	Alpha	**Notes:**	Slight odor. Sheen on pure water. DUPE sample collected.
Date Shipped:	1/14/2021		
Analyses Requested:			
VOC			

Field Indicator Parameters

Time	Temp. (°C)	pH	Cond. (mS/cm)	ORP (mV)	DO (mg/L)	Turb. (NTU)			
15:05	15.44	7.53	0.748	-111	4.39	296			
15:08	15.62	7.48	0.739	-111	4.30	50.7			
15:11	15.79	7.46	0.733	-114	4.37	18.2			
15:14	15.83	7.45	0.732	-113	4.39	5.2			
15:17	15.81	7.45	0.732	-113	4.38	6.3			

P.W. GROSSER CONSULTING

Well Sampling Log

Well Designation:	MW-15	**Sampled By:**	NR
Site Address:	3140 Coney Island Ave.	**Project Manager:**	JLL
Project Name:	Former Brighton Cleaners	**Project Number:**	CIR2101

Relative TOC Elevation (ft):	2.49	**Well Use:**	Monitoring/Observation
Depth to Product (ft):	No Product	**Product Elevation (ft):**	NA
Depth to Water (ft):	3.63	**Groundwater Elevation (ft):**	-1.14
Depth to Bottom (ft):	4.60	**Bottom Elevation (ft):**	-2.11
Height of Water Column (ft):	0.97	**Well Diameter (in):**	1
Standing Water Volume (gal):	0.04	**Calculated Purge Volume (gal):**	N/A
Sample Date:	1/14/2021	**Begin Purge Time:**	N/A
Sample Time:	13:00	**Complete Purge Time:**	N/A
Purge Method:	NA	**Sample Method:**	N/A
Purge Rate (mL/min):	NA	**Purge Time (min):**	N/A
Sample Appearance:	N/A	**Odors Observed:**	Odor
Analytical Laboratory:	Alpha	**Notes:**	Dark color. After two readings, the well went dry. Waited for well to recharge and collected sample.
Date Shipped:	1/14/2021		
Analyses Requested:			
VOC			

Field Indicator Parameters

Time	Temp. (°C)	pH	Cond. (mS/cm)	ORP (mV)	DO (mg/L)	Turb. (NTU)			
12:50	15.62	6.11	0.245	-28	6.21	721			
12:52	16.81	6.22	0.876	-27	5.11	802			

P.W. GROSSER CONSULTING

Well Sampling Log

Well Designation:	MW-16	**Sampled By:**	NR
Site Address:	3140 Coney Island Ave.	**Project Manager:**	JLL
Project Name:	Former Brighton Cleaners	**Project Number:**	CIR2101

Relative TOC Elevation (ft):	10.25	**Well Use:**	Monitoring/Observation
Depth to Product (ft):	N/A	**Product Elevation (ft):**	NA
Depth to Water (ft):	9.56	**Groundwater Elevation (ft):**	0.69
Depth to Bottom (ft):	9.56	**Bottom Elevation (ft):**	0.69
Height of Water Column (ft):	N/A	**Well Diameter (in):**	1
Standing Water Volume (gal):	N/A	**Calculated Purge Volume (gal):**	NA
Sample Date:	NA	**Begin Purge Time:**	NA
Sample Time:	N/A	**Complete Purge Time:**	NA
Purge Method:	NA	**Sample Method:**	N/A
Purge Rate (mL/min):	NA	**Purge Time (min):**	NA
Sample Appearance:	N/A	**Odors Observed:**	Odor
Analytical Laboratory:	N/A	**Notes:**	Well was not purged due to small volume of water in the well. Sample was not able to be collected.
Date Shipped:	NA		
Analyses Requested:			
N/A			

Field Indicator Parameters

Time	Temp. (°C)	pH	Cond. (mS/cm)	ORP (mV)	DO (mg/L)	Turb. (NTU)			

P.W. GROSSER CONSULTING

Well Sampling Log

Well Designation:	MW-17	**Sampled By:**	NR
Site Address:	3140 Coney Island Ave.	**Project Manager:**	JLL
Project Name:	Former Brighton Cleaners	**Project Number:**	CIR2101

Relative TOC Elevation (ft):	NM	**Well Use:**	Monitoring/Observation
Depth to Product (ft):	No Product	**Product Elevation (ft):**	NA
Depth to Water (ft):	9.45	**Groundwater Elevation (ft):**	NM
Depth to Bottom (ft):	11.40	**Bottom Elevation (ft):**	NM
Height of Water Column (ft):	1.95	**Well Diameter (in):**	4
Standing Water Volume (gal):	0.08	**Calculated Purge Volume (gal):**	NA
Sample Date:	1/14/2021	**Begin Purge Time:**	15:44
Sample Time:	16:00	**Complete Purge Time:**	15:56
Purge Method:	Low-Flow	**Sample Method:**	Low-flow
Purge Rate (mL/min):	250	**Purge Time (min):**	NA
Sample Appearance:	Dark	**Odors Observed:**	Odor
Analytical Laboratory:	Alpha	**Notes:**	Dark Color. Slight odor. Well purged dry at 12:54. Recharged by 12:57 when sample was collected.
Date Shipped:	1/14/2021		
Analyses Requested:			
VOC			

Field Indicator Parameters

Time	Temp. (°C)	pH	Cond. (mS/cm)	ORP (mV)	DO (mg/L)	Turb. (NTU)			
15:44	14.99	7.87	0.852	-54	5.27	702			
15:47	15.78	8.00	0.859	-64	1.23	498			
15:50	16.24	7.92	0.852	-64	0.92	100			
15:53	16.28	7.94	0.853	-64	0.94	104			
15:56	16.22	7.94	0.853	-64	0,93	105			

P.W. GROSSER CONSULTING

Well Sampling Log

Well Designation:	ML Well1 (15-20')	**Sampled By:**	NR
Site Address:	3140 Coney Island Ave.	**Project Manager:**	JLL
Project Name:	Former Brighton Cleaners	**Project Number:**	CIR2101

Relative TOC Elevation (ft):	NM	**Well Use:**	Monitoring/Observation
Depth to Product (ft):	No Product	**Product Elevation (ft):**	NM
Depth to Water (ft):	9.07	**Groundwater Elevation (ft):**	NM
Depth to Bottom (ft):	18.43	**Bottom Elevation (ft):**	NM
Height of Water Column (ft):	NM	**Well Diameter (in):**	1
Standing Water Volume (gal):	NM	**Calculated Purge Volume (gal):**	NM
Sample Date:	1/14/2021	**Begin Purge Time:**	12:21
Sample Time:	12:30	**Complete Purge Time:**	12:19
Purge Method:	Low-Flow	**Sample Method:**	Low-Flow
Purge Rate (mL/min):	250	**Purge Time (min):**	9
Sample Appearance:	Clear	**Odors Observed:**	
Analytical Laboratory:	Alpha	**Notes:**	The well was purged with a check valve for 9 minutes before sample was collcted.
Date Shipped:	1/14/2021		
Analyses Requested:			
VOC			

Field Indicator Parameters

Time	Temp. (°C)	pH	Cond. (mS/cm)	ORP (mV)	DO (mg/L)	Turb. (NTU)			
12:21	13.90	6.27	0.490	0	6.82	198			
12:24	17.38	6.33	0.577	-33	7.90	312			
12:27	17.84	6.39	0.600	-42	7.22	615			
12:30	17.87	6.38	0.602	-42	7.20	622			

P.W. GROSSER CONSULTING

Well Sampling Log

Well Designation:	ML Well1 (35-40')	**Sampled By:**	NR
Site Address:	3140 Coney Island Ave.	**Project Manager:**	JLL
Project Name:	Former Brighton Cleaners	**Project Number:**	CIR2101

Relative TOC Elevation (ft):	NM	**Well Use:**	Monitoring/Observation
Depth to Product (ft):	No Product	**Product Elevation (ft):**	NM
Depth to Water (ft):	9.83	**Groundwater Elevation (ft):**	NM
Depth to Bottom (ft):	NA	**Bottom Elevation (ft):**	NM
Height of Water Column (ft):	NM	**Well Diameter (in):**	1
Standing Water Volume (gal):	NM	**Calculated Purge Volume (gal):**	NM
Sample Date:	1/14/2021	**Begin Purge Time:**	12:35
Sample Time:	12:45	**Complete Purge Time:**	12:44
Purge Method:	Low-Flow	**Sample Method:**	Check Valve
Purge Rate (mL/min):	250	**Purge Time (min):**	9
Sample Appearance:	Clear	**Odors Observed:**	
Analytical Laboratory:	Alpha	**Notes:**	The well was purged with a check valve for 9 minutes before sample was collcted. A bend in the well prevented the interface probe from reaching the bottom of the well.
Date Shipped:	1/14/2021		
Analyses Requested:			
VOC			

Field Indicator Parameters

Time	Temp. (°C)	pH	Cond. (mS/cm)	ORP (mV)	DO (mg/L)	Turb. (NTU)			
12:35	15.56	6.86	4.370	-29	5.88	107			
12:38	18.05	7.01	62.400	-28	2.60	22.4			
12:41	18.07	7.02	63.200	-27	2.48	8.3			
12:43	18.04	7.03	62.600	-27	2.45	0			

APPENDIX C

P.W. GROSSER CONSULTING, INC.
P.W. GROSSER CONSULTING ENGINEER & HYDROGEOLOGIST, P.C.
PHONE: 631.589.6353
PWGROSSER.COM
630 JOHNSON AVENUE, STE 7
BOHEMIA, NY 11716
LONG ISLAND • MANHATTAN • SARATOGA SPRINGS • SYRACUSE • SEATTLE • SHELTON

ANALYTICAL REPORT

Lab Number:	L2102212
Client:	P. W. Grosser 630 Johnson Avenue Suite 7 Bohemia, NY 11716
ATTN:	Nicholas Russell
Phone:	(212) 786-7424
Project Name:	FORMER BRIGHTON CLEANERS
Project Number:	CIR2001
Report Date:	02/03/21

The original project report/data package is held by Alpha Analytical. This report/data package is paginated and should be reproduced only in its entirety. Alpha Analytical holds no responsibility for results and/or data that are not consistent with the original.

Certifications & Approvals: MA (M-MA030), NH NELAP (2062), CT (PH-0141), DoD (L2474), FL (E87814), IL (200081), LA (85084), ME (MA00030), MD (350), NJ (MA015), NY (11627), NC (685), OH (CL106), PA (68-02089), RI (LAO00299), TX (T104704419), VT (VT-0015), VA (460194), WA (C954), US Army Corps of Engineers, USDA (Permit #P330-17-00150), USFWS (Permit #206964).

320 Forbes Boulevard, Mansfield, MA 02048-1806
508-822-9300 (Fax) 508-822-3288 800-624-9220 - www.alphalab.com

Project Name: FORMER BRIGHTON CLEANERS
Project Number: CIR2001

Lab Number: L2102212
Report Date: 02/03/21

Alpha Sample ID	Client ID	Matrix	Sample Location	Collection Date/Time	Receive Date
L2102212-01	AA-1	AIR	3140 CONEY ISLAND AVE.	01/14/21 16:50	01/14/21
L2102212-02	SS001	SOIL_VAPOR	3140 CONEY ISLAND AVE.	01/14/21 16:55	01/14/21
L2102212-03	AA-2	AIR	3140 CONEY ISLAND AVE.	01/14/21 16:39	01/14/21
L2102212-04	SS002	SOIL_VAPOR	3140 CONEY ISLAND AVE.	01/14/21 16:47	01/14/21

Project Name:	FORMER BRIGHTON CLEANERS	**Lab Number:**	L2102212
Project Number:	CIR2001	**Report Date:**	02/03/21

Case Narrative

The samples were received in accordance with the Chain of Custody and no significant deviations were encountered during the preparation or analysis unless otherwise noted. Sample Receipt, Container Information, and the Chain of Custody are located at the back of the report.

Results contained within this report relate only to the samples submitted under this Alpha Lab Number and meet NELAP requirements for all NELAP accredited parameters unless otherwise noted in the following narrative. The data presented in this report is organized by parameter (i.e. VOC, SVOC, etc.). Sample specific Quality Control data (i.e. Surrogate Spike Recovery) is reported at the end of the target analyte list for each individual sample, followed by the Laboratory Batch Quality Control at the end of each parameter. Tentatively Identified Compounds (TICs), if requested, are reported for compounds identified to be present and are not part of the method/program Target Compound List, even if only a subset of the TCL are being reported. If a sample was re-analyzed or re-extracted due to a required quality control corrective action and if both sets of data are reported, the Laboratory ID of the re-analysis or re-extraction is designated with an "R" or "RE", respectively.

When multiple Batch Quality Control elements are reported (e.g. more than one LCS), the associated samples for each element are noted in the grey shaded header line of each data table. Any Laboratory Batch, Sample Specific % recovery or RPD value that is outside the listed Acceptance Criteria is bolded in the report. In reference to questions H (CAM) or 4 (RCP) when "NO" is checked, the performance criteria for CAM and RCP methods allow for some quality control failures to occur and still be within method compliance. In these instances, the specific failure is not narrated but noted in the associated QC Outlier Summary Report, located directly after the Case Narrative. QC information is also incorporated in the Data Usability Assessment table (Format 11) of our Data Merger tool, where it can be reviewed in conjunction with the sample result, associated regulatory criteria and any associated data usability implications.

Soil/sediments, solids and tissues are reported on a dry weight basis unless otherwise noted. Definitions of all data qualifiers and acronyms used in this report are provided in the Glossary located at the back of the report.

HOLD POLICY - For samples submitted on hold, Alpha's policy is to hold samples (with the exception of Air canisters) free of charge for 21 calendar days from the date the project is completed. After 21 calendar days, we will dispose of all samples submitted including those put on hold unless you have contacted your Alpha Project Manager and made arrangements for Alpha to continue to hold the samples. Air canisters will be disposed after 3 business days from the date the project is completed.

Please contact Project Management at 800-624-9220 with any questions.

Project Name:	FORMER BRIGHTON CLEANERS	**Lab Number:**	L2102212
Project Number:	CIR2001	**Report Date:**	02/03/21

Case Narrative (continued)

Report Revision

This report replaces the one previously issued on January 19, 2021. The report has been amended to update the sample IDs for L2102212-02 and L2102212-04 at the request of the client. A revised CoC is included.

Volatile Organics in Air

Canisters were released from the laboratory on January 13, 2021. The canister certification results are provided as an addendum.

L2102212-02: The sample has elevated detection limits due to the dilution required by the elevated concentrations of target compounds in the sample.

L2102212-04:The quality control sample CCAL, associated with L2102212-04, did not meet the acceptance criteria for the full scan analysis. The associated compound for those samples were reported from the SIM analysis.

The WG1456117-3 LCS recovery for 3-chloropropene (140%) is above the upper 130% acceptance limit. All samples associated with this LCS do not have reportable amounts of this analyte.

I, the undersigned, attest under the pains and penalties of perjury that, to the best of my knowledge and belief and based upon my personal inquiry of those responsible for providing the information contained in this analytical report, such information is accurate and complete. This certificate of analysis is not complete unless this page accompanies any and all pages of this report.

Authorized Signature: Christopher J. Anderson

Title: Technical Director/Representative Date: 02/03/21

AIR

Project Name: FORMER BRIGHTON CLEANERS
Project Number: CIR2001

Lab Number: L2102212
Report Date: 02/03/21

SAMPLE RESULTS

Lab ID: L2102212-01
Client ID: AA-1
Sample Location: 3140 CONEY ISLAND AVE.

Date Collected: 01/14/21 16:50
Date Received: 01/14/21
Field Prep: Not Specified

Sample Depth:
Matrix: Air
Anaytical Method: 48,TO-15
Analytical Date: 01/18/21 17:46
Analyst: TS

	ppbV			ug/m3				
Parameter	**Results**	**RL**	**MDL**	**Results**	**RL**	**MDL**	**Qualifier**	**Dilution Factor**
Volatile Organics in Air - Mansfield Lab								
Dichlorodifluoromethane	0.410	0.200	--	2.03	0.989	--		1
Chloromethane	0.430	0.200	--	0.888	0.413	--		1
Freon-114	ND	0.200	--	ND	1.40	--		1
1,3-Butadiene	ND	0.200	--	ND	0.442	--		1
Bromomethane	ND	0.200	--	ND	0.777	--		1
Chloroethane	ND	0.200	--	ND	0.528	--		1
Ethanol	8.81	5.00	--	16.6	9.42	--		1
Vinyl bromide	ND	0.200	--	ND	0.874	--		1
Acetone	9.08	1.00	--	21.6	2.38	--		1
Trichlorofluoromethane	0.217	0.200	--	1.22	1.12	--		1
Isopropanol	3.75	0.500	--	9.22	1.23	--		1
Tertiary butyl Alcohol	ND	0.500	--	ND	1.52	--		1
Methylene chloride	ND	0.500	--	ND	1.74	--		1
3-Chloropropene	ND	0.200	--	ND	0.626	--		1
Carbon disulfide	ND	0.200	--	ND	0.623	--		1
Freon-113	ND	0.200	--	ND	1.53	--		1
trans-1,2-Dichloroethene	ND	0.200	--	ND	0.793	--		1
1,1-Dichloroethane	ND	0.200	--	ND	0.809	--		1
Methyl tert butyl ether	ND	0.200	--	ND	0.721	--		1
2-Butanone	0.661	0.500	--	1.95	1.47	--		1
Ethyl Acetate	ND	0.500	--	ND	1.80	--		1
Chloroform	ND	0.200	--	ND	0.977	--		1
Tetrahydrofuran	ND	0.500	--	ND	1.47	--		1

Project Name: FORMER BRIGHTON CLEANERS
Project Number: CIR2001
Lab Number: L2102212
Report Date: 02/03/21

SAMPLE RESULTS

Lab ID: L2102212-01
Client ID: AA-1
Sample Location: 3140 CONEY ISLAND AVE.

Date Collected: 01/14/21 16:50
Date Received: 01/14/21
Field Prep: Not Specified

Sample Depth:

Parameter	ppbV Results	ppbV RL	ppbV MDL	ug/m3 Results	ug/m3 RL	ug/m3 MDL	Qualifier	Dilution Factor
Volatile Organics in Air - Mansfield Lab								
1,2-Dichloroethane	ND	0.200	--	ND	0.809	--		1
n-Hexane	0.337	0.200	--	1.19	0.705	--		1
Benzene	0.510	0.200	--	1.63	0.639	--		1
Cyclohexane	ND	0.200	--	ND	0.688	--		1
1,2-Dichloropropane	ND	0.200	--	ND	0.924	--		1
Bromodichloromethane	ND	0.200	--	ND	1.34	--		1
1,4-Dioxane	ND	0.200	--	ND	0.721	--		1
2,2,4-Trimethylpentane	0.256	0.200	--	1.20	0.934	--		1
Heptane	0.207	0.200	--	0.848	0.820	--		1
cis-1,3-Dichloropropene	ND	0.200	--	ND	0.908	--		1
4-Methyl-2-pentanone	ND	0.500	--	ND	2.05	--		1
trans-1,3-Dichloropropene	ND	0.200	--	ND	0.908	--		1
1,1,2-Trichloroethane	ND	0.200	--	ND	1.09	--		1
Toluene	0.950	0.200	--	3.58	0.754	--		1
2-Hexanone	ND	0.200	--	ND	0.820	--		1
Dibromochloromethane	ND	0.200	--	ND	1.70	--		1
1,2-Dibromoethane	ND	0.200	--	ND	1.54	--		1
Chlorobenzene	ND	0.200	--	ND	0.921	--		1
Ethylbenzene	ND	0.200	--	ND	0.869	--		1
p/m-Xylene	0.524	0.400	--	2.28	1.74	--		1
Bromoform	ND	0.200	--	ND	2.07	--		1
Styrene	ND	0.200	--	ND	0.852	--		1
1,1,2,2-Tetrachloroethane	ND	0.200	--	ND	1.37	--		1
o-Xylene	0.211	0.200	--	0.916	0.869	--		1
4-Ethyltoluene	ND	0.200	--	ND	0.983	--		1
1,3,5-Trimethylbenzene	ND	0.200	--	ND	0.983	--		1

Project Name: FORMER BRIGHTON CLEANERS
Project Number: CIR2001

Lab Number: L2102212
Report Date: 02/03/21

SAMPLE RESULTS

Lab ID: L2102212-01
Client ID: AA-1
Sample Location: 3140 CONEY ISLAND AVE.

Date Collected: 01/14/21 16:50
Date Received: 01/14/21
Field Prep: Not Specified

Sample Depth:

Parameter	ppbV Results	ppbV RL	ppbV MDL	ug/m3 Results	ug/m3 RL	ug/m3 MDL	Qualifier	Dilution Factor
Volatile Organics in Air - Mansfield Lab								
1,2,4-Trimethylbenzene	ND	0.200	--	ND	0.983	--		1
Benzyl chloride	ND	0.200	--	ND	1.04	--		1
1,3-Dichlorobenzene	ND	0.200	--	ND	1.20	--		1
1,4-Dichlorobenzene	ND	0.200	--	ND	1.20	--		1
1,2-Dichlorobenzene	ND	0.200	--	ND	1.20	--		1
1,2,4-Trichlorobenzene	ND	0.200	--	ND	1.48	--		1
Hexachlorobutadiene	ND	0.200	--	ND	2.13	--		1

Internal Standard	% Recovery	Qualifier	Acceptance Criteria
1,4-Difluorobenzene	91		60-140
Bromochloromethane	93		60-140
chlorobenzene-d5	90		60-140

Project Name: FORMER BRIGHTON CLEANERS
Project Number: CIR2001
Lab Number: L2102212
Report Date: 02/03/21

SAMPLE RESULTS

Lab ID: L2102212-01
Client ID: AA-1
Sample Location: 3140 CONEY ISLAND AVE.

Date Collected: 01/14/21 16:50
Date Received: 01/14/21
Field Prep: Not Specified

Sample Depth:
Matrix: Air
Anaytical Method: 48,TO-15-SIM
Analytical Date: 01/18/21 17:46
Analyst: TS

	ppbV			ug/m3				
Parameter	**Results**	**RL**	**MDL**	**Results**	**RL**	**MDL**	**Qualifier**	**Dilution Factor**
Volatile Organics in Air by SIM - Mansfield Lab								
Vinyl chloride	ND	0.020	--	ND	0.051	--		1
1,1-Dichloroethene	ND	0.020	--	ND	0.079	--		1
cis-1,2-Dichloroethene	0.043	0.020	--	0.170	0.079	--		1
1,1,1-Trichloroethane	ND	0.020	--	ND	0.109	--		1
Carbon tetrachloride	0.076	0.020	--	0.478	0.126	--		1
Trichloroethene	0.022	0.020	--	0.118	0.107	--		1
Tetrachloroethene	0.410	0.020	--	2.78	0.136	--		1

Internal Standard	**% Recovery**	**Qualifier**	**Acceptance Criteria**
1,4-difluorobenzene	95		60-140
bromochloromethane	95		60-140
chlorobenzene-d5	94		60-140

Project Name: FORMER BRIGHTON CLEANERS
Project Number: CIR2001
Lab Number: L2102212
Report Date: 02/03/21

SAMPLE RESULTS

Lab ID: L2102212-02 D
Client ID: SS001
Sample Location: 3140 CONEY ISLAND AVE.

Date Collected: 01/14/21 16:55
Date Received: 01/14/21
Field Prep: Not Specified

Sample Depth:
Matrix: Soil_Vapor
Anaytical Method: 48,TO-15
Analytical Date: 01/19/21 01:17
Analyst: TS

	ppbV			ug/m3				
Parameter	**Results**	**RL**	**MDL**	**Results**	**RL**	**MDL**	**Qualifier**	**Dilution Factor**
Volatile Organics in Air - Mansfield Lab								
Dichlorodifluoromethane	ND	2.00	--	ND	9.89	--		10
Chloromethane	ND	2.00	--	ND	4.13	--		10
Freon-114	ND	2.00	--	ND	14.0	--		10
Vinyl chloride	ND	2.00	--	ND	5.11	--		10
1,3-Butadiene	ND	2.00	--	ND	4.42	--		10
Bromomethane	ND	2.00	--	ND	7.77	--		10
Chloroethane	ND	2.00	--	ND	5.28	--		10
Ethanol	3260	50.0	--	6140	94.2	--		10
Vinyl bromide	ND	2.00	--	ND	8.74	--		10
Acetone	553	10.0	--	1310	23.8	--		10
Trichlorofluoromethane	2.74	2.00	--	15.4	11.2	--		10
Isopropanol	27.6	5.00	--	67.8	12.3	--		10
1,1-Dichloroethene	ND	2.00	--	ND	7.93	--		10
Tertiary butyl Alcohol	93.9	5.00	--	285	15.2	--		10
Methylene chloride	ND	5.00	--	ND	17.4	--		10
3-Chloropropene	ND	2.00	--	ND	6.26	--		10
Carbon disulfide	4.67	2.00	--	14.5	6.23	--		10
Freon-113	ND	2.00	--	ND	15.3	--		10
trans-1,2-Dichloroethene	ND	2.00	--	ND	7.93	--		10
1,1-Dichloroethane	ND	2.00	--	ND	8.09	--		10
Methyl tert butyl ether	ND	2.00	--	ND	7.21	--		10
2-Butanone	9.28	5.00	--	27.4	14.7	--		10
cis-1,2-Dichloroethene	5.32	2.00	--	21.1	7.93	--		10

Project Name: FORMER BRIGHTON CLEANERS
Project Number: CIR2001
Lab Number: L2102212
Report Date: 02/03/21

SAMPLE RESULTS

Lab ID: L2102212-02 D
Client ID: SS001
Sample Location: 3140 CONEY ISLAND AVE.

Date Collected: 01/14/21 16:55
Date Received: 01/14/21
Field Prep: Not Specified

Sample Depth:

Parameter	ppbV Results	ppbV RL	ppbV MDL	ug/m3 Results	ug/m3 RL	ug/m3 MDL	Qualifier	Dilution Factor
Volatile Organics in Air - Mansfield Lab								
Ethyl Acetate	ND	5.00	--	ND	18.0	--		10
Chloroform	ND	2.00	--	ND	9.77	--		10
Tetrahydrofuran	ND	5.00	--	ND	14.7	--		10
1,2-Dichloroethane	ND	2.00	--	ND	8.09	--		10
n-Hexane	ND	2.00	--	ND	7.05	--		10
1,1,1-Trichloroethane	ND	2.00	--	ND	10.9	--		10
Benzene	ND	2.00	--	ND	6.39	--		10
Carbon tetrachloride	ND	2.00	--	ND	12.6	--		10
Cyclohexane	218	2.00	--	750	6.88	--		10
1,2-Dichloropropane	ND	2.00	--	ND	9.24	--		10
Bromodichloromethane	ND	2.00	--	ND	13.4	--		10
1,4-Dioxane	ND	2.00	--	ND	7.21	--		10
Trichloroethene	4.43	2.00	--	23.8	10.7	--		10
2,2,4-Trimethylpentane	ND	2.00	--	ND	9.34	--		10
Heptane	2.57	2.00	--	10.5	8.20	--		10
cis-1,3-Dichloropropene	ND	2.00	--	ND	9.08	--		10
4-Methyl-2-pentanone	ND	5.00	--	ND	20.5	--		10
trans-1,3-Dichloropropene	ND	2.00	--	ND	9.08	--		10
1,1,2-Trichloroethane	ND	2.00	--	ND	10.9	--		10
Toluene	3.43	2.00	--	12.9	7.54	--		10
2-Hexanone	ND	2.00	--	ND	8.20	--		10
Dibromochloromethane	ND	2.00	--	ND	17.0	--		10
1,2-Dibromoethane	ND	2.00	--	ND	15.4	--		10
Tetrachloroethene	87.9	2.00	--	596	13.6	--		10
Chlorobenzene	ND	2.00	--	ND	9.21	--		10
Ethylbenzene	ND	2.00	--	ND	8.69	--		10

Project Name: FORMER BRIGHTON CLEANERS
Project Number: CIR2001
Lab Number: L2102212
Report Date: 02/03/21

SAMPLE RESULTS

Lab ID: L2102212-02 D
Client ID: SS001
Sample Location: 3140 CONEY ISLAND AVE.

Date Collected: 01/14/21 16:55
Date Received: 01/14/21
Field Prep: Not Specified

Sample Depth:

Parameter	ppbV Results	ppbV RL	ppbV MDL	ug/m3 Results	ug/m3 RL	ug/m3 MDL	Qualifier	Dilution Factor
Volatile Organics in Air - Mansfield Lab								
p/m-Xylene	ND	4.00	--	ND	17.4	--		10
Bromoform	ND	2.00	--	ND	20.7	--		10
Styrene	ND	2.00	--	ND	8.52	--		10
1,1,2,2-Tetrachloroethane	ND	2.00	--	ND	13.7	--		10
o-Xylene	ND	2.00	--	ND	8.69	--		10
4-Ethyltoluene	ND	2.00	--	ND	9.83	--		10
1,3,5-Trimethylbenzene	ND	2.00	--	ND	9.83	--		10
1,2,4-Trimethylbenzene	ND	2.00	--	ND	9.83	--		10
Benzyl chloride	ND	2.00	--	ND	10.4	--		10
1,3-Dichlorobenzene	ND	2.00	--	ND	12.0	--		10
1,4-Dichlorobenzene	ND	2.00	--	ND	12.0	--		10
1,2-Dichlorobenzene	ND	2.00	--	ND	12.0	--		10
1,2,4-Trichlorobenzene	ND	2.00	--	ND	14.8	--		10
Hexachlorobutadiene	ND	2.00	--	ND	21.3	--		10

Internal Standard	% Recovery	Qualifier	Acceptance Criteria
1,4-Difluorobenzene	94		60-140
Bromochloromethane	93		60-140
chlorobenzene-d5	94		60-140

Project Name: FORMER BRIGHTON CLEANERS
Project Number: CIR2001
Lab Number: L2102212
Report Date: 02/03/21

SAMPLE RESULTS

Lab ID: L2102212-03
Client ID: AA-2
Sample Location: 3140 CONEY ISLAND AVE.

Date Collected: 01/14/21 16:39
Date Received: 01/14/21
Field Prep: Not Specified

Sample Depth:
Matrix: Air
Anaytical Method: 48,TO-15
Analytical Date: 01/18/21 18:27
Analyst: TS

	ppbV			ug/m3				
Parameter	**Results**	**RL**	**MDL**	**Results**	**RL**	**MDL**	**Qualifier**	**Dilution Factor**
Volatile Organics in Air - Mansfield Lab								
Dichlorodifluoromethane	0.403	0.200	--	1.99	0.989	--		1
Chloromethane	0.400	0.200	--	0.826	0.413	--		1
Freon-114	ND	0.200	--	ND	1.40	--		1
1,3-Butadiene	ND	0.200	--	ND	0.442	--		1
Bromomethane	ND	0.200	--	ND	0.777	--		1
Chloroethane	ND	0.200	--	ND	0.528	--		1
Ethanol	9.71	5.00	--	18.3	9.42	--		1
Vinyl bromide	ND	0.200	--	ND	0.874	--		1
Acetone	3.69	1.00	--	8.77	2.38	--		1
Trichlorofluoromethane	0.203	0.200	--	1.14	1.12	--		1
Isopropanol	3.98	0.500	--	9.78	1.23	--		1
Tertiary butyl Alcohol	ND	0.500	--	ND	1.52	--		1
Methylene chloride	ND	0.500	--	ND	1.74	--		1
3-Chloropropene	ND	0.200	--	ND	0.626	--		1
Carbon disulfide	ND	0.200	--	ND	0.623	--		1
Freon-113	ND	0.200	--	ND	1.53	--		1
trans-1,2-Dichloroethene	ND	0.200	--	ND	0.793	--		1
1,1-Dichloroethane	ND	0.200	--	ND	0.809	--		1
Methyl tert butyl ether	ND	0.200	--	ND	0.721	--		1
2-Butanone	0.834	0.500	--	2.46	1.47	--		1
Ethyl Acetate	ND	0.500	--	ND	1.80	--		1
Chloroform	ND	0.200	--	ND	0.977	--		1
Tetrahydrofuran	1.11	0.500	--	3.27	1.47	--		1

Project Name: FORMER BRIGHTON CLEANERS
Project Number: CIR2001
Lab Number: L2102212
Report Date: 02/03/21

SAMPLE RESULTS

Lab ID: L2102212-03
Client ID: AA-2
Sample Location: 3140 CONEY ISLAND AVE.

Date Collected: 01/14/21 16:39
Date Received: 01/14/21
Field Prep: Not Specified

Sample Depth:

Parameter	ppbV Results	ppbV RL	ppbV MDL	ug/m3 Results	ug/m3 RL	ug/m3 MDL	Qualifier	Dilution Factor
Volatile Organics in Air - Mansfield Lab								
1,2-Dichloroethane	ND	0.200	--	ND	0.809	--		1
n-Hexane	0.336	0.200	--	1.18	0.705	--		1
Benzene	0.513	0.200	--	1.64	0.639	--		1
Cyclohexane	ND	0.200	--	ND	0.688	--		1
1,2-Dichloropropane	ND	0.200	--	ND	0.924	--		1
Bromodichloromethane	ND	0.200	--	ND	1.34	--		1
1,4-Dioxane	ND	0.200	--	ND	0.721	--		1
2,2,4-Trimethylpentane	0.262	0.200	--	1.22	0.934	--		1
Heptane	0.202	0.200	--	0.828	0.820	--		1
cis-1,3-Dichloropropene	ND	0.200	--	ND	0.908	--		1
4-Methyl-2-pentanone	ND	0.500	--	ND	2.05	--		1
trans-1,3-Dichloropropene	ND	0.200	--	ND	0.908	--		1
1,1,2-Trichloroethane	ND	0.200	--	ND	1.09	--		1
Toluene	0.954	0.200	--	3.60	0.754	--		1
2-Hexanone	ND	0.200	--	ND	0.820	--		1
Dibromochloromethane	ND	0.200	--	ND	1.70	--		1
1,2-Dibromoethane	ND	0.200	--	ND	1.54	--		1
Chlorobenzene	ND	0.200	--	ND	0.921	--		1
Ethylbenzene	ND	0.200	--	ND	0.869	--		1
p/m-Xylene	0.556	0.400	--	2.42	1.74	--		1
Bromoform	ND	0.200	--	ND	2.07	--		1
Styrene	ND	0.200	--	ND	0.852	--		1
1,1,2,2-Tetrachloroethane	ND	0.200	--	ND	1.37	--		1
o-Xylene	0.224	0.200	--	0.973	0.869	--		1
4-Ethyltoluene	ND	0.200	--	ND	0.983	--		1
1,3,5-Trimethylbenzene	ND	0.200	--	ND	0.983	--		1

Project Name: FORMER BRIGHTON CLEANERS
Project Number: CIR2001

Lab Number: L2102212
Report Date: 02/03/21

SAMPLE RESULTS

Lab ID: L2102212-03
Client ID: AA-2
Sample Location: 3140 CONEY ISLAND AVE.

Date Collected: 01/14/21 16:39
Date Received: 01/14/21
Field Prep: Not Specified

Sample Depth:

Parameter	ppbV Results	ppbV RL	ppbV MDL	ug/m3 Results	ug/m3 RL	ug/m3 MDL	Qualifier	Dilution Factor
Volatile Organics in Air - Mansfield Lab								
1,2,4-Trimethylbenzene	0.237	0.200	--	1.17	0.983	--		1
Benzyl chloride	ND	0.200	--	ND	1.04	--		1
1,3-Dichlorobenzene	ND	0.200	--	ND	1.20	--		1
1,4-Dichlorobenzene	ND	0.200	--	ND	1.20	--		1
1,2-Dichlorobenzene	ND	0.200	--	ND	1.20	--		1
1,2,4-Trichlorobenzene	ND	0.200	--	ND	1.48	--		1
Hexachlorobutadiene	ND	0.200	--	ND	2.13	--		1

Internal Standard	% Recovery	Qualifier	Acceptance Criteria
1,4-Difluorobenzene	96		60-140
Bromochloromethane	99		60-140
chlorobenzene-d5	95		60-140

Project Name: FORMER BRIGHTON CLEANERS
Project Number: CIR2001
Lab Number: L2102212
Report Date: 02/03/21

SAMPLE RESULTS

Lab ID: L2102212-03
Client ID: AA-2
Sample Location: 3140 CONEY ISLAND AVE.

Date Collected: 01/14/21 16:39
Date Received: 01/14/21
Field Prep: Not Specified

Sample Depth:
Matrix: Air
Anaytical Method: 48,TO-15-SIM
Analytical Date: 01/18/21 18:27
Analyst: TS

	ppbV			ug/m3				
Parameter	**Results**	**RL**	**MDL**	**Results**	**RL**	**MDL**	**Qualifier**	**Dilution Factor**
Volatile Organics in Air by SIM - Mansfield Lab								
Vinyl chloride	ND	0.020	--	ND	0.051	--		1
1,1-Dichloroethene	ND	0.020	--	ND	0.079	--		1
cis-1,2-Dichloroethene	ND	0.020	--	ND	0.079	--		1
1,1,1-Trichloroethane	ND	0.020	--	ND	0.109	--		1
Carbon tetrachloride	0.068	0.020	--	0.428	0.126	--		1
Trichloroethene	ND	0.020	--	ND	0.107	--		1
Tetrachloroethene	0.209	0.020	--	1.42	0.136	--		1

Internal Standard	**% Recovery**	**Qualifier**	**Acceptance Criteria**
1,4-difluorobenzene	101		60-140
bromochloromethane	102		60-140
chlorobenzene-d5	99		60-140

Project Name: FORMER BRIGHTON CLEANERS
Project Number: CIR2001
Lab Number: L2102212
Report Date: 02/03/21

SAMPLE RESULTS

Lab ID: L2102212-04
Client ID: SS002
Sample Location: 3140 CONEY ISLAND AVE.

Date Collected: 01/14/21 16:47
Date Received: 01/14/21
Field Prep: Not Specified

Sample Depth:
Matrix: Soil_Vapor
Anaytical Method: 48,TO-15
Analytical Date: 01/19/21 05:39
Analyst: TS

	ppbV			ug/m3				
Parameter	**Results**	**RL**	**MDL**	**Results**	**RL**	**MDL**	**Qualifier**	**Dilution Factor**
Volatile Organics in Air - Mansfield Lab								
Dichlorodifluoromethane	0.463	0.200	--	2.29	0.989	--		1
Chloromethane	ND	0.200	--	ND	0.413	--		1
Freon-114	ND	0.200	--	ND	1.40	--		1
Vinyl chloride	ND	0.200	--	ND	0.511	--		1
1,3-Butadiene	ND	0.200	--	ND	0.442	--		1
Bromomethane	ND	0.200	--	ND	0.777	--		1
Chloroethane	ND	0.200	--	ND	0.528	--		1
Ethanol	180	5.00	--	339	9.42	--		1
Vinyl bromide	ND	0.200	--	ND	0.874	--		1
Acetone	65.9	1.00	--	157	2.38	--		1
Trichlorofluoromethane	0.396	0.200	--	2.23	1.12	--		1
Isopropanol	2.18	0.500	--	5.36	1.23	--		1
1,1-Dichloroethene	ND	0.200	--	ND	0.793	--		1
Tertiary butyl Alcohol	13.8	0.500	--	41.8	1.52	--		1
Methylene chloride	ND	0.500	--	ND	1.74	--		1
3-Chloropropene	ND	0.200	--	ND	0.626	--		1
Carbon disulfide	1.06	0.200	--	3.30	0.623	--		1
Freon-113	ND	0.200	--	ND	1.53	--		1
trans-1,2-Dichloroethene	ND	0.200	--	ND	0.793	--		1
1,1-Dichloroethane	ND	0.200	--	ND	0.809	--		1
Methyl tert butyl ether	ND	0.200	--	ND	0.721	--		1
2-Butanone	4.01	0.500	--	11.8	1.47	--		1
cis-1,2-Dichloroethene	0.233	0.200	--	0.924	0.793	--		1

Project Name: FORMER BRIGHTON CLEANERS
Project Number: CIR2001
Lab Number: L2102212
Report Date: 02/03/21

SAMPLE RESULTS

Lab ID: L2102212-04
Client ID: SS002
Sample Location: 3140 CONEY ISLAND AVE.

Date Collected: 01/14/21 16:47
Date Received: 01/14/21
Field Prep: Not Specified

Sample Depth:

Parameter	ppbV Results	ppbV RL	ppbV MDL	ug/m3 Results	ug/m3 RL	ug/m3 MDL	Qualifier	Dilution Factor
Volatile Organics in Air - Mansfield Lab								
Ethyl Acetate	ND	0.500	--	ND	1.80	--		1
Chloroform	ND	0.200	--	ND	0.977	--		1
Tetrahydrofuran	0.648	0.500	--	1.91	1.47	--		1
1,2-Dichloroethane	ND	0.200	--	ND	0.809	--		1
n-Hexane	0.383	0.200	--	1.35	0.705	--		1
1,1,1-Trichloroethane	ND	0.200	--	ND	1.09	--		1
Benzene	0.430	0.200	--	1.37	0.639	--		1
Carbon tetrachloride	ND	0.200	--	ND	1.26	--		1
Cyclohexane	ND	0.200	--	ND	0.688	--		1
1,2-Dichloropropane	ND	0.200	--	ND	0.924	--		1
Bromodichloromethane	ND	0.200	--	ND	1.34	--		1
1,4-Dioxane	0.378	0.200	--	1.36	0.721	--		1
Trichloroethene	0.288	0.200	--	1.55	1.07	--		1
2,2,4-Trimethylpentane	ND	0.200	--	ND	0.934	--		1
Heptane	0.247	0.200	--	1.01	0.820	--		1
cis-1,3-Dichloropropene	ND	0.200	--	ND	0.908	--		1
4-Methyl-2-pentanone	ND	0.500	--	ND	2.05	--		1
trans-1,3-Dichloropropene	ND	0.200	--	ND	0.908	--		1
1,1,2-Trichloroethane	ND	0.200	--	ND	1.09	--		1
Toluene	1.05	0.200	--	3.96	0.754	--		1
Dibromochloromethane	ND	0.200	--	ND	1.70	--		1
1,2-Dibromoethane	ND	0.200	--	ND	1.54	--		1
Tetrachloroethene	13.4	0.200	--	90.9	1.36	--		1
Chlorobenzene	ND	0.200	--	ND	0.921	--		1
Ethylbenzene	0.341	0.200	--	1.48	0.869	--		1
p/m-Xylene	1.15	0.400	--	5.00	1.74	--		1

Project Name: FORMER BRIGHTON CLEANERS
Project Number: CIR2001

Lab Number: L2102212
Report Date: 02/03/21

SAMPLE RESULTS

Lab ID: L2102212-04
Client ID: SS002
Sample Location: 3140 CONEY ISLAND AVE.

Date Collected: 01/14/21 16:47
Date Received: 01/14/21
Field Prep: Not Specified

Sample Depth:

Parameter	ppbV Results	ppbV RL	ppbV MDL	ug/m3 Results	ug/m3 RL	ug/m3 MDL	Qualifier	Dilution Factor
Volatile Organics in Air - Mansfield Lab								
Bromoform	ND	0.200	--	ND	2.07	--		1
Styrene	0.780	0.200	--	3.32	0.852	--		1
1,1,2,2-Tetrachloroethane	ND	0.200	--	ND	1.37	--		1
o-Xylene	0.476	0.200	--	2.07	0.869	--		1
4-Ethyltoluene	ND	0.200	--	ND	0.983	--		1
1,3,5-Trimethylbenzene	ND	0.200	--	ND	0.983	--		1
1,2,4-Trimethylbenzene	0.807	0.200	--	3.97	0.983	--		1
Benzyl chloride	ND	0.200	--	ND	1.04	--		1
1,3-Dichlorobenzene	ND	0.200	--	ND	1.20	--		1
1,4-Dichlorobenzene	ND	0.200	--	ND	1.20	--		1
1,2-Dichlorobenzene	ND	0.200	--	ND	1.20	--		1
1,2,4-Trichlorobenzene	ND	0.200	--	ND	1.48	--		1
Hexachlorobutadiene	ND	0.200	--	ND	2.13	--		1

Internal Standard	% Recovery	Qualifier	Acceptance Criteria
1,4-Difluorobenzene	91		60-140
Bromochloromethane	92		60-140
chlorobenzene-d5	95		60-140

Project Name: FORMER BRIGHTON CLEANERS
Project Number: CIR2001

Lab Number: L2102212
Report Date: 02/03/21

SAMPLE RESULTS

Lab ID: L2102212-04
Client ID: SS002
Sample Location: 3140 CONEY ISLAND AVE.

Date Collected: 01/14/21 16:47
Date Received: 01/14/21
Field Prep: Not Specified

Sample Depth:
Matrix: Soil_Vapor
Anaytical Method: 48,TO-15-SIM
Analytical Date: 01/19/21 05:39
Analyst: TS

	ppbV			ug/m3				
Parameter	**Results**	**RL**	**MDL**	**Results**	**RL**	**MDL**	**Qualifier**	**Dilution Factor**
Volatile Organics in Air by SIM - Mansfield Lab								
2-Hexanone	0.471	0.200	--	1.93	0.820	--		1

Internal Standard	**% Recovery**	**Qualifier**	**Acceptance Criteria**
1,4-difluorobenzene	95		60-140
bromochloromethane	94		60-140
chlorobenzene-d5	98		60-140

Project Name: FORMER BRIGHTON CLEANERS
Project Number: CIR2001
Lab Number: L2102212
Report Date: 02/03/21

Method Blank Analysis
Batch Quality Control

Analytical Method: 48,TO-15-SIM
Analytical Date: 01/18/21 15:19

Parameter	ppbV Results	ppbV RL	ppbV MDL	ug/m3 Results	ug/m3 RL	ug/m3 MDL	Qualifier	Dilution Factor
Volatile Organics in Air by SIM - Mansfield Lab for sample(s): 01,03-04 Batch: WG1456116-4								
Vinyl chloride	ND	0.020	--	ND	0.051	--		1
1,1-Dichloroethene	ND	0.020	--	ND	0.079	--		1
cis-1,2-Dichloroethene	ND	0.020	--	ND	0.079	--		1
1,1,1-Trichloroethane	ND	0.020	--	ND	0.109	--		1
Carbon tetrachloride	ND	0.020	--	ND	0.126	--		1
Trichloroethene	ND	0.020	--	ND	0.107	--		1
2-Hexanone	ND	0.200	--	ND	0.820	--		1
Tetrachloroethene	ND	0.020	--	ND	0.136	--		1

Project Name: FORMER BRIGHTON CLEANERS **Lab Number:** L2102212

Project Number: CIR2001 **Report Date:** 02/03/21

Method Blank Analysis
Batch Quality Control

Analytical Method: 48,TO-15
Analytical Date: 01/18/21 14:38

Parameter	ppbV Results	ppbV RL	ppbV MDL	ug/m3 Results	ug/m3 RL	ug/m3 MDL	Qualifier	Dilution Factor
Volatile Organics in Air - Mansfield Lab for sample(s): 01-04 Batch: WG1456117-4								
Dichlorodifluoromethane	ND	0.200	--	ND	0.989	--		1
Chloromethane	ND	0.200	--	ND	0.413	--		1
Freon-114	ND	0.200	--	ND	1.40	--		1
Vinyl chloride	ND	0.200	--	ND	0.511	--		1
1,3-Butadiene	ND	0.200	--	ND	0.442	--		1
Bromomethane	ND	0.200	--	ND	0.777	--		1
Chloroethane	ND	0.200	--	ND	0.528	--		1
Ethanol	ND	5.00	--	ND	9.42	--		1
Vinyl bromide	ND	0.200	--	ND	0.874	--		1
Acetone	ND	1.00	--	ND	2.38	--		1
Trichlorofluoromethane	ND	0.200	--	ND	1.12	--		1
Isopropanol	ND	0.500	--	ND	1.23	--		1
1,1-Dichloroethene	ND	0.200	--	ND	0.793	--		1
Tertiary butyl Alcohol	ND	0.500	--	ND	1.52	--		1
Methylene chloride	ND	0.500	--	ND	1.74	--		1
3-Chloropropene	ND	0.200	--	ND	0.626	--		1
Carbon disulfide	ND	0.200	--	ND	0.623	--		1
Freon-113	ND	0.200	--	ND	1.53	--		1
trans-1,2-Dichloroethene	ND	0.200	--	ND	0.793	--		1
1,1-Dichloroethane	ND	0.200	--	ND	0.809	--		1
Methyl tert butyl ether	ND	0.200	--	ND	0.721	--		1
2-Butanone	ND	0.500	--	ND	1.47	--		1
cis-1,2-Dichloroethene	ND	0.200	--	ND	0.793	--		1
Ethyl Acetate	ND	0.500	--	ND	1.80	--		1
Chloroform	ND	0.200	--	ND	0.977	--		1

Project Name: FORMER BRIGHTON CLEANERS **Lab Number:** L2102212

Project Number: CIR2001 **Report Date:** 02/03/21

Method Blank Analysis
Batch Quality Control

Analytical Method: 48,TO-15
Analytical Date: 01/18/21 14:38

Parameter	ppbV Results	ppbV RL	ppbV MDL	ug/m3 Results	ug/m3 RL	ug/m3 MDL	Qualifier	Dilution Factor
Volatile Organics in Air - Mansfield Lab for sample(s): 01-04 Batch: WG1456117-4								
Tetrahydrofuran	ND	0.500	--	ND	1.47	--		1
1,2-Dichloroethane	ND	0.200	--	ND	0.809	--		1
n-Hexane	ND	0.200	--	ND	0.705	--		1
1,1,1-Trichloroethane	ND	0.200	--	ND	1.09	--		1
Benzene	ND	0.200	--	ND	0.639	--		1
Carbon tetrachloride	ND	0.200	--	ND	1.26	--		1
Cyclohexane	ND	0.200	--	ND	0.688	--		1
1,2-Dichloropropane	ND	0.200	--	ND	0.924	--		1
Bromodichloromethane	ND	0.200	--	ND	1.34	--		1
1,4-Dioxane	ND	0.200	--	ND	0.721	--		1
Trichloroethene	ND	0.200	--	ND	1.07	--		1
2,2,4-Trimethylpentane	ND	0.200	--	ND	0.934	--		1
Heptane	ND	0.200	--	ND	0.820	--		1
cis-1,3-Dichloropropene	ND	0.200	--	ND	0.908	--		1
4-Methyl-2-pentanone	ND	0.500	--	ND	2.05	--		1
trans-1,3-Dichloropropene	ND	0.200	--	ND	0.908	--		1
1,1,2-Trichloroethane	ND	0.200	--	ND	1.09	--		1
Toluene	ND	0.200	--	ND	0.754	--		1
2-Hexanone	ND	0.200	--	ND	0.820	--		1
Dibromochloromethane	ND	0.200	--	ND	1.70	--		1
1,2-Dibromoethane	ND	0.200	--	ND	1.54	--		1
Tetrachloroethene	ND	0.200	--	ND	1.36	--		1
Chlorobenzene	ND	0.200	--	ND	0.921	--		1
Ethylbenzene	ND	0.200	--	ND	0.869	--		1
p/m-Xylene	ND	0.400	--	ND	1.74	--		1

Project Name: FORMER BRIGHTON CLEANERS
Project Number: CIR2001
Lab Number: L2102212
Report Date: 02/03/21

Method Blank Analysis
Batch Quality Control

Analytical Method: 48,TO-15
Analytical Date: 01/18/21 14:38

Parameter	ppbV Results	ppbV RL	ppbV MDL	ug/m3 Results	ug/m3 RL	ug/m3 MDL	Qualifier	Dilution Factor
Volatile Organics in Air - Mansfield Lab for sample(s): 01-04 Batch: WG1456117-4								
Bromoform	ND	0.200	--	ND	2.07	--		1
Styrene	ND	0.200	--	ND	0.852	--		1
1,1,2,2-Tetrachloroethane	ND	0.200	--	ND	1.37	--		1
o-Xylene	ND	0.200	--	ND	0.869	--		1
4-Ethyltoluene	ND	0.200	--	ND	0.983	--		1
1,3,5-Trimethylbenzene	ND	0.200	--	ND	0.983	--		1
1,2,4-Trimethylbenzene	ND	0.200	--	ND	0.983	--		1
Benzyl chloride	ND	0.200	--	ND	1.04	--		1
1,3-Dichlorobenzene	ND	0.200	--	ND	1.20	--		1
1,4-Dichlorobenzene	ND	0.200	--	ND	1.20	--		1
1,2-Dichlorobenzene	ND	0.200	--	ND	1.20	--		1
1,2,4-Trichlorobenzene	ND	0.200	--	ND	1.48	--		1
Hexachlorobutadiene	ND	0.200	--	ND	2.13	--		1

Lab Control Sample Analysis
Batch Quality Control

Project Name: FORMER BRIGHTON CLEANERS
Project Number: CIR2001

Lab Number: L2102212
Report Date: 02/03/21

Parameter	LCS %Recovery	Qual	LCSD %Recovery	Qual	%Recovery Limits	RPD	Qual	RPD Limits
Volatile Organics in Air by SIM - Mansfield Lab Associated sample(s): 01,03-04 Batch: WG1456116-3								
Vinyl chloride	85		-		70-130	-		25
1,1-Dichloroethene	85		-		70-130	-		25
cis-1,2-Dichloroethene	98		-		70-130	-		25
1,1,1-Trichloroethane	107		-		70-130	-		25
Carbon tetrachloride	104		-		70-130	-		25
Trichloroethene	103		-		70-130	-		25
2-Hexanone	119		-		70-130	-		25
Tetrachloroethene	98		-		70-130	-		25

Lab Control Sample Analysis

Batch Quality Control

Project Name: FORMER BRIGHTON CLEANERS

Project Number: CIR2001

Lab Number: L2102212

Report Date: 02/03/21

Parameter	LCS %Recovery	Qual	LCSD %Recovery	Qual	%Recovery Limits	RPD	Qual	RPD Limits
Volatile Organics in Air - Mansfield Lab Associated sample(s): 01-04 Batch: WG1456117-3								
Dichlorodifluoromethane	83		-		70-130	-		
Chloromethane	89		-		70-130	-		
Freon-114	83		-		70-130	-		
Vinyl chloride	81		-		70-130	-		
1,3-Butadiene	82		-		70-130	-		
Bromomethane	88		-		70-130	-		
Chloroethane	84		-		70-130	-		
Ethanol	59		-		40-160	-		
Vinyl bromide	95		-		70-130	-		
Acetone	72		-		40-160	-		
Trichlorofluoromethane	97		-		70-130	-		
Isopropanol	84		-		40-160	-		
1,1-Dichloroethene	84		-		70-130	-		
Tertiary butyl Alcohol	97		-		70-130	-		
Methylene chloride	124		-		70-130	-		
3-Chloropropene	**140**	Q	-		70-130	-		
Carbon disulfide	100		-		70-130	-		
Freon-113	124		-		70-130	-		
trans-1,2-Dichloroethene	96		-		70-130	-		
1,1-Dichloroethane	100		-		70-130	-		
Methyl tert butyl ether	100		-		70-130	-		
2-Butanone	113		-		70-130	-		
cis-1,2-Dichloroethene	98		-		70-130	-		

Lab Control Sample Analysis
Batch Quality Control

Project Name: FORMER BRIGHTON CLEANERS
Project Number: CIR2001

Lab Number: L2102212
Report Date: 02/03/21

Parameter	LCS %Recovery	Qual	LCSD %Recovery	Qual	%Recovery Limits	RPD	Qual	RPD Limits
Volatile Organics in Air - Mansfield Lab Associated sample(s): 01-04 Batch: WG1456117-3								
Ethyl Acetate	101		-		70-130	-		
Chloroform	101		-		70-130	-		
Tetrahydrofuran	109		-		70-130	-		
1,2-Dichloroethane	102		-		70-130	-		
n-Hexane	88		-		70-130	-		
1,1,1-Trichloroethane	106		-		70-130	-		
Benzene	86		-		70-130	-		
Carbon tetrachloride	103		-		70-130	-		
Cyclohexane	88		-		70-130	-		
1,2-Dichloropropane	100		-		70-130	-		
Bromodichloromethane	98		-		70-130	-		
1,4-Dioxane	99		-		70-130	-		
Trichloroethene	104		-		70-130	-		
2,2,4-Trimethylpentane	93		-		70-130	-		
Heptane	113		-		70-130	-		
cis-1,3-Dichloropropene	97		-		70-130	-		
4-Methyl-2-pentanone	116		-		70-130	-		
trans-1,3-Dichloropropene	86		-		70-130	-		
1,1,2-Trichloroethane	107		-		70-130	-		
Toluene	108		-		70-130	-		
2-Hexanone	124		-		70-130	-		
Dibromochloromethane	122		-		70-130	-		
1,2-Dibromoethane	110		-		70-130	-		

Lab Control Sample Analysis
Batch Quality Control

Project Name: FORMER BRIGHTON CLEANERS
Project Number: CIR2001

Lab Number: L2102212
Report Date: 02/03/21

Parameter	LCS %Recovery	Qual	LCSD %Recovery	Qual	%Recovery Limits	RPD	Qual	RPD Limits
Volatile Organics in Air - Mansfield Lab Associated sample(s): 01-04 Batch: WG1456117-3								
Tetrachloroethene	105		-		70-130	-		
Chlorobenzene	105		-		70-130	-		
Ethylbenzene	114		-		70-130	-		
p/m-Xylene	116		-		70-130	-		
Bromoform	112		-		70-130	-		
Styrene	107		-		70-130	-		
1,1,2,2-Tetrachloroethane	112		-		70-130	-		
o-Xylene	118		-		70-130	-		
4-Ethyltoluene	109		-		70-130	-		
1,3,5-Trimethylbenzene	111		-		70-130	-		
1,2,4-Trimethylbenzene	114		-		70-130	-		
Benzyl chloride	112		-		70-130	-		
1,3-Dichlorobenzene	113		-		70-130	-		
1,4-Dichlorobenzene	114		-		70-130	-		
1,2-Dichlorobenzene	114		-		70-130	-		
1,2,4-Trichlorobenzene	118		-		70-130	-		
Hexachlorobutadiene	122		-		70-130	-		

Project Name: FORMER BRIGHTON CLEANERS **Lab Number:** L2102212

Project Number: CIR2001 **Report Date:** 02/03/21

Canister and Flow Controller Information

Samplenum	Client ID	Media ID	Media Type	Date Prepared	Bottle Order	Cleaning Batch ID	Can Leak Check	Initial Pressure (in. Hg)	Pressure on Receipt (in. Hg)	Flow Controler Leak Chk	Flow Out mL/min	Flow In mL/min	% RPD
L2102212-01	AA-1	01576	Flow 4	01/13/21	340469		-	-	-	Pass	10.0	9.5	5
L2102212-01	AA-1	2774	6.0L Can	01/13/21	340469	L2100376-02	Pass	-29.3	-6.9	-	-	-	-
L2102212-02	SS001	0724	Flow 4	01/13/21	340469		-	-	-	Pass	10.0	9.6	4
L2102212-02	SS001	3357	6.0L Can	01/13/21	340469	L2100376-02	Pass	-29.3	-6.7	-	-	-	-
L2102212-03	AA-2	01825	Flow 4	01/13/21	340469		-	-	-	Pass	10.0	11.4	13
L2102212-03	AA-2	2640	6.0L Can	01/13/21	340469	L2100376-02	Pass	-29.4	-4.4	-	-	-	-
L2102212-04	SS002	01655	Flow 4	01/13/21	340469		-	-	-	Pass	10.0	10.1	1
L2102212-04	SS002	2285	6.0L Can	01/13/21	340469	L2100376-02	Pass	-29.3	-7.7	-	-	-	-

Project Name: BATCH CANISTER CERTIFICATION
Project Number: CANISTER QC BAT
Lab Number: L2100376
Report Date: 02/03/21

Air Canister Certification Results

Lab ID: L2100376-02
Client ID: CAN 2581 SHELF 40
Sample Location:

Date Collected: 01/05/21 16:00
Date Received: 01/06/21
Field Prep: Not Specified

Sample Depth:
Matrix: Air
Anaytical Method: 48,TO-15
Analytical Date: 01/07/21 17:12
Analyst: EW

	ppbV			ug/m3				
Parameter	**Results**	**RL**	**MDL**	**Results**	**RL**	**MDL**	**Qualifier**	**Dilution Factor**
Volatile Organics in Air - Mansfield Lab								
Chlorodifluoromethane	ND	0.200	--	ND	0.707	--		1
Propylene	ND	0.500	--	ND	0.861	--		1
Propane	ND	0.500	--	ND	0.902	--		1
Dichlorodifluoromethane	ND	0.200	--	ND	0.989	--		1
Chloromethane	ND	0.200	--	ND	0.413	--		1
Freon-114	ND	0.200	--	ND	1.40	--		1
Methanol	ND	5.00	--	ND	6.55	--		1
Vinyl chloride	ND	0.200	--	ND	0.511	--		1
1,3-Butadiene	ND	0.200	--	ND	0.442	--		1
Butane	ND	0.200	--	ND	0.475	--		1
Bromomethane	ND	0.200	--	ND	0.777	--		1
Chloroethane	ND	0.200	--	ND	0.528	--		1
Ethanol	ND	5.00	--	ND	9.42	--		1
Dichlorofluoromethane	ND	0.200	--	ND	0.842	--		1
Vinyl bromide	ND	0.200	--	ND	0.874	--		1
Acrolein	ND	0.500	--	ND	1.15	--		1
Acetone	ND	1.00	--	ND	2.38	--		1
Acetonitrile	ND	0.200	--	ND	0.336	--		1
Trichlorofluoromethane	ND	0.200	--	ND	1.12	--		1
Isopropanol	ND	0.500	--	ND	1.23	--		1
Acrylonitrile	ND	0.500	--	ND	1.09	--		1
Pentane	ND	0.200	--	ND	0.590	--		1
Ethyl ether	ND	0.200	--	ND	0.606	--		1
1,1-Dichloroethene	ND	0.200	--	ND	0.793	--		1

Project Name: BATCH CANISTER CERTIFICATION
Project Number: CANISTER QC BAT
Lab Number: L2100376
Report Date: 02/03/21

Air Canister Certification Results

Lab ID: L2100376-02
Client ID: CAN 2581 SHELF 40
Sample Location:

Date Collected: 01/05/21 16:00
Date Received: 01/06/21
Field Prep: Not Specified

Sample Depth:

Parameter	ppbV Results	ppbV RL	ppbV MDL	ug/m3 Results	ug/m3 RL	ug/m3 MDL	Qualifier	Dilution Factor
Volatile Organics in Air - Mansfield Lab								
Tertiary butyl Alcohol	ND	0.500	--	ND	1.52	--		1
Methylene chloride	ND	0.500	--	ND	1.74	--		1
3-Chloropropene	ND	0.200	--	ND	0.626	--		1
Carbon disulfide	ND	0.200	--	ND	0.623	--		1
Freon-113	ND	0.200	--	ND	1.53	--		1
trans-1,2-Dichloroethene	ND	0.200	--	ND	0.793	--		1
1,1-Dichloroethane	ND	0.200	--	ND	0.809	--		1
Methyl tert butyl ether	ND	0.200	--	ND	0.721	--		1
Xylenes, total	ND	0.600	--	ND	0.869	--		1
Vinyl acetate	ND	1.00	--	ND	3.52	--		1
2-Butanone	ND	0.500	--	ND	1.47	--		1
cis-1,2-Dichloroethene	ND	0.200	--	ND	0.793	--		1
Ethyl Acetate	ND	0.500	--	ND	1.80	--		1
Chloroform	ND	0.200	--	ND	0.977	--		1
Tetrahydrofuran	ND	0.500	--	ND	1.47	--		1
2,2-Dichloropropane	ND	0.200	--	ND	0.924	--		1
1,2-Dichloroethane	ND	0.200	--	ND	0.809	--		1
n-Hexane	ND	0.200	--	ND	0.705	--		1
Diisopropyl ether	ND	0.200	--	ND	0.836	--		1
1,2-Dichloroethene (total)	ND	1.00	--	ND	1.00	--		1
tert-Butyl Ethyl Ether	ND	0.200	--	ND	0.836	--		1
1,1,1-Trichloroethane	ND	0.200	--	ND	1.09	--		1
1,1-Dichloropropene	ND	0.200	--	ND	0.908	--		1
Benzene	ND	0.200	--	ND	0.639	--		1
Carbon tetrachloride	ND	0.200	--	ND	1.26	--		1
Cyclohexane	ND	0.200	--	ND	0.688	--		1
tert-Amyl Methyl Ether	ND	0.200	--	ND	0.836	--		1

Project Name: BATCH CANISTER CERTIFICATION **Lab Number:** L2100376

Project Number: CANISTER QC BAT **Report Date:** 02/03/21

Air Canister Certification Results

Lab ID: L2100376-02
Client ID: CAN 2581 SHELF 40
Sample Location:

Date Collected: 01/05/21 16:00
Date Received: 01/06/21
Field Prep: Not Specified

Sample Depth:

Parameter	ppbV Results	ppbV RL	ppbV MDL	ug/m3 Results	ug/m3 RL	ug/m3 MDL	Qualifier	Dilution Factor
Volatile Organics in Air - Mansfield Lab								
Dibromomethane	ND	0.200	--	ND	1.42	--		1
1,2-Dichloropropane	ND	0.200	--	ND	0.924	--		1
Bromodichloromethane	ND	0.200	--	ND	1.34	--		1
1,4-Dioxane	ND	0.200	--	ND	0.721	--		1
Trichloroethene	ND	0.200	--	ND	1.07	--		1
2,2,4-Trimethylpentane	ND	0.200	--	ND	0.934	--		1
Methyl Methacrylate	ND	0.500	--	ND	2.05	--		1
Heptane	ND	0.200	--	ND	0.820	--		1
cis-1,3-Dichloropropene	ND	0.200	--	ND	0.908	--		1
4-Methyl-2-pentanone	ND	0.500	--	ND	2.05	--		1
trans-1,3-Dichloropropene	ND	0.200	--	ND	0.908	--		1
1,1,2-Trichloroethane	ND	0.200	--	ND	1.09	--		1
Toluene	ND	0.200	--	ND	0.754	--		1
1,3-Dichloropropane	ND	0.200	--	ND	0.924	--		1
2-Hexanone	ND	0.200	--	ND	0.820	--		1
Dibromochloromethane	ND	0.200	--	ND	1.70	--		1
1,2-Dibromoethane	ND	0.200	--	ND	1.54	--		1
Butyl acetate	ND	0.500	--	ND	2.38	--		1
Octane	ND	0.200	--	ND	0.934	--		1
Tetrachloroethene	ND	0.200	--	ND	1.36	--		1
1,1,1,2-Tetrachloroethane	ND	0.200	--	ND	1.37	--		1
Chlorobenzene	ND	0.200	--	ND	0.921	--		1
Ethylbenzene	ND	0.200	--	ND	0.869	--		1
p/m-Xylene	ND	0.400	--	ND	1.74	--		1
Bromoform	ND	0.200	--	ND	2.07	--		1
Styrene	ND	0.200	--	ND	0.852	--		1
1,1,2,2-Tetrachloroethane	ND	0.200	--	ND	1.37	--		1

Project Name: BATCH CANISTER CERTIFICATION
Project Number: CANISTER QC BAT
Lab Number: L2100376
Report Date: 02/03/21

Air Canister Certification Results

Lab ID: L2100376-02
Client ID: CAN 2581 SHELF 40
Sample Location:

Date Collected: 01/05/21 16:00
Date Received: 01/06/21
Field Prep: Not Specified

Sample Depth:

Parameter	ppbV Results	ppbV RL	ppbV MDL	ug/m3 Results	ug/m3 RL	ug/m3 MDL	Qualifier	Dilution Factor
Volatile Organics in Air - Mansfield Lab								
o-Xylene	ND	0.200	--	ND	0.869	--		1
1,2,3-Trichloropropane	ND	0.200	--	ND	1.21	--		1
Nonane	ND	0.200	--	ND	1.05	--		1
Isopropylbenzene	ND	0.200	--	ND	0.983	--		1
Bromobenzene	ND	0.200	--	ND	0.793	--		1
2-Chlorotoluene	ND	0.200	--	ND	1.04	--		1
n-Propylbenzene	ND	0.200	--	ND	0.983	--		1
4-Chlorotoluene	ND	0.200	--	ND	1.04	--		1
4-Ethyltoluene	ND	0.200	--	ND	0.983	--		1
1,3,5-Trimethylbenzene	ND	0.200	--	ND	0.983	--		1
tert-Butylbenzene	ND	0.200	--	ND	1.10	--		1
1,2,4-Trimethylbenzene	ND	0.200	--	ND	0.983	--		1
Decane	ND	0.200	--	ND	1.16	--		1
Benzyl chloride	ND	0.200	--	ND	1.04	--		1
1,3-Dichlorobenzene	ND	0.200	--	ND	1.20	--		1
1,4-Dichlorobenzene	ND	0.200	--	ND	1.20	--		1
sec-Butylbenzene	ND	0.200	--	ND	1.10	--		1
1,2,3-Trimethylbenzene	ND	0.200	--	ND	0.983	--		1
p-Isopropyltoluene	ND	0.200	--	ND	1.10	--		1
1,2-Dichlorobenzene	ND	0.200	--	ND	1.20	--		1
n-Butylbenzene	ND	0.200	--	ND	1.10	--		1
1,2-Dibromo-3-chloropropane	ND	0.200	--	ND	1.93	--		1
Undecane	ND	0.200	--	ND	1.28	--		1
Dodecane	ND	0.200	--	ND	1.39	--		1
1,2,4-Trichlorobenzene	ND	0.200	--	ND	1.48	--		1
Naphthalene	ND	0.200	--	ND	1.05	--		1
1,2,3-Trichlorobenzene	ND	0.200	--	ND	1.48	--		1

Project Name: BATCH CANISTER CERTIFICATION
Project Number: CANISTER QC BAT
Lab Number: L2100376
Report Date: 02/03/21

Air Canister Certification Results

Lab ID: L2100376-02
Client ID: CAN 2581 SHELF 40
Sample Location:

Date Collected: 01/05/21 16:00
Date Received: 01/06/21
Field Prep: Not Specified

Sample Depth:

Parameter	ppbV Results	ppbV RL	ppbV MDL	ug/m3 Results	ug/m3 RL	ug/m3 MDL	Qualifier	Dilution Factor
Volatile Organics in Air - Mansfield Lab								
Hexachlorobutadiene	ND	0.200	--	ND	2.13	--		1

	Results	Qualifier	Units	RDL	Dilution Factor
Tentatively Identified Compounds					

No Tentatively Identified Compounds

Internal Standard	% Recovery	Qualifier	Acceptance Criteria
1,4-Difluorobenzene	99		60-140
Bromochloromethane	101		60-140
chlorobenzene-d5	95		60-140

Project Name: BATCH CANISTER CERTIFICATION
Project Number: CANISTER QC BAT

Lab Number: L2100376
Report Date: 02/03/21

Air Canister Certification Results

Lab ID: L2100376-02
Client ID: CAN 2581 SHELF 40
Sample Location:

Date Collected: 01/05/21 16:00
Date Received: 01/06/21
Field Prep: Not Specified

Sample Depth:
Matrix: Air
Anaytical Method: 48,TO-15-SIM
Analytical Date: 01/07/21 17:12
Analyst: EW

	ppbV			ug/m3				
Parameter	**Results**	**RL**	**MDL**	**Results**	**RL**	**MDL**	**Qualifier**	**Dilution Factor**
Volatile Organics in Air by SIM - Mansfield Lab								
Dichlorodifluoromethane	ND	0.200	--	ND	0.989	--		1
Chloromethane	ND	0.200	--	ND	0.413	--		1
Freon-114	ND	0.050	--	ND	0.349	--		1
Vinyl chloride	ND	0.020	--	ND	0.051	--		1
1,3-Butadiene	ND	0.020	--	ND	0.044	--		1
Bromomethane	ND	0.020	--	ND	0.078	--		1
Chloroethane	ND	0.100	--	ND	0.264	--		1
Acrolein	ND	0.050	--	ND	0.115	--		1
Acetone	ND	1.00	--	ND	2.38	--		1
Trichlorofluoromethane	ND	0.050	--	ND	0.281	--		1
Acrylonitrile	ND	0.500	--	ND	1.09	--		1
1,1-Dichloroethene	ND	0.020	--	ND	0.079	--		1
Methylene chloride	ND	0.500	--	ND	1.74	--		1
Freon-113	ND	0.050	--	ND	0.383	--		1
trans-1,2-Dichloroethene	ND	0.020	--	ND	0.079	--		1
1,1-Dichloroethane	ND	0.020	--	ND	0.081	--		1
Methyl tert butyl ether	ND	0.200	--	ND	0.721	--		1
2-Butanone	ND	0.500	--	ND	1.47	--		1
cis-1,2-Dichloroethene	ND	0.020	--	ND	0.079	--		1
Chloroform	ND	0.020	--	ND	0.098	--		1
1,2-Dichloroethane	ND	0.020	--	ND	0.081	--		1
1,1,1-Trichloroethane	ND	0.020	--	ND	0.109	--		1
Benzene	ND	0.100	--	ND	0.319	--		1
Carbon tetrachloride	ND	0.020	--	ND	0.126	--		1

Project Name: BATCH CANISTER CERTIFICATION **Lab Number:** L2100376

Project Number: CANISTER QC BAT **Report Date:** 02/03/21

Air Canister Certification Results

Lab ID: L2100376-02
Client ID: CAN 2581 SHELF 40
Sample Location:

Date Collected: 01/05/21 16:00
Date Received: 01/06/21
Field Prep: Not Specified

Sample Depth:

Parameter	ppbV Results	ppbV RL	ppbV MDL	ug/m3 Results	ug/m3 RL	ug/m3 MDL	Qualifier	Dilution Factor
Volatile Organics in Air by SIM - Mansfield Lab								
1,2-Dichloropropane	ND	0.020	--	ND	0.092	--		1
Bromodichloromethane	ND	0.020	--	ND	0.134	--		1
1,4-Dioxane	ND	0.100	--	ND	0.360	--		1
Trichloroethene	ND	0.020	--	ND	0.107	--		1
cis-1,3-Dichloropropene	ND	0.020	--	ND	0.091	--		1
4-Methyl-2-pentanone	ND	0.500	--	ND	2.05	--		1
trans-1,3-Dichloropropene	ND	0.020	--	ND	0.091	--		1
1,1,2-Trichloroethane	ND	0.020	--	ND	0.109	--		1
Toluene	ND	0.050	--	ND	0.188	--		1
Dibromochloromethane	ND	0.020	--	ND	0.170	--		1
1,2-Dibromoethane	ND	0.020	--	ND	0.154	--		1
Tetrachloroethene	ND	0.020	--	ND	0.136	--		1
1,1,1,2-Tetrachloroethane	ND	0.020	--	ND	0.137	--		1
Chlorobenzene	ND	0.100	--	ND	0.461	--		1
Ethylbenzene	ND	0.020	--	ND	0.087	--		1
p/m-Xylene	ND	0.040	--	ND	0.174	--		1
Bromoform	ND	0.020	--	ND	0.207	--		1
Styrene	ND	0.020	--	ND	0.085	--		1
1,1,2,2-Tetrachloroethane	ND	0.020	--	ND	0.137	--		1
o-Xylene	ND	0.020	--	ND	0.087	--		1
Isopropylbenzene	ND	0.200	--	ND	0.983	--		1
4-Ethyltoluene	ND	0.020	--	ND	0.098	--		1
1,3,5-Trimethybenzene	ND	0.020	--	ND	0.098	--		1
1,2,4-Trimethylbenzene	ND	0.020	--	ND	0.098	--		1
Benzyl chloride	ND	0.200	--	ND	1.04	--		1
1,3-Dichlorobenzene	ND	0.020	--	ND	0.120	--		1
1,4-Dichlorobenzene	ND	0.020	--	ND	0.120	--		1

Project Name: BATCH CANISTER CERTIFICATION
Project Number: CANISTER QC BAT
Lab Number: L2100376
Report Date: 02/03/21

Air Canister Certification Results

Lab ID: L2100376-02
Client ID: CAN 2581 SHELF 40
Sample Location:

Date Collected: 01/05/21 16:00
Date Received: 01/06/21
Field Prep: Not Specified

Sample Depth:

Parameter	ppbV Results	ppbV RL	ppbV MDL	ug/m3 Results	ug/m3 RL	ug/m3 MDL	Qualifier	Dilution Factor
Volatile Organics in Air by SIM - Mansfield Lab								
sec-Butylbenzene	ND	0.200	--	ND	1.10	--		1
p-Isopropyltoluene	ND	0.200	--	ND	1.10	--		1
1,2-Dichlorobenzene	ND	0.020	--	ND	0.120	--		1
n-Butylbenzene	ND	0.200	--	ND	1.10	--		1
1,2,4-Trichlorobenzene	ND	0.050	--	ND	0.371	--		1
Naphthalene	ND	0.050	--	ND	0.262	--		1
1,2,3-Trichlorobenzene	ND	0.050	--	ND	0.371	--		1
Hexachlorobutadiene	ND	0.050	--	ND	0.533	--		1

Internal Standard	% Recovery	Qualifier	Acceptance Criteria
1,4-difluorobenzene	97		60-140
bromochloromethane	103		60-140
chlorobenzene-d5	97		60-140

Project Name: FORMER BRIGHTON CLEANERS
Project Number: CIR2001

Lab Number: L2102212
Report Date: 02/03/21

Sample Receipt and Container Information

Were project specific reporting limits specified? YES

Cooler Information

Cooler	Custody Seal
NA	Present/Intact

Container Information

Container ID	Container Type	Cooler	Initial pH	Final pH	Temp deg C	Pres	Seal	Frozen Date/Time	Analysis(*)
L2102212-01A	Canister - 6 Liter	NA	NA			Y	Absent		TO15-SIM(30),TO15-LL(30)
L2102212-02A	Canister - 6 Liter	NA	NA			Y	Absent		TO15-LL(30)
L2102212-03A	Canister - 6 Liter	NA	NA			Y	Absent		TO15-LL(30),TO15-SIM(30)
L2102212-04A	Canister - 6 Liter	NA	NA			Y	Absent		TO15-SIM(30),TO15-LL(30)

*Values in parentheses indicate holding time in days

Project Name:	FORMER BRIGHTON CLEANERS	**Lab Number:**	L2102212
Project Number:	CIR2001	**Report Date:**	02/03/21

GLOSSARY

Acronyms

DL	- Detection Limit: This value represents the level to which target analyte concentrations are reported as estimated values, when those target analyte concentrations are quantified below the limit of quantitation (LOQ). The DL includes any adjustments from dilutions, concentrations or moisture content, where applicable. (DoD report formats only.)
EDL	- Estimated Detection Limit: This value represents the level to which target analyte concentrations are reported as estimated values, when those target analyte concentrations are quantified below the reporting limit (RL). The EDL includes any adjustments from dilutions, concentrations or moisture content, where applicable. The use of EDLs is specific to the analysis of PAHs using Solid-Phase Microextraction (SPME).
EMPC	- Estimated Maximum Possible Concentration: The concentration that results from the signal present at the retention time of an analyte when the ions meet all of the identification criteria except the ion abundance ratio criteria. An EMPC is a worst-case estimate of the concentration.
EPA	- Environmental Protection Agency.
LCS	- Laboratory Control Sample: A sample matrix, free from the analytes of interest, spiked with verified known amounts of analytes or a material containing known and verified amounts of analytes.
LCSD	- Laboratory Control Sample Duplicate: Refer to LCS.
LFB	- Laboratory Fortified Blank: A sample matrix, free from the analytes of interest, spiked with verified known amounts of analytes or a material containing known and verified amounts of analytes.
LOD	- Limit of Detection: This value represents the level to which a target analyte can reliably be detected for a specific analyte in a specific matrix by a specific method. The LOD includes any adjustments from dilutions, concentrations or moisture content, where applicable. (DoD report formats only.)
LOQ	- Limit of Quantitation: The value at which an instrument can accurately measure an analyte at a specific concentration. The LOQ includes any adjustments from dilutions, concentrations or moisture content, where applicable. (DoD report formats only.) Limit of Quantitation: The value at which an instrument can accurately measure an analyte at a specific concentration. The LOQ includes any adjustments from dilutions, concentrations or moisture content, where applicable. (DoD report formats only.)
MDL	- Method Detection Limit: This value represents the level to which target analyte concentrations are reported as estimated values, when those target analyte concentrations are quantified below the reporting limit (RL). The MDL includes any adjustments from dilutions, concentrations or moisture content, where applicable.
MS	- Matrix Spike Sample: A sample prepared by adding a known mass of target analyte to a specified amount of matrix sample for which an independent estimate of target analyte concentration is available. For Method 332.0, the spike recovery is calculated using the native concentration, including estimated values.
MSD	- Matrix Spike Sample Duplicate: Refer to MS.
NA	- Not Applicable.
NC	- Not Calculated: Term is utilized when one or more of the results utilized in the calculation are non-detect at the parameter's reporting unit.
NDPA/DPA	- N-Nitrosodiphenylamine/Diphenylamine.
NI	- Not Ignitable.
NP	- Non-Plastic: Term is utilized for the analysis of Atterberg Limits in soil.
NR	- No Results: Term is utilized when 'No Target Compounds Requested' is reported for the analysis of Volatile or Semivolatile Organic TIC only requests.
RL	- Reporting Limit: The value at which an instrument can accurately measure an analyte at a specific concentration. The RL includes any adjustments from dilutions, concentrations or moisture content, where applicable.
RPD	- Relative Percent Difference: The results from matrix and/or matrix spike duplicates are primarily designed to assess the precision of analytical results in a given matrix and are expressed as relative percent difference (RPD). Values which are less than five times the reporting limit for any individual parameter are evaluated by utilizing the absolute difference between the values; although the RPD value will be provided in the report.
SRM	- Standard Reference Material: A reference sample of a known or certified value that is of the same or similar matrix as the associated field samples.
STLP	- Semi-dynamic Tank Leaching Procedure per EPA Method 1315.
TEF	- Toxic Equivalency Factors: The values assigned to each dioxin and furan to evaluate their toxicity relative to 2,3,7,8-TCDD.
TEQ	- Toxic Equivalent: The measure of a sample's toxicity derived by multiplying each dioxin and furan by its corresponding TEF and then summing the resulting values.
TIC	- Tentatively Identified Compound: A compound that has been identified to be present and is not part of the target compound list (TCL) for the method and/or program. All TICs are qualitatively identified and reported as estimated concentrations.

Report Format: Data Usability Report

Project Name:	FORMER BRIGHTON CLEANERS	**Lab Number:**	L2102212
Project Number:	CIR2001	**Report Date:**	02/03/21

Footnotes

1 - The reference for this analyte should be considered modified since this analyte is absent from the target analyte list of the original method.

Terms

Analytical Method: Both the document from which the method originates and the analytical reference method. (Example: EPA 8260B is shown as 1,8260B.) The codes for the reference method documents are provided in the References section of the Addendum.

Difference: With respect to Total Oxidizable Precursor (TOP) Assay analysis, the difference is defined as the Post-Treatment value minus the Pre-Treatment value.

Final pH: As it pertains to Sample Receipt & Container Information section of the report, Final pH reflects pH of container determined after adjustment at the laboratory, if applicable. If no adjustment required, value reflects Initial pH.

Frozen Date/Time: With respect to Volatile Organics in soil, Frozen Date/Time reflects the date/time at which associated Reagent Water-preserved vials were initially frozen. Note: If frozen date/time is beyond 48 hours from sample collection, value will be reflected in 'bold'.

Initial pH: As it pertains to Sample Receipt & Container Information section of the report, Initial pH reflects pH of container determined upon receipt, if applicable.

PAH Total: With respect to Alkylated PAH analyses, the 'PAHs, Total' result is defined as the summation of results for all or a subset of the following compounds: Naphthalene, C1-C4 Naphthalenes, 2-Methylnaphthalene, 1-Methylnaphthalene, Biphenyl, Acenaphthylene, Acenaphthene, Fluorene, C1-C3 Fluorenes, Phenanthrene, C1-C4 Phenanthrenes/Anthracenes, Anthracene, Fluoranthene, Pyrene, C1-C4 Fluoranthenes/Pyrenes, Benz(a)anthracene, Chrysene, C1-C4 Chrysenes, Benzo(b)fluoranthene, Benzo(j)+(k)fluoranthene, Benzo(e)pyrene, Benzo(a)pyrene, Perylene, Indeno(1,2,3-cd)pyrene, Dibenz(ah)+(ac)anthracene, Benzo(g,h,i)perylene. If a 'Total' result is requested, the results of its individual components will also be reported.

PFAS Total: With respect to PFAS analyses, the 'PFAS, Total (5)' result is defined as the summation of results for: PFHpA, PFHxS, PFOA, PFNA and PFOS. In addition, the 'PFAS, Total (6)' result is defined as the summation of results at or above the RL for: PFHpA, PFHxS, PFOA, PFNA, PFDA and PFOS. (Note: 'PFAS, Total (6)' is applicable to MassDEP DW compliance analysis only.). If a 'Total' result is requested, the results of its individual components will also be reported.

The target compound Chlordane (CAS No. 57-74-9) is reported for GC ECD analyses. Per EPA,this compound "refers to a mixture of chlordane isomers, other chlorinated hydrocarbons and numerous other components." (Reference: USEPA Toxicological Review of Chlordane, In Support of Summary Information on the Integrated Risk Information System (IRIS), December 1997.)

Total: With respect to Organic analyses, a 'Total' result is defined as the summation of results for individual isomers or Aroclors. If a 'Total' result is requested, the results of its individual components will also be reported. This is applicable to 'Total' results for methods 8260, 8081 and 8082.

Data Qualifiers

A - Spectra identified as "Aldol Condensates" are byproducts of the extraction/concentration procedures when acetone is introduced in the process.

B - The analyte was detected above the reporting limit in the associated method blank. Flag only applies to associated field samples that have detectable concentrations of the analyte at less than ten times (10x) the concentration found in the blank. For MCP-related projects, flag only applies to associated field samples that have detectable concentrations of the analyte at less than ten times (10x) the concentration found in the blank. For DOD-related projects, flag only applies to associated field samples that have detectable concentrations of the analyte at less than ten times (10x) the concentration found in the blank AND the analyte was detected above one-half the reporting limit (or above the reporting limit for common lab contaminants) in the associated method blank. For NJ-Air-related projects, flag only applies to associated field samples that have detectable concentrations of the analyte above the reporting limit. For NJ-related projects (excluding Air), flag only applies to associated field samples that have detectable concentrations of the analyte, which was detected above the reporting limit in the associated method blank or above five times the reporting limit for common lab contaminants (Phthalates, Acetone, Methylene Chloride, 2-Butanone).

C - Co-elution: The target analyte co-elutes with a known lab standard (i.e. surrogate, internal standards, etc.) for co-extracted analyses.

D - Concentration of analyte was quantified from diluted analysis. Flag only applies to field samples that have detectable concentrations of the analyte.

E - Concentration of analyte exceeds the range of the calibration curve and/or linear range of the instrument.

F - The ratio of quantifier ion response to qualifier ion response falls outside of the laboratory criteria. Results are considered to be an estimated maximum concentration.

G - The concentration may be biased high due to matrix interferences (i.e, co-elution) with non-target compound(s). The result should be considered estimated.

H - The analysis of pH was performed beyond the regulatory-required holding time of 15 minutes from the time of sample collection.

I - The lower value for the two columns has been reported due to obvious interference.

J - Estimated value. This represents an estimated concentration for Tentatively Identified Compounds (TICs).

M - Reporting Limit (RL) exceeds the MCP CAM Reporting Limit for this analyte.

ND - Not detected at the reporting limit (RL) for the sample.

NJ - Presumptive evidence of compound. This represents an estimated concentration for Tentatively Identified Compounds (TICs), where

Report Format: Data Usability Report

Project Name:	FORMER BRIGHTON CLEANERS	**Lab Number:**	L2102212
Project Number:	CIR2001	**Report Date:**	02/03/21

Data Qualifiers

the identification is based on a mass spectral library search.

P - The RPD between the results for the two columns exceeds the method-specified criteria.

Q - The quality control sample exceeds the associated acceptance criteria. For DOD-related projects, LCS and/or Continuing Calibration Standard exceedences are also qualified on all associated sample results. Note: This flag is not applicable for matrix spike recoveries when the sample concentration is greater than 4x the spike added or for batch duplicate RPD when the sample concentrations are less than 5x the RL. (Metals only.)

R - Analytical results are from sample re-analysis.

RE - Analytical results are from sample re-extraction.

S - Analytical results are from modified screening analysis.

Report Format: Data Usability Report

REFERENCES

48 Compendium of Methods for the Determination of Toxic Organic Compounds in Ambient Air. Second Edition. EPA/625/R-96/010b, January 1999.

LIMITATION OF LIABILITIES

Alpha Analytical performs services with reasonable care and diligence normal to the analytical testing laboratory industry. In the event of an error, the sole and exclusive responsibility of Alpha Analytical shall be to re-perform the work at it's own expense. In no event shall Alpha Analytical be held liable for any incidental, consequential or special damages, including but not limited to, damages in any way connected with the use of, interpretation of, information or analysis provided by Alpha Analytical.

We strongly urge our clients to comply with EPA protocol regarding sample volume, preservation, cooling, containers, sampling procedures, holding time and splitting of samples in the field.

Certification Information

The following analytes are not included in our Primary NELAP Scope of Accreditation:

Westborough Facility
EPA 624/624.1: m/p-xylene, o-xylene, Naphthalene
EPA 8260C: NPW: 1,2,4,5-Tetramethylbenzene; 4-Ethyltoluene, Azobenzene; SCM: Iodomethane (methyl iodide), 1,2,4,5-Tetramethylbenzene; 4-Ethyltoluene.
EPA 8270D: NPW: Dimethylnaphthalene,1,4-Diphenylhydrazine; SCM: Dimethylnaphthalene,1,4-Diphenylhydrazine.
SM4500: NPW: Amenable Cyanide; SCM: Total Phosphorus, TKN, NO2, NO3.

Mansfield Facility
SM 2540D: TSS
EPA 8082A: NPW: PCB: 1, 5, 31, 87,101, 110, 141, 151, 153, 180, 183, 187.
EPA TO-15: Halothane, 2,4,4-Trimethyl-2-pentene, 2,4,4-Trimethyl-1-pentene, Thiophene, 2-Methylthiophene, 3-Methylthiophene, 2-Ethylthiophene, 1,2,3-Trimethylbenzene, Indan, Indene, 1,2,4,5-Tetramethylbenzene, Benzothiophene, 1-Methylnaphthalene.
EPA TO-12 Non-methane organics
EPA 3C Fixed gases
Biological Tissue Matrix: EPA 3050B

The following analytes are included in our Massachusetts DEP Scope of Accreditation

Westborough Facility:

Drinking Water
EPA 300.0: Chloride, Nitrate-N, Fluoride, Sulfate; **EPA 353.2**: Nitrate-N, Nitrite-N; **SM4500NO3-F**: Nitrate-N, Nitrite-N; **SM4500F-C, SM4500CN-CE, EPA 180.1, SM2130B, SM4500Cl-D, SM2320B, SM2540C, SM4500H-B, SM4500NO2-B**
EPA 332: Perchlorate; **EPA 524.2:** THMs and VOCs; **EPA 504.1:** EDB, DBCP.
Microbiology: **SM9215B; SM9223-P/A, SM9223B-Colilert-QT,SM9222D**.

Non-Potable Water
SM4500H,B, EPA 120.1, SM2510B, SM2540C, SM2320B, SM4500CL-E, SM4500F-BC, SM4500NH3-BH: Ammonia-N and Kjeldahl-N, **EPA 350.1**: Ammonia-N, **LACHAT 10-107-06-1-B**: Ammonia-N, **EPA 351.1, SM4500NO3-F, EPA 353.2**: Nitrate-N**, SM4500P-E, SM4500P-B, E, SM4500SO4-E, SM5220D, EPA 410.4, SM5210B, SM5310C, SM4500CL-D, EPA 1664, EPA 420.1, SM4500-CN-CE, SM2540D, EPA 300: Chloride, Sulfate, Nitrate.**
EPA 624.1: Volatile Halocarbons & Aromatics,
EPA 608.3: Chlordane, Toxaphene, Aldrin, alpha-BHC, beta-BHC, gamma-BHC, delta-BHC, Dieldrin, DDD, DDE, DDT, Endosulfan I, Endosulfan II, Endosulfan sulfate, Endrin, Endrin Aldehyde, Heptachlor, Heptachlor Epoxide, PCBs
EPA 625.1: SVOC (Acid/Base/Neutral Extractables), **EPA 600/4-81-045**: PCB-Oil.
Microbiology: **SM9223B-Colilert-QT; Enterolert-QT, SM9221E, EPA 1600, EPA 1603.**

Mansfield Facility:

Drinking Water
EPA 200.7: Al, Ba, Cd, Cr, Cu, Fe, Mn, Ni, Na, Ag, Ca, Zn. **EPA 200.8:** Al, Sb, As, Ba, Be, Cd, Cr, Cu, Pb, Mn, Ni, Se, Ag, TL, Zn. **EPA 245.1** Hg.
EPA 522.

Non-Potable Water
EPA 200.7: Al, Sb, As, Be, Cd, Ca, Cr, Co, Cu, Fe, Pb, Mg, Mn, Mo, Ni, K, Se, Ag, Na, Sr, TL, Ti, V, Zn.
EPA 200.8: Al, Sb**,** As, Be, Cd, Cr, Cu, Fe, Pb, Mn, Ni, K, Se, Ag, Na, TL, Zn.
EPA 245.1 Hg.
SM2340B

For a complete listing of analytes and methods, please contact your Alpha Project Manager.

AIR ANALYSIS

PAGE 1 OF 1

ALPHA ANALYTICAL — CHAIN OF CUSTODY

320 Forbes Blvd, Mansfield, MA 02048
TEL: 508-822-9300 FAX: 508-822-3288

Date Rec'd in Lab: 1-15-21

ALPHA Job #: L2102212

Client Information

Client: P.W. Grosser Consulting
Address: 630 Johnson ave. St 7
Bohemia NY 11716
Phone: 631-589-6353
Fax:
Email: NRussell@PWgrosser.com
☐ These samples have been previously analyzed by Alpha

Project Information

Project Name: Former Brighton Cleaners
Project Location: 3140 Coney Island ave.
Project #: CIA 2001
Project Manager: Nick Russell
ALPHA Quote #:

Turn-Around Time

☒ Standard ☐ RUSH (only confirmed if pre-approved!)
Date Due: Time:

Report Information - Data Deliverables

☐ FAX
☐ ADEx
Criteria Checker:
(Default based on Regulatory Criteria Indicated)
Other Formats:
☐ EMAIL (standard pdf report)
☐ Additional Deliverables:
Report to: (if different than Project Manager)

Billing Information

☒ Same as Client info PO #:

Regulatory Requirements/Report Limits

State/Fed	Program	Res / Comm

Other Project Specific Requirements/Comments:

Project-Specific Target Compound List: ☐

ANALYSIS

All Columns Below Must Be Filled Out

ALPHA Lab ID (Lab Use Only)	Sample ID	COLLECTION End Date	Start Time	End Time	Initial Vacuum	Final Vacuum	Sample Matrix*	Sampler's Initials	Can Size	I D Can	I D - Flow Controller	TO-15	TO-15 SIM	APH (Subject Non-petroleum HCs ☐)	Fixed Gases	Sulfides & Mercaptans by TO-15	Sample Comments (i.e. PID)
02212-01	AA-1	~~1/14/21~~	931	1650	-30.15	-8.24	AA	NK	6L	2TH	01576	X					
02	~~SV-4 VM-4~~		930	1655	-29.92	-8.31	SV			3357	0724	X					
03	AA-2		950	1639	-31.01	-5.52	AA			2640	01825	X					
04	~~SV-5 VM-5~~		947	1647	-30.12	-8.55	SV			2285	01655	X					

end dates= 1/14/21
Sample ID:SS001
Sample ID: SS002

*SAMPLE MATRIX CODES
AA = Ambient Air (Indoor/Outdoor)
SV = Soil Vapor/Landfill Gas/SVE
Other = Please Specify

Container Type

Relinquished By:	Date/Time	Received By:	Date/Time:
	1/12/21		1-14-2021 1707
	1-14-2021 1453		
	1/15 0230		1/15/21 0230

Please print clearly, legibly and completely. Samples can not be logged in and turnaround time clock will not start until any ambiguities are resolved. All samples submitted are subject to Alpha's Terms and Conditions. See reverse side.

(25-Sep-15)

AIR ANALYSIS

PAGE 1 OF 1

ALPHA ANALYTICAL CHAIN OF CUSTODY

320 Forbes Blvd, Mansfield, MA 02048
TEL: 508-822-9300 FAX: 508-822-3288

Date Rec'd in Lab: 1-15-21

ALPHA Job #: 22102212

Client Information

Client: P.W. Grosser Consulting
Address: 630 Johnson ave. St 7
Bohemia NY 11716
Phone: 631-589-6353
Fax:
Email: NRussell@pwgrosser.com

☐ These samples have been previously analyzed by Alpha

Project Information

Project Name: Former Brighton Cleaners
Project Location: 3140 Coney Island ave.
Project #: CIR 2001
Project Manager: Nick Russell
ALPHA Quote #:

Turn-Around Time

☒ Standard ☐ RUSH (only confirmed if pre-approved!)

Date Due: Time:

Report Information - Data Deliverables

☐ FAX
☐ ADEx
Criteria Checker:
(Default based on Regulatory Criteria Indicated)
Other Formats:
☐ EMAIL (standard pdf report)
☐ Additional Deliverables:

Report to: (if different than Project Manager)

Billing Information

☒ Same as Client info PO #:

Regulatory Requirements/Report Limits

State/Fed	Program	Res / Comm

Other Project Specific Requirements/Comments:

Project-Specific Target Compound List: ☐

All Columns Below Must Be Filled Out

ALPHA Lab ID (Lab Use Only)	Sample ID	COLLECTION End Date	Start Time	End Time	Initial Vacuum	Final Vacuum	Sample Matrix*	Sampler's Initials	Can Size	I D Can	I D - Flow Controller	TO-15	TO-15 SIM	APH Subtract Non-petroleum HCs ☐	Fixed Gases	Sulfides & Mercaptans by TO-15			Sample Comments (i.e. PID)
02212-01	AA-1	1/17/21	931	1650	-30.15	-8.24	AA	NK	6L	2774	01576	X							
02	~~SV-4~~ VM-4	↓	930	1655	-29.92	-8.31	SV	↓	↓	3357	0724	X							
03	AA-2	↓	950	1639	-31.01	-5.57	AA	↓	↓	2640	01825	X							
04	~~SV-5~~ VM-5	↓	947	1647	-30.12	-8.55	SV	↓	↓	2285	01655	X							

*SAMPLE MATRIX CODES
AA = Ambient Air (Indoor/Outdoor)
SV = Soil Vapor/Landfill Gas/SVE
Other = Please Specify

Container Type

Relinquished By:	Date/Time	Received By:	Date/Time:
Nick Russell	1/17/21	EW AA2	1-14-2021 1707
[illegible]	1-14-2021 1453	1/14 2100	
1/11 0270		[illegible]	1/15/21 0230

Please print clearly, legibly and completely. Samples can not be logged in and turnaround time clock will not start until any ambiguities are resolved. All samples submitted are subject to Alpha's Terms and Conditions. See reverse side.

(25-Sep-15)

ANALYTICAL REPORT

Lab Number:	L2102213
Client:	P. W. Grosser 630 Johnson Avenue Suite 7 Bohemia, NY 11716
ATTN:	Nicholas Russell
Phone:	(212) 786-7424
Project Name:	FORMER BRIGHTON CLEANERS
Project Number:	CIR2001
Report Date:	01/20/21

The original project report/data package is held by Alpha Analytical. This report/data package is paginated and should be reproduced only in its entirety. Alpha Analytical holds no responsibility for results and/or data that are not consistent with the original.

Certifications & Approvals: MA (M-MA086), NH NELAP (2064), CT (PH-0574), IL (200077), ME (MA00086), MD (348), NJ (MA935), NY (11148), NC (25700/666), PA (68-03671), RI (LAO00065), TX (T104704476), VT (VT-0935), VA (460195), USDA (Permit #P330-17-00196).

Eight Walkup Drive, Westborough, MA 01581-1019
508-898-9220 (Fax) 508-898-9193 800-624-9220 - www.alphalab.com

Project Name: FORMER BRIGHTON CLEANERS
Project Number: CIR2001

Lab Number: L2102213
Report Date: 01/20/21

Alpha Sample ID	Client ID	Matrix	Sample Location	Collection Date/Time	Receive Date
L2102213-01	MW-10	WATER	3140 CONEY ISLAND AVE, BROOKLYN	01/12/21 13:30	01/14/21
L2102213-02	MW-12	WATER	3140 CONEY ISLAND AVE, BROOKLYN	01/12/21 14:22	01/14/21
L2102213-03	MW-13	WATER	3140 CONEY ISLAND AVE, BROOKLYN	01/12/21 14:50	01/14/21
L2102213-04	MW-14	WATER	3140 CONEY ISLAND AVE, BROOKLYN	01/12/21 15:20	01/14/21
L2102213-05	MW-15	WATER	3140 CONEY ISLAND AVE, BROOKLYN	01/12/21 13:00	01/14/21
L2102213-06	MW-17	WATER	3140 CONEY ISLAND AVE, BROOKLYN	01/12/21 16:00	01/14/21
L2102213-07	MLW15-20	WATER	3140 CONEY ISLAND AVE, BROOKLYN	01/12/21 12:30	01/14/21
L2102213-08	MLW35-40	WATER	3140 CONEY ISLAND AVE, BROOKLYN	01/12/21 12:45	01/14/21
L2102213-09	DUPE	WATER	3140 CONEY ISLAND AVE, BROOKLYN	01/12/21 00:00	01/14/21
L2102213-10	FIELD BLANK	FIELD BLANK	3140 CONEY ISLAND AVE, BROOKLYN	01/12/21 13:15	01/14/21
L2102213-11	TRIP BLANK	TRIP BLANK (AQUEOUS)	3140 CONEY ISLAND AVE, BROOKLYN	01/12/21 00:00	01/14/21

Project Name:	FORMER BRIGHTON CLEANERS	**Lab Number:**	L2102213
Project Number:	CIR2001	**Report Date:**	01/20/21

Case Narrative

The samples were received in accordance with the Chain of Custody and no significant deviations were encountered during the preparation or analysis unless otherwise noted. Sample Receipt, Container Information, and the Chain of Custody are located at the back of the report.

Results contained within this report relate only to the samples submitted under this Alpha Lab Number and meet NELAP requirements for all NELAP accredited parameters unless otherwise noted in the following narrative. The data presented in this report is organized by parameter (i.e. VOC, SVOC, etc.). Sample specific Quality Control data (i.e. Surrogate Spike Recovery) is reported at the end of the target analyte list for each individual sample, followed by the Laboratory Batch Quality Control at the end of each parameter. Tentatively Identified Compounds (TICs), if requested, are reported for compounds identified to be present and are not part of the method/program Target Compound List, even if only a subset of the TCL are being reported. If a sample was re-analyzed or re-extracted due to a required quality control corrective action and if both sets of data are reported, the Laboratory ID of the re-analysis or re-extraction is designated with an "R" or "RE", respectively.

When multiple Batch Quality Control elements are reported (e.g. more than one LCS), the associated samples for each element are noted in the grey shaded header line of each data table. Any Laboratory Batch, Sample Specific % recovery or RPD value that is outside the listed Acceptance Criteria is bolded in the report. In reference to questions H (CAM) or 4 (RCP) when "NO" is checked, the performance criteria for CAM and RCP methods allow for some quality control failures to occur and still be within method compliance. In these instances, the specific failure is not narrated but noted in the associated QC Outlier Summary Report, located directly after the Case Narrative. QC information is also incorporated in the Data Usability Assessment table (Format 11) of our Data Merger tool, where it can be reviewed in conjunction with the sample result, associated regulatory criteria and any associated data usability implications.

Soil/sediments, solids and tissues are reported on a dry weight basis unless otherwise noted. Definitions of all data qualifiers and acronyms used in this report are provided in the Glossary located at the back of the report.

HOLD POLICY - For samples submitted on hold, Alpha's policy is to hold samples (with the exception of Air canisters) free of charge for 21 calendar days from the date the project is completed. After 21 calendar days, we will dispose of all samples submitted including those put on hold unless you have contacted your Alpha Project Manager and made arrangements for Alpha to continue to hold the samples. Air canisters will be disposed after 3 business days from the date the project is completed.

Please contact Project Management at 800-624-9220 with any questions.

Project Name:	FORMER BRIGHTON CLEANERS	**Lab Number:**	L2102213
Project Number:	CIR2001	**Report Date:**	01/20/21

Case Narrative (continued)

Report Submission

All non-detect (ND) or estimated concentrations (J-qualified) have been quantitated to the limit noted in the MDL column.

Volatile Organics

L2102213-01: The pH of the sample was greater than two; however, the sample was analyzed within the method required holding time.

I, the undersigned, attest under the pains and penalties of perjury that, to the best of my knowledge and belief and based upon my personal inquiry of those responsible for providing the information contained in this analytical report, such information is accurate and complete. This certificate of analysis is not complete unless this page accompanies any and all pages of this report.

Authorized Signature: Tiffani Morrissey - Tiffani Morrissey

Title: Technical Director/Representative Date: 01/20/21

ORGANICS

VOLATILES

Project Name: FORMER BRIGHTON CLEANERS **Lab Number:** L2102213

Project Number: CIR2001 **Report Date:** 01/20/21

SAMPLE RESULTS

Lab ID: L2102213-01
Client ID: MW-10
Sample Location: 3140 CONEY ISLAND AVE, BROOKLYN

Date Collected: 01/12/21 13:30
Date Received: 01/14/21
Field Prep: Not Specified

Sample Depth:
Matrix: Water
Analytical Method: 1,8260C
Analytical Date: 01/19/21 11:35
Analyst: PD

Parameter	Result	Qualifier	Units	RL	MDL	Dilution Factor
Volatile Organics by GC/MS - Westborough Lab						
Methylene chloride	ND		ug/l	2.5	0.70	1
1,1-Dichloroethane	ND		ug/l	2.5	0.70	1
Chloroform	ND		ug/l	2.5	0.70	1
Carbon tetrachloride	ND		ug/l	0.50	0.13	1
1,2-Dichloropropane	ND		ug/l	1.0	0.14	1
Dibromochloromethane	ND		ug/l	0.50	0.15	1
1,1,2-Trichloroethane	ND		ug/l	1.5	0.50	1
Tetrachloroethene	0.46	J	ug/l	0.50	0.18	1
Chlorobenzene	ND		ug/l	2.5	0.70	1
Trichlorofluoromethane	ND		ug/l	2.5	0.70	1
1,2-Dichloroethane	ND		ug/l	0.50	0.13	1
1,1,1-Trichloroethane	ND		ug/l	2.5	0.70	1
Bromodichloromethane	ND		ug/l	0.50	0.19	1
trans-1,3-Dichloropropene	ND		ug/l	0.50	0.16	1
cis-1,3-Dichloropropene	ND		ug/l	0.50	0.14	1
1,3-Dichloropropene, Total	ND		ug/l	0.50	0.14	1
1,1-Dichloropropene	ND		ug/l	2.5	0.70	1
Bromoform	ND		ug/l	2.0	0.65	1
1,1,2,2-Tetrachloroethane	ND		ug/l	0.50	0.17	1
Benzene	ND		ug/l	0.50	0.16	1
Toluene	ND		ug/l	2.5	0.70	1
Ethylbenzene	ND		ug/l	2.5	0.70	1
Chloromethane	ND		ug/l	2.5	0.70	1
Bromomethane	ND		ug/l	2.5	0.70	1
Vinyl chloride	0.19	J	ug/l	1.0	0.07	1
Chloroethane	ND		ug/l	2.5	0.70	1
1,1-Dichloroethene	ND		ug/l	0.50	0.17	1
trans-1,2-Dichloroethene	ND		ug/l	2.5	0.70	1

Project Name: FORMER BRIGHTON CLEANERS **Lab Number:** L2102213

Project Number: CIR2001 **Report Date:** 01/20/21

SAMPLE RESULTS

Lab ID: L2102213-01 Date Collected: 01/12/21 13:30

Client ID: MW-10 Date Received: 01/14/21

Sample Location: 3140 CONEY ISLAND AVE, BROOKLYN Field Prep: Not Specified

Sample Depth:

Parameter	Result	Qualifier	Units	RL	MDL	Dilution Factor
Volatile Organics by GC/MS - Westborough Lab						
Trichloroethene	ND		ug/l	0.50	0.18	1
1,2-Dichlorobenzene	ND		ug/l	2.5	0.70	1
1,3-Dichlorobenzene	ND		ug/l	2.5	0.70	1
1,4-Dichlorobenzene	ND		ug/l	2.5	0.70	1
Methyl tert butyl ether	ND		ug/l	2.5	0.70	1
p/m-Xylene	ND		ug/l	2.5	0.70	1
o-Xylene	ND		ug/l	2.5	0.70	1
Xylenes, Total	ND		ug/l	2.5	0.70	1
cis-1,2-Dichloroethene	ND		ug/l	2.5	0.70	1
1,2-Dichloroethene, Total	ND		ug/l	2.5	0.70	1
Dibromomethane	ND		ug/l	5.0	1.0	1
1,2,3-Trichloropropane	ND		ug/l	2.5	0.70	1
Acrylonitrile	ND		ug/l	5.0	1.5	1
Styrene	ND		ug/l	2.5	0.70	1
Dichlorodifluoromethane	ND		ug/l	5.0	1.0	1
Acetone	7.5		ug/l	5.0	1.5	1
Carbon disulfide	ND		ug/l	5.0	1.0	1
2-Butanone	ND		ug/l	5.0	1.9	1
Vinyl acetate	ND		ug/l	5.0	1.0	1
4-Methyl-2-pentanone	ND		ug/l	5.0	1.0	1
2-Hexanone	ND		ug/l	5.0	1.0	1
Bromochloromethane	ND		ug/l	2.5	0.70	1
2,2-Dichloropropane	ND		ug/l	2.5	0.70	1
1,2-Dibromoethane	ND		ug/l	2.0	0.65	1
1,3-Dichloropropane	ND		ug/l	2.5	0.70	1
1,1,1,2-Tetrachloroethane	ND		ug/l	2.5	0.70	1
Bromobenzene	ND		ug/l	2.5	0.70	1
n-Butylbenzene	ND		ug/l	2.5	0.70	1
sec-Butylbenzene	ND		ug/l	2.5	0.70	1
tert-Butylbenzene	ND		ug/l	2.5	0.70	1
o-Chlorotoluene	ND		ug/l	2.5	0.70	1
p-Chlorotoluene	ND		ug/l	2.5	0.70	1
1,2-Dibromo-3-chloropropane	ND		ug/l	2.5	0.70	1
Hexachlorobutadiene	ND		ug/l	2.5	0.70	1
Isopropylbenzene	ND		ug/l	2.5	0.70	1
p-Isopropyltoluene	ND		ug/l	2.5	0.70	1
Naphthalene	ND		ug/l	2.5	0.70	1

Project Name: FORMER BRIGHTON CLEANERS **Lab Number:** L2102213

Project Number: CIR2001 **Report Date:** 01/20/21

SAMPLE RESULTS

Lab ID: L2102213-01 Date Collected: 01/12/21 13:30

Client ID: MW-10 Date Received: 01/14/21

Sample Location: 3140 CONEY ISLAND AVE, BROOKLYN Field Prep: Not Specified

Sample Depth:

Parameter	Result	Qualifier	Units	RL	MDL	Dilution Factor
Volatile Organics by GC/MS - Westborough Lab						
n-Propylbenzene	ND		ug/l	2.5	0.70	1
1,2,3-Trichlorobenzene	ND		ug/l	2.5	0.70	1
1,2,4-Trichlorobenzene	ND		ug/l	2.5	0.70	1
1,3,5-Trimethylbenzene	ND		ug/l	2.5	0.70	1
1,2,4-Trimethylbenzene	ND		ug/l	2.5	0.70	1
1,4-Dioxane	ND		ug/l	250	61.	1
p-Diethylbenzene	ND		ug/l	2.0	0.70	1
p-Ethyltoluene	ND		ug/l	2.0	0.70	1
1,2,4,5-Tetramethylbenzene	ND		ug/l	2.0	0.54	1
Ethyl ether	ND		ug/l	2.5	0.70	1
trans-1,4-Dichloro-2-butene	ND		ug/l	2.5	0.70	1

Surrogate	% Recovery	Qualifier	Acceptance Criteria
1,2-Dichloroethane-d4	92		70-130
Toluene-d8	99		70-130
4-Bromofluorobenzene	93		70-130
Dibromofluoromethane	102		70-130

Project Name: FORMER BRIGHTON CLEANERS **Lab Number:** L2102213

Project Number: CIR2001 **Report Date:** 01/20/21

SAMPLE RESULTS

Lab ID: L2102213-02 Date Collected: 01/12/21 14:22

Client ID: MW-12 Date Received: 01/14/21

Sample Location: 3140 CONEY ISLAND AVE, BROOKLYN Field Prep: Not Specified

Sample Depth:

Matrix: Water

Analytical Method: 1,8260C

Analytical Date: 01/19/21 11:59

Analyst: AJK

Parameter	Result	Qualifier	Units	RL	MDL	Dilution Factor
Volatile Organics by GC/MS - Westborough Lab						
Methylene chloride	ND		ug/l	2.5	0.70	1
1,1-Dichloroethane	ND		ug/l	2.5	0.70	1
Chloroform	ND		ug/l	2.5	0.70	1
Carbon tetrachloride	ND		ug/l	0.50	0.13	1
1,2-Dichloropropane	ND		ug/l	1.0	0.14	1
Dibromochloromethane	ND		ug/l	0.50	0.15	1
1,1,2-Trichloroethane	ND		ug/l	1.5	0.50	1
Tetrachloroethene	4.9		ug/l	0.50	0.18	1
Chlorobenzene	ND		ug/l	2.5	0.70	1
Trichlorofluoromethane	ND		ug/l	2.5	0.70	1
1,2-Dichloroethane	ND		ug/l	0.50	0.13	1
1,1,1-Trichloroethane	ND		ug/l	2.5	0.70	1
Bromodichloromethane	ND		ug/l	0.50	0.19	1
trans-1,3-Dichloropropene	ND		ug/l	0.50	0.16	1
cis-1,3-Dichloropropene	ND		ug/l	0.50	0.14	1
1,3-Dichloropropene, Total	ND		ug/l	0.50	0.14	1
1,1-Dichloropropene	ND		ug/l	2.5	0.70	1
Bromoform	ND		ug/l	2.0	0.65	1
1,1,2,2-Tetrachloroethane	ND		ug/l	0.50	0.17	1
Benzene	ND		ug/l	0.50	0.16	1
Toluene	ND		ug/l	2.5	0.70	1
Ethylbenzene	ND		ug/l	2.5	0.70	1
Chloromethane	ND		ug/l	2.5	0.70	1
Bromomethane	ND		ug/l	2.5	0.70	1
Vinyl chloride	ND		ug/l	1.0	0.07	1
Chloroethane	ND		ug/l	2.5	0.70	1
1,1-Dichloroethene	ND		ug/l	0.50	0.17	1
trans-1,2-Dichloroethene	ND		ug/l	2.5	0.70	1

Project Name: FORMER BRIGHTON CLEANERS **Lab Number:** L2102213

Project Number: CIR2001 **Report Date:** 01/20/21

SAMPLE RESULTS

Lab ID: L2102213-02 Date Collected: 01/12/21 14:22

Client ID: MW-12 Date Received: 01/14/21

Sample Location: 3140 CONEY ISLAND AVE, BROOKLYN Field Prep: Not Specified

Sample Depth:

Parameter	Result	Qualifier	Units	RL	MDL	Dilution Factor
Volatile Organics by GC/MS - Westborough Lab						
Trichloroethene	0.57		ug/l	0.50	0.18	1
1,2-Dichlorobenzene	ND		ug/l	2.5	0.70	1
1,3-Dichlorobenzene	ND		ug/l	2.5	0.70	1
1,4-Dichlorobenzene	ND		ug/l	2.5	0.70	1
Methyl tert butyl ether	ND		ug/l	2.5	0.70	1
p/m-Xylene	ND		ug/l	2.5	0.70	1
o-Xylene	ND		ug/l	2.5	0.70	1
Xylenes, Total	ND		ug/l	2.5	0.70	1
cis-1,2-Dichloroethene	1.4	J	ug/l	2.5	0.70	1
1,2-Dichloroethene, Total	1.4	J	ug/l	2.5	0.70	1
Dibromomethane	ND		ug/l	5.0	1.0	1
1,2,3-Trichloropropane	ND		ug/l	2.5	0.70	1
Acrylonitrile	ND		ug/l	5.0	1.5	1
Styrene	ND		ug/l	2.5	0.70	1
Dichlorodifluoromethane	ND		ug/l	5.0	1.0	1
Acetone	ND		ug/l	5.0	1.5	1
Carbon disulfide	ND		ug/l	5.0	1.0	1
2-Butanone	ND		ug/l	5.0	1.9	1
Vinyl acetate	ND		ug/l	5.0	1.0	1
4-Methyl-2-pentanone	ND		ug/l	5.0	1.0	1
2-Hexanone	ND		ug/l	5.0	1.0	1
Bromochloromethane	ND		ug/l	2.5	0.70	1
2,2-Dichloropropane	ND		ug/l	2.5	0.70	1
1,2-Dibromoethane	ND		ug/l	2.0	0.65	1
1,3-Dichloropropane	ND		ug/l	2.5	0.70	1
1,1,1,2-Tetrachloroethane	ND		ug/l	2.5	0.70	1
Bromobenzene	ND		ug/l	2.5	0.70	1
n-Butylbenzene	ND		ug/l	2.5	0.70	1
sec-Butylbenzene	ND		ug/l	2.5	0.70	1
tert-Butylbenzene	ND		ug/l	2.5	0.70	1
o-Chlorotoluene	ND		ug/l	2.5	0.70	1
p-Chlorotoluene	ND		ug/l	2.5	0.70	1
1,2-Dibromo-3-chloropropane	ND		ug/l	2.5	0.70	1
Hexachlorobutadiene	ND		ug/l	2.5	0.70	1
Isopropylbenzene	ND		ug/l	2.5	0.70	1
p-Isopropyltoluene	ND		ug/l	2.5	0.70	1
Naphthalene	ND		ug/l	2.5	0.70	1

Project Name: FORMER BRIGHTON CLEANERS **Lab Number:** L2102213

Project Number: CIR2001 **Report Date:** 01/20/21

SAMPLE RESULTS

Lab ID: L2102213-02 Date Collected: 01/12/21 14:22

Client ID: MW-12 Date Received: 01/14/21

Sample Location: 3140 CONEY ISLAND AVE, BROOKLYN Field Prep: Not Specified

Sample Depth:

Parameter	Result	Qualifier	Units	RL	MDL	Dilution Factor
Volatile Organics by GC/MS - Westborough Lab						
n-Propylbenzene	ND		ug/l	2.5	0.70	1
1,2,3-Trichlorobenzene	ND		ug/l	2.5	0.70	1
1,2,4-Trichlorobenzene	ND		ug/l	2.5	0.70	1
1,3,5-Trimethylbenzene	ND		ug/l	2.5	0.70	1
1,2,4-Trimethylbenzene	ND		ug/l	2.5	0.70	1
1,4-Dioxane	ND		ug/l	250	61.	1
p-Diethylbenzene	ND		ug/l	2.0	0.70	1
p-Ethyltoluene	ND		ug/l	2.0	0.70	1
1,2,4,5-Tetramethylbenzene	ND		ug/l	2.0	0.54	1
Ethyl ether	ND		ug/l	2.5	0.70	1
trans-1,4-Dichloro-2-butene	ND		ug/l	2.5	0.70	1

Surrogate	% Recovery	Qualifier	Acceptance Criteria
1,2-Dichloroethane-d4	91		70-130
Toluene-d8	98		70-130
4-Bromofluorobenzene	93		70-130
Dibromofluoromethane	101		70-130

Project Name: FORMER BRIGHTON CLEANERS **Lab Number:** L2102213

Project Number: CIR2001 **Report Date:** 01/20/21

SAMPLE RESULTS

Lab ID: L2102213-03 Date Collected: 01/12/21 14:50

Client ID: MW-13 Date Received: 01/14/21

Sample Location: 3140 CONEY ISLAND AVE, BROOKLYN Field Prep: Not Specified

Sample Depth:

Matrix: Water

Analytical Method: 1,8260C

Analytical Date: 01/18/21 15:18

Analyst: JC

Parameter	Result	Qualifier	Units	RL	MDL	Dilution Factor
Volatile Organics by GC/MS - Westborough Lab						
Methylene chloride	ND		ug/l	2.5	0.70	1
1,1-Dichloroethane	ND		ug/l	2.5	0.70	1
Chloroform	ND		ug/l	2.5	0.70	1
Carbon tetrachloride	ND		ug/l	0.50	0.13	1
1,2-Dichloropropane	ND		ug/l	1.0	0.14	1
Dibromochloromethane	ND		ug/l	0.50	0.15	1
1,1,2-Trichloroethane	ND		ug/l	1.5	0.50	1
Tetrachloroethene	6.1		ug/l	0.50	0.18	1
Chlorobenzene	ND		ug/l	2.5	0.70	1
Trichlorofluoromethane	ND		ug/l	2.5	0.70	1
1,2-Dichloroethane	ND		ug/l	0.50	0.13	1
1,1,1-Trichloroethane	ND		ug/l	2.5	0.70	1
Bromodichloromethane	ND		ug/l	0.50	0.19	1
trans-1,3-Dichloropropene	ND		ug/l	0.50	0.16	1
cis-1,3-Dichloropropene	ND		ug/l	0.50	0.14	1
1,3-Dichloropropene, Total	ND		ug/l	0.50	0.14	1
1,1-Dichloropropene	ND		ug/l	2.5	0.70	1
Bromoform	ND		ug/l	2.0	0.65	1
1,1,2,2-Tetrachloroethane	ND		ug/l	0.50	0.17	1
Benzene	1.0		ug/l	0.50	0.16	1
Toluene	ND		ug/l	2.5	0.70	1
Ethylbenzene	ND		ug/l	2.5	0.70	1
Chloromethane	ND		ug/l	2.5	0.70	1
Bromomethane	ND		ug/l	2.5	0.70	1
Vinyl chloride	1.7		ug/l	1.0	0.07	1
Chloroethane	ND		ug/l	2.5	0.70	1
1,1-Dichloroethene	ND		ug/l	0.50	0.17	1
trans-1,2-Dichloroethene	ND		ug/l	2.5	0.70	1

Project Name: FORMER BRIGHTON CLEANERS **Lab Number:** L2102213

Project Number: CIR2001 **Report Date:** 01/20/21

SAMPLE RESULTS

Lab ID: L2102213-03 Date Collected: 01/12/21 14:50

Client ID: MW-13 Date Received: 01/14/21

Sample Location: 3140 CONEY ISLAND AVE, BROOKLYN Field Prep: Not Specified

Sample Depth:

Parameter	Result	Qualifier	Units	RL	MDL	Dilution Factor
Volatile Organics by GC/MS - Westborough Lab						
Trichloroethene	3.2		ug/l	0.50	0.18	1
1,2-Dichlorobenzene	ND		ug/l	2.5	0.70	1
1,3-Dichlorobenzene	ND		ug/l	2.5	0.70	1
1,4-Dichlorobenzene	ND		ug/l	2.5	0.70	1
Methyl tert butyl ether	ND		ug/l	2.5	0.70	1
p/m-Xylene	ND		ug/l	2.5	0.70	1
o-Xylene	ND		ug/l	2.5	0.70	1
Xylenes, Total	ND		ug/l	2.5	0.70	1
cis-1,2-Dichloroethene	8.5		ug/l	2.5	0.70	1
1,2-Dichloroethene, Total	8.5		ug/l	2.5	0.70	1
Dibromomethane	ND		ug/l	5.0	1.0	1
1,2,3-Trichloropropane	ND		ug/l	2.5	0.70	1
Acrylonitrile	ND		ug/l	5.0	1.5	1
Styrene	ND		ug/l	2.5	0.70	1
Dichlorodifluoromethane	ND		ug/l	5.0	1.0	1
Acetone	ND		ug/l	5.0	1.5	1
Carbon disulfide	ND		ug/l	5.0	1.0	1
2-Butanone	ND		ug/l	5.0	1.9	1
Vinyl acetate	ND		ug/l	5.0	1.0	1
4-Methyl-2-pentanone	ND		ug/l	5.0	1.0	1
2-Hexanone	ND		ug/l	5.0	1.0	1
Bromochloromethane	ND		ug/l	2.5	0.70	1
2,2-Dichloropropane	ND		ug/l	2.5	0.70	1
1,2-Dibromoethane	ND		ug/l	2.0	0.65	1
1,3-Dichloropropane	ND		ug/l	2.5	0.70	1
1,1,1,2-Tetrachloroethane	ND		ug/l	2.5	0.70	1
Bromobenzene	ND		ug/l	2.5	0.70	1
n-Butylbenzene	0.80	J	ug/l	2.5	0.70	1
sec-Butylbenzene	1.9	J	ug/l	2.5	0.70	1
tert-Butylbenzene	ND		ug/l	2.5	0.70	1
o-Chlorotoluene	ND		ug/l	2.5	0.70	1
p-Chlorotoluene	ND		ug/l	2.5	0.70	1
1,2-Dibromo-3-chloropropane	ND		ug/l	2.5	0.70	1
Hexachlorobutadiene	ND		ug/l	2.5	0.70	1
Isopropylbenzene	1.4	J	ug/l	2.5	0.70	1
p-Isopropyltoluene	ND		ug/l	2.5	0.70	1
Naphthalene	ND		ug/l	2.5	0.70	1

Project Name: FORMER BRIGHTON CLEANERS **Lab Number:** L2102213

Project Number: CIR2001 **Report Date:** 01/20/21

SAMPLE RESULTS

Lab ID: L2102213-03 Date Collected: 01/12/21 14:50

Client ID: MW-13 Date Received: 01/14/21

Sample Location: 3140 CONEY ISLAND AVE, BROOKLYN Field Prep: Not Specified

Sample Depth:

Parameter	Result	Qualifier	Units	RL	MDL	Dilution Factor
Volatile Organics by GC/MS - Westborough Lab						
n-Propylbenzene	ND		ug/l	2.5	0.70	1
1,2,3-Trichlorobenzene	ND		ug/l	2.5	0.70	1
1,2,4-Trichlorobenzene	ND		ug/l	2.5	0.70	1
1,3,5-Trimethylbenzene	ND		ug/l	2.5	0.70	1
1,2,4-Trimethylbenzene	ND		ug/l	2.5	0.70	1
1,4-Dioxane	ND		ug/l	250	61.	1
p-Diethylbenzene	0.88	J	ug/l	2.0	0.70	1
p-Ethyltoluene	ND		ug/l	2.0	0.70	1
1,2,4,5-Tetramethylbenzene	7.5		ug/l	2.0	0.54	1
Ethyl ether	ND		ug/l	2.5	0.70	1
trans-1,4-Dichloro-2-butene	ND		ug/l	2.5	0.70	1

Surrogate	% Recovery	Qualifier	Acceptance Criteria
1,2-Dichloroethane-d4	94		70-130
Toluene-d8	102		70-130
4-Bromofluorobenzene	101		70-130
Dibromofluoromethane	95		70-130

Project Name: FORMER BRIGHTON CLEANERS **Lab Number:** L2102213

Project Number: CIR2001 **Report Date:** 01/20/21

SAMPLE RESULTS

Lab ID: L2102213-04
Client ID: MW-14
Sample Location: 3140 CONEY ISLAND AVE, BROOKLYN

Date Collected: 01/12/21 15:20
Date Received: 01/14/21
Field Prep: Not Specified

Sample Depth:
Matrix: Water
Analytical Method: 1,8260C
Analytical Date: 01/18/21 17:13
Analyst: JC

Parameter	Result	Qualifier	Units	RL	MDL	Dilution Factor
Volatile Organics by GC/MS - Westborough Lab						
Methylene chloride	ND		ug/l	2.5	0.70	1
1,1-Dichloroethane	ND		ug/l	2.5	0.70	1
Chloroform	ND		ug/l	2.5	0.70	1
Carbon tetrachloride	ND		ug/l	0.50	0.13	1
1,2-Dichloropropane	ND		ug/l	1.0	0.14	1
Dibromochloromethane	ND		ug/l	0.50	0.15	1
1,1,2-Trichloroethane	ND		ug/l	1.5	0.50	1
Tetrachloroethene	8.1		ug/l	0.50	0.18	1
Chlorobenzene	ND		ug/l	2.5	0.70	1
Trichlorofluoromethane	ND		ug/l	2.5	0.70	1
1,2-Dichloroethane	ND		ug/l	0.50	0.13	1
1,1,1-Trichloroethane	ND		ug/l	2.5	0.70	1
Bromodichloromethane	ND		ug/l	0.50	0.19	1
trans-1,3-Dichloropropene	ND		ug/l	0.50	0.16	1
cis-1,3-Dichloropropene	ND		ug/l	0.50	0.14	1
1,3-Dichloropropene, Total	ND		ug/l	0.50	0.14	1
1,1-Dichloropropene	ND		ug/l	2.5	0.70	1
Bromoform	ND		ug/l	2.0	0.65	1
1,1,2,2-Tetrachloroethane	ND		ug/l	0.50	0.17	1
Benzene	ND		ug/l	0.50	0.16	1
Toluene	ND		ug/l	2.5	0.70	1
Ethylbenzene	ND		ug/l	2.5	0.70	1
Chloromethane	ND		ug/l	2.5	0.70	1
Bromomethane	ND		ug/l	2.5	0.70	1
Vinyl chloride	33		ug/l	1.0	0.07	1
Chloroethane	ND		ug/l	2.5	0.70	1
1,1-Dichloroethene	ND		ug/l	0.50	0.17	1
trans-1,2-Dichloroethene	ND		ug/l	2.5	0.70	1

Project Name: FORMER BRIGHTON CLEANERS **Lab Number:** L2102213

Project Number: CIR2001 **Report Date:** 01/20/21

SAMPLE RESULTS

Lab ID: L2102213-04 Date Collected: 01/12/21 15:20

Client ID: MW-14 Date Received: 01/14/21

Sample Location: 3140 CONEY ISLAND AVE, BROOKLYN Field Prep: Not Specified

Sample Depth:

Parameter	Result	Qualifier	Units	RL	MDL	Dilution Factor
Volatile Organics by GC/MS - Westborough Lab						
Trichloroethene	3.7		ug/l	0.50	0.18	1
1,2-Dichlorobenzene	ND		ug/l	2.5	0.70	1
1,3-Dichlorobenzene	ND		ug/l	2.5	0.70	1
1,4-Dichlorobenzene	ND		ug/l	2.5	0.70	1
Methyl tert butyl ether	ND		ug/l	2.5	0.70	1
p/m-Xylene	ND		ug/l	2.5	0.70	1
o-Xylene	ND		ug/l	2.5	0.70	1
Xylenes, Total	ND		ug/l	2.5	0.70	1
cis-1,2-Dichloroethene	120		ug/l	2.5	0.70	1
1,2-Dichloroethene, Total	120		ug/l	2.5	0.70	1
Dibromomethane	ND		ug/l	5.0	1.0	1
1,2,3-Trichloropropane	ND		ug/l	2.5	0.70	1
Acrylonitrile	ND		ug/l	5.0	1.5	1
Styrene	ND		ug/l	2.5	0.70	1
Dichlorodifluoromethane	ND		ug/l	5.0	1.0	1
Acetone	ND		ug/l	5.0	1.5	1
Carbon disulfide	ND		ug/l	5.0	1.0	1
2-Butanone	ND		ug/l	5.0	1.9	1
Vinyl acetate	ND		ug/l	5.0	1.0	1
4-Methyl-2-pentanone	ND		ug/l	5.0	1.0	1
2-Hexanone	ND		ug/l	5.0	1.0	1
Bromochloromethane	ND		ug/l	2.5	0.70	1
2,2-Dichloropropane	ND		ug/l	2.5	0.70	1
1,2-Dibromoethane	ND		ug/l	2.0	0.65	1
1,3-Dichloropropane	ND		ug/l	2.5	0.70	1
1,1,1,2-Tetrachloroethane	ND		ug/l	2.5	0.70	1
Bromobenzene	ND		ug/l	2.5	0.70	1
n-Butylbenzene	ND		ug/l	2.5	0.70	1
sec-Butylbenzene	1.5	J	ug/l	2.5	0.70	1
tert-Butylbenzene	ND		ug/l	2.5	0.70	1
o-Chlorotoluene	ND		ug/l	2.5	0.70	1
p-Chlorotoluene	ND		ug/l	2.5	0.70	1
1,2-Dibromo-3-chloropropane	ND		ug/l	2.5	0.70	1
Hexachlorobutadiene	ND		ug/l	2.5	0.70	1
Isopropylbenzene	ND		ug/l	2.5	0.70	1
p-Isopropyltoluene	ND		ug/l	2.5	0.70	1
Naphthalene	ND		ug/l	2.5	0.70	1

Project Name: FORMER BRIGHTON CLEANERS **Lab Number:** L2102213

Project Number: CIR2001 **Report Date:** 01/20/21

SAMPLE RESULTS

Lab ID: L2102213-04 Date Collected: 01/12/21 15:20

Client ID: MW-14 Date Received: 01/14/21

Sample Location: 3140 CONEY ISLAND AVE, BROOKLYN Field Prep: Not Specified

Sample Depth:

Parameter	Result	Qualifier	Units	RL	MDL	Dilution Factor
Volatile Organics by GC/MS - Westborough Lab						
n-Propylbenzene	ND		ug/l	2.5	0.70	1
1,2,3-Trichlorobenzene	ND		ug/l	2.5	0.70	1
1,2,4-Trichlorobenzene	ND		ug/l	2.5	0.70	1
1,3,5-Trimethylbenzene	ND		ug/l	2.5	0.70	1
1,2,4-Trimethylbenzene	ND		ug/l	2.5	0.70	1
1,4-Dioxane	ND		ug/l	250	61.	1
p-Diethylbenzene	ND		ug/l	2.0	0.70	1
p-Ethyltoluene	ND		ug/l	2.0	0.70	1
1,2,4,5-Tetramethylbenzene	ND		ug/l	2.0	0.54	1
Ethyl ether	ND		ug/l	2.5	0.70	1
trans-1,4-Dichloro-2-butene	ND		ug/l	2.5	0.70	1

Surrogate	% Recovery	Qualifier	Acceptance Criteria
1,2-Dichloroethane-d4	95		70-130
Toluene-d8	100		70-130
4-Bromofluorobenzene	101		70-130
Dibromofluoromethane	96		70-130

Project Name: FORMER BRIGHTON CLEANERS **Lab Number:** L2102213

Project Number: CIR2001 **Report Date:** 01/20/21

SAMPLE RESULTS

Lab ID: L2102213-05
Client ID: MW-15
Sample Location: 3140 CONEY ISLAND AVE, BROOKLYN

Date Collected: 01/12/21 13:00
Date Received: 01/14/21
Field Prep: Not Specified

Sample Depth:
Matrix: Water
Analytical Method: 1,8260C
Analytical Date: 01/18/21 15:41
Analyst: JC

Parameter	Result	Qualifier	Units	RL	MDL	Dilution Factor
Volatile Organics by GC/MS - Westborough Lab						
Methylene chloride	ND		ug/l	2.5	0.70	1
1,1-Dichloroethane	ND		ug/l	2.5	0.70	1
Chloroform	ND		ug/l	2.5	0.70	1
Carbon tetrachloride	ND		ug/l	0.50	0.13	1
1,2-Dichloropropane	ND		ug/l	1.0	0.14	1
Dibromochloromethane	ND		ug/l	0.50	0.15	1
1,1,2-Trichloroethane	ND		ug/l	1.5	0.50	1
Tetrachloroethene	1.3		ug/l	0.50	0.18	1
Chlorobenzene	ND		ug/l	2.5	0.70	1
Trichlorofluoromethane	ND		ug/l	2.5	0.70	1
1,2-Dichloroethane	ND		ug/l	0.50	0.13	1
1,1,1-Trichloroethane	ND		ug/l	2.5	0.70	1
Bromodichloromethane	ND		ug/l	0.50	0.19	1
trans-1,3-Dichloropropene	ND		ug/l	0.50	0.16	1
cis-1,3-Dichloropropene	ND		ug/l	0.50	0.14	1
1,3-Dichloropropene, Total	ND		ug/l	0.50	0.14	1
1,1-Dichloropropene	ND		ug/l	2.5	0.70	1
Bromoform	ND		ug/l	2.0	0.65	1
1,1,2,2-Tetrachloroethane	ND		ug/l	0.50	0.17	1
Benzene	ND		ug/l	0.50	0.16	1
Toluene	ND		ug/l	2.5	0.70	1
Ethylbenzene	ND		ug/l	2.5	0.70	1
Chloromethane	ND		ug/l	2.5	0.70	1
Bromomethane	ND		ug/l	2.5	0.70	1
Vinyl chloride	1.0		ug/l	1.0	0.07	1
Chloroethane	ND		ug/l	2.5	0.70	1
1,1-Dichloroethene	ND		ug/l	0.50	0.17	1
trans-1,2-Dichloroethene	ND		ug/l	2.5	0.70	1

Project Name: FORMER BRIGHTON CLEANERS **Lab Number:** L2102213

Project Number: CIR2001 **Report Date:** 01/20/21

SAMPLE RESULTS

Lab ID: L2102213-05 Date Collected: 01/12/21 13:00

Client ID: MW-15 Date Received: 01/14/21

Sample Location: 3140 CONEY ISLAND AVE, BROOKLYN Field Prep: Not Specified

Sample Depth:

Parameter	Result	Qualifier	Units	RL	MDL	Dilution Factor
Volatile Organics by GC/MS - Westborough Lab						
Trichloroethene	2.0		ug/l	0.50	0.18	1
1,2-Dichlorobenzene	ND		ug/l	2.5	0.70	1
1,3-Dichlorobenzene	ND		ug/l	2.5	0.70	1
1,4-Dichlorobenzene	ND		ug/l	2.5	0.70	1
Methyl tert butyl ether	ND		ug/l	2.5	0.70	1
p/m-Xylene	ND		ug/l	2.5	0.70	1
o-Xylene	ND		ug/l	2.5	0.70	1
Xylenes, Total	ND		ug/l	2.5	0.70	1
cis-1,2-Dichloroethene	3.0		ug/l	2.5	0.70	1
1,2-Dichloroethene, Total	3.0		ug/l	2.5	0.70	1
Dibromomethane	ND		ug/l	5.0	1.0	1
1,2,3-Trichloropropane	ND		ug/l	2.5	0.70	1
Acrylonitrile	ND		ug/l	5.0	1.5	1
Styrene	ND		ug/l	2.5	0.70	1
Dichlorodifluoromethane	ND		ug/l	5.0	1.0	1
Acetone	ND		ug/l	5.0	1.5	1
Carbon disulfide	ND		ug/l	5.0	1.0	1
2-Butanone	ND		ug/l	5.0	1.9	1
Vinyl acetate	ND		ug/l	5.0	1.0	1
4-Methyl-2-pentanone	ND		ug/l	5.0	1.0	1
2-Hexanone	ND		ug/l	5.0	1.0	1
Bromochloromethane	ND		ug/l	2.5	0.70	1
2,2-Dichloropropane	ND		ug/l	2.5	0.70	1
1,2-Dibromoethane	ND		ug/l	2.0	0.65	1
1,3-Dichloropropane	ND		ug/l	2.5	0.70	1
1,1,1,2-Tetrachloroethane	ND		ug/l	2.5	0.70	1
Bromobenzene	ND		ug/l	2.5	0.70	1
n-Butylbenzene	ND		ug/l	2.5	0.70	1
sec-Butylbenzene	ND		ug/l	2.5	0.70	1
tert-Butylbenzene	ND		ug/l	2.5	0.70	1
o-Chlorotoluene	ND		ug/l	2.5	0.70	1
p-Chlorotoluene	ND		ug/l	2.5	0.70	1
1,2-Dibromo-3-chloropropane	ND		ug/l	2.5	0.70	1
Hexachlorobutadiene	ND		ug/l	2.5	0.70	1
Isopropylbenzene	ND		ug/l	2.5	0.70	1
p-Isopropyltoluene	ND		ug/l	2.5	0.70	1
Naphthalene	ND		ug/l	2.5	0.70	1

Project Name: FORMER BRIGHTON CLEANERS **Lab Number:** L2102213

Project Number: CIR2001 **Report Date:** 01/20/21

SAMPLE RESULTS

Lab ID: L2102213-05 Date Collected: 01/12/21 13:00

Client ID: MW-15 Date Received: 01/14/21

Sample Location: 3140 CONEY ISLAND AVE, BROOKLYN Field Prep: Not Specified

Sample Depth:

Parameter	Result	Qualifier	Units	RL	MDL	Dilution Factor
Volatile Organics by GC/MS - Westborough Lab						
n-Propylbenzene	ND		ug/l	2.5	0.70	1
1,2,3-Trichlorobenzene	ND		ug/l	2.5	0.70	1
1,2,4-Trichlorobenzene	ND		ug/l	2.5	0.70	1
1,3,5-Trimethylbenzene	ND		ug/l	2.5	0.70	1
1,2,4-Trimethylbenzene	ND		ug/l	2.5	0.70	1
1,4-Dioxane	ND		ug/l	250	61.	1
p-Diethylbenzene	ND		ug/l	2.0	0.70	1
p-Ethyltoluene	ND		ug/l	2.0	0.70	1
1,2,4,5-Tetramethylbenzene	ND		ug/l	2.0	0.54	1
Ethyl ether	ND		ug/l	2.5	0.70	1
trans-1,4-Dichloro-2-butene	ND		ug/l	2.5	0.70	1

Surrogate	% Recovery	Qualifier	Acceptance Criteria
1,2-Dichloroethane-d4	94		70-130
Toluene-d8	101		70-130
4-Bromofluorobenzene	100		70-130
Dibromofluoromethane	94		70-130

Project Name: FORMER BRIGHTON CLEANERS **Lab Number:** L2102213

Project Number: CIR2001 **Report Date:** 01/20/21

SAMPLE RESULTS

Lab ID: L2102213-06 Date Collected: 01/12/21 16:00

Client ID: MW-17 Date Received: 01/14/21

Sample Location: 3140 CONEY ISLAND AVE, BROOKLYN Field Prep: Not Specified

Sample Depth:

Matrix: Water

Analytical Method: 1,8260C

Analytical Date: 01/18/21 16:04

Analyst: JC

Parameter	Result	Qualifier	Units	RL	MDL	Dilution Factor
Volatile Organics by GC/MS - Westborough Lab						
Methylene chloride	ND		ug/l	2.5	0.70	1
1,1-Dichloroethane	ND		ug/l	2.5	0.70	1
Chloroform	ND		ug/l	2.5	0.70	1
Carbon tetrachloride	ND		ug/l	0.50	0.13	1
1,2-Dichloropropane	ND		ug/l	1.0	0.14	1
Dibromochloromethane	ND		ug/l	0.50	0.15	1
1,1,2-Trichloroethane	ND		ug/l	1.5	0.50	1
Tetrachloroethene	0.95		ug/l	0.50	0.18	1
Chlorobenzene	ND		ug/l	2.5	0.70	1
Trichlorofluoromethane	ND		ug/l	2.5	0.70	1
1,2-Dichloroethane	ND		ug/l	0.50	0.13	1
1,1,1-Trichloroethane	ND		ug/l	2.5	0.70	1
Bromodichloromethane	ND		ug/l	0.50	0.19	1
trans-1,3-Dichloropropene	ND		ug/l	0.50	0.16	1
cis-1,3-Dichloropropene	ND		ug/l	0.50	0.14	1
1,3-Dichloropropene, Total	ND		ug/l	0.50	0.14	1
1,1-Dichloropropene	ND		ug/l	2.5	0.70	1
Bromoform	ND		ug/l	2.0	0.65	1
1,1,2,2-Tetrachloroethane	ND		ug/l	0.50	0.17	1
Benzene	ND		ug/l	0.50	0.16	1
Toluene	ND		ug/l	2.5	0.70	1
Ethylbenzene	ND		ug/l	2.5	0.70	1
Chloromethane	ND		ug/l	2.5	0.70	1
Bromomethane	ND		ug/l	2.5	0.70	1
Vinyl chloride	1.4		ug/l	1.0	0.07	1
Chloroethane	ND		ug/l	2.5	0.70	1
1,1-Dichloroethene	ND		ug/l	0.50	0.17	1
trans-1,2-Dichloroethene	ND		ug/l	2.5	0.70	1

Project Name: FORMER BRIGHTON CLEANERS **Lab Number:** L2102213

Project Number: CIR2001 **Report Date:** 01/20/21

SAMPLE RESULTS

Lab ID: L2102213-06 Date Collected: 01/12/21 16:00

Client ID: MW-17 Date Received: 01/14/21

Sample Location: 3140 CONEY ISLAND AVE, BROOKLYN Field Prep: Not Specified

Sample Depth:

Parameter	Result	Qualifier	Units	RL	MDL	Dilution Factor
Volatile Organics by GC/MS - Westborough Lab						
Trichloroethene	0.47	J	ug/l	0.50	0.18	1
1,2-Dichlorobenzene	ND		ug/l	2.5	0.70	1
1,3-Dichlorobenzene	ND		ug/l	2.5	0.70	1
1,4-Dichlorobenzene	ND		ug/l	2.5	0.70	1
Methyl tert butyl ether	ND		ug/l	2.5	0.70	1
p/m-Xylene	ND		ug/l	2.5	0.70	1
o-Xylene	ND		ug/l	2.5	0.70	1
Xylenes, Total	ND		ug/l	2.5	0.70	1
cis-1,2-Dichloroethene	4.5		ug/l	2.5	0.70	1
1,2-Dichloroethene, Total	4.5		ug/l	2.5	0.70	1
Dibromomethane	ND		ug/l	5.0	1.0	1
1,2,3-Trichloropropane	ND		ug/l	2.5	0.70	1
Acrylonitrile	ND		ug/l	5.0	1.5	1
Styrene	ND		ug/l	2.5	0.70	1
Dichlorodifluoromethane	ND		ug/l	5.0	1.0	1
Acetone	ND		ug/l	5.0	1.5	1
Carbon disulfide	ND		ug/l	5.0	1.0	1
2-Butanone	ND		ug/l	5.0	1.9	1
Vinyl acetate	ND		ug/l	5.0	1.0	1
4-Methyl-2-pentanone	ND		ug/l	5.0	1.0	1
2-Hexanone	ND		ug/l	5.0	1.0	1
Bromochloromethane	ND		ug/l	2.5	0.70	1
2,2-Dichloropropane	ND		ug/l	2.5	0.70	1
1,2-Dibromoethane	ND		ug/l	2.0	0.65	1
1,3-Dichloropropane	ND		ug/l	2.5	0.70	1
1,1,1,2-Tetrachloroethane	ND		ug/l	2.5	0.70	1
Bromobenzene	ND		ug/l	2.5	0.70	1
n-Butylbenzene	ND		ug/l	2.5	0.70	1
sec-Butylbenzene	ND		ug/l	2.5	0.70	1
tert-Butylbenzene	ND		ug/l	2.5	0.70	1
o-Chlorotoluene	ND		ug/l	2.5	0.70	1
p-Chlorotoluene	ND		ug/l	2.5	0.70	1
1,2-Dibromo-3-chloropropane	ND		ug/l	2.5	0.70	1
Hexachlorobutadiene	ND		ug/l	2.5	0.70	1
Isopropylbenzene	ND		ug/l	2.5	0.70	1
p-Isopropyltoluene	ND		ug/l	2.5	0.70	1
Naphthalene	0.71	J	ug/l	2.5	0.70	1

Project Name: FORMER BRIGHTON CLEANERS **Lab Number:** L2102213

Project Number: CIR2001 **Report Date:** 01/20/21

SAMPLE RESULTS

Lab ID: L2102213-06 Date Collected: 01/12/21 16:00

Client ID: MW-17 Date Received: 01/14/21

Sample Location: 3140 CONEY ISLAND AVE, BROOKLYN Field Prep: Not Specified

Sample Depth:

Parameter	Result	Qualifier	Units	RL	MDL	Dilution Factor
Volatile Organics by GC/MS - Westborough Lab						
n-Propylbenzene	ND		ug/l	2.5	0.70	1
1,2,3-Trichlorobenzene	ND		ug/l	2.5	0.70	1
1,2,4-Trichlorobenzene	ND		ug/l	2.5	0.70	1
1,3,5-Trimethylbenzene	ND		ug/l	2.5	0.70	1
1,2,4-Trimethylbenzene	ND		ug/l	2.5	0.70	1
1,4-Dioxane	ND		ug/l	250	61.	1
p-Diethylbenzene	0.75	J	ug/l	2.0	0.70	1
p-Ethyltoluene	ND		ug/l	2.0	0.70	1
1,2,4,5-Tetramethylbenzene	2.4		ug/l	2.0	0.54	1
Ethyl ether	ND		ug/l	2.5	0.70	1
trans-1,4-Dichloro-2-butene	ND		ug/l	2.5	0.70	1

Surrogate	% Recovery	Qualifier	Acceptance Criteria
1,2-Dichloroethane-d4	95		70-130
Toluene-d8	100		70-130
4-Bromofluorobenzene	99		70-130
Dibromofluoromethane	94		70-130

Project Name: FORMER BRIGHTON CLEANERS **Lab Number:** L2102213

Project Number: CIR2001 **Report Date:** 01/20/21

SAMPLE RESULTS

Lab ID: L2102213-07
Client ID: MLW15-20
Sample Location: 3140 CONEY ISLAND AVE, BROOKLYN

Date Collected: 01/12/21 12:30
Date Received: 01/14/21
Field Prep: Not Specified

Sample Depth:
Matrix: Water
Analytical Method: 1,8260C
Analytical Date: 01/18/21 16:27
Analyst: JC

Parameter	Result	Qualifier	Units	RL	MDL	Dilution Factor
Volatile Organics by GC/MS - Westborough Lab						
Methylene chloride	ND		ug/l	2.5	0.70	1
1,1-Dichloroethane	ND		ug/l	2.5	0.70	1
Chloroform	ND		ug/l	2.5	0.70	1
Carbon tetrachloride	ND		ug/l	0.50	0.13	1
1,2-Dichloropropane	ND		ug/l	1.0	0.14	1
Dibromochloromethane	ND		ug/l	0.50	0.15	1
1,1,2-Trichloroethane	ND		ug/l	1.5	0.50	1
Tetrachloroethene	0.21	J	ug/l	0.50	0.18	1
Chlorobenzene	ND		ug/l	2.5	0.70	1
Trichlorofluoromethane	ND		ug/l	2.5	0.70	1
1,2-Dichloroethane	ND		ug/l	0.50	0.13	1
1,1,1-Trichloroethane	ND		ug/l	2.5	0.70	1
Bromodichloromethane	ND		ug/l	0.50	0.19	1
trans-1,3-Dichloropropene	ND		ug/l	0.50	0.16	1
cis-1,3-Dichloropropene	ND		ug/l	0.50	0.14	1
1,3-Dichloropropene, Total	ND		ug/l	0.50	0.14	1
1,1-Dichloropropene	ND		ug/l	2.5	0.70	1
Bromoform	ND		ug/l	2.0	0.65	1
1,1,2,2-Tetrachloroethane	ND		ug/l	0.50	0.17	1
Benzene	ND		ug/l	0.50	0.16	1
Toluene	ND		ug/l	2.5	0.70	1
Ethylbenzene	ND		ug/l	2.5	0.70	1
Chloromethane	ND		ug/l	2.5	0.70	1
Bromomethane	ND		ug/l	2.5	0.70	1
Vinyl chloride	34		ug/l	1.0	0.07	1
Chloroethane	ND		ug/l	2.5	0.70	1
1,1-Dichloroethene	0.17	J	ug/l	0.50	0.17	1
trans-1,2-Dichloroethene	1.7	J	ug/l	2.5	0.70	1

Project Name: FORMER BRIGHTON CLEANERS **Lab Number:** L2102213

Project Number: CIR2001 **Report Date:** 01/20/21

SAMPLE RESULTS

Lab ID: L2102213-07 Date Collected: 01/12/21 12:30

Client ID: MLW15-20 Date Received: 01/14/21

Sample Location: 3140 CONEY ISLAND AVE, BROOKLYN Field Prep: Not Specified

Sample Depth:

Parameter	Result	Qualifier	Units	RL	MDL	Dilution Factor
Volatile Organics by GC/MS - Westborough Lab						
Trichloroethene	0.51		ug/l	0.50	0.18	1
1,2-Dichlorobenzene	ND		ug/l	2.5	0.70	1
1,3-Dichlorobenzene	ND		ug/l	2.5	0.70	1
1,4-Dichlorobenzene	ND		ug/l	2.5	0.70	1
Methyl tert butyl ether	ND		ug/l	2.5	0.70	1
p/m-Xylene	ND		ug/l	2.5	0.70	1
o-Xylene	ND		ug/l	2.5	0.70	1
Xylenes, Total	ND		ug/l	2.5	0.70	1
cis-1,2-Dichloroethene	58		ug/l	2.5	0.70	1
1,2-Dichloroethene, Total	60	J	ug/l	2.5	0.70	1
Dibromomethane	ND		ug/l	5.0	1.0	1
1,2,3-Trichloropropane	ND		ug/l	2.5	0.70	1
Acrylonitrile	ND		ug/l	5.0	1.5	1
Styrene	ND		ug/l	2.5	0.70	1
Dichlorodifluoromethane	ND		ug/l	5.0	1.0	1
Acetone	ND		ug/l	5.0	1.5	1
Carbon disulfide	ND		ug/l	5.0	1.0	1
2-Butanone	ND		ug/l	5.0	1.9	1
Vinyl acetate	ND		ug/l	5.0	1.0	1
4-Methyl-2-pentanone	ND		ug/l	5.0	1.0	1
2-Hexanone	ND		ug/l	5.0	1.0	1
Bromochloromethane	ND		ug/l	2.5	0.70	1
2,2-Dichloropropane	ND		ug/l	2.5	0.70	1
1,2-Dibromoethane	ND		ug/l	2.0	0.65	1
1,3-Dichloropropane	ND		ug/l	2.5	0.70	1
1,1,1,2-Tetrachloroethane	ND		ug/l	2.5	0.70	1
Bromobenzene	ND		ug/l	2.5	0.70	1
n-Butylbenzene	ND		ug/l	2.5	0.70	1
sec-Butylbenzene	ND		ug/l	2.5	0.70	1
tert-Butylbenzene	ND		ug/l	2.5	0.70	1
o-Chlorotoluene	ND		ug/l	2.5	0.70	1
p-Chlorotoluene	ND		ug/l	2.5	0.70	1
1,2-Dibromo-3-chloropropane	ND		ug/l	2.5	0.70	1
Hexachlorobutadiene	ND		ug/l	2.5	0.70	1
Isopropylbenzene	ND		ug/l	2.5	0.70	1
p-Isopropyltoluene	ND		ug/l	2.5	0.70	1
Naphthalene	ND		ug/l	2.5	0.70	1

Project Name: FORMER BRIGHTON CLEANERS **Lab Number:** L2102213

Project Number: CIR2001 **Report Date:** 01/20/21

SAMPLE RESULTS

Lab ID: L2102213-07 Date Collected: 01/12/21 12:30

Client ID: MLW15-20 Date Received: 01/14/21

Sample Location: 3140 CONEY ISLAND AVE, BROOKLYN Field Prep: Not Specified

Sample Depth:

Parameter	Result	Qualifier	Units	RL	MDL	Dilution Factor
Volatile Organics by GC/MS - Westborough Lab						
n-Propylbenzene	ND		ug/l	2.5	0.70	1
1,2,3-Trichlorobenzene	ND		ug/l	2.5	0.70	1
1,2,4-Trichlorobenzene	ND		ug/l	2.5	0.70	1
1,3,5-Trimethylbenzene	ND		ug/l	2.5	0.70	1
1,2,4-Trimethylbenzene	ND		ug/l	2.5	0.70	1
1,4-Dioxane	ND		ug/l	250	61.	1
p-Diethylbenzene	1.1	J	ug/l	2.0	0.70	1
p-Ethyltoluene	ND		ug/l	2.0	0.70	1
1,2,4,5-Tetramethylbenzene	2.5		ug/l	2.0	0.54	1
Ethyl ether	ND		ug/l	2.5	0.70	1
trans-1,4-Dichloro-2-butene	ND		ug/l	2.5	0.70	1

Surrogate	% Recovery	Qualifier	Acceptance Criteria
1,2-Dichloroethane-d4	94		70-130
Toluene-d8	100		70-130
4-Bromofluorobenzene	100		70-130
Dibromofluoromethane	96		70-130

Project Name: FORMER BRIGHTON CLEANERS **Lab Number:** L2102213

Project Number: CIR2001 **Report Date:** 01/20/21

SAMPLE RESULTS

Lab ID: L2102213-08 Date Collected: 01/12/21 12:45

Client ID: MLW35-40 Date Received: 01/14/21

Sample Location: 3140 CONEY ISLAND AVE, BROOKLYN Field Prep: Not Specified

Sample Depth:

Matrix: Water

Analytical Method: 1,8260C

Analytical Date: 01/18/21 17:36

Analyst: JC

Parameter	Result	Qualifier	Units	RL	MDL	Dilution Factor
Volatile Organics by GC/MS - Westborough Lab						
Methylene chloride	ND		ug/l	2.5	0.70	1
1,1-Dichloroethane	ND		ug/l	2.5	0.70	1
Chloroform	ND		ug/l	2.5	0.70	1
Carbon tetrachloride	ND		ug/l	0.50	0.13	1
1,2-Dichloropropane	ND		ug/l	1.0	0.14	1
Dibromochloromethane	ND		ug/l	0.50	0.15	1
1,1,2-Trichloroethane	ND		ug/l	1.5	0.50	1
Tetrachloroethene	ND		ug/l	0.50	0.18	1
Chlorobenzene	ND		ug/l	2.5	0.70	1
Trichlorofluoromethane	ND		ug/l	2.5	0.70	1
1,2-Dichloroethane	ND		ug/l	0.50	0.13	1
1,1,1-Trichloroethane	ND		ug/l	2.5	0.70	1
Bromodichloromethane	ND		ug/l	0.50	0.19	1
trans-1,3-Dichloropropene	ND		ug/l	0.50	0.16	1
cis-1,3-Dichloropropene	ND		ug/l	0.50	0.14	1
1,3-Dichloropropene, Total	ND		ug/l	0.50	0.14	1
1,1-Dichloropropene	ND		ug/l	2.5	0.70	1
Bromoform	ND		ug/l	2.0	0.65	1
1,1,2,2-Tetrachloroethane	ND		ug/l	0.50	0.17	1
Benzene	ND		ug/l	0.50	0.16	1
Toluene	ND		ug/l	2.5	0.70	1
Ethylbenzene	ND		ug/l	2.5	0.70	1
Chloromethane	ND		ug/l	2.5	0.70	1
Bromomethane	ND		ug/l	2.5	0.70	1
Vinyl chloride	0.13	J	ug/l	1.0	0.07	1
Chloroethane	ND		ug/l	2.5	0.70	1
1,1-Dichloroethene	ND		ug/l	0.50	0.17	1
trans-1,2-Dichloroethene	ND		ug/l	2.5	0.70	1

Project Name: FORMER BRIGHTON CLEANERS **Lab Number:** L2102213

Project Number: CIR2001 **Report Date:** 01/20/21

SAMPLE RESULTS

Lab ID: L2102213-08 Date Collected: 01/12/21 12:45

Client ID: MLW35-40 Date Received: 01/14/21

Sample Location: 3140 CONEY ISLAND AVE, BROOKLYN Field Prep: Not Specified

Sample Depth:

Parameter	Result	Qualifier	Units	RL	MDL	Dilution Factor
Volatile Organics by GC/MS - Westborough Lab						
Trichloroethene	ND		ug/l	0.50	0.18	1
1,2-Dichlorobenzene	ND		ug/l	2.5	0.70	1
1,3-Dichlorobenzene	ND		ug/l	2.5	0.70	1
1,4-Dichlorobenzene	ND		ug/l	2.5	0.70	1
Methyl tert butyl ether	ND		ug/l	2.5	0.70	1
p/m-Xylene	ND		ug/l	2.5	0.70	1
o-Xylene	ND		ug/l	2.5	0.70	1
Xylenes, Total	ND		ug/l	2.5	0.70	1
cis-1,2-Dichloroethene	1.1	J	ug/l	2.5	0.70	1
1,2-Dichloroethene, Total	1.1	J	ug/l	2.5	0.70	1
Dibromomethane	ND		ug/l	5.0	1.0	1
1,2,3-Trichloropropane	ND		ug/l	2.5	0.70	1
Acrylonitrile	ND		ug/l	5.0	1.5	1
Styrene	ND		ug/l	2.5	0.70	1
Dichlorodifluoromethane	ND		ug/l	5.0	1.0	1
Acetone	ND		ug/l	5.0	1.5	1
Carbon disulfide	ND		ug/l	5.0	1.0	1
2-Butanone	ND		ug/l	5.0	1.9	1
Vinyl acetate	ND		ug/l	5.0	1.0	1
4-Methyl-2-pentanone	ND		ug/l	5.0	1.0	1
2-Hexanone	ND		ug/l	5.0	1.0	1
Bromochloromethane	ND		ug/l	2.5	0.70	1
2,2-Dichloropropane	ND		ug/l	2.5	0.70	1
1,2-Dibromoethane	ND		ug/l	2.0	0.65	1
1,3-Dichloropropane	ND		ug/l	2.5	0.70	1
1,1,1,2-Tetrachloroethane	ND		ug/l	2.5	0.70	1
Bromobenzene	ND		ug/l	2.5	0.70	1
n-Butylbenzene	ND		ug/l	2.5	0.70	1
sec-Butylbenzene	ND		ug/l	2.5	0.70	1
tert-Butylbenzene	ND		ug/l	2.5	0.70	1
o-Chlorotoluene	ND		ug/l	2.5	0.70	1
p-Chlorotoluene	ND		ug/l	2.5	0.70	1
1,2-Dibromo-3-chloropropane	ND		ug/l	2.5	0.70	1
Hexachlorobutadiene	ND		ug/l	2.5	0.70	1
Isopropylbenzene	ND		ug/l	2.5	0.70	1
p-Isopropyltoluene	ND		ug/l	2.5	0.70	1
Naphthalene	ND		ug/l	2.5	0.70	1

Project Name: FORMER BRIGHTON CLEANERS **Lab Number:** L2102213

Project Number: CIR2001 **Report Date:** 01/20/21

SAMPLE RESULTS

Lab ID: L2102213-08 Date Collected: 01/12/21 12:45

Client ID: MLW35-40 Date Received: 01/14/21

Sample Location: 3140 CONEY ISLAND AVE, BROOKLYN Field Prep: Not Specified

Sample Depth:

Parameter	Result	Qualifier	Units	RL	MDL	Dilution Factor
Volatile Organics by GC/MS - Westborough Lab						
n-Propylbenzene	ND		ug/l	2.5	0.70	1
1,2,3-Trichlorobenzene	ND		ug/l	2.5	0.70	1
1,2,4-Trichlorobenzene	ND		ug/l	2.5	0.70	1
1,3,5-Trimethylbenzene	ND		ug/l	2.5	0.70	1
1,2,4-Trimethylbenzene	ND		ug/l	2.5	0.70	1
1,4-Dioxane	ND		ug/l	250	61.	1
p-Diethylbenzene	ND		ug/l	2.0	0.70	1
p-Ethyltoluene	ND		ug/l	2.0	0.70	1
1,2,4,5-Tetramethylbenzene	ND		ug/l	2.0	0.54	1
Ethyl ether	ND		ug/l	2.5	0.70	1
trans-1,4-Dichloro-2-butene	ND		ug/l	2.5	0.70	1

Surrogate	% Recovery	Qualifier	Acceptance Criteria
1,2-Dichloroethane-d4	97		70-130
Toluene-d8	101		70-130
4-Bromofluorobenzene	100		70-130
Dibromofluoromethane	95		70-130

Project Name: FORMER BRIGHTON CLEANERS **Lab Number:** L2102213

Project Number: CIR2001 **Report Date:** 01/20/21

SAMPLE RESULTS

Lab ID: L2102213-09
Client ID: DUPE
Sample Location: 3140 CONEY ISLAND AVE, BROOKLYN

Date Collected: 01/12/21 00:00
Date Received: 01/14/21
Field Prep: Not Specified

Sample Depth:
Matrix: Water
Analytical Method: 1,8260C
Analytical Date: 01/18/21 16:50
Analyst: JC

Parameter	Result	Qualifier	Units	RL	MDL	Dilution Factor
Volatile Organics by GC/MS - Westborough Lab						
Methylene chloride	ND		ug/l	2.5	0.70	1
1,1-Dichloroethane	ND		ug/l	2.5	0.70	1
Chloroform	ND		ug/l	2.5	0.70	1
Carbon tetrachloride	ND		ug/l	0.50	0.13	1
1,2-Dichloropropane	ND		ug/l	1.0	0.14	1
Dibromochloromethane	ND		ug/l	0.50	0.15	1
1,1,2-Trichloroethane	ND		ug/l	1.5	0.50	1
Tetrachloroethene	8.9		ug/l	0.50	0.18	1
Chlorobenzene	ND		ug/l	2.5	0.70	1
Trichlorofluoromethane	ND		ug/l	2.5	0.70	1
1,2-Dichloroethane	ND		ug/l	0.50	0.13	1
1,1,1-Trichloroethane	ND		ug/l	2.5	0.70	1
Bromodichloromethane	ND		ug/l	0.50	0.19	1
trans-1,3-Dichloropropene	ND		ug/l	0.50	0.16	1
cis-1,3-Dichloropropene	ND		ug/l	0.50	0.14	1
1,3-Dichloropropene, Total	ND		ug/l	0.50	0.14	1
1,1-Dichloropropene	ND		ug/l	2.5	0.70	1
Bromoform	ND		ug/l	2.0	0.65	1
1,1,2,2-Tetrachloroethane	ND		ug/l	0.50	0.17	1
Benzene	ND		ug/l	0.50	0.16	1
Toluene	ND		ug/l	2.5	0.70	1
Ethylbenzene	ND		ug/l	2.5	0.70	1
Chloromethane	ND		ug/l	2.5	0.70	1
Bromomethane	ND		ug/l	2.5	0.70	1
Vinyl chloride	34		ug/l	1.0	0.07	1
Chloroethane	ND		ug/l	2.5	0.70	1
1,1-Dichloroethene	ND		ug/l	0.50	0.17	1
trans-1,2-Dichloroethene	ND		ug/l	2.5	0.70	1

Project Name: FORMER BRIGHTON CLEANERS **Lab Number:** L2102213

Project Number: CIR2001 **Report Date:** 01/20/21

SAMPLE RESULTS

Lab ID: L2102213-09 Date Collected: 01/12/21 00:00

Client ID: DUPE Date Received: 01/14/21

Sample Location: 3140 CONEY ISLAND AVE, BROOKLYN Field Prep: Not Specified

Sample Depth:

Parameter	Result	Qualifier	Units	RL	MDL	Dilution Factor
Volatile Organics by GC/MS - Westborough Lab						
Trichloroethene	3.8		ug/l	0.50	0.18	1
1,2-Dichlorobenzene	ND		ug/l	2.5	0.70	1
1,3-Dichlorobenzene	ND		ug/l	2.5	0.70	1
1,4-Dichlorobenzene	ND		ug/l	2.5	0.70	1
Methyl tert butyl ether	ND		ug/l	2.5	0.70	1
p/m-Xylene	ND		ug/l	2.5	0.70	1
o-Xylene	ND		ug/l	2.5	0.70	1
Xylenes, Total	ND		ug/l	2.5	0.70	1
cis-1,2-Dichloroethene	120		ug/l	2.5	0.70	1
1,2-Dichloroethene, Total	120		ug/l	2.5	0.70	1
Dibromomethane	ND		ug/l	5.0	1.0	1
1,2,3-Trichloropropane	ND		ug/l	2.5	0.70	1
Acrylonitrile	ND		ug/l	5.0	1.5	1
Styrene	ND		ug/l	2.5	0.70	1
Dichlorodifluoromethane	ND		ug/l	5.0	1.0	1
Acetone	ND		ug/l	5.0	1.5	1
Carbon disulfide	ND		ug/l	5.0	1.0	1
2-Butanone	ND		ug/l	5.0	1.9	1
Vinyl acetate	ND		ug/l	5.0	1.0	1
4-Methyl-2-pentanone	ND		ug/l	5.0	1.0	1
2-Hexanone	ND		ug/l	5.0	1.0	1
Bromochloromethane	ND		ug/l	2.5	0.70	1
2,2-Dichloropropane	ND		ug/l	2.5	0.70	1
1,2-Dibromoethane	ND		ug/l	2.0	0.65	1
1,3-Dichloropropane	ND		ug/l	2.5	0.70	1
1,1,1,2-Tetrachloroethane	ND		ug/l	2.5	0.70	1
Bromobenzene	ND		ug/l	2.5	0.70	1
n-Butylbenzene	ND		ug/l	2.5	0.70	1
sec-Butylbenzene	1.6	J	ug/l	2.5	0.70	1
tert-Butylbenzene	ND		ug/l	2.5	0.70	1
o-Chlorotoluene	ND		ug/l	2.5	0.70	1
p-Chlorotoluene	ND		ug/l	2.5	0.70	1
1,2-Dibromo-3-chloropropane	ND		ug/l	2.5	0.70	1
Hexachlorobutadiene	ND		ug/l	2.5	0.70	1
Isopropylbenzene	ND		ug/l	2.5	0.70	1
p-Isopropyltoluene	ND		ug/l	2.5	0.70	1
Naphthalene	ND		ug/l	2.5	0.70	1

Project Name: FORMER BRIGHTON CLEANERS **Lab Number:** L2102213

Project Number: CIR2001 **Report Date:** 01/20/21

SAMPLE RESULTS

Lab ID: L2102213-09 Date Collected: 01/12/21 00:00

Client ID: DUPE Date Received: 01/14/21

Sample Location: 3140 CONEY ISLAND AVE, BROOKLYN Field Prep: Not Specified

Sample Depth:

Parameter	Result	Qualifier	Units	RL	MDL	Dilution Factor
Volatile Organics by GC/MS - Westborough Lab						
n-Propylbenzene	ND		ug/l	2.5	0.70	1
1,2,3-Trichlorobenzene	ND		ug/l	2.5	0.70	1
1,2,4-Trichlorobenzene	ND		ug/l	2.5	0.70	1
1,3,5-Trimethylbenzene	ND		ug/l	2.5	0.70	1
1,2,4-Trimethylbenzene	ND		ug/l	2.5	0.70	1
1,4-Dioxane	ND		ug/l	250	61.	1
p-Diethylbenzene	ND		ug/l	2.0	0.70	1
p-Ethyltoluene	ND		ug/l	2.0	0.70	1
1,2,4,5-Tetramethylbenzene	ND		ug/l	2.0	0.54	1
Ethyl ether	ND		ug/l	2.5	0.70	1
trans-1,4-Dichloro-2-butene	ND		ug/l	2.5	0.70	1

Surrogate	% Recovery	Qualifier	Acceptance Criteria
1,2-Dichloroethane-d4	94		70-130
Toluene-d8	101		70-130
4-Bromofluorobenzene	100		70-130
Dibromofluoromethane	96		70-130

Project Name: FORMER BRIGHTON CLEANERS **Lab Number:** L2102213

Project Number: CIR2001 **Report Date:** 01/20/21

SAMPLE RESULTS

Lab ID: L2102213-10 Date Collected: 01/12/21 13:15

Client ID: FIELD BLANK Date Received: 01/14/21

Sample Location: 3140 CONEY ISLAND AVE, BROOKLYN Field Prep: Not Specified

Sample Depth:

Matrix: Field Blank

Analytical Method: 1,8260C

Analytical Date: 01/18/21 14:32

Analyst: JC

Parameter	Result	Qualifier	Units	RL	MDL	Dilution Factor
Volatile Organics by GC/MS - Westborough Lab						
Methylene chloride	ND		ug/l	2.5	0.70	1
1,1-Dichloroethane	ND		ug/l	2.5	0.70	1
Chloroform	ND		ug/l	2.5	0.70	1
Carbon tetrachloride	ND		ug/l	0.50	0.13	1
1,2-Dichloropropane	ND		ug/l	1.0	0.14	1
Dibromochloromethane	ND		ug/l	0.50	0.15	1
1,1,2-Trichloroethane	ND		ug/l	1.5	0.50	1
Tetrachloroethene	ND		ug/l	0.50	0.18	1
Chlorobenzene	ND		ug/l	2.5	0.70	1
Trichlorofluoromethane	ND		ug/l	2.5	0.70	1
1,2-Dichloroethane	ND		ug/l	0.50	0.13	1
1,1,1-Trichloroethane	ND		ug/l	2.5	0.70	1
Bromodichloromethane	ND		ug/l	0.50	0.19	1
trans-1,3-Dichloropropene	ND		ug/l	0.50	0.16	1
cis-1,3-Dichloropropene	ND		ug/l	0.50	0.14	1
1,3-Dichloropropene, Total	ND		ug/l	0.50	0.14	1
1,1-Dichloropropene	ND		ug/l	2.5	0.70	1
Bromoform	ND		ug/l	2.0	0.65	1
1,1,2,2-Tetrachloroethane	ND		ug/l	0.50	0.17	1
Benzene	ND		ug/l	0.50	0.16	1
Toluene	ND		ug/l	2.5	0.70	1
Ethylbenzene	ND		ug/l	2.5	0.70	1
Chloromethane	ND		ug/l	2.5	0.70	1
Bromomethane	ND		ug/l	2.5	0.70	1
Vinyl chloride	ND		ug/l	1.0	0.07	1
Chloroethane	ND		ug/l	2.5	0.70	1
1,1-Dichloroethene	ND		ug/l	0.50	0.17	1
trans-1,2-Dichloroethene	ND		ug/l	2.5	0.70	1

Project Name: FORMER BRIGHTON CLEANERS **Lab Number:** L2102213

Project Number: CIR2001 **Report Date:** 01/20/21

SAMPLE RESULTS

Lab ID: L2102213-10 Date Collected: 01/12/21 13:15

Client ID: FIELD BLANK Date Received: 01/14/21

Sample Location: 3140 CONEY ISLAND AVE, BROOKLYN Field Prep: Not Specified

Sample Depth:

Parameter	Result	Qualifier	Units	RL	MDL	Dilution Factor
Volatile Organics by GC/MS - Westborough Lab						
Trichloroethene	ND		ug/l	0.50	0.18	1
1,2-Dichlorobenzene	ND		ug/l	2.5	0.70	1
1,3-Dichlorobenzene	ND		ug/l	2.5	0.70	1
1,4-Dichlorobenzene	ND		ug/l	2.5	0.70	1
Methyl tert butyl ether	ND		ug/l	2.5	0.70	1
p/m-Xylene	ND		ug/l	2.5	0.70	1
o-Xylene	ND		ug/l	2.5	0.70	1
Xylenes, Total	ND		ug/l	2.5	0.70	1
cis-1,2-Dichloroethene	ND		ug/l	2.5	0.70	1
1,2-Dichloroethene, Total	ND		ug/l	2.5	0.70	1
Dibromomethane	ND		ug/l	5.0	1.0	1
1,2,3-Trichloropropane	ND		ug/l	2.5	0.70	1
Acrylonitrile	ND		ug/l	5.0	1.5	1
Styrene	ND		ug/l	2.5	0.70	1
Dichlorodifluoromethane	ND		ug/l	5.0	1.0	1
Acetone	ND		ug/l	5.0	1.5	1
Carbon disulfide	ND		ug/l	5.0	1.0	1
2-Butanone	ND		ug/l	5.0	1.9	1
Vinyl acetate	ND		ug/l	5.0	1.0	1
4-Methyl-2-pentanone	ND		ug/l	5.0	1.0	1
2-Hexanone	ND		ug/l	5.0	1.0	1
Bromochloromethane	ND		ug/l	2.5	0.70	1
2,2-Dichloropropane	ND		ug/l	2.5	0.70	1
1,2-Dibromoethane	ND		ug/l	2.0	0.65	1
1,3-Dichloropropane	ND		ug/l	2.5	0.70	1
1,1,1,2-Tetrachloroethane	ND		ug/l	2.5	0.70	1
Bromobenzene	ND		ug/l	2.5	0.70	1
n-Butylbenzene	ND		ug/l	2.5	0.70	1
sec-Butylbenzene	ND		ug/l	2.5	0.70	1
tert-Butylbenzene	ND		ug/l	2.5	0.70	1
o-Chlorotoluene	ND		ug/l	2.5	0.70	1
p-Chlorotoluene	ND		ug/l	2.5	0.70	1
1,2-Dibromo-3-chloropropane	ND		ug/l	2.5	0.70	1
Hexachlorobutadiene	ND		ug/l	2.5	0.70	1
Isopropylbenzene	ND		ug/l	2.5	0.70	1
p-Isopropyltoluene	ND		ug/l	2.5	0.70	1
Naphthalene	ND		ug/l	2.5	0.70	1

Project Name: FORMER BRIGHTON CLEANERS **Lab Number:** L2102213

Project Number: CIR2001 **Report Date:** 01/20/21

SAMPLE RESULTS

Lab ID: L2102213-10 Date Collected: 01/12/21 13:15

Client ID: FIELD BLANK Date Received: 01/14/21

Sample Location: 3140 CONEY ISLAND AVE, BROOKLYN Field Prep: Not Specified

Sample Depth:

Parameter	Result	Qualifier	Units	RL	MDL	Dilution Factor
Volatile Organics by GC/MS - Westborough Lab						
n-Propylbenzene	ND		ug/l	2.5	0.70	1
1,2,3-Trichlorobenzene	ND		ug/l	2.5	0.70	1
1,2,4-Trichlorobenzene	ND		ug/l	2.5	0.70	1
1,3,5-Trimethylbenzene	ND		ug/l	2.5	0.70	1
1,2,4-Trimethylbenzene	ND		ug/l	2.5	0.70	1
1,4-Dioxane	ND		ug/l	250	61.	1
p-Diethylbenzene	ND		ug/l	2.0	0.70	1
p-Ethyltoluene	ND		ug/l	2.0	0.70	1
1,2,4,5-Tetramethylbenzene	ND		ug/l	2.0	0.54	1
Ethyl ether	ND		ug/l	2.5	0.70	1
trans-1,4-Dichloro-2-butene	ND		ug/l	2.5	0.70	1

Surrogate	% Recovery	Qualifier	Acceptance Criteria
1,2-Dichloroethane-d4	93		70-130
Toluene-d8	102		70-130
4-Bromofluorobenzene	101		70-130
Dibromofluoromethane	95		70-130

Project Name: FORMER BRIGHTON CLEANERS **Lab Number:** L2102213

Project Number: CIR2001 **Report Date:** 01/20/21

SAMPLE RESULTS

Lab ID: L2102213-11
Client ID: TRIP BLANK
Sample Location: 3140 CONEY ISLAND AVE, BROOKLYN

Date Collected: 01/12/21 00:00
Date Received: 01/14/21
Field Prep: Not Specified

Sample Depth:
Matrix: Trip Blank (Aqueous)
Analytical Method: 1,8260C
Analytical Date: 01/18/21 14:55
Analyst: JC

Parameter	Result	Qualifier	Units	RL	MDL	Dilution Factor
Volatile Organics by GC/MS - Westborough Lab						
Methylene chloride	ND		ug/l	2.5	0.70	1
1,1-Dichloroethane	ND		ug/l	2.5	0.70	1
Chloroform	ND		ug/l	2.5	0.70	1
Carbon tetrachloride	ND		ug/l	0.50	0.13	1
1,2-Dichloropropane	ND		ug/l	1.0	0.14	1
Dibromochloromethane	ND		ug/l	0.50	0.15	1
1,1,2-Trichloroethane	ND		ug/l	1.5	0.50	1
Tetrachloroethene	ND		ug/l	0.50	0.18	1
Chlorobenzene	ND		ug/l	2.5	0.70	1
Trichlorofluoromethane	ND		ug/l	2.5	0.70	1
1,2-Dichloroethane	ND		ug/l	0.50	0.13	1
1,1,1-Trichloroethane	ND		ug/l	2.5	0.70	1
Bromodichloromethane	ND		ug/l	0.50	0.19	1
trans-1,3-Dichloropropene	ND		ug/l	0.50	0.16	1
cis-1,3-Dichloropropene	ND		ug/l	0.50	0.14	1
1,3-Dichloropropene, Total	ND		ug/l	0.50	0.14	1
1,1-Dichloropropene	ND		ug/l	2.5	0.70	1
Bromoform	ND		ug/l	2.0	0.65	1
1,1,2,2-Tetrachloroethane	ND		ug/l	0.50	0.17	1
Benzene	ND		ug/l	0.50	0.16	1
Toluene	ND		ug/l	2.5	0.70	1
Ethylbenzene	ND		ug/l	2.5	0.70	1
Chloromethane	ND		ug/l	2.5	0.70	1
Bromomethane	ND		ug/l	2.5	0.70	1
Vinyl chloride	ND		ug/l	1.0	0.07	1
Chloroethane	ND		ug/l	2.5	0.70	1
1,1-Dichloroethene	ND		ug/l	0.50	0.17	1
trans-1,2-Dichloroethene	ND		ug/l	2.5	0.70	1

Project Name: FORMER BRIGHTON CLEANERS **Lab Number:** L2102213

Project Number: CIR2001 **Report Date:** 01/20/21

SAMPLE RESULTS

Lab ID: L2102213-11 Date Collected: 01/12/21 00:00

Client ID: TRIP BLANK Date Received: 01/14/21

Sample Location: 3140 CONEY ISLAND AVE, BROOKLYN Field Prep: Not Specified

Sample Depth:

Parameter	Result	Qualifier	Units	RL	MDL	Dilution Factor
Volatile Organics by GC/MS - Westborough Lab						
Trichloroethene	ND		ug/l	0.50	0.18	1
1,2-Dichlorobenzene	ND		ug/l	2.5	0.70	1
1,3-Dichlorobenzene	ND		ug/l	2.5	0.70	1
1,4-Dichlorobenzene	ND		ug/l	2.5	0.70	1
Methyl tert butyl ether	ND		ug/l	2.5	0.70	1
p/m-Xylene	ND		ug/l	2.5	0.70	1
o-Xylene	ND		ug/l	2.5	0.70	1
Xylenes, Total	ND		ug/l	2.5	0.70	1
cis-1,2-Dichloroethene	ND		ug/l	2.5	0.70	1
1,2-Dichloroethene, Total	ND		ug/l	2.5	0.70	1
Dibromomethane	ND		ug/l	5.0	1.0	1
1,2,3-Trichloropropane	ND		ug/l	2.5	0.70	1
Acrylonitrile	ND		ug/l	5.0	1.5	1
Styrene	ND		ug/l	2.5	0.70	1
Dichlorodifluoromethane	ND		ug/l	5.0	1.0	1
Acetone	ND		ug/l	5.0	1.5	1
Carbon disulfide	ND		ug/l	5.0	1.0	1
2-Butanone	ND		ug/l	5.0	1.9	1
Vinyl acetate	ND		ug/l	5.0	1.0	1
4-Methyl-2-pentanone	ND		ug/l	5.0	1.0	1
2-Hexanone	ND		ug/l	5.0	1.0	1
Bromochloromethane	ND		ug/l	2.5	0.70	1
2,2-Dichloropropane	ND		ug/l	2.5	0.70	1
1,2-Dibromoethane	ND		ug/l	2.0	0.65	1
1,3-Dichloropropane	ND		ug/l	2.5	0.70	1
1,1,1,2-Tetrachloroethane	ND		ug/l	2.5	0.70	1
Bromobenzene	ND		ug/l	2.5	0.70	1
n-Butylbenzene	ND		ug/l	2.5	0.70	1
sec-Butylbenzene	ND		ug/l	2.5	0.70	1
tert-Butylbenzene	ND		ug/l	2.5	0.70	1
o-Chlorotoluene	ND		ug/l	2.5	0.70	1
p-Chlorotoluene	ND		ug/l	2.5	0.70	1
1,2-Dibromo-3-chloropropane	ND		ug/l	2.5	0.70	1
Hexachlorobutadiene	ND		ug/l	2.5	0.70	1
Isopropylbenzene	ND		ug/l	2.5	0.70	1
p-Isopropyltoluene	ND		ug/l	2.5	0.70	1
Naphthalene	ND		ug/l	2.5	0.70	1

Project Name: FORMER BRIGHTON CLEANERS **Lab Number:** L2102213

Project Number: CIR2001 **Report Date:** 01/20/21

SAMPLE RESULTS

Lab ID: L2102213-11 Date Collected: 01/12/21 00:00

Client ID: TRIP BLANK Date Received: 01/14/21

Sample Location: 3140 CONEY ISLAND AVE, BROOKLYN Field Prep: Not Specified

Sample Depth:

Parameter	Result	Qualifier	Units	RL	MDL	Dilution Factor
Volatile Organics by GC/MS - Westborough Lab						
n-Propylbenzene	ND		ug/l	2.5	0.70	1
1,2,3-Trichlorobenzene	ND		ug/l	2.5	0.70	1
1,2,4-Trichlorobenzene	ND		ug/l	2.5	0.70	1
1,3,5-Trimethylbenzene	ND		ug/l	2.5	0.70	1
1,2,4-Trimethylbenzene	ND		ug/l	2.5	0.70	1
1,4-Dioxane	ND		ug/l	250	61.	1
p-Diethylbenzene	ND		ug/l	2.0	0.70	1
p-Ethyltoluene	ND		ug/l	2.0	0.70	1
1,2,4,5-Tetramethylbenzene	ND		ug/l	2.0	0.54	1
Ethyl ether	ND		ug/l	2.5	0.70	1
trans-1,4-Dichloro-2-butene	ND		ug/l	2.5	0.70	1

Surrogate	% Recovery	Qualifier	Acceptance Criteria
1,2-Dichloroethane-d4	95		70-130
Toluene-d8	101		70-130
4-Bromofluorobenzene	101		70-130
Dibromofluoromethane	94		70-130

Project Name: FORMER BRIGHTON CLEANERS **Lab Number:** L2102213

Project Number: CIR2001 **Report Date:** 01/20/21

Method Blank Analysis
Batch Quality Control

Analytical Method: 1,8260C
Analytical Date: 01/18/21 09:55
Analyst: PD

Parameter	Result	Qualifier	Units	RL	MDL
Volatile Organics by GC/MS - Westborough Lab for sample(s): 03-11 Batch: WG1456457-5					
Methylene chloride	ND		ug/l	2.5	0.70
1,1-Dichloroethane	ND		ug/l	2.5	0.70
Chloroform	ND		ug/l	2.5	0.70
Carbon tetrachloride	ND		ug/l	0.50	0.13
1,2-Dichloropropane	ND		ug/l	1.0	0.14
Dibromochloromethane	ND		ug/l	0.50	0.15
1,1,2-Trichloroethane	ND		ug/l	1.5	0.50
Tetrachloroethene	ND		ug/l	0.50	0.18
Chlorobenzene	ND		ug/l	2.5	0.70
Trichlorofluoromethane	ND		ug/l	2.5	0.70
1,2-Dichloroethane	ND		ug/l	0.50	0.13
1,1,1-Trichloroethane	ND		ug/l	2.5	0.70
Bromodichloromethane	ND		ug/l	0.50	0.19
trans-1,3-Dichloropropene	ND		ug/l	0.50	0.16
cis-1,3-Dichloropropene	ND		ug/l	0.50	0.14
1,3-Dichloropropene, Total	ND		ug/l	0.50	0.14
1,1-Dichloropropene	ND		ug/l	2.5	0.70
Bromoform	ND		ug/l	2.0	0.65
1,1,2,2-Tetrachloroethane	ND		ug/l	0.50	0.17
Benzene	ND		ug/l	0.50	0.16
Toluene	ND		ug/l	2.5	0.70
Ethylbenzene	ND		ug/l	2.5	0.70
Chloromethane	ND		ug/l	2.5	0.70
Bromomethane	0.96	J	ug/l	2.5	0.70
Vinyl chloride	ND		ug/l	1.0	0.07
Chloroethane	ND		ug/l	2.5	0.70
1,1-Dichloroethene	ND		ug/l	0.50	0.17
trans-1,2-Dichloroethene	ND		ug/l	2.5	0.70
Trichloroethene	ND		ug/l	0.50	0.18

Project Name: FORMER BRIGHTON CLEANERS **Lab Number:** L2102213

Project Number: CIR2001 **Report Date:** 01/20/21

Method Blank Analysis
Batch Quality Control

Analytical Method: 1,8260C
Analytical Date: 01/18/21 09:55
Analyst: PD

Parameter	Result	Qualifier	Units	RL	MDL
Volatile Organics by GC/MS - Westborough Lab for sample(s): 03-11 Batch: WG1456457-5					
1,2-Dichlorobenzene	ND		ug/l	2.5	0.70
1,3-Dichlorobenzene	ND		ug/l	2.5	0.70
1,4-Dichlorobenzene	ND		ug/l	2.5	0.70
Methyl tert butyl ether	ND		ug/l	2.5	0.70
p/m-Xylene	ND		ug/l	2.5	0.70
o-Xylene	ND		ug/l	2.5	0.70
Xylenes, Total	ND		ug/l	2.5	0.70
cis-1,2-Dichloroethene	ND		ug/l	2.5	0.70
1,2-Dichloroethene, Total	ND		ug/l	2.5	0.70
Dibromomethane	ND		ug/l	5.0	1.0
1,2,3-Trichloropropane	ND		ug/l	2.5	0.70
Acrylonitrile	ND		ug/l	5.0	1.5
Styrene	ND		ug/l	2.5	0.70
Dichlorodifluoromethane	ND		ug/l	5.0	1.0
Acetone	ND		ug/l	5.0	1.5
Carbon disulfide	ND		ug/l	5.0	1.0
2-Butanone	ND		ug/l	5.0	1.9
Vinyl acetate	ND		ug/l	5.0	1.0
4-Methyl-2-pentanone	ND		ug/l	5.0	1.0
2-Hexanone	ND		ug/l	5.0	1.0
Bromochloromethane	ND		ug/l	2.5	0.70
2,2-Dichloropropane	ND		ug/l	2.5	0.70
1,2-Dibromoethane	ND		ug/l	2.0	0.65
1,3-Dichloropropane	ND		ug/l	2.5	0.70
1,1,1,2-Tetrachloroethane	ND		ug/l	2.5	0.70
Bromobenzene	ND		ug/l	2.5	0.70
n-Butylbenzene	ND		ug/l	2.5	0.70
sec-Butylbenzene	ND		ug/l	2.5	0.70
tert-Butylbenzene	ND		ug/l	2.5	0.70

Project Name: FORMER BRIGHTON CLEANERS **Lab Number:** L2102213

Project Number: CIR2001 **Report Date:** 01/20/21

Method Blank Analysis
Batch Quality Control

Analytical Method: 1,8260C
Analytical Date: 01/18/21 09:55
Analyst: PD

Parameter	Result	Qualifier	Units	RL	MDL
Volatile Organics by GC/MS - Westborough Lab for sample(s): 03-11 Batch: WG1456457-5					
o-Chlorotoluene	ND		ug/l	2.5	0.70
p-Chlorotoluene	ND		ug/l	2.5	0.70
1,2-Dibromo-3-chloropropane	ND		ug/l	2.5	0.70
Hexachlorobutadiene	ND		ug/l	2.5	0.70
Isopropylbenzene	ND		ug/l	2.5	0.70
p-Isopropyltoluene	ND		ug/l	2.5	0.70
Naphthalene	ND		ug/l	2.5	0.70
n-Propylbenzene	ND		ug/l	2.5	0.70
1,2,3-Trichlorobenzene	ND		ug/l	2.5	0.70
1,2,4-Trichlorobenzene	ND		ug/l	2.5	0.70
1,3,5-Trimethylbenzene	ND		ug/l	2.5	0.70
1,2,4-Trimethylbenzene	ND		ug/l	2.5	0.70
1,4-Dioxane	ND		ug/l	250	61.
p-Diethylbenzene	ND		ug/l	2.0	0.70
p-Ethyltoluene	ND		ug/l	2.0	0.70
1,2,4,5-Tetramethylbenzene	ND		ug/l	2.0	0.54
Ethyl ether	ND		ug/l	2.5	0.70
trans-1,4-Dichloro-2-butene	ND		ug/l	2.5	0.70

Surrogate	%Recovery	Qualifier	Acceptance Criteria
1,2-Dichloroethane-d4	93		70-130
Toluene-d8	101		70-130
4-Bromofluorobenzene	101		70-130
Dibromofluoromethane	96		70-130

Project Name: FORMER BRIGHTON CLEANERS **Lab Number:** L2102213

Project Number: CIR2001 **Report Date:** 01/20/21

Method Blank Analysis
Batch Quality Control

Analytical Method: 1,8260C
Analytical Date: 01/19/21 08:21
Analyst: PD

Parameter	Result	Qualifier	Units	RL	MDL
Volatile Organics by GC/MS - Westborough Lab for sample(s): 01-02 Batch: WG1456602-5					
Methylene chloride	ND		ug/l	2.5	0.70
1,1-Dichloroethane	ND		ug/l	2.5	0.70
Chloroform	ND		ug/l	2.5	0.70
Carbon tetrachloride	ND		ug/l	0.50	0.13
1,2-Dichloropropane	ND		ug/l	1.0	0.14
Dibromochloromethane	ND		ug/l	0.50	0.15
1,1,2-Trichloroethane	ND		ug/l	1.5	0.50
Tetrachloroethene	ND		ug/l	0.50	0.18
Chlorobenzene	ND		ug/l	2.5	0.70
Trichlorofluoromethane	ND		ug/l	2.5	0.70
1,2-Dichloroethane	ND		ug/l	0.50	0.13
1,1,1-Trichloroethane	ND		ug/l	2.5	0.70
Bromodichloromethane	ND		ug/l	0.50	0.19
trans-1,3-Dichloropropene	ND		ug/l	0.50	0.16
cis-1,3-Dichloropropene	ND		ug/l	0.50	0.14
1,3-Dichloropropene, Total	ND		ug/l	0.50	0.14
1,1-Dichloropropene	ND		ug/l	2.5	0.70
Bromoform	ND		ug/l	2.0	0.65
1,1,2,2-Tetrachloroethane	ND		ug/l	0.50	0.17
Benzene	ND		ug/l	0.50	0.16
Toluene	ND		ug/l	2.5	0.70
Ethylbenzene	ND		ug/l	2.5	0.70
Chloromethane	ND		ug/l	2.5	0.70
Bromomethane	ND		ug/l	2.5	0.70
Vinyl chloride	ND		ug/l	1.0	0.07
Chloroethane	ND		ug/l	2.5	0.70
1,1-Dichloroethene	ND		ug/l	0.50	0.17
trans-1,2-Dichloroethene	ND		ug/l	2.5	0.70
Trichloroethene	ND		ug/l	0.50	0.18

Project Name: FORMER BRIGHTON CLEANERS **Lab Number:** L2102213

Project Number: CIR2001 **Report Date:** 01/20/21

Method Blank Analysis
Batch Quality Control

Analytical Method: 1,8260C
Analytical Date: 01/19/21 08:21
Analyst: PD

Parameter	Result	Qualifier	Units	RL	MDL
Volatile Organics by GC/MS - Westborough Lab for sample(s): 01-02 Batch: WG1456602-5					
1,2-Dichlorobenzene	ND		ug/l	2.5	0.70
1,3-Dichlorobenzene	ND		ug/l	2.5	0.70
1,4-Dichlorobenzene	ND		ug/l	2.5	0.70
Methyl tert butyl ether	ND		ug/l	2.5	0.70
p/m-Xylene	ND		ug/l	2.5	0.70
o-Xylene	ND		ug/l	2.5	0.70
Xylenes, Total	ND		ug/l	2.5	0.70
cis-1,2-Dichloroethene	ND		ug/l	2.5	0.70
1,2-Dichloroethene, Total	ND		ug/l	2.5	0.70
Dibromomethane	ND		ug/l	5.0	1.0
1,2,3-Trichloropropane	ND		ug/l	2.5	0.70
Acrylonitrile	ND		ug/l	5.0	1.5
Styrene	ND		ug/l	2.5	0.70
Dichlorodifluoromethane	ND		ug/l	5.0	1.0
Acetone	ND		ug/l	5.0	1.5
Carbon disulfide	ND		ug/l	5.0	1.0
2-Butanone	ND		ug/l	5.0	1.9
Vinyl acetate	ND		ug/l	5.0	1.0
4-Methyl-2-pentanone	ND		ug/l	5.0	1.0
2-Hexanone	ND		ug/l	5.0	1.0
Bromochloromethane	ND		ug/l	2.5	0.70
2,2-Dichloropropane	ND		ug/l	2.5	0.70
1,2-Dibromoethane	ND		ug/l	2.0	0.65
1,3-Dichloropropane	ND		ug/l	2.5	0.70
1,1,1,2-Tetrachloroethane	ND		ug/l	2.5	0.70
Bromobenzene	ND		ug/l	2.5	0.70
n-Butylbenzene	ND		ug/l	2.5	0.70
sec-Butylbenzene	ND		ug/l	2.5	0.70
tert-Butylbenzene	ND		ug/l	2.5	0.70

Project Name: FORMER BRIGHTON CLEANERS **Lab Number:** L2102213

Project Number: CIR2001 **Report Date:** 01/20/21

Method Blank Analysis
Batch Quality Control

Analytical Method: 1,8260C
Analytical Date: 01/19/21 08:21
Analyst: PD

Parameter	Result	Qualifier	Units	RL	MDL
Volatile Organics by GC/MS - Westborough Lab for sample(s): 01-02 Batch: WG1456602-5					
o-Chlorotoluene	ND		ug/l	2.5	0.70
p-Chlorotoluene	ND		ug/l	2.5	0.70
1,2-Dibromo-3-chloropropane	ND		ug/l	2.5	0.70
Hexachlorobutadiene	ND		ug/l	2.5	0.70
Isopropylbenzene	ND		ug/l	2.5	0.70
p-Isopropyltoluene	ND		ug/l	2.5	0.70
Naphthalene	ND		ug/l	2.5	0.70
n-Propylbenzene	ND		ug/l	2.5	0.70
1,2,3-Trichlorobenzene	ND		ug/l	2.5	0.70
1,2,4-Trichlorobenzene	ND		ug/l	2.5	0.70
1,3,5-Trimethylbenzene	ND		ug/l	2.5	0.70
1,2,4-Trimethylbenzene	ND		ug/l	2.5	0.70
1,4-Dioxane	ND		ug/l	250	61.
p-Diethylbenzene	ND		ug/l	2.0	0.70
p-Ethyltoluene	ND		ug/l	2.0	0.70
1,2,4,5-Tetramethylbenzene	ND		ug/l	2.0	0.54
Ethyl ether	ND		ug/l	2.5	0.70
trans-1,4-Dichloro-2-butene	ND		ug/l	2.5	0.70

Surrogate	%Recovery	Qualifier	Acceptance Criteria
1,2-Dichloroethane-d4	97		70-130
Toluene-d8	102		70-130
4-Bromofluorobenzene	105		70-130
Dibromofluoromethane	99		70-130

Lab Control Sample Analysis

Batch Quality Control

Project Name: FORMER BRIGHTON CLEANERS

Project Number: CIR2001

Lab Number: L2102213

Report Date: 01/20/21

Parameter	LCS %Recovery	Qual	LCSD %Recovery	Qual	%Recovery Limits	RPD	Qual	RPD Limits
Volatile Organics by GC/MS - Westborough Lab Associated sample(s): 03-11 Batch: WG1456457-3 WG1456457-4								
Methylene chloride	91		88		70-130	3		20
1,1-Dichloroethane	92		90		70-130	2		20
Chloroform	89		89		70-130	0		20
Carbon tetrachloride	82		82		63-132	0		20
1,2-Dichloropropane	92		90		70-130	2		20
Dibromochloromethane	95		93		63-130	2		20
1,1,2-Trichloroethane	96		94		70-130	2		20
Tetrachloroethene	98		97		70-130	1		20
Chlorobenzene	97		94		75-130	3		20
Trichlorofluoromethane	85		86		62-150	1		20
1,2-Dichloroethane	89		86		70-130	3		20
1,1,1-Trichloroethane	90		90		67-130	0		20
Bromodichloromethane	88		87		67-130	1		20
trans-1,3-Dichloropropene	97		94		70-130	3		20
cis-1,3-Dichloropropene	91		89		70-130	2		20
1,1-Dichloropropene	91		90		70-130	1		20
Bromoform	94		92		54-136	2		20
1,1,2,2-Tetrachloroethane	98		95		67-130	3		20
Benzene	93		92		70-130	1		20
Toluene	100		97		70-130	3		20
Ethylbenzene	97		94		70-130	3		20
Chloromethane	**53**	Q	**54**	Q	64-130	2		20
Bromomethane	76		79		39-139	4		20

Lab Control Sample Analysis

Batch Quality Control

Project Name: FORMER BRIGHTON CLEANERS

Project Number: CIR2001

Lab Number: L2102213

Report Date: 01/20/21

Parameter	LCS %Recovery	Qual	LCSD %Recovery	Qual	%Recovery Limits	RPD	Qual	RPD Limits
Volatile Organics by GC/MS - Westborough Lab Associated sample(s): 03-11 Batch: WG1456457-3 WG1456457-4								
Vinyl chloride	72		74		55-140	3		20
Chloroethane	87		86		55-138	1		20
1,1-Dichloroethene	88		88		61-145	0		20
trans-1,2-Dichloroethene	89		90		70-130	1		20
Trichloroethene	94		92		70-130	2		20
1,2-Dichlorobenzene	100		95		70-130	5		20
1,3-Dichlorobenzene	100		96		70-130	4		20
1,4-Dichlorobenzene	100		95		70-130	5		20
Methyl tert butyl ether	87		86		63-130	1		20
p/m-Xylene	100		95		70-130	5		20
o-Xylene	100		95		70-130	5		20
cis-1,2-Dichloroethene	92		91		70-130	1		20
Dibromomethane	87		86		70-130	1		20
1,2,3-Trichloropropane	98		96		64-130	2		20
Acrylonitrile	84		85		70-130	1		20
Styrene	100		95		70-130	5		20
Dichlorodifluoromethane	73		74		36-147	1		20
Acetone	82		75		58-148	9		20
Carbon disulfide	91		89		51-130	2		20
2-Butanone	87		84		63-138	4		20
Vinyl acetate	90		87		70-130	3		20
4-Methyl-2-pentanone	85		84		59-130	1		20
2-Hexanone	88		85		57-130	3		20

Lab Control Sample Analysis

Batch Quality Control

Project Name: FORMER BRIGHTON CLEANERS

Project Number: CIR2001

Lab Number: L2102213

Report Date: 01/20/21

Parameter	LCS %Recovery	Qual	LCSD %Recovery	Qual	%Recovery Limits	RPD	Qual	RPD Limits
Volatile Organics by GC/MS - Westborough Lab Associated sample(s): 03-11 Batch: WG1456457-3 WG1456457-4								
Bromochloromethane	99		98		70-130	1		20
2,2-Dichloropropane	94		92		63-133	2		20
1,2-Dibromoethane	94		95		70-130	1		20
1,3-Dichloropropane	95		94		70-130	1		20
1,1,1,2-Tetrachloroethane	95		92		64-130	3		20
Bromobenzene	100		98		70-130	2		20
n-Butylbenzene	100		98		53-136	2		20
sec-Butylbenzene	100		98		70-130	2		20
tert-Butylbenzene	100		99		70-130	1		20
o-Chlorotoluene	100		98		70-130	2		20
p-Chlorotoluene	100		97		70-130	3		20
1,2-Dibromo-3-chloropropane	88		85		41-144	3		20
Hexachlorobutadiene	100		99		63-130	1		20
Isopropylbenzene	100		100		70-130	0		20
p-Isopropyltoluene	100		99		70-130	1		20
Naphthalene	89		91		70-130	2		20
n-Propylbenzene	100		100		69-130	0		20
1,2,3-Trichlorobenzene	92		93		70-130	1		20
1,2,4-Trichlorobenzene	96		93		70-130	3		20
1,3,5-Trimethylbenzene	100		100		64-130	0		20
1,2,4-Trimethylbenzene	100		98		70-130	2		20
1,4-Dioxane	98		110		56-162	12		20
p-Diethylbenzene	100		98		70-130	2		20

Lab Control Sample Analysis

Batch Quality Control

Project Name: FORMER BRIGHTON CLEANERS

Project Number: CIR2001

Lab Number: L2102213

Report Date: 01/20/21

Parameter	LCS %Recovery	Qual	LCSD %Recovery	Qual	%Recovery Limits	RPD	Qual	RPD Limits
Volatile Organics by GC/MS - Westborough Lab Associated sample(s): 03-11 Batch: WG1456457-3 WG1456457-4								
p-Ethyltoluene	100		100		70-130	0		20
1,2,4,5-Tetramethylbenzene	100		97		70-130	3		20
Ethyl ether	90		87		59-134	3		20
trans-1,4-Dichloro-2-butene	100		96		70-130	4		20

Surrogate	LCS %Recovery	Qual	LCSD %Recovery	Qual	Acceptance Criteria
1,2-Dichloroethane-d4	92		93		70-130
Toluene-d8	102		103		70-130
4-Bromofluorobenzene	103		101		70-130
Dibromofluoromethane	96		98		70-130

Lab Control Sample Analysis

Batch Quality Control

Project Name: FORMER BRIGHTON CLEANERS

Project Number: CIR2001

Lab Number: L2102213

Report Date: 01/20/21

Parameter	LCS %Recovery	Qual	LCSD %Recovery	Qual	%Recovery Limits	RPD	Qual	RPD Limits
Volatile Organics by GC/MS - Westborough Lab Associated sample(s): 01-02 Batch: WG1456602-3 WG1456602-4								
Methylene chloride	98		100		70-130	2		20
1,1-Dichloroethane	110		110		70-130	0		20
Chloroform	100		100		70-130	0		20
Carbon tetrachloride	100		100		63-132	0		20
1,2-Dichloropropane	110		110		70-130	0		20
Dibromochloromethane	100		100		63-130	0		20
1,1,2-Trichloroethane	100		110		70-130	10		20
Tetrachloroethene	100		100		70-130	0		20
Chlorobenzene	110		110		75-130	0		20
Trichlorofluoromethane	90		91		62-150	1		20
1,2-Dichloroethane	99		100		70-130	1		20
1,1,1-Trichloroethane	99		100		67-130	1		20
Bromodichloromethane	98		100		67-130	2		20
trans-1,3-Dichloropropene	98		100		70-130	2		20
cis-1,3-Dichloropropene	98		100		70-130	2		20
1,1-Dichloropropene	110		110		70-130	0		20
Bromoform	96		100		54-136	4		20
1,1,2,2-Tetrachloroethane	100		110		67-130	10		20
Benzene	110		110		70-130	0		20
Toluene	110		110		70-130	0		20
Ethylbenzene	110		110		70-130	0		20
Chloromethane	95		94		64-130	1		20
Bromomethane	48		50		39-139	4		20

Lab Control Sample Analysis

Batch Quality Control

Project Name: FORMER BRIGHTON CLEANERS

Project Number: CIR2001

Lab Number: L2102213

Report Date: 01/20/21

Parameter	LCS %Recovery	Qual	LCSD %Recovery	Qual	%Recovery Limits	RPD	Qual	RPD Limits
Volatile Organics by GC/MS - Westborough Lab Associated sample(s): 01-02 Batch: WG1456602-3 WG1456602-4								
Vinyl chloride	100		100		55-140	0		20
Chloroethane	100		110		55-138	10		20
1,1-Dichloroethene	120		120		61-145	0		20
trans-1,2-Dichloroethene	110		110		70-130	0		20
Trichloroethene	100		100		70-130	0		20
1,2-Dichlorobenzene	100		110		70-130	10		20
1,3-Dichlorobenzene	110		110		70-130	0		20
1,4-Dichlorobenzene	110		110		70-130	0		20
Methyl tert butyl ether	95		100		63-130	5		20
p/m-Xylene	110		110		70-130	0		20
o-Xylene	105		105		70-130	0		20
cis-1,2-Dichloroethene	110		110		70-130	0		20
Dibromomethane	96		99		70-130	3		20
1,2,3-Trichloropropane	100		110		64-130	10		20
Acrylonitrile	110		110		70-130	0		20
Styrene	105		105		70-130	0		20
Dichlorodifluoromethane	79		80		36-147	1		20
Acetone	93		98		58-148	5		20
Carbon disulfide	100		100		51-130	0		20
2-Butanone	97		100		63-138	3		20
Vinyl acetate	120		120		70-130	0		20
4-Methyl-2-pentanone	100		110		59-130	10		20
2-Hexanone	95		110		57-130	15		20

Lab Control Sample Analysis
Batch Quality Control

Project Name: FORMER BRIGHTON CLEANERS
Project Number: CIR2001

Lab Number: L2102213
Report Date: 01/20/21

Parameter	LCS %Recovery	Qual	LCSD %Recovery	Qual	%Recovery Limits	RPD	Qual	RPD Limits
Volatile Organics by GC/MS - Westborough Lab Associated sample(s): 01-02 Batch: WG1456602-3 WG1456602-4								
Bromochloromethane	110		110		70-130	0		20
2,2-Dichloropropane	100		110		63-133	10		20
1,2-Dibromoethane	98		100		70-130	2		20
1,3-Dichloropropane	110		110		70-130	0		20
1,1,1,2-Tetrachloroethane	100		100		64-130	0		20
Bromobenzene	110		110		70-130	0		20
n-Butylbenzene	110		110		53-136	0		20
sec-Butylbenzene	110		110		70-130	0		20
tert-Butylbenzene	110		110		70-130	0		20
o-Chlorotoluene	110		120		70-130	9		20
p-Chlorotoluene	110		120		70-130	9		20
1,2-Dibromo-3-chloropropane	87		93		41-144	7		20
Hexachlorobutadiene	100		97		63-130	3		20
Isopropylbenzene	120		120		70-130	0		20
p-Isopropyltoluene	110		110		70-130	0		20
Naphthalene	81		87		70-130	7		20
n-Propylbenzene	120		120		69-130	0		20
1,2,3-Trichlorobenzene	82		86		70-130	5		20
1,2,4-Trichlorobenzene	92		93		70-130	1		20
1,3,5-Trimethylbenzene	110		110		64-130	0		20
1,2,4-Trimethylbenzene	110		110		70-130	0		20
1,4-Dioxane	94		100		56-162	6		20
p-Diethylbenzene	110		110		70-130	0		20

Lab Control Sample Analysis

Batch Quality Control

Project Name: FORMER BRIGHTON CLEANERS

Project Number: CIR2001

Lab Number: L2102213

Report Date: 01/20/21

Parameter	LCS %Recovery	Qual	LCSD %Recovery	Qual	%Recovery Limits	RPD	Qual	RPD Limits
Volatile Organics by GC/MS - Westborough Lab Associated sample(s): 01-02 Batch: WG1456602-3 WG1456602-4								
p-Ethyltoluene	110		110		70-130	0		20
1,2,4,5-Tetramethylbenzene	100		100		70-130	0		20
Ethyl ether	96		100		59-134	4		20
trans-1,4-Dichloro-2-butene	75		79		70-130	5		20

Surrogate	LCS %Recovery	Qual	LCSD %Recovery	Qual	Acceptance Criteria
1,2-Dichloroethane-d4	97		100		70-130
Toluene-d8	105		105		70-130
4-Bromofluorobenzene	106		105		70-130
Dibromofluoromethane	98		100		70-130

Matrix Spike Analysis

Batch Quality Control

Project Name: FORMER BRIGHTON CLEANERS

Project Number: CIR2001

Lab Number: L2102213

Report Date: 01/20/21

Parameter	Native Sample	MS Added	MS Found	MS %Recovery	Qual	MSD Found	MSD %Recovery	Qual	Recovery Limits	RPD	Qual	RPD Limits
Volatile Organics by GC/MS - Westborough Lab Associated sample(s): 01-02 QC Batch ID: WG1456602-6 WG1456602-7 QC Sample: L2102213-02 Client ID: MW-12												
Methylene chloride	ND	10	9.9	99		10	100		70-130	1		20
1,1-Dichloroethane	ND	10	11	110		11	110		70-130	0		20
Chloroform	ND	10	10	100		10	100		70-130	0		20
Carbon tetrachloride	ND	10	11	110		11	110		63-132	0		20
1,2-Dichloropropane	ND	10	11	110		11	110		70-130	0		20
Dibromochloromethane	ND	10	9.5	95		9.7	97		63-130	2		20
1,1,2-Trichloroethane	ND	10	10	100		10	100		70-130	0		20
Tetrachloroethene	4.9	10	16	111		16	111		70-130	0		20
Chlorobenzene	ND	10	11	110		11	110		75-130	0		20
Trichlorofluoromethane	ND	10	9.5	95		9.4	94		62-150	1		20
1,2-Dichloroethane	ND	10	9.4	94		9.5	95		70-130	1		20
1,1,1-Trichloroethane	ND	10	10	100		10	100		67-130	0		20
Bromodichloromethane	ND	10	9.7	97		9.8	98		67-130	1		20
trans-1,3-Dichloropropene	ND	10	8.8	88		8.9	89		70-130	1		20
cis-1,3-Dichloropropene	ND	10	9.3	93		9.4	94		70-130	1		20
1,1-Dichloropropene	ND	10	11	110		11	110		70-130	0		20
Bromoform	ND	10	9.7	97		10	100		54-136	3		20
1,1,2,2-Tetrachloroethane	ND	10	9.6	96		9.9	99		67-130	3		20
Benzene	ND	10	11	110		11	110		70-130	0		20
Toluene	ND	10	11	110		11	110		70-130	0		20
Ethylbenzene	ND	10	10	100		10	100		70-130	0		20
Chloromethane	ND	10	8.8	88		9.0	90		64-130	2		20
Bromomethane	ND	10	3.1	**31**	Q	4.0	40		39-139	**25**	Q	20

Matrix Spike Analysis

Batch Quality Control

Project Name: FORMER BRIGHTON CLEANERS
Project Number: CIR2001
Lab Number: L2102213
Report Date: 01/20/21

Parameter	Native Sample	MS Added	MS Found	MS %Recovery	Qual	MSD Found	MSD %Recovery	Qual	Recovery Limits	RPD	Qual	RPD Limits
Volatile Organics by GC/MS - Westborough Lab Associated sample(s): 01-02 QC Batch ID: WG1456602-6 WG1456602-7 QC Sample: L2102213-02 Client ID: MW-12												
Vinyl chloride	ND	10	10	100		10	100		55-140	0		20
Chloroethane	ND	10	10	100		9.9	99		55-138	1		20
1,1-Dichloroethene	ND	10	12	120		12	120		61-145	0		20
trans-1,2-Dichloroethene	ND	10	11	110		11	110		70-130	0		20
Trichloroethene	0.57	10	11	104		11	104		70-130	0		20
1,2-Dichlorobenzene	ND	10	10	100		11	110		70-130	10		20
1,3-Dichlorobenzene	ND	10	10	100		11	110		70-130	10		20
1,4-Dichlorobenzene	ND	10	10	100		11	110		70-130	10		20
Methyl tert butyl ether	ND	10	9.8	98		10	100		63-130	2		20
p/m-Xylene	ND	20	22	110		22	110		70-130	0		20
o-Xylene	ND	20	21	105		21	105		70-130	0		20
cis-1,2-Dichloroethene	1.4J	10	12	120		12	120		70-130	0		20
Dibromomethane	ND	10	9.9	99		10	100		70-130	1		20
1,2,3-Trichloropropane	ND	10	9.2	92		9.7	97		64-130	5		20
Acrylonitrile	ND	10	11	110		11	110		70-130	0		20
Styrene	ND	20	20	100		21	105		70-130	5		20
Dichlorodifluoromethane	ND	10	7.8	78		7.8	78		36-147	0		20
Acetone	ND	10	8.7	87		9.3	93		58-148	7		20
Carbon disulfide	ND	10	10	100		10	100		51-130	0		20
2-Butanone	ND	10	7.8	78		10	100		63-138	**25**	Q	20
Vinyl acetate	ND	10	9.7	97		9.7	97		70-130	0		20
4-Methyl-2-pentanone	ND	10	10	100		10	100		59-130	0		20
2-Hexanone	ND	10	8.6	86		8.9	89		57-130	3		20

Matrix Spike Analysis

Batch Quality Control

Project Name: FORMER BRIGHTON CLEANERS
Project Number: CIR2001

Lab Number: L2102213
Report Date: 01/20/21

Parameter	Native Sample	MS Added	MS Found	MS %Recovery	Qual	MSD Found	MSD %Recovery	Qual	Recovery Limits	RPD	Qual	RPD Limits
Volatile Organics by GC/MS - Westborough Lab Associated sample(s): 01-02 QC Batch ID: WG1456602-6 WG1456602-7 QC Sample: L2102213-02 Client ID: MW-12												
Bromochloromethane	ND	10	12	120		12	120		70-130	0		20
2,2-Dichloropropane	ND	10	8.5	85		8.6	86		63-133	1		20
1,2-Dibromoethane	ND	10	10	100		10	100		70-130	0		20
1,3-Dichloropropane	ND	10	10	100		10	100		70-130	0		20
1,1,1,2-Tetrachloroethane	ND	10	10	100		11	110		64-130	10		20
Bromobenzene	ND	10	11	110		11	110		70-130	0		20
n-Butylbenzene	ND	10	9.3	93		9.6	96		53-136	3		20
sec-Butylbenzene	ND	10	10	100		10	100		70-130	0		20
tert-Butylbenzene	ND	10	10	100		11	110		70-130	10		20
o-Chlorotoluene	ND	10	10	100		10	100		70-130	0		20
p-Chlorotoluene	ND	10	10	100		10	100		70-130	0		20
1,2-Dibromo-3-chloropropane	ND	10	8.8	88		9.7	97		41-144	10		20
Hexachlorobutadiene	ND	10	9.0	90		9.9	99		63-130	10		20
Isopropylbenzene	ND	10	10	100		11	110		70-130	10		20
p-Isopropyltoluene	ND	10	10	100		10	100		70-130	0		20
Naphthalene	ND	10	7.4	74		8.5	85		70-130	14		20
n-Propylbenzene	ND	10	10	100		10	100		69-130	0		20
1,2,3-Trichlorobenzene	ND	10	7.8	78		8.9	89		70-130	13		20
1,2,4-Trichlorobenzene	ND	10	9.0	90		9.7	97		70-130	7		20
1,3,5-Trimethylbenzene	ND	10	10	100		10	100		64-130	0		20
1,2,4-Trimethylbenzene	ND	10	10	100		10	100		70-130	0		20
1,4-Dioxane	ND	500	490	98		480	96		56-162	2		20
p-Diethylbenzene	ND	10	9.8	98		10	100		70-130	2		20

Matrix Spike Analysis

Batch Quality Control

Project Name: FORMER BRIGHTON CLEANERS
Project Number: CIR2001
Lab Number: L2102213
Report Date: 01/20/21

Parameter	Native Sample	MS Added	MS Found	MS %Recovery	Qual	MSD Found	MSD %Recovery	Qual	Recovery Limits	RPD	Qual	RPD Limits
Volatile Organics by GC/MS - Westborough Lab Associated sample(s): 01-02 QC Batch ID: WG1456602-6 WG1456602-7 QC Sample: L2102213-02 Client ID: MW-12												
p-Ethyltoluene	ND	10	10	100		10	100		70-130	0		20
1,2,4,5-Tetramethylbenzene	ND	10	9.4	94		9.9	99		70-130	5		20
Ethyl ether	ND	10	9.2	92		9.2	92		59-134	0		20
trans-1,4-Dichloro-2-butene	ND	10	4.8	**48**	Q	5.5	**55**	Q	70-130	14		20

Surrogate	MS % Recovery	MS Qualifier	MSD % Recovery	MSD Qualifier	Acceptance Criteria
1,2-Dichloroethane-d4	91		91		70-130
4-Bromofluorobenzene	92		94		70-130
Dibromofluoromethane	100		99		70-130
Toluene-d8	100		101		70-130

Project Name: FORMER BRIGHTON CLEANERS
Project Number: CIR2001

Lab Number: L2102213
Report Date: 01/20/21

Sample Receipt and Container Information

Were project specific reporting limits specified? YES

Cooler Information

Cooler	Custody Seal
A	Absent

Container Information

Container ID	Container Type	Cooler	Initial pH	Final pH	Temp deg C	Pres	Seal	Frozen Date/Time	Analysis(*)
L2102213-01A	Vial HCl preserved	A	NA		4.6	Y	Absent		NYTCL-8260(14)
L2102213-01B	Vial HCl preserved	A	NA		4.6	Y	Absent		NYTCL-8260(14)
L2102213-01C	Vial HCl preserved	A	NA		4.6	Y	Absent		NYTCL-8260(14)
L2102213-02A	Vial HCl preserved	A	NA		4.6	Y	Absent		NYTCL-8260(14)
L2102213-02A1	Vial HCl preserved	A	NA		4.6	Y	Absent		NYTCL-8260(14)
L2102213-02A2	Vial HCl preserved	A	NA		4.6	Y	Absent		NYTCL-8260(14)
L2102213-02B	Vial HCl preserved	A	NA		4.6	Y	Absent		NYTCL-8260(14)
L2102213-02B1	Vial HCl preserved	A	NA		4.6	Y	Absent		NYTCL-8260(14)
L2102213-02B2	Vial HCl preserved	A	NA		4.6	Y	Absent		NYTCL-8260(14)
L2102213-02C	Vial HCl preserved	A	NA		4.6	Y	Absent		NYTCL-8260(14)
L2102213-02C1	Vial HCl preserved	A	NA		4.6	Y	Absent		NYTCL-8260(14)
L2102213-02C2	Vial HCl preserved	A	NA		4.6	Y	Absent		NYTCL-8260(14)
L2102213-03A	Vial HCl preserved	A	NA		4.6	Y	Absent		NYTCL-8260(14)
L2102213-03B	Vial HCl preserved	A	NA		4.6	Y	Absent		NYTCL-8260(14)
L2102213-03C	Vial HCl preserved	A	NA		4.6	Y	Absent		NYTCL-8260(14)
L2102213-04A	Vial HCl preserved	A	NA		4.6	Y	Absent		NYTCL-8260(14)
L2102213-04B	Vial HCl preserved	A	NA		4.6	Y	Absent		NYTCL-8260(14)
L2102213-04C	Vial HCl preserved	A	NA		4.6	Y	Absent		NYTCL-8260(14)
L2102213-05A	Vial HCl preserved	A	NA		4.6	Y	Absent		NYTCL-8260(14)
L2102213-05B	Vial HCl preserved	A	NA		4.6	Y	Absent		NYTCL-8260(14)
L2102213-05C	Vial HCl preserved	A	NA		4.6	Y	Absent		NYTCL-8260(14)
L2102213-06A	Vial HCl preserved	A	NA		4.6	Y	Absent		NYTCL-8260(14)
L2102213-06B	Vial HCl preserved	A	NA		4.6	Y	Absent		NYTCL-8260(14)

*Values in parentheses indicate holding time in days

Project Name: FORMER BRIGHTON CLEANERS
Project Number: CIR2001

Lab Number: L2102213
Report Date: 01/20/21

Container Information

Container ID	Container Type	Cooler	Initial pH	Final pH	Temp deg C	Pres	Seal	Frozen Date/Time	Analysis(*)
L2102213-06C	Vial HCl preserved	A	NA		4.6	Y	Absent		NYTCL-8260(14)
L2102213-07A	Vial HCl preserved	A	NA		4.6	Y	Absent		NYTCL-8260(14)
L2102213-07B	Vial HCl preserved	A	NA		4.6	Y	Absent		NYTCL-8260(14)
L2102213-07C	Vial HCl preserved	A	NA		4.6	Y	Absent		NYTCL-8260(14)
L2102213-08A	Vial HCl preserved	A	NA		4.6	Y	Absent		NYTCL-8260(14)
L2102213-08B	Vial HCl preserved	A	NA		4.6	Y	Absent		NYTCL-8260(14)
L2102213-08C	Vial HCl preserved	A	NA		4.6	Y	Absent		NYTCL-8260(14)
L2102213-09A	Vial HCl preserved	A	NA		4.6	Y	Absent		NYTCL-8260(14)
L2102213-09B	Vial HCl preserved	A	NA		4.6	Y	Absent		NYTCL-8260(14)
L2102213-09C	Vial HCl preserved	A	NA		4.6	Y	Absent		NYTCL-8260(14)
L2102213-10A	Vial HCl preserved	A	NA		4.6	Y	Absent		NYTCL-8260(14)
L2102213-10B	Vial HCl preserved	A	NA		4.6	Y	Absent		NYTCL-8260(14)
L2102213-10C	Vial HCl preserved	A	NA		4.6	Y	Absent		NYTCL-8260(14)
L2102213-11A	Vial HCl preserved	A	NA		4.6	Y	Absent		NYTCL-8260(14)
L2102213-11B	Vial HCl preserved	A	NA		4.6	Y	Absent		NYTCL-8260(14)

*Values in parentheses indicate holding time in days

Project Name:	FORMER BRIGHTON CLEANERS	**Lab Number:**	L2102213
Project Number:	CIR2001	**Report Date:**	01/20/21

GLOSSARY

Acronyms

DL	- Detection Limit: This value represents the level to which target analyte concentrations are reported as estimated values, when those target analyte concentrations are quantified below the limit of quantitation (LOQ). The DL includes any adjustments from dilutions, concentrations or moisture content, where applicable. (DoD report formats only.)
EDL	- Estimated Detection Limit: This value represents the level to which target analyte concentrations are reported as estimated values, when those target analyte concentrations are quantified below the reporting limit (RL). The EDL includes any adjustments from dilutions, concentrations or moisture content, where applicable. The use of EDLs is specific to the analysis of PAHs using Solid-Phase Microextraction (SPME).
EMPC	- Estimated Maximum Possible Concentration: The concentration that results from the signal present at the retention time of an analyte when the ions meet all of the identification criteria except the ion abundance ratio criteria. An EMPC is a worst-case estimate of the concentration.
EPA	- Environmental Protection Agency.
LCS	- Laboratory Control Sample: A sample matrix, free from the analytes of interest, spiked with verified known amounts of analytes or a material containing known and verified amounts of analytes.
LCSD	- Laboratory Control Sample Duplicate: Refer to LCS.
LFB	- Laboratory Fortified Blank: A sample matrix, free from the analytes of interest, spiked with verified known amounts of analytes or a material containing known and verified amounts of analytes.
LOD	- Limit of Detection: This value represents the level to which a target analyte can reliably be detected for a specific analyte in a specific matrix by a specific method. The LOD includes any adjustments from dilutions, concentrations or moisture content, where applicable. (DoD report formats only.)
LOQ	- Limit of Quantitation: The value at which an instrument can accurately measure an analyte at a specific concentration. The LOQ includes any adjustments from dilutions, concentrations or moisture content, where applicable. (DoD report formats only.) Limit of Quantitation: The value at which an instrument can accurately measure an analyte at a specific concentration. The LOQ includes any adjustments from dilutions, concentrations or moisture content, where applicable. (DoD report formats only.)
MDL	- Method Detection Limit: This value represents the level to which target analyte concentrations are reported as estimated values, when those target analyte concentrations are quantified below the reporting limit (RL). The MDL includes any adjustments from dilutions, concentrations or moisture content, where applicable.
MS	- Matrix Spike Sample: A sample prepared by adding a known mass of target analyte to a specified amount of matrix sample for which an independent estimate of target analyte concentration is available. For Method 332.0, the spike recovery is calculated using the native concentration, including estimated values.
MSD	- Matrix Spike Sample Duplicate: Refer to MS.
NA	- Not Applicable.
NC	- Not Calculated: Term is utilized when one or more of the results utilized in the calculation are non-detect at the parameter's reporting unit.
NDPA/DPA	- N-Nitrosodiphenylamine/Diphenylamine.
NI	- Not Ignitable.
NP	- Non-Plastic: Term is utilized for the analysis of Atterberg Limits in soil.
NR	- No Results: Term is utilized when 'No Target Compounds Requested' is reported for the analysis of Volatile or Semivolatile Organic TIC only requests.
RL	- Reporting Limit: The value at which an instrument can accurately measure an analyte at a specific concentration. The RL includes any adjustments from dilutions, concentrations or moisture content, where applicable.
RPD	- Relative Percent Difference: The results from matrix and/or matrix spike duplicates are primarily designed to assess the precision of analytical results in a given matrix and are expressed as relative percent difference (RPD). Values which are less than five times the reporting limit for any individual parameter are evaluated by utilizing the absolute difference between the values; although the RPD value will be provided in the report.
SRM	- Standard Reference Material: A reference sample of a known or certified value that is of the same or similar matrix as the associated field samples.
STLP	- Semi-dynamic Tank Leaching Procedure per EPA Method 1315.
TEF	- Toxic Equivalency Factors: The values assigned to each dioxin and furan to evaluate their toxicity relative to 2,3,7,8-TCDD.
TEQ	- Toxic Equivalent: The measure of a sample's toxicity derived by multiplying each dioxin and furan by its corresponding TEF and then summing the resulting values.
TIC	- Tentatively Identified Compound: A compound that has been identified to be present and is not part of the target compound list (TCL) for the method and/or program. All TICs are qualitatively identified and reported as estimated concentrations.

Report Format: DU Report with 'J' Qualifiers

Project Name:	FORMER BRIGHTON CLEANERS	**Lab Number:**	L2102213
Project Number:	CIR2001	**Report Date:**	01/20/21

Footnotes

1 - The reference for this analyte should be considered modified since this analyte is absent from the target analyte list of the original method.

Terms

Analytical Method: Both the document from which the method originates and the analytical reference method. (Example: EPA 8260B is shown as 1,8260B.) The codes for the reference method documents are provided in the References section of the Addendum.

Difference: With respect to Total Oxidizable Precursor (TOP) Assay analysis, the difference is defined as the Post-Treatment value minus the Pre-Treatment value.

Final pH: As it pertains to Sample Receipt & Container Information section of the report, Final pH reflects pH of container determined after adjustment at the laboratory, if applicable. If no adjustment required, value reflects Initial pH.

Frozen Date/Time: With respect to Volatile Organics in soil, Frozen Date/Time reflects the date/time at which associated Reagent Water-preserved vials were initially frozen. Note: If frozen date/time is beyond 48 hours from sample collection, value will be reflected in 'bold'.

Initial pH: As it pertains to Sample Receipt & Container Information section of the report, Initial pH reflects pH of container determined upon receipt, if applicable.

PAH Total: With respect to Alkylated PAH analyses, the 'PAHs, Total' result is defined as the summation of results for all or a subset of the following compounds: Naphthalene, C1-C4 Naphthalenes, 2-Methylnaphthalene, 1-Methylnaphthalene, Biphenyl, Acenaphthylene, Acenaphthene, Fluorene, C1-C3 Fluorenes, Phenanthrene, C1-C4 Phenanthrenes/Anthracenes, Anthracene, Fluoranthene, Pyrene, C1-C4 Fluoranthenes/Pyrenes, Benz(a)anthracene, Chrysene, C1-C4 Chrysenes, Benzo(b)fluoranthene, Benzo(j)+(k)fluoranthene, Benzo(e)pyrene, Benzo(a)pyrene, Perylene, Indeno(1,2,3-cd)pyrene, Dibenz(ah)+(ac)anthracene, Benzo(g,h,i)perylene. If a 'Total' result is requested, the results of its individual components will also be reported.

PFAS Total: With respect to PFAS analyses, the 'PFAS, Total (5)' result is defined as the summation of results for: PFHpA, PFHxS, PFOA, PFNA and PFOS. In addition, the 'PFAS, Total (6)' result is defined as the summation of results at or above the RL for: PFHpA, PFHxS, PFOA, PFNA, PFDA and PFOS. (Note: 'PFAS, Total (6)' is applicable to MassDEP DW compliance analysis only.). If a 'Total' result is requested, the results of its individual components will also be reported.

The target compound Chlordane (CAS No. 57-74-9) is reported for GC ECD analyses. Per EPA,this compound "refers to a mixture of chlordane isomers, other chlorinated hydrocarbons and numerous other components." (Reference: USEPA Toxicological Review of Chlordane, In Support of Summary Information on the Integrated Risk Information System (IRIS), December 1997.)

Total: With respect to Organic analyses, a 'Total' result is defined as the summation of results for individual isomers or Aroclors. If a 'Total' result is requested, the results of its individual components will also be reported. This is applicable to 'Total' results for methods 8260, 8081 and 8082.

Data Qualifiers

A - Spectra identified as "Aldol Condensates" are byproducts of the extraction/concentration procedures when acetone is introduced in the process.

B - The analyte was detected above the reporting limit in the associated method blank. Flag only applies to associated field samples that have detectable concentrations of the analyte at less than ten times (10x) the concentration found in the blank. For MCP-related projects, flag only applies to associated field samples that have detectable concentrations of the analyte at less than ten times (10x) the concentration found in the blank. For DOD-related projects, flag only applies to associated field samples that have detectable concentrations of the analyte at less than ten times (10x) the concentration found in the blank AND the analyte was detected above one-half the reporting limit (or above the reporting limit for common lab contaminants) in the associated method blank. For NJ-Air-related projects, flag only applies to associated field samples that have detectable concentrations of the analyte above the reporting limit. For NJ-related projects (excluding Air), flag only applies to associated field samples that have detectable concentrations of the analyte, which was detected above the reporting limit in the associated method blank or above five times the reporting limit for common lab contaminants (Phthalates, Acetone, Methylene Chloride, 2-Butanone).

C - Co-elution: The target analyte co-elutes with a known lab standard (i.e. surrogate, internal standards, etc.) for co-extracted analyses.

D - Concentration of analyte was quantified from diluted analysis. Flag only applies to field samples that have detectable concentrations of the analyte.

E - Concentration of analyte exceeds the range of the calibration curve and/or linear range of the instrument.

F - The ratio of quantifier ion response to qualifier ion response falls outside of the laboratory criteria. Results are considered to be an estimated maximum concentration.

G - The concentration may be biased high due to matrix interferences (i.e, co-elution) with non-target compound(s). The result should be considered estimated.

H - The analysis of pH was performed beyond the regulatory-required holding time of 15 minutes from the time of sample collection.

I - The lower value for the two columns has been reported due to obvious interference.

J - Estimated value. The Target analyte concentration is below the quantitation limit (RL), but above the Method Detection Limit (MDL) or Estimated Detection Limit (EDL) for SPME-related analyses. This represents an estimated concentration for Tentatively Identified Compounds (TICs).

M - Reporting Limit (RL) exceeds the MCP CAM Reporting Limit for this analyte.

ND - Not detected at the method detection limit (MDL) for the sample, or estimated detection limit (EDL) for SPME-related analyses.

Report Format: DU Report with 'J' Qualifiers

Project Name:	FORMER BRIGHTON CLEANERS	**Lab Number:**	L2102213
Project Number:	CIR2001	**Report Date:**	01/20/21

Data Qualifiers

NJ - Presumptive evidence of compound. This represents an estimated concentration for Tentatively Identified Compounds (TICs), where the identification is based on a mass spectral library search.

P - The RPD between the results for the two columns exceeds the method-specified criteria.

Q - The quality control sample exceeds the associated acceptance criteria. For DOD-related projects, LCS and/or Continuing Calibration Standard exceedences are also qualified on all associated sample results. Note: This flag is not applicable for matrix spike recoveries when the sample concentration is greater than 4x the spike added or for batch duplicate RPD when the sample concentrations are less than 5x the RL. (Metals only.)

R - Analytical results are from sample re-analysis.

RE - Analytical results are from sample re-extraction.

S - Analytical results are from modified screening analysis.

Report Format: DU Report with 'J' Qualifiers

Project Name:	FORMER BRIGHTON CLEANERS	**Lab Number:**	L2102213
Project Number:	CIR2001	**Report Date:**	01/20/21

REFERENCES

1 Test Methods for Evaluating Solid Waste: Physical/Chemical Methods. EPA SW-846. Third Edition. Updates I - VI, 2018.

LIMITATION OF LIABILITIES

Alpha Analytical performs services with reasonable care and diligence normal to the analytical testing laboratory industry. In the event of an error, the sole and exclusive responsibility of Alpha Analytical shall be to re-perform the work at it's own expense. In no event shall Alpha Analytical be held liable for any incidental, consequential or special damages, including but not limited to, damages in any way connected with the use of, interpretation of, information or analysis provided by Alpha Analytical.

We strongly urge our clients to comply with EPA protocol regarding sample volume, preservation, cooling, containers, sampling procedures, holding time and splitting of samples in the field.

Certification Information

The following analytes are not included in our Primary NELAP Scope of Accreditation:

Westborough Facility
EPA 624/624.1: m/p-xylene, o-xylene, Naphthalene
EPA 8260C: NPW: 1,2,4,5-Tetramethylbenzene; 4-Ethyltoluene, Azobenzene; SCM: Iodomethane (methyl iodide), 1,2,4,5-Tetramethylbenzene; 4-Ethyltoluene.
EPA 8270D: NPW: Dimethylnaphthalene,1,4-Diphenylhydrazine; SCM: Dimethylnaphthalene,1,4-Diphenylhydrazine.
SM4500: NPW: Amenable Cyanide; SCM: Total Phosphorus, TKN, NO2, NO3.

Mansfield Facility
SM 2540D: TSS
EPA 8082A: NPW: PCB: 1, 5, 31, 87,101, 110, 141, 151, 153, 180, 183, 187.
EPA TO-15: Halothane, 2,4,4-Trimethyl-2-pentene, 2,4,4-Trimethyl-1-pentene, Thiophene, 2-Methylthiophene, 3-Methylthiophene, 2-Ethylthiophene, 1,2,3-Trimethylbenzene, Indan, Indene, 1,2,4,5-Tetramethylbenzene, Benzothiophene, 1-Methylnaphthalene.
EPA TO-12 Non-methane organics
EPA 3C Fixed gases
Biological Tissue Matrix: EPA 3050B

The following analytes are included in our Massachusetts DEP Scope of Accreditation

Westborough Facility:

Drinking Water
EPA 300.0: Chloride, Nitrate-N, Fluoride, Sulfate; **EPA 353.2**: Nitrate-N, Nitrite-N; **SM4500NO3-F**: Nitrate-N, Nitrite-N; **SM4500F-C, SM4500CN-CE, EPA 180.1, SM2130B, SM4500Cl-D, SM2320B, SM2540C, SM4500H-B, SM4500NO2-B**
EPA 332: Perchlorate; **EPA 524.2:** THMs and VOCs; **EPA 504.1:** EDB, DBCP.
Microbiology: **SM9215B; SM9223-P/A, SM9223B-Colilert-QT,SM9222D**.

Non-Potable Water
SM4500H,B, EPA 120.1, SM2510B, SM2540C, SM2320B, SM4500CL-E, SM4500F-BC, SM4500NH3-BH: Ammonia-N and Kjeldahl-N, **EPA 350.1**: Ammonia-N, **LACHAT 10-107-06-1-B**: Ammonia-N, **EPA 351.1, SM4500NO3-F, EPA 353.2**: Nitrate-N**, SM4500P-E, SM4500P-B, E, SM4500SO4-E, SM5220D, EPA 410.4, SM5210B, SM5310C, SM4500CL-D, EPA 1664, EPA 420.1, SM4500-CN-CE, SM2540D, EPA 300: Chloride, Sulfate, Nitrate.**
EPA 624.1: Volatile Halocarbons & Aromatics,
EPA 608.3: Chlordane, Toxaphene, Aldrin, alpha-BHC, beta-BHC, gamma-BHC, delta-BHC, Dieldrin, DDD, DDE, DDT, Endosulfan I, Endosulfan II, Endosulfan sulfate, Endrin, Endrin Aldehyde, Heptachlor, Heptachlor Epoxide, PCBs
EPA 625.1: SVOC (Acid/Base/Neutral Extractables), **EPA 600/4-81-045**: PCB-Oil.
Microbiology: **SM9223B-Colilert-QT; Enterolert-QT, SM9221E, EPA 1600, EPA 1603.**

Mansfield Facility:

Drinking Water
EPA 200.7: Al, Ba, Cd, Cr, Cu, Fe, Mn, Ni, Na, Ag, Ca, Zn. **EPA 200.8:** Al, Sb, As, Ba, Be, Cd, Cr, Cu, Pb, Mn, Ni, Se, Ag, TL, Zn. **EPA 245.1** Hg.
EPA 522.

Non-Potable Water
EPA 200.7: Al, Sb, As, Be, Cd, Ca, Cr, Co, Cu, Fe, Pb, Mg, Mn, Mo, Ni, K, Se, Ag, Na, Sr, TL, Ti, V, Zn.
EPA 200.8: Al, Sb**,** As, Be, Cd, Cr, Cu, Fe, Pb, Mn, Ni, K, Se, Ag, Na, TL, Zn.
EPA 245.1 Hg.
SM2340B

For a complete listing of analytes and methods, please contact your Alpha Project Manager.

NEW YORK CHAIN OF CUSTODY

ALPHA ANALYTICAL

Westborough, MA 01581
8 Walkup Dr.
TEL: 508-898-9220
FAX: 508-898-9193

Mansfield, MA 02048
320 Forbes Blvd
TEL: 508-822-9300
FAX: 508-822-3288

Service Centers
Mahwah, NJ 07430: 35 Whitney Rd, Suite 5
Albany, NY 12205: 14 Walker Way
Tonawanda, NY 14150: 275 Cooper Ave, Suite 105

Page 1 of 2

Date Rec'd in Lab: 1/15/21

ALPHA Job #: L2102213

Client Information

Client: P.W. Grosser Consultg
Address: 630 Johnson Ave. #87
Bohemia NY 11716
Phone: 631-589-6353
Fax:
Email: NRussell@pwgrosser.com

Project Information

Project Name: Former Brighton Cleaners
Project Location: 3140 Coney Island Ave. Brooklyn
Project #: CIR2001
(Use Project name as Project #) ☐
Project Manager: Nick Russell
ALPHAQuote #:

Turn-Around Time

Standard ☒ Due Date:
Rush (only if pre approved) ☐ # of Days:

Deliverables

☐ ASP-A ☒ ASP-B
☐ EQuIS (1 File) ☐ EQuIS (4 File)
☐ Other

Billing Information

☒ Same as Client Info
PO #

Regulatory Requirement

☐ NY TOGS ☐ NY Part 375
☐ AWQ Standards ☐ NY CP-51
☐ NY Restricted Use ☐ Other
☐ NY Unrestricted Use
☐ NYC Sewer Discharge

Disposal Site Information

Please identify below location of applicable disposal facilities.
Disposal Facility:
☐ NJ ☐ NY
☐ Other:

These samples have been previously analyzed by Alpha ☐

Other project specific requirements/comments:

Please specify Metals or TAL.

ANALYSIS

Sample Filtration
☐ Done
☐ Lab to do
Preservation
☐ Lab to do
(Please Specify below)

ALPHA Lab ID (Lab Use Only)	Sample ID	Collection Date	Collection Time	Sample Matrix	Sampler's Initials	VOCs (8260)	Sample Specific Comments	Total Bottle
02213-01	MW-10	1/13/21	1330	GW	MM	X		
-02	MW-12/MS/MSD		1422			X		
-03	MW-13		1450			X		
-04	MW-14		1520			X		
-05	MW-15		1300			X		
-06	MW-17		1600			X		
-07	MW15-20		1230			X		
-08	MW35-40		1245			X		
-09	DUPE		XX	↓		X		
-10	Field Blank	↓	1315		↓	X		

Container Type: V
Preservative: B

Preservative Code:
A = None
B = HCl
C = HNO_3
D = H_2SO_4
E = NaOH
F = MeOH
G = $NaHSO_4$
H = $Na_2S_2O_3$
K/E = Zn Ac/NaOH
O = Other

Container Code
P = Plastic
A = Amber Glass
V = Vial
G = Glass
B = Bacteria Cup
C = Cube
O = Other
E = Encore
D = BOD Bottle

Westboro: Certification No: MA935
Mansfield: Certification No: MA015

Relinquished By:	Date/Time	Received By:	Date/Time
MM	1/17/21	CIOS AA2	1-14-21 1707
CIOS	1-14-2021 1942	AAc	1/14/21 2000
AAc	1/15/21 0015		1/15/21 00:15

Please print clearly, legibly and completely. Samples can not be logged in and turnaround time clock will not start until any ambiguities are resolved. BY EXECUTING THIS COC, THE CLIENT HAS READ AND AGREES TO BE BOUND BY ALPHA'S TERMS & CONDITIONS. (See reverse side.)

Form No: 01-25 HC (rev. 30-Sept-2013)

ALPHA ANALYTICAL

NEW YORK CHAIN OF CUSTODY

Westborough, MA 01581
8 Walkup Dr.
TEL: 508-898-9220
FAX: 508-898-9193

Mansfield, MA 02048
320 Forbes Blvd
TEL: 508-822-9300
FAX: 508-822-3288

Service Centers
Mahwah, NJ 07430: 35 Whitney Rd, Suite 5
Albany, NY 12205: 14 Walker Way
Tonawanda, NY 14150: 275 Cooper Ave, Suite 105

Page 2 of 2

Date Rec'd in Lab: 1/15/21

ALPHA Job #: L2102213

Project Information
Project Name:
Project Location:
Project # CIR 2001
(Use Project name as Project #) ☐
Project Manager: Nick Russell
ALPHAQuote #:

Turn-Around Time
Standard ☒ Due Date:
Rush (only if pre approved) ☐ # of Days:

Client Information
Client: PWGC
Address:
Phone: 631-584-6353
Fax:
Email: NRussell@pwgroser.com

Deliverables
☐ ASP-A ☒ ASP-B
☐ EQuIS (1 File) ☐ EQuIS (4 File)
☐ Other

Regulatory Requirement
☐ NY TOGS ☐ NY Part 375
☐ AWQ Standards ☐ NY CP-51
☐ NY Restricted Use ☐ Other
☐ NY Unrestricted Use
☐ NYC Sewer Discharge

Billing Information
☐ Same as Client Info
PO #

Disposal Site Information
Please identify below location of applicable disposal facilities.
Disposal Facility:
☐ NJ ☐ NY
☐ Other:

These samples have been previously analyzed by Alpha ☐

Other project specific requirements/comments:

Please specify Metals or TAL.

ANALYSIS

Sample Filtration
☐ Done
☐ Lab to do
Preservation
☐ Lab to do
(Please Specify below)

ALPHA Lab ID (Lab Use Only)	Sample ID	Collection Date	Collection Time	Sample Matrix	Sampler's Initials	VOCs (8260)								Sample Specific Comments	Total Bottle
02213-11	Trip Blank	1/12/21	✓	–	NR	X									

NR

Preservative Code:
A = None
B = HCl
C = HNO_3
D = H_2SO_4
E = NaOH
F = MeOH
G = $NaHSO_4$
H = $Na_2S_2O_3$
K/E = Zn Ac/NaOH
O = Other

Container Code
P = Plastic
A = Amber Glass
V = Vial
G = Glass
B = Bacteria Cup
C = Cube
O = Other
E = Encore
D = BOD Bottle

Westboro: Certification No: MA935
Mansfield: Certification No: MA015

Container Type	V														
Preservative	B														

Relinquished By:	Date/Time	Received By:	Date/Time
NR Russell	1/12/21 1707	CCD AAZ	1-14-2021 1707
CCD	1-14-2021 1442	AAC	1/14/21 2020
AAC	1/15/21 0015	[illegible]	1/15/21 0015

Please print clearly, legibly and completely. Samples can not be logged in and turnaround time clock will not start until any ambiguities are resolved. BY EXECUTING THIS COC, THE CLIENT HAS READ AND AGREES TO BE BOUND BY ALPHA'S TERMS & CONDITIONS. (See reverse side.)

Form No: 01-25 HC (rev. 30-Sept-2013)

ANALYTICAL REPORT

Lab Number:	L2115831
Client:	P. W. Grosser 630 Johnson Avenue Suite 7 Bohemia, NY 11716
ATTN:	Jennifer Lewis
Phone:	(631) 589-6353
Project Name:	CIR2101
Project Number:	CIR2101
Report Date:	04/09/21

The original project report/data package is held by Alpha Analytical. This report/data package is paginated and should be reproduced only in its entirety. Alpha Analytical holds no responsibility for results and/or data that are not consistent with the original.

Certifications & Approvals: MA (M-MA030), NH NELAP (2062), CT (PH-0141), DoD (L2474), FL (E87814), IL (200081), LA (85084), ME (MA00030), MD (350), NJ (MA015), NY (11627), NC (685), OH (CL106), PA (68-02089), RI (LAO00299), TX (T104704419), VT (VT-0015), VA (460194), WA (C954), US Army Corps of Engineers, USDA (Permit #P330-17-00150), USFWS (Permit #206964).

320 Forbes Boulevard, Mansfield, MA 02048-1806
508-822-9300 (Fax) 508-822-3288 800-624-9220 - www.alphalab.com

Project Name: CIR2101
Project Number: CIR2101

Lab Number: L2115831
Report Date: 04/09/21

Alpha Sample ID	Client ID	Matrix	Sample Location	Collection Date/Time	Receive Date
L2115831-01	AA-1	AIR	3140 CONEY ISLAND AVE., BROOKLYN	03/29/21 15:30	03/30/21
L2115831-02	SS001	SOIL_VAPOR	3140 CONEY ISLAND AVE., BROOKLYN	03/29/21 15:45	03/30/21
L2115831-03	AA-2	AIR	3140 CONEY ISLAND AVE., BROOKLYN	03/29/21 16:00	03/30/21
L2115831-04	SS002	SOIL_VAPOR	3140 CONEY ISLAND AVE., BROOKLYN	03/29/21 16:05	03/30/21

Project Name:	CIR2101	**Lab Number:**	L2115831
Project Number:	CIR2101	**Report Date:**	04/09/21

Case Narrative

The samples were received in accordance with the Chain of Custody and no significant deviations were encountered during the preparation or analysis unless otherwise noted. Sample Receipt, Container Information, and the Chain of Custody are located at the back of the report.

Results contained within this report relate only to the samples submitted under this Alpha Lab Number and meet NELAP requirements for all NELAP accredited parameters unless otherwise noted in the following narrative. The data presented in this report is organized by parameter (i.e. VOC, SVOC, etc.). Sample specific Quality Control data (i.e. Surrogate Spike Recovery) is reported at the end of the target analyte list for each individual sample, followed by the Laboratory Batch Quality Control at the end of each parameter. Tentatively Identified Compounds (TICs), if requested, are reported for compounds identified to be present and are not part of the method/program Target Compound List, even if only a subset of the TCL are being reported. If a sample was re-analyzed or re-extracted due to a required quality control corrective action and if both sets of data are reported, the Laboratory ID of the re-analysis or re-extraction is designated with an "R" or "RE", respectively.

When multiple Batch Quality Control elements are reported (e.g. more than one LCS), the associated samples for each element are noted in the grey shaded header line of each data table. Any Laboratory Batch, Sample Specific % recovery or RPD value that is outside the listed Acceptance Criteria is bolded in the report. In reference to questions H (CAM) or 4 (RCP) when "NO" is checked, the performance criteria for CAM and RCP methods allow for some quality control failures to occur and still be within method compliance. In these instances, the specific failure is not narrated but noted in the associated QC Outlier Summary Report, located directly after the Case Narrative. QC information is also incorporated in the Data Usability Assessment table (Format 11) of our Data Merger tool, where it can be reviewed in conjunction with the sample result, associated regulatory criteria and any associated data usability implications.

Soil/sediments, solids and tissues are reported on a dry weight basis unless otherwise noted. Definitions of all data qualifiers and acronyms used in this report are provided in the Glossary located at the back of the report.

HOLD POLICY - For samples submitted on hold, Alpha's policy is to hold samples (with the exception of Air canisters) free of charge for 21 calendar days from the date the project is completed. After 21 calendar days, we will dispose of all samples submitted including those put on hold unless you have contacted your Alpha Project Manager and made arrangements for Alpha to continue to hold the samples. Air canisters will be disposed after 3 business days from the date the project is completed.

Please contact Project Management at 800-624-9220 with any questions.

Project Name:	CIR2101	**Lab Number:**	L2115831
Project Number:	CIR2101	**Report Date:**	04/09/21

Case Narrative (continued)

Volatile Organics in Air

Canisters were released from the laboratory on March 29, 2021. The canister certification results are provided as an addendum.

L2115831-02D: The sample has elevated detection limits due to the dilution required by the elevated concentrations of target compounds in the sample.

I, the undersigned, attest under the pains and penalties of perjury that, to the best of my knowledge and belief and based upon my personal inquiry of those responsible for providing the information contained in this analytical report, such information is accurate and complete. This certificate of analysis is not complete unless this page accompanies any and all pages of this report.

Authorized Signature: Christopher J. Anderson

Title: Technical Director/Representative Date: 04/09/21

AIR

Project Name: CIR2101
Project Number: CIR2101

Lab Number: L2115831
Report Date: 04/09/21

SAMPLE RESULTS

Lab ID: L2115831-01
Client ID: AA-1
Sample Location: 3140 CONEY ISLAND AVE., BROOKLYN

Date Collected: 03/29/21 15:30
Date Received: 03/30/21
Field Prep: Not Specified

Sample Depth:
Matrix: Air
Anaytical Method: 48,TO-15
Analytical Date: 04/08/21 17:40
Analyst: RY

	ppbV			ug/m3				
Parameter	**Results**	**RL**	**MDL**	**Results**	**RL**	**MDL**	**Qualifier**	**Dilution Factor**
Volatile Organics in Air - Mansfield Lab								
Dichlorodifluoromethane	0.419	0.200	--	2.07	0.989	--		1
Chloromethane	0.336	0.200	--	0.694	0.413	--		1
Freon-114	ND	0.200	--	ND	1.40	--		1
1,3-Butadiene	ND	0.200	--	ND	0.442	--		1
Bromomethane	ND	0.200	--	ND	0.777	--		1
Chloroethane	ND	0.200	--	ND	0.528	--		1
Ethanol	7.75	5.00	--	14.6	9.42	--		1
Vinyl bromide	ND	0.200	--	ND	0.874	--		1
Acetone	3.78	1.00	--	8.98	2.38	--		1
Trichlorofluoromethane	0.204	0.200	--	1.15	1.12	--		1
Isopropanol	1.73	0.500	--	4.25	1.23	--		1
Tertiary butyl Alcohol	ND	0.500	--	ND	1.52	--		1
Methylene chloride	ND	0.500	--	ND	1.74	--		1
3-Chloropropene	ND	0.200	--	ND	0.626	--		1
Carbon disulfide	ND	0.200	--	ND	0.623	--		1
Freon-113	ND	0.200	--	ND	1.53	--		1
trans-1,2-Dichloroethene	ND	0.200	--	ND	0.793	--		1
1,1-Dichloroethane	ND	0.200	--	ND	0.809	--		1
Methyl tert butyl ether	ND	0.200	--	ND	0.721	--		1
2-Butanone	ND	0.500	--	ND	1.47	--		1
Ethyl Acetate	ND	0.500	--	ND	1.80	--		1
Chloroform	ND	0.200	--	ND	0.977	--		1
Tetrahydrofuran	ND	0.500	--	ND	1.47	--		1

Project Name: CIR2101
Project Number: CIR2101

Lab Number: L2115831
Report Date: 04/09/21

SAMPLE RESULTS

Lab ID: L2115831-01
Client ID: AA-1
Sample Location: 3140 CONEY ISLAND AVE., BROOKLYN

Date Collected: 03/29/21 15:30
Date Received: 03/30/21
Field Prep: Not Specified

Sample Depth:

Parameter	ppbV Results	ppbV RL	ppbV MDL	ug/m3 Results	ug/m3 RL	ug/m3 MDL	Qualifier	Dilution Factor
Volatile Organics in Air - Mansfield Lab								
1,2-Dichloroethane	ND	0.200	--	ND	0.809	--		1
n-Hexane	ND	0.200	--	ND	0.705	--		1
Benzene	ND	0.200	--	ND	0.639	--		1
Cyclohexane	ND	0.200	--	ND	0.688	--		1
1,2-Dichloropropane	ND	0.200	--	ND	0.924	--		1
Bromodichloromethane	ND	0.200	--	ND	1.34	--		1
1,4-Dioxane	ND	0.200	--	ND	0.721	--		1
2,2,4-Trimethylpentane	ND	0.200	--	ND	0.934	--		1
Heptane	ND	0.200	--	ND	0.820	--		1
cis-1,3-Dichloropropene	ND	0.200	--	ND	0.908	--		1
4-Methyl-2-pentanone	ND	0.500	--	ND	2.05	--		1
trans-1,3-Dichloropropene	ND	0.200	--	ND	0.908	--		1
1,1,2-Trichloroethane	ND	0.200	--	ND	1.09	--		1
Toluene	0.371	0.200	--	1.40	0.754	--		1
2-Hexanone	ND	0.200	--	ND	0.820	--		1
Dibromochloromethane	ND	0.200	--	ND	1.70	--		1
1,2-Dibromoethane	ND	0.200	--	ND	1.54	--		1
Chlorobenzene	ND	0.200	--	ND	0.921	--		1
Ethylbenzene	ND	0.200	--	ND	0.869	--		1
p/m-Xylene	ND	0.400	--	ND	1.74	--		1
Bromoform	ND	0.200	--	ND	2.07	--		1
Styrene	ND	0.200	--	ND	0.852	--		1
1,1,2,2-Tetrachloroethane	ND	0.200	--	ND	1.37	--		1
o-Xylene	ND	0.200	--	ND	0.869	--		1
4-Ethyltoluene	ND	0.200	--	ND	0.983	--		1
1,3,5-Trimethylbenzene	ND	0.200	--	ND	0.983	--		1

Project Name: CIR2101 ***Lab Number:*** L2115831

Project Number: CIR2101 ***Report Date:*** 04/09/21

SAMPLE RESULTS

Lab ID: L2115831-01
Client ID: AA-1
Sample Location: 3140 CONEY ISLAND AVE., BROOKLYN

Date Collected: 03/29/21 15:30
Date Received: 03/30/21
Field Prep: Not Specified

Sample Depth:

Parameter	ppbV Results	ppbV RL	ppbV MDL	ug/m3 Results	ug/m3 RL	ug/m3 MDL	Qualifier	Dilution Factor
Volatile Organics in Air - Mansfield Lab								
1,2,4-Trimethylbenzene	ND	0.200	--	ND	0.983	--		1
Benzyl chloride	ND	0.200	--	ND	1.04	--		1
1,3-Dichlorobenzene	ND	0.200	--	ND	1.20	--		1
1,4-Dichlorobenzene	ND	0.200	--	ND	1.20	--		1
1,2-Dichlorobenzene	ND	0.200	--	ND	1.20	--		1
1,2,4-Trichlorobenzene	ND	0.200	--	ND	1.48	--		1
Hexachlorobutadiene	ND	0.200	--	ND	2.13	--		1

Internal Standard	% Recovery	Qualifier	Acceptance Criteria
1,4-Difluorobenzene	101		60-140
Bromochloromethane	103		60-140
chlorobenzene-d5	102		60-140

Project Name: CIR2101 ***Lab Number:*** L2115831

Project Number: CIR2101 ***Report Date:*** 04/09/21

SAMPLE RESULTS

Lab ID: L2115831-01
Client ID: AA-1
Sample Location: 3140 CONEY ISLAND AVE., BROOKLYN

Date Collected: 03/29/21 15:30
Date Received: 03/30/21
Field Prep: Not Specified

Sample Depth:
Matrix: Air
Anaytical Method: 48,TO-15-SIM
Analytical Date: 04/08/21 17:40
Analyst: RY

	ppbV			ug/m3				
Parameter	**Results**	**RL**	**MDL**	**Results**	**RL**	**MDL**	**Qualifier**	**Dilution Factor**
Volatile Organics in Air by SIM - Mansfield Lab								
Vinyl chloride	ND	0.020	--	ND	0.051	--		1
1,1-Dichloroethene	ND	0.020	--	ND	0.079	--		1
cis-1,2-Dichloroethene	1.61	0.020	--	6.38	0.079	--		1
1,1,1-Trichloroethane	ND	0.020	--	ND	0.109	--		1
Carbon tetrachloride	0.061	0.020	--	0.384	0.126	--		1
Trichloroethene	0.339	0.020	--	1.82	0.107	--		1
Tetrachloroethene	9.62	0.020	--	65.2	0.136	--		1

Internal Standard	**% Recovery**	**Qualifier**	**Acceptance Criteria**
1,4-difluorobenzene	101		60-140
bromochloromethane	103		60-140
chlorobenzene-d5	102		60-140

Project Name: CIR2101 ***Lab Number:*** L2115831

Project Number: CIR2101 ***Report Date:*** 04/09/21

SAMPLE RESULTS

Lab ID: L2115831-02 D
Client ID: SS001
Sample Location: 3140 CONEY ISLAND AVE., BROOKLYN

Date Collected: 03/29/21 15:45
Date Received: 03/30/21
Field Prep: Not Specified

Sample Depth:
Matrix: Soil_Vapor
Anaytical Method: 48,TO-15
Analytical Date: 04/09/21 03:55
Analyst: RY

	ppbV			ug/m3				
Parameter	**Results**	**RL**	**MDL**	**Results**	**RL**	**MDL**	**Qualifier**	**Dilution Factor**
Volatile Organics in Air - Mansfield Lab								
Dichlorodifluoromethane	1.88	1.11	--	9.30	5.49	--		5.556
Chloromethane	ND	1.11	--	ND	2.29	--		5.556
Freon-114	ND	1.11	--	ND	7.76	--		5.556
Vinyl chloride	ND	1.11	--	ND	2.84	--		5.556
1,3-Butadiene	ND	1.11	--	ND	2.46	--		5.556
Bromomethane	ND	1.11	--	ND	4.31	--		5.556
Chloroethane	ND	1.11	--	ND	2.93	--		5.556
Ethanol	356	27.8	--	671	52.4	--		5.556
Vinyl bromide	ND	1.11	--	ND	4.85	--		5.556
Acetone	28.6	5.56	--	67.9	13.2	--		5.556
Trichlorofluoromethane	19.6	1.11	--	110	6.24	--		5.556
Isopropanol	ND	2.78	--	ND	6.83	--		5.556
1,1-Dichloroethene	ND	1.11	--	ND	4.40	--		5.556
Tertiary butyl Alcohol	4.46	2.78	--	13.5	8.43	--		5.556
Methylene chloride	ND	2.78	--	ND	9.66	--		5.556
3-Chloropropene	ND	1.11	--	ND	3.47	--		5.556
Carbon disulfide	4.17	1.11	--	13.0	3.46	--		5.556
Freon-113	ND	1.11	--	ND	8.51	--		5.556
trans-1,2-Dichloroethene	ND	1.11	--	ND	4.40	--		5.556
1,1-Dichloroethane	ND	1.11	--	ND	4.49	--		5.556
Methyl tert butyl ether	ND	1.11	--	ND	4.00	--		5.556
2-Butanone	ND	2.78	--	ND	8.20	--		5.556
cis-1,2-Dichloroethene	13.8	1.11	--	54.7	4.40	--		5.556

Project Name: CIR2101 ***Lab Number:*** L2115831

Project Number: CIR2101 ***Report Date:*** 04/09/21

SAMPLE RESULTS

Lab ID: L2115831-02 D
Client ID: SS001
Sample Location: 3140 CONEY ISLAND AVE., BROOKLYN

Date Collected: 03/29/21 15:45
Date Received: 03/30/21
Field Prep: Not Specified

Sample Depth:

Parameter	ppbV Results	ppbV RL	ppbV MDL	ug/m3 Results	ug/m3 RL	ug/m3 MDL	Qualifier	Dilution Factor
Volatile Organics in Air - Mansfield Lab								
Ethyl Acetate	ND	2.78	--	ND	10.0	--		5.556
Chloroform	ND	1.11	--	ND	5.42	--		5.556
Tetrahydrofuran	ND	2.78	--	ND	8.20	--		5.556
1,2-Dichloroethane	ND	1.11	--	ND	4.49	--		5.556
n-Hexane	ND	1.11	--	ND	3.91	--		5.556
1,1,1-Trichloroethane	ND	1.11	--	ND	6.06	--		5.556
Benzene	ND	1.11	--	ND	3.55	--		5.556
Carbon tetrachloride	ND	1.11	--	ND	6.98	--		5.556
Cyclohexane	5.94	1.11	--	20.4	3.82	--		5.556
1,2-Dichloropropane	ND	1.11	--	ND	5.13	--		5.556
Bromodichloromethane	ND	1.11	--	ND	7.44	--		5.556
1,4-Dioxane	ND	1.11	--	ND	4.00	--		5.556
Trichloroethene	15.7	1.11	--	84.4	5.97	--		5.556
2,2,4-Trimethylpentane	ND	1.11	--	ND	5.18	--		5.556
Heptane	ND	1.11	--	ND	4.55	--		5.556
cis-1,3-Dichloropropene	ND	1.11	--	ND	5.04	--		5.556
4-Methyl-2-pentanone	ND	2.78	--	ND	11.4	--		5.556
trans-1,3-Dichloropropene	ND	1.11	--	ND	5.04	--		5.556
1,1,2-Trichloroethane	ND	1.11	--	ND	6.06	--		5.556
Toluene	1.21	1.11	--	4.56	4.18	--		5.556
2-Hexanone	ND	1.11	--	ND	4.55	--		5.556
Dibromochloromethane	ND	1.11	--	ND	9.46	--		5.556
1,2-Dibromoethane	ND	1.11	--	ND	8.53	--		5.556
Tetrachloroethene	274	1.11	--	1860	7.53	--		5.556
Chlorobenzene	ND	1.11	--	ND	5.11	--		5.556
Ethylbenzene	ND	1.11	--	ND	4.82	--		5.556

Project Name: CIR2101 ***Lab Number:*** L2115831

Project Number: CIR2101 ***Report Date:*** 04/09/21

SAMPLE RESULTS

Lab ID: L2115831-02 D
Client ID: SS001
Sample Location: 3140 CONEY ISLAND AVE., BROOKLYN

Date Collected: 03/29/21 15:45
Date Received: 03/30/21
Field Prep: Not Specified

Sample Depth:

Parameter	ppbV Results	ppbV RL	ppbV MDL	ug/m3 Results	ug/m3 RL	ug/m3 MDL	Qualifier	Dilution Factor
Volatile Organics in Air - Mansfield Lab								
p/m-Xylene	ND	2.22	--	ND	9.64	--		5.556
Bromoform	ND	1.11	--	ND	11.5	--		5.556
Styrene	ND	1.11	--	ND	4.73	--		5.556
1,1,2,2-Tetrachloroethane	ND	1.11	--	ND	7.62	--		5.556
o-Xylene	ND	1.11	--	ND	4.82	--		5.556
4-Ethyltoluene	ND	1.11	--	ND	5.46	--		5.556
1,3,5-Trimethylbenzene	ND	1.11	--	ND	5.46	--		5.556
1,2,4-Trimethylbenzene	ND	1.11	--	ND	5.46	--		5.556
Benzyl chloride	ND	1.11	--	ND	5.75	--		5.556
1,3-Dichlorobenzene	ND	1.11	--	ND	6.67	--		5.556
1,4-Dichlorobenzene	ND	1.11	--	ND	6.67	--		5.556
1,2-Dichlorobenzene	ND	1.11	--	ND	6.67	--		5.556
1,2,4-Trichlorobenzene	ND	1.11	--	ND	8.24	--		5.556
Hexachlorobutadiene	ND	1.11	--	ND	11.8	--		5.556

Internal Standard	% Recovery	Qualifier	Acceptance Criteria
1,4-Difluorobenzene	111		60-140
Bromochloromethane	117		60-140
chlorobenzene-d5	112		60-140

Project Name: CIR2101
Project Number: CIR2101
Lab Number: L2115831
Report Date: 04/09/21

SAMPLE RESULTS

Lab ID: L2115831-03
Client ID: AA-2
Sample Location: 3140 CONEY ISLAND AVE., BROOKLYN

Date Collected: 03/29/21 16:00
Date Received: 03/30/21
Field Prep: Not Specified

Sample Depth:
Matrix: Air
Anaytical Method: 48,TO-15
Analytical Date: 04/08/21 18:22
Analyst: RY

	ppbV			ug/m3				
Parameter	**Results**	**RL**	**MDL**	**Results**	**RL**	**MDL**	**Qualifier**	**Dilution Factor**
Volatile Organics in Air - Mansfield Lab								
Dichlorodifluoromethane	0.413	0.200	--	2.04	0.989	--		1
Chloromethane	0.505	0.200	--	1.04	0.413	--		1
Freon-114	ND	0.200	--	ND	1.40	--		1
1,3-Butadiene	ND	0.200	--	ND	0.442	--		1
Bromomethane	ND	0.200	--	ND	0.777	--		1
Chloroethane	ND	0.200	--	ND	0.528	--		1
Ethanol	16.6	5.00	--	31.3	9.42	--		1
Vinyl bromide	ND	0.200	--	ND	0.874	--		1
Acetone	7.67	1.00	--	18.2	2.38	--		1
Trichlorofluoromethane	ND	0.200	--	ND	1.12	--		1
Isopropanol	1.70	0.500	--	4.18	1.23	--		1
Tertiary butyl Alcohol	ND	0.500	--	ND	1.52	--		1
Methylene chloride	ND	0.500	--	ND	1.74	--		1
3-Chloropropene	ND	0.200	--	ND	0.626	--		1
Carbon disulfide	ND	0.200	--	ND	0.623	--		1
Freon-113	ND	0.200	--	ND	1.53	--		1
trans-1,2-Dichloroethene	0.230	0.200	--	0.912	0.793	--		1
1,1-Dichloroethane	ND	0.200	--	ND	0.809	--		1
Methyl tert butyl ether	ND	0.200	--	ND	0.721	--		1
2-Butanone	2.24	0.500	--	6.61	1.47	--		1
Ethyl Acetate	ND	0.500	--	ND	1.80	--		1
Chloroform	ND	0.200	--	ND	0.977	--		1
Tetrahydrofuran	4.32	0.500	--	12.7	1.47	--		1

Project Name: CIR2101 ***Lab Number:*** L2115831

Project Number: CIR2101 ***Report Date:*** 04/09/21

SAMPLE RESULTS

Lab ID: L2115831-03
Client ID: AA-2
Sample Location: 3140 CONEY ISLAND AVE., BROOKLYN

Date Collected: 03/29/21 16:00
Date Received: 03/30/21
Field Prep: Not Specified

Sample Depth:

Parameter	ppbV Results	ppbV RL	ppbV MDL	ug/m3 Results	ug/m3 RL	ug/m3 MDL	Qualifier	Dilution Factor
Volatile Organics in Air - Mansfield Lab								
1,2-Dichloroethane	ND	0.200	--	ND	0.809	--		1
n-Hexane	ND	0.200	--	ND	0.705	--		1
Benzene	ND	0.200	--	ND	0.639	--		1
Cyclohexane	ND	0.200	--	ND	0.688	--		1
1,2-Dichloropropane	ND	0.200	--	ND	0.924	--		1
Bromodichloromethane	ND	0.200	--	ND	1.34	--		1
1,4-Dioxane	ND	0.200	--	ND	0.721	--		1
2,2,4-Trimethylpentane	ND	0.200	--	ND	0.934	--		1
Heptane	ND	0.200	--	ND	0.820	--		1
cis-1,3-Dichloropropene	ND	0.200	--	ND	0.908	--		1
4-Methyl-2-pentanone	ND	0.500	--	ND	2.05	--		1
trans-1,3-Dichloropropene	ND	0.200	--	ND	0.908	--		1
1,1,2-Trichloroethane	ND	0.200	--	ND	1.09	--		1
Toluene	0.326	0.200	--	1.23	0.754	--		1
2-Hexanone	ND	0.200	--	ND	0.820	--		1
Dibromochloromethane	ND	0.200	--	ND	1.70	--		1
1,2-Dibromoethane	ND	0.200	--	ND	1.54	--		1
Chlorobenzene	ND	0.200	--	ND	0.921	--		1
Ethylbenzene	ND	0.200	--	ND	0.869	--		1
p/m-Xylene	ND	0.400	--	ND	1.74	--		1
Bromoform	ND	0.200	--	ND	2.07	--		1
Styrene	ND	0.200	--	ND	0.852	--		1
1,1,2,2-Tetrachloroethane	ND	0.200	--	ND	1.37	--		1
o-Xylene	ND	0.200	--	ND	0.869	--		1
4-Ethyltoluene	ND	0.200	--	ND	0.983	--		1
1,3,5-Trimethylbenzene	ND	0.200	--	ND	0.983	--		1

Project Name: CIR2101 ***Lab Number:*** L2115831

Project Number: CIR2101 ***Report Date:*** 04/09/21

SAMPLE RESULTS

Lab ID: L2115831-03
Client ID: AA-2
Sample Location: 3140 CONEY ISLAND AVE., BROOKLYN

Date Collected: 03/29/21 16:00
Date Received: 03/30/21
Field Prep: Not Specified

Sample Depth:

Parameter	ppbV Results	ppbV RL	ppbV MDL	ug/m3 Results	ug/m3 RL	ug/m3 MDL	Qualifier	Dilution Factor
Volatile Organics in Air - Mansfield Lab								
1,2,4-Trimethylbenzene	0.273	0.200	--	1.34	0.983	--		1
Benzyl chloride	ND	0.200	--	ND	1.04	--		1
1,3-Dichlorobenzene	ND	0.200	--	ND	1.20	--		1
1,4-Dichlorobenzene	ND	0.200	--	ND	1.20	--		1
1,2-Dichlorobenzene	ND	0.200	--	ND	1.20	--		1
1,2,4-Trichlorobenzene	ND	0.200	--	ND	1.48	--		1
Hexachlorobutadiene	ND	0.200	--	ND	2.13	--		1

Internal Standard	% Recovery	Qualifier	Acceptance Criteria
1,4-Difluorobenzene	103		60-140
Bromochloromethane	105		60-140
chlorobenzene-d5	103		60-140

Project Name: CIR2101 ***Lab Number:*** L2115831

Project Number: CIR2101 ***Report Date:*** 04/09/21

SAMPLE RESULTS

Lab ID: L2115831-03
Client ID: AA-2
Sample Location: 3140 CONEY ISLAND AVE., BROOKLYN

Date Collected: 03/29/21 16:00
Date Received: 03/30/21
Field Prep: Not Specified

Sample Depth:
Matrix: Air
Anaytical Method: 48,TO-15-SIM
Analytical Date: 04/08/21 18:22
Analyst: RY

	ppbV			ug/m3				
Parameter	**Results**	**RL**	**MDL**	**Results**	**RL**	**MDL**	**Qualifier**	**Dilution Factor**
Volatile Organics in Air by SIM - Mansfield Lab								
Vinyl chloride	ND	0.020	--	ND	0.051	--		1
1,1-Dichloroethene	ND	0.020	--	ND	0.079	--		1
cis-1,2-Dichloroethene	0.334	0.020	--	1.32	0.079	--		1
1,1,1-Trichloroethane	ND	0.020	--	ND	0.109	--		1
Carbon tetrachloride	0.060	0.020	--	0.377	0.126	--		1
Trichloroethene	0.098	0.020	--	0.527	0.107	--		1
Tetrachloroethene	1.76	0.020	--	11.9	0.136	--		1

Internal Standard	**% Recovery**	**Qualifier**	**Acceptance Criteria**
1,4-difluorobenzene	102		60-140
bromochloromethane	104		60-140
chlorobenzene-d5	103		60-140

Project Name: CIR2101 ***Lab Number:*** L2115831

Project Number: CIR2101 ***Report Date:*** 04/09/21

SAMPLE RESULTS

Lab ID: L2115831-04
Client ID: SS002
Sample Location: 3140 CONEY ISLAND AVE., BROOKLYN

Date Collected: 03/29/21 16:05
Date Received: 03/30/21
Field Prep: Not Specified

Sample Depth:
Matrix: Soil_Vapor
Anaytical Method: 48,TO-15
Analytical Date: 04/09/21 04:39
Analyst: RY

	ppbV			ug/m3				
Parameter	**Results**	**RL**	**MDL**	**Results**	**RL**	**MDL**	**Qualifier**	**Dilution Factor**
Volatile Organics in Air - Mansfield Lab								
Dichlorodifluoromethane	0.503	0.200	--	2.49	0.989	--		1
Chloromethane	ND	0.200	--	ND	0.413	--		1
Freon-114	ND	0.200	--	ND	1.40	--		1
Vinyl chloride	ND	0.200	--	ND	0.511	--		1
1,3-Butadiene	ND	0.200	--	ND	0.442	--		1
Bromomethane	ND	0.200	--	ND	0.777	--		1
Chloroethane	ND	0.200	--	ND	0.528	--		1
Ethanol	240	5.00	--	452	9.42	--		1
Vinyl bromide	ND	0.200	--	ND	0.874	--		1
Acetone	41.9	1.00	--	99.5	2.38	--		1
Trichlorofluoromethane	0.788	0.200	--	4.43	1.12	--		1
Isopropanol	0.959	0.500	--	2.36	1.23	--		1
1,1-Dichloroethene	ND	0.200	--	ND	0.793	--		1
Tertiary butyl Alcohol	9.23	0.500	--	28.0	1.52	--		1
Methylene chloride	ND	0.500	--	ND	1.74	--		1
3-Chloropropene	ND	0.200	--	ND	0.626	--		1
Carbon disulfide	0.421	0.200	--	1.31	0.623	--		1
Freon-113	ND	0.200	--	ND	1.53	--		1
trans-1,2-Dichloroethene	ND	0.200	--	ND	0.793	--		1
1,1-Dichloroethane	ND	0.200	--	ND	0.809	--		1
Methyl tert butyl ether	ND	0.200	--	ND	0.721	--		1
2-Butanone	1.11	0.500	--	3.27	1.47	--		1
cis-1,2-Dichloroethene	1.09	0.200	--	4.32	0.793	--		1

Project Name: CIR2101
Project Number: CIR2101

Lab Number: L2115831
Report Date: 04/09/21

SAMPLE RESULTS

Lab ID: L2115831-04
Client ID: SS002
Sample Location: 3140 CONEY ISLAND AVE., BROOKLYN

Date Collected: 03/29/21 16:05
Date Received: 03/30/21
Field Prep: Not Specified

Sample Depth:

Parameter	ppbV Results	ppbV RL	ppbV MDL	ug/m3 Results	ug/m3 RL	ug/m3 MDL	Qualifier	Dilution Factor
Volatile Organics in Air - Mansfield Lab								
Ethyl Acetate	ND	0.500	--	ND	1.80	--		1
Chloroform	0.617	0.200	--	3.01	0.977	--		1
Tetrahydrofuran	ND	0.500	--	ND	1.47	--		1
1,2-Dichloroethane	ND	0.200	--	ND	0.809	--		1
n-Hexane	0.331	0.200	--	1.17	0.705	--		1
1,1,1-Trichloroethane	ND	0.200	--	ND	1.09	--		1
Benzene	0.293	0.200	--	0.936	0.639	--		1
Carbon tetrachloride	ND	0.200	--	ND	1.26	--		1
Cyclohexane	ND	0.200	--	ND	0.688	--		1
1,2-Dichloropropane	ND	0.200	--	ND	0.924	--		1
Bromodichloromethane	ND	0.200	--	ND	1.34	--		1
1,4-Dioxane	ND	0.200	--	ND	0.721	--		1
Trichloroethene	1.50	0.200	--	8.06	1.07	--		1
2,2,4-Trimethylpentane	ND	0.200	--	ND	0.934	--		1
Heptane	0.344	0.200	--	1.41	0.820	--		1
cis-1,3-Dichloropropene	ND	0.200	--	ND	0.908	--		1
4-Methyl-2-pentanone	ND	0.500	--	ND	2.05	--		1
trans-1,3-Dichloropropene	ND	0.200	--	ND	0.908	--		1
1,1,2-Trichloroethane	ND	0.200	--	ND	1.09	--		1
Toluene	1.73	0.200	--	6.52	0.754	--		1
2-Hexanone	ND	0.200	--	ND	0.820	--		1
Dibromochloromethane	ND	0.200	--	ND	1.70	--		1
1,2-Dibromoethane	ND	0.200	--	ND	1.54	--		1
Tetrachloroethene	45.8	0.200	--	311	1.36	--		1
Chlorobenzene	ND	0.200	--	ND	0.921	--		1
Ethylbenzene	0.493	0.200	--	2.14	0.869	--		1

Project Name: CIR2101 ***Lab Number:*** L2115831

Project Number: CIR2101 ***Report Date:*** 04/09/21

SAMPLE RESULTS

Lab ID: L2115831-04
Client ID: SS002
Sample Location: 3140 CONEY ISLAND AVE., BROOKLYN

Date Collected: 03/29/21 16:05
Date Received: 03/30/21
Field Prep: Not Specified

Sample Depth:

Parameter	ppbV Results	ppbV RL	ppbV MDL	ug/m3 Results	ug/m3 RL	ug/m3 MDL	Qualifier	Dilution Factor
Volatile Organics in Air - Mansfield Lab								
p/m-Xylene	2.22	0.400	--	9.64	1.74	--		1
Bromoform	ND	0.200	--	ND	2.07	--		1
Styrene	ND	0.200	--	ND	0.852	--		1
1,1,2,2-Tetrachloroethane	ND	0.200	--	ND	1.37	--		1
o-Xylene	0.680	0.200	--	2.95	0.869	--		1
4-Ethyltoluene	ND	0.200	--	ND	0.983	--		1
1,3,5-Trimethylbenzene	0.270	0.200	--	1.33	0.983	--		1
1,2,4-Trimethylbenzene	1.04	0.200	--	5.11	0.983	--		1
Benzyl chloride	ND	0.200	--	ND	1.04	--		1
1,3-Dichlorobenzene	ND	0.200	--	ND	1.20	--		1
1,4-Dichlorobenzene	ND	0.200	--	ND	1.20	--		1
1,2-Dichlorobenzene	ND	0.200	--	ND	1.20	--		1
1,2,4-Trichlorobenzene	ND	0.200	--	ND	1.48	--		1
Hexachlorobutadiene	ND	0.200	--	ND	2.13	--		1

Internal Standard	% Recovery	Qualifier	Acceptance Criteria
1,4-Difluorobenzene	107		60-140
Bromochloromethane	115		60-140
chlorobenzene-d5	109		60-140

Project Name: CIR2101 **Lab Number:** L2115831

Project Number: CIR2101 **Report Date:** 04/09/21

Method Blank Analysis
Batch Quality Control

Analytical Method: 48,TO-15
Analytical Date: 04/08/21 15:39

Parameter	ppbV Results	ppbV RL	ppbV MDL	ug/m3 Results	ug/m3 RL	ug/m3 MDL	Qualifier	Dilution Factor
Volatile Organics in Air - Mansfield Lab for sample(s): 01-04 Batch: WG1484001-4								
Dichlorodifluoromethane	ND	0.200	--	ND	0.989	--		1
Chloromethane	ND	0.200	--	ND	0.413	--		1
Freon-114	ND	0.200	--	ND	1.40	--		1
Vinyl chloride	ND	0.200	--	ND	0.511	--		1
1,3-Butadiene	ND	0.200	--	ND	0.442	--		1
Bromomethane	ND	0.200	--	ND	0.777	--		1
Chloroethane	ND	0.200	--	ND	0.528	--		1
Ethanol	ND	5.00	--	ND	9.42	--		1
Vinyl bromide	ND	0.200	--	ND	0.874	--		1
Acetone	ND	1.00	--	ND	2.38	--		1
Trichlorofluoromethane	ND	0.200	--	ND	1.12	--		1
Isopropanol	ND	0.500	--	ND	1.23	--		1
1,1-Dichloroethene	ND	0.200	--	ND	0.793	--		1
Tertiary butyl Alcohol	ND	0.500	--	ND	1.52	--		1
Methylene chloride	ND	0.500	--	ND	1.74	--		1
3-Chloropropene	ND	0.200	--	ND	0.626	--		1
Carbon disulfide	ND	0.200	--	ND	0.623	--		1
Freon-113	ND	0.200	--	ND	1.53	--		1
trans-1,2-Dichloroethene	ND	0.200	--	ND	0.793	--		1
1,1-Dichloroethane	ND	0.200	--	ND	0.809	--		1
Methyl tert butyl ether	ND	0.200	--	ND	0.721	--		1
2-Butanone	ND	0.500	--	ND	1.47	--		1
cis-1,2-Dichloroethene	ND	0.200	--	ND	0.793	--		1
Ethyl Acetate	ND	0.500	--	ND	1.80	--		1
Chloroform	ND	0.200	--	ND	0.977	--		1

Project Name: CIR2101 **Lab Number:** L2115831

Project Number: CIR2101 **Report Date:** 04/09/21

Method Blank Analysis
Batch Quality Control

Analytical Method: 48,TO-15
Analytical Date: 04/08/21 15:39

Parameter	ppbV Results	ppbV RL	ppbV MDL	ug/m3 Results	ug/m3 RL	ug/m3 MDL	Qualifier	Dilution Factor
Volatile Organics in Air - Mansfield Lab for sample(s): 01-04 Batch: WG1484001-4								
Tetrahydrofuran	ND	0.500	--	ND	1.47	--		1
1,2-Dichloroethane	ND	0.200	--	ND	0.809	--		1
n-Hexane	ND	0.200	--	ND	0.705	--		1
1,1,1-Trichloroethane	ND	0.200	--	ND	1.09	--		1
Benzene	ND	0.200	--	ND	0.639	--		1
Carbon tetrachloride	ND	0.200	--	ND	1.26	--		1
Cyclohexane	ND	0.200	--	ND	0.688	--		1
1,2-Dichloropropane	ND	0.200	--	ND	0.924	--		1
Bromodichloromethane	ND	0.200	--	ND	1.34	--		1
1,4-Dioxane	ND	0.200	--	ND	0.721	--		1
Trichloroethene	ND	0.200	--	ND	1.07	--		1
2,2,4-Trimethylpentane	ND	0.200	--	ND	0.934	--		1
Heptane	ND	0.200	--	ND	0.820	--		1
cis-1,3-Dichloropropene	ND	0.200	--	ND	0.908	--		1
4-Methyl-2-pentanone	ND	0.500	--	ND	2.05	--		1
trans-1,3-Dichloropropene	ND	0.200	--	ND	0.908	--		1
1,1,2-Trichloroethane	ND	0.200	--	ND	1.09	--		1
Toluene	ND	0.200	--	ND	0.754	--		1
2-Hexanone	ND	0.200	--	ND	0.820	--		1
Dibromochloromethane	ND	0.200	--	ND	1.70	--		1
1,2-Dibromoethane	ND	0.200	--	ND	1.54	--		1
Tetrachloroethene	ND	0.200	--	ND	1.36	--		1
Chlorobenzene	ND	0.200	--	ND	0.921	--		1
Ethylbenzene	ND	0.200	--	ND	0.869	--		1
p/m-Xylene	ND	0.400	--	ND	1.74	--		1

Project Name: CIR2101 **Lab Number:** L2115831

Project Number: CIR2101 **Report Date:** 04/09/21

Method Blank Analysis
Batch Quality Control

Analytical Method: 48,TO-15
Analytical Date: 04/08/21 15:39

Parameter	ppbV Results	ppbV RL	ppbV MDL	ug/m3 Results	ug/m3 RL	ug/m3 MDL	Qualifier	Dilution Factor
Volatile Organics in Air - Mansfield Lab for sample(s): 01-04 Batch: WG1484001-4								
Bromoform	ND	0.200	--	ND	2.07	--		1
Styrene	ND	0.200	--	ND	0.852	--		1
1,1,2,2-Tetrachloroethane	ND	0.200	--	ND	1.37	--		1
o-Xylene	ND	0.200	--	ND	0.869	--		1
4-Ethyltoluene	ND	0.200	--	ND	0.983	--		1
1,3,5-Trimethylbenzene	ND	0.200	--	ND	0.983	--		1
1,2,4-Trimethylbenzene	ND	0.200	--	ND	0.983	--		1
Benzyl chloride	ND	0.200	--	ND	1.04	--		1
1,3-Dichlorobenzene	ND	0.200	--	ND	1.20	--		1
1,4-Dichlorobenzene	ND	0.200	--	ND	1.20	--		1
1,2-Dichlorobenzene	ND	0.200	--	ND	1.20	--		1
1,2,4-Trichlorobenzene	ND	0.200	--	ND	1.48	--		1
Hexachlorobutadiene	ND	0.200	--	ND	2.13	--		1

Project Name: CIR2101 **Lab Number:** L2115831

Project Number: CIR2101 **Report Date:** 04/09/21

Method Blank Analysis
Batch Quality Control

Analytical Method: 48,TO-15-SIM
Analytical Date: 04/08/21 15:39

Parameter	ppbV Results	ppbV RL	ppbV MDL	ug/m3 Results	ug/m3 RL	ug/m3 MDL	Qualifier	Dilution Factor
Volatile Organics in Air by SIM - Mansfield Lab for sample(s): 01,03 Batch: WG1484003-4								
Vinyl chloride	ND	0.020	--	ND	0.051	--		1
1,1-Dichloroethene	ND	0.020	--	ND	0.079	--		1
cis-1,2-Dichloroethene	ND	0.020	--	ND	0.079	--		1
1,1,1-Trichloroethane	ND	0.020	--	ND	0.109	--		1
Carbon tetrachloride	ND	0.020	--	ND	0.126	--		1
Trichloroethene	ND	0.020	--	ND	0.107	--		1
Tetrachloroethene	ND	0.020	--	ND	0.136	--		1

Lab Control Sample Analysis

Batch Quality Control

Project Name: CIR2101
Project Number: CIR2101

Lab Number: L2115831
Report Date: 04/09/21

Parameter	LCS %Recovery	Qual	LCSD %Recovery	Qual	%Recovery Limits	RPD	Qual	RPD Limits
Volatile Organics in Air - Mansfield Lab Associated sample(s): 01-04 Batch: WG1484001-3								
Dichlorodifluoromethane	94		-		70-130	-		
Chloromethane	95		-		70-130	-		
Freon-114	100		-		70-130	-		
Vinyl chloride	99		-		70-130	-		
1,3-Butadiene	101		-		70-130	-		
Bromomethane	100		-		70-130	-		
Chloroethane	99		-		70-130	-		
Ethanol	100		-		40-160	-		
Vinyl bromide	96		-		70-130	-		
Acetone	68		-		40-160	-		
Trichlorofluoromethane	94		-		70-130	-		
Isopropanol	75		-		40-160	-		
1,1-Dichloroethene	99		-		70-130	-		
Tertiary butyl Alcohol	90		-		70-130	-		
Methylene chloride	99		-		70-130	-		
3-Chloropropene	102		-		70-130	-		
Carbon disulfide	93		-		70-130	-		
Freon-113	100		-		70-130	-		
trans-1,2-Dichloroethene	99		-		70-130	-		
1,1-Dichloroethane	101		-		70-130	-		
Methyl tert butyl ether	99		-		70-130	-		
2-Butanone	100		-		70-130	-		
cis-1,2-Dichloroethene	104		-		70-130	-		

Lab Control Sample Analysis

Batch Quality Control

Project Name: CIR2101
Project Number: CIR2101

Lab Number: L2115831
Report Date: 04/09/21

Parameter	LCS %Recovery	Qual	LCSD %Recovery	Qual	%Recovery Limits	RPD	Qual	RPD Limits
Volatile Organics in Air - Mansfield Lab Associated sample(s): 01-04 Batch: WG1484001-3								
Ethyl Acetate	107		-		70-130	-		
Chloroform	102		-		70-130	-		
Tetrahydrofuran	99		-		70-130	-		
1,2-Dichloroethane	94		-		70-130	-		
n-Hexane	101		-		70-130	-		
1,1,1-Trichloroethane	94		-		70-130	-		
Benzene	96		-		70-130	-		
Carbon tetrachloride	97		-		70-130	-		
Cyclohexane	102		-		70-130	-		
1,2-Dichloropropane	100		-		70-130	-		
Bromodichloromethane	99		-		70-130	-		
1,4-Dioxane	104		-		70-130	-		
Trichloroethene	102		-		70-130	-		
2,2,4-Trimethylpentane	103		-		70-130	-		
Heptane	98		-		70-130	-		
cis-1,3-Dichloropropene	104		-		70-130	-		
4-Methyl-2-pentanone	100		-		70-130	-		
trans-1,3-Dichloropropene	88		-		70-130	-		
1,1,2-Trichloroethane	101		-		70-130	-		
Toluene	106		-		70-130	-		
2-Hexanone	102		-		70-130	-		
Dibromochloromethane	107		-		70-130	-		
1,2-Dibromoethane	104		-		70-130	-		

Lab Control Sample Analysis

Batch Quality Control

Project Name: CIR2101
Project Number: CIR2101

Lab Number: L2115831
Report Date: 04/09/21

Parameter	LCS %Recovery	Qual	LCSD %Recovery	Qual	%Recovery Limits	RPD	Qual	RPD Limits
Volatile Organics in Air - Mansfield Lab Associated sample(s): 01-04 Batch: WG1484001-3								
Tetrachloroethene	104		-		70-130	-		
Chlorobenzene	107		-		70-130	-		
Ethylbenzene	108		-		70-130	-		
p/m-Xylene	108		-		70-130	-		
Bromoform	112		-		70-130	-		
Styrene	108		-		70-130	-		
1,1,2,2-Tetrachloroethane	114		-		70-130	-		
o-Xylene	109		-		70-130	-		
4-Ethyltoluene	105		-		70-130	-		
1,3,5-Trimethylbenzene	107		-		70-130	-		
1,2,4-Trimethylbenzene	111		-		70-130	-		
Benzyl chloride	116		-		70-130	-		
1,3-Dichlorobenzene	113		-		70-130	-		
1,4-Dichlorobenzene	111		-		70-130	-		
1,2-Dichlorobenzene	112		-		70-130	-		
1,2,4-Trichlorobenzene	123		-		70-130	-		
Hexachlorobutadiene	115		-		70-130	-		

Lab Control Sample Analysis

Batch Quality Control

Project Name: CIR2101
Project Number: CIR2101

Lab Number: L2115831
Report Date: 04/09/21

Parameter	LCS %Recovery	Qual	LCSD %Recovery	Qual	%Recovery Limits	RPD	Qual	RPD Limits
Volatile Organics in Air by SIM - Mansfield Lab Associated sample(s): 01,03 Batch: WG1484003-3								
Vinyl chloride	100		-		70-130	-		25
1,1-Dichloroethene	99		-		70-130	-		25
cis-1,2-Dichloroethene	104		-		70-130	-		25
1,1,1-Trichloroethane	93		-		70-130	-		25
Carbon tetrachloride	93		-		70-130	-		25
Trichloroethene	99		-		70-130	-		25
Tetrachloroethene	104		-		70-130	-		25

Project Name: CIR2101 **Lab Number:** L2115831

Project Number: CIR2101 **Report Date:** 04/09/21

Canister and Flow Controller Information

Samplenum	Client ID	Media ID	Media Type	Date Prepared	Bottle Order	Cleaning Batch ID	Can Leak Check	Initial Pressure (in. Hg)	Pressure on Receipt (in. Hg)	Flow Controler Leak Chk	Flow Out mL/min	Flow In mL/min	% RPD
L2115831-01	AA-1	0016	Flow 5	03/29/21	347179		-	-	-	Pass	4.5	5.0	11
L2115831-01	AA-1	2043	2.7L Can	03/29/21	347179	L2114069-01	Pass	-29.2	-4.8	-	-	-	-
L2115831-02	SS001	02096	Flow 3	03/29/21	347179		-	-	-	Pass	4.5	4.9	9
L2115831-02	SS001	404	2.7L Can	03/29/21	347179	L2114288-06	Pass	-29.3	-6.0	-	-	-	-
L2115831-03	AA-2	0759	Flow 5	03/29/21	347179		-	-	-	Pass	4.5	5.4	18
L2115831-03	AA-2	3233	2.7L Can	03/29/21	347179	L2114069-01	Pass	-29.1	-6.6	-	-	-	-
L2115831-04	SS002	02093	Flow 3	03/29/21	347179		-	-	-	Pass	4.5	5.1	13
L2115831-04	SS002	254	2.7L Can	03/29/21	347179	L2114069-01	Pass	-29.3	-6.3	-	-	-	-

Project Name: BATCH CANISTER CERTIFICATION
Project Number: CANISTER QC BAT
Lab Number: L2114069
Report Date: 04/09/21

Air Canister Certification Results

Lab ID: L2114069-01
Client ID: CAN 367 SHELF 1
Sample Location:

Date Collected: 03/20/21 16:00
Date Received: 03/22/21
Field Prep: Not Specified

Sample Depth:
Matrix: Air
Anaytical Method: 48,TO-15
Analytical Date: 03/22/21 18:14
Analyst: TS

	ppbV			ug/m3				
Parameter	**Results**	**RL**	**MDL**	**Results**	**RL**	**MDL**	**Qualifier**	**Dilution Factor**
Volatile Organics in Air - Mansfield Lab								
Chlorodifluoromethane	ND	0.200	--	ND	0.707	--		1
Propylene	ND	0.500	--	ND	0.861	--		1
Propane	ND	0.500	--	ND	0.902	--		1
Dichlorodifluoromethane	ND	0.200	--	ND	0.989	--		1
Chloromethane	ND	0.200	--	ND	0.413	--		1
Freon-114	ND	0.200	--	ND	1.40	--		1
Methanol	ND	5.00	--	ND	6.55	--		1
Vinyl chloride	ND	0.200	--	ND	0.511	--		1
1,3-Butadiene	ND	0.200	--	ND	0.442	--		1
Butane	ND	0.200	--	ND	0.475	--		1
Bromomethane	ND	0.200	--	ND	0.777	--		1
Chloroethane	ND	0.200	--	ND	0.528	--		1
Ethanol	ND	5.00	--	ND	9.42	--		1
Dichlorofluoromethane	ND	0.200	--	ND	0.842	--		1
Vinyl bromide	ND	0.200	--	ND	0.874	--		1
Acrolein	ND	0.500	--	ND	1.15	--		1
Acetone	ND	1.00	--	ND	2.38	--		1
Acetonitrile	ND	0.200	--	ND	0.336	--		1
Trichlorofluoromethane	ND	0.200	--	ND	1.12	--		1
Isopropanol	ND	0.500	--	ND	1.23	--		1
Acrylonitrile	ND	0.500	--	ND	1.09	--		1
Pentane	ND	0.200	--	ND	0.590	--		1
Ethyl ether	ND	0.200	--	ND	0.606	--		1
1,1-Dichloroethene	ND	0.200	--	ND	0.793	--		1

Project Name: BATCH CANISTER CERTIFICATION
Project Number: CANISTER QC BAT
Lab Number: L2114069
Report Date: 04/09/21

Air Canister Certification Results

Lab ID: L2114069-01
Client ID: CAN 367 SHELF 1
Sample Location:

Date Collected: 03/20/21 16:00
Date Received: 03/22/21
Field Prep: Not Specified

Sample Depth:

Parameter	ppbV Results	ppbV RL	ppbV MDL	ug/m3 Results	ug/m3 RL	ug/m3 MDL	Qualifier	Dilution Factor
Volatile Organics in Air - Mansfield Lab								
Tertiary butyl Alcohol	ND	0.500	--	ND	1.52	--		1
Methylene chloride	ND	0.500	--	ND	1.74	--		1
3-Chloropropene	ND	0.200	--	ND	0.626	--		1
Carbon disulfide	ND	0.200	--	ND	0.623	--		1
Freon-113	ND	0.200	--	ND	1.53	--		1
trans-1,2-Dichloroethene	ND	0.200	--	ND	0.793	--		1
1,1-Dichloroethane	ND	0.200	--	ND	0.809	--		1
Methyl tert butyl ether	ND	0.200	--	ND	0.721	--		1
Vinyl acetate	ND	1.00	--	ND	3.52	--		1
Xylenes, total	ND	0.600	--	ND	0.869	--		1
2-Butanone	ND	0.500	--	ND	1.47	--		1
cis-1,2-Dichloroethene	ND	0.200	--	ND	0.793	--		1
Ethyl Acetate	ND	0.500	--	ND	1.80	--		1
Chloroform	ND	0.200	--	ND	0.977	--		1
Tetrahydrofuran	ND	0.500	--	ND	1.47	--		1
2,2-Dichloropropane	ND	0.200	--	ND	0.924	--		1
1,2-Dichloroethane	ND	0.200	--	ND	0.809	--		1
n-Hexane	ND	0.200	--	ND	0.705	--		1
Diisopropyl ether	ND	0.200	--	ND	0.836	--		1
tert-Butyl Ethyl Ether	ND	0.200	--	ND	0.836	--		1
1,2-Dichloroethene (total)	ND	1.00	--	ND	1.00	--		1
1,1,1-Trichloroethane	ND	0.200	--	ND	1.09	--		1
1,1-Dichloropropene	ND	0.200	--	ND	0.908	--		1
Benzene	ND	0.200	--	ND	0.639	--		1
Carbon tetrachloride	ND	0.200	--	ND	1.26	--		1
Cyclohexane	ND	0.200	--	ND	0.688	--		1
tert-Amyl Methyl Ether	ND	0.200	--	ND	0.836	--		1

Project Name: BATCH CANISTER CERTIFICATION
Project Number: CANISTER QC BAT
Lab Number: L2114069
Report Date: 04/09/21

Air Canister Certification Results

Lab ID: L2114069-01
Client ID: CAN 367 SHELF 1
Sample Location:

Date Collected: 03/20/21 16:00
Date Received: 03/22/21
Field Prep: Not Specified

Sample Depth:

Parameter	ppbV Results	ppbV RL	ppbV MDL	ug/m3 Results	ug/m3 RL	ug/m3 MDL	Qualifier	Dilution Factor
Volatile Organics in Air - Mansfield Lab								
Dibromomethane	ND	0.200	--	ND	1.42	--		1
1,2-Dichloropropane	ND	0.200	--	ND	0.924	--		1
Bromodichloromethane	ND	0.200	--	ND	1.34	--		1
1,4-Dioxane	ND	0.200	--	ND	0.721	--		1
Trichloroethene	ND	0.200	--	ND	1.07	--		1
2,2,4-Trimethylpentane	ND	0.200	--	ND	0.934	--		1
Methyl Methacrylate	ND	0.500	--	ND	2.05	--		1
Heptane	ND	0.200	--	ND	0.820	--		1
cis-1,3-Dichloropropene	ND	0.200	--	ND	0.908	--		1
4-Methyl-2-pentanone	ND	0.500	--	ND	2.05	--		1
trans-1,3-Dichloropropene	ND	0.200	--	ND	0.908	--		1
1,1,2-Trichloroethane	ND	0.200	--	ND	1.09	--		1
Toluene	ND	0.200	--	ND	0.754	--		1
1,3-Dichloropropane	ND	0.200	--	ND	0.924	--		1
2-Hexanone	ND	0.200	--	ND	0.820	--		1
Dibromochloromethane	ND	0.200	--	ND	1.70	--		1
1,2-Dibromoethane	ND	0.200	--	ND	1.54	--		1
Butyl acetate	ND	0.500	--	ND	2.38	--		1
Octane	ND	0.200	--	ND	0.934	--		1
Tetrachloroethene	ND	0.200	--	ND	1.36	--		1
1,1,1,2-Tetrachloroethane	ND	0.200	--	ND	1.37	--		1
Chlorobenzene	ND	0.200	--	ND	0.921	--		1
Ethylbenzene	ND	0.200	--	ND	0.869	--		1
p/m-Xylene	ND	0.400	--	ND	1.74	--		1
Bromoform	ND	0.200	--	ND	2.07	--		1
Styrene	ND	0.200	--	ND	0.852	--		1
1,1,2,2-Tetrachloroethane	ND	0.200	--	ND	1.37	--		1

Project Name: BATCH CANISTER CERTIFICATION
Project Number: CANISTER QC BAT
Lab Number: L2114069
Report Date: 04/09/21

Air Canister Certification Results

Lab ID: L2114069-01
Client ID: CAN 367 SHELF 1
Sample Location:

Date Collected: 03/20/21 16:00
Date Received: 03/22/21
Field Prep: Not Specified

Sample Depth:

Parameter	ppbV Results	ppbV RL	ppbV MDL	ug/m3 Results	ug/m3 RL	ug/m3 MDL	Qualifier	Dilution Factor
Volatile Organics in Air - Mansfield Lab								
o-Xylene	ND	0.200	--	ND	0.869	--		1
1,2,3-Trichloropropane	ND	0.200	--	ND	1.21	--		1
Nonane	ND	0.200	--	ND	1.05	--		1
Isopropylbenzene	ND	0.200	--	ND	0.983	--		1
Bromobenzene	ND	0.200	--	ND	0.793	--		1
2-Chlorotoluene	ND	0.200	--	ND	1.04	--		1
n-Propylbenzene	ND	0.200	--	ND	0.983	--		1
4-Chlorotoluene	ND	0.200	--	ND	1.04	--		1
4-Ethyltoluene	ND	0.200	--	ND	0.983	--		1
1,3,5-Trimethylbenzene	ND	0.200	--	ND	0.983	--		1
tert-Butylbenzene	ND	0.200	--	ND	1.10	--		1
1,2,4-Trimethylbenzene	ND	0.200	--	ND	0.983	--		1
Decane	ND	0.200	--	ND	1.16	--		1
Benzyl chloride	ND	0.200	--	ND	1.04	--		1
1,3-Dichlorobenzene	ND	0.200	--	ND	1.20	--		1
1,4-Dichlorobenzene	ND	0.200	--	ND	1.20	--		1
sec-Butylbenzene	ND	0.200	--	ND	1.10	--		1
p-Isopropyltoluene	ND	0.200	--	ND	1.10	--		1
1,2-Dichlorobenzene	ND	0.200	--	ND	1.20	--		1
n-Butylbenzene	ND	0.200	--	ND	1.10	--		1
1,2-Dibromo-3-chloropropane	ND	0.200	--	ND	1.93	--		1
Undecane	ND	0.200	--	ND	1.28	--		1
Dodecane	ND	0.200	--	ND	1.39	--		1
1,2,4-Trichlorobenzene	ND	0.200	--	ND	1.48	--		1
Naphthalene	ND	0.200	--	ND	1.05	--		1
1,2,3-Trichlorobenzene	ND	0.200	--	ND	1.48	--		1
Hexachlorobutadiene	ND	0.200	--	ND	2.13	--		1

Project Name: BATCH CANISTER CERTIFICATION
Project Number: CANISTER QC BAT
Lab Number: L2114069
Report Date: 04/09/21

Air Canister Certification Results

Lab ID: L2114069-01
Client ID: CAN 367 SHELF 1
Sample Location:

Date Collected: 03/20/21 16:00
Date Received: 03/22/21
Field Prep: Not Specified

Sample Depth:

Parameter	ppbV Results	ppbV RL	ppbV MDL	ug/m3 Results	ug/m3 RL	ug/m3 MDL	Qualifier	Dilution Factor
Volatile Organics in Air - Mansfield Lab								

	Results	Qualifier	Units	RDL	Dilution Factor
Tentatively Identified Compounds					

No Tentatively Identified Compounds

Internal Standard	% Recovery	Qualifier	Acceptance Criteria
1,4-Difluorobenzene	87		60-140
Bromochloromethane	91		60-140
chlorobenzene-d5	85		60-140

Project Name: BATCH CANISTER CERTIFICATION
Project Number: CANISTER QC BAT
Lab Number: L2114069
Report Date: 04/09/21

Air Canister Certification Results

Lab ID: L2114069-01
Client ID: CAN 367 SHELF 1
Sample Location:

Date Collected: 03/20/21 16:00
Date Received: 03/22/21
Field Prep: Not Specified

Sample Depth:
Matrix: Air
Anaytical Method: 48,TO-15-SIM
Analytical Date: 03/22/21 18:14
Analyst: TS

	ppbV			ug/m3				
Parameter	**Results**	**RL**	**MDL**	**Results**	**RL**	**MDL**	**Qualifier**	**Dilution Factor**
Volatile Organics in Air by SIM - Mansfield Lab								
Dichlorodifluoromethane	ND	0.200	--	ND	0.989	--		1
Chloromethane	ND	0.200	--	ND	0.413	--		1
Freon-114	ND	0.050	--	ND	0.349	--		1
Vinyl chloride	ND	0.020	--	ND	0.051	--		1
1,3-Butadiene	ND	0.020	--	ND	0.044	--		1
Bromomethane	ND	0.020	--	ND	0.078	--		1
Chloroethane	ND	0.100	--	ND	0.264	--		1
Acrolein	ND	0.050	--	ND	0.115	--		1
Acetone	ND	1.00	--	ND	2.38	--		1
Trichlorofluoromethane	ND	0.050	--	ND	0.281	--		1
Acrylonitrile	ND	0.500	--	ND	1.09	--		1
1,1-Dichloroethene	ND	0.020	--	ND	0.079	--		1
Methylene chloride	ND	0.500	--	ND	1.74	--		1
Freon-113	ND	0.050	--	ND	0.383	--		1
trans-1,2-Dichloroethene	ND	0.020	--	ND	0.079	--		1
1,1-Dichloroethane	ND	0.020	--	ND	0.081	--		1
Methyl tert butyl ether	ND	0.200	--	ND	0.721	--		1
2-Butanone	ND	0.500	--	ND	1.47	--		1
cis-1,2-Dichloroethene	ND	0.020	--	ND	0.079	--		1
Chloroform	ND	0.020	--	ND	0.098	--		1
1,2-Dichloroethane	ND	0.020	--	ND	0.081	--		1
1,1,1-Trichloroethane	ND	0.020	--	ND	0.109	--		1
Benzene	ND	0.100	--	ND	0.319	--		1
Carbon tetrachloride	ND	0.020	--	ND	0.126	--		1

Project Name: BATCH CANISTER CERTIFICATION **Lab Number:** L2114069

Project Number: CANISTER QC BAT **Report Date:** 04/09/21

Air Canister Certification Results

Lab ID: L2114069-01
Client ID: CAN 367 SHELF 1
Sample Location:

Date Collected: 03/20/21 16:00
Date Received: 03/22/21
Field Prep: Not Specified

Sample Depth:

Parameter	ppbV Results	ppbV RL	ppbV MDL	ug/m3 Results	ug/m3 RL	ug/m3 MDL	Qualifier	Dilution Factor
Volatile Organics in Air by SIM - Mansfield Lab								
1,2-Dichloropropane	ND	0.020	--	ND	0.092	--		1
Bromodichloromethane	ND	0.020	--	ND	0.134	--		1
1,4-Dioxane	ND	0.100	--	ND	0.360	--		1
Trichloroethene	ND	0.020	--	ND	0.107	--		1
cis-1,3-Dichloropropene	ND	0.020	--	ND	0.091	--		1
4-Methyl-2-pentanone	ND	0.500	--	ND	2.05	--		1
trans-1,3-Dichloropropene	ND	0.020	--	ND	0.091	--		1
1,1,2-Trichloroethane	ND	0.020	--	ND	0.109	--		1
Toluene	ND	0.050	--	ND	0.188	--		1
Dibromochloromethane	ND	0.020	--	ND	0.170	--		1
1,2-Dibromoethane	ND	0.020	--	ND	0.154	--		1
Tetrachloroethene	ND	0.020	--	ND	0.136	--		1
1,1,1,2-Tetrachloroethane	ND	0.020	--	ND	0.137	--		1
Chlorobenzene	ND	0.100	--	ND	0.461	--		1
Ethylbenzene	ND	0.020	--	ND	0.087	--		1
p/m-Xylene	ND	0.040	--	ND	0.174	--		1
Bromoform	ND	0.020	--	ND	0.207	--		1
Styrene	ND	0.020	--	ND	0.085	--		1
1,1,2,2-Tetrachloroethane	ND	0.020	--	ND	0.137	--		1
o-Xylene	ND	0.020	--	ND	0.087	--		1
Isopropylbenzene	ND	0.200	--	ND	0.983	--		1
4-Ethyltoluene	ND	0.020	--	ND	0.098	--		1
1,3,5-Trimethybenzene	ND	0.020	--	ND	0.098	--		1
1,2,4-Trimethylbenzene	ND	0.020	--	ND	0.098	--		1
Benzyl chloride	ND	0.200	--	ND	1.04	--		1
1,3-Dichlorobenzene	ND	0.020	--	ND	0.120	--		1
1,4-Dichlorobenzene	ND	0.020	--	ND	0.120	--		1

Project Name: BATCH CANISTER CERTIFICATION
Project Number: CANISTER QC BAT
Lab Number: L2114069
Report Date: 04/09/21

Air Canister Certification Results

Lab ID: L2114069-01
Client ID: CAN 367 SHELF 1
Sample Location:

Date Collected: 03/20/21 16:00
Date Received: 03/22/21
Field Prep: Not Specified

Sample Depth:

Parameter	ppbV Results	ppbV RL	ppbV MDL	ug/m3 Results	ug/m3 RL	ug/m3 MDL	Qualifier	Dilution Factor
Volatile Organics in Air by SIM - Mansfield Lab								
sec-Butylbenzene	ND	0.200	--	ND	1.10	--		1
p-Isopropyltoluene	ND	0.200	--	ND	1.10	--		1
1,2-Dichlorobenzene	ND	0.020	--	ND	0.120	--		1
n-Butylbenzene	ND	0.200	--	ND	1.10	--		1
1,2,4-Trichlorobenzene	ND	0.050	--	ND	0.371	--		1
Naphthalene	ND	0.050	--	ND	0.262	--		1
1,2,3-Trichlorobenzene	ND	0.050	--	ND	0.371	--		1
Hexachlorobutadiene	ND	0.050	--	ND	0.533	--		1

Internal Standard	% Recovery	Qualifier	Acceptance Criteria
1,4-difluorobenzene	91		60-140
bromochloromethane	94		60-140
chlorobenzene-d5	91		60-140

Project Name: BATCH CANISTER CERTIFICATION
Project Number: CANISTER QC BAT
Lab Number: L2114288
Report Date: 04/09/21

Air Canister Certification Results

Lab ID: L2114288-06
Client ID: CAN 2276 SHELF 4
Sample Location:

Date Collected: 03/23/21 09:00
Date Received: 03/23/21
Field Prep: Not Specified

Sample Depth:
Matrix: Air
Anaytical Method: 48,TO-15
Analytical Date: 03/23/21 20:15
Analyst: TS

	ppbV			ug/m3				
Parameter	**Results**	**RL**	**MDL**	**Results**	**RL**	**MDL**	**Qualifier**	**Dilution Factor**
Volatile Organics in Air - Mansfield Lab								
Chlorodifluoromethane	ND	0.200	--	ND	0.707	--		1
Propylene	ND	0.500	--	ND	0.861	--		1
Propane	ND	0.500	--	ND	0.902	--		1
Dichlorodifluoromethane	ND	0.200	--	ND	0.989	--		1
Chloromethane	ND	0.200	--	ND	0.413	--		1
Freon-114	ND	0.200	--	ND	1.40	--		1
Methanol	ND	5.00	--	ND	6.55	--		1
Vinyl chloride	ND	0.200	--	ND	0.511	--		1
1,3-Butadiene	ND	0.200	--	ND	0.442	--		1
Butane	ND	0.200	--	ND	0.475	--		1
Bromomethane	ND	0.200	--	ND	0.777	--		1
Chloroethane	ND	0.200	--	ND	0.528	--		1
Ethanol	ND	5.00	--	ND	9.42	--		1
Dichlorofluoromethane	ND	0.200	--	ND	0.842	--		1
Vinyl bromide	ND	0.200	--	ND	0.874	--		1
Acrolein	ND	0.500	--	ND	1.15	--		1
Acetone	ND	1.00	--	ND	2.38	--		1
Acetonitrile	ND	0.200	--	ND	0.336	--		1
Trichlorofluoromethane	ND	0.200	--	ND	1.12	--		1
Isopropanol	ND	0.500	--	ND	1.23	--		1
Acrylonitrile	ND	0.500	--	ND	1.09	--		1
Pentane	ND	0.200	--	ND	0.590	--		1
Ethyl ether	ND	0.200	--	ND	0.606	--		1
1,1-Dichloroethene	ND	0.200	--	ND	0.793	--		1

Project Name: BATCH CANISTER CERTIFICATION **Lab Number:** L2114288

Project Number: CANISTER QC BAT **Report Date:** 04/09/21

Air Canister Certification Results

Lab ID: L2114288-06
Client ID: CAN 2276 SHELF 4
Sample Location:

Date Collected: 03/23/21 09:00
Date Received: 03/23/21
Field Prep: Not Specified

Sample Depth:

Parameter	ppbV Results	ppbV RL	ppbV MDL	ug/m3 Results	ug/m3 RL	ug/m3 MDL	Qualifier	Dilution Factor
Volatile Organics in Air - Mansfield Lab								
Tertiary butyl Alcohol	ND	0.500	--	ND	1.52	--		1
Methylene chloride	ND	0.500	--	ND	1.74	--		1
3-Chloropropene	ND	0.200	--	ND	0.626	--		1
Carbon disulfide	ND	0.200	--	ND	0.623	--		1
Freon-113	ND	0.200	--	ND	1.53	--		1
trans-1,2-Dichloroethene	ND	0.200	--	ND	0.793	--		1
1,1-Dichloroethane	ND	0.200	--	ND	0.809	--		1
Methyl tert butyl ether	ND	0.200	--	ND	0.721	--		1
Vinyl acetate	ND	1.00	--	ND	3.52	--		1
2-Butanone	ND	0.500	--	ND	1.47	--		1
Xylenes, total	ND	0.600	--	ND	0.869	--		1
cis-1,2-Dichloroethene	ND	0.200	--	ND	0.793	--		1
Ethyl Acetate	ND	0.500	--	ND	1.80	--		1
Chloroform	ND	0.200	--	ND	0.977	--		1
Tetrahydrofuran	ND	0.500	--	ND	1.47	--		1
2,2-Dichloropropane	ND	0.200	--	ND	0.924	--		1
1,2-Dichloroethane	ND	0.200	--	ND	0.809	--		1
n-Hexane	ND	0.200	--	ND	0.705	--		1
Diisopropyl ether	ND	0.200	--	ND	0.836	--		1
tert-Butyl Ethyl Ether	ND	0.200	--	ND	0.836	--		1
1,2-Dichloroethene (total)	ND	1.00	--	ND	1.00	--		1
1,1,1-Trichloroethane	ND	0.200	--	ND	1.09	--		1
1,1-Dichloropropene	ND	0.200	--	ND	0.908	--		1
Benzene	ND	0.200	--	ND	0.639	--		1
Carbon tetrachloride	ND	0.200	--	ND	1.26	--		1
Cyclohexane	ND	0.200	--	ND	0.688	--		1
tert-Amyl Methyl Ether	ND	0.200	--	ND	0.836	--		1

Project Name: BATCH CANISTER CERTIFICATION
Project Number: CANISTER QC BAT
Lab Number: L2114288
Report Date: 04/09/21

Air Canister Certification Results

Lab ID: L2114288-06
Client ID: CAN 2276 SHELF 4
Sample Location:

Date Collected: 03/23/21 09:00
Date Received: 03/23/21
Field Prep: Not Specified

Sample Depth:

Parameter	ppbV Results	ppbV RL	ppbV MDL	ug/m3 Results	ug/m3 RL	ug/m3 MDL	Qualifier	Dilution Factor
Volatile Organics in Air - Mansfield Lab								
Dibromomethane	ND	0.200	--	ND	1.42	--		1
1,2-Dichloropropane	ND	0.200	--	ND	0.924	--		1
Bromodichloromethane	ND	0.200	--	ND	1.34	--		1
1,4-Dioxane	ND	0.200	--	ND	0.721	--		1
Trichloroethene	ND	0.200	--	ND	1.07	--		1
2,2,4-Trimethylpentane	ND	0.200	--	ND	0.934	--		1
Methyl Methacrylate	ND	0.500	--	ND	2.05	--		1
Heptane	ND	0.200	--	ND	0.820	--		1
cis-1,3-Dichloropropene	ND	0.200	--	ND	0.908	--		1
4-Methyl-2-pentanone	ND	0.500	--	ND	2.05	--		1
trans-1,3-Dichloropropene	ND	0.200	--	ND	0.908	--		1
1,1,2-Trichloroethane	ND	0.200	--	ND	1.09	--		1
Toluene	ND	0.200	--	ND	0.754	--		1
1,3-Dichloropropane	ND	0.200	--	ND	0.924	--		1
2-Hexanone	ND	0.200	--	ND	0.820	--		1
Dibromochloromethane	ND	0.200	--	ND	1.70	--		1
1,2-Dibromoethane	ND	0.200	--	ND	1.54	--		1
Butyl acetate	ND	0.500	--	ND	2.38	--		1
Octane	ND	0.200	--	ND	0.934	--		1
Tetrachloroethene	ND	0.200	--	ND	1.36	--		1
1,1,1,2-Tetrachloroethane	ND	0.200	--	ND	1.37	--		1
Chlorobenzene	ND	0.200	--	ND	0.921	--		1
Ethylbenzene	ND	0.200	--	ND	0.869	--		1
p/m-Xylene	ND	0.400	--	ND	1.74	--		1
Bromoform	ND	0.200	--	ND	2.07	--		1
Styrene	ND	0.200	--	ND	0.852	--		1
1,1,2,2-Tetrachloroethane	ND	0.200	--	ND	1.37	--		1

Project Name: BATCH CANISTER CERTIFICATION
Project Number: CANISTER QC BAT
Lab Number: L2114288
Report Date: 04/09/21

Air Canister Certification Results

Lab ID: L2114288-06
Client ID: CAN 2276 SHELF 4
Sample Location:

Date Collected: 03/23/21 09:00
Date Received: 03/23/21
Field Prep: Not Specified

Sample Depth:

Parameter	ppbV Results	ppbV RL	ppbV MDL	ug/m3 Results	ug/m3 RL	ug/m3 MDL	Qualifier	Dilution Factor
Volatile Organics in Air - Mansfield Lab								
o-Xylene	ND	0.200	--	ND	0.869	--		1
1,2,3-Trichloropropane	ND	0.200	--	ND	1.21	--		1
Nonane	ND	0.200	--	ND	1.05	--		1
Isopropylbenzene	ND	0.200	--	ND	0.983	--		1
Bromobenzene	ND	0.200	--	ND	0.793	--		1
2-Chlorotoluene	ND	0.200	--	ND	1.04	--		1
n-Propylbenzene	ND	0.200	--	ND	0.983	--		1
4-Chlorotoluene	ND	0.200	--	ND	1.04	--		1
4-Ethyltoluene	ND	0.200	--	ND	0.983	--		1
1,3,5-Trimethylbenzene	ND	0.200	--	ND	0.983	--		1
tert-Butylbenzene	ND	0.200	--	ND	1.10	--		1
1,2,4-Trimethylbenzene	ND	0.200	--	ND	0.983	--		1
Decane	ND	0.200	--	ND	1.16	--		1
Benzyl chloride	ND	0.200	--	ND	1.04	--		1
1,3-Dichlorobenzene	ND	0.200	--	ND	1.20	--		1
1,4-Dichlorobenzene	ND	0.200	--	ND	1.20	--		1
sec-Butylbenzene	ND	0.200	--	ND	1.10	--		1
p-Isopropyltoluene	ND	0.200	--	ND	1.10	--		1
1,2-Dichlorobenzene	ND	0.200	--	ND	1.20	--		1
n-Butylbenzene	ND	0.200	--	ND	1.10	--		1
1,2-Dibromo-3-chloropropane	ND	0.200	--	ND	1.93	--		1
Undecane	ND	0.200	--	ND	1.28	--		1
Dodecane	ND	0.200	--	ND	1.39	--		1
1,2,4-Trichlorobenzene	ND	0.200	--	ND	1.48	--		1
Naphthalene	ND	0.200	--	ND	1.05	--		1
1,2,3-Trichlorobenzene	ND	0.200	--	ND	1.48	--		1
Hexachlorobutadiene	ND	0.200	--	ND	2.13	--		1

Project Name: BATCH CANISTER CERTIFICATION
Project Number: CANISTER QC BAT
Lab Number: L2114288
Report Date: 04/09/21

Air Canister Certification Results

Lab ID: L2114288-06
Client ID: CAN 2276 SHELF 4
Sample Location:

Date Collected: 03/23/21 09:00
Date Received: 03/23/21
Field Prep: Not Specified

Sample Depth:

Parameter	ppbV Results	ppbV RL	ppbV MDL	ug/m3 Results	ug/m3 RL	ug/m3 MDL	Qualifier	Dilution Factor
Volatile Organics in Air - Mansfield Lab								

	Results	Qualifier	Units	RDL	Dilution Factor
Tentatively Identified Compounds					

No Tentatively Identified Compounds

Internal Standard	% Recovery	Qualifier	Acceptance Criteria
1,4-Difluorobenzene	75		60-140
Bromochloromethane	85		60-140
chlorobenzene-d5	78		60-140

Project Name: BATCH CANISTER CERTIFICATION
Project Number: CANISTER QC BAT
Lab Number: L2114288
Report Date: 04/09/21

Air Canister Certification Results

Lab ID: L2114288-06
Client ID: CAN 2276 SHELF 4
Sample Location:

Date Collected: 03/23/21 09:00
Date Received: 03/23/21
Field Prep: Not Specified

Sample Depth:
Matrix: Air
Anaytical Method: 48,TO-15-SIM
Analytical Date: 03/23/21 20:15
Analyst: TS

	ppbV			ug/m3				
Parameter	**Results**	**RL**	**MDL**	**Results**	**RL**	**MDL**	**Qualifier**	**Dilution Factor**
Volatile Organics in Air by SIM - Mansfield Lab								
Dichlorodifluoromethane	ND	0.200	--	ND	0.989	--		1
Chloromethane	ND	0.200	--	ND	0.413	--		1
Freon-114	ND	0.050	--	ND	0.349	--		1
Vinyl chloride	ND	0.020	--	ND	0.051	--		1
1,3-Butadiene	ND	0.020	--	ND	0.044	--		1
Bromomethane	ND	0.020	--	ND	0.078	--		1
Chloroethane	ND	0.100	--	ND	0.264	--		1
Acrolein	ND	0.050	--	ND	0.115	--		1
Acetone	ND	1.00	--	ND	2.38	--		1
Trichlorofluoromethane	ND	0.050	--	ND	0.281	--		1
Acrylonitrile	ND	0.500	--	ND	1.09	--		1
1,1-Dichloroethene	ND	0.020	--	ND	0.079	--		1
Methylene chloride	ND	0.500	--	ND	1.74	--		1
Freon-113	ND	0.050	--	ND	0.383	--		1
trans-1,2-Dichloroethene	ND	0.020	--	ND	0.079	--		1
1,1-Dichloroethane	ND	0.020	--	ND	0.081	--		1
Methyl tert butyl ether	ND	0.200	--	ND	0.721	--		1
2-Butanone	ND	0.500	--	ND	1.47	--		1
cis-1,2-Dichloroethene	ND	0.020	--	ND	0.079	--		1
Chloroform	ND	0.020	--	ND	0.098	--		1
1,2-Dichloroethane	ND	0.020	--	ND	0.081	--		1
1,1,1-Trichloroethane	ND	0.020	--	ND	0.109	--		1
Benzene	ND	0.100	--	ND	0.319	--		1
Carbon tetrachloride	ND	0.020	--	ND	0.126	--		1

Project Name: BATCH CANISTER CERTIFICATION **Lab Number:** L2114288

Project Number: CANISTER QC BAT **Report Date:** 04/09/21

Air Canister Certification Results

Lab ID: L2114288-06
Client ID: CAN 2276 SHELF 4
Sample Location:

Date Collected: 03/23/21 09:00
Date Received: 03/23/21
Field Prep: Not Specified

Sample Depth:

Parameter	ppbV Results	ppbV RL	ppbV MDL	ug/m3 Results	ug/m3 RL	ug/m3 MDL	Qualifier	Dilution Factor
Volatile Organics in Air by SIM - Mansfield Lab								
1,2-Dichloropropane	ND	0.020	--	ND	0.092	--		1
Bromodichloromethane	ND	0.020	--	ND	0.134	--		1
1,4-Dioxane	ND	0.100	--	ND	0.360	--		1
Trichloroethene	ND	0.020	--	ND	0.107	--		1
cis-1,3-Dichloropropene	ND	0.020	--	ND	0.091	--		1
4-Methyl-2-pentanone	ND	0.500	--	ND	2.05	--		1
trans-1,3-Dichloropropene	ND	0.020	--	ND	0.091	--		1
1,1,2-Trichloroethane	ND	0.020	--	ND	0.109	--		1
Toluene	ND	0.050	--	ND	0.188	--		1
Dibromochloromethane	ND	0.020	--	ND	0.170	--		1
1,2-Dibromoethane	ND	0.020	--	ND	0.154	--		1
Tetrachloroethene	ND	0.020	--	ND	0.136	--		1
1,1,1,2-Tetrachloroethane	ND	0.020	--	ND	0.137	--		1
Chlorobenzene	ND	0.100	--	ND	0.461	--		1
Ethylbenzene	ND	0.020	--	ND	0.087	--		1
p/m-Xylene	ND	0.040	--	ND	0.174	--		1
Bromoform	ND	0.020	--	ND	0.207	--		1
Styrene	ND	0.020	--	ND	0.085	--		1
1,1,2,2-Tetrachloroethane	ND	0.020	--	ND	0.137	--		1
o-Xylene	ND	0.020	--	ND	0.087	--		1
Isopropylbenzene	ND	0.200	--	ND	0.983	--		1
4-Ethyltoluene	ND	0.020	--	ND	0.098	--		1
1,3,5-Trimethybenzene	ND	0.020	--	ND	0.098	--		1
1,2,4-Trimethylbenzene	ND	0.020	--	ND	0.098	--		1
Benzyl chloride	ND	0.200	--	ND	1.04	--		1
1,3-Dichlorobenzene	ND	0.020	--	ND	0.120	--		1
1,4-Dichlorobenzene	ND	0.020	--	ND	0.120	--		1

Project Name: BATCH CANISTER CERTIFICATION
Project Number: CANISTER QC BAT
Lab Number: L2114288
Report Date: 04/09/21

Air Canister Certification Results

Lab ID: L2114288-06
Client ID: CAN 2276 SHELF 4
Sample Location:

Date Collected: 03/23/21 09:00
Date Received: 03/23/21
Field Prep: Not Specified

Sample Depth:

Parameter	ppbV Results	ppbV RL	ppbV MDL	ug/m3 Results	ug/m3 RL	ug/m3 MDL	Qualifier	Dilution Factor
Volatile Organics in Air by SIM - Mansfield Lab								
sec-Butylbenzene	ND	0.200	--	ND	1.10	--		1
p-Isopropyltoluene	ND	0.200	--	ND	1.10	--		1
1,2-Dichlorobenzene	ND	0.020	--	ND	0.120	--		1
n-Butylbenzene	ND	0.200	--	ND	1.10	--		1
1,2,4-Trichlorobenzene	ND	0.050	--	ND	0.371	--		1
Naphthalene	ND	0.050	--	ND	0.262	--		1
1,2,3-Trichlorobenzene	ND	0.050	--	ND	0.371	--		1
Hexachlorobutadiene	ND	0.050	--	ND	0.533	--		1

Internal Standard	% Recovery	Qualifier	Acceptance Criteria
1,4-difluorobenzene	79		60-140
bromochloromethane	90		60-140
chlorobenzene-d5	84		60-140

Project Name: CIR2101
Project Number: CIR2101

Lab Number: L2115831
Report Date: 04/09/21

Sample Receipt and Container Information

Were project specific reporting limits specified? YES

Cooler Information

Cooler	Custody Seal
NA	Absent

Container Information

Container ID	Container Type	Cooler	Initial pH	Final pH	Temp deg C	Pres	Seal	Frozen Date/Time	Analysis(*)
L2115831-01A	Canister - 2.7 Liter	NA	NA			Y	Absent		TO15-LL(30),TO15-SIM(30)
L2115831-02A	Canister - 2.7 Liter	NA	NA			Y	Absent		TO15-LL(30)
L2115831-03A	Canister - 2.7 Liter	NA	NA			Y	Absent		TO15-SIM(30),TO15-LL(30)
L2115831-04A	Canister - 2.7 Liter	NA	NA			Y	Absent		TO15-LL(30)

*Values in parentheses indicate holding time in days

Project Name:	CIR2101	**Lab Number:**	L2115831
Project Number:	CIR2101	**Report Date:**	04/09/21

GLOSSARY

Acronyms

DL - Detection Limit: This value represents the level to which target analyte concentrations are reported as estimated values, when those target analyte concentrations are quantified below the limit of quantitation (LOQ). The DL includes any adjustments from dilutions, concentrations or moisture content, where applicable. (DoD report formats only.)

EDL - Estimated Detection Limit: This value represents the level to which target analyte concentrations are reported as estimated values, when those target analyte concentrations are quantified below the reporting limit (RL). The EDL includes any adjustments from dilutions, concentrations or moisture content, where applicable. The use of EDLs is specific to the analysis of PAHs using Solid-Phase Microextraction (SPME).

EMPC - Estimated Maximum Possible Concentration: The concentration that results from the signal present at the retention time of an analyte when the ions meet all of the identification criteria except the ion abundance ratio criteria. An EMPC is a worst-case estimate of the concentration.

EPA - Environmental Protection Agency.

LCS - Laboratory Control Sample: A sample matrix, free from the analytes of interest, spiked with verified known amounts of analytes or a material containing known and verified amounts of analytes.

LCSD - Laboratory Control Sample Duplicate: Refer to LCS.

LFB - Laboratory Fortified Blank: A sample matrix, free from the analytes of interest, spiked with verified known amounts of analytes or a material containing known and verified amounts of analytes.

LOD - Limit of Detection: This value represents the level to which a target analyte can reliably be detected for a specific analyte in a specific matrix by a specific method. The LOD includes any adjustments from dilutions, concentrations or moisture content, where applicable. (DoD report formats only.)

LOQ - Limit of Quantitation: The value at which an instrument can accurately measure an analyte at a specific concentration. The LOQ includes any adjustments from dilutions, concentrations or moisture content, where applicable. (DoD report formats only.)

Limit of Quantitation: The value at which an instrument can accurately measure an analyte at a specific concentration. The LOQ includes any adjustments from dilutions, concentrations or moisture content, where applicable. (DoD report formats only.)

MDL - Method Detection Limit: This value represents the level to which target analyte concentrations are reported as estimated values, when those target analyte concentrations are quantified below the reporting limit (RL). The MDL includes any adjustments from dilutions, concentrations or moisture content, where applicable.

MS - Matrix Spike Sample: A sample prepared by adding a known mass of target analyte to a specified amount of matrix sample for which an independent estimate of target analyte concentration is available. For Method 332.0, the spike recovery is calculated using the native concentration, including estimated values.

MSD - Matrix Spike Sample Duplicate: Refer to MS.

NA - Not Applicable.

NC - Not Calculated: Term is utilized when one or more of the results utilized in the calculation are non-detect at the parameter's reporting unit.

NDPA/DPA - N-Nitrosodiphenylamine/Diphenylamine.

NI - Not Ignitable.

NP - Non-Plastic: Term is utilized for the analysis of Atterberg Limits in soil.

NR - No Results: Term is utilized when 'No Target Compounds Requested' is reported for the analysis of Volatile or Semivolatile Organic TIC only requests.

RL - Reporting Limit: The value at which an instrument can accurately measure an analyte at a specific concentration. The RL includes any adjustments from dilutions, concentrations or moisture content, where applicable.

RPD - Relative Percent Difference: The results from matrix and/or matrix spike duplicates are primarily designed to assess the precision of analytical results in a given matrix and are expressed as relative percent difference (RPD). Values which are less than five times the reporting limit for any individual parameter are evaluated by utilizing the absolute difference between the values; although the RPD value will be provided in the report.

SRM - Standard Reference Material: A reference sample of a known or certified value that is of the same or similar matrix as the associated field samples.

STLP - Semi-dynamic Tank Leaching Procedure per EPA Method 1315.

TEF - Toxic Equivalency Factors: The values assigned to each dioxin and furan to evaluate their toxicity relative to 2,3,7,8-TCDD.

TEQ - Toxic Equivalent: The measure of a sample's toxicity derived by multiplying each dioxin and furan by its corresponding TEF and then summing the resulting values.

TIC - Tentatively Identified Compound: A compound that has been identified to be present and is not part of the target compound list (TCL) for the method and/or program. All TICs are qualitatively identified and reported as estimated concentrations.

Report Format: Data Usability Report

Project Name:	CIR2101	**Lab Number:**	L2115831
Project Number:	CIR2101	**Report Date:**	04/09/21

Footnotes

1 - The reference for this analyte should be considered modified since this analyte is absent from the target analyte list of the original method.

Terms

Analytical Method: Both the document from which the method originates and the analytical reference method. (Example: EPA 8260B is shown as 1,8260B.) The codes for the reference method documents are provided in the References section of the Addendum.

Difference: With respect to Total Oxidizable Precursor (TOP) Assay analysis, the difference is defined as the Post-Treatment value minus the Pre-Treatment value.

Final pH: As it pertains to Sample Receipt & Container Information section of the report, Final pH reflects pH of container determined after adjustment at the laboratory, if applicable. If no adjustment required, value reflects Initial pH.

Frozen Date/Time: With respect to Volatile Organics in soil, Frozen Date/Time reflects the date/time at which associated Reagent Water-preserved vials were initially frozen. Note: If frozen date/time is beyond 48 hours from sample collection, value will be reflected in 'bold'.

Initial pH: As it pertains to Sample Receipt & Container Information section of the report, Initial pH reflects pH of container determined upon receipt, if applicable.

PAH Total: With respect to Alkylated PAH analyses, the 'PAHs, Total' result is defined as the summation of results for all or a subset of the following compounds: Naphthalene, C1-C4 Naphthalenes, 2-Methylnaphthalene, 1-Methylnaphthalene, Biphenyl, Acenaphthylene, Acenaphthene, Fluorene, C1-C3 Fluorenes, Phenanthrene, C1-C4 Phenanthrenes/Anthracenes, Anthracene, Fluoranthene, Pyrene, C1-C4 Fluoranthenes/Pyrenes, Benz(a)anthracene, Chrysene, C1-C4 Chrysenes, Benzo(b)fluoranthene, Benzo(j)+(k)fluoranthene, Benzo(e)pyrene, Benzo(a)pyrene, Perylene, Indeno(1,2,3-cd)pyrene, Dibenz(ah)+(ac)anthracene, Benzo(g,h,i)perylene. If a 'Total' result is requested, the results of its individual components will also be reported.

PFAS Total: With respect to PFAS analyses, the 'PFAS, Total (5)' result is defined as the summation of results for: PFHpA, PFHxS, PFOA, PFNA and PFOS. In addition, the 'PFAS, Total (6)' result is defined as the summation of results at or above the RL for: PFHpA, PFHxS, PFOA, PFNA, PFDA and PFOS. (Note: 'PFAS, Total (6)' is applicable to MassDEP DW compliance analysis only.). If a 'Total' result is requested, the results of its individual components will also be reported.

The target compound Chlordane (CAS No. 57-74-9) is reported for GC ECD analyses. Per EPA,this compound "refers to a mixture of chlordane isomers, other chlorinated hydrocarbons and numerous other components." (Reference: USEPA Toxicological Review of Chlordane, In Support of Summary Information on the Integrated Risk Information System (IRIS), December 1997.)

Total: With respect to Organic analyses, a 'Total' result is defined as the summation of results for individual isomers or Aroclors. If a 'Total' result is requested, the results of its individual components will also be reported. This is applicable to 'Total' results for methods 8260, 8081 and 8082.

Data Qualifiers

A - Spectra identified as "Aldol Condensates" are byproducts of the extraction/concentration procedures when acetone is introduced in the process.

B - The analyte was detected above the reporting limit in the associated method blank. Flag only applies to associated field samples that have detectable concentrations of the analyte at less than ten times (10x) the concentration found in the blank. For MCP-related projects, flag only applies to associated field samples that have detectable concentrations of the analyte at less than ten times (10x) the concentration found in the blank. For DOD-related projects, flag only applies to associated field samples that have detectable concentrations of the analyte at less than ten times (10x) the concentration found in the blank AND the analyte was detected above one-half the reporting limit (or above the reporting limit for common lab contaminants) in the associated method blank. For NJ-Air-related projects, flag only applies to associated field samples that have detectable concentrations of the analyte above the reporting limit. For NJ-related projects (excluding Air), flag only applies to associated field samples that have detectable concentrations of the analyte, which was detected above the reporting limit in the associated method blank or above five times the reporting limit for common lab contaminants (Phthalates, Acetone, Methylene Chloride, 2-Butanone).

C - Co-elution: The target analyte co-elutes with a known lab standard (i.e. surrogate, internal standards, etc.) for co-extracted analyses.

D - Concentration of analyte was quantified from diluted analysis. Flag only applies to field samples that have detectable concentrations of the analyte.

E - Concentration of analyte exceeds the range of the calibration curve and/or linear range of the instrument.

F - The ratio of quantifier ion response to qualifier ion response falls outside of the laboratory criteria. Results are considered to be an estimated maximum concentration.

G - The concentration may be biased high due to matrix interferences (i.e, co-elution) with non-target compound(s). The result should be considered estimated.

H - The analysis of pH was performed beyond the regulatory-required holding time of 15 minutes from the time of sample collection.

I - The lower value for the two columns has been reported due to obvious interference.

J - Estimated value. This represents an estimated concentration for Tentatively Identified Compounds (TICs).

M - Reporting Limit (RL) exceeds the MCP CAM Reporting Limit for this analyte.

ND - Not detected at the reporting limit (RL) for the sample.

NJ - Presumptive evidence of compound. This represents an estimated concentration for Tentatively Identified Compounds (TICs), where

Report Format: Data Usability Report

Project Name:	CIR2101	**Lab Number:**	L2115831
Project Number:	CIR2101	**Report Date:**	04/09/21

Data Qualifiers

the identification is based on a mass spectral library search.

P - The RPD between the results for the two columns exceeds the method-specified criteria.

Q - The quality control sample exceeds the associated acceptance criteria. For DOD-related projects, LCS and/or Continuing Calibration Standard exceedences are also qualified on all associated sample results. Note: This flag is not applicable for matrix spike recoveries when the sample concentration is greater than 4x the spike added or for batch duplicate RPD when the sample concentrations are less than 5x the RL. (Metals only.)

R - Analytical results are from sample re-analysis.

RE - Analytical results are from sample re-extraction.

S - Analytical results are from modified screening analysis.

Project Name:	CIR2101	**Lab Number:**	L2115831
Project Number:	CIR2101	**Report Date:**	04/09/21

REFERENCES

48 Compendium of Methods for the Determination of Toxic Organic Compounds in Ambient Air. Second Edition. EPA/625/R-96/010b, January 1999.

LIMITATION OF LIABILITIES

Alpha Analytical performs services with reasonable care and diligence normal to the analytical testing laboratory industry. In the event of an error, the sole and exclusive responsibility of Alpha Analytical shall be to re-perform the work at it's own expense. In no event shall Alpha Analytical be held liable for any incidental, consequential or special damages, including but not limited to, damages in any way connected with the use of, interpretation of, information or analysis provided by Alpha Analytical.

We strongly urge our clients to comply with EPA protocol regarding sample volume, preservation, cooling, containers, sampling procedures, holding time and splitting of samples in the field.

Certification Information

The following analytes are not included in our Primary NELAP Scope of Accreditation:

Westborough Facility
EPA 624/624.1: m/p-xylene, o-xylene, Naphthalene
EPA 625/625.1: alpha-Terpineol
EPA 8260C/8260D: NPW: 1,2,4,5-Tetramethylbenzene; 4-Ethyltoluene, Azobenzene; SCM: Iodomethane (methyl iodide), 1,2,4,5-Tetramethylbenzene; 4-Ethyltoluene.
EPA 8270D/8270E: NPW: Dimethylnaphthalene,1,4-Diphenylhydrazine, alpha-Terpineol; SCM: Dimethylnaphthalene,1,4-Diphenylhydrazine.
SM4500: NPW: Amenable Cyanide; SCM: Total Phosphorus, TKN, NO2, NO3.

Mansfield Facility
SM 2540D: TSS
EPA 8082A: NPW: PCB: 1, 5, 31, 87,101, 110, 141, 151, 153, 180, 183, 187.
EPA TO-15: Halothane, 2,4,4-Trimethyl-2-pentene, 2,4,4-Trimethyl-1-pentene, Thiophene, 2-Methylthiophene, 3-Methylthiophene, 2-Ethylthiophene, 1,2,3-Trimethylbenzene, Indan, Indene, 1,2,4,5-Tetramethylbenzene, Benzothiophene, 1-Methylnaphthalene.
Biological Tissue Matrix: EPA 3050B

The following analytes are included in our Massachusetts DEP Scope of Accreditation

Westborough Facility:

Drinking Water
EPA 300.0: Chloride, Nitrate-N, Fluoride, Sulfate; **EPA 353.2**: Nitrate-N, Nitrite-N; **SM4500NO3-F**: Nitrate-N, Nitrite-N; **SM4500F-C, SM4500CN-CE, EPA 180.1, SM2130B, SM4500Cl-D, SM2320B, SM2540C, SM4500H-B, SM4500NO2-B**
EPA 332: Perchlorate; **EPA 524.2:** THMs and VOCs; **EPA 504.1:** EDB, DBCP.
Microbiology: **SM9215B; SM9223-P/A, SM9223B-Colilert-QT,SM9222D**.

Non-Potable Water
SM4500H,B, EPA 120.1, SM2510B, SM2540C, SM2320B, SM4500CL-E, SM4500F-BC, SM4500NH3-BH: Ammonia-N and Kjeldahl-N, **EPA 350.1**: Ammonia-N, **LACHAT 10-107-06-1-B**: Ammonia-N, **EPA 351.1, SM4500NO3-F, EPA 353.2**: Nitrate-N, **SM4500P-E, SM4500P-B, E, SM4500SO4-E, SM5220D, EPA 410.4, SM5210B, SM5310C, SM4500CL-D, EPA 1664, EPA 420.1, SM4500-CN-CE, SM2540D, EPA 300: Chloride, Sulfate, Nitrate.**
EPA 624.1: Volatile Halocarbons & Aromatics,
EPA 608.3: Chlordane, Toxaphene, Aldrin, alpha-BHC, beta-BHC, gamma-BHC, delta-BHC, Dieldrin, DDD, DDE, DDT, Endosulfan I, Endosulfan II, Endosulfan sulfate, Endrin, Endrin Aldehyde, Heptachlor, Heptachlor Epoxide, PCBs
EPA 625.1: SVOC (Acid/Base/Neutral Extractables), **EPA 600/4-81-045**: PCB-Oil.
Microbiology: **SM9223B-Colilert-QT; Enterolert-QT, SM9221E, EPA 1600, EPA 1603, SM9222D.**

Mansfield Facility:

Drinking Water
EPA 200.7: Al, Ba, Cd, Cr, Cu, Fe, Mn, Ni, Na, Ag, Ca, Zn. **EPA 200.8:** Al, Sb, As, Ba, Be, Cd, Cr, Cu, Pb, Mn, Ni, Se, Ag, TL, Zn. **EPA 245.1** Hg.
EPA 522, EPA 537.1.

Non-Potable Water
EPA 200.7: Al, Sb, As, Be, Cd, Ca, Cr, Co, Cu, Fe, Pb, Mg, Mn, Mo, Ni, K, Se, Ag, Na, Sr, TL, Ti, V, Zn.
EPA 200.8: Al, Sb, As, Be, Cd, Cr, Cu, Fe, Pb, Mn, Ni, K, Se, Ag, Na, TL, Zn.
EPA 245.1 Hg.
SM2340B

For a complete listing of analytes and methods, please contact your Alpha Project Manager.

AIR ANALYSIS

ALPHA ANALYTICAL — CHAIN OF CUSTODY

PAGE 1 OF 1

320 Forbes Blvd, Mansfield, MA 02048
TEL: 508-822-9300 FAX: 508-822-3288

Date Rec'd in Lab: 3/31/21

ALPHA Job #: L2115831

Client Information

Client: PWGC
Address: 630 Johnson Ave
Bohemia NY 11716
Phone: 631-589-6353
Fax:
Email: Jennifer L@pwgrosser.com

☐ These samples have been previously analyzed by Alpha

Project Information

Project Name: ~~PWGC~~ CIR 2101
Project Location: 3140 Coney Island Ave
Project #: CIR2101 Brooklyn, NY
Project Manager: Jennifer Lewis
ALPHA Quote #:

Turn-Around Time

☑ Standard ☐ RUSH (only confirmed if pre-approved!)

Date Due: Time:

Report Information - Data Deliverables

☐ FAX
☐ ADEx
Criteria Checker:
(Default based on Regulatory Criteria Indicated)
Other Formats:
☐ EMAIL (standard pdf report)
☐ Additional Deliverables:

Report to: (if different than Project Manager)

Billing Information

☐ Same as Client info PO #:

Regulatory Requirements/Report Limits

State/Fed	Program	Res / Comm

Other Project Specific Requirements/Comments:

Project-Specific Target Compound List: ☐

All Columns Below Must Be Filled Out

ALPHA Lab ID (Lab Use Only)	Sample ID	COLLECTION End Date	Start Time	End Time	Initial Vacuum	Final Vacuum	Sample Matrix*	Sampler's Initials	Can Size	ID Can	ID - Flow Controller	ANALYSIS TO-15	TO-15 SIM	APH (Subject Non-petroleum HCs ☐)	Fixed Gases	Sulfides & Mercaptans by TO-15	Sample Comments (i.e. PID)
15831-01	AA-1	3/24/21	740	-30.85	1530	-5.98	AA	SC	2.7	2048	00116		X				
-02	SS001		745	-30.27	1545	-6.01	SV			404	02046	X					
-03	AA-2		815	-30.54	1600	-7.13	AA			3238	07391		X				
-04	SS002		820	-30.13	1605	-6.12	SV			254	02043	X					

*SAMPLE MATRIX CODES

AA = Ambient Air (Indoor/Outdoor)
SV = Soil Vapor/Landfill Gas/SVE
Other = Please Specify

Container Type

Relinquished By:	Date/Time	Received By:	Date/Time:
	3/30/21 1300		3/30/21 1320
	3/30/21 2030		3/31/21 0330
	7/9/21 0930		

Please print clearly, legibly and completely. Samples can not be logged in and turnaround time clock will not start until any ambiguities are resolved. All samples submitted are subject to Alpha's Terms and Conditions. See reverse side.

Form No: 101-02 Rev: (25-Sep-15)

APPENDIX D

P.W. GROSSER CONSULTING, INC.
P.W. GROSSER CONSULTING ENGINEER & HYDROGEOLOGIST, P.C.
PHONE: 631.589.6353
PWGROSSER.COM
630 JOHNSON AVENUE, STE 7
BOHEMIA, NY 11716
LONG ISLAND • MANHATTAN • SARATOGA SPRINGS • SYRACUSE • SEATTLE • SHELTON

LABORATORY DATA CONSULTANTS, INC.
2701 Loker Ave. West, Suite 220, Carlsbad, CA 92010 Bus: 760-827-1100 Fax: 760-827-1099

P.W. Grosser Consulting
630 Johnson Ave, Suite 7
Bohemia, NY 11716
ATTN: Ms. Jennifer Lewis
jenniferl@pwgrosser.com

April 23, 2021

SUBJECT: Revised Coney Island, Former Brighton Cleaners, Data Usability Summary Report

Dear Ms. Lewis,

Enclosed is the final validation report for the fraction listed below. This SDG was received on March 31, 2021. Attachment 1 is a summary of the samples that were reviewed for analysis.

- **Revision:** Corrected the field duplicate association

LDC Project #50758RV1:

SDG #	Fraction
L2102213	Volatiles

The data validation was performed under modified Category B guidelines using quality control summaries provided by the laboratory. The analyses were validated using the following documents, as applicable to each method:

- USEPA Region 2 Standard Operating Procedure for Validating Volatile Organic Compounds By Gas Chromatography/Mass Spectrometry SW-Method 8260B and 8260C, SOP HW-24, Revision 4; October 2014
- USEPA Contract Laboratory Program National Functional Guidelines for Superfund Organic Methods Data Review, EPA 540-R-2017-002; January 2017
- EPA SW 846, Third Edition, Test Methods for Evaluating Solid Waste, update 1, July 1992; update IIA, August 1993; update II, September 1994; update IIB, January 1995; update III, December 1996; update IIIA, April 1998; IIIB, November 2004; update IV, February 2007: update V, July 2014

Please feel free to contact us if you have any questions.

Sincerely,

Christina Rink

Christina Rink
crink@lab-data.com
Project Manager/Senior Chemist

101 pages-EM DUE 04/12/21 (2 Week TAT) Attachment 1

Category B

LDC #50758 (P.W. Grosser Consulting - Bohemia, NY / Coney Island)

LDC	SDG#	DATE REC'D	(3) DATE DUE	VOA (8260C)																															
Matrix:	Water/Soil			W	S	W	S	W	S	W	S	W	S	W	S	W	S	W	S	W	S	W	S	W	S	W	S	W	S	W	S	W	S	W	S
A	L2102213	03/31/21	04/12/21	11	0																														

Site: Former Brighton Cleaners
Laboratory: Alpha Analytical, Inc.
Report No.: L2102213
Reviewer: Josephine Go and Christina Rink/Laboratory Data Consultants for P.W. Grosser Consulting
Date: April 23, 2021

Samples Reviewed and Evaluation Summary

FIELD ID	LAB ID	FRACTIONS VALIDATED
MW-10	L2102213-01	VOC
MW-12	L2102213-02	VOC
MW-13	L2102213-03	VOC
MW-14	L2102213-04	VOC
MW-15	L2102213-05	VOC
MW-17	L2102213-06	VOC
MLW15-20	L2102213-07	VOC
MLW35-40	L2102213-08	VOC
DUPE	L2102213-09	VOC
FIELD BLANK	L2102213-10	VOC
TRIP BLANK	L2102213-11	VOC
MW-12MS	L2102213-02MS	VOC
MW-12MSD	L2102213-02MSD	VOC

Associated QC Samples(s):
Field/Trip Blanks: TRIP BLANK, FIELD BLANK
Field Duplicate pair: MW-14 and DUPE

The above-listed water samples were collected on January 12, 2021 and were analyzed for volatile organic compounds (VOCs) by SW-846 method 8260C. The data validation was performed in accordance with the USEPA Region 2 *Standard Operating Procedure for Validating Volatile Organic Compounds By Gas Chromatography/Mass Spectrometry SW-Method 8260B and 8260C,* SOP HW-24, Revision 4 (October 2014) and the USEPA *Contract Laboratory Program National Functional Guidelines for Superfund Organic Methods Data Review,* EPA 540-R-2017-002 (January 2017), modified as necessary to accommodate the non-CLP methodologies used.

The organic data were evaluated based on the following parameters:

- Data Completeness
- Holding Times and Sample Preservation
- Gas Chromatography/Mass Spectrometry (GC/MS) Tunes
- Initial and Continuing Calibrations
- Blanks
- Surrogate Recoveries
- Matrix Spike/Matrix Spike Duplicate (MS/MSD) Results
- Laboratory Control Sample (LCS) Results
- Internal Standards
- Field Duplicate Results
- Quantitation Limits and Data Assessment
- Sample Quantitation and Compound Identification

Overall Evaluation of Data and Potential Usability Issues

All results are usable as reported or usable with minor qualification due to sample matrix or laboratory quality control outliers.

The validation findings were based on the following information.

Data Completeness

The data package was complete as defined under the requirements for the NYSDEC ASP category B laboratory deliverables.

Holding Times and Sample Preservation

All criteria were met.

GC/MS Tunes

All criteria were met.

Initial and Continuing Calibrations

Initial Calibration:

Compounds that did not meet criteria are summarized in the following tables.

Date	Instrument ID	Compound	ICAL RRF (Limits)	Associated Samples		Validation Action
11/10/20	VOA105	1,4-Dioxane	0.001 (≥0.005)	MW-10 MW-12	+	UJ nondetects

X = Initial calibration (IC) relative standard deviation (%RSD) > 20; estimate (J/UJ) positive and nondetect results.

XX = Continuing calibration (CC) percent difference (%D) > 20; estimate (J/UJ) positive and nondetect results.
SS = Second source verification percent difference (%D) > 30; estimate (J/UJ) positive and nondetect results.
+ = Response factor (RRF) < validation criteria; estimate (J/UJ) positive and nondetect results.

The 1,4-dioxane result was estimated due to response factor exceedance. The bias cannot be determined. The result can be used for project objectives as nondetect with estimated quantitation limits (UJ) which may have a minor impact on the data usability.

Date	Instrument ID	Compound	IC %D	Associated Samples		Validation Action
01/07/21	V01210106P19	Vinyl acetate 1,4-Dioxane	34.8 33.3	MW-13 MW-14 MW-15 MW-17 MLW15-20 MLW35-40 DUPE FIELD BLANK TRIP BLANK	SS SS	UJ nondetects UJ nondetects

X = Initial calibration (IC) relative standard deviation (%RSD) > 20; estimate (J/UJ) positive and nondetect results.
XX = Continuing calibration (CC) percent difference (%D) > 20; estimate (J/UJ) positive and nondetect results.
SS = Second source verification percent difference (%D) > 30; estimate (J/UJ) positive and nondetect results.
+ = Response factor (RRF) < validation criteria; estimate (J/UJ) positive and nondetect results.

The vinyl acetate and 1,4-dioxane results were estimated due to second source verification exceedances. The bias cannot be determined. The results can be used for project objectives as nondetects with estimated quantitation limits (UJ) which may have a minor impact on the data usability.

Continuing Calibration:

Compounds that did not meet criteria are summarized in the following tables.

Date	Instrument ID	Compound	CCAL RRF (Limits)	Associated Samples		Validation Action
01/19/21	V05210119A01	1,4-Dioxane	0.00120 (≥0.005)	MW-10 MW-12	+	UJ nondetects

X = Initial calibration (IC) relative standard deviation (%RSD) > 20; estimate (J/UJ) positive and nondetect results.
XX = Continuing calibration (CC) percent difference (%D) > 20; estimate (J/UJ) positive and nondetect results.
SS = Second source verification percent difference (%D) > 30; estimate (J/UJ) positive and nondetect results.
+ = Response factor (RRF) < validation criteria; estimate (J/UJ) positive and nondetect results.

The 1,4-dioxane result was estimated due to response factor exceedance. The bias cannot be determined. The result can be used for project objectives as nondetect with estimated quantitation limits (UJ) which may have a minor impact on the data usability.

Date	Instrument ID	Compound	CC %D	Associated Samples		Validation Action
01/19/21	V05210119A01	Dichlorodifluoromethane	21.2	MW-10	XX	UJ nondetects
		Bromomethane	52.4	MW-12	XX	UJ nondetects
		trans-1,4-Dichloro-2-butene	25.2		XX	UJ nondetects
01/18/21	V01210118A01	Dichlorodifluoromethane	26.8	MW-13	XX	J detects/UJ nondetects
		Chloromethane	46.9	MW-14	XX	J detects/UJ nondetects
		Vinyl chloride	28.4	MW-15	XX	J detects/UJ nondetects
		Bromomethane	23.7	MW-17	XX	J detects/UJ nondetects
				MLW15-20		
				MLW35-40		
				DUPE		
				FIELD BLANK		
				TRIP BLANK		

X = Initial calibration (IC) relative standard deviation (%RSD) > 20; estimate (J/UJ) positive and nondetect results.
XX = Continuing calibration (CC) percent difference (%D) > 20; estimate (J/UJ) positive and nondetect results.
SS = Second source verification percent difference (%D) > 30; estimate (J/UJ) positive and nondetect results.
+ = Response factor (RRF) < validation criteria; estimate (J/UJ) positive and nondetect results.

The dichlorodifluoromethane, bromomethane, trans-1,4-dichloro-2-butene, chloromethane, and vinyl chloride results were estimated due to continuing calibration exceedances. The bias cannot be determined. The results can be used for project objectives as estimated values (J) or nondetects with estimated quantitation limits (UJ) which may have a minor impact on the data usability.

Blanks

Contamination was detected in the associated VOC method blank samples. The presence of blank contamination indicates that false positives may exist for these compounds in the associated samples. Action Levels (ALs) were established at <2x RL (for common contaminants) and <RL (for other contaminants) of the concentrations detected. The following table summarizes the contamination detected.

Blank ID	Compound	Level Detected	Action Level	Associated Samples
WG1456457-5BLANK	Bromomethane	0.96 ug/L	RL	MW-13 MW-14 MW-15 MW-17 MLW15-20 MLW35-40 DUPE FIELD BLANK TRIP BLANK

Sample results were qualified as follows:

- If sample concentration was < the reporting limit (RL) and ≤ the Action Level, qualify the result as a nondetect (U) at the RL.
- If sample concentration was > the RL and ≤ the Action Level, qualify the result as not detected (U) at the reported concentration.

- If the sample concentration was > the RL and > the Action Level, qualification of the data was not required.

No samples were qualified since the associated sample results were nondetect.

No positive results were found in the trip blank sample TRIP BLANK and field blank sample FIELD BLANK for VOC analysis.

Surrogate Recoveries

All criteria were met.

MS/MSD Results

MS/MSD analyses were performed on sample MW-12 for VOC analysis. The following table lists the MS/MSD percent recoveries (%R) outside of control limits in the VOC analysis and the resulting validation actions.

MS ID	Compound	MS %R (Limits)	MS/D %R (Limits)	Affected Sample	Validation Action
MW-12MS/MSD	Bromomethane	31 (39-139)	-	MW-12	UJ nondetects
	trans-1,4-Dichloro-2-butene	48 (70-130)	55 (70-130)		UJ nondetects

- Within control limits

The bromomethane and trans-1,4-dichloro-2-butene results may be biased low due to low MS/MSD percent recoveries. The results can be used for project objectives as nondetects with estimated quantitation limits (UJ) which may have a minor impact on the data usability.

The following table lists the MS/MSD relative percent differences (RPD) outside of control limits in the VOC analysis and the resulting validation actions.

MS ID	Compound	RPD (Limits)	Affected Sample	Validation Action
MW-12MS/MSD	Bromomethane	25 (≤20)	MW-12	None
	2-Butanone	25 (≤20)		

Validation action was not required for bromomethane and 2-butanone due to MS/MSD relative percent difference exceedances as positive results only are affected and these compounds were not detected in the associated sample.

LCS Results

The following table lists the LCS/LCSD percent recoveries (%R) outside of control limits in the VOC analysis and the resulting validation actions.

LCS ID	Compound	LCS %R (Limits)	LCS/D %R (Limits)	Affected Sample	Validation Action
WG1456457-3,4 LCS/LCSD	Chloromethane	53 (64-130)	54 (64-130)	MW-10 MW-12 MW-13 MW-14 MW-15 MW-17 MLW15-20 MLW35-40 DUPE FIELD BLANK TRIP BLANK	UJ nondetects

- Within control limits

The chloromethane result may be biased low due to low LCS/LCSD percent recoveries. The result can be used for project objectives as nondetect with estimated quantitation limits (UJ) which may have a minor impact on the data usability.

Internal Standards

All criteria were met.

Field Duplicate Results

Samples MW-14 and DUPE were submitted as the field duplicate pair with this sample group. The following table summarizes the concentrations.

Compound	Concentration (ug/L)		RPD
	MW-14	DUPE	
Tetrachloroethene	8.1	8.9	9
Vinyl chloride	33	34	3
Trichloroethene	3.7	3.8	3
cis-1,2-Dichloroethene	120	120	0
1,2-Dichloroethene, total	120	120	0
sec-Butylbenzene	1.5	1.6	6

Quantitation Limits and Data Assessment

Results were reported which were below the reporting limit (RL) and above the method detection limit (MDL) in the VOC analysis. These results were qualified as estimated (J) by the laboratory.

Dilutions were not required for VOC analysis.

Sample Quantitation and Compound Identification

Calculations were spot-checked; no discrepancies were noted.

DATA VALIDATION QUALIFIERS

U - The analyte was analyzed for, but due to blank contamination was flagged as nondetect (U). The result is usable as a nondetect.

J - Data are flagged (J) when a QC analysis fails outside the primary acceptance limits. The qualified "J" data are not excluded from further review or consideration. However, only one flag (J) is applied to a sample result, even though several associated QC analyses may fail. The 'J' data may be biased high or low or the direction of the bias may be indeterminable.

UJ - The analyte was not detected above the reported sample quantitation limit. Data are flagged (UJ) when a QC analysis fails outside the primary acceptance limits. The qualified "UJ" data are not excluded from further review or consideration. However, only one flag is applied to a sample result, even though several associated QC analyses may fail. The 'UJ' data may be biased low.

JN - The analysis indicates the presence of a compound that has been "tentatively identified" (N) and the associated numerical value represents its approximate (J) concentration.

R - Data rejected (R) on the basis of an unacceptable QC analysis should be excluded from further review or consideration. Data are rejected when associated QC analysis results exceed the expanded control limits of the QC criteria. The rejected data are known to contain significant errors based on documented information. The data user must not use the rejected data to make environmental decisions. The presence or absence of the analyte cannot be verified.

Results Summary
Form 1
Volatile Organics by GC/MS

Client	: P. W. Grosser	**Lab Number**	: L2102213
Project Name	: FORMER BRIGHTON CLEANERS	**Project Number**	: CIR2001
Lab ID	: L2102213-01	**Date Collected**	: 01/12/21 13:30
Client ID	: MW-10	**Date Received**	: 01/14/21
Sample Location	: 3140 CONEY ISLAND AVE, BROOKLYN	**Date Analyzed**	: 01/19/21 11:35
Sample Matrix	: WATER	**Dilution Factor**	: 1
Analytical Method	: 1,8260C	**Analyst**	: PD
Lab File ID	: V05210119A13	**Instrument ID**	: VOA105
Sample Amount	: 10 ml	**GC Column**	: RTX-502.2
Level	: LOW	**%Solids**	: N/A
Extract Volume (MeOH)	: N/A	**Injection Volume**	: N/A

		ug/L			
CAS NO.	**Parameter**	**Results**	**RL**	**MDL**	**Qualifier**
75-09-2	Methylene chloride	ND	2.5	0.70	U
75-34-3	1,1-Dichloroethane	ND	2.5	0.70	U
67-66-3	Chloroform	ND	2.5	0.70	U
56-23-5	Carbon tetrachloride	ND	0.50	0.13	U
78-87-5	1,2-Dichloropropane	ND	1.0	0.14	U
124-48-1	Dibromochloromethane	ND	0.50	0.15	U
79-00-5	1,1,2-Trichloroethane	ND	1.5	0.50	U
127-18-4	Tetrachloroethene	0.46	0.50	0.18	J
108-90-7	Chlorobenzene	ND	2.5	0.70	U
75-69-4	Trichlorofluoromethane	ND	2.5	0.70	U
107-06-2	1,2-Dichloroethane	ND	0.50	0.13	U
71-55-6	1,1,1-Trichloroethane	ND	2.5	0.70	U
75-27-4	Bromodichloromethane	ND	0.50	0.19	U
10061-02-6	trans-1,3-Dichloropropene	ND	0.50	0.16	U
10061-01-5	cis-1,3-Dichloropropene	ND	0.50	0.14	U
542-75-6	1,3-Dichloropropene, Total	ND	0.50	0.14	U
563-58-6	1,1-Dichloropropene	ND	2.5	0.70	U
75-25-2	Bromoform	ND	2.0	0.65	U
79-34-5	1,1,2,2-Tetrachloroethane	ND	0.50	0.17	U
71-43-2	Benzene	ND	0.50	0.16	U
108-88-3	Toluene	ND	2.5	0.70	U
100-41-4	Ethylbenzene	ND	2.5	0.70	U
74-87-3	Chloromethane	ND	2.5	0.70	U
74-83-9	Bromomethane	ND	2.5	0.70	U
75-01-4	Vinyl chloride	0.19	1.0	0.07	J

APR 0 2 2021

Initials: CR

Results Summary
Form 1
Volatile Organics by GC/MS

Client	: P. W. Grosser	**Lab Number**	: L2102213
Project Name	: FORMER BRIGHTON CLEANERS	**Project Number**	: CIR2001
Lab ID	: L2102213-01	**Date Collected**	: 01/12/21 13:30
Client ID	: MW-10	**Date Received**	: 01/14/21
Sample Location	: 3140 CONEY ISLAND AVE, BROOKLYN	**Date Analyzed**	: 01/19/21 11:35
Sample Matrix	: WATER	**Dilution Factor**	: 1
Analytical Method	: 1,8260C	**Analyst**	: PD
Lab File ID	: V05210119A13	**Instrument ID**	: VOA105
Sample Amount	: 10 ml	**GC Column**	: RTX-502.2
Level	: LOW	**%Solids**	: N/A
Extract Volume (MeOH)	: N/A	**Injection Volume**	: N/A

		ug/L			
CAS NO.	**Parameter**	**Results**	**RL**	**MDL**	**Qualifier**
75-00-3	Chloroethane	ND	2.5	0.70	U
75-35-4	1,1-Dichloroethene	ND	0.50	0.17	U
156-60-5	trans-1,2-Dichloroethene	ND	2.5	0.70	U
79-01-6	Trichloroethene	ND	0.50	0.18	U
95-50-1	1,2-Dichlorobenzene	ND	2.5	0.70	U
541-73-1	1,3-Dichlorobenzene	ND	2.5	0.70	U
106-46-7	1,4-Dichlorobenzene	ND	2.5	0.70	U
1634-04-4	Methyl tert butyl ether	ND	2.5	0.70	U
179601-23-1	p/m-Xylene	ND	2.5	0.70	U
95-47-6	o-Xylene	ND	2.5	0.70	U
1330-20-7	Xylenes, Total	ND	2.5	0.70	U
156-59-2	cis-1,2-Dichloroethene	ND	2.5	0.70	U
540-59-0	1,2-Dichloroethene, Total	ND	2.5	0.70	U
74-95-3	Dibromomethane	ND	5.0	1.0	U
96-18-4	1,2,3-Trichloropropane	ND	2.5	0.70	U
107-13-1	Acrylonitrile	ND	5.0	1.5	U
100-42-5	Styrene	ND	2.5	0.70	U
75-71-8	Dichlorodifluoromethane	ND	5.0	1.0	U
67-64-1	Acetone	7.5	5.0	1.5	
75-15-0	Carbon disulfide	ND	5.0	1.0	U
78-93-3	2-Butanone	ND	5.0	1.9	U
108-05-4	Vinyl acetate	ND	5.0	1.0	U
108-10-1	4-Methyl-2-pentanone	ND	5.0	1.0	U
591-78-6	2-Hexanone	ND	5.0	1.0	U
74-97-5	Bromochloromethane	ND	2.5	0.70	U

APR 0 2 2021

Initials: CR

Results Summary
Form 1
Volatile Organics by GC/MS

Client	: P. W. Grosser	**Lab Number**	: L2102213
Project Name	: FORMER BRIGHTON CLEANERS	**Project Number**	: CIR2001
Lab ID	: L2102213-01	**Date Collected**	: 01/12/21 13:30
Client ID	: MW-10	**Date Received**	: 01/14/21
Sample Location	: 3140 CONEY ISLAND AVE, BROOKLYN	**Date Analyzed**	: 01/19/21 11:35
Sample Matrix	: WATER	**Dilution Factor**	: 1
Analytical Method	: 1,8260C	**Analyst**	: PD
Lab File ID	: V05210119A13	**Instrument ID**	: VOA105
Sample Amount	: 10 ml	**GC Column**	: RTX-502.2
Level	: LOW	**%Solids**	: N/A
Extract Volume (MeOH)	: N/A	**Injection Volume**	: N/A

CAS NO.	Parameter	ug/L Results	RL	MDL	Qualifier
594-20-7	2,2-Dichloropropane	ND	2.5	0.70	U
106-93-4	1,2-Dibromoethane	ND	2.0	0.65	U
142-28-9	1,3-Dichloropropane	ND	2.5	0.70	U
630-20-6	1,1,1,2-Tetrachloroethane	ND	2.5	0.70	U
108-86-1	Bromobenzene	ND	2.5	0.70	U
104-51-8	n-Butylbenzene	ND	2.5	0.70	U
135-98-8	sec-Butylbenzene	ND	2.5	0.70	U
98-06-6	tert-Butylbenzene	ND	2.5	0.70	U
95-49-8	o-Chlorotoluene	ND	2.5	0.70	U
106-43-4	p-Chlorotoluene	ND	2.5	0.70	U
96-12-8	1,2-Dibromo-3-chloropropane	ND	2.5	0.70	U
87-68-3	Hexachlorobutadiene	ND	2.5	0.70	U
98-82-8	Isopropylbenzene	ND	2.5	0.70	U
99-87-6	p-Isopropyltoluene	ND	2.5	0.70	U
91-20-3	Naphthalene	ND	2.5	0.70	U
103-65-1	n-Propylbenzene	ND	2.5	0.70	U
87-61-6	1,2,3-Trichlorobenzene	ND	2.5	0.70	U
120-82-1	1,2,4-Trichlorobenzene	ND	2.5	0.70	U
108-67-8	1,3,5-Trimethylbenzene	ND	2.5	0.70	U
95-63-6	1,2,4-Trimethylbenzene	ND	2.5	0.70	U
123-91-1	1,4-Dioxane	ND	250	61.	U
105-05-5	p-Diethylbenzene	ND	2.0	0.70	U
622-96-8	p-Ethyltoluene	ND	2.0	0.70	U
95-93-2	1,2,4,5-Tetramethylbenzene	ND	2.0	0.54	U
60-29-7	Ethyl ether	ND	2.5	0.70	U

APR 02 2021

Initials: GR

Results Summary
Form 1
Volatile Organics by GC/MS

Client	: P. W. Grosser	**Lab Number**	: L2102213
Project Name	: FORMER BRIGHTON CLEANERS	**Project Number**	: CIR2001
Lab ID	: L2102213-01	**Date Collected**	: 01/12/21 13:30
Client ID	: MW-10	**Date Received**	: 01/14/21
Sample Location	: 3140 CONEY ISLAND AVE, BROOKLYN	**Date Analyzed**	: 01/19/21 11:35
Sample Matrix	: WATER	**Dilution Factor**	: 1
Analytical Method	: 1,8260C	**Analyst**	: PD
Lab File ID	: V05210119A13	**Instrument ID**	: VOA105
Sample Amount	: 10 ml	**GC Column**	: RTX-502.2
Level	: LOW	**%Solids**	: N/A
Extract Volume (MeOH)	: N/A	**Injection Volume**	: N/A

		ug/L			
CAS NO.	**Parameter**	**Results**	**RL**	**MDL**	**Qualifier**
110-57-6	trans-1,4-Dichloro-2-butene	ND	2.5	0.70	U UJ

APR 02 2021

Initials: CR

Results Summary
Form 1
Volatile Organics by GC/MS

Client	: P. W. Grosser	**Lab Number**	: L2102213
Project Name	: FORMER BRIGHTON CLEANERS	**Project Number**	: CIR2001
Lab ID	: L2102213-02	**Date Collected**	: 01/12/21 14:22
Client ID	: MW-12	**Date Received**	: 01/14/21
Sample Location	: 3140 CONEY ISLAND AVE, BROOKLYN	**Date Analyzed**	: 01/19/21 11:59
Sample Matrix	: WATER	**Dilution Factor**	: 1
Analytical Method	: 1,8260C	**Analyst**	: AJK
Lab File ID	: V05210119A14	**Instrument ID**	: VOA105
Sample Amount	: 10 ml	**GC Column**	: RTX-502.2
Level	: LOW	**%Solids**	: N/A
Extract Volume (MeOH)	: N/A	**Injection Volume**	: N/A

		ug/L			
CAS NO.	**Parameter**	**Results**	**RL**	**MDL**	**Qualifier**
75-09-2	Methylene chloride	ND	2.5	0.70	U
75-34-3	1,1-Dichloroethane	ND	2.5	0.70	U
67-66-3	Chloroform	ND	2.5	0.70	U
56-23-5	Carbon tetrachloride	ND	0.50	0.13	U
78-87-5	1,2-Dichloropropane	ND	1.0	0.14	U
124-48-1	Dibromochloromethane	ND	0.50	0.15	U
79-00-5	1,1,2-Trichloroethane	ND	1.5	0.50	U
127-18-4	Tetrachloroethene	4.9	0.50	0.18	
108-90-7	Chlorobenzene	ND	2.5	0.70	U
75-69-4	Trichlorofluoromethane	ND	2.5	0.70	U
107-06-2	1,2-Dichloroethane	ND	0.50	0.13	U
71-55-6	1,1,1-Trichloroethane	ND	2.5	0.70	U
75-27-4	Bromodichloromethane	ND	0.50	0.19	U
10061-02-6	trans-1,3-Dichloropropene	ND	0.50	0.16	U
10061-01-5	cis-1,3-Dichloropropene	ND	0.50	0.14	U
542-75-6	1,3-Dichloropropene, Total	ND	0.50	0.14	U
563-58-6	1,1-Dichloropropene	ND	2.5	0.70	U
75-25-2	Bromoform	ND	2.0	0.65	U
79-34-5	1,1,2,2-Tetrachloroethane	ND	0.50	0.17	U
71-43-2	Benzene	ND	0.50	0.16	U
108-88-3	Toluene	ND	2.5	0.70	U
100-41-4	Ethylbenzene	ND	2.5	0.70	U
74-87-3	Chloromethane	ND	2.5	0.70	U
74-83-9	Bromomethane	ND	2.5	0.70	U
75-01-4	Vinyl chloride	ND	1.0	0.07	U

APR 02 2021

Initials: GR

Results Summary
Form 1
Volatile Organics by GC/MS

Client	: P. W. Grosser	**Lab Number**	: L2102213
Project Name	: FORMER BRIGHTON CLEANERS	**Project Number**	: CIR2001
Lab ID	: L2102213-02	**Date Collected**	: 01/12/21 14:22
Client ID	: MW-12	**Date Received**	: 01/14/21
Sample Location	: 3140 CONEY ISLAND AVE, BROOKLYN	**Date Analyzed**	: 01/19/21 11:59
Sample Matrix	: WATER	**Dilution Factor**	: 1
Analytical Method	: 1,8260C	**Analyst**	: AJK
Lab File ID	: V05210119A14	**Instrument ID**	: VOA105
Sample Amount	: 10 ml	**GC Column**	: RTX-502.2
Level	: LOW	**%Solids**	: N/A
Extract Volume (MeOH)	: N/A	**Injection Volume**	: N/A

CAS NO.	Parameter	ug/L Results	RL	MDL	Qualifier
75-00-3	Chloroethane	ND	2.5	0.70	U
75-35-4	1,1-Dichloroethene	ND	0.50	0.17	U
156-60-5	trans-1,2-Dichloroethene	ND	2.5	0.70	U
79-01-6	Trichloroethene	0.57	0.50	0.18	
95-50-1	1,2-Dichlorobenzene	ND	2.5	0.70	U
541-73-1	1,3-Dichlorobenzene	ND	2.5	0.70	U
106-46-7	1,4-Dichlorobenzene	ND	2.5	0.70	U
1634-04-4	Methyl tert butyl ether	ND	2.5	0.70	U
179601-23-1	p/m-Xylene	ND	2.5	0.70	U
95-47-6	o-Xylene	ND	2.5	0.70	U
1330-20-7	Xylenes, Total	ND	2.5	0.70	U
156-59-2	cis-1,2-Dichloroethene	1.4	2.5	0.70	J
540-59-0	1,2-Dichloroethene, Total	1.4	2.5	0.70	J
74-95-3	Dibromomethane	ND	5.0	1.0	U
96-18-4	1,2,3-Trichloropropane	ND	2.5	0.70	U
107-13-1	Acrylonitrile	ND	5.0	1.5	U
100-42-5	Styrene	ND	2.5	0.70	U
75-71-8	Dichlorodifluoromethane	ND	5.0	1.0	U
67-64-1	Acetone	ND	5.0	1.5	U
75-15-0	Carbon disulfide	ND	5.0	1.0	U
78-93-3	2-Butanone	ND	5.0	1.9	U
108-05-4	Vinyl acetate	ND	5.0	1.0	U
108-10-1	4-Methyl-2-pentanone	ND	5.0	1.0	U
591-78-6	2-Hexanone	ND	5.0	1.0	U
74-97-5	Bromochloromethane	ND	2.5	0.70	U

APR 0 2 2021

Initials: CR

Results Summary
Form 1
Volatile Organics by GC/MS

Client	: P. W. Grosser	**Lab Number**	: L2102213
Project Name	: FORMER BRIGHTON CLEANERS	**Project Number**	: CIR2001
Lab ID	: L2102213-02	**Date Collected**	: 01/12/21 14:22
Client ID	: MW-12	**Date Received**	: 01/14/21
Sample Location	: 3140 CONEY ISLAND AVE, BROOKLYN	**Date Analyzed**	: 01/19/21 11:59
Sample Matrix	: WATER	**Dilution Factor**	: 1
Analytical Method	: 1,8260C	**Analyst**	: AJK
Lab File ID	: V05210119A14	**Instrument ID**	: VOA105
Sample Amount	: 10 ml	**GC Column**	: RTX-502.2
Level	: LOW	**%Solids**	: N/A
Extract Volume (MeOH)	: N/A	**Injection Volume**	: N/A

		ug/L			
CAS NO.	**Parameter**	**Results**	**RL**	**MDL**	**Qualifier**
594-20-7	2,2-Dichloropropane	ND	2.5	0.70	U
106-93-4	1,2-Dibromoethane	ND	2.0	0.65	U
142-28-9	1,3-Dichloropropane	ND	2.5	0.70	U
630-20-6	1,1,1,2-Tetrachloroethane	ND	2.5	0.70	U
108-86-1	Bromobenzene	ND	2.5	0.70	U
104-51-8	n-Butylbenzene	ND	2.5	0.70	U
135-98-8	sec-Butylbenzene	ND	2.5	0.70	U
98-06-6	tert-Butylbenzene	ND	2.5	0.70	U
95-49-8	o-Chlorotoluene	ND	2.5	0.70	U
106-43-4	p-Chlorotoluene	ND	2.5	0.70	U
96-12-8	1,2-Dibromo-3-chloropropane	ND	2.5	0.70	U
87-68-3	Hexachlorobutadiene	ND	2.5	0.70	U
98-82-8	Isopropylbenzene	ND	2.5	0.70	U
99-87-6	p-Isopropyltoluene	ND	2.5	0.70	U
91-20-3	Naphthalene	ND	2.5	0.70	U
103-65-1	n-Propylbenzene	ND	2.5	0.70	U
87-61-6	1,2,3-Trichlorobenzene	ND	2.5	0.70	U
120-82-1	1,2,4-Trichlorobenzene	ND	2.5	0.70	U
108-67-8	1,3,5-Trimethylbenzene	ND	2.5	0.70	U
95-63-6	1,2,4-Trimethylbenzene	ND	2.5	0.70	U
123-91-1	1,4-Dioxane	ND	250	61.	U
105-05-5	p-Diethylbenzene	ND	2.0	0.70	U
622-96-8	p-Ethyltoluene	ND	2.0	0.70	U
95-93-2	1,2,4,5-Tetramethylbenzene	ND	2.0	0.54	U
60-29-7	Ethyl ether	ND	2.5	0.70	U

APR 02 2021

Initials: GR

Results Summary
Form 1
Volatile Organics by GC/MS

Client	: P. W. Grosser	**Lab Number**	: L2102213
Project Name	: FORMER BRIGHTON CLEANERS	**Project Number**	: CIR2001
Lab ID	: L2102213-02	**Date Collected**	: 01/12/21 14:22
Client ID	: MW-12	**Date Received**	: 01/14/21
Sample Location	: 3140 CONEY ISLAND AVE, BROOKLYN	**Date Analyzed**	: 01/19/21 11:59
Sample Matrix	: WATER	**Dilution Factor**	: 1
Analytical Method	: 1,8260C	**Analyst**	: AJK
Lab File ID	: V05210119A14	**Instrument ID**	: VOA105
Sample Amount	: 10 ml	**GC Column**	: RTX-502.2
Level	: LOW	**%Solids**	: N/A
Extract Volume (MeOH)	: N/A	**Injection Volume**	: N/A

		ug/L			
CAS NO.	**Parameter**	**Results**	**RL**	**MDL**	**Qualifier**
110-57-6	trans-1,4-Dichloro-2-butene	ND	2.5	0.70	U

APR 02 2021

Initials: GR

Results Summary
Form 1
Volatile Organics by GC/MS

Client	: P. W. Grosser	**Lab Number**	: L2102213
Project Name	: FORMER BRIGHTON CLEANERS	**Project Number**	: CIR2001
Lab ID	: L2102213-03	**Date Collected**	: 01/12/21 14:50
Client ID	: MW-13	**Date Received**	: 01/14/21
Sample Location	: 3140 CONEY ISLAND AVE, BROOKLYN	**Date Analyzed**	: 01/18/21 15:18
Sample Matrix	: WATER	**Dilution Factor**	: 1
Analytical Method	: 1,8260C	**Analyst**	: JC
Lab File ID	: V01210118A19	**Instrument ID**	: VOA101
Sample Amount	: 10 ml	**GC Column**	: RTX-502.2
Level	: LOW	**%Solids**	: N/A
Extract Volume (MeOH)	: N/A	**Injection Volume**	: N/A

CAS NO.	Parameter	ug/L Results	RL	MDL	Qualifier	
75-09-2	Methylene chloride	ND	2.5	0.70	U	U
75-34-3	1,1-Dichloroethane	ND	2.5	0.70	U	
67-66-3	Chloroform	ND	2.5	0.70	U	
56-23-5	Carbon tetrachloride	ND	0.50	0.13	U	
78-87-5	1,2-Dichloropropane	ND	1.0	0.14	U	
124-48-1	Dibromochloromethane	ND	0.50	0.15	U	
79-00-5	1,1,2-Trichloroethane	ND	1.5	0.50	U	
127-18-4	Tetrachloroethene	6.1	0.50	0.18		
108-90-7	Chlorobenzene	ND	2.5	0.70	U	U
75-69-4	Trichlorofluoromethane	ND	2.5	0.70	U	
107-06-2	1,2-Dichloroethane	ND	0.50	0.13	U	
71-55-6	1,1,1-Trichloroethane	ND	2.5	0.70	U	
75-27-4	Bromodichloromethane	ND	0.50	0.19	U	
10061-02-6	trans-1,3-Dichloropropene	ND	0.50	0.16	U	
10061-01-5	cis-1,3-Dichloropropene	ND	0.50	0.14	U	
542-75-6	1,3-Dichloropropene, Total	ND	0.50	0.14	U	
563-58-6	1,1-Dichloropropene	ND	2.5	0.70	U	
75-25-2	Bromoform	ND	2.0	0.65	U	
79-34-5	1,1,2,2-Tetrachloroethane	ND	0.50	0.17	U	
71-43-2	Benzene	1.0	0.50	0.16		
108-88-3	Toluene	ND	2.5	0.70	U	U
100-41-4	Ethylbenzene	ND	2.5	0.70	U	U
74-87-3	Chloromethane	ND	2.5	0.70	U	UJ
74-83-9	Bromomethane	ND	2.5	0.70	U	UJ
75-01-4	Vinyl chloride	1.7	1.0	0.07		J

APR 02 2021

Initials: GR

Results Summary
Form 1
Volatile Organics by GC/MS

Client	: P. W. Grosser	**Lab Number**	: L2102213
Project Name	: FORMER BRIGHTON CLEANERS	**Project Number**	: CIR2001
Lab ID	: L2102213-03	**Date Collected**	: 01/12/21 14:50
Client ID	: MW-13	**Date Received**	: 01/14/21
Sample Location	: 3140 CONEY ISLAND AVE, BROOKLYN	**Date Analyzed**	: 01/18/21 15:18
Sample Matrix	: WATER	**Dilution Factor**	: 1
Analytical Method	: 1,8260C	**Analyst**	: JC
Lab File ID	: V01210118A19	**Instrument ID**	: VOA101
Sample Amount	: 10 ml	**GC Column**	: RTX-502.2
Level	: LOW	**%Solids**	: N/A
Extract Volume (MeOH)	: N/A	**Injection Volume**	: N/A

		ug/L			
CAS NO.	**Parameter**	**Results**	**RL**	**MDL**	**Qualifier**
75-00-3	Chloroethane	ND	2.5	0.70	U
75-35-4	1,1-Dichloroethene	ND	0.50	0.17	U
156-60-5	trans-1,2-Dichloroethene	ND	2.5	0.70	U
79-01-6	Trichloroethene	3.2	0.50	0.18	
95-50-1	1,2-Dichlorobenzene	ND	2.5	0.70	U
541-73-1	1,3-Dichlorobenzene	ND	2.5	0.70	U
106-46-7	1,4-Dichlorobenzene	ND	2.5	0.70	U
1634-04-4	Methyl tert butyl ether	ND	2.5	0.70	U
179601-23-1	p/m-Xylene	ND	2.5	0.70	U
95-47-6	o-Xylene	ND	2.5	0.70	U
1330-20-7	Xylenes, Total	ND	2.5	0.70	U
156-59-2	cis-1,2-Dichloroethene	8.5	2.5	0.70	
540-59-0	1,2-Dichloroethene, Total	8.5	2.5	0.70	
74-95-3	Dibromomethane	ND	5.0	1.0	U
96-18-4	1,2,3-Trichloropropane	ND	2.5	0.70	U
107-13-1	Acrylonitrile	ND	5.0	1.5	U
100-42-5	Styrene	ND	2.5	0.70	U
75-71-8	Dichlorodifluoromethane	ND	5.0	1.0	U
67-64-1	Acetone	ND	5.0	1.5	U
75-15-0	Carbon disulfide	ND	5.0	1.0	U
78-93-3	2-Butanone	ND	5.0	1.9	U
108-05-4	Vinyl acetate	ND	5.0	1.0	U
108-10-1	4-Methyl-2-pentanone	ND	5.0	1.0	U
591-78-6	2-Hexanone	ND	5.0	1.0	U
74-97-5	Bromochloromethane	ND	2.5	0.70	U

APR 02 2021

Initials: OR

Results Summary
Form 1
Volatile Organics by GC/MS

Client	: P. W. Grosser	**Lab Number**	: L2102213
Project Name	: FORMER BRIGHTON CLEANERS	**Project Number**	: CIR2001
Lab ID	: L2102213-03	**Date Collected**	: 01/12/21 14:50
Client ID	: MW-13	**Date Received**	: 01/14/21
Sample Location	: 3140 CONEY ISLAND AVE, BROOKLYN	**Date Analyzed**	: 01/18/21 15:18
Sample Matrix	: WATER	**Dilution Factor**	: 1
Analytical Method	: 1,8260C	**Analyst**	: JC
Lab File ID	: V01210118A19	**Instrument ID**	: VOA101
Sample Amount	: 10 ml	**GC Column**	: RTX-502.2
Level	: LOW	**%Solids**	: N/A
Extract Volume (MeOH)	: N/A	**Injection Volume**	: N/A

		ug/L			
CAS NO.	**Parameter**	**Results**	**RL**	**MDL**	**Qualifier**
594-20-7	2,2-Dichloropropane	ND	2.5	0.70	U
106-93-4	1,2-Dibromoethane	ND	2.0	0.65	U
142-28-9	1,3-Dichloropropane	ND	2.5	0.70	U
630-20-6	1,1,1,2-Tetrachloroethane	ND	2.5	0.70	U
108-86-1	Bromobenzene	ND	2.5	0.70	U
104-51-8	n-Butylbenzene	0.80	2.5	0.70	J
135-98-8	sec-Butylbenzene	1.9	2.5	0.70	J
98-06-6	tert-Butylbenzene	ND	2.5	0.70	U
95-49-8	o-Chlorotoluene	ND	2.5	0.70	U
106-43-4	p-Chlorotoluene	ND	2.5	0.70	U
96-12-8	1,2-Dibromo-3-chloropropane	ND	2.5	0.70	U
87-68-3	Hexachlorobutadiene	ND	2.5	0.70	U
98-82-8	Isopropylbenzene	1.4	2.5	0.70	J
99-87-6	p-Isopropyltoluene	ND	2.5	0.70	U
91-20-3	Naphthalene	ND	2.5	0.70	U
103-65-1	n-Propylbenzene	ND	2.5	0.70	U
87-61-6	1,2,3-Trichlorobenzene	ND	2.5	0.70	U
120-82-1	1,2,4-Trichlorobenzene	ND	2.5	0.70	U
108-67-8	1,3,5-Trimethylbenzene	ND	2.5	0.70	U
95-63-6	1,2,4-Trimethylbenzene	ND	2.5	0.70	U
123-91-1	1,4-Dioxane	ND	250	61.	U
105-05-5	p-Diethylbenzene	0.88	2.0	0.70	J
622-96-8	p-Ethyltoluene	ND	2.0	0.70	U
95-93-2	1,2,4,5-Tetramethylbenzene	7.5	2.0	0.54	
60-29-7	Ethyl ether	ND	2.5	0.70	U

APR 02 2021

Initials: GR

Results Summary
Form 1
Volatile Organics by GC/MS

Client	: P. W. Grosser	**Lab Number**	: L2102213
Project Name	: FORMER BRIGHTON CLEANERS	**Project Number**	: CIR2001
Lab ID	: L2102213-03	**Date Collected**	: 01/12/21 14:50
Client ID	: MW-13	**Date Received**	: 01/14/21
Sample Location	: 3140 CONEY ISLAND AVE, BROOKLYN	**Date Analyzed**	: 01/18/21 15:18
Sample Matrix	: WATER	**Dilution Factor**	: 1
Analytical Method	: 1,8260C	**Analyst**	: JC
Lab File ID	: V01210118A19	**Instrument ID**	: VOA101
Sample Amount	: 10 ml	**GC Column**	: RTX-502.2
Level	: LOW	**%Solids**	: N/A
Extract Volume (MeOH)	: N/A	**Injection Volume**	: N/A

		ug/L			
CAS NO.	**Parameter**	**Results**	**RL**	**MDL**	**Qualifier**
110-57-6	trans-1,4-Dichloro-2-butene	ND	2.5	0.70	U

APR 02 2021

Initials: GR

Results Summary
Form 1
Volatile Organics by GC/MS

Client	: P. W. Grosser	**Lab Number**	: L2102213
Project Name	: FORMER BRIGHTON CLEANERS	**Project Number**	: CIR2001
Lab ID	: L2102213-04	**Date Collected**	: 01/12/21 15:20
Client ID	: MW-14	**Date Received**	: 01/14/21
Sample Location	: 3140 CONEY ISLAND AVE, BROOKLYN	**Date Analyzed**	: 01/18/21 17:13
Sample Matrix	: WATER	**Dilution Factor**	: 1
Analytical Method	: 1,8260C	**Analyst**	: JC
Lab File ID	: V01210118A24	**Instrument ID**	: VOA101
Sample Amount	: 10 ml	**GC Column**	: RTX-502.2
Level	: LOW	**%Solids**	: N/A
Extract Volume (MeOH)	: N/A	**Injection Volume**	: N/A

		ug/L			
CAS NO.	**Parameter**	**Results**	**RL**	**MDL**	**Qualifier**
75-09-2	Methylene chloride	ND	2.5	0.70	U
75-34-3	1,1-Dichloroethane	ND	2.5	0.70	U
67-66-3	Chloroform	ND	2.5	0.70	U
56-23-5	Carbon tetrachloride	ND	0.50	0.13	U
78-87-5	1,2-Dichloropropane	ND	1.0	0.14	U
124-48-1	Dibromochloromethane	ND	0.50	0.15	U
79-00-5	1,1,2-Trichloroethane	ND	1.5	0.50	U
127-18-4	Tetrachloroethene	8.1	0.50	0.18	
108-90-7	Chlorobenzene	ND	2.5	0.70	U
75-69-4	Trichlorofluoromethane	ND	2.5	0.70	U
107-06-2	1,2-Dichloroethane	ND	0.50	0.13	U
71-55-6	1,1,1-Trichloroethane	ND	2.5	0.70	U
75-27-4	Bromodichloromethane	ND	0.50	0.19	U
10061-02-6	trans-1,3-Dichloropropene	ND	0.50	0.16	U
10061-01-5	cis-1,3-Dichloropropene	ND	0.50	0.14	U
542-75-6	1,3-Dichloropropene, Total	ND	0.50	0.14	U
563-58-6	1,1-Dichloropropene	ND	2.5	0.70	U
75-25-2	Bromoform	ND	2.0	0.65	U
79-34-5	1,1,2,2-Tetrachloroethane	ND	0.50	0.17	U
71-43-2	Benzene	ND	0.50	0.16	U
108-88-3	Toluene	ND	2.5	0.70	U
100-41-4	Ethylbenzene	ND	2.5	0.70	U
74-87-3	Chloromethane	ND	2.5	0.70	U
74-83-9	Bromomethane	ND	2.5	0.70	U
75-01-4	Vinyl chloride	33	1.0	0.07	

APR 0 2 2021

Initials: GR

Results Summary
Form 1
Volatile Organics by GC/MS

Client	: P. W. Grosser	**Lab Number**	: L2102213
Project Name	: FORMER BRIGHTON CLEANERS	**Project Number**	: CIR2001
Lab ID	: L2102213-04	**Date Collected**	: 01/12/21 15:20
Client ID	: MW-14	**Date Received**	: 01/14/21
Sample Location	: 3140 CONEY ISLAND AVE, BROOKLYN	**Date Analyzed**	: 01/18/21 17:13
Sample Matrix	: WATER	**Dilution Factor**	: 1
Analytical Method	: 1,8260C	**Analyst**	: JC
Lab File ID	: V01210118A24	**Instrument ID**	: VOA101
Sample Amount	: 10 ml	**GC Column**	: RTX-502.2
Level	: LOW	**%Solids**	: N/A
Extract Volume (MeOH)	: N/A	**Injection Volume**	: N/A

CAS NO.	Parameter	ug/L Results	RL	MDL	Qualifier
75-00-3	Chloroethane	ND	2.5	0.70	U
75-35-4	1,1-Dichloroethene	ND	0.50	0.17	U
156-60-5	trans-1,2-Dichloroethene	ND	2.5	0.70	U
79-01-6	Trichloroethene	3.7	0.50	0.18	
95-50-1	1,2-Dichlorobenzene	ND	2.5	0.70	U
541-73-1	1,3-Dichlorobenzene	ND	2.5	0.70	U
106-46-7	1,4-Dichlorobenzene	ND	2.5	0.70	U
1634-04-4	Methyl tert butyl ether	ND	2.5	0.70	U
179601-23-1	p/m-Xylene	ND	2.5	0.70	U
95-47-6	o-Xylene	ND	2.5	0.70	U
1330-20-7	Xylenes, Total	ND	2.5	0.70	U
156-59-2	cis-1,2-Dichloroethene	120	2.5	0.70	
540-59-0	1,2-Dichloroethene, Total	120	2.5	0.70	
74-95-3	Dibromomethane	ND	5.0	1.0	U
96-18-4	1,2,3-Trichloropropane	ND	2.5	0.70	U
107-13-1	Acrylonitrile	ND	5.0	1.5	U
100-42-5	Styrene	ND	2.5	0.70	U
75-71-8	Dichlorodifluoromethane	ND	5.0	1.0	UJ
67-64-1	Acetone	ND	5.0	1.5	U
75-15-0	Carbon disulfide	ND	5.0	1.0	U
78-93-3	2-Butanone	ND	5.0	1.9	U
108-05-4	Vinyl acetate	ND	5.0	1.0	UJ
108-10-1	4-Methyl-2-pentanone	ND	5.0	1.0	U
591-78-6	2-Hexanone	ND	5.0	1.0	U
74-97-5	Bromochloromethane	ND	2.5	0.70	U

APR 0 2 2021

Initials: CR

Results Summary
Form 1
Volatile Organics by GC/MS

Client	: P. W. Grosser	**Lab Number**	: L2102213
Project Name	: FORMER BRIGHTON CLEANERS	**Project Number**	: CIR2001
Lab ID	: L2102213-04	**Date Collected**	: 01/12/21 15:20
Client ID	: MW-14	**Date Received**	: 01/14/21
Sample Location	: 3140 CONEY ISLAND AVE, BROOKLYN	**Date Analyzed**	: 01/18/21 17:13
Sample Matrix	: WATER	**Dilution Factor**	: 1
Analytical Method	: 1,8260C	**Analyst**	: JC
Lab File ID	: V01210118A24	**Instrument ID**	: VOA101
Sample Amount	: 10 ml	**GC Column**	: RTX-502.2
Level	: LOW	**%Solids**	: N/A
Extract Volume (MeOH)	: N/A	**Injection Volume**	: N/A

		ug/L			
CAS NO.	**Parameter**	**Results**	**RL**	**MDL**	**Qualifier**
594-20-7	2,2-Dichloropropane	ND	2.5	0.70	U
106-93-4	1,2-Dibromoethane	ND	2.0	0.65	U
142-28-9	1,3-Dichloropropane	ND	2.5	0.70	U
630-20-6	1,1,1,2-Tetrachloroethane	ND	2.5	0.70	U
108-86-1	Bromobenzene	ND	2.5	0.70	U
104-51-8	n-Butylbenzene	ND	2.5	0.70	U
135-98-8	sec-Butylbenzene	1.5	2.5	0.70	J
98-06-6	tert-Butylbenzene	ND	2.5	0.70	U
95-49-8	o-Chlorotoluene	ND	2.5	0.70	U
106-43-4	p-Chlorotoluene	ND	2.5	0.70	U
96-12-8	1,2-Dibromo-3-chloropropane	ND	2.5	0.70	U
87-68-3	Hexachlorobutadiene	ND	2.5	0.70	U
98-82-8	Isopropylbenzene	ND	2.5	0.70	U
99-87-6	p-Isopropyltoluene	ND	2.5	0.70	U
91-20-3	Naphthalene	ND	2.5	0.70	U
103-65-1	n-Propylbenzene	ND	2.5	0.70	U
87-61-6	1,2,3-Trichlorobenzene	ND	2.5	0.70	U
120-82-1	1,2,4-Trichlorobenzene	ND	2.5	0.70	U
108-67-8	1,3,5-Trimethylbenzene	ND	2.5	0.70	U
95-63-6	1,2,4-Trimethylbenzene	ND	2.5	0.70	U
123-91-1	1,4-Dioxane	ND	250	61.	U
105-05-5	p-Diethylbenzene	ND	2.0	0.70	U
622-96-8	p-Ethyltoluene	ND	2.0	0.70	U
95-93-2	1,2,4,5-Tetramethylbenzene	ND	2.0	0.54	U
60-29-7	Ethyl ether	ND	2.5	0.70	U

APR 02 2021

Initials: CR

Results Summary
Form 1
Volatile Organics by GC/MS

Client	: P. W. Grosser	**Lab Number**	: L2102213
Project Name	: FORMER BRIGHTON CLEANERS	**Project Number**	: CIR2001
Lab ID	: L2102213-04	**Date Collected**	: 01/12/21 15:20
Client ID	: MW-14	**Date Received**	: 01/14/21
Sample Location	: 3140 CONEY ISLAND AVE, BROOKLYN	**Date Analyzed**	: 01/18/21 17:13
Sample Matrix	: WATER	**Dilution Factor**	: 1
Analytical Method	: 1,8260C	**Analyst**	: JC
Lab File ID	: V01210118A24	**Instrument ID**	: VOA101
Sample Amount	: 10 ml	**GC Column**	: RTX-502.2
Level	: LOW	**%Solids**	: N/A
Extract Volume (MeOH)	: N/A	**Injection Volume**	: N/A

		ug/L			
CAS NO.	**Parameter**	**Results**	**RL**	**MDL**	**Qualifier**
110-57-6	trans-1,4-Dichloro-2-butene	ND	2.5	0.70	U

APR 0 2 2021

Initials: CR

Results Summary
Form 1
Volatile Organics by GC/MS

Client	: P. W. Grosser	Lab Number	: L2102213
Project Name	: FORMER BRIGHTON CLEANERS	Project Number	: CIR2001
Lab ID	: L2102213-05	Date Collected	: 01/12/21 13:00
Client ID	: MW-15	Date Received	: 01/14/21
Sample Location	: 3140 CONEY ISLAND AVE, BROOKLYN	Date Analyzed	: 01/18/21 15:41
Sample Matrix	: WATER	Dilution Factor	: 1
Analytical Method	: 1,8260C	Analyst	: JC
Lab File ID	: V01210118A20	Instrument ID	: VOA101
Sample Amount	: 10 ml	GC Column	: RTX-502.2
Level	: LOW	%Solids	: N/A
Extract Volume (MeOH)	: N/A	Injection Volume	: N/A

CAS NO.	Parameter	ug/L Results	RL	MDL	Qualifier
75-09-2	Methylene chloride	ND	2.5	0.70	U
75-34-3	1,1-Dichloroethane	ND	2.5	0.70	U
67-66-3	Chloroform	ND	2.5	0.70	U
56-23-5	Carbon tetrachloride	ND	0.50	0.13	U
78-87-5	1,2-Dichloropropane	ND	1.0	0.14	U
124-48-1	Dibromochloromethane	ND	0.50	0.15	U
79-00-5	1,1,2-Trichloroethane	ND	1.5	0.50	U
127-18-4	Tetrachloroethene	1.3	0.50	0.18	
108-90-7	Chlorobenzene	ND	2.5	0.70	U
75-69-4	Trichlorofluoromethane	ND	2.5	0.70	U
107-06-2	1,2-Dichloroethane	ND	0.50	0.13	U
71-55-6	1,1,1-Trichloroethane	ND	2.5	0.70	U
75-27-4	Bromodichloromethane	ND	0.50	0.19	U
10061-02-6	trans-1,3-Dichloropropene	ND	0.50	0.16	U
10061-01-5	cis-1,3-Dichloropropene	ND	0.50	0.14	U
542-75-6	1,3-Dichloropropene, Total	ND	0.50	0.14	U
563-58-6	1,1-Dichloropropene	ND	2.5	0.70	U
75-25-2	Bromoform	ND	2.0	0.65	U
79-34-5	1,1,2,2-Tetrachloroethane	ND	0.50	0.17	U
71-43-2	Benzene	ND	0.50	0.16	U
108-88-3	Toluene	ND	2.5	0.70	U
100-41-4	Ethylbenzene	ND	2.5	0.70	U
74-87-3	Chloromethane	ND	2.5	0.70	U
74-83-9	Bromomethane	ND	2.5	0.70	U
75-01-4	Vinyl chloride	1.0	1.0	0.07	J

APR 02 2021

Initials: CR

Results Summary
Form 1
Volatile Organics by GC/MS

Client	: P. W. Grosser	**Lab Number**	: L2102213
Project Name	: FORMER BRIGHTON CLEANERS	**Project Number**	: CIR2001
Lab ID	: L2102213-05	**Date Collected**	: 01/12/21 13:00
Client ID	: MW-15	**Date Received**	: 01/14/21
Sample Location	: 3140 CONEY ISLAND AVE, BROOKLYN	**Date Analyzed**	: 01/18/21 15:41
Sample Matrix	: WATER	**Dilution Factor**	: 1
Analytical Method	: 1,8260C	**Analyst**	: JC
Lab File ID	: V01210118A20	**Instrument ID**	: VOA101
Sample Amount	: 10 ml	**GC Column**	: RTX-502.2
Level	: LOW	**%Solids**	: N/A
Extract Volume (MeOH)	: N/A	**Injection Volume**	: N/A

CAS NO.	Parameter	ug/L Results	RL	MDL	Qualifier
75-00-3	Chloroethane	ND	2.5	0.70	U
75-35-4	1,1-Dichloroethene	ND	0.50	0.17	U
156-60-5	trans-1,2-Dichloroethene	ND	2.5	0.70	U
79-01-6	Trichloroethene	2.0	0.50	0.18	
95-50-1	1,2-Dichlorobenzene	ND	2.5	0.70	U
541-73-1	1,3-Dichlorobenzene	ND	2.5	0.70	U
106-46-7	1,4-Dichlorobenzene	ND	2.5	0.70	U
1634-04-4	Methyl tert butyl ether	ND	2.5	0.70	U
179601-23-1	p/m-Xylene	ND	2.5	0.70	U
95-47-6	o-Xylene	ND	2.5	0.70	U
1330-20-7	Xylenes, Total	ND	2.5	0.70	U
156-59-2	cis-1,2-Dichloroethene	3.0	2.5	0.70	
540-59-0	1,2-Dichloroethene, Total	3.0	2.5	0.70	
74-95-3	Dibromomethane	ND	5.0	1.0	U
96-18-4	1,2,3-Trichloropropane	ND	2.5	0.70	U
107-13-1	Acrylonitrile	ND	5.0	1.5	U
100-42-5	Styrene	ND	2.5	0.70	U
75-71-8	Dichlorodifluoromethane	ND	5.0	1.0	U
67-64-1	Acetone	ND	5.0	1.5	U
75-15-0	Carbon disulfide	ND	5.0	1.0	U
78-93-3	2-Butanone	ND	5.0	1.9	U
108-05-4	Vinyl acetate	ND	5.0	1.0	U
108-10-1	4-Methyl-2-pentanone	ND	5.0	1.0	U
591-78-6	2-Hexanone	ND	5.0	1.0	U
74-97-5	Bromochloromethane	ND	2.5	0.70	U

APR 02 2021

Initials: CR

Results Summary
Form 1
Volatile Organics by GC/MS

Client	: P. W. Grosser	**Lab Number**	: L2102213
Project Name	: FORMER BRIGHTON CLEANERS	**Project Number**	: CIR2001
Lab ID	: L2102213-05	**Date Collected**	: 01/12/21 13:00
Client ID	: MW-15	**Date Received**	: 01/14/21
Sample Location	: 3140 CONEY ISLAND AVE, BROOKLYN	**Date Analyzed**	: 01/18/21 15:41
Sample Matrix	: WATER	**Dilution Factor**	: 1
Analytical Method	: 1,8260C	**Analyst**	: JC
Lab File ID	: V01210118A20	**Instrument ID**	: VOA101
Sample Amount	: 10 ml	**GC Column**	: RTX-502.2
Level	: LOW	**%Solids**	: N/A
Extract Volume (MeOH)	: N/A	**Injection Volume**	: N/A

CAS NO.	Parameter	ug/L Results	RL	MDL	Qualifier
594-20-7	2,2-Dichloropropane	ND	2.5	0.70	U
106-93-4	1,2-Dibromoethane	ND	2.0	0.65	U
142-28-9	1,3-Dichloropropane	ND	2.5	0.70	U
630-20-6	1,1,1,2-Tetrachloroethane	ND	2.5	0.70	U
108-86-1	Bromobenzene	ND	2.5	0.70	U
104-51-8	n-Butylbenzene	ND	2.5	0.70	U
135-98-8	sec-Butylbenzene	ND	2.5	0.70	U
98-06-6	tert-Butylbenzene	ND	2.5	0.70	U
95-49-8	o-Chlorotoluene	ND	2.5	0.70	U
106-43-4	p-Chlorotoluene	ND	2.5	0.70	U
96-12-8	1,2-Dibromo-3-chloropropane	ND	2.5	0.70	U
87-68-3	Hexachlorobutadiene	ND	2.5	0.70	U
98-82-8	Isopropylbenzene	ND	2.5	0.70	U
99-87-6	p-Isopropyltoluene	ND	2.5	0.70	U
91-20-3	Naphthalene	ND	2.5	0.70	U
103-65-1	n-Propylbenzene	ND	2.5	0.70	U
87-61-6	1,2,3-Trichlorobenzene	ND	2.5	0.70	U
120-82-1	1,2,4-Trichlorobenzene	ND	2.5	0.70	U
108-67-8	1,3,5-Trimethylbenzene	ND	2.5	0.70	U
95-63-6	1,2,4-Trimethylbenzene	ND	2.5	0.70	U
123-91-1	1,4-Dioxane	ND	250	61.	U
105-05-5	p-Diethylbenzene	ND	2.0	0.70	U
622-96-8	p-Ethyltoluene	ND	2.0	0.70	U
95-93-2	1,2,4,5-Tetramethylbenzene	ND	2.0	0.54	U
60-29-7	Ethyl ether	ND	2.5	0.70	U

APR 0 2 2021

Initials: CR

Results Summary
Form 1
Volatile Organics by GC/MS

Client	: P. W. Grosser	**Lab Number**	: L2102213
Project Name	: FORMER BRIGHTON CLEANERS	**Project Number**	: CIR2001
Lab ID	: L2102213-05	**Date Collected**	: 01/12/21 13:00
Client ID	: MW-15	**Date Received**	: 01/14/21
Sample Location	: 3140 CONEY ISLAND AVE, BROOKLYN	**Date Analyzed**	: 01/18/21 15:41
Sample Matrix	: WATER	**Dilution Factor**	: 1
Analytical Method	: 1,8260C	**Analyst**	: JC
Lab File ID	: V01210118A20	**Instrument ID**	: VOA101
Sample Amount	: 10 ml	**GC Column**	: RTX-502.2
Level	: LOW	**%Solids**	: N/A
Extract Volume (MeOH)	: N/A	**Injection Volume**	: N/A

		ug/L			
CAS NO.	**Parameter**	**Results**	**RL**	**MDL**	**Qualifier**
110-57-6	trans-1,4-Dichloro-2-butene	ND	2.5	0.70	U

APR 02 2021

Initials: CR

Results Summary
Form 1
Volatile Organics by GC/MS

Client	: P. W. Grosser	**Lab Number**	: L2102213
Project Name	: FORMER BRIGHTON CLEANERS	**Project Number**	: CIR2001
Lab ID	: L2102213-06	**Date Collected**	: 01/12/21 16:00
Client ID	: MW-17	**Date Received**	: 01/14/21
Sample Location	: 3140 CONEY ISLAND AVE, BROOKLYN	**Date Analyzed**	: 01/18/21 16:04
Sample Matrix	: WATER	**Dilution Factor**	: 1
Analytical Method	: 1,8260C	**Analyst**	: JC
Lab File ID	: V01210118A21	**Instrument ID**	: VOA101
Sample Amount	: 10 ml	**GC Column**	: RTX-502.2
Level	: LOW	**%Solids**	: N/A
Extract Volume (MeOH)	: N/A	**Injection Volume**	: N/A

		ug/L			
CAS NO.	**Parameter**	**Results**	**RL**	**MDL**	**Qualifier**
75-09-2	Methylene chloride	ND	2.5	0.70	U
75-34-3	1,1-Dichloroethane	ND	2.5	0.70	U
67-66-3	Chloroform	ND	2.5	0.70	U
56-23-5	Carbon tetrachloride	ND	0.50	0.13	U
78-87-5	1,2-Dichloropropane	ND	1.0	0.14	U
124-48-1	Dibromochloromethane	ND	0.50	0.15	U
79-00-5	1,1,2-Trichloroethane	ND	1.5	0.50	U
127-18-4	Tetrachloroethene	0.95	0.50	0.18	
108-90-7	Chlorobenzene	ND	2.5	0.70	U
75-69-4	Trichlorofluoromethane	ND	2.5	0.70	U
107-06-2	1,2-Dichloroethane	ND	0.50	0.13	U
71-55-6	1,1,1-Trichloroethane	ND	2.5	0.70	U
75-27-4	Bromodichloromethane	ND	0.50	0.19	U
10061-02-6	trans-1,3-Dichloropropene	ND	0.50	0.16	U
10061-01-5	cis-1,3-Dichloropropene	ND	0.50	0.14	U
542-75-6	1,3-Dichloropropene, Total	ND	0.50	0.14	U
563-58-6	1,1-Dichloropropene	ND	2.5	0.70	U
75-25-2	Bromoform	ND	2.0	0.65	U
79-34-5	1,1,2,2-Tetrachloroethane	ND	0.50	0.17	U
71-43-2	Benzene	ND	0.50	0.16	U
108-88-3	Toluene	ND	2.5	0.70	U
100-41-4	Ethylbenzene	ND	2.5	0.70	U
74-87-3	Chloromethane	ND	2.5	0.70	U
74-83-9	Bromomethane	ND	2.5	0.70	U
75-01-4	Vinyl chloride	1.4	1.0	0.07	

APR 0 2 2021

Initials: CR

Results Summary
Form 1
Volatile Organics by GC/MS

Client	: P. W. Grosser	**Lab Number**	: L2102213
Project Name	: FORMER BRIGHTON CLEANERS	**Project Number**	: CIR2001
Lab ID	: L2102213-06	**Date Collected**	: 01/12/21 16:00
Client ID	: MW-17	**Date Received**	: 01/14/21
Sample Location	: 3140 CONEY ISLAND AVE, BROOKLYN	**Date Analyzed**	: 01/18/21 16:04
Sample Matrix	: WATER	**Dilution Factor**	: 1
Analytical Method	: 1,8260C	**Analyst**	: JC
Lab File ID	: V01210118A21	**Instrument ID**	: VOA101
Sample Amount	: 10 ml	**GC Column**	: RTX-502.2
Level	: LOW	**%Solids**	: N/A
Extract Volume (MeOH)	: N/A	**Injection Volume**	: N/A

CAS NO.	Parameter	ug/L Results	RL	MDL	Qualifier
75-00-3	Chloroethane	ND	2.5	0.70	U
75-35-4	1,1-Dichloroethene	ND	0.50	0.17	U
156-60-5	trans-1,2-Dichloroethene	ND	2.5	0.70	U
79-01-6	Trichloroethene	0.47	0.50	0.18	J
95-50-1	1,2-Dichlorobenzene	ND	2.5	0.70	U
541-73-1	1,3-Dichlorobenzene	ND	2.5	0.70	U
106-46-7	1,4-Dichlorobenzene	ND	2.5	0.70	U
1634-04-4	Methyl tert butyl ether	ND	2.5	0.70	U
179601-23-1	p/m-Xylene	ND	2.5	0.70	U
95-47-6	o-Xylene	ND	2.5	0.70	U
1330-20-7	Xylenes, Total	ND	2.5	0.70	U
156-59-2	cis-1,2-Dichloroethene	4.5	2.5	0.70	
540-59-0	1,2-Dichloroethene, Total	4.5	2.5	0.70	
74-95-3	Dibromomethane	ND	5.0	1.0	U
96-18-4	1,2,3-Trichloropropane	ND	2.5	0.70	U
107-13-1	Acrylonitrile	ND	5.0	1.5	U
100-42-5	Styrene	ND	2.5	0.70	U
75-71-8	Dichlorodifluoromethane	ND	5.0	1.0	U
67-64-1	Acetone	ND	5.0	1.5	U
75-15-0	Carbon disulfide	ND	5.0	1.0	U
78-93-3	2-Butanone	ND	5.0	1.9	U
108-05-4	Vinyl acetate	ND	5.0	1.0	U
108-10-1	4-Methyl-2-pentanone	ND	5.0	1.0	U
591-78-6	2-Hexanone	ND	5.0	1.0	U
74-97-5	Bromochloromethane	ND	2.5	0.70	U

APR 0 2 2021

Initials: CR

Results Summary
Form 1
Volatile Organics by GC/MS

Client	: P. W. Grosser	**Lab Number**	: L2102213
Project Name	: FORMER BRIGHTON CLEANERS	**Project Number**	: CIR2001
Lab ID	: L2102213-06	**Date Collected**	: 01/12/21 16:00
Client ID	: MW-17	**Date Received**	: 01/14/21
Sample Location	: 3140 CONEY ISLAND AVE, BROOKLYN	**Date Analyzed**	: 01/18/21 16:04
Sample Matrix	: WATER	**Dilution Factor**	: 1
Analytical Method	: 1,8260C	**Analyst**	: JC
Lab File ID	: V01210118A21	**Instrument ID**	: VOA101
Sample Amount	: 10 ml	**GC Column**	: RTX-502.2
Level	: LOW	**%Solids**	: N/A
Extract Volume (MeOH)	: N/A	**Injection Volume**	: N/A

		ug/L			
CAS NO.	**Parameter**	**Results**	**RL**	**MDL**	**Qualifier**
594-20-7	2,2-Dichloropropane	ND	2.5	0.70	U
106-93-4	1,2-Dibromoethane	ND	2.0	0.65	U
142-28-9	1,3-Dichloropropane	ND	2.5	0.70	U
630-20-6	1,1,1,2-Tetrachloroethane	ND	2.5	0.70	U
108-86-1	Bromobenzene	ND	2.5	0.70	U
104-51-8	n-Butylbenzene	ND	2.5	0.70	U
135-98-8	sec-Butylbenzene	ND	2.5	0.70	U
98-06-6	tert-Butylbenzene	ND	2.5	0.70	U
95-49-8	o-Chlorotoluene	ND	2.5	0.70	U
106-43-4	p-Chlorotoluene	ND	2.5	0.70	U
96-12-8	1,2-Dibromo-3-chloropropane	ND	2.5	0.70	U
87-68-3	Hexachlorobutadiene	ND	2.5	0.70	U
98-82-8	Isopropylbenzene	ND	2.5	0.70	U
99-87-6	p-Isopropyltoluene	ND	2.5	0.70	U
91-20-3	Naphthalene	0.71	2.5	0.70	J
103-65-1	n-Propylbenzene	ND	2.5	0.70	U
87-61-6	1,2,3-Trichlorobenzene	ND	2.5	0.70	U
120-82-1	1,2,4-Trichlorobenzene	ND	2.5	0.70	U
108-67-8	1,3,5-Trimethylbenzene	ND	2.5	0.70	U
95-63-6	1,2,4-Trimethylbenzene	ND	2.5	0.70	U
123-91-1	1,4-Dioxane	ND	250	61.	U
105-05-5	p-Diethylbenzene	0.75	2.0	0.70	J
622-96-8	p-Ethyltoluene	ND	2.0	0.70	U
95-93-2	1,2,4,5-Tetramethylbenzene	2.4	2.0	0.54	
60-29-7	Ethyl ether	ND	2.5	0.70	U

APR 02 2021

Initials: CR

Results Summary
Form 1
Volatile Organics by GC/MS

Client	: P. W. Grosser	**Lab Number**	: L2102213
Project Name	: FORMER BRIGHTON CLEANERS	**Project Number**	: CIR2001
Lab ID	: L2102213-06	**Date Collected**	: 01/12/21 16:00
Client ID	: MW-17	**Date Received**	: 01/14/21
Sample Location	: 3140 CONEY ISLAND AVE, BROOKLYN	**Date Analyzed**	: 01/18/21 16:04
Sample Matrix	: WATER	**Dilution Factor**	: 1
Analytical Method	: 1,8260C	**Analyst**	: JC
Lab File ID	: V01210118A21	**Instrument ID**	: VOA101
Sample Amount	: 10 ml	**GC Column**	: RTX-502.2
Level	: LOW	**%Solids**	: N/A
Extract Volume (MeOH)	: N/A	**Injection Volume**	: N/A

		ug/L			
CAS NO.	**Parameter**	**Results**	**RL**	**MDL**	**Qualifier**
110-57-6	trans-1,4-Dichloro-2-butene	ND	2.5	0.70	U

APR 0 2 2021

Initials: CR

Results Summary
Form 1
Volatile Organics by GC/MS

Client	: P. W. Grosser	**Lab Number**	: L2102213
Project Name	: FORMER BRIGHTON CLEANERS	**Project Number**	: CIR2001
Lab ID	: L2102213-07	**Date Collected**	: 01/12/21 12:30
Client ID	: MLW15-20	**Date Received**	: 01/14/21
Sample Location	: 3140 CONEY ISLAND AVE, BROOKLYN	**Date Analyzed**	: 01/18/21 16:27
Sample Matrix	: WATER	**Dilution Factor**	: 1
Analytical Method	: 1,8260C	**Analyst**	: JC
Lab File ID	: V01210118A22	**Instrument ID**	: VOA101
Sample Amount	: 10 ml	**GC Column**	: RTX-502.2
Level	: LOW	**%Solids**	: N/A
Extract Volume (MeOH)	: N/A	**Injection Volume**	: N/A

		ug/L			
CAS NO.	**Parameter**	**Results**	**RL**	**MDL**	**Qualifier**
75-09-2	Methylene chloride	ND	2.5	0.70	U
75-34-3	1,1-Dichloroethane	ND	2.5	0.70	U
67-66-3	Chloroform	ND	2.5	0.70	U
56-23-5	Carbon tetrachloride	ND	0.50	0.13	U
78-87-5	1,2-Dichloropropane	ND	1.0	0.14	U
124-48-1	Dibromochloromethane	ND	0.50	0.15	U
79-00-5	1,1,2-Trichloroethane	ND	1.5	0.50	U
127-18-4	Tetrachloroethene	0.21	0.50	0.18	J
108-90-7	Chlorobenzene	ND	2.5	0.70	U
75-69-4	Trichlorofluoromethane	ND	2.5	0.70	U
107-06-2	1,2-Dichloroethane	ND	0.50	0.13	U
71-55-6	1,1,1-Trichloroethane	ND	2.5	0.70	U
75-27-4	Bromodichloromethane	ND	0.50	0.19	U
10061-02-6	trans-1,3-Dichloropropene	ND	0.50	0.16	U
10061-01-5	cis-1,3-Dichloropropene	ND	0.50	0.14	U
542-75-6	1,3-Dichloropropene, Total	ND	0.50	0.14	U
563-58-6	1,1-Dichloropropene	ND	2.5	0.70	U
75-25-2	Bromoform	ND	2.0	0.65	U
79-34-5	1,1,2,2-Tetrachloroethane	ND	0.50	0.17	U
71-43-2	Benzene	ND	0.50	0.16	U
108-88-3	Toluene	ND	2.5	0.70	U
100-41-4	Ethylbenzene	ND	2.5	0.70	U
74-87-3	Chloromethane	ND	2.5	0.70	U
74-83-9	Bromomethane	ND	2.5	0.70	U
75-01-4	Vinyl chloride	34	1.0	0.07	

APR 02 2021

Initials: CR

Results Summary
Form 1
Volatile Organics by GC/MS

Client	: P. W. Grosser	**Lab Number**	: L2102213
Project Name	: FORMER BRIGHTON CLEANERS	**Project Number**	: CIR2001
Lab ID	: L2102213-07	**Date Collected**	: 01/12/21 12:30
Client ID	: MLW15-20	**Date Received**	: 01/14/21
Sample Location	: 3140 CONEY ISLAND AVE, BROOKLYN	**Date Analyzed**	: 01/18/21 16:27
Sample Matrix	: WATER	**Dilution Factor**	: 1
Analytical Method	: 1,8260C	**Analyst**	: JC
Lab File ID	: V01210118A22	**Instrument ID**	: VOA101
Sample Amount	: 10 ml	**GC Column**	: RTX-502.2
Level	: LOW	**%Solids**	: N/A
Extract Volume (MeOH)	: N/A	**Injection Volume**	: N/A

CAS NO.	Parameter	ug/L Results	RL	MDL	Qualifier
75-00-3	Chloroethane	ND	2.5	0.70	U
75-35-4	1,1-Dichloroethene	0.17	0.50	0.17	J
156-60-5	trans-1,2-Dichloroethene	1.7	2.5	0.70	J
79-01-6	Trichloroethene	0.51	0.50	0.18	
95-50-1	1,2-Dichlorobenzene	ND	2.5	0.70	U
541-73-1	1,3-Dichlorobenzene	ND	2.5	0.70	U
106-46-7	1,4-Dichlorobenzene	ND	2.5	0.70	U
1634-04-4	Methyl tert butyl ether	ND	2.5	0.70	U
179601-23-1	p/m-Xylene	ND	2.5	0.70	U
95-47-6	o-Xylene	ND	2.5	0.70	U
1330-20-7	Xylenes, Total	ND	2.5	0.70	U
156-59-2	cis-1,2-Dichloroethene	58	2.5	0.70	
540-59-0	1,2-Dichloroethene, Total	60	2.5	0.70	J
74-95-3	Dibromomethane	ND	5.0	1.0	U
96-18-4	1,2,3-Trichloropropane	ND	2.5	0.70	U
107-13-1	Acrylonitrile	ND	5.0	1.5	U
100-42-5	Styrene	ND	2.5	0.70	U
75-71-8	Dichlorodifluoromethane	ND	5.0	1.0	U
67-64-1	Acetone	ND	5.0	1.5	U
75-15-0	Carbon disulfide	ND	5.0	1.0	U
78-93-3	2-Butanone	ND	5.0	1.9	U
108-05-4	Vinyl acetate	ND	5.0	1.0	U
108-10-1	4-Methyl-2-pentanone	ND	5.0	1.0	U
591-78-6	2-Hexanone	ND	5.0	1.0	U
74-97-5	Bromochloromethane	ND	2.5	0.70	U

APR 0 2 2021

Initials: CR

Results Summary
Form 1
Volatile Organics by GC/MS

Client	: P. W. Grosser	**Lab Number**	: L2102213
Project Name	: FORMER BRIGHTON CLEANERS	**Project Number**	: CIR2001
Lab ID	: L2102213-07	**Date Collected**	: 01/12/21 12:30
Client ID	: MLW15-20	**Date Received**	: 01/14/21
Sample Location	: 3140 CONEY ISLAND AVE, BROOKLYN	**Date Analyzed**	: 01/18/21 16:27
Sample Matrix	: WATER	**Dilution Factor**	: 1
Analytical Method	: 1,8260C	**Analyst**	: JC
Lab File ID	: V01210118A22	**Instrument ID**	: VOA101
Sample Amount	: 10 ml	**GC Column**	: RTX-502.2
Level	: LOW	**%Solids**	: N/A
Extract Volume (MeOH)	: N/A	**Injection Volume**	: N/A

CAS NO.	Parameter	ug/L Results	RL	MDL	Qualifier	
594-20-7	2,2-Dichloropropane	ND	2.5	0.70	U	U
106-93-4	1,2-Dibromoethane	ND	2.0	0.65	U	
142-28-9	1,3-Dichloropropane	ND	2.5	0.70	U	
630-20-6	1,1,1,2-Tetrachloroethane	ND	2.5	0.70	U	
108-86-1	Bromobenzene	ND	2.5	0.70	U	
104-51-8	n-Butylbenzene	ND	2.5	0.70	U	
135-98-8	sec-Butylbenzene	ND	2.5	0.70	U	
98-06-6	tert-Butylbenzene	ND	2.5	0.70	U	
95-49-8	o-Chlorotoluene	ND	2.5	0.70	U	
106-43-4	p-Chlorotoluene	ND	2.5	0.70	U	
96-12-8	1,2-Dibromo-3-chloropropane	ND	2.5	0.70	U	
87-68-3	Hexachlorobutadiene	ND	2.5	0.70	U	
98-82-8	Isopropylbenzene	ND	2.5	0.70	U	
99-87-6	p-Isopropyltoluene	ND	2.5	0.70	U	
91-20-3	Naphthalene	ND	2.5	0.70	U	
103-65-1	n-Propylbenzene	ND	2.5	0.70	U	
87-61-6	1,2,3-Trichlorobenzene	ND	2.5	0.70	U	
120-82-1	1,2,4-Trichlorobenzene	ND	2.5	0.70	U	
108-67-8	1,3,5-Trimethylbenzene	ND	2.5	0.70	U	
95-63-6	1,2,4-Trimethylbenzene	ND	2.5	0.70	U	
123-91-1	1,4-Dioxane	ND	250	61.	U	UJ
105-05-5	p-Diethylbenzene	1.1	2.0	0.70	J	J
622-96-8	p-Ethyltoluene	ND	2.0	0.70	U	U
95-93-2	1,2,4,5-Tetramethylbenzene	2.5	2.0	0.54		
60-29-7	Ethyl ether	ND	2.5	0.70	U	U

APR 0 2 2021

Initials: CR

Results Summary
Form 1
Volatile Organics by GC/MS

Client	: P. W. Grosser	**Lab Number**	: L2102213
Project Name	: FORMER BRIGHTON CLEANERS	**Project Number**	: CIR2001
Lab ID	: L2102213-07	**Date Collected**	: 01/12/21 12:30
Client ID	: MLW15-20	**Date Received**	: 01/14/21
Sample Location	: 3140 CONEY ISLAND AVE, BROOKLYN	**Date Analyzed**	: 01/18/21 16:27
Sample Matrix	: WATER	**Dilution Factor**	: 1
Analytical Method	: 1,8260C	**Analyst**	: JC
Lab File ID	: V01210118A22	**Instrument ID**	: VOA101
Sample Amount	: 10 ml	**GC Column**	: RTX-502.2
Level	: LOW	**%Solids**	: N/A
Extract Volume (MeOH)	: N/A	**Injection Volume**	: N/A

		ug/L			
CAS NO.	**Parameter**	**Results**	**RL**	**MDL**	**Qualifier**
110-57-6	trans-1,4-Dichloro-2-butene	ND	2.5	0.70	U

APR 0 2 2021

Initials: CR

Results Summary
Form 1
Volatile Organics by GC/MS

Client	: P. W. Grosser	**Lab Number**	: L2102213
Project Name	: FORMER BRIGHTON CLEANERS	**Project Number**	: CIR2001
Lab ID	: L2102213-08	**Date Collected**	: 01/12/21 12:45
Client ID	: MLW35-40	**Date Received**	: 01/14/21
Sample Location	: 3140 CONEY ISLAND AVE, BROOKLYN	**Date Analyzed**	: 01/18/21 17:36
Sample Matrix	: WATER	**Dilution Factor**	: 1
Analytical Method	: 1,8260C	**Analyst**	: JC
Lab File ID	: V01210118A25	**Instrument ID**	: VOA101
Sample Amount	: 10 ml	**GC Column**	: RTX-502.2
Level	: LOW	**%Solids**	: N/A
Extract Volume (MeOH)	: N/A	**Injection Volume**	: N/A

		ug/L				
CAS NO.	**Parameter**	**Results**	**RL**	**MDL**	**Qualifier**	
75-09-2	Methylene chloride	ND	2.5	0.70	U	U
75-34-3	1,1-Dichloroethane	ND	2.5	0.70	U	
67-66-3	Chloroform	ND	2.5	0.70	U	
56-23-5	Carbon tetrachloride	ND	0.50	0.13	U	
78-87-5	1,2-Dichloropropane	ND	1.0	0.14	U	
124-48-1	Dibromochloromethane	ND	0.50	0.15	U	
79-00-5	1,1,2-Trichloroethane	ND	1.5	0.50	U	
127-18-4	Tetrachloroethene	ND	0.50	0.18	U	
108-90-7	Chlorobenzene	ND	2.5	0.70	U	
75-69-4	Trichlorofluoromethane	ND	2.5	0.70	U	
107-06-2	1,2-Dichloroethane	ND	0.50	0.13	U	
71-55-6	1,1,1-Trichloroethane	ND	2.5	0.70	U	
75-27-4	Bromodichloromethane	ND	0.50	0.19	U	
10061-02-6	trans-1,3-Dichloropropene	ND	0.50	0.16	U	
10061-01-5	cis-1,3-Dichloropropene	ND	0.50	0.14	U	
542-75-6	1,3-Dichloropropene, Total	ND	0.50	0.14	U	
563-58-6	1,1-Dichloropropene	ND	2.5	0.70	U	
75-25-2	Bromoform	ND	2.0	0.65	U	
79-34-5	1,1,2,2-Tetrachloroethane	ND	0.50	0.17	U	
71-43-2	Benzene	ND	0.50	0.16	U	
108-88-3	Toluene	ND	2.5	0.70	U	
100-41-4	Ethylbenzene	ND	2.5	0.70	U	✓
74-87-3	Chloromethane	ND	2.5	0.70	U	UJ
74-83-9	Bromomethane	ND	2.5	0.70	U	UJ
75-01-4	Vinyl chloride	0.13	1.0	0.07	J	J

APR 0 2 2021

Initials: CR

Results Summary
Form 1
Volatile Organics by GC/MS

Client	: P. W. Grosser	**Lab Number**	: L2102213
Project Name	: FORMER BRIGHTON CLEANERS	**Project Number**	: CIR2001
Lab ID	: L2102213-08	**Date Collected**	: 01/12/21 12:45
Client ID	: MLW35-40	**Date Received**	: 01/14/21
Sample Location	: 3140 CONEY ISLAND AVE, BROOKLYN	**Date Analyzed**	: 01/18/21 17:36
Sample Matrix	: WATER	**Dilution Factor**	: 1
Analytical Method	: 1,8260C	**Analyst**	: JC
Lab File ID	: V01210118A25	**Instrument ID**	: VOA101
Sample Amount	: 10 ml	**GC Column**	: RTX-502.2
Level	: LOW	**%Solids**	: N/A
Extract Volume (MeOH)	: N/A	**Injection Volume**	: N/A

		ug/L			
CAS NO.	**Parameter**	**Results**	**RL**	**MDL**	**Qualifier**
75-00-3	Chloroethane	ND	2.5	0.70	U
75-35-4	1,1-Dichloroethene	ND	0.50	0.17	U
156-60-5	trans-1,2-Dichloroethene	ND	2.5	0.70	U
79-01-6	Trichloroethene	ND	0.50	0.18	U
95-50-1	1,2-Dichlorobenzene	ND	2.5	0.70	U
541-73-1	1,3-Dichlorobenzene	ND	2.5	0.70	U
106-46-7	1,4-Dichlorobenzene	ND	2.5	0.70	U
1634-04-4	Methyl tert butyl ether	ND	2.5	0.70	U
179601-23-1	p/m-Xylene	ND	2.5	0.70	U
95-47-6	o-Xylene	ND	2.5	0.70	U
1330-20-7	Xylenes, Total	ND	2.5	0.70	U
156-59-2	cis-1,2-Dichloroethene	1.1	2.5	0.70	J
540-59-0	1,2-Dichloroethene, Total	1.1	2.5	0.70	J
74-95-3	Dibromomethane	ND	5.0	1.0	U
96-18-4	1,2,3-Trichloropropane	ND	2.5	0.70	U
107-13-1	Acrylonitrile	ND	5.0	1.5	U
100-42-5	Styrene	ND	2.5	0.70	U
75-71-8	Dichlorodifluoromethane	ND	5.0	1.0	U
67-64-1	Acetone	ND	5.0	1.5	U
75-15-0	Carbon disulfide	ND	5.0	1.0	U
78-93-3	2-Butanone	ND	5.0	1.9	U
108-05-4	Vinyl acetate	ND	5.0	1.0	U
108-10-1	4-Methyl-2-pentanone	ND	5.0	1.0	U
591-78-6	2-Hexanone	ND	5.0	1.0	U
74-97-5	Bromochloromethane	ND	2.5	0.70	U

APR 0 2 2021

Initials: CR

Results Summary
Form 1
Volatile Organics by GC/MS

Client	: P. W. Grosser	**Lab Number**	: L2102213
Project Name	: FORMER BRIGHTON CLEANERS	**Project Number**	: CIR2001
Lab ID	: L2102213-08	**Date Collected**	: 01/12/21 12:45
Client ID	: MLW35-40	**Date Received**	: 01/14/21
Sample Location	: 3140 CONEY ISLAND AVE, BROOKLYN	**Date Analyzed**	: 01/18/21 17:36
Sample Matrix	: WATER	**Dilution Factor**	: 1
Analytical Method	: 1,8260C	**Analyst**	: JC
Lab File ID	: V01210118A25	**Instrument ID**	: VOA101
Sample Amount	: 10 ml	**GC Column**	: RTX-502.2
Level	: LOW	**%Solids**	: N/A
Extract Volume (MeOH)	: N/A	**Injection Volume**	: N/A

CAS NO.	Parameter	ug/L Results	RL	MDL	Qualifier
594-20-7	2,2-Dichloropropane	ND	2.5	0.70	U
106-93-4	1,2-Dibromoethane	ND	2.0	0.65	U
142-28-9	1,3-Dichloropropane	ND	2.5	0.70	U
630-20-6	1,1,1,2-Tetrachloroethane	ND	2.5	0.70	U
108-86-1	Bromobenzene	ND	2.5	0.70	U
104-51-8	n-Butylbenzene	ND	2.5	0.70	U
135-98-8	sec-Butylbenzene	ND	2.5	0.70	U
98-06-6	tert-Butylbenzene	ND	2.5	0.70	U
95-49-8	o-Chlorotoluene	ND	2.5	0.70	U
106-43-4	p-Chlorotoluene	ND	2.5	0.70	U
96-12-8	1,2-Dibromo-3-chloropropane	ND	2.5	0.70	U
87-68-3	Hexachlorobutadiene	ND	2.5	0.70	U
98-82-8	Isopropylbenzene	ND	2.5	0.70	U
99-87-6	p-Isopropyltoluene	ND	2.5	0.70	U
91-20-3	Naphthalene	ND	2.5	0.70	U
103-65-1	n-Propylbenzene	ND	2.5	0.70	U
87-61-6	1,2,3-Trichlorobenzene	ND	2.5	0.70	U
120-82-1	1,2,4-Trichlorobenzene	ND	2.5	0.70	U
108-67-8	1,3,5-Trimethylbenzene	ND	2.5	0.70	U
95-63-6	1,2,4-Trimethylbenzene	ND	2.5	0.70	U
123-91-1	1,4-Dioxane	ND	250	61.	U
105-05-5	p-Diethylbenzene	ND	2.0	0.70	U
622-96-8	p-Ethyltoluene	ND	2.0	0.70	U
95-93-2	1,2,4,5-Tetramethylbenzene	ND	2.0	0.54	U
60-29-7	Ethyl ether	ND	2.5	0.70	U

APR 02 2021

Initials: CR

Results Summary
Form 1
Volatile Organics by GC/MS

Client	: P. W. Grosser	**Lab Number**	: L2102213
Project Name	: FORMER BRIGHTON CLEANERS	**Project Number**	: CIR2001
Lab ID	: L2102213-08	**Date Collected**	: 01/12/21 12:45
Client ID	: MLW35-40	**Date Received**	: 01/14/21
Sample Location	: 3140 CONEY ISLAND AVE, BROOKLYN	**Date Analyzed**	: 01/18/21 17:36
Sample Matrix	: WATER	**Dilution Factor**	: 1
Analytical Method	: 1,8260C	**Analyst**	: JC
Lab File ID	: V01210118A25	**Instrument ID**	: VOA101
Sample Amount	: 10 ml	**GC Column**	: RTX-502.2
Level	: LOW	**%Solids**	: N/A
Extract Volume (MeOH)	: N/A	**Injection Volume**	: N/A

		ug/L			
CAS NO.	**Parameter**	**Results**	**RL**	**MDL**	**Qualifier**
110-57-6	trans-1,4-Dichloro-2-butene	ND	2.5	0.70	U

APR 0 2 2021

Initials: CR

Results Summary
Form 1
Volatile Organics by GC/MS

Client	: P. W. Grosser	**Lab Number**	: L2102213
Project Name	: FORMER BRIGHTON CLEANERS	**Project Number**	: CIR2001
Lab ID	: L2102213-09	**Date Collected**	: 01/12/21 00:00
Client ID	: DUPE	**Date Received**	: 01/14/21
Sample Location	: 3140 CONEY ISLAND AVE, BROOKLYN	**Date Analyzed**	: 01/18/21 16:50
Sample Matrix	: WATER	**Dilution Factor**	: 1
Analytical Method	: 1,8260C	**Analyst**	: JC
Lab File ID	: V01210118A23	**Instrument ID**	: VOA101
Sample Amount	: 10 ml	**GC Column**	: RTX-502.2
Level	: LOW	**%Solids**	: N/A
Extract Volume (MeOH)	: N/A	**Injection Volume**	: N/A

		ug/L			
CAS NO.	**Parameter**	**Results**	**RL**	**MDL**	**Qualifier**
75-09-2	Methylene chloride	ND	2.5	0.70	U
75-34-3	1,1-Dichloroethane	ND	2.5	0.70	U
67-66-3	Chloroform	ND	2.5	0.70	U
56-23-5	Carbon tetrachloride	ND	0.50	0.13	U
78-87-5	1,2-Dichloropropane	ND	1.0	0.14	U
124-48-1	Dibromochloromethane	ND	0.50	0.15	U
79-00-5	1,1,2-Trichloroethane	ND	1.5	0.50	U
127-18-4	Tetrachloroethene	8.9	0.50	0.18	
108-90-7	Chlorobenzene	ND	2.5	0.70	U
75-69-4	Trichlorofluoromethane	ND	2.5	0.70	U
107-06-2	1,2-Dichloroethane	ND	0.50	0.13	U
71-55-6	1,1,1-Trichloroethane	ND	2.5	0.70	U
75-27-4	Bromodichloromethane	ND	0.50	0.19	U
10061-02-6	trans-1,3-Dichloropropene	ND	0.50	0.16	U
10061-01-5	cis-1,3-Dichloropropene	ND	0.50	0.14	U
542-75-6	1,3-Dichloropropene, Total	ND	0.50	0.14	U
563-58-6	1,1-Dichloropropene	ND	2.5	0.70	U
75-25-2	Bromoform	ND	2.0	0.65	U
79-34-5	1,1,2,2-Tetrachloroethane	ND	0.50	0.17	U
71-43-2	Benzene	ND	0.50	0.16	U
108-88-3	Toluene	ND	2.5	0.70	U
100-41-4	Ethylbenzene	ND	2.5	0.70	U
74-87-3	Chloromethane	ND	2.5	0.70	U UJ
74-83-9	Bromomethane	ND	2.5	0.70	U UJ
75-01-4	Vinyl chloride	34	1.0	0.07	J

APR 0 2 2021

Initials: CR

Results Summary
Form 1
Volatile Organics by GC/MS

Client	: P. W. Grosser	**Lab Number**	: L2102213
Project Name	: FORMER BRIGHTON CLEANERS	**Project Number**	: CIR2001
Lab ID	: L2102213-09	**Date Collected**	: 01/12/21 00:00
Client ID	: DUPE	**Date Received**	: 01/14/21
Sample Location	: 3140 CONEY ISLAND AVE, BROOKLYN	**Date Analyzed**	: 01/18/21 16:50
Sample Matrix	: WATER	**Dilution Factor**	: 1
Analytical Method	: 1,8260C	**Analyst**	: JC
Lab File ID	: V01210118A23	**Instrument ID**	: VOA101
Sample Amount	: 10 ml	**GC Column**	: RTX-502.2
Level	: LOW	**%Solids**	: N/A
Extract Volume (MeOH)	: N/A	**Injection Volume**	: N/A

CAS NO.	Parameter	ug/L Results	RL	MDL	Qualifier
75-00-3	Chloroethane	ND	2.5	0.70	U
75-35-4	1,1-Dichloroethene	ND	0.50	0.17	U
156-60-5	trans-1,2-Dichloroethene	ND	2.5	0.70	U
79-01-6	Trichloroethene	3.8	0.50	0.18	
95-50-1	1,2-Dichlorobenzene	ND	2.5	0.70	U
541-73-1	1,3-Dichlorobenzene	ND	2.5	0.70	U
106-46-7	1,4-Dichlorobenzene	ND	2.5	0.70	U
1634-04-4	Methyl tert butyl ether	ND	2.5	0.70	U
179601-23-1	p/m-Xylene	ND	2.5	0.70	U
95-47-6	o-Xylene	ND	2.5	0.70	U
1330-20-7	Xylenes, Total	ND	2.5	0.70	U
156-59-2	cis-1,2-Dichloroethene	120	2.5	0.70	
540-59-0	1,2-Dichloroethene, Total	120	2.5	0.70	
74-95-3	Dibromomethane	ND	5.0	1.0	U
96-18-4	1,2,3-Trichloropropane	ND	2.5	0.70	U
107-13-1	Acrylonitrile	ND	5.0	1.5	U
100-42-5	Styrene	ND	2.5	0.70	U
75-71-8	Dichlorodifluoromethane	ND	5.0	1.0	U
67-64-1	Acetone	ND	5.0	1.5	U
75-15-0	Carbon disulfide	ND	5.0	1.0	U
78-93-3	2-Butanone	ND	5.0	1.9	U
108-05-4	Vinyl acetate	ND	5.0	1.0	U
108-10-1	4-Methyl-2-pentanone	ND	5.0	1.0	U
591-78-6	2-Hexanone	ND	5.0	1.0	U
74-97-5	Bromochloromethane	ND	2.5	0.70	U

APR 0 2 2021

Initials: CR

Results Summary
Form 1
Volatile Organics by GC/MS

Client	: P. W. Grosser	**Lab Number**	: L2102213
Project Name	: FORMER BRIGHTON CLEANERS	**Project Number**	: CIR2001
Lab ID	: L2102213-09	**Date Collected**	: 01/12/21 00:00
Client ID	: DUPE	**Date Received**	: 01/14/21
Sample Location	: 3140 CONEY ISLAND AVE, BROOKLYN	**Date Analyzed**	: 01/18/21 16:50
Sample Matrix	: WATER	**Dilution Factor**	: 1
Analytical Method	: 1,8260C	**Analyst**	: JC
Lab File ID	: V01210118A23	**Instrument ID**	: VOA101
Sample Amount	: 10 ml	**GC Column**	: RTX-502.2
Level	: LOW	**%Solids**	: N/A
Extract Volume (MeOH)	: N/A	**Injection Volume**	: N/A

		ug/L			
CAS NO.	**Parameter**	**Results**	**RL**	**MDL**	**Qualifier**
594-20-7	2,2-Dichloropropane	ND	2.5	0.70	U
106-93-4	1,2-Dibromoethane	ND	2.0	0.65	U
142-28-9	1,3-Dichloropropane	ND	2.5	0.70	U
630-20-6	1,1,1,2-Tetrachloroethane	ND	2.5	0.70	U
108-86-1	Bromobenzene	ND	2.5	0.70	U
104-51-8	n-Butylbenzene	ND	2.5	0.70	U
135-98-8	sec-Butylbenzene	1.6	2.5	0.70	J
98-06-6	tert-Butylbenzene	ND	2.5	0.70	U
95-49-8	o-Chlorotoluene	ND	2.5	0.70	U
106-43-4	p-Chlorotoluene	ND	2.5	0.70	U
96-12-8	1,2-Dibromo-3-chloropropane	ND	2.5	0.70	U
87-68-3	Hexachlorobutadiene	ND	2.5	0.70	U
98-82-8	Isopropylbenzene	ND	2.5	0.70	U
99-87-6	p-Isopropyltoluene	ND	2.5	0.70	U
91-20-3	Naphthalene	ND	2.5	0.70	U
103-65-1	n-Propylbenzene	ND	2.5	0.70	U
87-61-6	1,2,3-Trichlorobenzene	ND	2.5	0.70	U
120-82-1	1,2,4-Trichlorobenzene	ND	2.5	0.70	U
108-67-8	1,3,5-Trimethylbenzene	ND	2.5	0.70	U
95-63-6	1,2,4-Trimethylbenzene	ND	2.5	0.70	U
123-91-1	1,4-Dioxane	ND	250	61.	U
105-05-5	p-Diethylbenzene	ND	2.0	0.70	U
622-96-8	p-Ethyltoluene	ND	2.0	0.70	U
95-93-2	1,2,4,5-Tetramethylbenzene	ND	2.0	0.54	U
60-29-7	Ethyl ether	ND	2.5	0.70	U

APR 02 2021

Initials: CR

Results Summary
Form 1
Volatile Organics by GC/MS

Client	: P. W. Grosser	**Lab Number**	: L2102213
Project Name	: FORMER BRIGHTON CLEANERS	**Project Number**	: CIR2001
Lab ID	: L2102213-09	**Date Collected**	: 01/12/21 00:00
Client ID	: DUPE	**Date Received**	: 01/14/21
Sample Location	: 3140 CONEY ISLAND AVE, BROOKLYN	**Date Analyzed**	: 01/18/21 16:50
Sample Matrix	: WATER	**Dilution Factor**	: 1
Analytical Method	: 1,8260C	**Analyst**	: JC
Lab File ID	: V01210118A23	**Instrument ID**	: VOA101
Sample Amount	: 10 ml	**GC Column**	: RTX-502.2
Level	: LOW	**%Solids**	: N/A
Extract Volume (MeOH)	: N/A	**Injection Volume**	: N/A

		ug/L			
CAS NO.	**Parameter**	**Results**	**RL**	**MDL**	**Qualifier**
110-57-6	trans-1,4-Dichloro-2-butene	ND	2.5	0.70	U

APR 0 2 2021

Initials: CR

Results Summary
Form 1
Volatile Organics by GC/MS

Client	: P. W. Grosser	**Lab Number**	: L2102213
Project Name	: FORMER BRIGHTON CLEANERS	**Project Number**	: CIR2001
Lab ID	: L2102213-10	**Date Collected**	: 01/12/21 13:15
Client ID	: FIELD BLANK	**Date Received**	: 01/14/21
Sample Location	: 3140 CONEY ISLAND AVE, BROOKLYN	**Date Analyzed**	: 01/18/21 14:32
Sample Matrix	: Field Blank	**Dilution Factor**	: 1
Analytical Method	: 1,8260C	**Analyst**	: JC
Lab File ID	: V01210118A17	**Instrument ID**	: VOA101
Sample Amount	: 10 ml	**GC Column**	: RTX-502.2
Level	: LOW	**%Solids**	: N/A
Extract Volume (MeOH)	: N/A	**Injection Volume**	: N/A

CAS NO.	Parameter	ug/L Results	RL	MDL	Qualifier
75-09-2	Methylene chloride	ND	2.5	0.70	U
75-34-3	1,1-Dichloroethane	ND	2.5	0.70	U
67-66-3	Chloroform	ND	2.5	0.70	U
56-23-5	Carbon tetrachloride	ND	0.50	0.13	U
78-87-5	1,2-Dichloropropane	ND	1.0	0.14	U
124-48-1	Dibromochloromethane	ND	0.50	0.15	U
79-00-5	1,1,2-Trichloroethane	ND	1.5	0.50	U
127-18-4	Tetrachloroethene	ND	0.50	0.18	U
108-90-7	Chlorobenzene	ND	2.5	0.70	U
75-69-4	Trichlorofluoromethane	ND	2.5	0.70	U
107-06-2	1,2-Dichloroethane	ND	0.50	0.13	U
71-55-6	1,1,1-Trichloroethane	ND	2.5	0.70	U
75-27-4	Bromodichloromethane	ND	0.50	0.19	U
10061-02-6	trans-1,3-Dichloropropene	ND	0.50	0.16	U
10061-01-5	cis-1,3-Dichloropropene	ND	0.50	0.14	U
542-75-6	1,3-Dichloropropene, Total	ND	0.50	0.14	U
563-58-6	1,1-Dichloropropene	ND	2.5	0.70	U
75-25-2	Bromoform	ND	2.0	0.65	U
79-34-5	1,1,2,2-Tetrachloroethane	ND	0.50	0.17	U
71-43-2	Benzene	ND	0.50	0.16	U
108-88-3	Toluene	ND	2.5	0.70	U
100-41-4	Ethylbenzene	ND	2.5	0.70	U
74-87-3	Chloromethane	ND	2.5	0.70	U
74-83-9	Bromomethane	ND	2.5	0.70	U
75-01-4	Vinyl chloride	ND	1.0	0.07	U

APR 0 2 2021

Initials: CR

Results Summary
Form 1
Volatile Organics by GC/MS

Client	: P. W. Grosser	**Lab Number**	: L2102213
Project Name	: FORMER BRIGHTON CLEANERS	**Project Number**	: CIR2001
Lab ID	: L2102213-10	**Date Collected**	: 01/12/21 13:15
Client ID	: FIELD BLANK	**Date Received**	: 01/14/21
Sample Location	: 3140 CONEY ISLAND AVE, BROOKLYN	**Date Analyzed**	: 01/18/21 14:32
Sample Matrix	: Field Blank	**Dilution Factor**	: 1
Analytical Method	: 1,8260C	**Analyst**	: JC
Lab File ID	: V01210118A17	**Instrument ID**	: VOA101
Sample Amount	: 10 ml	**GC Column**	: RTX-502.2
Level	: LOW	**%Solids**	: N/A
Extract Volume (MeOH)	: N/A	**Injection Volume**	: N/A

CAS NO.	Parameter	ug/L Results	RL	MDL	Qualifier
75-00-3	Chloroethane	ND	2.5	0.70	U
75-35-4	1,1-Dichloroethene	ND	0.50	0.17	U
156-60-5	trans-1,2-Dichloroethene	ND	2.5	0.70	U
79-01-6	Trichloroethene	ND	0.50	0.18	U
95-50-1	1,2-Dichlorobenzene	ND	2.5	0.70	U
541-73-1	1,3-Dichlorobenzene	ND	2.5	0.70	U
106-46-7	1,4-Dichlorobenzene	ND	2.5	0.70	U
1634-04-4	Methyl tert butyl ether	ND	2.5	0.70	U
179601-23-1	p/m-Xylene	ND	2.5	0.70	U
95-47-6	o-Xylene	ND	2.5	0.70	U
1330-20-7	Xylenes, Total	ND	2.5	0.70	U
156-59-2	cis-1,2-Dichloroethene	ND	2.5	0.70	U
540-59-0	1,2-Dichloroethene, Total	ND	2.5	0.70	U
74-95-3	Dibromomethane	ND	5.0	1.0	U
96-18-4	1,2,3-Trichloropropane	ND	2.5	0.70	U
107-13-1	Acrylonitrile	ND	5.0	1.5	U
100-42-5	Styrene	ND	2.5	0.70	U
75-71-8	Dichlorodifluoromethane	ND	5.0	1.0	U
67-64-1	Acetone	ND	5.0	1.5	U
75-15-0	Carbon disulfide	ND	5.0	1.0	U
78-93-3	2-Butanone	ND	5.0	1.9	U
108-05-4	Vinyl acetate	ND	5.0	1.0	U
108-10-1	4-Methyl-2-pentanone	ND	5.0	1.0	U
591-78-6	2-Hexanone	ND	5.0	1.0	U
74-97-5	Bromochloromethane	ND	2.5	0.70	U

APR 0 2 2021

Initials: CR

Results Summary
Form 1
Volatile Organics by GC/MS

Client	: P. W. Grosser	**Lab Number**	: L2102213
Project Name	: FORMER BRIGHTON CLEANERS	**Project Number**	: CIR2001
Lab ID	: L2102213-10	**Date Collected**	: 01/12/21 13:15
Client ID	: FIELD BLANK	**Date Received**	: 01/14/21
Sample Location	: 3140 CONEY ISLAND AVE, BROOKLYN	**Date Analyzed**	: 01/18/21 14:32
Sample Matrix	: Field Blank	**Dilution Factor**	: 1
Analytical Method	: 1,8260C	**Analyst**	: JC
Lab File ID	: V01210118A17	**Instrument ID**	: VOA101
Sample Amount	: 10 ml	**GC Column**	: RTX-502.2
Level	: LOW	**%Solids**	: N/A
Extract Volume (MeOH)	: N/A	**Injection Volume**	: N/A

		ug/L			
CAS NO.	**Parameter**	**Results**	**RL**	**MDL**	**Qualifier**
594-20-7	2,2-Dichloropropane	ND	2.5	0.70	U
106-93-4	1,2-Dibromoethane	ND	2.0	0.65	U
142-28-9	1,3-Dichloropropane	ND	2.5	0.70	U
630-20-6	1,1,1,2-Tetrachloroethane	ND	2.5	0.70	U
108-86-1	Bromobenzene	ND	2.5	0.70	U
104-51-8	n-Butylbenzene	ND	2.5	0.70	U
135-98-8	sec-Butylbenzene	ND	2.5	0.70	U
98-06-6	tert-Butylbenzene	ND	2.5	0.70	U
95-49-8	o-Chlorotoluene	ND	2.5	0.70	U
106-43-4	p-Chlorotoluene	ND	2.5	0.70	U
96-12-8	1,2-Dibromo-3-chloropropane	ND	2.5	0.70	U
87-68-3	Hexachlorobutadiene	ND	2.5	0.70	U
98-82-8	Isopropylbenzene	ND	2.5	0.70	U
99-87-6	p-Isopropyltoluene	ND	2.5	0.70	U
91-20-3	Naphthalene	ND	2.5	0.70	U
103-65-1	n-Propylbenzene	ND	2.5	0.70	U
87-61-6	1,2,3-Trichlorobenzene	ND	2.5	0.70	U
120-82-1	1,2,4-Trichlorobenzene	ND	2.5	0.70	U
108-67-8	1,3,5-Trimethylbenzene	ND	2.5	0.70	U
95-63-6	1,2,4-Trimethylbenzene	ND	2.5	0.70	U
123-91-1	1,4-Dioxane	ND	250	61.	U
105-05-5	p-Diethylbenzene	ND	2.0	0.70	U
622-96-8	p-Ethyltoluene	ND	2.0	0.70	U
95-93-2	1,2,4,5-Tetramethylbenzene	ND	2.0	0.54	U
60-29-7	Ethyl ether	ND	2.5	0.70	U

APR 0 2 2021

Initials: CR

Results Summary
Form 1
Volatile Organics by GC/MS

Client	: P. W. Grosser	**Lab Number**	: L2102213
Project Name	: FORMER BRIGHTON CLEANERS	**Project Number**	: CIR2001
Lab ID	: L2102213-10	**Date Collected**	: 01/12/21 13:15
Client ID	: FIELD BLANK	**Date Received**	: 01/14/21
Sample Location	: 3140 CONEY ISLAND AVE, BROOKLYN	**Date Analyzed**	: 01/18/21 14:32
Sample Matrix	: Field Blank	**Dilution Factor**	: 1
Analytical Method	: 1,8260C	**Analyst**	: JC
Lab File ID	: V01210118A17	**Instrument ID**	: VOA101
Sample Amount	: 10 ml	**GC Column**	: RTX-502.2
Level	: LOW	**%Solids**	: N/A
Extract Volume (MeOH)	: N/A	**Injection Volume**	: N/A

		ug/L			
CAS NO.	**Parameter**	**Results**	**RL**	**MDL**	**Qualifier**
110-57-6	trans-1,4-Dichloro-2-butene	ND	2.5	0.70	U

APR 0 2 2021

Initials: CR

Results Summary
Form 1
Volatile Organics by GC/MS

Client	: P. W. Grosser	**Lab Number**	: L2102213
Project Name	: FORMER BRIGHTON CLEANERS	**Project Number**	: CIR2001
Lab ID	: L2102213-11	**Date Collected**	: 01/12/21 00:00
Client ID	: TRIP BLANK	**Date Received**	: 01/14/21
Sample Location	: 3140 CONEY ISLAND AVE, BROOKLYN	**Date Analyzed**	: 01/18/21 14:55
Sample Matrix	: Trip Blank (aqueous)	**Dilution Factor**	: 1
Analytical Method	: 1,8260C	**Analyst**	: JC
Lab File ID	: V01210118A18	**Instrument ID**	: VOA101
Sample Amount	: 10 ml	**GC Column**	: RTX-502.2
Level	: LOW	**%Solids**	: N/A
Extract Volume (MeOH)	: N/A	**Injection Volume**	: N/A

CAS NO.	Parameter	ug/L Results	RL	MDL	Qualifier	
75-09-2	Methylene chloride	ND	2.5	0.70	U	U
75-34-3	1,1-Dichloroethane	ND	2.5	0.70	U	
67-66-3	Chloroform	ND	2.5	0.70	U	
56-23-5	Carbon tetrachloride	ND	0.50	0.13	U	
78-87-5	1,2-Dichloropropane	ND	1.0	0.14	U	
124-48-1	Dibromochloromethane	ND	0.50	0.15	U	
79-00-5	1,1,2-Trichloroethane	ND	1.5	0.50	U	
127-18-4	Tetrachloroethene	ND	0.50	0.18	U	
108-90-7	Chlorobenzene	ND	2.5	0.70	U	
75-69-4	Trichlorofluoromethane	ND	2.5	0.70	U	
107-06-2	1,2-Dichloroethane	ND	0.50	0.13	U	
71-55-6	1,1,1-Trichloroethane	ND	2.5	0.70	U	
75-27-4	Bromodichloromethane	ND	0.50	0.19	U	
10061-02-6	trans-1,3-Dichloropropene	ND	0.50	0.16	U	
10061-01-5	cis-1,3-Dichloropropene	ND	0.50	0.14	U	
542-75-6	1,3-Dichloropropene, Total	ND	0.50	0.14	U	
563-58-6	1,1-Dichloropropene	ND	2.5	0.70	U	
75-25-2	Bromoform	ND	2.0	0.65	U	
79-34-5	1,1,2,2-Tetrachloroethane	ND	0.50	0.17	U	
71-43-2	Benzene	ND	0.50	0.16	U	
108-88-3	Toluene	ND	2.5	0.70	U	
100-41-4	Ethylbenzene	ND	2.5	0.70	U	✓
74-87-3	Chloromethane	ND	2.5	0.70	U	UJ
74-83-9	Bromomethane	ND	2.5	0.70	U	UJ
75-01-4	Vinyl chloride	ND	1.0	0.07	U	UJ

APR 0 2 2021

Initials: CR

Results Summary
Form 1
Volatile Organics by GC/MS

Client	: P. W. Grosser	**Lab Number**	: L2102213
Project Name	: FORMER BRIGHTON CLEANERS	**Project Number**	: CIR2001
Lab ID	: L2102213-11	**Date Collected**	: 01/12/21 00:00
Client ID	: TRIP BLANK	**Date Received**	: 01/14/21
Sample Location	: 3140 CONEY ISLAND AVE, BROOKLYN	**Date Analyzed**	: 01/18/21 14:55
Sample Matrix	: Trip Blank (aqueous)	**Dilution Factor**	: 1
Analytical Method	: 1,8260C	**Analyst**	: JC
Lab File ID	: V01210118A18	**Instrument ID**	: VOA101
Sample Amount	: 10 ml	**GC Column**	: RTX-502.2
Level	: LOW	**%Solids**	: N/A
Extract Volume (MeOH)	: N/A	**Injection Volume**	: N/A

CAS NO.	Parameter	ug/L Results	RL	MDL	Qualifier
75-00-3	Chloroethane	ND	2.5	0.70	U
75-35-4	1,1-Dichloroethene	ND	0.50	0.17	U
156-60-5	trans-1,2-Dichloroethene	ND	2.5	0.70	U
79-01-6	Trichloroethene	ND	0.50	0.18	U
95-50-1	1,2-Dichlorobenzene	ND	2.5	0.70	U
541-73-1	1,3-Dichlorobenzene	ND	2.5	0.70	U
106-46-7	1,4-Dichlorobenzene	ND	2.5	0.70	U
1634-04-4	Methyl tert butyl ether	ND	2.5	0.70	U
179601-23-1	p/m-Xylene	ND	2.5	0.70	U
95-47-6	o-Xylene	ND	2.5	0.70	U
1330-20-7	Xylenes, Total	ND	2.5	0.70	U
156-59-2	cis-1,2-Dichloroethene	ND	2.5	0.70	U
540-59-0	1,2-Dichloroethene, Total	ND	2.5	0.70	U
74-95-3	Dibromomethane	ND	5.0	1.0	U
96-18-4	1,2,3-Trichloropropane	ND	2.5	0.70	U
107-13-1	Acrylonitrile	ND	5.0	1.5	U
100-42-5	Styrene	ND	2.5	0.70	U
75-71-8	Dichlorodifluoromethane	ND	5.0	1.0	U
67-64-1	Acetone	ND	5.0	1.5	U
75-15-0	Carbon disulfide	ND	5.0	1.0	U
78-93-3	2-Butanone	ND	5.0	1.9	U
108-05-4	Vinyl acetate	ND	5.0	1.0	U
108-10-1	4-Methyl-2-pentanone	ND	5.0	1.0	U
591-78-6	2-Hexanone	ND	5.0	1.0	U
74-97-5	Bromochloromethane	ND	2.5	0.70	U

APR 02 2021

Initials: CR

Results Summary
Form 1
Volatile Organics by GC/MS

Client	: P. W. Grosser	**Lab Number**	: L2102213
Project Name	: FORMER BRIGHTON CLEANERS	**Project Number**	: CIR2001
Lab ID	: L2102213-11	**Date Collected**	: 01/12/21 00:00
Client ID	: TRIP BLANK	**Date Received**	: 01/14/21
Sample Location	: 3140 CONEY ISLAND AVE, BROOKLYN	**Date Analyzed**	: 01/18/21 14:55
Sample Matrix	: Trip Blank (aqueous)	**Dilution Factor**	: 1
Analytical Method	: 1,8260C	**Analyst**	: JC
Lab File ID	: V01210118A18	**Instrument ID**	: VOA101
Sample Amount	: 10 ml	**GC Column**	: RTX-502.2
Level	: LOW	**%Solids**	: N/A
Extract Volume (MeOH)	: N/A	**Injection Volume**	: N/A

CAS NO.	Parameter	ug/L Results	RL	MDL	Qualifier	
594-20-7	2,2-Dichloropropane	ND	2.5	0.70	U	U
106-93-4	1,2-Dibromoethane	ND	2.0	0.65	U	
142-28-9	1,3-Dichloropropane	ND	2.5	0.70	U	
630-20-6	1,1,1,2-Tetrachloroethane	ND	2.5	0.70	U	
108-86-1	Bromobenzene	ND	2.5	0.70	U	
104-51-8	n-Butylbenzene	ND	2.5	0.70	U	
135-98-8	sec-Butylbenzene	ND	2.5	0.70	U	
98-06-6	tert-Butylbenzene	ND	2.5	0.70	U	
95-49-8	o-Chlorotoluene	ND	2.5	0.70	U	
106-43-4	p-Chlorotoluene	ND	2.5	0.70	U	
96-12-8	1,2-Dibromo-3-chloropropane	ND	2.5	0.70	U	
87-68-3	Hexachlorobutadiene	ND	2.5	0.70	U	
98-82-8	Isopropylbenzene	ND	2.5	0.70	U	
99-87-6	p-Isopropyltoluene	ND	2.5	0.70	U	
91-20-3	Naphthalene	ND	2.5	0.70	U	
103-65-1	n-Propylbenzene	ND	2.5	0.70	U	
87-61-6	1,2,3-Trichlorobenzene	ND	2.5	0.70	U	
120-82-1	1,2,4-Trichlorobenzene	ND	2.5	0.70	U	
108-67-8	1,3,5-Trimethylbenzene	ND	2.5	0.70	U	
95-63-6	1,2,4-Trimethylbenzene	ND	2.5	0.70	U	
123-91-1	1,4-Dioxane	ND	250	61.	U	UJ
105-05-5	p-Diethylbenzene	ND	2.0	0.70	U	U
622-96-8	p-Ethyltoluene	ND	2.0	0.70	U	
95-93-2	1,2,4,5-Tetramethylbenzene	ND	2.0	0.54	U	
60-29-7	Ethyl ether	ND	2.5	0.70	U	

APR 02 2021

Initials: CR

Results Summary
Form 1
Volatile Organics by GC/MS

Client	: P. W. Grosser	**Lab Number**	: L2102213
Project Name	: FORMER BRIGHTON CLEANERS	**Project Number**	: CIR2001
Lab ID	: L2102213-11	**Date Collected**	: 01/12/21 00:00
Client ID	: TRIP BLANK	**Date Received**	: 01/14/21
Sample Location	: 3140 CONEY ISLAND AVE, BROOKLYN	**Date Analyzed**	: 01/18/21 14:55
Sample Matrix	: Trip Blank (aqueous)	**Dilution Factor**	: 1
Analytical Method	: 1,8260C	**Analyst**	: JC
Lab File ID	: V01210118A18	**Instrument ID**	: VOA101
Sample Amount	: 10 ml	**GC Column**	: RTX-502.2
Level	: LOW	**%Solids**	: N/A
Extract Volume (MeOH)	: N/A	**Injection Volume**	: N/A

		ug/L			
CAS NO.	**Parameter**	**Results**	**RL**	**MDL**	**Qualifier**
110-57-6	trans-1,4-Dichloro-2-butene	ND	2.5	0.70	U

APR 0 2 2021

Initials: CR

LDC #: 50758A1a **VALIDATION COMPLETENESS WORKSHEET** Date: 04/01/21
SDG #: L2102213 Category B Page: 1 of 1
Laboratory: Alpha Analytical, Inc. Reviewer: JVG
2nd Reviewer:

METHOD: GC/MS Volatiles (EPA SW 846 Method 8260C)

The samples listed below were reviewed for each of the following validation areas. Validation findings are noted in attached validation findings worksheets.

	Validation Area		Comments
I.	Sample receipt/Technical holding times	A/A	
II.	GC/MS Instrument performance check	A	
III.	Initial calibration/ICV	SW/SW	ICAL ≤ 20% r ICV ≤ 30%
IV.	Continuing calibration	SW	CCV ≤ 20%
V.	Laboratory Blanks	SW	
VI.	Field blanks	ND	FB = 10 TB = 11
VII.	Surrogate spikes	A	
VIII.	Matrix spike/Matrix spike duplicates	SW	
IX.	Laboratory control samples	SW	LCS/D
X.	Field duplicates	SW	D = 4 3/9
XI.	Internal standards	A	
XII.	Compound quantitation RL/LOQ/LODs	A	Results <RL > MDL = J dets
XIII.	Target compound identification	A	
XIV.	System performance	A	
XV.	Overall assessment of data	A	

Note: A = Acceptable; N = Not provided/applicable; SW = See worksheet; ND = No compounds detected; R = Rinsate; FB = Field blank; D = Duplicate; TB = Trip blank; EB = Equipment blank; SB=Source blank; OTHER:

	Client ID	Lab ID	Matrix	Date
1	MW-10	L2102213-01	Water	01/12/21
2	MW-12	L2102213-02	Water	01/12/21
3	MW-13 D	L2102213-03	Water	01/12/21
4	MW-14	L2102213-04	Water	01/12/21
5	MW-15	L2102213-05	Water	01/12/21
6	MW-17	L2102213-06	Water	01/12/21
7	MLW15-20	L2102213-07	Water	01/12/21
8	MLW35-40	L2102213-08	Water	01/12/21
9	DUPE D	L2102213-09	Water	01/12/21
10	FIELD BLANK	L2102213-10	Water	01/12/21
11	TRIP BLANK	L2102213-11	Water	01/12/21
12	MW-12MS	L2102213-02MS	Water	01/12/21
13	MW-12MSD	L2102213-02MSD	Water	01/12/21
14				

+1. WG1456457-5 BLANK
-2. WG1456602-1

LDC #: 50785 A1a

VALIDATION FINDINGS CHECKLIST

Reviewer: JVG

Method: Volatiles (EPA SW 846 Method 8260C)

Validation Area	Yes	No	NA	Findings/Comments
I. Technical holding times				
Were all technical holding times met?	✓			
Was cooler temperature criteria met?	✓			
II. GC/MS Instrument performance check				
Were the BFB performance results reviewed and found to be within the specified criteria?	✓			
Were all samples analyzed within the 12 hour clock criteria?	✓			
IIIa. Initial calibration				
Did the laboratory perform a 5 point calibration prior to sample analysis?	✓			
Were all percent relative standard deviations (%RSD) ≤ 20% and relative response factors (RRF) within method criteria?	✓	✓		
Was a curve fit used for evaluation? If yes, did the initial calibration meet the curve fit acceptance criteria of ≥ 0.990?	✓			
IIIb. Initial Calibration Verification				
Was an initial calibration verification standard analyzed after each initial calibration for each instrument?	✓			
Were all percent differences (%D) ≤ 30%?		✓		
IV. Continuing calibration				
Was a continuing calibration standard analyzed at least once every 12 hours for each instrument?	✓			
Were all percent differences (%D) ≤ 20% and relative response factors (RRF) within method criteria?		✓		
V. Laboratory Blanks				
Was a laboratory blank associated with every sample in this SDG?	✓			
Was a laboratory blank analyzed at least once every 12 hours for each matrix and concentration?	✓			
Was there contamination in the laboratory blanks?	✓			
VI. Field blanks				
Were field blanks were identified in this SDG?	✓			
Were target compounds detected in the field blanks?		✓		
VII. Surrogate spikes				
Were all surrogate percent recovery (%R) within QC limits?	✓			
If the percent recovery (%R) for one or more surrogates was out of QC limits, was a reanalysis performed to confirm samples with %R outside of criteria?			✓	
VIII. Matrix spike/Matrix spike duplicates				
Were matrix spike (MS) and matrix spike duplicate (MSD) analyzed in this SDG?	✓			
Were the MS/MSD percent recoveries (%R) and the relative percent differences (RPD) within the QC limits?		✓		

Validation Area	Yes	No	NA	Findings/Comments
IX. Laboratory control samples				
Was an LCS analyzed per analytical batch?	✓			
Were the LCS percent recoveries (%R) and relative percent difference (RPD) within the QC limits?		✓		
X. Field duplicates				
Were field duplicate pairs identified in this SDG?	✓			
Were target compounds detected in the field duplicates?	✓			
XI. Internal standards				
Were internal standard area counts within -50% to +100% of the associated calibration standard?	✓			
Were retention times within ± 30 seconds of the associated calibration standard?	✓			
XII. Compound quantitation				
Did the laboratory LOQs/RLs meet the QAPP LOQs/RLs?	✓			
Were the correct internal standard (IS), quantitation ion and relative response factor (RRF) used to quantitate the compound?	✓			
Were compound quantitation and RLs adjusted to reflect all sample dilutions and dry weight factors applicable to level IV validation?	✓			
XIII. Target compound identification				
Were relative retention times (RRT's) within ± 0.06 RRT units of the standard?	✓			
Did compound spectra meet specified EPA "Functional Guidelines" criteria?	✓			
Were chromatogram peaks verified and accounted for?	✓			
XIV. System performance				
System performance was found to be acceptable.	✓			
XV. Overall assessment of data				
Overall assessment of data was found to be acceptable.	✓			

TARGET COMPOUND WORKSHEET

METHOD: VOA

A. Chloromethane	AA. Tetrachloroethene	AAA. 1,3,5-Trimethylbenzene	AAAA. Ethyl tert-butyl ether	A1. 1,3-Butadiene	A2. 1,2,4,5-Tetramethylbenzene
B. Bromomethane	BB. 1,1,2,2-Tetrachloroethane	BBB. 4-Chlorotoluene	BBBB. tert-Amyl methyl ether	B1. Hexane	B2.
C. Vinyl choride	CC. Toluene	CCC. tert-Butylbenzene	CCCC. 1-Chlorohexane	C1. Heptane	C2.
D. Chloroethane	DD. Chlorobenzene	DDD. 1,2,4-Trimethylbenzene	DDDD. Isopropyl alcohol	D1. Propylene	D2.
E. Methylene chloride	EE. Ethylbenzene	EEE. sec-Butylbenzene	EEEE. Acetonitrile	E1. Freon 11	E2.
F. Acetone	FF. Styrene	FFF. 1,3-Dichlorobenzene	FFFF. Acrolein	F1. Freon 12	F2.
G. Carbon disulfide	GG. Xylenes, total	GGG. p-Isopropyltoluene	GGGG. Acrylonitrile	G1. Freon 113	G2.
H. 1,1-Dichloroethene	HH. Vinyl acetate	HHH. 1,4-Dichlorobenzene	HHHH. 1,4-Dioxane	H1. Freon 114	H2.
I. 1,1-Dichloroethane	II. 2-Chloroethylvinyl ether	III. n-Butylbenzene	IIII. Isobutyl alcohol	I1. 2-Nitropropane	I2.
J. 1,2-Dichloroethene, total	JJ. Dichlorodifluoromethane	JJJ. 1,2-Dichlorobenzene	JJJJ. Methacrylonitrile	J1. Dimethyl disulfide	J2.
K. Chloroform	KK. Trichlorofluoromethane	KKK. 1,2,4-Trichlorobenzene	KKKK. Propionitrile	K1. 2,3-Dimethyl pentane	K2.
L. 1,2-Dichloroethane	LL. Methyl-tert-butyl ether	LLL. Hexachlorobutadiene	LLLL. Ethyl ether	L1. 2,4-Dimethyl pentane	L2.
M. 2-Butanone	MM. 1,2-Dibromo-3-chloropropane	MMM. Naphthalene	MMMM. Benzyl chloride	M1. 3,3-Dimethyl pentane	M2.
N. 1,1,1-Trichloroethane	NN. Methyl ethyl ketone	NNN. 1,2,3-Trichlorobenzene	NNNN. Iodomethane	N1. 2-Methylpentane	N2.
O. Carbon tetrachloride	OO. 2,2-Dichloropropane	OOO. 1,3,5-Trichlorobenzene	OOOO.1,1-Difluoroethane	O1. 3-Methylpentane	O2.
P. Bromodichloromethane	PP. Bromochloromethane	PPP. trans-1,2-Dichloroethene	PPPP. Tetrahydrofuran	P1. 3-Ethylpentane	P2.
Q. 1,2-Dichloropropane	QQ. 1,1-Dichloropropene	QQQ. cis-1,2-Dichloroethene	QQQQ. Methyl acetate	Q1. 2,2-Dimethylpentane	Q2.
R. cis-1,3-Dichloropropene	RR. Dibromomethane	RRR. m,p-Xylenes	RRRR. Ethyl acetate	R1. 2,2,3- Trimethylbutane	R2.
S. Trichloroethene	SS. 1,3-Dichloropropane	SSS. o-Xylene	SSSS. Cyclohexane	S1. 2,2,4-Trimethylpentane	S2.
T. Dibromochloromethane	TT. 1,2-Dibromoethane	TTT. 1,1,2-Trichloro-1,2,2-trifluoroethane	TTTT. Methylcyclohexane	T1. 2-Methylhexane	T2.
U. 1,1,2-Trichloroethane	UU. 1,1,1,2-Tetrachloroethane	UUU. 1,2-Dichlorotetrafluoroethane	UUUU. Allyl chloride	U1. Nonanal	U2.
V. Benzene	VV. Isopropylbenzene	VVV. 4-Ethyltoluene	VVVV. Methyl methacrylate	V1. 2-Methylnaphthalene	V2.
W. trans-1,3-Dichloropropene	WW. Bromobenzene	WWW. Ethanol	WWWW. Ethyl methacrylate	W1. Methanol	W2.
X. Bromoform	XX. 1,2,3-Trichloropropane	XXX. Di-isopropyl ether	XXXX. cis-1,4-Dichloro-2-butene	X1. 1,2,3-Trimethylbenzene	X2.
Y. 4-Methyl-2-pentanone	YY. n-Propylbenzene	YYY. tert-Butanol	YYYY. trans-1,4-Dichloro-2-butene	Y1. 2-Propanol	Y2.
Z. 2-Hexanone	ZZ. 2-Chlorotoluene	ZZZ. tert-Butyl alcohol	ZZZZ. Pentachloroethane	Z1. p-Diethylbenzene	Z2.

LDC #: 50758A1a

VALIDATION FINDINGS WORKSHEET
Initial Calibration

Reviewer: JVG

METHOD: GC/MS VOA (EPA SW 846 Method 8260C)

Please see qualifications below for all questions answered "N". Not applicable questions are identified as "N/A".

Y N N/A Did the laboratory perform a 5 point calibration prior to sample analysis?

Y N N/A Were percent relative standard deviations (%RSD) ≤ 20% and relative response factors (RRF) within the method criteria?

Y N N/A Was a curve fit used for evaluation? If yes, what was the acceptance criteria used for evaluation? $r^2 \geq 0.99$

Y N N/A Did the initial calibration meet the acceptance criteria?

#	Date	Standard ID	Compound	Finding %RSD (Limit: <15%/20.0%)	Finding RRF (Limit)	Associated Samples	Qualifications
	11/10/20	VOA105	HHH		0.001 (≥0.005)	1,2,12,13,MB2	(ND) J/UJ A

LDC #: 50758A1a

VALIDATION FINDINGS WORKSHEET
Initial Calibration Verification

Reviewer: JVG

METHOD: GC/MS VOA (EPA SW 846 Method 8260C)

Please see qualifications below for all questions answered "N". Not applicable questions are identified as "N/A".

Y N N/A Was an initial calibration verification standard analyzed after each ICAL for each instrument?

Y N N/A Were all %D within the validation criteria of ~~≤20~~/30%D?

#	Date	Standard ID	Compound	Finding %D (Limit: ≤ 20/30.0%)	Associated Samples	Qualifications
	01/07/21	V012101066 P19	HH	34.8	3-11, MB1 (ND)	J/UJ/A
			HHHH	33.3		

LDC #: 50758A1a

VALIDATION FINDINGS WORKSHEET
Continuing Calibration

Page: 1 of 1
Reviewer: JVG

METHOD: GC/MS VOA (EPA SW 846 Method 8260C)

Please see qualifications below for all questions answered "N". Not applicable questions are identified as "N/A".

Y N N/A Was a continuing calibration standard analyzed at least once every 12 hours for each instrument?

Y N N/A Were percent differences (%D) ≤20 % and relative response factors (RRF) within the method criteria?

#	Date	Standard ID	Compound	Finding %D (Limit: <20.0%)	Finding RRF (Limit)	Associated Samples	Qualifications
	01/19/21	V052101 19A01	JJ	21.2		1, 2, 12, 13, MB2	(ND) J/UJ/A
	6:48		B	52.9			
			YYYY	25.2			
			HHHH		0.00120 (≥0.005)		
	01/18/21	V012101 18A01	JJ	26.8		3-11, MB1 (ND + Det)	J/UJ/A
	8:23		A	46.9			
			C	28.4			
			B	23.7			

Note: * = Ave RRF failed method criteria but within validation criteria

LDC #: 50758A1a

VALIDATION FINDINGS WORKSHEET
Blanks

Reviewer: JVG

METHOD: GC/MS VOA (EPA SW 846 Method 8260C)

Please see qualifications below for all questions answered "N". Not applicable questions are identified as "N/A".

Y N N/A Was a method blank associated with every sample in this SDG?
Y N N/A Was a method blank analyzed at least once every 12 hours for each matrix and concentration?
Y N N/A Was there contamination in the method blanks? If yes, please see the qualifications below.

Blank analysis date: 01/18/21
Conc. units: ug/L Associated Samples: 3-11 (ND)

Compound	Blank ID	Sample Identification								
	WG1456457-5 BLANK									
B	0.96									

Blank analysis date:
Conc. units: Associated Samples:

Compound	Blank ID	Sample Identification								

Common contaminants such as Methylene chloride, Acetone, 2-Butanone and Carbon disulfide that were detected in samples within ten times the associated blank concentration were qualified as not detected, "U". Other contaminants within five times the blank concentration were also qualified as not detected, "U".

LDC #: 50758 A1a

VALIDATION FINDINGS WORKSHEET
Matrix Spike/Matrix Spike Duplicates

Reviewer: JVG

METHOD : GC/MS VOA (EPA SW 846 Method 8260C)

Please see qualifications below for all questions answered "N". Not applicable questions are identified as "N/A".

Y N N/A Were a matrix spike (MS) and matrix spike duplicate (MSD) analyzed for each matrix in this SDG? If no, indicate which matrix does not have an associated MS/MSD. Soil / Water.

Y N N/A Was a MS/MSD analyzed every 20 samples of each matrix?

Y N N/A Were the MS/MSD percent recoveries (%R) and the relative percent differences (RPD) within the QC limits?

#	MS/MSD ID	Compound	MS %R (Limits)	MSD %R (Limits)	RPD (Limits)	Associated Samples	Qualifications
	12/13	B	31 (39-139)	( )	( )	2 (ND)	J/UJ/A
		YYYY	48 (70-130)	55 (70-130)	( )		
		B	( )	( )	25 (20)		Jdets/A
		M	( )	( )	25 ( )		
			( )	( )	( )		
			( )	( )	( )		
			( )	( )	( )		
			( )	( )	( )		
			( )	( )	( )		
			( )	( )	( )		
			( )	( )	( )		
			( )	( )	( )		
			( )	( )	( )		
			( )	( )	( )		
			( )	( )	( )		
			( )	( )	( )		
			( )	( )	( )		
			( )	( )	( )		
			( )	( )	( )		
			( )	( )	( )		
			( )	( )	( )		
			( )	( )	( )		

LDC #: 50758 A1a

VALIDATION FINDINGS WORKSHEET
Laboratory Control Samples (LCS)

Reviewer: JVG

METHOD: GC/MS VOA (EPA SW 846 Method 8260C)

Please see qualifications below for all questions answered "N". Not applicable questions are identified as "N/A".

Y N N/A Was a LCS required?

Y N N/A Were the LCS percent recoveries (%R) and relative percent difference (RPD) within the QC limits?

#	LCS/LCSD ID	Compound	LCS %R (Limits)	LCSD %R (Limits)	RPD (Limits)	Associated Samples	Qualifications
	WG145645 7-3,4 LCS/D	A	53 (64-130)	54 (64-130)	( )	1-11, MB1 (ND)	J/UJ/P
			( )	( )	( )		
			( )	( )	( )		
			( )	( )	( )		
			( )	( )	( )		
			( )	( )	( )		
			( )	( )	( )		
			( )	( )	( )		
			( )	( )	( )		
			( )	( )	( )		
			( )	( )	( )		
			( )	( )	( )		
			( )	( )	( )		
			( )	( )	( )		
			( )	( )	( )		
			( )	( )	( )		
			( )	( )	( )		
			( )	( )	( )		
			( )	( )	( )		
			( )	( )	( )		
			( )	( )	( )		
			( )	( )	( )		
			( )	( )	( )		
			( )	( )	( )		
			( )	( )	( )		
			( )	( )	( )		

LDC #: 50758A1a

VALIDATION FINDINGS WORKSHEET
Field Duplicates

Reviewer: JVG

METHOD: GC/MS VOA (EPA SW 846 Method 8260C)

Compound	Concentration (ug/L)		RPD
	4	9	
AA	8.1	8.9	9
C	33	34	3
S	3.7	3.8	3
QQQ	120	120	0
J	120	120	0
EEE	1.5	1.6	6

V:\Josephine\FIELD DUPLICATES\50758A1a pw grosser coney island.wpd

LDC #: 50758A1a

VALIDATION FINDINGS WORKSHEET
Initial Calibration Calculation Verification

Reviewer: JVG

METHOD: GC/MS VOA (EPA SW 846 Method 8260C)

The Relative Response Factor (RRF), average RRF, and percent relative standard deviation (%RSD) were recalculated for the compounds identified below using the following calculations:

$RRF = (A_x)(C_{is})/(A_{is})(C_x)$ — A_x = Area of Compound — A_{is} = Area of associated internal standard

average RRF = sum of the RRFs/number of standards — C_x = Concentration of compound, — C_{is} = Concentration of internal standard

%RSD = 100 * (S/X) — S= Standard deviation of the RRFs, — X = Mean of the RRFs

#	Standard ID	Calibration Date	Compound (IS)	Reported RRF (STD 10)	Recalculated RRF (STD 10)	Reported Average RRF (Initial)	Recalculated Average RRF (Initial)	Reported %RSD	Recalculated %RSD
1	ICAL VOA105	11/10/2020	cis-1,2-DCE (FBZ)	0.240	0.240	0.242	0.242	3.98	3.98
			Tetrachloroethene (CBZ)	0.372	0.372	0.374	0.374	8.02	8.02
			1,2,4-TMB (DCB)	1.956	1.956	1.942	1.942	4.92	4.92
2	ICAL VOA 101	1/6/2021	1,1,1-TCA (FBZ)	0.443	0.443	0.427	0.427	14.61	14.63
			Toluene (CBZ)	0.938	0.938	0.877	0.877	11.09	11.06
			1,2,4-TMB (DCB)	2.524	2.524	2.356	2.356	13.31	13.31

LDC#: 50758A1a

VALIDATION FINDINGS WORKSHEET
Continuing Calibration Results Verification

Reviewer: JVG

METHOD: GC/MS VOA (EPA SW 846 Method 8260C)

The percent difference (%D) of the initial calibration average Relative Response Factors (RRFs) and the continuing calibration RRFs were recalculated for the compounds identified below using the following calculation:

% Difference = 100 * (ave. RRF - RRF)/ave. RRF
RRF = (Ax)(Cis)/(Ais)(Cx)

Where:
ave. RRF = initial calibration average RRF
RRF = continuing calibration RRF
Ax = Area of compound,
Cx = Concentration of compound,
Ais = Area of associated internal standard
Cis = Concentration of internal standard

#	Standard ID	Calibration Date	Compound	(IS)	Average RRF (Initial)	Reported RRF (CC)	Recalculated RRF (CC)	Reported % D	Recalculated %D
1	V05210119A01	01/19/21 6:48	cis-1,2-DCE	(FBZ)	0.242	0.262	0.262	8.3	8.3
			Tetrachloroethene	(CBZ)	0.374	0.386	0.386	3.2	3.2
			1,2,4-TMB	(DCB)	1.942	2.176	2.176	12.0	12.0
2	V01210118A01	01/18/21 8:23	1,1,1-TCA	(FBZ)	0.427	0.385	0.385	9.8	9.8
			Toluene	(CBZ)	0.877	0.874	0.874	0.3	0.3
			1,2,4-TMB	(DCB)	2.356	2.448	2.448	3.9	3.9

LDC #: 50758 Air

VALIDATION FINDINGS WORKSHEET
Surrogate Results Verification

Reviewer: JVG

METHOD: GC/MS VOA (EPA SW 846 Method 8260C)

The percent recoveries (%R) of surrogates were recalculated for the compounds identified below using the following calculation:

% Recovery: SF/SS * 100

Where: SF = Surrogate Found
SS = Surrogate Spiked

Sample ID: 1

	Surrogate Spiked	Surrogate Found	Percent Recovery Reported	Percent Recovery Recalculated	Percent Difference
Dibromofluoromethane	10.0	10.194	102	102	0
1,2-Dichloroethane-d4		9.179	92	92	
Toluene-d8		9.934	99	99	
Bromofluorobenzene		9.302	93	93	

Sample ID:

	Surrogate Spiked	Surrogate Found	Percent Recovery Reported	Percent Recovery Recalculated	Percent Difference
Dibromofluoromethane					
1,2-Dichloroethane-d4					
Toluene-d8					
Bromofluorobenzene					

Sample ID:

	Surrogate Spiked	Surrogate Found	Percent Recovery Reported	Percent Recovery Recalculated	Percent Difference
Dibromofluoromethane					
1,2-Dichloroethane-d4					
Toluene-d8					
Bromofluorobenzene					

LDC #: 50758A1a

VALIDATION FINDINGS WORKSHEET
Matrix Spike/Matrix Spike Duplicates Results Verification

Reviewer: JVG

METHOD: GC/MS VOA (EPA SW 846 Method 8260C)

The percent recoveries (%R) and Relative Percent Difference (RPD) of the matrix spike and matrix spike duplicate were recalculated for the compounds identified below using the following calculation:

% Recovery = 100 * (SSC - SC)/SA

Where: SSC = Spiked sample concentration; SA = Spike added; SC = Sample concentration

RPD = | MSC - MSC | * 2/(MSC + MSDC)

MSC = Matrix spike concentration; MSDC = Matrix spike duplicate concentration

MS/MSD sample: 12/13

Compound	Spike Added (ug/L)		Sample Concentration (ug/L)	Spiked Sample Concentration (ug/L)		Matrix Spike Percent Recovery		Matrix Spike Duplicate Percent Recovery		MS/MSD RPD	
	MS	MSD	-----	MS	MSD	Reported	Recalc.	Reported	Recalc.	Reported	Recalc.
1,1-Dichloroethene	10.0	10.0	0	12	12	120	120	120	120	0	0
Trichloroethene			0.57	11.203	10.994	104	106	104	104	0	2
Benzene			0	11	11	110	110	110	110	0	0
Toluene				11	11	110	110	110	110	0	0
Chlorobenzene	✓	✓	✓	11	11	110	110	110	110	0	0

Comments: Refer to Matrix Spike/Matrix Spike Duplicates findings worksheet for list of qualifications and associated samples when reported results do not agree within 10.0% of the recalculated results.

LDC #: 50758A1a

VALIDATION FINDINGS WORKSHEET
Laboratory Control Sample Results Verification

Reviewer: JVG

METHOD: GC/MS VOA (EPA SW 846 Method 8260C)

The percent recoveries (%R) and Relative Percent Difference (RPD) of the laboratoy control sample and laboratory control sample duplicate (if applicable) were recalculated for the compounds identified below using the following calculation:

% Recovery = 100 * SSC/SA Where: SSC = Spiked sample concentration; SA = Spike added

RPD = I LCSC - LCSDC I * 2/(LCSC + LCSDC) LCSC = Laboratory control sample concentration LCSDC = Laboratory control sample duplicate concentration

LCS ID: WG1456457-3.4

Compound	Spike Added (ug/L)		Spiked Sample Concentration (ug/L)		LCS Percent Recovery		LCSD Percent Recovery		LCS/LCSD RPD	
	LCS	LCSD	LCS	LCSD	Reported	Recalc.	Reported	Recalc.	Reported	Recalculated
1,1-Dichloroethene	10.0	10.0	8.8	8.8	88	88	88	88	0	0
Trichloroethene			9.4	9.2	94	94	92	92	2	2
Benzene			9.3	9.2	93	93	92	92	1	1
Toluene			10.0	9.7	100	100	97	97	3	3
Chlorobenzene	✓	✓	9.7	9.4	97	97	94	94	3	3

Comments:

LDC #: 50758A1a

VALIDATION FINDINGS WORKSHEET
Sample Calculation Verification

Reviewer: JVG

METHOD: GC/MS VOA (EPA SW 846 Method 8260C)

The concentration of the sample was calculated for the compound identified below using the following calculation:

Concentration = $\frac{(A_x)(I_s)(DF)}{(A_{is})(RRF)(V_o)(\%S)}$

A_x = Area of the characteristic ion (EICP) for the compound to be measured

A_{is} = Area of the characteristic ion (EICP) for the specific internal standard

I_s = Amount of internal standard added in nanograms (ng)

RRF = Relative response factor of the calibration standard.

V_o = Volume or weight of sample pruged in milliliters (ml) or grams (g).

Df = Dilution factor.

%S = Percent solids, applicable to soils and solid matrices only.

Example:

Sample I.D. 2, PCE

Conc. = $\frac{(31510)(10)}{(172749)(0.374)}$

= 4.88

≈ 4.9 ug/L

#	Sample ID	Compound	Reported Concentration (ug/L)	Calculated Concentration (ug/L)	Qualification
	2	PCE	4.9	4.9	—

Enclosure 2

NEW YORK STATE DEPARTMENT OF ENVIRONMENTAL CONSERVATION
Site Management Periodic Review Report Notice
Institutional and Engineering Controls Certification Form

Site Details **Box 1**

Site No. **C224157**

Site Name Former Brighton Cleaners

Site Address: 3140 Coney Island Ave Zip Code: 11235
City/Town: Brooklyn
County: Kings
Site Acreage: 0.090

Reporting Period: March 18, 2020 to March 18, 2021

	YES	NO
1. Is the information above correct?	X	
If NO, include handwritten above or on a separate sheet.		
2. Has some or all of the site property been sold, subdivided, merged, or undergone a tax map amendment during this Reporting Period?		X
3. Has there been any change of use at the site during this Reporting Period (see 6NYCRR 375-1.11(d))?		X
4. Have any federal, state, and/or local permits (e.g., building, discharge) been issued for or at the property during this Reporting Period?		X
If you answered YES to questions 2 thru 4, include documentation or evidence that documentation has been previously submitted with this certification form.		
5. Is the site currently undergoing development?		X

Box 2

	YES	NO
6. Is the current site use consistent with the use(s) listed below? Restricted-Residential, Commercial, and Industrial	X	
7. Are all ICs in place and functioning as designed?	X	

IF THE ANSWER TO EITHER QUESTION 6 OR 7 IS NO, sign and date below and DO NOT COMPLETE THE REST OF THIS FORM. Otherwise continue.

A Corrective Measures Work Plan must be submitted along with this form to address these issues.

Signature of Owner, Remedial Party or Designated Representative Date

Box 2A

	YES	NO
8. Has any new information revealed that assumptions made in the Qualitative Exposure Assessment regarding offsite contamination are no longer valid?	☐	X

If you answered YES to question 8, include documentation or evidence that documentation has been previously submitted with this certification form.

	YES	NO
9. Are the assumptions in the Qualitative Exposure Assessment still valid? (The Qualitative Exposure Assessment must be certified every five years)	X	☐

If you answered NO to question 9, the Periodic Review Report must include an updated Qualitative Exposure Assessment based on the new assumptions.

SITE NO. C224157 **Box 3**

Description of Institutional Controls

Parcel	Owner	Institutional Control
8678-64	3140 Coney Island Realty, LLC	Monitoring Plan O&M Plan IC/EC Plan Ground Water Use Restriction Soil Management Plan Landuse Restriction Site Management Plan

- compliance with the Environmental Easement and the approved SMP;
- restricts the use of groundwater as a source of potable or process water, without necessary water quality treatment as determined by NYSDOH or county DOH;
- allows the use and development of controlled property for Restricted residential, commercial, and industrial use as defined in Part 375-1.8(g), although land use is subject to local zoning laws.

Box 4

Description of Engineering Controls

Parcel	Engineering Control
8678-64	Vapor Mitigation Cover System Air Sparging/Soil Vapor Extraction Groundwater Treatment System

- site cover system
- soil vapor extraction system
- ssds system
- in-situ chemical oxidation (ISCO)

Box 5

Periodic Review Report (PRR) Certification Statements

1. I certify by checking "YES" below that:

a) the Periodic Review report and all attachments were prepared under the direction of, and reviewed by, the party making the Engineering Control certification;

b) to the best of my knowledge and belief, the work and conclusions described in this certification are in accordance with the requirements of the site remedial program, and generally accepted engineering practices; and the information presented is accurate and compete.

YES	NO
X	

2. For each Engineering control listed in Box 4, I certify by checking "YES" below that all of the following statements are true:

(a) The Engineering Control(s) employed at this site is unchanged since the date that the Control was put in-place, or was last approved by the Department;

(b) nothing has occurred that would impair the ability of such Control, to protect public health and the environment;

(c) access to the site will continue to be provided to the Department, to evaluate the remedy, including access to evaluate the continued maintenance of this Control;

(d) nothing has occurred that would constitute a violation or failure to comply with the Site Management Plan for this Control; and

(e) if a financial assurance mechanism is required by the oversight document for the site, the mechanism remains valid and sufficient for its intended purpose established in the document.

YES	NO
X	

IF THE ANSWER TO QUESTION 2 IS NO, sign and date below and DO NOT COMPLETE THE REST OF THIS FORM. Otherwise continue.

A Corrective Measures Work Plan must be submitted along with this form to address these issues.

Signature of Owner, Remedial Party or Designated Representative

Date

IC CERTIFICATIONS
SITE NO. C224157

Box 6

SITE OWNER OR DESIGNATED REPRESENTATIVE SIGNATURE

I certify that all information and statements in Boxes 1,2, and 3 are true. I understand that a false statement made herein is punishable as a Class "A" misdemeanor, pursuant to Section 210.45 of the Penal Law.

I Oleg Blinshteyn (print name) at 3140 Coney Island Ave (print business address),

am certifying as _____ (Owner or Remedial Party)

for the Site named in the Site Details Section of this form.

_____ 4-26-21

Signature of Owner, Remedial Party, or Designated Representative Rendering Certification — Date

EC CERTIFICATIONS

Box 7

Professional Engineer Signature

I certify that all information in Boxes 4 and 5 are true. I understand that a false statement made herein is punishable as a Class "A" misdemeanor, pursuant to Section 210.45 of the Penal Law.

I PAUL BOYCE at 630 JOHNSON AVE, SUITE 7 BOHEMIA, NY 11716,

print name — print business address

am certifying as a Professional Engineer for the OWNER

(Owner or Remedial Party)

STATE OF NEW YORK
PAUL KENNETH BOYCE
LICENSED PROFESSIONAL ENGINEER
087004

Signature of Professional Engineer, for the Owner or Remedial Party, Rendering Certification

Stamp (Required for PE)

04.23.2021

Date