



MOVE YOUR ENVIRONMENT FORWARD

SITE CHARACTERIZATION WORK PLAN - ADDENDUM

Cinderella 248, LLC Off-Site - Site #C224160A
248 Flatbush Avenue
Brooklyn, Kings County, New York

Prepared For:

Contract# D009808, Work Assignment No. 33
New York State Department of Environmental Conservation
Division of Environmental Remediation
625 Broadway
Albany, New York 12233-7012

Prepared By:

HRP Associates, Inc.
1 Fairchild Square, Suite 110
Clifton Park, NY 12065

HRP #: DEC1033.P2

Issued On: October 7, 2022



TABLE OF CONTENTS

1.0	INTRODUCTION.....	1
1.1	Site Description and Background Information	1
1.2	Site Geology and Hydrogeology.....	2
1.3	Previous Investigations and Remedial Actions.....	2
1.4	Areas of Concern	4
2.0	SITE CHARACTERIZATION SCOPE OF WORK.....	5
2.1	Ground Penetrating Radar (GPR) Survey	5
2.2	Sub-Slab SVI Investigations	5
2.3	Survey of Investigation Locations	6
2.4	Analytical Data Quality Evaluation	6
2.5	Site Characterization Report.....	7
2.6	Project Schedule	7
3.0	REFERENCES.....	8

Figures

Figure 1	Site Location
Figure 2	Site Plan and Proposed Investigation Locations
Figure 3	Surrounding Property Use
Figure 4	Previous Investigation Soil Vapor Points PCE Concentrations

Tables

Table 1	Historic Property Use and Relevant Regulatory Findings
Table 2	Sampling Summary
Table 3	Analytical Methods/Quality Assurance Summary

Appendices

Attachment A	Site-specific Health and Safety Plan
Attachment B	Community Air Monitoring Program (CAMP)

1.0 INTRODUCTION

On May 16, 2022, HRP Associates, Inc. (HRP) was authorized to complete this New York State Department of Environmental Conservation (NYSDEC) Work Assignment (WA) No. 33 (D009808-33) for Site Characterizations (SC) for eight P-Sites located in Region 2 (New York, New York). This Work Plan Addendum summarizes Site-specific background information and a scope of work for Cinderella 248 LLC Off-Site SC (Site No. C224160A). This document is intended to supplement information provided in HRP's SC Work Plan prepared for the Region 2 Soil Vapor Intrusion (SVI) Off-Site portfolio dated August 29, 2022. The focus of the Cinderella 248 LLC Off-Site SC is to characterize potential impacts to off-site receptors related to chlorinated volatile organic compound (CVOC) contamination which has been identified in on-site soil, groundwater, and soil vapor. The scope of work for the SC, discussed herein, was developed based on HRP's review of previous investigations, remedial action, and site monitoring conducted between 2005 and 2020 as well as discussions and planning with NYSDEC staff.

1.1 Site Description and Background Information

The off-site area surrounding the Cinderella 248 LLC Site (#C224160), located at 248 Flatbush Avenue, Brooklyn, NY, (**Figure 1**) is the focus of this investigation. The 0.057-acre Site consists of a 2,310 square foot, one-story masonry building, and associated basement constructed between 1888 and 1906. The building is currently occupied by a fitness center, and was previously occupied by Cinderella Cleaners, a dry cleaner and shoe repair facility. The Site is depicted on **Figure 2**.

The property is zoned Residence District R7A with a C2-4 commercial overlay according to the New York City Zoning and land use map. Properties surrounding the Site are primarily commercial and residential. At present the areas surrounding the property include:

- North: Mixed use properties, with ground floor commercial space and residential apartments on upper floors, followed by St. Marks Avenue.
- South: Commercial properties and residential properties including Eladia's Kids Preschool (120 ft), followed by Prospect Place.
- East: Flatbush Avenue, followed by retail stores, restaurants, and residential properties.
- West: A recessed courtyard (approximately 10 ft below sidewalk grade) used by neighboring residential properties, followed by residential properties and 6th Avenue.

Site history was detailed in the November 2014 Remedial Investigation (RI) report, prepared by FPM Group, Ltd. (FPM). The Site was operated as Cinderella Cleaners, a dry cleaner and shoe repair facility from at least 1985 to 2005 and is now occupied by a fitness center. Other prior uses have reportedly included office space, retail stores, and a woodworker.

Surrounding properties of interest and their historic uses are presented on **Table 1**. Current and historical property use is depicted on **Figure 3**.

1.2 Site Geology and Hydrogeology

The Site lies at an elevation of approximately 75 ft above mean sea level (amsl). Topography of the Site is relatively flat. A recessed courtyard (approximately 10 ft below sidewalk grade) is located in the rear of the Site building to the west. The general topography of the surrounding area is gently sloping to the north to the courtyard adjacent to the Site.

The USGS "Bedrock and Engineering Geologic Maps of New York County and Parts of Kings and Queens Counties, New York, and Parts of Bergen and Hudson Counties, New Jersey" indicate the bedrock underlying the Sites is part of the Hartland Formation, a mica-schist and quartz feldspar granulite. Bedrock has not been encountered in any of the on-site investigations reviewed by HRP. Bedrock is overlain by unconsolidated coastal plain deposits belonging to the Upper Cretaceous Monmouth Group, Matawan Group, and Magothy Formation which consist of silty clay, glauconitic sandy clay, sand, and gravel (Fisher et al., 1970). According to the United States Department of Agriculture (USDA) Natural Resources Conservation Service (NRCS) Web Soil Survey, the Site and surrounding area are mapped as Urban Land.

During the RI, FPM identified fill material from immediately below the building slab to the depth of approximately 5 ft below the slab. The fill was noted to generally consist of silty sand with minor amounts of brick, wood, glass, and/or angular gravel. Native soil was encountered from below the base of the fill to 10 ft below the slab. Native soils generally consisted of silty sand with varying amounts of gravel.

FPM encountered groundwater at depths of approximately 52 ft below the basement floor during RI. Previous investigations determined that groundwater flow direction is to the north-northwest.

1.3 Previous Investigations and Remedial Actions

In preparation of this work plan HRP reviewed the following previous investigation reports and associated documents:

- Phase I Environmental Site Assessment (ESA), prepared by Advanced Cleanup Technologies, Inc. (ACT), dated December 1, 2005.
- Phase II ESA, prepared by ARCADIS U.S., Inc. (ARCADIS), dated June 16, 2011.
- Remedial Investigation/Alternatives Analysis Report, prepared by FPM, dated October 2014.
- Periodic Review Report (PRR) for reporting period March 27, 2019 through March 27, 2020, prepared by FPM, dated June 2020.

In 2005, ACT conducted a subsurface investigation to evaluate a historic dry cleaning machine coolant leak identified during the Phase I ESA. The investigation found soils beneath the former boiler room (situated in the northwest portion of the basement of the property) were impacted with the CVOC, tetrachloroethene (PCE). Additionally, PCE was detected at a concentration of 285 micrograms per liter (µg/L) in a groundwater sample collected from beneath the boiler room. Under the direction of ACT, the identified PCE impacted soils were excavated to a depth of 5 ft below basement grade. Based on results of excavation endpoint samples, ACT determined that no further excavation was necessary.

In 2011, ARCADIS conducted a Phase II ESA that included soil and groundwater investigation in the basement of the Site building and soil vapor intrusion (SVI) investigations in the Site building and neighboring buildings to the north and south of the Site. Findings of the Phase II ESA are summarized below:

- PCE was detected in soil vapor and indoor air at concentrations at which the New York State Department of Health (NYSDOH) Soil Vapor/Indoor Air matrices recommended mitigation at the Site and at adjoining properties to the north and south. PCE was detected at concentrations at which monitoring is recommended at a property further south of the Site.
- PCE was detected in soil at concentrations below Unrestricted Use Soil Cleanup Objectives (UUSCOs).
- PCE was also detected in groundwater at concentrations exceeding Technical and Operational Guidance Series (TOGS) 1.1.1, however, PCE concentrations were an order of magnitude below those detected during the 2005 subsurface investigation.

Based on the findings of the Phase II ESA the Site was entered into the NYSDEC Brownfield Cleanup Program (BCP) in April 2013 as Site #C224160.

In 2014 FPM conducted a RI at the Site which further delineated PCE impacts to soil, groundwater, and soil vapor. Findings from the RI are summarized below:

- PCE was detected in Site soil at concentrations not exceeding UUSCOs. Based on soil sampling results from the RI and previous investigations, FPM concluded no significant PCE impacted soils remain on-site following the remedial excavation completed in 2005.
- PCE was detected in Site groundwater at concentrations exceeding TOGS 1.1.1 Class GA criteria (6.4 to 25 µg/l), indicating a significant decrease (from 285 µg/L) following the completion of remedial excavation in 2005.
- Based on SVI results from the 2011 Phase II ESA and the 2014 RI, FPM concluded that PCE concentrations in soil vapor were sufficiently delineated throughout the on-site and off-site properties. Based on a comparison of results to NYSDOH Soil Vapor/Indoor Air matrices, FPM recommended SVI mitigation in the on-site building, three off-site properties to the south, and the southern portion of the adjoining property to the north. A summary of PCE concentrations detected in soil vapor during previous investigations, as summarized in the RI, is depicted on **Figure 4**.

Based on the findings of the RI and Alternatives Analysis (AA) performed by FPM, a sub-slab depressurization system (SSDS) was installed in 2016 as part of the Site remedy. The SSDS consists of three segments of lateral pipe (SSD-1 through -3) designed to mitigate SVI at the Site and adjoining properties situated north and south of the Site. The area serviced by the SSDS (based on radius of influence testing and SSDS performance monitoring) is depicted on **Figures 2 and 4**. The effectiveness of the SSDS is monitored under a Site Management Plan (SMP) for the Site. Site institutional controls were established under the SMP and an environmental easement.

Site monitoring activities performed under the SMP include quarterly monitoring of the SSDS and annual SVI sampling of the Site and adjoining properties serviced by the SSDS. SSDS monitoring consists of recording vacuum and flow rate measurements throughout the system, including vacuum measurements from sub-slab monitoring points, to confirm depressurization of building slabs. SVI sampling consists of collecting indoor air samples for laboratory analysis from indoor air locations in the Site building and adjoining buildings as well as the collection of a SSDS effluent sample to monitor PCE and other VOC concentrations remaining in soil vapor.

According to the most recent available PRR prepared by FPM for Site management activities conducted between March 2019 and March 2020 (SVI sampling conducted December 2019), the SSDS is effectively preventing SVI in the Site building and adjoining properties. During the December 2019 sampling event PCE was detected in indoor air at the Site and adjoining buildings at concentrations ranging from 0.43 to 1.03 micrograms per cubic meter ($\mu\text{g}/\text{m}^3$), below the concentration of PCE measured in outdoor ambient air ($2.72 \mu\text{g}/\text{m}^3$). Additionally, analytical results from SSDS effluent sampling indicate PCE concentrations are declining in sub-slab soil vapor. PCE was detected at a concentration of $6.49 \mu\text{g}/\text{m}^3$ in the system effluent sample collected during December 2019 sampling event, marking a decline from the maximum concentration of ($3,800 \mu\text{g}/\text{m}^3$) detected following system start-up in August 2016. Based on the results of the December 2019 sampling, FPM recommended operation of the SSDS and SVI sampling should continue according to the quarterly and annual schedules established by the SMP. FPM recommended that termination of system operation should be considered if the criteria for completion of remediation is achieved during the next reporting period.

1.4 Areas of Concern

Based on the findings of previous investigations, and discussions with NYSDEC and NYSDOH, the evaluation of potential exposure pathways from on-site PCE to off-site receptors through SVI, is the primary focus of this SC. SVI at several off-site buildings or portions thereof is currently mitigated by a SSDS installed beneath the Site and adjoining properties. The area serviced by the SSDS is depicted on **Figures 2 and 4**. The SSDS was installed based on the results of SVI investigations conducted during the 2011 Phase II ESA and the 2014 RI which evaluated SVI at buildings to the north and south of the Site. However, a review of SVI results from the previous investigations (**Figure 4**) indicates PCE in soil vapor may not be fully delineated, particularly to the west and south of the Site where elevated concentrations of PCE were detected in soil vapor samples collected from the boundaries of the area serviced by the SSDS. Additionally, although the Site SSDS services properties north of the Site, SVI/indoor air sampling is not performed at the properties to the north as part of Site management activities. Therefore, in discussion with the NYSDEC and NYSDOH, four buildings nearest to the Site (but outside of the SSDS treatment area) in the north, south, northwest, and southwest directions have been identified as areas of concern (AOCs) and are to be evaluated for SVI as part of this SC. One additional building southwest of the Site is also considered an AOC due to use of the building as a childcare center. The AOCs (proposed SVI investigation locations) are depicted on **Figure 2**.

Additional AOCs warranting further characterization may be identified during the implementation of the SC.

2.0 **SITE CHARACTERIZATION SCOPE OF WORK**

In order to investigate the AOCs described above, HRP proposes the installation of soil vapor points in the neighboring buildings adjacent to the Site. Based on the results of investigation described in this scope of work, additional investigation activities, including additional sub-slab SVI/indoor air investigations and/or soil vapor point installations, may be recommended.

The work summarized below is to be completed in accordance with the Region 2 SVI Off-Site Work Plan dated August 29, 2022, HRP's generic field activities plan (FAP), Health and Safety Plan (HASP), Quality Assurance Project Plan (QAPP) on-file with the NYSDEC, and DER-10 *Technical Guidance for Site Investigation and Remediation (May 2010)*. Sample handling, decontamination procedures, and disposal of investigation derived waste (IDW) related to the scope of work below are to be performed in accordance with the above referenced work plans.

Proposed investigation locations are depicted on **Figure 2**. Sample types and locations are summarized on **Table 2** and sample QA/QC details (analyses, containers, hold times etc.) are summarized on **Table 3**. The site-specific HASP is provided in **Attachment A**. The Community Air Monitoring Plan (CAMP) that details procedures for air monitoring during intrusive activities is included in **Attachment B**.

The scope of work for the Cinderella 248 LLC Off-Site SC is summarized below.

2.1 **Ground Penetrating Radar (GPR) Survey**

Prior to completing sub-slab SVI investigations, HRP will perform the following activities:

- Complete a ground penetrating radar (GPR) survey within a 10-foot radius of each proposed indoor sub-slab SVI vapor point (hammer drill) location to ensure locations areas are clear of obstructions and identify any other potential AOCs.
- Installation of soil borings for soil vapor points and monitoring wells is not anticipated as part of the initial phase of this SC; however, if it is determined soil borings are to be installed in a later phase, appropriate measures will be taken in accordance with the Region 2 SVI Off-Site Work Plan, including entering utility markouts, obtaining New York City Department of Transportation (NYCDOT) permits, and GPR survey for utility clearance.

2.2 **Sub-Slab SVI Investigations**

In order to delineate the extent of CVOC impacts to soil vapor beneath the off-site area, HRP proposes the following activities:

- Completion of sub-slab SVI investigations at up to five off-site structures. A selection of properties proposed for solicitation are depicted on **Figure 2**.
- Sub-slab SVI investigations will be completed in accordance with NYSDOH's *Guidance for Evaluating Soil Vapor Intrusion in the State of New York, October 2006* and will include

collection of sub-slab soil vapor samples and air samples and the completion of a NYSDOH Indoor Air Quality Questionnaire and Building Inventory.

- Sub-slab soil vapor points will be installed by advancing a ¼-inch drill bit immediately below the slab (anticipated one foot or less) using a handheld electric hammer drill. Sub-slab soil vapor points will be installed, leak tested, and sampled in accordance with NYSDOH's *Guidance for Evaluating Soil Vapor Intrusion in the State of New York, October 2006*.
- SVI air and sub-slab soil vapor samples will be collected using 6-liter summa canisters fitted with 8-hour regulators (for commercial and industrial use buildings) or 24-hour regulators (for buildings which include residential use on any floor) and analyzed for VOCs via EPA Method TO-15. Additionally, indoor air samples will be analyzed for PCE, TCE, cis-1,2-DCE, and vinyl chloride via EPA Method TO-15 Selective Ion Monitoring (SIM) analysis.
- Up to 20 air samples (5 sub-slab, 5 first floor indoor air, 5 basement indoor air, 4 outdoor air, 1 duplicate), will be analyzed for VOCs via EPA Method TO-15. Duplicate soil vapor samples will be collected at a frequency of one per 20 samples. Ambient outdoor air samples will be collected at a minimum frequency of one sample per day.

Paired sub-slab soil vapor/indoor air locations will be determined in the field at the time of the building inspection. Locations will be selected in accordance with Section 2.6.2 of the NYSDOH's *Guidance for Evaluating Soil Vapor Intrusion in the State of New York, October 2006*. Paired samples will be installed and collected in central locations away from building footing foundations and if possible, biased towards the Site/source of soil vapor impacts. Other factors which may impact SVI sample locations include presence of flooring (tile or wood flooring), building operations/traffic, and chemical storage locations.

- Draft results from the sub-slab SVI sampling events, including completed Indoor Air Quality Questionnaires and Building Inventories, and laboratory analytical data will be provided to NYSDEC and NYSDOH on receipt. Final results will be provided to NYSDEC and NYSDOH as part of the SC Report, discussed in Section 2.5 below.

2.3 Survey of Investigation Locations

Locations of sub-slab soil vapor points will be surveyed at the Site using handheld global positioning system (GPS) equipment and by measuring off permanent structures and features (swing-ties). All location data collected by HRP will be included on site base maps and entered into the NYSDEC's EquIS database.

2.4 Analytical Data Quality Evaluation

As per the Region 2 SVI Off-Site Work Plan, all laboratory analysis will be completed by an Environmental Laboratory Approval Program (ELAP) laboratory selected by NYSDEC. The selected laboratory will provide data deliverables in formats acceptable to the NYSDEC and data validator (NY ASP B and NYSDEC EquIS formats). All laboratory data will be reviewed by a third-party data

validator according to the requirements referenced in the generic Region 2 P-Sites SC Work Plan and HRP's Generic QAPP.

2.5 Site Characterization Report

A Site Characterization Report (SCR) will be prepared as part of this work assignment following completion of the field activities. The SCR will provide a description of the field activities, present data collected during field characterization, present a physical description of the Site including geology and hydrogeology, and provide an analysis and interpretation of the available data in the context of existing Site conditions. The report will include tabulated laboratory analytical results, Site maps and a discussion of contaminant concentrations, including a comparison to NYSDEC SCGs as described in Section 3.13 of DER-10.

In the event that SVI or other investigation activities are performed on private property, two versions of the SCR will be submitted, a standard SCR, and a version in which addresses of off-site properties have been redacted.

2.6 Project Schedule

This SC will be performed according to the following time frames (includes estimated review times for reports by the Department), understanding that the schedule may compress as best as circumstances may allow. A summary table is included below.

CATEGORY	TASK	START	END
Task 1 – Preliminary Activities	Work Plan, QAPP, HASP (Includes Department Review and Approval)	7/01/2022	10/31/2022
Task 2 – Investigation, Environmental Sampling, and Implementation	Off-site Property Access and NYCDOT Permit Acquisition	10/31/2022	11/30/2022
	SVI Sampling to be Completed During Heating Season	11/15/2022	3/31/2023
Task 3 – Site Characterization Report (SCR)	Report Preparation and Submittal	12/15/2022	6/01/2023

3.0 REFERENCES

Advanced Cleanup Technologies, Inc., December 2005, Phase I Environmental Site Assessment, NYSDEC C224160.

ARCADIS U.S., Inc. (ARCADIS), June 2011, Phase I Environmental Site Assessment, NYSDEC C224160.

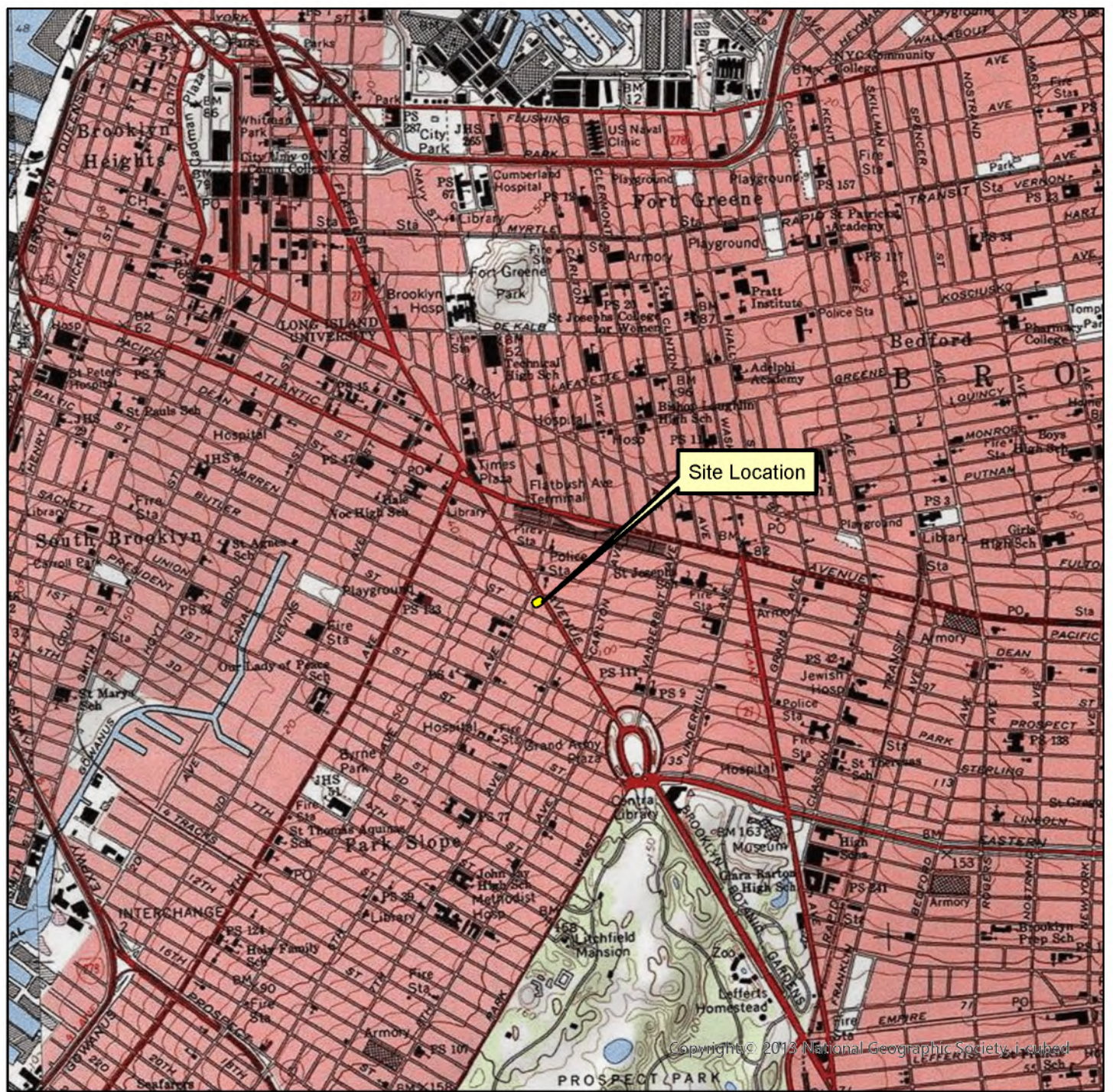
Fisher, D.W., et. al., 1970, Geologic Map of New York, New York State Museum and Science Service, Map and Chart Series No. 15.

FPM Group, Ltd., July 2013, Remedial Investigation/Alternatives Analysis Work Plan, NYSDEC C224160.

FPM Group, Ltd., October 2014, Remedial Investigation/Alternatives Analysis Report NYSDEC C224160.

FPM Group, Ltd., June 2020, Periodic Review Report (March 27, 2019 through March 27, 2020), NYSDEC C224160.

FIGURES



0 500 1,000 2,000 3,000 4,000 5,000 6,000 7,000 8,000
Feet

1:24,000



USGS Quadrangle Information
Quad ID: 40073-F8
Name: Brooklyn, New York
Date Rev: 1976
Date Pub: 1979


Figure 1
Site Location
Cinderella 248 LLC Off-Site
248 Flatbush Avenue
Brooklyn, New York
HRP # DEC1033.P2
Scale 1" = 2,000'





ONE FAIRCHILD SQUARE
SUITE 110
CLIFTON PARK, NY 12065
(518) 877-7101
HRPASSOCIATES.COM




Legend

Approximate Groundwater Flow Direction

Site Boundary


Buildings Within SSDS Treatment Area

Proposed SVI Investigation Locations



MOVE YOUR ENVIRONMENT FORWARD

ONE FAIRCHILD SQUARE
SUITE 110
CLIFTON PARK, NY 12065
(518) 877-7101
HRPASSOCIATES.COM

North

02040

Feet

Revisions	No.	Date	Designed By:	Drawn By:	Reviewed By:
			CMS	CMS	PWM
Issue Date:			Project No:		
10/06/22			DEC1033.P2		
Sheet Size:			11x17		

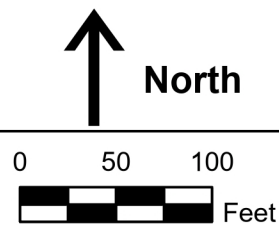
Site Plan and Proposed Investigation Locations

Cinderella 248 LLC Off-Site
Site #C224160A
248 Flatbush Avenue
Brooklyn, New York

Figure No.

2

Path: S:\Data\NINYDEC - NEW YORK STATE DEPARTMENT OF ENVIRONMENTAL CONSERVATION\NEW YORK\MULTIPLE SITES\DEC1033P2\GIS\Cinderella\cinderella.aprx

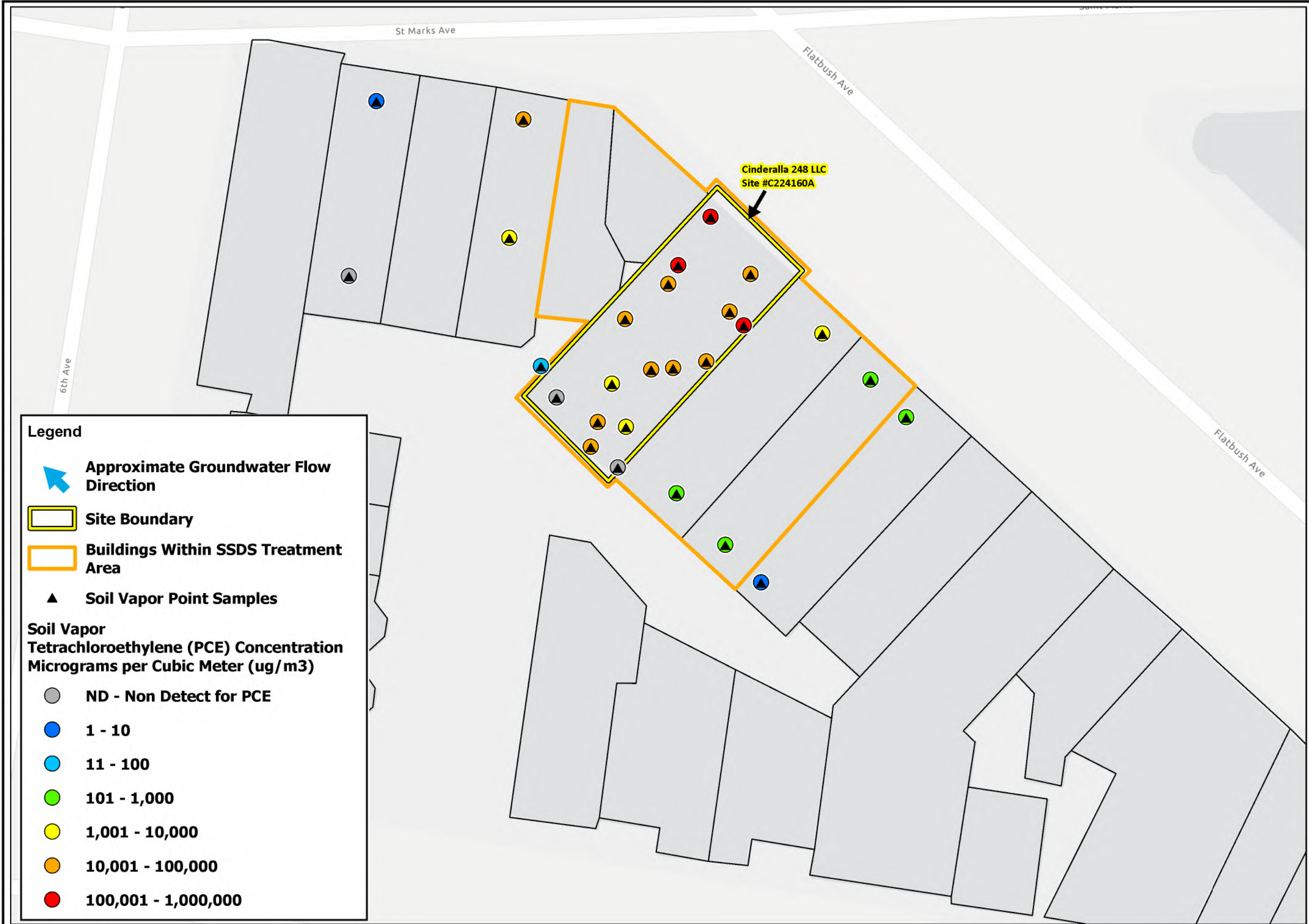


Revisions	No.	Date	Designed By:	Drawn By:	Reviewed By:
			CMS	CMS	PWM
Issue Date:	8/23/2022	Project No:	DEC1033.P2	Sheet Size:	11x17

Cinderella 248 LLC Off-Site
Surrounding Property Use

Cinderella 248 LLC Off-Site
Site #C224160A
248 Flatbush Avenue
Brooklyn, New York

Path: S:\Data\NINYDEC - NEW YORK STATE DEPARTMENT OF ENVIRONMENTAL CONSERVATION\NEW YORK\MULTIPLE SITES\DEC1033P2\GIS\Cinderella\Cinderella.cinderella.aprx



HRP
MOVE YOUR ENVIRONMENT FORWARD
ONE FAIRCHILD SQUARE
SUITE 110
CLIFTON PARK, NY 12065
(518) 877-7101
HRPASSOCIATES.COM

North

0 15 30 Feet

Revisions	No.	Date
Designed By:	CMS	
Drawn By:	CMS	
Reviewed By:	PVM	
Issue Date:	8/23/2022	
Project No:	DEC1033.P2	
Sheet Size:	11x17	

Previous Investigation
Soil Vapor Points
PCE Concentrations

Cinderella 248 LLC Off-Site
Site #C224160A
248 Flatbush Avenue
Brooklyn, New York

Figure No.
4

TABLES

Table 1
Historic Property Use and Relevant Regulatory Findings

Cinderella 248 LLC
 NYSDEC Site # C224160A
 248 Flatbush Ave
 Brooklyn, NY 11217

Map ID	Distance from Site Boundary (ft)	Address	Historic Use	Years Listed	Relevant Regulatory Findings
On-Site					
-	N/A	248 Flatbush Avenue (Site No. C224160)	Office	1906	NYSDEC Site No. C224160 Historic Generator of D002 Not a Generator - 1995 CESQG 2006, 2007
			Stores	1926-1951	
			Woodworking	1965	
			Dry Cleaner	1985-2005	
Off-Site					
1	300	236 Flatbush Avenue	Dry Cleaner	1994-2003	Historic Generator of D000 and F002 Not a Generator - 2006, 2007 CESQG - 1993
2	90	250-252 Flatbush Avenue	Union Gas Company	1978-1985	-
3	180	257 Flatbush Avenue	Dentist Office	2006	NYSDEC Spill No. 0602710 - Mercury - Closed 2006
4	160	259 Flatbush Avenue	Gas Station	1969-1982	-
5	230	287 Flatbush Avenue	Dry Cleaner	1965-1996	-
6	250	289 Flatbush Avenue	Manufacturing	1978-1994	-
7	160	62 6th Avenue	Woodworking	1965-1978	-

Notes: CESQG = Conditionally Exempt Small Quantity Generator
 D000= Not Defined
 D002= Corrosive Waste
 F002= Spent Halogenated Solvents

Table 2
Sampling Summary

Cinderella 248 LLC
NYSDEC Site # C224160A
248 Flatbush Ave
Brooklyn, NY 11217

Activity/ Matrix	Number of Sample Locations	Proposed Sample Locations	Number of Samples to be Collected	Analyses
Soil Vapor	5	Soil Vapor Intrusion (SVI) investigations in up to 5 structures. 1 sub-slab soil vapor sample, 1 basement indoor air sample, 1 first floor indoor air sample collected per structure; 1 outdoor air sample per day of sampling	20 (5 sub-slab soil vapor, 10 indoor air; 4 outdoor air, 1 duplicate)	VOCs by EPA Method TO-15 QA/QC: 1 duplicate soil vapor sample per 20 samples

Acronym List:

VOCs: Volatile organic compounds

Table 3
Analytical Methods/Quality Assurance Summary

Cinderella 248 LLC
 NYSDEC Site # C224160A
 248 Flatbush Ave
 Brooklyn, NY 11217

					Containers per Sample			Preservation Requirements			
Parameter	Matrix	Number of Samples (including Field QC)	Preparation Method	Analytical Method	No.	Size	Type	Temp.	Light Sensitive	Chemical	Maximum Holding Time
SOIL VAPOR/AMBIENT AIR											
VOCs	Soil Vapor, Air	20	NA	EPA TO-15	1	6-Liter	summa canister, 24-hour and 8-hour regulators	NA	No	NA	30 days (summa canister)
PCE, TCE, cis-1,2-DCE, vinyl chloride	Indoor Air	10	NA	EPA TO-15 SIM	1	6-Liter	summa canister, 8-hour or 24-hour regulator	NA	No	NA	30 days (summa canister)

Acronyms:

cis-1,2-DCE= cis-1,2-dichloroethene
 PCE= Tetrachloroethene
 TCE= Trichloroethene
 SIM= Selective Ion Monitoring
 VOCs= Volatile organic compounds

ATTACHMENT A

Site-Specific Health and Safety Plan



MOVE YOUR ENVIRONMENT FORWARD

SITE-SPECIFIC HEALTH AND SAFETY PLAN (HASP)

Cinderella 248, LLC - Site #C224160A
248 Flatbush Avenue, Brooklyn, New York
Brooklyn, New York

Prepared For:

New York State Department of Environmental Conservation
625 Broadway
Albany, New York 12233
Contract #D009808

Prepared By:

HRP Associates, Inc.
1 Fairchild Square, Suite 110
Clifton Park, NY 12065

HRP #: DEC1033.P2

Issued On: October 7, 2022



Addendum Number	Date Issued	Reason For Modification

Disclaimer

HRP Associates does not guarantee the health or safety of any person entering this site. Due to the potential hazards of this site and the activity occurring thereon, it is not possible to discover, evaluate, and provide protection for all possible hazards which may be encountered. Strict adherence to the health and safety guidelines set forth herein will reduce, but not eliminate, the potential for injury at this site. The health and safety guidelines in this plan were prepared specifically for this site for use and should not be used on any other site.

CERTIFICATION

This Addendum to HRP's Generic Health and Safety Plan has been prepared under the supervision of, and has been reviewed by, a Certified Safety Professional (CSP) certified by the Board of Certified Safety Professionals.



Alisa Werst, CSP
BCSP # 36431

TABLE OF CONTENTS

CERTIFICATION	ii
1.0 EMERGENCY CONTACTS/PLANNING.....	1
2.0 INTRODUCTION	2
2.1 Purpose and Scope	2
2.2 Site Information and Areas of Environmental Concern	2
2.3 Background and Project Description	2
3.0 AREAS OF ENVIRONMENTAL CONCERN	5
3.1 Scope of Work	5
4.0 HAZARD ANALYSIS	7
4.1 Hazard Analysis Summary/Minimization	8
4.2 Changes in Conditions or Scope	8
4.3 Monitoring Procedures.....	8
5.0 ENGINEERING CONTROL MEASURES/GENERAL SAFETY	12
5.1 Air Monitoring.....	12
5.2 Protective Zones	12
6.0 PERSONAL PROTECTIVE EQUIPMENT (PPE)	13
6.1 Level of Protection	13
7.0 DECONTAMINATION	15
7.1 Decontamination Procedures.....	15
7.2 Emergency Decontamination.....	15
7.3 Personal Hygiene	15
8.0 EMERGENCY ACTION PLAN/SPILL RESPONSE.....	16
9.0 TRAINING/MEDICAL SURVEILLANCE	17
9.1 Training Requirements	17
9.2 Pre-Entry Briefing	17
9.3 Morning Safety (Tailgate) Meeting.....	17
9.4 Medical Surveillance	18
10.0 AUTHORIZATIONS	19
11.0 FIELD TEAM REVIEW	20
12.0 APPROVALS	21

Figures

Figure 1	Site Location Map
Figure 2	Site Plan with Areas of Environmental Concern
Figure 3	Route and Map to Nearest Hospital and Medical Center

Tables

Table 1a	Chemical Hazards Known or Suspected On-Site
Table 1b	Physical Hazards Known or Suspected On-Site
Table 2	HASP Acceptance and Site Visitor Log

Appendices

Appendix A	Safety and Logistics Planning Call Log
Appendix B	Personnel Log
Appendix C	Supervisor's Investigation Report
Appendix D	Daily Job Brief Record
Appendix E	Equipment Calibration Log
Appendix F	COVID-19 Health and Safety Guidelines
Appendix G	Safety Data Sheets (for chemicals brought to the site)

1.0 **EMERGENCY CONTACTS/PLANNING**

The Health and Safety Officer will coordinate the entry and exit of response personnel in the event of an emergency. The following information, including directions to the nearest hospital shall be posted at the Site. When contacting the local authorities, be sure to provide: your name, facility name, full address, telephone number, and the nature of the emergency.

<u>Emergency Phone Numbers</u> 248 Flatbush Avenue Brooklyn, NY	
Emergency Contact	Phone Number
Fire, Ambulance, Police Emergency:	911
NYCPD 78 th Precinct (Sector C) Police Department (routine calls):	718-636-6411
FDNY Engine 219- Fire Department (routine calls):	718-965-8219
The Brooklyn Hospital Center	718-250-8000
Poison Control Center:	1-800-222-1222
DEC spills hotline:	1-800-457-7362
National Response Center:	800-424-8802
Project Manager: David Stoll	518-526-2322
Site Safety Officer: Patrick Montuori	845-531-9490
NYSDEC Project Manager: Dan McNally	(518) 402-9767

Map and directions to the following medical facilities are provided in **Figure 3**:

- **The Brooklyn Hospital Center**
(approximately 0.8 miles from the work site)

First Aid, Fire Protection, Emergency Response Equipment Storage Locations	
First Aid Kit:	In Vehicle
Fire Extinguisher:	In Vehicle
Eye Wash (Bottle):	In Vehicle

A Safety and Logistics Planning call will be held prior to conducting any intrusive activities at the site. Representatives from HRP and each subcontractor will attend the call to discuss logistical and safety challenges general to the scope of work and specific to the Site. This call is documented on the Safety and Logistics Planning Call Log in **Appendix A**.

2.0 INTRODUCTION

2.1 Purpose and Scope

This Health and Safety Plan (HASP) addresses the health and safety practices that will be employed by HRP Associates, Inc. personnel and our subcontractors participating in the Site Characterization (SC) that will be performed at the site. The SC will be comprised of several tasks to evaluate the environmental condition of the Site and the surrounding area, including installation of soil borings, soil vapor points, and monitoring wells to collect soil, air, and groundwater samples.

This HASP has been developed in accordance with HRP's Generic Safety and Health Program as required under OSHA's Hazardous Waste Operations Standard (29 CFR 1910.120). This Plan has been developed to establish minimum standards necessary for onsite investigation activities to protect the health and safety of HRP personnel. HRP site personnel have received the required level of training and field experience as required under subpart (e) of the Standard and have received medical examinations in accordance with HRP's medical surveillance program as required under subpart (f) of the Standard. No other personnel will be permitted in the Exclusion Zone unless they have received training and medical surveillance under the Standard.

HRP personnel and associated contractors shall be familiar with this HASP prior to conducting proposed site work. This plan must be present on site and be available for reference/inspection when the subject site work is being conducted.

2.2 Site Information and Areas of Environmental Concern

2.2.1 Site Information and Description

Site Name: Cinderella 248, LLC
Site Address: 248 Flatbush Avenue, Brooklyn, NY
Site Contact: Dan McNally, NYSDEC
Phone Number: (518) 402-9767

2.3 Background and Project Description

The Site is located on 248 Flatbush Avenue in the Prospect Heights section of Brooklyn, New York (**Figure 1**). The full extent of the Site will be defined by the results of this SC. The Cinderella 248 LLC property is a 0.057-acre lot occupied by a single-story masonry building of approximately 2,310 square feet. The building and its basement were constructed between 1888 and 1906.

Historical use of the Site property includes:

- Offices (1906)
- Stores (1926-1951)
- Woodworking (1965)
- Dry cleaning (1985-2005)

Previous investigations identified the presence of CVOC concentrations (primarily tetrachloroethene, or PCE) present in soil, soil vapor, and groundwater exceeding associated regulatory standards for each medium. After previous remediation efforts, concentrations of PCE in soil met soil cleanup objectives and concentrations of PCE in groundwater decreased from 285 µg/L to 6.4-25 µg/L. Soil vapor on-Site has also been mitigated, but the off-Site pathways for soil vapor intrusion (SVI) contamination pathways have not been investigated thoroughly.

The purpose of the SC is to determine groundwater and soil gas/vapor quality in this area to determine whether the Site conditions pose a risk to public health and the environment. In accordance with DER-10 *Technical Guidance for Site Investigation and Remediation (May 2010)*, the primary objectives of the SC scope of work are to:

- Investigate the identified areas of concern (AOCs) associated with the Site and determine if they have resulted in surface or subsurface contamination and evaluate the extent of the contamination, if any;
- Obtain geologic and hydrogeologic data from the Site. The specific information that should be collected and/or verified includes: soil types (or fill), depth to groundwater, groundwater flow direction, subsurface geology, bedrock characteristics, etc. Determine if applicable standards, criteria, and guidance contained in NYSDEC DER-10 and set forth for the Site are contravened;
- Preliminarily delineate the vertical and horizontal extent of contaminated groundwater, if any;
- Establish a baseline for any remedial work that will be necessary to address impacted media; and
- Determine if the site represents a threat to public health or the environment.

2.3.1 Personnel Designations

The following personnel are designated to perform the stated project activities and to ensure that the requirements of this HASP are met. The same person may fill more than one role, and/or serve as an alternate in the absence of the designated team member.

The following personnel are designated to perform the stated project activities and to ensure that the requirements of this HASP are met. The same person may fill more than one role, and/or serve as an alternate in the absence of the designated team member. All subcontractors must have received the required level of training and field experience as required under subpart (e) of

OSHA 29 CFR 1910.120 and OSHA 29 CFR 1926.65 for Hazardous Waste Operations and Emergency Response (HAZWOPER).

Project Team Member	Responsibilities and Tasks
Patrick Montuori (or Qualified Alternate Safety Officer)	<p>HSO – HRP Associates, Inc.</p> <ul style="list-style-type: none"> - Ensuring all site work is being performed in accordance with HRP Associates, Inc. Safety Program, as well as in accordance with local, state and federal regulations. - Directing and implementing HRP's HASP. - Reviewing the Subcontractor's HASP and being aware of the hazards detailed therein. - Conduct a job orientation meeting and routine safety meetings for HRP Associates, Inc. employees and subcontractors, as applicable. - Provide copies of these inspections, recordkeeping/personnel logs to the engineer/contractor as required. - Ensuring all project personnel have been adequately trained in the recognition and avoidance of unsafe conditions. - Authorizing Stop Work Orders that shall be executed upon the determination of an imminent health and safety concern, and will notify the appropriate contacts upon issuance of this order. - Authorizing work to resume, upon approval from the Contractor. - Directing activities, as defined in the HRP's and the Contractor's written HASP, during emergency situations. - Providing personnel monitoring where applicable. - Ensuring that adequate personal protective equipment and first aid supplies are available. - Ensure site security, to the extent practicable. - Ensure accident victims are promptly cared for, and the incident is investigated and properly reported.
David Stoll (Site Supervisor/ Project Manager) Jessica Kruczek (Alternate Site Supervisor)	<p>Site Supervisor/Project Manager – HRP Associates, Inc.</p> <ul style="list-style-type: none"> - Monitor and assist the site Health and Safety officer. - Maintain appropriate rules, regulations and codes at the job site. - Provide advance safety planning for all activities through the use of scheduling and administrative controls. - Obtain site-specific health and safety information and communicate that information with the appropriate personnel (i.e. contractors, client, etc.) - Report all injuries, illnesses and other incidents to the Director of Safety. - Ensure all HRP personnel are trained and qualified to perform site work.
Site Workers (Subcontractors)	<p>Site Workers</p> <ul style="list-style-type: none"> - Read and work in accordance with this HASP. - Report all unsafe work practices to the HSO. - Report all incidents, including near-misses to the HSO. - Work in a safe manner. - Provide Designated Competent Person
<p>A complete list of HRP employee and subcontractor responsibilities (as applicable) can be found in the HRP Generic Health and Safety Plan.</p> <p><u>1</u> A list of site workers will be maintained in the Personnel Log (Appendix B)</p> <p><u>2</u> Supervisors Investigation Report included as (Appendix C)</p>	

3.0 AREAS OF ENVIRONMENTAL CONCERN

3.1 Scope of Work

In general, the work to be performed by HRP and HRP's subcontractors consists of investigative methods to evaluate the environmental condition of the Site. The SC investigation fieldwork for this task includes the following subtasks:

- Obtain required permits from NYCDOT to complete investigative activities in the right-of-way.
- Call in Underground Utility Clearance through NYS Code Rule 753/Dig Safe System
- Complete a Ground Penetrating Radar (GPR) survey to locate utilities and/or obstructions in the ground that may affect the locations of soil borings and/or monitoring well.
- Groundwater and Soil Characterization (existing monitoring well sampling, soil boring installation and grab groundwater sampling, permanent monitoring well installation, development, and sample collection).
- Soil Vapor Intrusion Investigation (installation of temporary soil vapor points and collection of vapor samples, SVI structure sampling).
- Characterization and Disposal of Investigation Derived Waste
- Analytical Data Quality Evaluation
- Base Map Development and Site Survey

Property Access, Underground Utility Clearance and Ground Penetrating Radar (GPR)

- A utility clearance will be conducted.
- Sampling locations will be marked prior to installation and public utility clearance services will be contacted to mark out the utilities prior to the survey.
- Complete a ground penetrating radar (GPR) survey within a 10-foot radius of each proposed indoor sub-slab SVI vapor point (hammer drill) location to ensure locations areas are clear of obstructions and identify any other potential AOCs.
- Installation of soil borings for soil vapor points and monitoring wells is not anticipated as part of the initial phase of this SC; however, if it is determined soil borings are to be installed in a later phase, appropriate measures will be taken in accordance with the Region 2 SVI Off-Site Work Plan, including entering utility markouts, obtaining New York City Department of Transportation (NYCDOT) permits, and GPR survey for utility clearance.

3.2 Sub-Slab SVI Investigations

In order to delineate the extent of CVOC impacts to soil vapor beneath the off-site area, HRP proposes the following activities:

- Completion of sub-slab SVI investigations at up to five off-site structures. Proposed off-site sub-slab SVI locations are depicted on **Figure 2**.
- Sub-slab SVI investigations will be completed in accordance with NYSDOH's *Guidance for Evaluating Soil Vapor Intrusion in the State of New York, October 2006* and will include collection of sub-slab soil vapor samples and air samples and the completion of a NYSDOH Indoor Air Quality Questionnaire and Building Inventory.
- Sub-slab soil vapor points will be installed by advancing a 1/4-inch drill bit immediately below the slab (anticipated one foot or less) using a handheld electric hammer drill. Sub-slab soil vapor points will be installed, leak tested, and sampled in accordance with NYSDOH's *Guidance for Evaluating Soil Vapor Intrusion in the State of New York, October 2006*.
- Locations of sub-slab soil vapor points will be surveyed at the Site using handheld global positioning system (GPS) equipment and by measuring off permanent structures and features (swing-ties). All location data collected by HRP will be included on site base maps and entered into the NYSDEC's EQuIS database.
- SVI air and sub-slab soil vapor samples will be collected using 6-liter summa canisters fitted with 8-hour or 24-hour regulators (depending on property use) and analyzed for VOCs via EPA Method TO-15.
- Up to 17 air samples (5 sub-slab, 5 first floor indoor air, 5 basement indoor air, 1 outdoor air, 1 duplicate), will be analyzed for VOCs via EPA Method TO-15. Duplicate soil vapor samples will be collected at a frequency of one per 20 samples. Ambient outdoor air samples will be collected at a frequency of one sample per day.

4.0 HAZARD ANALYSIS

The project hazard analysis below identifies the hazards that are anticipated to be encountered by the project team.

Physical Hazards Present	<input type="checkbox"/> Electricity <input checked="" type="checkbox"/> Trips/Falls/Floor openings <input checked="" type="checkbox"/> Holes/Pits <input checked="" type="checkbox"/> Inclement weather <input type="checkbox"/> Heat <input checked="" type="checkbox"/> Cold <input type="checkbox"/> Vibration <input type="checkbox"/> Flying particles	<input type="checkbox"/> Ionizing radiation <input type="checkbox"/> Non-Ionizing radiation <input type="checkbox"/> Lasers <input checked="" type="checkbox"/> Overhead hazards <input checked="" type="checkbox"/> Noise <input type="checkbox"/> Visible dust <input type="checkbox"/> Falling objects <input type="checkbox"/> Other _____
Health/Chemical Hazards Present ¹	<input checked="" type="checkbox"/> Dust/Fumes/Particulates <input type="checkbox"/> Flammable/Combustible <input type="checkbox"/> Compressed gas <input type="checkbox"/> Explosive <input type="checkbox"/> Water reactive <input type="checkbox"/> Unstable <input checked="" type="checkbox"/> Contact with contaminated media	<input type="checkbox"/> Oxidizer <input type="checkbox"/> Corrosive <input type="checkbox"/> Toxic <input type="checkbox"/> Highly Toxic <input type="checkbox"/> Irritant <input type="checkbox"/> Sensitizer <input type="checkbox"/> Carcinogen/Mutagen <input type="checkbox"/> Other _____
Environmental/Equipment Hazards Present	<input checked="" type="checkbox"/> Heavy machinery <input checked="" type="checkbox"/> Drilling <input type="checkbox"/> Water operations <input checked="" type="checkbox"/> Mobile equipment <input checked="" type="checkbox"/> Road work <input type="checkbox"/> Railroad work <input type="checkbox"/> Forklifts <input type="checkbox"/> Power tools <input type="checkbox"/> Welding <input type="checkbox"/> Gas cylinders <input checked="" type="checkbox"/> Overhead/underground utilities	<input type="checkbox"/> Trenching/excavation <input type="checkbox"/> Elevated heights/man lifts <input type="checkbox"/> Scaffolding <input type="checkbox"/> Ladders <input checked="" type="checkbox"/> Confined spaces <input type="checkbox"/> Energized equipment <input checked="" type="checkbox"/> Overhead hazards <input checked="" type="checkbox"/> Drums/container handling <input checked="" type="checkbox"/> Insects/rodents/snakes <input type="checkbox"/> Biological hazards <input type="checkbox"/> Other _____
Personal Safety Considerations	<input type="checkbox"/> Security Issues <input type="checkbox"/> Remote setting <input type="checkbox"/> Employees working alone <input checked="" type="checkbox"/> Limited lighting	<input type="checkbox"/> Off hour shifts <input type="checkbox"/> Dangerous wildlife/animals <input checked="" type="checkbox"/> Limited cell phone service <input type="checkbox"/> Other _____

¹ **Table 1** (following the text of this HASP) provides a list of chemical substances for reference, along with odor threshold, permissible exposure limit (PEL), threshold limit value (TLV), OSHA ceiling, IDLH concentration, route of exposure and symptoms of acute exposure, if any.

Details of specific hazards associated with individual tasks will be discussed in the Daily Job Brief Record (**Appendix D**).

4.1 Hazard Analysis Summary/Minimization

HRP's Corporate Health & Safety Plan (in conjunction with this HASP) will be cross-referenced in order to obtain the safe work practice procedures for mitigating and preventing project site hazards identified in the table above. Job site hazard prevention and minimization information can be found in Section 3 of HRP's Generic Health & Safety Plan.

Confined Spaces

Only properly trained HRP personnel are authorized to enter confined spaces. Confined space entry may be performed by subcontractors who have the proper training and experience to conduct this work. Confined space entry is not anticipated during the SC.

Excavations

It is HRP's policy to ensure that for excavation projects the subcontracted environmental contractor will provide a competent person to perform daily and as needed inspections of excavation sites. This policy will be conveyed through the subcontract agreement with the environmental contractor. At a minimum HRP will provide our employees involved with construction projects with awareness level training regarding excavation hazards and notify the subcontracted firm if any obvious excavation safety hazard exists during on-site activities.

Chemical Hazards

Hazardous chemicals known or suspected to be onsite are listed in **Table 1a** (follows text). **Table 1a** includes Chemical name, odor threshold OSHA PEL, ACGIH TLV, OSHA STEL, IDLH Concentrations, routes of exposure and symptoms of acute exposure. Chemicals likely to be encountered during site work are highlighted.

4.2 Changes in Conditions or Scope

Should conditions or the scope of work described herein change significantly; a HASP Addendum will be completed.

4.3 Monitoring Procedures

Air monitoring will be used to determine the concentrations of various chemicals while working in the exclusion zone to evaluate worker exposure to contaminated media. In order to determine potential health hazards and to determine the level of personal protection needed during sampling activities within the areas of concern, a Photoionization Detector (PID) will be periodically operated to monitor air quality for the purpose of ensuring minimal exposure to volatile organic compounds. Monitoring of atmospheres adjacent to on-going excavations and around the treatment area shall also be conducted with a PID.

The following environmental monitoring instruments/procedures shall be used on-site at the specified intervals.

Instrument/Procedure

Photoionization Detector (PID)
in the breathing zone

Sampling Interval

Periodically as deemed by HSO

Background ambient air levels will be established outside the exclusion zone prior to commencement of site work. Ambient air sampling will occur in the breathing zone of site workers for comparison to the action levels (described below). Additionally, air sampling will be conducted in the vicinity of any intrusive exploration (i.e., near excavations, trenches, etc.) to determine if any contaminants are present.

The following *Action Levels* will be used:

Instrument	Action Level	Level of Protection or Action Required
PID	No reading above background	<ul style="list-style-type: none"> No action required. Continue PID monitoring. (Modified) Level D protection.
PID	Up to 5 ppm above background	<ul style="list-style-type: none"> Evacuate exclusion zone. Recheck levels after 15 minutes. If levels are sustained, reassess. Use engineering controls to lower breathing zone vapors. Level C protection (at the HSO direction).
PID	>5 ppm above background	<ul style="list-style-type: none"> Evacuate exclusion zone. Recheck levels after 15 minutes. Use engineering controls to lower breathing zone vapors. If levels are sustained, contact Safety Manager, and re-evaluate HASP.

When an action level is equaled or exceeded, the work area should be evacuated, and the area re-tested with the sampling device. If the appropriate action level continues to be exceeded, the HSO will have to assess the use of engineering controls to lower vapor levels or availability of required increased personal protection equipment before authorizing re-entry.

Calibration of all instruments will occur at least once per day, when in use. An equipment calibration log is included in **Appendix E**.

Community Air Monitoring

To ensure the protection of receptors surrounding the site HRP has developed and will implement a Community Air Monitoring Program (CAMP), which requires real time monitoring of volatile organics and dust during the remedial investigation.

Particulate concentrations will be monitored continuously at the upwind and downwind perimeters of the exclusion zone at temporary particulate monitoring stations. The particulate monitoring will be performed using real-time monitoring equipment capable of measuring particulate matter less than 10 micrometers in size (PM-10) and capable of integrating over a period of 15 minutes

(or less) for comparison to the airborne particulate action level. The equipment will be equipped with an audible alarm to indicate exceedance of the action level. In addition, fugitive dust migration will be visually assessed during all work activities.

If the downwind PM-10 particulate level is 100 micrograms per cubic meter (mcg/m³) greater than the background (upwind perimeter) for the 15-minute period or if airborne dust is observed leaving the work area, then dust suppression techniques will be employed. Work may continue with dust suppression techniques provided that no visible dust is migrating from the work area.

If, after implementation of dust suppression techniques, downwind PM-10 particulate levels are greater than 150 mcg/m³ above the upwind level, work will be stopped, and a re-evaluation of activities initiated. Work can resume provided that dust suppression measures and other controls are successful in reducing the downwind PM-10 particulate concentration to within 150 mcg/m³ of the upwind level and in preventing visible dust migration.

For the indoor drilling work in enclosed air spaces and inadequate air flow, air monitoring will be conducted while drilling equipment is being used. The on-site air monitoring will include using direct reading air monitoring equipment such as the Systems 5-gas detector includes a PID with a 10.6 eV lamp or approved equal for the detection of volatile organic vapors and dedicated sensors for the detection of combustible gas, oxygen, hydrogen sulfide and carbon monoxide.

SUMMARY OF AIR MONITORING PROGRAM AND ACTION LEVELS		
Action Level	Level of Protection	Action to be Taken
COMBUSTIBLE GAS METER		
>10% LEL scale		Halt work, evacuate area and allow ventilating to below 10% LEL prior to resuming work. Notify Project Management Personnel.
OXYGEN		
<20.5%		Continuous monitoring. Consider engineering controls.
< 19.5%		Evacuate work area. Institute ventilation and engineering controls. Maintain site condition for at least 10 min. before proceeding. Notify Project Management Personnel.
>22%		Continuous monitoring. Identify combustion sources.
>23.5%		Evacuate. Institute engineering controls as necessary before proceeding. Explosive condition may be present. Notify Project Management Personnel.
HYDROGEN SULFIDE		
<1 ppm		Continue monitoring.

SUMMARY OF AIR MONITORING PROGRAM AND ACTION LEVELS		
Action Level	Level of Protection	Action to be Taken
>10 ppm		Halt work, evacuate area and allow area to ventilate below 10 ppm. Contact the Project Management Personnel.
CARBON MONOXIDE		
<25ppm		Continue monitoring.
>35ppm		Halt work, evacuate area and allow area to ventilate below 10 ppm. Contact the Project Management Personnel.

When an action level is equaled or exceeded, the work area should be evacuated, and the area re-tested with the sampling device. If the appropriate action level continues to be exceeded, the HSO will have to assess the use of engineering controls to lower vapor levels or availability of required increased personal protection equipment before authorizing re-entry.

Calibration of all instruments will occur at least once per day, when in use.

5.0 ENGINEERING CONTROL MEASURES/GENERAL SAFETY

5.1 Air Monitoring

In order to determine potential health hazards and to determine the level of personal protection needed during drilling, excavation and sampling activities within the areas of concern, a PID will be periodically operated to monitor air quality for the purpose of ensuring minimal exposure to volatile organic compounds. Please refer to Section 4.3 of this plan for specific air monitoring procedures/action levels.

5.2 Protective Zones

Prior to commencement of work in area of suspected contamination, protective zones specific for each phase of the Plan will be established by the HSO if necessary, prior to the start of field work. The purpose of the protective zones is to prevent potential cross-contamination of adjacent areas as well as to protect project personnel from exposure to contaminated areas.

Protective zones shall be delineated as follows:

- Exclusion Zone: This is the contaminated area in which intrusive activities are performed. The "Area of Environmental Concern" (AOEC) is located within this area. A single access point for entrance and exit should be established and maintained, if possible. This zone should be delineated from the Contaminant Reduction Zone via perimeter cones or caution tape, or other applicable method. The Exclusion Zone delineation and any necessary modifications will be based on site conditions.
- Contaminant Reduction Zone: This zone is a transition zone located between the Exclusion Zone and the Support Zone and is utilized to decontaminate personnel and equipment.
- Support Zone: This zone will be utilized by equipment and vehicle storage and will be kept free of contaminated material. The HSO will determine the location of this zone. In the event of a site evacuation, the rally point will be on the sidewalk entrance to the Site building at 248 Flatbush Avenue (Figure 2). The designated rally point may be relocated by the HSO based on project or site conditions. All site workers will be notified of any relocation prior to implementation.

6.0 **PERSONAL PROTECTIVE EQUIPMENT (PPE)**

6.1 **Level of Protection**

As identified in Section 4.0, the overall health and safety risk associated with chemical hazards for HRP and associated contractors is considered significant. This is primarily due to the moderate concentrations of chemical contaminants expected based on minimal contact personnel will have with any potentially contaminated media. Therefore, the minimal level of protection for HRP personnel during the conduct of all the environmental work performed at the site will be Level D PPE, and will generally consist of the PPE listed below:

- Steel toe/shank work boots
- Hard hat, as necessary
- Safety vest, as necessary
- Coveralls/tyvek, as necessary
- Safety glasses/goggles/face shield, as necessary
- Hearing protection, as necessary

If site conditions warrant, an upgrade to Level C PPE may be required (refer to Section 4.3 for the appropriate *Action Levels*) then the contractors will make Level C personal protective equipment (PPE) readily available. Level C PPE generally includes:

- Full face, air purifying respirator with organic vapor cartridges
- Same as Level D, but also includes tyvek taped pant/boot and glove/shirt

If it is determined protection beyond Level C is required, HRP will re-evaluate the HASP as well as the site conditions, and will revise the HASP as required. The following table provides a summary of the minimum level of PPE required on site:

Description	Level of Protection ¹	
	D	C
Body		
Work Clothes	R	R
Chemical Protective Suit (Tyvek)	O	R
Visibility Vest	O ²	O ²
Apron	O	O
Fall Protection	O ²	O ²
Head		
Hard Hat	R	R
Head Warmer	O	O
Eyes & Face		
Safety Glasses	R	R
Goggles (based on hazard)	O	R
Face Shield	O	O
Ears		
Plugs or Muffs	R ²	R ²
Hands & Arms		
Work Gloves	R	O ²

Description	Level of Protection ¹	
	D	C
Chemical Resistant Gloves (Nitrile)	O	R
Insulated Gloves	O	O
Foot		
Work Boots/Steel Toe Boots	R	R
Chemical Resistant Boots	O	O
Disposable Boot Covers	O	O
Respiratory Protection ³		
½ Mask Air Purifying Respirator (APR) or Full face APR	NA	R
Dust Protection	O	NA
Powered APR	NA	NA
SCBA/Supplied Air Respirator	NA	NA
R = Required, O = Optional, NA = Not Applicable ¹ The level of protection identified here does not include the necessary equipment for entering confined spaces. Refer to Moran Environmental Recovery's Safety Manual Confined Space Program for atmospheric sampling protocols and breathing and rescue equipment necessary for those operations. ² The use of this PPE may or may not be required depending on site conditions/location and will be addressed at the time of task assignment by the HSO. ³ Respiratory protection necessary to protect against VOC, dusts/particulates and not oxygen deficient atmospheres.		

The following table provides a general description of potential field activity tasks to be performed and associated (recommended) PPE. The use of this PPE may or may not vary depending on site conditions and will be addressed at the time of task assignment by the HSO.

Task Description	Invasive (Y/N)	Protection Level
<u>Site Mobilization</u> - Surveying, fence and barrier installation, hay bale installation, decon and work zone set up, soil staging areas preparation	N	Level D
<u>Soil and Water Sampling</u> - Drilling, sampling, soil moving as needed.	Y	Modified Level D or Level C – Respirator as needed based on monitoring. Eye protection required during collection of any liquid sample
<u>Soil Excavation, Staging and Load-Out</u>	Y	Modified Level D – or Upgrade to Level C dependent on monitoring
<u>Decontamination</u> - Truck dry sweeping, decon pressure wash of equipment, PPE change out	Y	Modified Level D – or Upgrade to Level C dependent on monitoring
<u>Waste Management</u> - Soil load-out for off-site disposal, water removal for disposal, PPE disposal	Y	Modified Level D – or Upgrade to Level C dependent on monitoring
<u>Site Control (Exclusion, Decontamination, Support Zones)</u>	N	Modified Level D – or Upgrade to Level C dependent on monitoring
<u>Communications</u> - Use of hand signals, backup alarms, and voice	N	NA
<u>Site Restoration</u>	Y	Level D

7.0 DECONTAMINATION

7.1 Decontamination Procedures

All personnel and equipment leaving the exclusion zone must be properly cleaned and decontaminated. When there is evidence of chemical contamination during the site operations, all personnel will be decontaminated under the direction of the HSO. Clean-up and/or decontamination of personnel shall consist of washing off excessively soiled PPE with a disinfectant detergent scrub and water. At the very least, all personnel should wash their hands and face before leaving the exclusion zone. After washing, all disposable clothing (tyvek, gloves, etc.) will be removed and placed in a double lined plastic bag.

Sampling tools and any other non-disposable items will be decontaminated between sampling points, and at the direction of HRP personnel, to prevent cross-contamination of work areas or environmental samples, as applicable.

7.2 Emergency Decontamination

If immediate medical attention is required in an emergency, decontamination will be performed after the victim has been stabilized. If a worker has been exposed to an extremely toxic or corrosive material, then emergency decontamination will consist of flushing with copious amounts of water. If the victim cannot be decontaminated because it will interfere with emergency medical aid being administered, then the victim should be wrapped with plastic or other available items (i.e. an uncontaminated coverall) to reduce potential contamination of other personnel or medical equipment.

If a site worker has been overcome by heat related illness, then any protective clothing should be removed immediately. In the case of non-medical emergency evacuation, decontamination should be performed as quickly as possible, unless instant evacuation is necessary to save life or prevent injury.

7.3 Personal Hygiene

All employees will be required to wash hands and face prior to eating, smoking, drinking and going to the bathroom. Workers will be required to remove contaminated PPE and clothing prior to leaving the Contaminant Reduction Zone. All field personnel should avoid contact with potentially contaminated substances such as puddles, pools, mud, etc.

Additional personal hygiene requirements, intended to prevent the spread of the novel corona virus to site workers will be in effect during site activities. These procedures include mobile handwashing stations and the requirement for site workers to wear face coverings. Additional details are included in **Appendix H**.

8.0 EMERGENCY ACTION PLAN/SPILL RESPONSE

In the event of a worker injury, fire, explosion, spill, flood, or other emergency that threatens the safety and health of site workers, the following procedure will be followed:

1. If the emergency originates within the work area covered by this Plan, the HRP HSO shall act as the Emergency Coordinator. The emergency evacuation signal is an air horn or a loud yell. All emergency situations (including worker injuries, no matter how small) will be reported to the HSO, who will determine the appropriate emergency response, up to and including evacuation. Only the HSO may initiate evacuation of the work area. The HSO will be responsible for reporting any emergency situation to the appropriate authorities, using a telephone or other appropriate method.
2. In the case of an evacuation, site workers will exit the site along the safest route(s) and assemble with team members at a safe rally point. Those workers in the Exclusion Zone will follow the emergency decontamination procedures outlined in Section 7.2. Accounting of all site personnel will be conducted by the HSO using the personnel log at a location determined by the HSO.
3. HRP personnel are not permitted to participate in handling the emergency. Fire and medical emergencies will be handled by the local fire department and ambulance service. In the case of a spill of hazardous materials the NYSDEC will be contacted.

In addition, the HSO/Project Manager must advise the site contact that the New York Spill Hotline should be contacted and, if the spill quantity is greater than the Reportable Quantity (RQ) under CERCLA and/or SARA, the National Response Center (NRC) and Local Emergency Planning Committee should also be contacted. If the spill begins to flow overland and threatens to contaminate a storm drain or surface water, HRP personnel may attempt to contain and isolate the spill using any available resources, but only if, in the judgment of the HSO, such action will not expose the workers to dangerous levels of hazardous substances and is necessary to preserve life or property. In the event that a spill of material of any amount threatens to reach navigable waters, the NRC shall be contacted.

4. Once initial emergency procedures to protect worker safety and health have been addressed, and control of emergency has been completed, the HSO will complete an Investigation Report and submit this form to the appropriate personnel (HRP and/or client contact).
5. All site workers will be familiarized with the above procedures during the pre-entry briefing to be conducted before site work begins.

9.0 TRAINING/MEDICAL SURVEILLANCE

9.1 Training Requirements

All HRP and HRP subcontractor personnel who enter the work zone and/or Exclusion Zone must have successfully completed the 40-hour or 24-hour training requirement outlined in 29 CFR 1910(e). If the 40-hour or 24-hour training of any person occurred more than 12 months prior to commencement of work, then that person must have attended an 8-hour refresher course within the 12 months prior to commencement of work. If respirators are in use in the Exclusion Zone, then all personnel must have undergone respirator training and a fit test within the last 12 months. Training certificates and records for HRP employee(s) are on file at HRP. All other contractors will be required to supply written proof of training before being allowed into the Exclusion Zone.

9.2 Pre-Entry Briefing

Prior to commencement of work in an area of suspected contamination, HRP's Health and Safety Officer will conduct a pre-entry briefing with on-site contractors, which will include the following:

- Name of the HSO and person responsible for the visitor log.
- Description of the parcel as well as location of emergency telephones and the location/boundaries of the Exclusion Zone, Contamination Reduction Zone, and Support Zone, if established.
- Review of hospital locations and directions.
- Review of tasks to be conducted within the parcel by the site workers.
- Review of the Emergency Action Plan and rally point, including the nearest emergency communications and telephone numbers.
- The nature, level, and degree of anticipated hazards (physical and chemical) involved in the site work.
- Required personal protective equipment.
- Decontamination procedures.

The HSO should also, at this time, ensure that all on-site HRP and HRP subcontractor personnel have read the HASP and signed the last page of the original (Section 11.0). If additional information on the site becomes available, the HSO will call additional briefings as necessary.

9.3 Morning Safety (Tailgate) Meeting

The HRP HSO will conduct a safety overview meeting at the beginning of each workday on the site. The meeting will be given in addition to any tailgate meetings that the subcontractor conducts. A summary of the meeting topics signed by the personnel attending the meeting is included in **Appendix D**.

9.4 Medical Surveillance

All HRP and HRP subcontractor personnel entering the Exclusion Zone must have had a physical within the 12 months prior to commencement of site work. A physician's written opinion regarding fitness for work for each employee including work limitations, if any, is on file at HRP, as applicable. A written opinion for all other site personnel must be supplied prior to commencement of site work to the HRP HSO. Any work limitations for site personnel, or relevant medical information (i.e. allergic reactions to medication) should be included in this Plan.

10.0 AUTHORIZATIONS

Personnel authorized to enter the Exclusion Zone include the personnel listed in Section 2.4. Persons not listed in Section 2.4 may enter the Exclusion Zone only if the appropriate training and medical fitness certifications have been supplied to either the HRP Project Manager or Health and Safety Manager and the HSO or his/her designee on site has approved site entry. All personnel entering or leaving the Exclusion Zone must sign in and sign out with the recordkeeper.

11.0 FIELD TEAM REVIEW

All HRP personnel shall sign below after reading this HASP and shall agree with the following statement:

"I have read and understand this site specific Health and Safety Plan. I will comply with the provisions set forth therein."

[illegible]


12.0 APPROVALS

This plan meets the minimum requirements of 29 CFR 1910.120 and 29 CFR 1929.65 and has been written for specified site conditions, dates, and personnel, and must be amended if conditions change. By their signature, the undersigned certify that this HASP is approved and will be utilized during activities at the project.



Patrick Montuori
On-Site Health and Safety Officer

9/1/22
Date



David Stoll, PG
Project Manager

9/1/22
Date



Alisa Werst, CSP
Office Health and Safety Manager

9/1/22
Date

Subcontractor:

I have been provided a copy of this HASP for review.

Name

Date

Representing _____

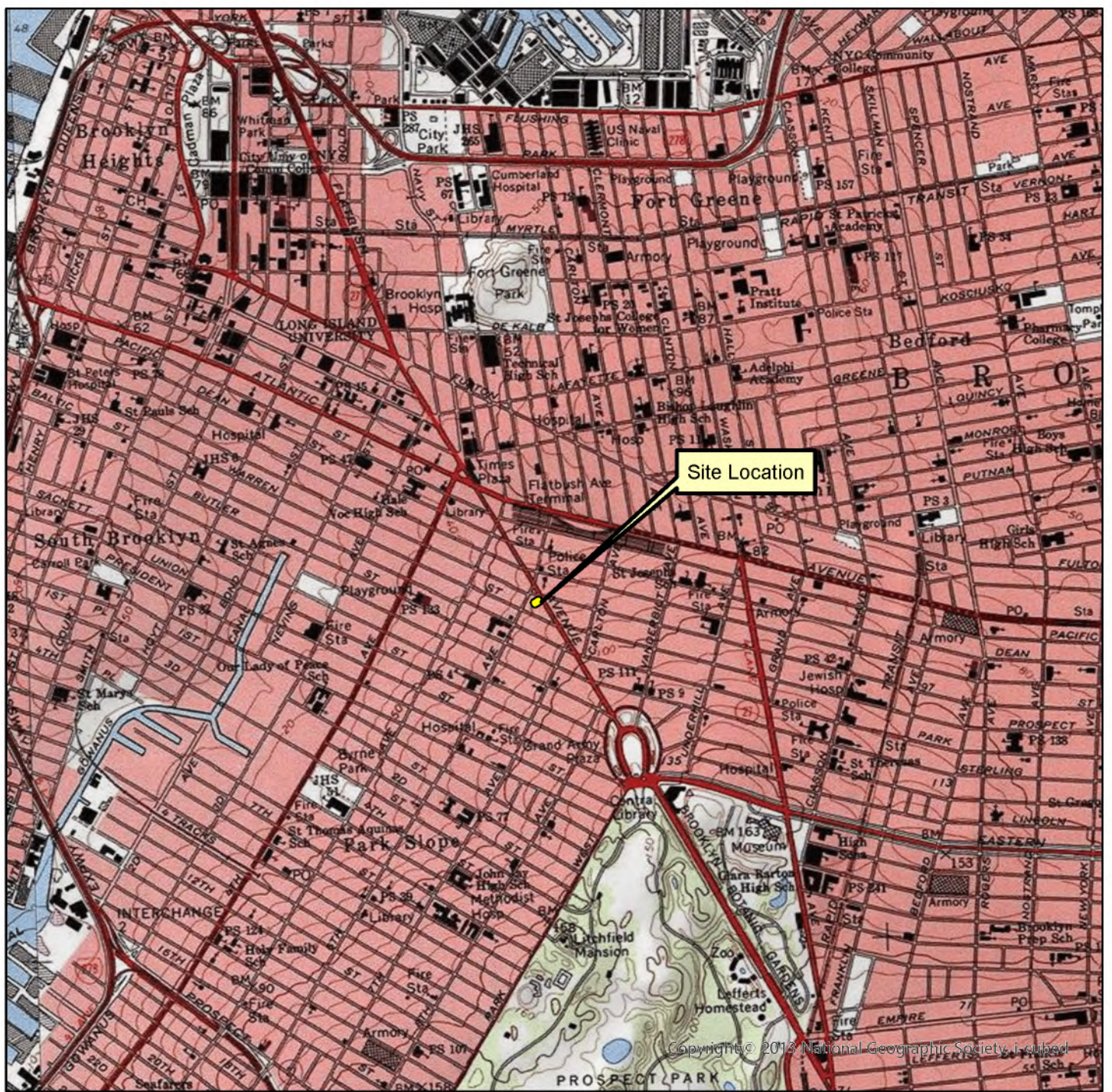
The Designated Competent person representing [subcontractor] at the site will be

_____.

Any alternate Competent Person will be noted in the Daily Job Brief Record (**Appendix D**).

[illegible]

FIGURES



0 500 1,000 2,000 3,000 4,000 5,000 6,000 7,000 8,000
Feet

1:24,000

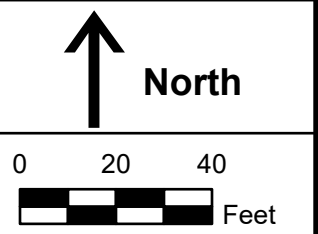


USGS Quadrangle Information
Quad ID: 40073-F8
Name: Brooklyn, New York
Date Rev: 1976
Date Pub: 1979

Figure 1
Site Location
Cinderella 248 LLC Off-Site
248 Flatbush Avenue
Brooklyn, New York
HRP # DEC1033.P2
Scale 1" = 2,000'



ONE FAIRCHILD SQUARE
SUITE 110
CLIFTON PARK, NY 12065
(518) 877-7101
HRPASSOCIATES.COM



Revisions	No.	Date	Designed By:	Drawn By:	Reviewed By:
	No.	Date			
			CMS	CMS	PWM
Issue Date:			Project No:		
10/06/22			DEC1033.P2		
Sheet Size:			11x17		

Site Plan and Proposed Investigation Locations

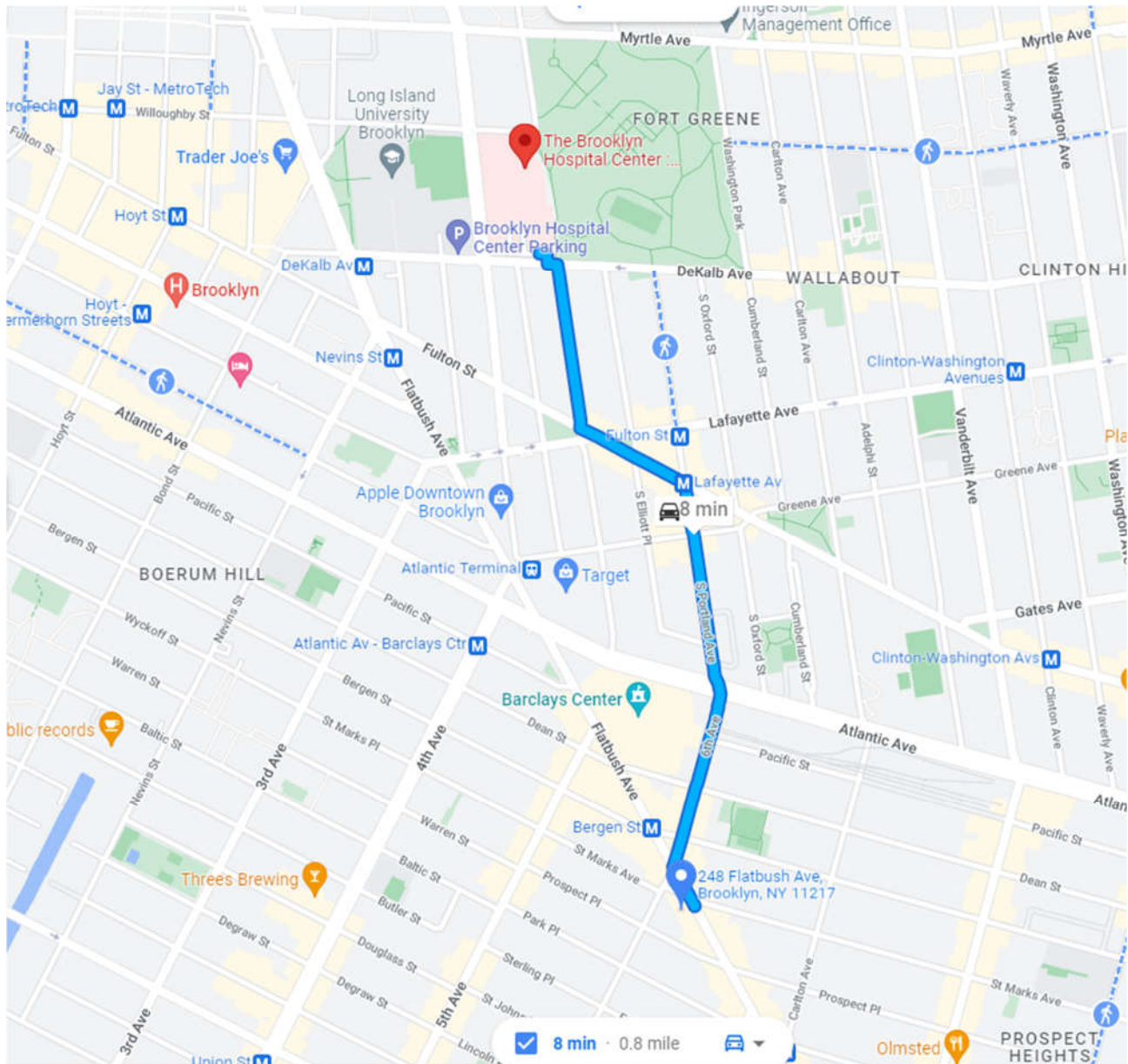
Cinderella 248 LLC Off-Site
Site #C224160A
248 Flatbush Avenue
Brooklyn, New York

Figure 3: Route and Map to Nearest Hospital and Medical Center

Directions to The Brooklyn Hospital Center

Total Estimated Time: 8 minutes
Total Estimated Distance: 0.8 miles

Begin at 248 Flatbush Avenue, Brooklyn, NY
End at The Brooklyn Hospital Center
121 DeKalb Avenue, Brooklyn, NY



TABLES

TABLE 1a
CHEMICAL HAZARDS KNOWN OR SUSPECTED ON-SITE

CONTAMINANT	ODOR THRESHOLD	OSHA PEL ¹	TLV (ACGIH)	OSHA CEILING ² /STEL	IDLH CONC.	ROUTES OF EXPOSURE	SYMPTOMS OF ACUTE EXPOSURE ³
1,1,1 Trichloroethane	44 ppm	350 ppm	350 ppm	---	700 ppm	Inh, Ing, Con	Head, Lass, CNS, Derm
1,1,2-Trichloroethane	---	10 ppm	10 ppm	----	[100 ppm]	Inh, Ing, Abs, Con	Eyes, Nose Irrit, Resp Irrit, CNS, Liver, Kidney Damage, Derm, [Carc]
1,2,4 Trimethylbenzene 1,3,5 Trimethylbenzene		25 mg/m ³	25 ppm	25 mg/m ³	ND	Inh, Ing, Con	Irrit Eyes, Skin, Nose, Throat, Resp Sys, Bron, Hyprochronic Anemia, Head, Drow, Ftg, Dizz, Nau, Inco, Vomit, Conf, Chemical Pneu (aspir lig)
1,1' Biphenyl	0.0062 mg/m ³	0.2 ppm	0.2 ppm	---	100 mg/m ³	Inh	
1,1-Dichloroethane	120 ppm	100 ppm	100 ppm	---	3,000 ppm	Inh, Ing, Con	CNS Depres, Skin Irrit, Liver, Lung and Kidney Damage
1,1-Dichloroethylene***	500 ppm	---	5 ppm	---	---	Inh, Con	CNS depress, Resp, [Carc]
1,2-Dichlorobenzene	50 ppm	50 ppm	25 ppm		200 ppm	Inh, Ing, Abs, Con	Irrit, Resp
1,2-Dichloroethylene	26-87 ppm	200 ppm	200 ppm	---	1,000 ppm	Inh, Ing, Con	Vomit, Irrit Eyes, Resp Sys; CNS Depres
1,2-Dichloropropane	130-190 ppm	75 ppm	75 ppm	---	[400 ppm]	Inh, Con, Ing	Eye irritation, Drow, light-headedness; irritated skin, [Carc]
1,3-Dichlorobenzene	---	----	---	----	---	----	----
1,4-Dichlorobenzene	20 ppm	75 ppm	10 ppm	----	[150 ppm]	Inh, Ing	[Carc], Eye Irrit, swelling around eye, headache, nausea, vomiting
1-Methylnaphthalene	0.02 ppm	---	---	---	---	---	---
2,4-Dichlorophenol	1.4007 mg/m ³	---	---	---	---	---	---
2,4-Dimethylphenol	0.001 mg/m ³	---	---	---	---	---	---
2-Methylnaphthalene	0.01 ppm	---	---	---	---	---	---
2-Methylphenol (o-cresol) [skin]	1.4 mg/L	5 ppm	5 ppm	---	250 ppm	Inh, Abs, Ing, Con	Confusion, depression, Resp Fail; difficulty breathing, irregular rapid respiration, weak pulse; skin, eye burns; dermatitis

TABLE 1a
CHEMICAL HAZARDS KNOWN OR SUSPECTED ON-SITE

CONTAMINANT	ODOR THRESHOLD	OSHA PEL ¹	TLV (ACGIH)	OSHA CEILING ² /STEL	IDLH CONC.	ROUTES OF EXPOSURE	SYMPTOMS OF ACUTE EXPOSURE ³
3, 3'-Dichlorobenzidine	---	None	---	---	---	Inh, Abs, Ing, Con	Sens, Derm, Head, Dizz, Burns, GI Upset, [Carc]
4-Isopropyltoluene	---	---	---	---	---	Con, Inh, Ing	Defat, Eryt
Acenaphthene	0.5048 mg/m ³	---	---	---	---	---	---
Acenaphthylene	---	---	---	---	---	---	---
Acetone	47.5 mg/m ³	1,000 ppm	500 ppm		2,500 ppm	Ing, Inh, Con	Head, Dizz; Irrit Eyes, Nose, Throat; Derm, CNS, Depress, Derm
Acetonitrile	70 mg/m ³	40 ppm	20 ppm	---	500 ppm	Inh, Ing, Abs, Con	Asphy; Nau, Vomit; Chest Pain; Weak, Stupor, Convuls; Eye Irrit
Aldrin	---	0.25 mg/m ³	0.25 mg/m ³	---	25 mg/m ³	Inh, Abs, Ing, Con	Head, Dizz, Nau, Vomit, Mal, Myo, [Carc]
Anthracene (Coal Tar Pitch)	---	0.2 mg/m ³			[80 mg/m ³]	Inh, Con	Derm, bron, [carc]
Antifreeze		50 ppm	100 mg/m ³ (aerosol)	---	ND	Inh, Ing, Con	Irrit Eyes, Skin, Nose, Throat, Nau, Vomit, Abdom Pain, Lass, Dizz, Stup, Conv, CNS, Depres, Skin Sen
Arsenic	----	0.010 mg/m ³	0.01 mg/m ³	----	[5 mg/m ³]	Abs, Inh, Con, Ing	Derm; GI; Resp Irrit; ulceration of nasal septum; Resp, Irrit, Hyper Pig of Skin, [Carc]
Barium (elemental)	---	0.5 mg/m ³	0.5 mg/m ³		50 mg/m ³ (barium components)	Inh, Ing, Con	Resp. Irrit, GI, Muscle Spasm, Eye Irrit, Slow Pulse; skin burns
Benzene*	4.7 ppm	1 ppm	0.5 ppm	5 ppm	[500 ppm]	Inh, Ing, Abs, Con	Irrit Eyes, Nose, Throat; Head, Nau, Derm, Ftg, Anor, Lass, [Carc]
Benzo(a)anthracene (coal tar pitch)	---	0.2 mg/m ³			[80 mg/m ³]	Inh, Con	[Carc], Derm, Bron
Benzo(a)pyrene (coal tar pitch)	---	0.2 mg/m ³	---		[80 mg/m ³]	Inh, Con	[Carc], Derm, Bron
Benzo(b)fluoranthene (coal tar pitch)	---	0.2 mg/m ³	---		[80 mg/m ³]	Inh, Con	[Carc], Derm, Bron

TABLE 1a
CHEMICAL HAZARDS KNOWN OR SUSPECTED ON-SITE

CONTAMINANT	ODOR THRESHOLD	OSHA PEL ¹	TLV (ACGIH)	OSHA CEILING ² /STEL	IDLH CONC.	ROUTES OF EXPOSURE	SYMPTOMS OF ACUTE EXPOSURE ³
Benzo(g,h,i)perylene (coal tar pitch)	---	0.2 mg/m ³			[80 mg/m ³]	Inh, Con	[Carc], Derm, Bron
Benzo(k)fluoranthene (coal tar pitch)	---	0.2 mg/m ³			[80 mg/m ³]	Inh, Con	[Carc], Derm, Bron
Bis (2-ethylhexyl) Phthalate**	N/A	5 mg/m ³	5 mg/m ³	10 mg/m ³	[5,000 mg/m ³]	Inh, Ing, Con	[Carc], Irrit Eyes
Cadmium (dust)	---	0.005 mg/m ³	Lowest concentration feasible 0.01 mg/m ³	---	[9 mg/m ³]	Inh, Ing	CNS, Resp, Irrit, Vomit, Cough, Head, Chills, Nau, Diarr, Pulm Edema, Dysp, Chest Tight, [Carc]
Carbazole	---	---	---	---	---	Inh	---
Carbon disulfide	0.1-0.2 ppm	20 ppm	1 ppm	30 ppm	500 ppm	Inh, Abs, Ing, Con	Diz, Head, Ftg, Ner, anorexia, trembling hands, loss of fine motor coord, gastritis, eye, skin burns, Derm
Carbon Tetrachloride***	21.4 ppm	10 ppm	5 ppm	25 ppm	[200 ppm]	Inh, Abs, Con, Ing	CNS Depres, Nau, Vomit, Irrit, Irrit Eyes, Skin, Drow, Dizz, [Carc]
Chlorobenzene***	0.98 mg/m ³	75 ppm	10 ppm	---	1,000 ppm	Inh, Ing, Con	Irrit, Drow, CNS, Depres, Eyes, Skin, Nose, Inco.
Chloroform***	85 ppm	50 ppm	10 ppm	50 ppm	[500 ppm]	Inh, Ing, Con, Abs	Dizz, Dullness, Nau, Head, Ftg, Irrit Eyes, Skin, Conf, [Carc]
Chromium	---	1 mg/m ³	0.5 mg/m ³	---	250 mg/m ³	Inh, Ing, Con	Irrit Eyes, Sens Derm
Chrysene (coal tar pitch)		0.2 mg/m ³	---		[80 mg/m ³]	Inh, Con	Derm, Bron, [Carc]
Cis-1-2-Dichloroethylene	---	200 ppm	200 ppm	----	1000 ppm	Inh, Con, Ing	Irrit Eyes, Resp, CNS Depress
Copper (dusts and mists) (fumes)		1 mg/m ³ 0.1 mg/m ³	1 mg/m ³ 0.2 mg/m ³	----	100 mg/m ³	Inh, Ing, Con	Vomit, Derm, CNS, Irrit, Derm, Nau, Taste (metallic)
Cyanide	0.9 mg/m ³	5 mg/m ³	5 mg/m ³ (10 min)	5 mg/m ³	25 mg/m ³	Inh, Ing, Abs, Con	Weak, Head, Nau, Conf, Cyan
Dibenzo(a,h)anthracene						Inh, Ing	

TABLE 1a
CHEMICAL HAZARDS KNOWN OR SUSPECTED ON-SITE

CONTAMINANT	ODOR THRESHOLD	OSHA PEL ¹	TLV (ACGIH)	OSHA CEILING ² /STEL	IDLH CONC.	ROUTES OF EXPOSURE	SYMPTOMS OF ACUTE EXPOSURE ³
Dichloromethane	540 mg/m ³	25 ppm	50 ppm	125 ppm	[2,300 ppm]	Inh, Abs, Ing, Con	Irrit Eyes, Skin, lass, drow, dizz, Numb, tingl, Nau, [Carc]
Diethylphthalate**	---	None	5 mg/m ³	---	N.D.	Inh, Ing, Con	Irrit Eyes, Skin, Nose, Throat, Head, Dizz, Nau, Lac, Possible Polyneur, Vestibular Dysfunc, Pain, Numb, lass, Spasms in Arms and Legs
Di-n-octylphthalate	---	---	---	---	---	Inh, Ing, Con	---
Dimethylphthalate	---	5 mg/m ³	5 mg/m ³	---	2,000 mg/m ³	Inh, Ing, Con	Irrit, Resp, Abdom
Ethyl Benzene*	8.7 mg/m ³	100 ppm	100 ppm	125 ppm	700 ppm	Inh, Abs, Con	Head. Irrit, Derm, Narc., Irrit Eyes, Skin; Coma
Fluoranthene		0.2 mg/m ³	0.2 mg/m ³			Ing, Inh	[Carc]
Fluorine*	6 mg/m ³	0.1 ppm	1 ppm	2 ppm	25 ppm	Inh, Con	
Fuel Oil/#2	----	----	300 ppm	----		Inh, Abs, Ins, Con	Irrit Eyes, Skin, Derm, Head, Ftg, Blurred Vision, Dizz, Conf
Ideno(1,2,3-cd)pyrene		0.2 mg/m ³				Ing, Inh	
Lead (inorganic forms and dust as Pb)****		0.05 mg/m ³	0.05 mg/m ³		100 mg/m ³	Inh, Ing, Con	Irrit, Cns, Vomit, Narco, Weak, Pall, Insom, Lass, Abdom, Constip
Mercury (organic alkyl compounds) [skin]		0.01 mg/m ³	0.01 mg/m ³	0.03 mg/m ³	2 mg/m ³	Inh, Abs, Ing, Con	Irrit Eyes, Skin; Cough & Chest Pain, Bron Pneu, Tremor, Insom, Irrty, Indecision, Head, Ftg, Weak, Stomatitis, Salv, GI Dist, Anor, Low-wgt, Ataxia
Mercury (compounds)	----	0.1 mg/m ³	0.025 mg/m ³	0.1 mg/m ³	10 mg/m ³	Inh, Abs, Ing, Con	Irrit Eyes, Skin; Cough & Chest Pain, Bron Pneu, Tremor, Insom, Irrty, Indecision, Head, Ftg, Weak, Stomatitis, Salv, GI Dist, Anor, Low-wgt, Ataxia
Methanol	13.1150 mg/m ³	200 ppm	200 ppm	---	6,000 ppm	Inh, Abs, Ing, Con	Irrit Eyes, Skin, Resp, Head, drow, dizz, Nau, Vomit, vis dist, Optic, derm

TABLE 1a
CHEMICAL HAZARDS KNOWN OR SUSPECTED ON-SITE

CONTAMINANT	ODOR THRESHOLD	OSHA PEL ¹	TLV (ACGIH)	OSHA CEILING ² /STEL	IDLH CONC.	ROUTES OF EXPOSURE	SYMPTOMS OF ACUTE EXPOSURE ³
Methyl Ether	----	----	---	----	---	Inh	Poison
Methyl Ethyl Ketone (2-Butanone)***	0.7375 mg/m ³	200 ppm	200 ppm	300 ppm	3,000 ppm	Inh, Con, Ing	Irrit Eyes, Skin, Nose, Throat, Head, Dizz, Vomit, Derm
Methylene Chloride	540 mg/m ³	25 ppm	50 ppm	125 ppm	[2,300 ppm]	Inh, Ing, Con, Abs	Ftg, Weak, dizz, drow, Numb, Tingle [carc], Irrit Eyes, Skin, Nau
Mineral Spirit	20 ppm	500 ppm	100 ppm	---	20,000 mg/m ³	Inh, Ing, Con	Irrit Eyes, Nose, Throat, Dizz, Derm, Chemical pneu
Methyl tert butyl ether (MTBE)	---	---	50 ppm	---		Inh, Abs	
Naphtha	0.86 ppm	100 ppm	400 ppm	---	1,000 ppm	Inh, Con, Ing	Light Head, Drow, Irrit, Derm, Irrit Eyes, Skin, Nose
Naphthalene*	0.084 ppm	10 ppm	10 ppm	15 ppm	250 ppm	Inh, Abs, Ing, Con	Eye irritation; headache; confusion, excitement, malaise (vague feeling of ill-being); nausea, vomiting, abdominal pain; irritated bladder; profuse sweating; renal shutdown; dermatitis
Nickel (metal)	---	1 mg/m ³	1.5 mg/m ³	---	[10 mg/m ³]	Inh, Ing, Con	Head, Verti, Nau, Vomit, Pain, Cough, Weak, Convuls, Delirium, Pneu, ,[Carc]
Nitrobenzene	0.0235 mg/m ³	1 ppm	1 ppm	---	200 ppm	Inh, Abs, Ing, Con	Irrit Eyes, Skin, Anoxia, Derm, Anem, Methem
n-Butylbenzene	---	---	---	---	---	---	---
n-Propylbenzene	---	---	---	---	---	---	---
PCBs 42% chlorine (Aroclor 1242)	---	1 mg/m ³ (skin)	1 mg/m ³ (skin)	---	[5 mg/m ³]	Inh, Abs, Ing, Con	Irrit Eyes, Chloracne, Liver Damage [carc]
PCBs 54% chlorine (Aroclor 1254)	---	0.5 mg/m ³ (skin)	0.5 mg/m ³ (skin)	---	[5 mg/m ³]	Inh, Abs, Ing, Con	Irrit Eyes; Chloracne, Liver Damage [carc]

TABLE 1a
CHEMICAL HAZARDS KNOWN OR SUSPECTED ON-SITE

CONTAMINANT	ODOR THRESHOLD	OSHA PEL ¹	TLV (ACGIH)	OSHA CEILING ² /STEL	IDLH CONC.	ROUTES OF EXPOSURE	SYMPTOMS OF ACUTE EXPOSURE ³
Petroleum Distillates	---	500 ppm	100 ppm		[1,100 ppm]	Inh, Ing, Con	Dizz, Drow, Head, Dry Skin, Nau, Irrit Eyes, Nose, Throat, [Carc]
Phenanthrene (Coal Tar Pitch)		0.2 mg/m ³	0.2 mg/m ³		[80 mg/m ³]	Inh, Con	Derm, bron, (carc)
Phenol**	0.1786 mg/m ³	5 ppm	5 ppm	---	250 ppm	Inh, Abs, Ing, Con	Irrit Eyes, Nose, Throat, Anor, Low Wgt, Weak Musc Ache, Pain, Dark Urine, Cyan, Liver, Kidney Damage, Skin, Burns, Derm, Ochronosis, Tremor, Convuls, Twitch
Pyrene		0.2 mg/m ³			[80 mg/m ³]	Inh, Con	[Carc]
Sec-Butylbenzene	---	---	---	---	---	---	---
Selenium	N/A	0.2 mg/m ³	0.2 mg/m ³	Unknown	1 mg/m ³	Inh, Ing, Con	Irrit, Head, Fever, Chills, Skin/Eye Burns, Metallic Taste, GI, Dysp, Bron
Silver (metal and soluble compounds as Ag)	----	0.01 mg/m ³	Metal = 0.1 mg/m ³ Soluble 0.01 mg/m ³		10 mg/m ³	Inh, Ing, Con	Blue-gray Eyes, Nasal Septum, Throat, Skin; Irrit, Ulcer, Skin, GI Dist
Tetrachloroethylene (a.k.a. perchloroethylene)***	4.68 ppm	100 ppm	25 ppm	200 ppm	[150 ppm]	Inh, Ing, Con, Abs	Irrit Eyes, Skin, Nose, throat, Resp. Nau, flush face, Neck, dizz, inco, head, drow, eryth, [Carc]
Toluene*	2.14 ppm	200 ppm	50 ppm	300 ppm	500 ppm	Inh, Abs, Ins, Con	Resp, Irrit, Ftg, Conf, Dizz, Head, Derm, Euph, Head, Dilated Pupils, Lac, Ner, Musc FTg, Insom, Pares, Derm, lass
Petroleum Distillates (naphtha)	10 ppm	100 ppm	400 ppm	---	1,000 ppm	Con, Inh, Ing	---
Trans 1,2-Dichloroethylene	0.3357 mg/m ³	200 ppm	200 ppm	---	1,000 ppm	Inh, Con	Irrit, Resp, CNS depress
Trichloroethylene***	21.4 ppm	100 ppm	50 ppm	200 ppm	[1,000 ppm]	Inh, Con, Abs, Ing	Head, Vert, Nau, Vomit, Derm, Vis Dist, Tremors, Som, Nau, Irrit Eyes, Skin, Card Acc., Ftg, [Carc]

TABLE 1a
CHEMICAL HAZARDS KNOWN OR SUSPECTED ON-SITE

CONTAMINANT	ODOR THRESHOLD	OSHA PEL ¹	TLV (ACGIH)	OSHA CEILING ² /STEL	IDLH CONC.	ROUTES OF EXPOSURE	SYMPTOMS OF ACUTE EXPOSURE ³
Trichlorofluoromethane	28 mg/m ³	1,000 ppm	1,000 ppm		2,000 ppm	Inh, Con, Ing	Inco, trem, derm, card, asph, frost
Trichlorotrifluoroethane	45 ppm	1,000 ppm	1,000 ppm	1,250 ppm	2,000 ppm	Inh, Con, Ing	Irrit Skin, throat, Drow, Derm, CSN, Depress
Vinyl Chloride***	10-20 ppm	1 ppm	1 ppm	5 ppm	ND	Inh, Con	Lass, Abdom, Gi Bleeding; Hepatomegaly; Pallor or Cyan of Extremities; Liq: Frostbite; [Carc]
VM&P Naphtha (petroleum naphtha)	---	---	300 ppm	---	ND	Con, Ing, Inh	Irrit Eyes, Nose, Throat, Dizz, drow, head, nau, dry skin, chem. Pneumonitis
Xylene*	4.5 mg/m ³	100 ppm	100 ppm	150 ppm	900 ppm	Inh, Ing, Abs, Con	Dizz, Drow, Irrit, Excite, Nau, Vomit, Eyes, Skin, Nose, Throat
Zinc (oxide)	---	5 mg/m ³	2 mg/m ³	---	500 mg/m ³	Inh	Dry Throat, Cough, Chills, Tight Chest, Blurred Vision
4,4' DDD	---	---	---	---	---	Ing, Inh, Con	---
4,4' DDE	---	---	---	---	---	Ing, Inh, Con	---
4,4' DDT	5.0725 mg/m ³	1 mg/m ³	1 mg/m ³	---	[500 mg/m ³]	Inh, Abs, Ing, Con	Irrit Eyes, Skin, Pares, Tongue, Lips, Face, Trem, Anxi, Dizz, Conf, Mal, Head, Lass, Conv, Paresi Hands, Vomit, [Carc]
Aldrin		0.25 mg/m ³	0.25 mg/m ³	---	[25 mg/m ³]	Inh, Abs, Ing, Con	Head, Dizz, Nau, Vomit, Mal, Myo [Carc]
Chlordane [skin]	0.0084 mg/m ³	0.5 mg/m ³	0.5 mg/m ³		[100 mg/m ³]	Inh, Abs, Ing, Con	Blurred vision, confusion, delirium, cough; abdominal pian, nausea, vomiting diarrhea; irritability, tremor, convulsions [Carc]
EDB	76.8 mg/m ³	20 ppm		30 ppm	[100 ppm]	Inh, Abs	Resp. Irr, Eye Irr. [Carc]
Endosulfan I Endosulfan II	---	0.1 mg/m ³	0.1 mg/m ³	---	N.D.	Inh, Abs, Ing, Con	Irrit, Skin, Nau, Conf, Agit, Flush, Dry, Trem, Conv, Head
Endosulfan Sulfate		---	0.1 mg/m ³	---	---	Ing, Con	---

TABLE 1a
CHEMICAL HAZARDS KNOWN OR SUSPECTED ON-SITE

CONTAMINANT	ODOR THRESHOLD	OSHA PEL ¹	TLV (ACGIH)	OSHA CEILING ² /STEL	IDLH CONC.	ROUTES OF EXPOSURE	SYMPTOMS OF ACUTE EXPOSURE ³
Endrin	1.8 x 10 ⁻² ppm	0.1 mg/m ³	0.1 mg/m ⁻³	---	2 mg/m ³	Inh, Abs, Ing, Con	Epil Conv, Stup, Head, Dizz, Abdom, Nau, Vomit, Insom, Agress, Conf, Drow, Lass, Anor
Endrin Aldehyde	1.8 x 10 ⁻² ppm	---	---	---	---	Inh, Con	---
Endrin Ketone	---	---	---	---	---	---	---
Heptachlor	0.02 ppm	0.5 mg/m ³	0.05 mg/m ³	---	[35 mg/m ³]	Inh, Abs, Ing, Con	In animals, Trem, Conv, [Carc]
Heptachlor epoxide	0.02 ppm	---	0.05 mg/m ³	---	---	Ing, Inh	Trem, Conv, [Carc]
Hydrogen Cyanide(Hydrocyanic Acid)	0.9 mg/m ³	10 ppm (11 mg/m ³)	4.7 ppm	4.7 ppm	50 ppm	Con, Inh, Ing, Abs	Asphy & death at high levels; Weak, Head, Conf, Nau, Vomit, Incr. Rate and Depth of Respiration or Respiration Slow and Gasping

NOTES

* = Constituent found in ETPH

**=Constituent found in Acid/Base/Neutral Extractable Compounds

***=Constituent found in Volatile Organic Compounds

****=Constituent found in Leaching Lead

¹PEL = Permissible Exposure Limit. If no PEL is available, then the NIOSH Threshold Limit Value (TLV) should be used, if available.

²Ceiling limit or Short Term Exposure Limit (STEL), if available. Again, the NIOSH TLV may be used if no OSHA standard exists.

³Abbreviations are contained on the next page

[] = Potential Occupational Carcinogen

ND = Not Been Determined

ABBREVIATIONS

abdom = Abdominal
abs = Absorption
aggress = Aggressiveness
agit = Agitation
anor = Anorexia
anos = Anosmia (loss of the sense of smell)
Anxi = anxiety
anem – Anemia
aspir = Aspiration
asph – asphyxia
bron = Bronchitis
bron pneu = Bronchitis pneumonitis
[carc] = Potential occupational carcinogen
Card = Cardiac arrhythmias
CNS = Central nervous system
conf = Confusion
constip = Constipation
con = Skin and/or eye contact
conv = Convulsions
corn = Corneal
cyan = Cyanosis
defat = Defatting
depres = Depressant/Depression
derm = Dermatitis
diarr = Diarrhea
dist = Disturbance
dizz = Dizziness
drow = Drowsiness
dry = Dry mouth
dysp = Dyspnea (breathing difficulty)
emphy = Emphysema
epil-conv = Epileptiform convulsions
eryth = Erythema
euph = Euphoria
fib = Fibrosis
frost = frostbite
ftg = Fatigue
flush = Flushing
GI = Gastrointestinal
head = Headache
hyperpig = Hyperpigmentation
inco = Incoordination
ing = Ingestion
inh = Inhalation
inj = Injury
insom = Insomnia
irrit = Irritation

irrt = Irritability
lac = Lacrimation (discharge of tears)
lass = Lassitude (weakness, exhaustion)
li-head = Lightheadedness
liq = Liquid
low-wgt = Weight loss
mal = Malaise (vague feeling of discomfort)
malnut = Malnutrition
methem = Methemoglobinemia
myo = Myoconvulsive (jerks of limbs)
mg/m = milligrams/cubic meter
muc memb = Mucous membrane
mus ftg = Muscle fatigue
narco = Narcosis
nau = Nausea
ner = Nervousness
numb = Numbness
optic = Optic nerve damage (blindness)
pall = Facial pallor
parap = Paralysis
ppm = Parts per million
pares = Paresthesia
paresi = Paresis
peri neur = Peripheral neuropathy
pneu = Pneumonitis
prot = Proteinuria
pulm = Pulmonary
peri neur = Peripheral neuropathy
pneu = Pneumonia
prot = Proteinuria
pulm = Pulmonary
repro = Reproductive
resp = Respiratory
skin sen = skin sensitization
salv = Salvation
som = Somnolence (sleepiness unnatural drowsiness)
subs = Substernal (occurring beneath the sternum)
stup = Stupor
sys = System
tingle = tingle limbs
trem – Tremors
verti = Vertigo
vis dist = Visual disturbance
vomit = Vomiting
weak = Weakness

TABLE 1b: Physical Hazards Known or Suspected On-Site

TABLE 1b
PHYSICAL HAZARDS KNOWN OR SUSPECTED ON-SITE

Description of Hazard	Methods to Identify and Minimize	Potential for Occurrence	Potentially Affected Tasks
1. Operating Heavy Equipment	<ul style="list-style-type: none"> Utilizing proper equipment operation methods Maintain safe clearance distances Wear appropriate eye/ear protection according to manufacturer's recommendations 	Moderate	Observation of Excavation/Sampling
2. Inclement weather	<ul style="list-style-type: none"> Determine probable weather conditions prior to arrival at site Avoid working during hurricanes, blizzards, persistent heavy rain or snow, close thunderstorms 	Moderate	Observation of Excavation/Sampling
3. Heat/cold Stress	<ul style="list-style-type: none"> Determine probable weather conditions prior to arrival at site Wear proper clothing Monitoring of yourself and team mates Drink plenty of fluids Utilize work breaks as often as necessary Avoid working in extreme cold conditions 	Moderate	Observation of Excavation/Sampling
4. Slip, trip, and fall hazards caused by irregular and loose rocky topography	<ul style="list-style-type: none"> Wear appropriate footwear to increase traction when possible Be aware of surroundings 	Low	Observation of Excavation/Sampling

TABLE 1b
PHYSICAL HAZARDS KNOWN OR SUSPECTED ON-SITE

Description of Hazard	Methods to Identify and Minimize	Potential for Occurrence	Potentially Affected Tasks
5. Utilities	<ul style="list-style-type: none"> • Complete a Call Before You Dig markout prior to the work start date • Obtain buried private lines information from and clear sampling locations with Site Contact • Avoid using heavy equipment or drill rig in close proximity to overhead utilities • Inspect sampling areas for Call Before You Dig markings; inspect catch basins and manholes to determine buried pipeline directions prior to sampling • Avoid sampling within area of pavement cuts that may be indicative of buried lines 	Moderate	Observation of Excavation/Sampling
6. Vehicle Traffic	<ul style="list-style-type: none"> • Wear appropriate high visibility clothing • Block off the work area to prevent vehicles from entering 	Moderate	High Traffic areas
7. Use of heavy machinery in indoor spaces	<ul style="list-style-type: none"> • Monitor the indoor air for appropriate gases with a 4-gas meter • Ensure proper ventilation of interior spaces while using gas powered machines • Use appropriate respirator protection and adequate wetting of the area if cutting or drilling through concrete creates silica dust 	Low	Drilling in indoor spaces
8. Inhalation of Volatiles	<ul style="list-style-type: none"> • Implement and adhere to action levels stipulated in air monitoring program for volatile organics • Wear appropriate protective equipment • Report potential exposure symptoms immediately • Utilize engineering controls such as fans 	Low	Observation of Excavation/Sampling

TABLE 1b PHYSICAL HAZARDS KNOWN OR SUSPECTED ON-SITE			
Description of Hazard	Methods to Identify and Minimize	Potential for Occurrence	Potentially Affected Tasks
9. Skin contact with volatile organic compounds, semi volatile organic compounds, metals, TPHs, PCBs, pesticides, cyanide	<ul style="list-style-type: none">• Wear appropriate protective clothing• Follow proper decontamination procedures• Report potential exposure symptoms immediately	Low	Observation of Excavation/Sampling

APPENDIX A

Safety and Logistics Planning Call Log

Safety and Logistics Call Log
DEC009808

Page 1 of 2



Date of Call _____
Work Assignment Number / Task _____
DEC Site Name and Number _____

Names of Attendees (and phone #s):

HRP

HRP PM _____
HRP SSO _____
HRP Other _____
HRP Other _____
HRP Other _____

Subcontractors

Driller Contact _____
Utility Survey _____
Surveyor _____
Construction _____
Other _____

DEC DEC PM _____
DEC Other _____

Other _____

Brief Description Scope of Work (Task Specific):

Use additional forms for additional tasks.

Logistics:

Date of Work: _____
Time to Meet: _____
Site Contact (phone): _____
Notification of Site Contact made by: _____
Describe any unusual site-specific conditions/logistics here (if any): _____

Notes below as needed:

Water Needed? Source Confirmed? Y / N
Electricity Needed? Source Confirmed? Y / N
Water Storage Needed? Y / N
Water Discharges? Permits Needed/Attained? Y / N
Air Monitoring - CAMP? Y / N

Will there be intrusive work? Y / N
Locations marked in the field? Y / N
NYS Code Rule 753/Dig Safe System: Ticket Number: _____
Confirmed that mark-out complete? Y / N

Anticipated Subsurface Conditions (Geology, Utilities, etc.): _____
Anticipated Depth to Groundwater: _____
Will NAPL/Product be Present: Y / N Describe: _____

Safety and Logistics Call Log
DEC009808

Page 2 of 2

Will there be any other parties entering the work zones? Describe control measures:

Lab and Equipment:

Equipment: Y / N PID IP Water Level Indicator CAMP Pumps controllers Survey Eq. GPS
Other: _____

Lab Analytical Required: Y / N VOCs SVOCs Metals PFAS 1,4D PCBs Pest/Herb
Other: _____

Media Tested: Soil Sediment Groundwater Surface Water Sub-slab[soil] Vapor Indoor Air
Notes of sample collection methods: _____

Bottle Order Received/ Checked? Y / N

How will samples be conveyed to lab? _____

Sample TAT? Standard 24 hr TAT 48 hr TAT Other: _____

Review Site - Specific Hazards (per Site-Specific HASP to be provided prior to all parties):

Site Constituents of Concern: VOCs SVOCs PFAS 1,4-Dioxane
(circle) HVOCs
AVOCs
metals pesticides herbicides
Asbestos PCBs
Lead Other: _____
Biologicals

Site Setting: Urban Suburban Unoccupied
Traffic Bystanders Crime Plants Animals Vectors
Overhead Utilities Underground Utilities Large Equipment
High Voltage Flood/Tidal Limited Access
Confined Spaces

Task-Specific Chemicals and Hazards (describe): _____

PPE Level (circle): D C B A Modifications: _____

Glove types: _____ Face covering needed? Y/ N

Other specialty PPE: _____

Safe to Work Alone: Y / N

Other Precautions: Y / N Describe: _____

COVID 19 Protocols to be Observed: Y / N

Waste Containment:

How/ where will materials be contained, labelled, stored, or disposed? _____

Miscellaneous:

APPENDIX B

Personnel Log

[illegible]

APPENDIX C

Supervisor's Investigation Report



INCIDENT REPORT

Section 1.0: Complete By Employee and Project Manager (provide to Human Resources Manager)

Incident Case No. _____

Employee Name:	Age:	Time employee began work:	Weather Conditions:
Employee Title/Position:	Sex: <input type="checkbox"/> Female	Date of Incident:	Date of Report:
Department:	<input type="checkbox"/> Male	Time of Incident:	Time Report Completed:
Office Location:			
Supervisor:			
Employee Address:	Location of Incident:		
Street:	Address:		
City/Town:	City/Town:		
Zip Code:	State:		
Phone Number:			
Type of Incident: <input type="checkbox"/> Motor Vehicle Accident or <input type="checkbox"/> Near Miss or <input type="checkbox"/> Injury occurred during routine work <input type="checkbox"/> Company or <input type="checkbox"/> Personal Vehicle? First-Aid performed on-site? Yes / No Other Medical Attention Provided? Yes / No			
Time lost from work? Yes / No Number of Hours: or Number of Days:			
If injuries occurred, list names and describe nature, degree, and body part injured: Number of injured: _____ 1. 2. 3. 4.			
Complete Section 3.0			
WITNESS STATEMENT:			
WHAT HAPPENED AND WHAT WAS THE EMPLOYEE DOING BEFORE THE INCIDENT OCCURRED?		Describe what took place?	
WHAT WAS THE EMPLOYEE DOING WHEN THE INCIDENT OCCURRED?		Who was at fault for vehicle accidents, citation?	
WHAT WAS THE EMPLOYEE DOING AFTER THE INCIDENT OCCURRED?		Was power equipment involved, if so, describe?	

WHAT WAS THE NATURE OF THE INJURY OR ILLNESS?		Tell us the body part that was affected and how it was affected – be specific Examples: strained lower back; chemical burn on hand
WHAT WAS THE ROOT CAUSE OF THE INCIDENT? List other individual involved in Section 3. COULD INCIDENT HAVE BEEN AVOIDED? HOW?		Get all the facts by studying the Job and situation involved. Question by use of WHY - WHAT – WHERE – WHEN – WHO – HOW Were there other factors (e.g., noise, ventilation, illumination, fatigue, age, medical conditions) that contributed to the accident?
WAS TRAINING FOR THE WORK ACTIVITY PROVIDED: TYPE: DATES:		WERE WARNING SIGNS OR LABELS POSTED:
WHAT SHOULD BE DONE? HOW CAN INCIDENT BE AVOIDED IN THE FUTURE?		WAS PERSONAL PROTECTIVE EQUIPMENT USED? NEEDED: AVAILABLE: CONTRIBUTED TO INJURY:
WHAT HAVE YOU DONE THUS FAR?		Take or recommend action, depending upon your authority. Follow up – was action effective?
HOW WILL THIS IMPROVE OPERATIONS?		OBJECTIVE Eliminate job hindrances
Completed by:	Reviewed by:	Date

Section 2.0: Complete By Supervisor or Human Resources Manager

Name: Role (witness, observer, injured, participant, etc.):	Address: Phone Number
Name: Role:	Address: Phone Number
Name: Role:	Address: Phone Number
Name: Role:	Address: Phone Number
Name: Role:	Address: Phone Number
Name: Role:	Address: Phone Number

Section 3.0: Corrective Actions (To be Completed by OHSM and CHSO)

Are corrective actions warranted? ☐ Yes ☐ No If so, proceed with corrective action list

Corrective Actions. List long term actions to be taken as a result of incident (use additional sheets if needed)	How was the corrective action implemented?	Target date of completion

OHSM Name:	CHSO Name:
OHSM Signature:	CHSO Signature:

End of incident report. Section 4.0 is to be completed and maintained by the Human Resources Department.

Section 4.0: Complete By Human Resources Manager

Incident Report Case No. _____

The information on this page is considered CONFIDENTIAL and must be treated as such. This page will only be available to Human Resources Department or the employee's supervisor.

Insured Name:	Employee Hire Dates: Start at Company: Current Position:
Policy Number:	Is employee a company: Owner, Officer, Neither.
Employee Soc. Sec. No.:	Marital Status: Spouse Name:
Was Employee Pay Interrupted, or paid in full for time:	Employee Pay Period: Weekly, Bi-Weekly, Monthly, Other (specify)
Employee Compensated by hourly or salary? Wage Information: (tips, bonuses, commission)	Typical No. of hours worked per day____, hours per week____. Typical Start of day time_____, end of day time_____.
Date of Stop Work: Date Returned to Work:	How often has employee visited doctor/hospital?
Doctor: Authorized by Co.: Y / N Street: City/Town: Zip Code: Phone Number: Authorized by Co.: Y / N	Hospital: Street: City/Town: Zip Code: Phone Number: Authorized by Co.: Y /N
Was the employee treated in an emergency room? <input type="checkbox"/> Yes <input type="checkbox"/> No	Was employee hospitalized overnight as an in-patient? <input type="checkbox"/> Yes <input type="checkbox"/> No If so, for how many days? _____

APPENDIX D

Daily Job Brief Record

JOB BRIEF RECORD

Person Conducting	248 Flatbush Avenue, Brooklyn, NY Site Name/Address	DEC1033.P2 HRP Client Name/Job #
Dan McNally (518) 402-9767 Client Contact/Phone	HRP H&S Rep.	David Stoll (518) 526-2322 HRP Supervisor
Date/Time	Number Attending	Weather
Designated Competent Person:		
Description of Work:		

Attendees (use additional sheets as needed):

Name	Company	Signature

Emergency Telephone Numbers

Hospital Name & Location:
NYSDEC Spill Line: 1-518-457-7362
Health & Safety Manager:

FIRE / POLICE / AMBULANCE: 911
The Brooklyn Hospital Center, 121 DeKalb Avenue

National Response Center: 800-424-8802
Jake Smith: 864.289.0311 1508

CBYD: 800-922-4455

HAZARDS

- | | | | | |
|--------------------------------------|--|---|--|---|
| <input type="checkbox"/> Toxic | <input type="checkbox"/> Extreme Cold/Heat | <input type="checkbox"/> Soil Excavation | <input type="checkbox"/> Vehicle Traffic | <input type="checkbox"/> Powerwashing |
| <input type="checkbox"/> Corrosive | <input type="checkbox"/> Drains/Sumps | <input type="checkbox"/> Tank Excavation | <input type="checkbox"/> Hot Work | <input type="checkbox"/> Elevated Work Area |
| <input type="checkbox"/> Flammable | <input type="checkbox"/> Sharp Objects | <input type="checkbox"/> Trenching | <input type="checkbox"/> Vac Truck | <input type="checkbox"/> Live Electrical Circuits |
| <input type="checkbox"/> Combustible | <input type="checkbox"/> Drilling in Soil | <input type="checkbox"/> Floor Holes | <input type="checkbox"/> Ladders | <input type="checkbox"/> Pneumatic Tools |
| <input type="checkbox"/> Reactive | <input type="checkbox"/> Lighting | <input type="checkbox"/> Working on/near Water | <input type="checkbox"/> Noise | <input type="checkbox"/> Drum Handling |
| <input type="checkbox"/> Path Waste | <input type="checkbox"/> Slips/Trips/Falls | <input type="checkbox"/> Underground/Overhead Utilities | <input type="checkbox"/> Lifting | <input type="checkbox"/> Abrasive Blasting |
| <input type="checkbox"/> Asbestos | <input type="checkbox"/> Lead | | | |

PERSONAL SAFETY

- | | | | | |
|---|--|---|--|--------------------------------------|
| <input type="checkbox"/> Supplied Air Respirator | <input type="checkbox"/> SAR w/Egress Bottle | <input type="checkbox"/> SCBA | <input type="checkbox"/> Air Purifying Respirator Cartridge: | |
| <input type="checkbox"/> Fully Encapsulating Suit | <input type="checkbox"/> Flash Suit | <input type="checkbox"/> NOMEX (flam resistant) | <input type="checkbox"/> Protected Coveralls, Type: | |
| <input type="checkbox"/> Overboots | <input type="checkbox"/> Lifebelt/Lanyard | <input type="checkbox"/> Hardhats | <input type="checkbox"/> Outer Gloves, Type: | |
| <input type="checkbox"/> Safety Glasses | <input type="checkbox"/> Chemical Goggles | <input type="checkbox"/> Face Shield | <input type="checkbox"/> Inner Gloves, Type: | |
| <input type="checkbox"/> Reflective Vests | <input type="checkbox"/> Eye Wash | <input type="checkbox"/> Safety Shower | <input type="checkbox"/> First Aid Kit | <input type="checkbox"/> PFD's |
| <input type="checkbox"/> Hearing Protection | <input type="checkbox"/> Evacuation Plan | <input type="checkbox"/> Communications | <input type="checkbox"/> Properly Sloped Trench | <input type="checkbox"/> Ventilation |

FIRE SAFETY

- | | | | |
|--|---|---|--|
| <input type="checkbox"/> Fire Extinguishers | <input type="checkbox"/> Hot Work Permit | <input type="checkbox"/> Fire Blanket | <input type="checkbox"/> Explosion-Proof Equipment |
| <input type="checkbox"/> Equipment Grounded & Bonded | <input type="checkbox"/> Non-Sparking Tools | <input type="checkbox"/> Eliminate Ignition Sources | <input type="checkbox"/> Area Kept Wet |
| <input type="checkbox"/> Smoking Area Designated Location: _____ | | <input type="checkbox"/> Alarm Box in Area, Location: _____ | |
| <input type="checkbox"/> Fire Hose Laid Out | | | |

ISOLATE EQUIPMENT

- | | |
|---|--|
| <input type="checkbox"/> Establish Exclusion Zone/Traffic Cones | <input type="checkbox"/> Work Signs |
| <input type="checkbox"/> Stop Transfers | <input type="checkbox"/> Caution Tape Area |
| <input type="checkbox"/> GFCIS | <input type="checkbox"/> Temporary Fencing |

ELECTRICAL EQUIPMENT

- | | |
|---|---|
| <input type="checkbox"/> LockOut/TagOut | <input type="checkbox"/> Non-Conductive Tools |
| <input type="checkbox"/> Equipment Grounded | <input type="checkbox"/> FR Suits/Coveralls |

AIR MONITORING

Type of Meter: _____ Date last calibrated: _____

SUBSTANCE	LEVEL B MAX.	ACTION LEVEL/LEVEL C MAX.	LEVEL D MAX.

Health & Safety Comments / Topics & Safety Rules Reviewed / Questions / Concerns:

Contaminants of Concern: _____

HEALTH & SAFETY SIGNATURE: _____ Date: _____

Is there a Site-Specific or Generic Health & Safety Plan available on-site? Yes ☐ No ☐

☐ HAZARD ZONES NOT APPLICABLE, GENERAL WORK AREA

Level D ☐ Modified Level D ☐ Level C ☐

Anything above Level C, foreman should use a Confined Space Permit/Form.

Note: HOT WORK requires a hot work permit and minimum 20# fire extinguisher. Foreman or HSM must record at least one contaminant of concern above. Toxic plants may be considered a COC if no chemical hazards are expected.

LEVEL C

Respirator Type: _____

Name	Zone	Time In	Time Out	Decon Type

Before performing Level C work, ALL employees must review HRP's Respiratory Protection Program - a copy of which must be on-site along with a HASP.

APPENDIX E

Equipment Calibration Log

[illegible]

APPENDIX F

COVID-19 Health and Safety Guidelines

COVID19

SITE SPECIFIC HASP ADDENDUM

This addendum will remain in effect until what time the CDC, NIAID, and/or Surgeon General guidance is provided that removes the heightened awareness of social distancing, hand washing, and other protocols in response to COVID-19.

NECESSARY ADDITIONAL SUPPLIES

- Hand sanitizer (minimum 60% alcohol)
- Squeeze bottles of water (if no running water at job site)
- Soap
- Disinfectant (for tools, vehicles, common areas, etc.)
- Caution tape, cones or similar to set up social distancing boundaries as needed

EMPLOYEE HEALTH PROTECTION – ZERO TOLERANCE

The following applies to both HRP employees and contracted staff working on behalf of the HRP or the client.

- ZERO TOLERANCE FOR SICK WORKERS REPORTING TO WORK. IF YOU ARE SICK, STAY HOME! IF YOU FEEL SICK, GO HOME! IF YOU SEE SOMEONE SICK, SEND THEM HOME!
- If you are exhibiting any of the symptoms below, you are to report this to your supervisor (via phone, text or email) right away, and head home from the job site or stay home if already there.

If you notice a co-worker showing signs or complaining about such symptoms, he or she should be directed to their supervisor (via phone, text or email) and asked to leave the project site immediately.

COVID-19 Typical Symptoms:

- Fever
 - Cough
 - Shortness of Breath
 - Sore Throat
 - Loss of taste or smell
- Prior to starting a shift, each employee will verbally self-certify to their supervisor that they:
 - Have no signs of a fever or a measured temperature above 100.3 degrees or greater, a cough or trouble breathing within the past 24 hours.
 - Have not had "close contact" with an individual diagnosed with COVID-19. "Close contact" means living in the same household as a person who has tested positive for COVID-19, caring for a person who has tested positive for COVID-19, being within 6 feet of a person who has tested positive for COVID-19 for about 15 minutes, or coming in direct contact with secretions (e.g., sharing utensils, being coughed on) from a person who has tested positive for COVID-19, while that person was symptomatic.
 - Have not been asked to self-isolate or quarantine by their doctor or a public health official.
 - These self-certifications may be documented at the request of the site owner
- Workers that are working in a confined space or inside a closed building envelope will have to be temperature screened by a Medical Professional or designated individual. Such screening shall be performed out of public view to respect privacy and results are kept private.
- Employees exhibiting symptoms or unable to self-certify should be directed to leave the work

site and seek medical attention and applicable testing by their health care provider. They are not to return to the work site until cleared by a medical professional.

GENERAL ON-THE-JOB GUIDANCE TO PREVENT EXPOSURE & LIMIT THE TRANSMISSION OF THE VIRUS

All Job Sites

- No touching or direct contact with other individuals, including handshaking.
- Wash hands often with soap and water for at least 20 seconds or alternatively when soap and water are not available, use an alcohol-based hand sanitizer with at least 60% ethanol or 70% isopropanol
- A "No Congregation" policy is in effect, individuals must implement social distancing by maintaining a minimum distance of 6-feet from all other individuals
- Avoid face to face meetings – critical situations requiring in-person discussion must follow social distancing
- Conduct all meetings via conference calls, if possible. Do not convene meetings of more than 10 people. Recommend use of cell phones, texting, web meeting sites and conference calls for project discussion
- Be sure to use your own water bottle, and do not share
- To avoid external contamination, bring food from home
- Maintain Social Distancing separation during breaks and lunch.
- To avoid sharing germs, please clean up after yourself. DO NOT make others responsible for moving, unpacking and packing up your personal belongings
- If you or a family member is feeling ill, stay home!

Multi-person job sites (i.e. HRP and subcontractors, etc.)

- Contractor and Field Offices are to be locked down to all but authorized personnel
 - Each jobsite should develop cleaning and decontamination procedures that are posted and shared (if multi-person job site). These Procedures must cover all areas including trailers, gates, equipment, vehicles, etc. and shall be posted at all entry points to the sites, and throughout the project site.
 - All individual work crew meetings/tailgate talks should be held outside and follow social distancing
 - Please keep all crews a minimum of 6' apart at all times to eliminate the potential of cross contamination
 - At each job briefing/tool box talk, employees are asked if they are experiencing any symptoms, and are sent home if they are
 - Each jobsite should have laminated COVID-19 safety guidelines and handwashing instructions (last page of this addendum)
 - All restroom facilities/porta-potties should be cleaned and handwashing stations must be provided with soap, hand sanitizer and paper towels
 - All surfaces should be cleaned at least twice a day, including desk, work stations, door handles, laptops, etc.
 - All common areas and meeting areas are to be regularly cleaned and disinfected at least once a day but preferably twice a day
- Single person job sites (just one HRP employee, no subs, vendors, etc.)
 - It is that person's responsibility to clean and disinfect all tools and reusable supplies upon return to the office

- Cover coughing or sneezing with a tissue, then throw the tissue in the trash and wash hands, if no tissue is available then cough into your elbow
- Avoid touching eyes, nose, and mouth with your hands

WORK SITE RISK PREVENTION PRACTICES

- At the start of each shift, confirm with all employees that they are healthy.
- All employees will be required to wear gloves (either latex or cut resistant depending on the task at hand)
- Use of eye protection is required (Safety glasses or goggles at a minimum with or without face shields).
- In work conditions where required social distancing is impossible to achieve, affected employees shall be supplied PPE including as appropriate a standard face covering, gloves, and eye protection.
- All employees shall drive to work site/parking area in a single occupant vehicle. No one should ride together in the same vehicle
- When entering a machine or vehicle which you are not sure you were the last person to enter, make sure that you wipe down the interior and door handles with disinfectant prior to entry
- In instances where it is possible, workers should maintain separation of 6' from each other per CDC guidelines.
- Multi person activities will be limited where feasible (two person lifting activities)
- Large gathering places on the site such as shacks and break areas will be eliminated and instead small break areas will be used with seating limited to ensure social distancing.
- Contact the cleaning person for your office trailer or office space and ensure they have proper COVID- 19 sanitation processes. Increase their cleaning visits to daily
- Clean all high contact surfaces a minimum of twice a day in order to minimize the spread of germs in areas that people touch frequently. This includes but is not limited to desks, laptops and vehicles

Wash Stations: All sites without ready access to an indoor bathroom or running water MUST install Wash Stations or provide other means for handwashing

- Install hand wash stations with hot water, if possible, and soap at fire hydrants or other water sources to be used for frequent handwashing for all onsite employees.
- All onsite workers must help to maintain and keep stations clean
- If a worker notices soap or towels are running low or out, immediately notify supervisors
- Garbage barrels will be placed next to the hand wash station for disposal of tissues/towels
- If no other alternative exists, bring squeeze bottles with water and soap (only authorized for single employee job sites)

Please Note: This document is not intended to replace any formalized procedures currently in place within the site specific HASP or any job related contracts.

Where this guidance does not meet or exceed the standards put forth by the state, municipality, site owner, contractor or subcontractor, everyone shall abide by the most stringent procedure.

A site-specific COVID-19 Officer (also known as the Health and Safety Officer) shall be designated for every site.

Print and post at each job site

COVID-19/ Health and Safety Officer Name: _____

Phone Number: _____



Any issue of non-compliance with these guidelines shall be a basis for pausing the work. The Health and Safety Officer will address corrective actions with the subcontractor. Any additional issues of non-conformance may be subject to action against the subcontractor's prequalification and certification status.

APPENDIX G

Safety Data Sheets

(for chemicals brought to the site)

Safety Data Sheet

according to 1907/2006/EC (REACH), 1272/2008/EC (CLP), 29CFR1910/1200 and GHS Rev. 3

Effective date: 12.08.2015**Revision :** 12.10.2015**Trade Name:** Alconox**1 Identification of the substance/mixture and of the supplier****1.1 Product identifier****Trade Name:** Alconox**Synonyms:****Product number:** Alconox**1.2 Application of the substance / the mixture :** Cleaning material/Detergent**1.3 Details of the supplier of the Safety Data Sheet****Manufacturer**Alconox, Inc.
30 Glenn Street
White Plains, NY 10603
1-914-948-4040**Supplier**

Not Applicable

Emergency telephone number:**ChemTel Inc**

North America: 1-800-255-3924

International: 01-813-248-0585

2 Hazards identification**2.1 Classification of the substance or mixture:**

In compliance with EC regulation No. 1272/2008, 29CFR1910/1200 and GHS Rev. 3 and amendments.

Hazard-determining components of labeling:Tetrasodium Pyrophosphate
Sodium tripolyphosphate
Sodium Alkylbenzene Sulfonate**2.2 Label elements:**Skin irritation, category 2.
Eye irritation, category 2A.**Hazard pictograms:****Signal word:** Warning**Hazard statements:**

H315 Causes skin irritation.

H319 Causes serious eye irritation.

Precautionary statements:

P264 Wash skin thoroughly after handling.

P280 Wear protective gloves/protective clothing/eye protection/face protection.

P302+P352 If on skin: Wash with soap and water.

P305+P351+P338 If in eyes: Rinse cautiously with water for several minutes. Remove contact lenses if present and easy to do. Continue rinsing.

P321 Specific treatment (see supplemental first aid instructions on this label).

P332+P313 If skin irritation occurs: Get medical advice/attention.

P362 Take off contaminated clothing and wash before reuse.

P501 Dispose of contents and container as instructed in Section 13.

Safety Data Sheet

according to 1907/2006/EC (REACH), 1272/2008/EC (CLP), 29CFR1910/1200 and GHS Rev. 3

Effective date: 12.08.2015**Revision :** 12.10.2015**Trade Name:** Alconox**Additional information:** None.**Hazard description****Hazards Not Otherwise Classified (HNOC):** None**Information concerning particular hazards for humans and environment:**

The product has to be labelled due to the calculation procedure of the "General Classification guideline for preparations of the EU" in the latest valid version.

Classification system:

The classification is according to EC regulation No. 1272/2008, 29CFR1910/1200 and GHS Rev. 3 and amendments, and extended by company and literature data. The classification is in accordance with the latest editions of international substances lists, and is supplemented by information from technical literature and by information provided by the company.

3 Composition/information on ingredients**3.1 Chemical characterization :** None**3.2 Description :** None**3.3 Hazardous components (percentages by weight)**

Identification	Chemical Name	Classification	Wt. %
CAS number: 7758-29-4	Sodium tripolyphosphate	Skin Irrit. 2 ; H315 Eye Irrit. 2; H319	12-28
CAS number: 68081-81-2	Sodium Alkylbenzene Sulfonate	Acute Tox. 4; H303 Skin Irrit. 2 ; H315 Eye Irrit. 2; H319	8-22
CAS number: 7722-88-5	Tetrasodium Pyrophosphate	Skin Irrit. 2 ; H315 Eye Irrit. 2; H319	2-16

3.4 Additional Information : None.**4 First aid measures****4.1 Description of first aid measures****General information:** None.**After inhalation:**

Maintain an unobstructed airway.

Loosen clothing as necessary and position individual in a comfortable position.

After skin contact:

Wash affected area with soap and water.

Seek medical attention if symptoms develop or persist.

After eye contact:

Rinse/flush exposed eye(s) gently using water for 15-20 minutes.

Remove contact lens(es) if able to do so during rinsing.

Seek medical attention if irritation persists or if concerned.

After swallowing:

Rinse mouth thoroughly.

Seek medical attention if irritation, discomfort, or vomiting persists.

Safety Data Sheet

according to 1907/2006/EC (REACH), 1272/2008/EC (CLP), 29CFR1910/1200 and GHS Rev. 3

Effective date: 12.08.2015**Revision :** 12.10.2015**Trade Name:** Alconox**4.2 Most important symptoms and effects, both acute and delayed**

None

4.3 Indication of any immediate medical attention and special treatment needed:

No additional information.

5 Firefighting measures**5.1 Extinguishing media****Suitable extinguishing agents:**

Use appropriate fire suppression agents for adjacent combustible materials or sources of ignition.

For safety reasons unsuitable extinguishing agents : None**5.2 Special hazards arising from the substance or mixture :**

Thermal decomposition can lead to release of irritating gases and vapors.

5.3 Advice for firefighters**Protective equipment:**

Wear protective eye wear, gloves and clothing.

Refer to Section 8.

5.4 Additional information :

Avoid inhaling gases, fumes, dust, mist, vapor and aerosols.

Avoid contact with skin, eyes and clothing.

6 Accidental release measures**6.1 Personal precautions, protective equipment and emergency procedures :**

Ensure adequate ventilation.

Ensure air handling systems are operational.

6.2 Environmental precautions :

Should not be released into the environment.

Prevent from reaching drains, sewer or waterway.

6.3 Methods and material for containment and cleaning up :

Wear protective eye wear, gloves and clothing.

6.4 Reference to other sections : None**7 Handling and storage****7.1 Precautions for safe handling :**

Avoid breathing mist or vapor.

Do not eat, drink, smoke or use personal products when handling chemical substances.

7.2 Conditions for safe storage, including any incompatibilities :

Store in a cool, well-ventilated area.

7.3 Specific end use(s):

No additional information.

Safety Data Sheet

according to 1907/2006/EC (REACH), 1272/2008/EC (CLP), 29CFR1910/1200 and GHS Rev. 3

Effective date: 12.08.2015**Revision :** 12.10.2015**Trade Name:** Alconox**8 Exposure controls/personal protection****8.1 Control parameters :**

7722-88-5, Tetrasodium Pyrophosphate, OSHA TWA 5 mg/m3.

8.2 Exposure controls**Appropriate engineering controls:**

Emergency eye wash fountains and safety showers should be available in the immediate vicinity of use or handling.

Respiratory protection:

Not needed under normal conditions.

Protection of skin:

Select glove material impermeable and resistant to the substance.

Eye protection:

Safety goggles or glasses, or appropriate eye protection.

General hygienic measures:

Wash hands before breaks and at the end of work.

Avoid contact with skin, eyes and clothing.

9 Physical and chemical properties

Appearance (physical state, color):	White and cream colored flakes - powder	Explosion limit lower: Explosion limit upper:	Not determined or not available. Not determined or not available.
Odor:	Not determined or not available.	Vapor pressure at 20°C:	Not determined or not available.
Odor threshold:	Not determined or not available.	Vapor density:	Not determined or not available.
pH-value:	9.5 (aqueous solution)	Relative density:	Not determined or not available.
Melting/Freezing point:	Not determined or not available.	Solubilities:	Not determined or not available.
Boiling point/Boiling range:	Not determined or not available.	Partition coefficient (n-octanol/water):	Not determined or not available.
Flash point (closed cup):	Not determined or not available.	Auto/Self-ignition temperature:	Not determined or not available.
Evaporation rate:	Not determined or not available.	Decomposition temperature:	Not determined or not available.

Safety Data Sheet

according to 1907/2006/EC (REACH), 1272/2008/EC (CLP), 29CFR1910/1200 and GHS Rev. 3

Effective date: 12.08.2015**Revision :** 12.10.2015**Trade Name:** Alconox

Flammability (solid, gaseous):	Not determined or not available.	Viscosity:	a. Kinematic: Not determined or not available. b. Dynamic: Not determined or not available.
Density at 20°C:	Not determined or not available.		

10 Stability and reactivity**10.1 Reactivity :** None**10.2 Chemical stability :** None**10.3 Possibility hazardous reactions :** None**10.4 Conditions to avoid :** None**10.5 Incompatible materials :** None**10.6 Hazardous decomposition products :** None**11 Toxicological information****11.1 Information on toxicological effects :****Acute Toxicity:****Oral:**

: LD50 > 5000 mg/kg oral rat - Product .

Chronic Toxicity: No additional information.**Skin corrosion/irritation:**

Sodium Alkylbenzene Sulfonate: Causes skin irritation. .

Serious eye damage/irritation:

Sodium Alkylbenzene Sulfonate: Causes serious eye irritation .

Tetrasodium Pyrophosphate: Rabbit - Risk of serious damage to eyes .

Respiratory or skin sensitization: No additional information.**Carcinogenicity:** No additional information.**IARC (International Agency for Research on Cancer):** None of the ingredients are listed.**NTP (National Toxicology Program):** None of the ingredients are listed.**Germ cell mutagenicity:** No additional information.**Reproductive toxicity:** No additional information.**STOT-single and repeated exposure:** No additional information.**Additional toxicological information:** No additional information.**12 Ecological information**

Safety Data Sheet

according to 1907/2006/EC (REACH), 1272/2008/EC (CLP), 29CFR1910/1200 and GHS Rev. 3

Effective date: 12.08.2015**Revision :** 12.10.2015**Trade Name:** Alconox**12.1 Toxicity:**

Sodium Alkylbenzene Sulfonate: Fish, LC50 1.67 mg/l, 96 hours.

Sodium Alkylbenzene Sulfonate: Aquatic invertebrates, EC50 Daphnia 2.4 mg/l, 48 hours.

Sodium Alkylbenzene Sulfonate: Aquatic Plants, EC50 Algae 29 mg/l, 96 hours.

Tetrasodium Pyrophosphate: Fish, LC50 - other fish - 1,380 mg/l - 96 h.

Tetrasodium Pyrophosphate: Aquatic invertebrates, EC50 - Daphnia magna (Water flea) - 391 mg/l - 48 h.

12.2 Persistence and degradability: No additional information.**12.3 Bioaccumulative potential:** No additional information.**12.4 Mobility in soil:** No additional information.**General notes:** No additional information.**12.5 Results of PBT and vPvB assessment:****PBT:** No additional information.**vPvB:** No additional information.**12.6 Other adverse effects:** No additional information.**13 Disposal considerations****13.1 Waste treatment methods (consult local, regional and national authorities for proper disposal)****Relevant Information:**

It is the responsibility of the waste generator to properly characterize all waste materials according to applicable regulatory entities. (US 40CFR262.11).

14 Transport information**14.1 UN Number:**

ADR, ADN, DOT, IMDG, IATA

None

14.2 UN Proper shipping name:

ADR, ADN, DOT, IMDG, IATA

None

14.3 Transport hazard classes:

ADR, ADN, DOT, IMDG, IATA

Class: None**Label:** None**LTD. QTY:** None**US DOT****Limited Quantity Exception:**

None

Bulk:**RQ (if applicable):** None**Proper shipping Name:** None**Hazard Class:** None**Packing Group:** None**Marine Pollutant (if applicable):** No additional information.**Non Bulk:****RQ (if applicable):** None**Proper shipping Name:** None**Hazard Class:** None**Packing Group:** None**Marine Pollutant (if applicable):** No additional information.

Safety Data Sheet

according to 1907/2006/EC (REACH), 1272/2008/EC (CLP), 29CFR1910/1200 and GHS Rev. 3

Effective date: 12.08.2015**Revision :** 12.10.2015

Trade Name: Alconox	
Comments: None	Comments: None
14.4 Packing group: ADR, ADN, DOT, IMDG, IATA	None
14.5 Environmental hazards :	None
14.6 Special precautions for user: Danger code (Kemler): EMS number: Segregation groups:	None None None None
14.7 Transport in bulk according to Annex II of MARPOL73/78 and the IBC Code: Not applicable.	
14.8 Transport/Additional information: Transport category: Tunnel restriction code: UN "Model Regulation":	
	None None None

15 Regulatory information**15.1 Safety, health and environmental regulations/legislation specific for the substance or mixture.**
North American**SARA****Section 313 (specific toxic chemical listings):** None of the ingredients are listed.**Section 302 (extremely hazardous substances):** None of the ingredients are listed.**CERCLA (Comprehensive Environmental Response, Clean up and Liability Act) Reportable****Spill Quantity:** None of the ingredients are listed.**TSCA (Toxic Substances Control Act):****Inventory:** All ingredients are listed.**Rules and Orders:** Not applicable.**Proposition 65 (California):****Chemicals known to cause cancer:** None of the ingredients are listed.**Chemicals known to cause reproductive toxicity for females:** None of the ingredients are listed.**Chemicals known to cause reproductive toxicity for males:** None of the ingredients are listed.**Chemicals known to cause developmental toxicity:** None of the ingredients are listed.**Canadian****Canadian Domestic Substances List (DSL):**

All ingredients are listed.

EU**REACH Article 57 (SVHC):** None of the ingredients are listed.

Safety Data Sheet

according to 1907/2006/EC (REACH), 1272/2008/EC (CLP), 29CFR1910/1200 and GHS Rev. 3

Effective date: 12.08.2015**Revision :** 12.10.2015**Trade Name:** Alconox**Germany MAK:** Not classified.**Asia Pacific****Australia****Australian Inventory of Chemical Substances (AICS):** All ingredients are listed.**China****Inventory of Existing Chemical Substances in China (IECSC):** All ingredients are listed.**Japan****Inventory of Existing and New Chemical Substances (ENCS):** All ingredients are listed.**Korea****Existing Chemicals List (ECL):** All ingredients are listed.**New Zealand****New Zealand Inventory of Chemicals (NZOIC):** All ingredients are listed.**Philippines****Philippine Inventory of Chemicals and Chemical Substances (PICCS):** All ingredients are listed.**Taiwan****Taiwan Chemical Substance Inventory (TSCI):** All ingredients are listed.**16 Other Information****Abbreviations and Acronyms:** None**Summary of Phrases****Hazard statements:**

H315 Causes skin irritation.

H319 Causes serious eye irritation.

Precautionary statements:

P264 Wash skin thoroughly after handling.

P280 Wear protective gloves/protective clothing/eye protection/face protection.

P302+P352 If on skin: Wash with soap and water.

P305+P351+P338 If in eyes: Rinse cautiously with water for several minutes. Remove contact lenses if present and easy to do. Continue rinsing.

P321 Specific treatment (see supplemental first aid instructions on this label).

P332+P313 If skin irritation occurs: Get medical advice/attention.

P362 Take off contaminated clothing and wash before reuse.

P501 Dispose of contents and container as instructed in Section 13.

Manufacturer Statement:

The information provided in this Safety Data Sheet is correct to the best of our knowledge, information and belief at the date of its publication. The information given is designed only as guidance for safe handling, use, processing, storage, transportation, disposal and release and is not to be considered a warranty or quality specification. The information relates only to the specific material designated and may not be valid for such material used in combination with any other materials or in any process, unless specified in the text.

NFPA: 1-0-0

Safety Data Sheet

according to 1907/2006/EC (REACH), 1272/2008/EC (CLP), 29CFR1910/1200 and GHS Rev. 3

Effective date: 12.08.2015

Revision : 12.10.2015

Trade Name: Alconox

HMIS: 1-0-0

SAFETY DATA SHEET

Version 5.2
Revision Date 02/24/2014
Print Date 11/13/2016

1. PRODUCT AND COMPANY IDENTIFICATION**1.1 Product identifiers**

Product name : Distilled water

Product Number : 07-6061

Brand : Katayama OEM Partner

REACH No. : A registration number is not available for this substance as the substance or its uses are exempted from registration, the annual tonnage does not require a registration or the registration is envisaged for a later registration deadline.

CAS-No. : 7732-18-5

1.2 Relevant identified uses of the substance or mixture and uses advised against

Identified uses : Laboratory chemicals, Manufacture of substances

1.3 Details of the supplier of the safety data sheet

Company : Sigma-Aldrich
3050 Spruce Street
SAINT LOUIS MO 63103
USA

Telephone : +1 800-325-5832
Fax : +1 800-325-5052

1.4 Emergency telephone number

Emergency Phone # : +1-703-527-3887 (CHEMTREC)

2. HAZARDS IDENTIFICATION**2.1 Classification of the substance or mixture**

Not a hazardous substance or mixture.

2.2 GHS Label elements, including precautionary statements

Not a hazardous substance or mixture.

2.3 Hazards not otherwise classified (HNOC) or not covered by GHS - none

3. COMPOSITION/INFORMATION ON INGREDIENTS**3.1 Substances**

Formula : H₂O H₂O

Molecular Weight : 18.02 g/mol

CAS-No. : 7732-18-5

EC-No. : 231-791-2

No ingredients are hazardous according to OSHA criteria.
No components need to be disclosed according to the applicable regulations.

4. FIRST AID MEASURES**4.1 Description of first aid measures****If inhaled**

If not breathing give artificial respiration

4.2 Most important symptoms and effects, both acute and delayed

The most important known symptoms and effects are described in the labelling (see section 2.2) and/or in section 11

4.3 Indication of any immediate medical attention and special treatment needed

no data available

5. FIREFIGHTING MEASURES

5.1 Extinguishing media

Suitable extinguishing media

Use extinguishing measures that are appropriate to local circumstances and the surrounding environment.

5.2 Special hazards arising from the substance or mixture

no data available

5.3 Advice for firefighters

no data available

5.4 Further information

The product itself does not burn.

6. ACCIDENTAL RELEASE MEASURES

6.1 Personal precautions, protective equipment and emergency procedures

For personal protection see section 8.

6.2 Environmental precautions

no data available

6.3 Methods and materials for containment and cleaning up

Wipe up with absorbent material (e.g. cloth, fleece).

6.4 Reference to other sections

For disposal see section 13.

7. HANDLING AND STORAGE

7.1 Precautions for safe handling

For precautions see section 2.2.

7.2 Conditions for safe storage, including any incompatibilities

No special storage conditions required.

7.3 Specific end use(s)

Apart from the uses mentioned in section 1.2 no other specific uses are stipulated

8. EXPOSURE CONTROLS/PERSONAL PROTECTION

8.1 Control parameters

Components with workplace control parameters

Contains no substances with occupational exposure limit values.

8.2 Exposure controls

Appropriate engineering controls

Handle in accordance with good industrial hygiene and safety practice.

Personal protective equipment

Skin protection

Handle with gloves. Gloves must be inspected prior to use. Use proper glove removal technique (without touching glove's outer surface) to avoid skin contact with this product. Dispose of contaminated gloves after use in accordance with applicable laws and good laboratory practices. Wash and dry hands.

Full contact

Material: Nitrile rubber

Minimum layer thickness: 0.11 mm

Break through time: 480 min

Material tested: Dermatril® (KCL 740 / Aldrich Z677272, Size M)

Splash contact

Material: Nitrile rubber

Minimum layer thickness: 0.11 mm

Break through time: 480 min

Material tested: Dermatril® (KCL 740 / Aldrich Z677272, Size M)

data source: KCL GmbH, D-36124 Eichenzell, phone +49 (0)6659 87300, e-mail sales@kcl.de, test method: EN374

If used in solution, or mixed with other substances, and under conditions which differ from EN 374, contact the supplier of the CE approved gloves. This recommendation is advisory only and must be evaluated by an industrial hygienist and safety officer familiar with the specific situation of anticipated use by our customers. It should not be construed as offering an approval for any specific use scenario.

Respiratory protection

No special protective equipment required.

Control of environmental exposure

Prevent product from entering drains.

9. PHYSICAL AND CHEMICAL PROPERTIES

9.1 Information on basic physical and chemical properties

a) Appearance	Form: liquid Colour: colourless
b) Odour	no data available
c) Odour Threshold	no data available
d) pH	6.0 - 8.0 at 25 °C (77 °F)
e) Melting point/freezing point	0.0 °C (32.0 °F)
f) Initial boiling point and boiling range	100 °C (212 °F) - lit.
g) Flash point	not applicable
h) Evaporation rate	no data available
i) Flammability (solid, gas)	no data available
j) Upper/lower flammability or explosive limits	no data available
k) Vapour pressure	no data available
l) Vapour density	no data available
m) Relative density	1.000 g/cm ³ at 3.98 °C (39.16 °F)
n) Water solubility	completely miscible
o) Partition coefficient: n-octanol/water	no data available
p) Auto-ignition temperature	no data available
q) Decomposition temperature	no data available
r) Viscosity	no data available
s) Explosive properties	no data available
t) Oxidizing properties	no data available

9.2 Other safety information

no data available

10. STABILITY AND REACTIVITY

10.1 Reactivity

no data available

10.2 Chemical stability

Stable under recommended storage conditions.

10.3 Possibility of hazardous reactions

no data available

10.4 Conditions to avoid

no data available

10.5 Incompatible materials

no data available

10.6 Hazardous decomposition products

In the event of fire: see section 5

11. TOXICOLOGICAL INFORMATION

11.1 Information on toxicological effects

Acute toxicity

no data available

Inhalation: no data available

Dermal: no data available

no data available

Skin corrosion/irritation

no data available

Serious eye damage/eye irritation

no data available

Respiratory or skin sensitisation

no data available

Germ cell mutagenicity

no data available

Carcinogenicity

IARC: No component of this product present at levels greater than or equal to 0.1% is identified as probable, possible or confirmed human carcinogen by IARC.

ACGIH: No component of this product present at levels greater than or equal to 0.1% is identified as a carcinogen or potential carcinogen by ACGIH.

NTP: No component of this product present at levels greater than or equal to 0.1% is identified as a known or anticipated carcinogen by NTP.

OSHA: No component of this product present at levels greater than or equal to 0.1% is identified as a carcinogen or potential carcinogen by OSHA.

Reproductive toxicity

no data available

no data available

Specific target organ toxicity - single exposure

no data available

Specific target organ toxicity - repeated exposure

no data available

Aspiration hazard

no data available

Additional Information

RTECS: ZC0110000

To the best of our knowledge, the chemical, physical, and toxicological properties have not been thoroughly investigated.

12. ECOLOGICAL INFORMATION**12.1 Toxicity**

no data available

12.2 Persistence and degradability

not applicable

12.3 Bioaccumulative potential

no data available

12.4 Mobility in soil

no data available

12.5 Results of PBT and vPvB assessment

PBT/vPvB assessment not available as chemical safety assessment not required/not conducted

12.6 Other adverse effects

no data available

13. DISPOSAL CONSIDERATIONS**13.1 Waste treatment methods****Product**

Taking into account local regulations the product may be disposed of as waste water after neutralisation.

14. TRANSPORT INFORMATION**DOT (US)**

Not dangerous goods

IMDG

Not dangerous goods

IATA

Not dangerous goods

15. REGULATORY INFORMATION

REACH No. : A registration number is not available for this substance as the substance or its uses are exempted from registration, the annual tonnage does not require a registration or the registration is envisaged for a later registration deadline.

SARA 302 Components

SARA 302: No chemicals in this material are subject to the reporting requirements of SARA Title III, Section 302.

SARA 313 Components

SARA 313: This material does not contain any chemical components with known CAS numbers that exceed the threshold (De Minimis) reporting levels established by SARA Title III, Section 313.

SARA 311/312 Hazards

No SARA Hazards

Massachusetts Right To Know Components

No components are subject to the Massachusetts Right to Know Act.

Pennsylvania Right To Know Components

Water

CAS-No.
7732-18-5

Revision Date

New Jersey Right To Know Components

Water

CAS-No.
7732-18-5

Revision Date

California Prop. 65 Components

This product does not contain any chemicals known to State of California to cause cancer, birth defects, or any other reproductive harm.

16. OTHER INFORMATION

HMIS Rating

Health hazard: 0

Chronic Health Hazard:

Flammability: 0

Physical Hazard 0

NFPA Rating

Health hazard: 0

Fire Hazard: 0

Reactivity Hazard: 0

Further information

Copyright 2014 Sigma-Aldrich Co. LLC. License granted to make unlimited paper copies for internal use only.

The above information is believed to be correct but does not purport to be all inclusive and shall be used only as a guide. The information in this document is based on the present state of our knowledge and is applicable to the product with regard to appropriate safety precautions. It does not represent any guarantee of the properties of the product. Sigma-Aldrich Corporation and its Affiliates shall not be held liable for any damage resulting from handling or from contact with the above product. See www.sigma-aldrich.com and/or the reverse side of invoice or packing slip for additional terms and conditions of sale.

Preparation Information

Sigma-Aldrich Corporation

Product Safety – Americas Region

1-800-521-8956

Version: 5.2

Revision Date: 02/24/2014

Print Date: 11/13/2016

Safety Data Sheet

according to 29CFR1910/1200 and GHS Rev. 3

Effective date : 01.08.2015

Page 1 of 8

Hydrochloric Acid,ACS

SECTION 1 : Identification of the substance/mixture and of the supplier

Product name : Hydrochloric Acid,ACS

Manufacturer/Supplier Trade name:

Manufacturer/Supplier Article number: S25358

Recommended uses of the product and uses restrictions on use:

Manufacturer Details:

AquaPhoenix Scientific
9 Barnhart Drive, Hanover, PA 17331

Supplier Details:

Fisher Science Education
15 Jet View Drive, Rochester, NY 14624

Emergency telephone number:

Fisher Science Education Emergency Telephone No.: 800-535-5053

SECTION 2 : Hazards identification

Classification of the substance or mixture:



Corrosive

Serious eye damage, category 1
Corrosive to metals, category 1
Skin corrosion, category 1B



Irritant

Specific target organ toxicity following single exposure, category 3

Corr. Metals 1
Corr. Skin 1B
Eye Damage 1
STOT. SE 3

Signal word :Danger

Hazard statements:

May be corrosive to metals
Causes severe skin burns and eye damage
May cause respiratory irritation

Precautionary statements:

If medical advice is needed, have product container or label at hand
Keep out of reach of children
Read label before use
Use only outdoors or in a well-ventilated area
Wear protective gloves/protective clothing/eye protection/face protection
Keep only in original container
Do not get in eyes, on skin, or on clothing
Wash skin thoroughly after handling
IF SWALLOWED: Rinse mouth. Do NOT induce vomiting

Safety Data Sheet

according to 29CFR1910/1200 and GHS Rev. 3

Effective date : 01.08.2015

Page 2 of 8

Hydrochloric Acid,ACS

IF ON SKIN (or hair): Remove/Take off immediately all contaminated clothing. Rinse skin with water/shower

IF INHALED: Remove victim to fresh air and keep at rest in a position comfortable for breathing

IF IN EYES: Rinse cautiously with water for several minutes. Remove contact lenses if present and easy to do.

Continue rinsing

Immediately call a POISON CENTER or doctor/physician

Specific treatment (see supplemental first aid instructions on this label)

Wash contaminated clothing before reuse

Absorb spillage to prevent material damage

Store in a well ventilated place. Keep container tightly closed


Store locked up

Store in corrosive resistant stainless steel container with a resistant inner liner

Dispose of contents and container to an approved waste disposal plant

Other Non-GHS Classification:

WHMIS



NFPA/HMIS



NFPA SCALE (0-4)

Health	3
Flammability	0
Physical Hazard	1
Personal Protection	X

HMIS RATINGS (0-4)

SECTION 3 : Composition/information on ingredients

Ingredients:		
CAS 7647-01-0	Hydrochloric Acid, ACS	30-50 %
CAS 7732-18-5	Water	50-70 %
Percentages are by weight		

SECTION 4 : First aid measures

Description of first aid measures

After inhalation: Move exposed individual to fresh air. Loosen clothing as necessary and position individual in a comfortable position. Seek medical attention if irritation or coughing persists.

After skin contact: Wash affected area with soap and water. Immediately remove contaminated clothing and shoes. Rinse thoroughly with plenty of water for at least 15 minutes. Immediately seek medical attention.

After eye contact: Protect unexposed eye. Flush thoroughly with plenty of water for at least 15

Safety Data Sheet

according to 29CFR1910/1200 and GHS Rev. 3

Effective date : 01.08.2015

Page 3 of 8

Hydrochloric Acid,ACS

minutes.Remove contact lenses while rinsing.Continue rinsing eyes during transport to hospital.

After swallowing: Rinse mouth thoroughly. Do not induce vomiting. Have exposed individual drink sips of water. Immediately seek medical attention.

Most important symptoms and effects, both acute and delayed:

Inhalation may cause irritation to nose and upper respiratory tract, ulceration, coughing, chest tightness and shortness of breath. Higher concentrations cause tachypnoea, pulmonary oedema and suffocation . Ingestion may cause corrosion of lips, mouth, oesophagus and stomach, dysphagia and vomiting.Pain, eye ulceration, conjunctival irritation, cataracts and glaucoma may occur following eye exposure.Erythema and skin irritation, as well as chemical burns to skin and mucous membranes may arise following skin exposure.;Potential sequelae following ingestion of hydrochloric acid include perforation, scarring of the oesophagus or stomach and stricture formation causing dysphagia or gastric outlet obstruction. In some cases, RADS may develop. Respiratory symptoms may take up to 36 hours to develop.Symptoms of burning sensation, cough, wheezing, laryngitis, shortness of breath, spasm, inflammation, edema of the larynx, spasm, inflammation and edema of the bronchi, pneumonitis, pulmonary edema. Material is extremely destructive to tissue of the mucous membranes and upper respiratory tract, eyes, and skin.

Indication of any immediate medical attention and special treatment needed:

Provide SDS to Physician.Physician should treat symptomatically.

SECTION 5 : Firefighting measures

Extinguishing media

Suitable extinguishing agents: Use water, dry chemical, chemical foam, carbon dioxide, or alcohol-resistant foam.

For safety reasons unsuitable extinguishing agents:

Special hazards arising from the substance or mixture:

Combustion products may include carbon oxides or other toxic vapors.If in contact with metals toxic fumes may be released.

Advice for firefighters:

Protective equipment: Wear protective eyeware, gloves, and clothing. Refer to Section 8. Wear respiratory protection.

Additional information (precautions): Thermal decomposition can produce poisoning chlorine. Hydrochloric acid reacts also with many organic materials with liberation of heat.Avoid inhaling gases, fumes, dust, mist, vapor, and aerosols. Avoid contact with skin, eyes, and clothing.

SECTION 6 : Accidental release measures

Personal precautions, protective equipment and emergency procedures:

Ensure adequate ventilation. Ensure that air-handling systems are operational.

Environmental precautions:

Should not be released into environment. Prevent from reaching drains, sewer, or waterway.

Methods and material for containment and cleaning up:

Always obey local regulations. If necessary use trained response staff or contractor. Evacuate personnel to safe areas. Containerize for disposal. Refer to Section 13. Keep in suitable closed containers for disposal. Soak up with inert absorbent material and dispose of as hazardous waste. Cover spill with soda ash or calcium carbonate. Mix and add water to form slurry.Wear protective eyeware, gloves, and clothing. Refer to Section 8.

Reference to other sections:

SECTION 7 : Handling and storage

Safety Data Sheet

according to 29CFR1910/1200 and GHS Rev. 3

Effective date : 01.08.2015

Page 4 of 8

Hydrochloric Acid,ACS

Precautions for safe handling:

Prevent formation of aerosols. Never use hot water and never add water to the acid. Do not allow contact between hydrochloric acid, metal, and organics. Follow good hygiene procedures when handling chemical materials. Refer to Section 8. Prevent contact with skin, eyes, and clothing. Follow proper disposal methods. Refer to Section 13. Do not eat, drink, smoke, or use personal products when handling chemical substances. Use only in well ventilated areas. Avoid splashes or spray in enclosed areas.

Conditions for safe storage, including any incompatibilities:

Store in a cool location. Keep away from food and beverages. Protect from freezing and physical damage. Store away from incompatible materials. Provide ventilation for containers. Keep container tightly sealed. Containers for hydrochloric acid must be made from corrosion resistant materials: glass, polyethylene, polypropylene, polyvinyl chloride, carbon steel lined with rubber or ebonite.

SECTION 8 : Exposure controls/personal protection



Control Parameters:

7647-01-0, Hydrochloric Acid, ACGIH: 2 ppm Ceiling
7647-01-0, Hydrochloric Acid, NIOSH: 5 ppm Ceiling; 7 mg/m³ Ceiling

Appropriate Engineering controls:

Provide exhaust ventilation or other engineering controls to keep the airborne concentrations of vapor and mists below the applicable workplace exposure limits (Occupational Exposure Limits-OELs) indicated above. Emergency eye wash fountains and safety showers should be available in the immediate vicinity of handling.

Respiratory protection:

Not required under normal conditions of use. Where risk assessment shows air-purifying respirators are appropriate use a full-face particle respirator type N100 (US) or type P3 (EN 143) respirator cartridges as a backup to engineering controls. When necessary use NIOSH approved breathing equipment.

Protection of skin:

Select glove material impermeable and resistant to the substance. Select glove material based on rates of diffusion and degradation. Dispose of contaminated gloves after use in accordance with applicable laws and good laboratory practices. Use proper glove removal technique without touching outer surface. Avoid skin contact with used gloves. Wear protective clothing.

Eye protection:

Faceshield (8-inch minimum). Tightly fitting safety goggles.

General hygienic measures:

Perform routine housekeeping. Wash hands before breaks and immediately after handling the product. Avoid contact with skin, eyes, and clothing. Before reworking wash contaminated clothing.

SECTION 9 : Physical and chemical properties

Appearance (physical state,color):	Clear, colorless liquid.	Explosion limit lower: Explosion limit upper:	Non Explosive Non Explosive
Odor:	Pungent odor	Vapor pressure:	5.7mmHg @ 0C
Odor threshold:	0.3 - 14.9 mg/m ³	Vapor density:	1.27 (Air=1)
pH-value:	< 1	Relative density:	1.0 - 1.2

Safety Data Sheet

according to 29CFR1910/1200 and GHS Rev. 3

Effective date : 01.08.2015

Page 5 of 8

Hydrochloric Acid,ACS

Melting/Freezing point:	- 74 C	Solubilities:	Miscible
Boiling point/Boiling range:	81.5 - 110 C	Partition coefficient (n-octanol/water):	Not Determined
Flash point (closed cup):	Not Applicable	Auto/Self-ignition temperature:	Not Determined
Evaporation rate:	>1.00	Decomposition temperature:	Not Determined
Flammability (solid,gaseous):	non combustible	Viscosity:	a. Kinematic:Not Determined b. Dynamic: Not Determined
Density: Not Determined Hydrochloric Acid: MW is36.46			

SECTION 10 : Stability and reactivity

Reactivity:Reacts violently with bases and is corrosive.

Chemical stability:No decomposition if used and stored according to specifications.

Possible hazardous reactions:Attacks many metals in the presence of water forming flammable explosive gas (hydrogen).Reacts violently with oxidants forming toxic gas (chlorine).

Conditions to avoid:Incompatible materials.

Incompatible materials:Bases, Amines, Alkali metals, Metals, permanganates (potassium permanganate), Fluorine, Metal acetylides, Hexalithium disilicide.

Hazardous decomposition products:Hydrogen chloride gas.Carbon oxides.

SECTION 11 : Toxicological information

Acute Toxicity:		
Inhalation:	7647-01-0	LD50 Rat 3124 ppm/hour
Oral:	7647-01-0	LD50 Rat 238 - 277 mg/kg
Dermal:	7647-01-0	LD50 Rabbit >5010 mg/kg
Chronic Toxicity: No additional information.		
Corrosion Irritation:		
Dermal:	7647-01-0	Skin - rabbit Result: Causes burns.
Ocular:	7647-01-0	Eyes - rabbit Result: Corrosive to eyes
Sensitization:		No additional information.
Single Target Organ (STOT):		7647-01-0: The substance or mixture is classified as specific target organ toxicant, single exposure, category 3 with respiratory tract irritation.
Numerical Measures:		No additional information.
Carcinogenicity:		No additional information.
Mutagenicity:		No additional information.

Safety Data Sheet

according to 29CFR1910/1200 and GHS Rev. 3

Effective date : 01.08.2015

Page 6 of 8

Hydrochloric Acid,ACS

Reproductive Toxicity:

No additional information.

SECTION 12 : Ecological information

Ecotoxicity

7647-01-0: Toxicity to fish LC50 - Gambusia affinis (Mosquito fish) - 282 mg/l - 96 h (Hydrochloric acid)

Persistence and degradability:

Bioaccumulative potential:

Mobility in soil:

Other adverse effects:

SECTION 13 : Disposal considerations

Waste disposal recommendations:

Do not allow product to reach sewage system or open water. It is the responsibility of the waste generator to properly characterize all waste materials according to applicable regulatory entities (US 40CFR262.11). Contact a licensed professional waste disposal service to dispose of this material. Dispose of empty containers as unused product. Product or containers must not be disposed together with household garbage. Chemical waste generators must determine whether a discarded chemical is classified as a hazardous waste. Chemical waste generators must also consult local, regional, and national hazardous waste regulations. Ensure complete and accurate classification.

SECTION 14 : Transport information

UN-Number

1789

UN proper shipping name

HYDROCHLORIC ACID

Transport hazard class(es)



Class:

8 Corrosive substances

Packing group:II

Environmental hazard:

Transport in bulk:

Special precautions for user:

SECTION 15 : Regulatory information

United States (USA)

SARA Section 311/312 (Specific toxic chemical listings):

Acute

SARA Section 313 (Specific toxic chemical listings):

7647-01-0 Hydrochloric Acid

RCRA (hazardous waste code):

None of the ingredients is listed

TSCA (Toxic Substances Control Act):

All ingredients are listed.

Safety Data Sheet

according to 29CFR1910/1200 and GHS Rev. 3

Effective date : 01.08.2015

Page 7 of 8

Hydrochloric Acid,ACS

CERCLA (Comprehensive Environmental Response, Compensation, and Liability Act):

7647-01-0 Hydrochloric Acid 5000 lbs

Proposition 65 (California):

Chemicals known to cause cancer:

None of the ingredients is listed

Chemicals known to cause reproductive toxicity for females:

None of the ingredients is listed

Chemicals known to cause reproductive toxicity for males:

None of the ingredients is listed

Chemicals known to cause developmental toxicity:

None of the ingredients is listed

Canada

Canadian Domestic Substances List (DSL):

All ingredients are listed.

Canadian NPRI Ingredient Disclosure list (limit 0.1%):

None of the ingredients is listed

Canadian NPRI Ingredient Disclosure list (limit 1%):

7647-01-0 Hydrochloric Acid

SECTION 16 : Other information

This product has been classified in accordance with hazard criteria of the Controlled Products Regulations and the SDS contains all the information required by the Controlled Products Regulations. Note: The responsibility to provide a safe workplace remains with the user. The user should consider the health hazards and safety information contained herein as a guide and should take those precautions required in an individual operation to instruct employees and develop work practice procedures for a safe work environment. The information contained herein is, to the best of our knowledge and belief, accurate. However, since the conditions of handling and use are beyond our control, we make no guarantee of results, and assume no liability for damages incurred by the use of this material. It is the responsibility of the user to comply with all applicable laws and regulations applicable to this material.

GHS Full Text Phrases:

Abbreviations and acronyms:

IMDG: International Maritime Code for Dangerous Goods

PNEC: Predicted No-Effect Concentration (REACH)

CFR: Code of Federal Regulations (USA)

SARA: Superfund Amendments and Reauthorization Act (USA)

RCRA: Resource Conservation and Recovery Act (USA)

TSCA: Toxic Substances Control Act (USA)

NPRI: National Pollutant Release Inventory (Canada)

DOT: US Department of Transportation

IATA: International Air Transport Association

GHS: Globally Harmonized System of Classification and Labelling of Chemicals

ACGIH: American Conference of Governmental Industrial Hygienists

CAS: Chemical Abstracts Service (division of the American Chemical Society)

NFPA: National Fire Protection Association (USA)

Safety Data Sheet

according to 29CFR1910/1200 and GHS Rev. 3

Effective date : 01.08.2015

Page 8 of 8

Hydrochloric Acid,ACS

HMIS: Hazardous Materials Identification System (USA)

WHMIS: Workplace Hazardous Materials Information System (Canada)

DNEL: Derived No-Effect Level (REACH)

Effective date : 01.08.2015

Last updated : 03.20.2015

Safety Data Sheet

according to 29CFR1910/1200 and GHS Rev. 3

Effective date : 12.29.2014

Page 1 of 7

Nitric Acid, 3M

SECTION 1 : Identification of the substance/mixture and of the supplier

Product name : Nitric Acid, 3M

Manufacturer/Supplier Trade name:

Manufacturer/Supplier Article number: S25860

Recommended uses of the product and uses restrictions on use:

Manufacturer Details:

AquaPhoenix Scientific
9 Barnhart Drive, Hanover, PA 17331

Supplier Details:

Fisher Science Education
15 Jet View Drive, Rochester, NY 14624

Emergency telephone number:

Fisher Science Education Emergency Telephone No.: 800-535-5053

SECTION 2 : Hazards identification

Classification of the substance or mixture:



Oxidizing

Oxidizing liquids, category 3



Corrosive

Serious eye damage, category 1
Skin corrosion, category 1B

Ox. liq. 3

Skin corrosion/irritation - Skin Corr. 1B

Eye Damage 1

Signal word : Danger

Hazard statements:

May intensify fire; oxidizer

Causes severe skin burns and eye damage

Causes serious eye damage

Precautionary statements:

If medical advice is needed, have product container or label at hand

Keep out of reach of children

Read label before use

Keep away from heat/sparks/open flames/hot surfaces. No smoking

Wear protective gloves/protective clothing/eye protection/face protection

Do not breathe dust/fume/gas/mist/vapours/spray

Do not eat, drink or smoke when using this product

Take any precaution to avoid mixing with combustibles

Keep/Store away from clothing/combustible materials

Wash skin thoroughly after handling

IF INHALED: Remove victim to fresh air and keep at rest in a position comfortable for breathing

Safety Data Sheet

according to 29CFR1910/1200 and GHS Rev. 3

Effective date : 12.29.2014

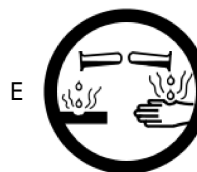
Page 2 of 7

Nitric Acid, 3M


IF IN EYES: Rinse cautiously with water for several minutes. Remove contact lenses if present and easy to do. Continue rinsing
Immediately call a POISON CENTER or doctor/physician
IF ON SKIN (or hair): Remove/Take off immediately all contaminated clothing. Rinse skin with water/shower
Wash contaminated clothing before reuse
IF SWALLOWED: Rinse mouth. Do NOT induce vomiting
Specific treatment (see supplemental first aid instructions on this label)
In case of fire: Use agents recommended in section 5 for extinction
Store locked up
Dispose of contents/container to ...

Other Non-GHS Classification:

WHMIS



NFPA/HMIS



NFPA SCALE (0-4)

Health	3
Flammability	0
Physical Hazard	2
Personal Protection	X

HMIS RATINGS (0-4)

SECTION 3 : Composition/information on ingredients

Ingredients:		
CAS 7697-37-2	Nitric Acid	26.03 %
CAS 7732-18-5	Deionized Water	73.97 %
Percentages are by weight		

SECTION 4 : First aid measures

Description of first aid measures

After inhalation: Move exposed individual to fresh air. Loosen clothing as necessary and position individual in a comfortable position. Seek medical advice if discomfort or irritation persists.

After skin contact: Wash affected area with soap and water. Rinse or flush skin/hair gently with water for at least 30 minutes. Seek immediate medical attention

After eye contact: Protect unexposed eye. Remove contact lens(es) if able to do so during rinsing. Rinse or flush eye gently with water for at least 30 minutes, lifting upper and lower lids. Seek immediate medical attention (ophthalmologist)

Safety Data Sheet

according to 29CFR1910/1200 and GHS Rev. 3

Effective date : 12.29.2014

Page 3 of 7

Nitric Acid, 3M

After swallowing: Rinse mouth thoroughly. Do not induce vomiting. Have exposed individual drink sips of water. Seek medical attention if irritation, discomfort or vomiting persists.

Most important symptoms and effects, both acute and delayed:

Headache, Shortness of breath. Irritation/burns, all routes of exposure. May cause severe burns, blindness and/or permanent damage. May cause burns, deep penetrating ulcerations of the skin, delayed tissue destruction, redness, pain. May cause gastrointestinal irritation with nausea, vomiting and diarrhea;

Indication of any immediate medical attention and special treatment needed:

If seeking medical attention, provide SDS document to physician.

SECTION 5 : Firefighting measures

Extinguishing media

Suitable extinguishing agents: Does not burn. Use extinguishing media appropriate for surrounding fire. If in laboratory setting, follow laboratory fire suppression procedures. Use appropriate fire suppression agents for adjacent combustible materials or sources of ignition

For safety reasons unsuitable extinguishing agents:

Special hazards arising from the substance or mixture:

Combustion products may include carbon oxides or other toxic vapors. Nitrogen oxides (NOx)

Advice for firefighters:

Protective equipment:

Additional information (precautions): Move product containers away from fire or keep cool with water spray as a protective measure, where feasible.

SECTION 6 : Accidental release measures

Personal precautions, protective equipment and emergency procedures:

Wear protective equipment. Use respiratory protective device against the effects of fumes/dust/aerosol. Keep unprotected persons away. Ensure adequate ventilation. Keep away from ignition sources. Protect from heat. Stop the spill, if possible. Contain spilled material by diking or using inert absorbent. Transfer to a disposal or recovery container.

Environmental precautions:

Prevent from reaching drains, sewer or waterway. Collect contaminated soil for characterization per Section 13

Methods and material for containment and cleaning up:

If in a laboratory setting, follow Chemical Hygiene Plan procedures. Collect liquids using vacuum or by use of absorbents. Place into properly labeled containers for recovery or disposal. If necessary, use trained response staff/contractor.

Reference to other sections:

SECTION 7 : Handling and storage

Precautions for safe handling:

Prevent formation of aerosols. Follow good hygiene procedures when handling chemical materials. Do not eat, drink, smoke, or use personal products when handling chemical substances. If in a laboratory setting, follow Chemical Hygiene Plan. Use only in well ventilated areas. Avoid splashes or spray in enclosed areas. No smoking. Keep away from heat and sources of ignition.

Conditions for safe storage, including any incompatibilities:

Store in a cool location. Provide ventilation for containers. Avoid storage near extreme heat, ignition sources or open flame. Store away from foodstuffs. Store away from oxidizing agents. Store in cool, dry conditions in well sealed containers. Keep container tightly sealed. Store with like hazards. Storage class (TRGS 510): Oxidizing

Safety Data Sheet

according to 29CFR1910/1200 and GHS Rev. 3

Effective date : 12.29.2014

Page 4 of 7

Nitric Acid, 3M

hazardous materials

SECTION 8 : Exposure controls/personal protection



Control Parameters:

7697-37-2, Nitric Acid, NIOSH 4 ppm STEL; 10 mg/m³ STEL
7697-37-2, Nitric Acid, NIOSH 2 ppm TWA; 5 mg/m³ TWA
7697-37-2, Nitric Acid, ACGIH 4 ppm STEL
7697-37-2, Nitric Acid, ACGIH 2 ppm TWA

Appropriate Engineering controls:

Emergency eye wash fountains and safety showers should be available in the immediate vicinity of use/handling. Provide exhaust ventilation or other engineering controls to keep the airborne concentrations of vapor or mists below the applicable workplace exposure limits (Occupational Exposure Limits-OELs) indicated above.

Respiratory protection:

Not required under normal conditions of use. Use suitable respiratory protective device when high concentrations are present. Use suitable respiratory protective device when aerosol or mist is formed. For spills, respiratory protection may be advisable.

Protection of skin:

The glove material has to be impermeable and resistant to the product/ the substance/ the preparation being used/handled. Selection of the glove material on consideration of the penetration times, rates of diffusion and the degradation.

Eye protection:

Safety glasses with side shields or goggles.

General hygienic measures:

The usual precautionary measures are to be adhered to when handling chemicals. Keep away from food, beverages and feed sources. Immediately remove all soiled and contaminated clothing. Wash hands before breaks and at the end of work. Do not inhale gases/fumes/dust/mist/vapor/aerosols. Avoid contact with the eyes and skin.

SECTION 9 : Physical and chemical properties

Appearance (physical state,color):	colorless liquid	Explosion limit lower: Explosion limit upper:	Not Determined Not Determined
Odor:	strong acid	Vapor pressure:	49 hPa (37 mmHg) at 50 °C (122 °F)
Odor threshold:	0.29 ppm	Vapor density:	2.5 (Air = 1)
pH-value:	<1.0	Relative density:	1.413 g/cm ³ at 20 °C (68 °F)
Melting/Freezing point:	-41.6°C (-42.9°F)	Solubilities:	Soluble
Boiling point/Boiling range:	120.5 °C (248.9 °F)	Partition coefficient (n-octanol/water):	Not Determined
Flash point (closed cup):	Not Determined	Auto/Self-ignition temperature:	Not Determined

Safety Data Sheet

according to 29CFR1910/1200 and GHS Rev. 3

Effective date : 12.29.2014

Page 5 of 7

Nitric Acid, 3M

Evaporation rate:	Not Determined	Decomposition temperature:	Not Determined
Flammability (solid,gaseous):	Not Determined	Viscosity:	a. Kinematic:Not Determined b. Dynamic: Not Determined
Density: Not Determined			

SECTION 10 : Stability and reactivity

Reactivity:Oxidizer.Reacts violently with alcohol, organic material, turpene, charcoal. Violent reaction with Nitric acid + Acetone and Sulfuric acid. Nitric Acid will react with water or steam to produce heat and toxic, corrosive and flammable vapors. (Nitric acid, fuming)

Chemical stability:No decomposition if used and stored according to specifications.

Possible hazardous reactions:Oxidizer: Contact with combustible/organic material may cause fire

Conditions to avoid:excess heat.combustible materials.Incompatible Materials.

Incompatible materials:Highly reactive with alkalis.Reactive with reducing agents. combustible materials. organic materials,metals. Acids.Reducing agents.aldehydes.

Hazardous decomposition products:Nitrogen oxides (NOx)

SECTION 11 : Toxicological information

Acute Toxicity:		
Inhalation:	67 ppm 4 h	Inhalation LC50 Rat
Chronic Toxicity: No additional information.		
Corrosion Irritation:		
Dermal:		Rabbit: Corrosive
Ocular:		Rabbit: Corrosive to eyes
Dermal:	Section 2	Classified as causing severe skin burns and eye damage.
Ocular:	Section 2	Classified as causing serious eye damage
Sensitization:		No additional information.
Single Target Organ (STOT):		No additional information.
Numerical Measures:		No additional information.
Carcinogenicity:		No additional information.
Mutagenicity:		No additional information.
Reproductive Toxicity:		Experiments have shown reproductive toxicity effects on laboratory animals.

SECTION 12 : Ecological information

Ecotoxicity Persistence and degradability: Readily degradable in the environment.

Bioaccumulative potential:

Mobility in soil: Aqueous solution has high mobility in soil.

Safety Data Sheet

according to 29CFR1910/1200 and GHS Rev. 3

Effective date : 12.29.2014

Page 6 of 7

Nitric Acid, 3M

Other adverse effects:

SECTION 13 : Disposal considerations

Waste disposal recommendations:

Product/containers must not be disposed together with household garbage. Do not allow product to reach sewage system or open water. It is the responsibility of the waste generator to properly characterize all waste materials according to applicable regulatory entities (US 40CFR262.11). Consult federal state/ provincial and local regulations regarding the proper disposal of waste material that may incorporate some amount of this product.

SECTION 14 : Transport information

UN-Number

2031

UN proper shipping name

Nitric Acid

Transport hazard class(es)



Class:

8 Corrosive substances

Packing group:II

Environmental hazard:

Transport in bulk:

Special precautions for user:

SECTION 15 : Regulatory information

United States (USA)

SARA Section 311/312 (Specific toxic chemical listings):

Acute, Chronic

SARA Section 313 (Specific toxic chemical listings):

7697-37-2 Nitric Acid

RCRA (hazardous waste code):

None of the ingredients is listed

TSCA (Toxic Substances Control Act):

All ingredients are listed.

CERCLA (Comprehensive Environmental Response, Compensation, and Liability Act):

7697-37-2 Nitric acid 1000 lbs

Proposition 65 (California):

Chemicals known to cause cancer:

None of the ingredients is listed

Chemicals known to cause reproductive toxicity for females:

None of the ingredients is listed

Chemicals known to cause reproductive toxicity for males:

None of the ingredients is listed

Safety Data Sheet

according to 29CFR1910/1200 and GHS Rev. 3

Effective date : 12.29.2014

Page 7 of 7

Nitric Acid, 3M

Chemicals known to cause developmental toxicity:

None of the ingredients is listed

Canada

Canadian Domestic Substances List (DSL):

All ingredients are listed.

Canadian NPRI Ingredient Disclosure list (limit 0.1%):

None of the ingredients is listed

Canadian NPRI Ingredient Disclosure list (limit 1%):

7697-37-2 Nitric Acid

SECTION 16 : Other information

This product has been classified in accordance with hazard criteria of the Controlled Products Regulations and the SDS contains all the information required by the Controlled Products Regulations. Note: The responsibility to provide a safe workplace remains with the user. The user should consider the health hazards and safety information contained herein as a guide and should take those precautions required in an individual operation to instruct employees and develop work practice procedures for a safe work environment. The information contained herein is, to the best of our knowledge and belief, accurate. However, since the conditions of handling and use are beyond our control, we make no guarantee of results, and assume no liability for damages incurred by the use of this material. It is the responsibility of the user to comply with all applicable laws and regulations applicable to this material.

GHS Full Text Phrases:

Abbreviations and acronyms:

IMDG: International Maritime Code for Dangerous Goods
PNEC: Predicted No-Effect Concentration (REACH)
CFR: Code of Federal Regulations (USA)
SARA: Superfund Amendments and Reauthorization Act (USA)
RCRA: Resource Conservation and Recovery Act (USA)
TSCA: Toxic Substances Control Act (USA)
NPRI: National Pollutant Release Inventory (Canada)
DOT: US Department of Transportation
IATA: International Air Transport Association
GHS: Globally Harmonized System of Classification and Labelling of Chemicals
ACGIH: American Conference of Governmental Industrial Hygienists
CAS: Chemical Abstracts Service (division of the American Chemical Society)
NFPA: National Fire Protection Association (USA)
HMIS: Hazardous Materials Identification System (USA)
WHMIS: Workplace Hazardous Materials Information System (Canada)
DNEL: Derived No-Effect Level (REACH)

Effective date : 12.29.2014

Last updated : 03.23.2015

Safety Data Sheet

according to 29CFR1910/1200 and GHS Rev. 3

Effective date : 01.08.2015

Page 1 of 8

Methanol, Lab Grade, 4L

SECTION 1 : Identification of the substance/mixture and of the supplier

Product name : Methanol, Lab Grade, 4L

Manufacturer/Supplier Trade name:

Manufacturer/Supplier Article number: S25426A

Recommended uses of the product and uses restrictions on use:

Manufacturer Details:

AquaPhoenix Scientific
9 Barnhart Drive, Hanover, PA 17331

Supplier Details:

Fisher Science Education
15 Jet View Drive, Rochester, NY 14624

Emergency telephone number:

Fisher Science Education Emergency Telephone No.: 800-535-5053

SECTION 2 : Hazards identification

Classification of the substance or mixture:



Flammable

Flammable liquids, category 2



Toxic

Acute toxicity (oral, dermal, inhalation), category 3



Health hazard

Specific target organ toxicity following single exposure, category 1

AcTox Dermal. 3

Flammable liq. 2

AcTox Oral. 3

AcTox Inhaln. 3

Stot SE. 1

Signal word : Danger

Hazard statements:

Highly flammable liquid and vapour

Toxic if swallowed

Toxic in contact with skin

Toxic if inhaled

Causes damage to organs

Precautionary statements:

If medical advice is needed, have product container or label at hand

Keep out of reach of children

Read label before use

Safety Data Sheet

according to 29CFR1910/1200 and GHS Rev. 3

Effective date : 01.08.2015

Page 2 of 8

Methanol, Lab Grade, 4L

Wear protective gloves/protective clothing/eye protection/face protection
Wash skin thoroughly after handling
Do not eat, drink or smoke when using this product
Avoid breathing dust/fume/gas/mist/vapours/spray
Keep away from heat/sparks/open flames/hot surfaces. No smoking
Do not breathe dust/fume/gas/mist/vapours/spray
Specific treatment (see supplemental first aid instructions on this label)
IF ON SKIN: Wash with soap and water
Call a POISON CENTER or doctor/physician if you feel unwell
Specific measures (see supplemental first aid instructions on this label)
Take off contaminated clothing and wash before reuse
Wash contaminated clothing before reuse
IF SWALLOWED: Immediately call a POISON CENTER or doctor/physician
IF exposed: Call a POISON CENTER or doctor/physician
IF INHALED: Remove victim to fresh air and keep at rest in a position comfortable for breathing
Store locked up
Store in a well ventilated place. Keep cool
Dispose of contents and container as instructed in Section 13

Other Non-GHS Classification:

WHMIS



NFPA/HMIS



NFPA SCALE (0-4)

Health	2
Flammability	3
Physical Hazard	0
Personal Protection	X

HMIS RATINGS (0-4)

SECTION 3 : Composition/information on ingredients

Ingredients:

CAS 67-56-1

Methanol

>90 %

Safety Data Sheet

according to 29CFR1910/1200 and GHS Rev. 3

Effective date : 01.08.2015

Page 3 of 8

Methanol, Lab Grade, 4L

Percentages are by weight

SECTION 4 : First aid measures

Description of first aid measures

After inhalation: Move exposed individual to fresh air. Loosen clothing as necessary and position individual in a comfortable position. Get medical assistance. If breathing is difficult, give oxygen.

After skin contact: Wash affected area with soap and water. Rinse/flush exposed skin gently using water for 15-20 minutes. Seek medical attention if irritation persists or if concerned.

After eye contact: Protect unexposed eye. Rinse or flush eye gently with water for at least 15-20 minutes, lifting upper and lower lids. Seek medical attention if irritation persists or if concerned.

After swallowing: Rinse mouth thoroughly. Do not induce vomiting. Have exposed individual drink sips of water. Dilute mouth with water or milk after rinsing. Get medical assistance.

Most important symptoms and effects, both acute and delayed:

Poison. Toxic by ingestion, absorption through skin and inhalation, potentially causing irreversible effects. Irritating to eyes, skin, and respiratory tract. Irritation- all routes of exposure. Shortness of breath. Nausea. Headache. May be fatal or cause blindness if swallowed. Cannot be made non-poisonous. May cause gastrointestinal irritation, vomiting, and diarrhea. Central nervous system disorders. Skin disorders, preexisting eye disorders, gastrointestinal tract; Toxic: danger of very serious irreversible effects by inhalation, ingestion or absorption through skin. Experiments have shown reproductive toxicity effects on laboratory animals. May cause adverse kidney and liver effects.

Indication of any immediate medical attention and special treatment needed:

If seeking medical attention, provide SDS document to physician. Physician should treat symptomatically.

SECTION 5 : Firefighting measures

Extinguishing media

Suitable extinguishing agents: Dry chemical, foam, dry sand, or Carbon Dioxide. Water spray can keep containers cool.

For safety reasons unsuitable extinguishing agents: Water may be ineffective.

Special hazards arising from the substance or mixture:

Risk of ignition. Vapors may form explosive mixtures with air. Vapors may travel to source of ignition and flash back. Containers may explode when heated.

Advice for firefighters:

Protective equipment: Wear protective eyewear, gloves, and clothing. Refer to Section 8.

Additional information (precautions): Remove all sources of ignition. Avoid contact with skin, eyes, and clothing. Ensure adequate ventilation. Take precautions against static discharge.

SECTION 6 : Accidental release measures

Personal precautions, protective equipment and emergency procedures:

Use spark-proof tools and explosion-proof equipment. Provide exhaust ventilation or other engineering controls to keep the airborne concentrations of vapor and mists below the applicable workplace exposure limits (Occupational Exposure Limits-OELs) indicated above. Ensure adequate ventilation.

Environmental precautions:

Prevent from reaching drains, sewer or waterway. Should not be released into environment.

Methods and material for containment and cleaning up:

If necessary use trained response staff or contractor. Remove all sources of ignition. Contain spillage and then

Safety Data Sheet

according to 29CFR1910/1200 and GHS Rev. 3

Effective date : 01.08.2015

Page 4 of 8

Methanol, Lab Grade, 4L

collect. Do not flush to sewer. Absorb with a noncombustible absorbent material such as sand or earth and containerize for disposal. Ventilate area of leak or spill. Use spark-proof tools and explosion-proof equipment. Follow proper disposal methods. Refer to Section 13.

Reference to other sections:

SECTION 7 : Handling and storage

Precautions for safe handling:

Use in a chemical fume hood. Wash hands before breaks and immediately after handling the product. Avoid contact with skin, eyes, and clothing. Take precautions against static discharge.

Conditions for safe storage, including any incompatibilities:

Store in a cool location. Provide ventilation for containers. Avoid storage near extreme heat, ignition sources or open flame. Keep container tightly sealed. Store with like hazards. Protect from freezing and physical damage.

SECTION 8 : Exposure controls/personal protection



Control Parameters:

67-56-1, Methanol, ACGIH: 250 ppm STEL; 200 ppm TWA
67-56-1, Methanol, NIOSH: 250 ppm STEL; 325 mg/m³ STEL
67-56-1, Methanol, NIOSH: 200 ppm TWA; 260 mg/m³ TWA

Appropriate Engineering controls:

Emergency eye wash fountains and safety showers should be available in the immediate vicinity of use or handling. Ensure that dust-handling systems (exhaust ducts, dust collectors, vessels, and processing equipment) are designed to prevent the escape of dust into the work area.

Respiratory protection:

Use in a chemical fume hood. If exposure limit is exceeded, a full-face respirator with organic cartridge may be worn.

Protection of skin:

Select glove material impermeable and resistant to the substance. Select glove material based on rates of diffusion and degradation.

Eye protection:

Safety glasses with side shields or goggles.

General hygienic measures:

Wash hands before breaks and at the end of work. Avoid contact with the eyes and skin. Dispose of contaminated gloves after use in accordance with applicable laws and good laboratory practices. Perform routine housekeeping.

SECTION 9 : Physical and chemical properties

Appearance (physical state,color):	Clear colorless liquid	Explosion limit lower: Explosion limit upper:	6 31
Odor:	Alcohol	Vapor pressure:	128 hPa @ 20°C
Odor threshold:	Not Available	Vapor density:	1.11
pH-value:	Not Available	Relative density:	0.79
Melting/Freezing point:	-98°C	Solubilities:	Miscible at 20 °C

Safety Data Sheet

according to 29CFR1910/1200 and GHS Rev. 3

Effective date : 01.08.2015

Page 5 of 8

Methanol, Lab Grade, 4L

Boiling point/Boiling range:	64.7°C @ 760mmHg	Partition coefficient (n-octanol/water):	Not Available
Flash point (closed cup):	12°C	Auto/Self-ignition temperature:	455°C
Evaporation rate:	5.2	Decomposition temperature:	Not Available
Flammability (solid,gaseous):	Flammable	Viscosity:	a. Kinematic:Not Available b. Dynamic: Not Available
Density: Not Available			

SECTION 10 : Stability and reactivity

Reactivity:Vapours may form explosive mixture with air.

Chemical stability:Stable under normal conditions.

Possible hazardous reactions:None under normal processing.

Conditions to avoid:Excess heat, Incompatible Materials, flames, or sparks.

Incompatible materials: Oxidizing agents, reducing agents, alkali metals, acids, sodium, potassium, metals as powders, acid chlorides, acid anhydrides, powdered magnesium, and aluminum.

Hazardous decomposition products:carbon monoxide, formaldehyde.

SECTION 11 : Toxicological information

Acute Toxicity:		
Dermal:	(rabbit)	LD-50 15800 mg/kg
Oral:	(rat)	LD-50 5628 mg/kg
Inhalation:	(rat)	LC-50 130,7 mg/l
Chronic Toxicity: No additional information.		
Corrosion Irritation:		
Ocular:		Irritating to eyes
Dermal:		Irritating to skin
Sensitization:		No additional information.
Single Target Organ (STOT):		Classified as causing damage to organs:Eyes, skin, optic nerve, gastrointestinal tract, central nervous system, respiratory system, liver, spleen, kidney, blood
Numerical Measures:		No additional information.
Carcinogenicity:		Teratogenicity : has occurred in experimental animals.
Mutagenicity:		Mutagenetic effects have occurred in experimental animals.

Safety Data Sheet

according to 29CFR1910/1200 and GHS Rev. 3

Effective date : 01.08.2015

Page 6 of 8

Methanol, Lab Grade, 4L

Reproductive Toxicity:

Developmental Effects
(Immediate/Delayed) have occurred in
experimental animals

SECTION 12 : Ecological information

Ecotoxicity

Freshwater Fish: 96 Hr LC50 Pimephales promelas: 28200 mg/L

Freshwater Fish: 96 Hr LC50 Oncorhynchus mykiss: 19500 - 20700 mg/L

Freshwater Fish: 96 Hr LC50 Pimephales promelas: >100 mg/L

Freshwater Fish: 96 Hr LC50 Oncorhynchus mykiss: 18 - 20 mL/L

Freshwater Fish: 96 Hr LC50 Lepomis macrochirus: 13500 - 17600 mg/L

Persistence and degradability: Not persistent.

Bioaccumulative potential: Not Bioaccumulative.

Mobility in soil: Aqueous solution has high mobility in soil.

Other adverse effects:

SECTION 13 : Disposal considerations

Waste disposal recommendations:

Methanol RCRA waste code U154. Do not allow product to reach sewage system or open water. It is the responsibility of the waste generator to properly characterize all waste materials according to applicable regulatory entities (US 40CFR262.11). Absorb with a noncombustible absorbent material such as sand or earth and containerize for disposal. Provide ventilation. Have fire extinguishing agent available in case of fire. Eliminate all sources of ignition. Use spark-proof tools and explosion-proof equipment. Chemical waste generators must determine whether a discarded chemical is classified as a hazardous waste. Chemical waste generators must also consult local, regional, and national hazardous waste regulations. Ensure complete and accurate classification.

SECTION 14 : Transport information

UN-Number

UN1230

UN proper shipping name

Methanol

Transport hazard class(es)



Class:

3 Flammable liquids



Class:

6.1 Toxic substances

Packing group: II

Environmental hazard:

Transport in bulk:

Special precautions for user:

SECTION 15 : Regulatory information

Safety Data Sheet

according to 29CFR1910/1200 and GHS Rev. 3

Effective date : 01.08.2015

Page 7 of 8

Methanol, Lab Grade, 4L

United States (USA)

SARA Section 311/312 (Specific toxic chemical listings):

Acute, Chronic, Fire

SARA Section 313 (Specific toxic chemical listings):

67-56-1 Methanol

RCRA (hazardous waste code):

67-56-1 Methanol RCRA waste code U154

TSCA (Toxic Substances Control Act):

All ingredients are listed.

CERCLA (Comprehensive Environmental Response, Compensation, and Liability Act):

67-56-1 Methanol 5000 lbs

Proposition 65 (California):

Chemicals known to cause cancer:

None of the ingredients is listed

Chemicals known to cause reproductive toxicity for females:

None of the ingredients is listed

Chemicals known to cause reproductive toxicity for males:

None of the ingredients is listed

Chemicals known to cause developmental toxicity:

67-56-1 Methanol

Canada

Canadian Domestic Substances List (DSL):

All ingredients are listed.

Canadian NPRI Ingredient Disclosure list (limit 0.1%):

None of the ingredients is listed

Canadian NPRI Ingredient Disclosure list (limit 1%):

67-56-1 Methanol

SECTION 16 : Other information

This product has been classified in accordance with hazard criteria of the Controlled Products Regulations and the SDS contains all the information required by the Controlled Products Regulations. Note: The responsibility to provide a safe workplace remains with the user. The user should consider the health hazards and safety information contained herein as a guide and should take those precautions required in an individual operation to instruct employees and develop work practice procedures for a safe work environment. The information contained herein is, to the best of our knowledge and belief, accurate. However, since the conditions of handling and use are beyond our control, we make no guarantee of results, and assume no liability for damages incurred by the use of this material. It is the responsibility of the user to comply with all applicable laws and regulations applicable to this material.

GHS Full Text Phrases:

Abbreviations and acronyms:

IMDG: International Maritime Code for Dangerous Goods

PNEC: Predicted No-Effect Concentration (REACH)

Safety Data Sheet

according to 29CFR1910/1200 and GHS Rev. 3

Effective date : 01.08.2015

Page 8 of 8

Methanol, Lab Grade, 4L

CFR: Code of Federal Regulations (USA)

SARA: Superfund Amendments and Reauthorization Act (USA)

RCRA: Resource Conservation and Recovery Act (USA)

TSCA: Toxic Substances Control Act (USA)

NPRI: National Pollutant Release Inventory (Canada)

DOT: US Department of Transportation

IATA: International Air Transport Association

GHS: Globally Harmonized System of Classification and Labelling of Chemicals

ACGIH: American Conference of Governmental Industrial Hygienists

CAS: Chemical Abstracts Service (division of the American Chemical Society)

NFPA: National Fire Protection Association (USA)

HMIS: Hazardous Materials Identification System (USA)

WHMIS: Workplace Hazardous Materials Information System (Canada)

DNEL: Derived No-Effect Level (REACH)

Effective date : 01.08.2015

Last updated : 03.27.2015

Safety Data Sheet

according to 29CFR1910/1200 and GHS Rev. 3

Effective date : 12.14.2014

Page 1 of 7

Sodium Hydroxide, 0.5M

SECTION 1 : Identification of the substance/mixture and of the supplier

Product name : Sodium Hydroxide, 0.5M

Manufacturer/Supplier Trade name:

Manufacturer/Supplier Article number: S25881

Recommended uses of the product and uses restrictions on use:

Manufacturer Details:

AquaPhoenix Scientific
9 Barnhart Drive, Hanover, PA 17331

Supplier Details:

Fisher Science Education
15 Jet View Drive, Rochester, NY 14624

Emergency telephone number:

Fisher Science Education Emergency Telephone No.: 800-535-5053

SECTION 2 : Hazards identification

Classification of the substance or mixture:



Corrosive

Serious eye damage, category 1
Corrosive to metals, category 1
Skin corrosion, category 1B

Skin Corr. 1B

Eye corr. 1

Metal Corr. 1

Signal word : Danger

Hazard statements:

May be corrosive to metals

Causes severe skin burns and eye damage

Causes serious eye damage

Precautionary statements:

If medical advice is needed, have product container or label at hand

Keep out of reach of children

Read label before use

Keep only in original container

Do not breathe dust/fume/gas/mist/vapours/spray

Wash ... thoroughly after handling

Wear protective gloves/protective clothing/eye protection/face protection

Absorb spillage to prevent material damage

IF ON SKIN (or hair): Remove/Take off immediately all contaminated clothing. Rinse skin with water/shower

IF IN EYES: Rinse cautiously with water for several minutes. Remove contact lenses if present and easy to do.

Continue rinsing

IF SWALLOWED: Rinse mouth. Do NOT induce vomiting

Wash contaminated clothing before reuse

IF INHALED: Remove victim to fresh air and keep at rest in a position comfortable for breathing

Safety Data Sheet

according to 29CFR1910/1200 and GHS Rev. 3

Effective date : 12.14.2014

Page 2 of 7

Sodium Hydroxide, 0.5M


Immediately call a POISON CENTER or doctor/physician
Store in a corrosive resistant/... container with a resistant inner liner
Store locked up
Dispose of contents/container to ...

Other Non-GHS Classification:

WHMIS



NFPA/HMIS



NFPA SCALE (0-4)

Health	3
Flammability	0
Physical Hazard	0
Personal Protection	X

HMIS RATINGS (0-4)

SECTION 3 : Composition/information on ingredients

Ingredients:		
CAS 1310-73-2	Sodium Hydroxide	2 %
CAS 7732-18-5	Deionized Water	98 %
Percentages are by weight		

SECTION 4 : First aid measures

Description of first aid measures

After inhalation: Move exposed individual to fresh air. Loosen clothing as necessary and position individual in a comfortable position. Seek medical advice if discomfort or irritation persists. If breathing difficult, give oxygen.

After skin contact: Take off contaminated clothing and shoes immediately. Wash affected area with soap and water. Seek medical attention if irritation, discomfort persists.

After eye contact: Protect unexposed eye. Rinse/flush exposed eye(s) gently using water for 15-20 minutes. Remove contact lens(es) if able to do so during rinsing. Immediately get medical assistance.

After swallowing: Rinse mouth thoroughly. Do not induce vomiting. Have exposed individual drink sips of water. Seek medical attention if irritation, discomfort or vomiting persists.

Most important symptoms and effects, both acute and delayed:

Irritation, Nausea, Headache, Shortness of breath.;

Indication of any immediate medical attention and special treatment needed:

Safety Data Sheet

according to 29CFR1910/1200 and GHS Rev. 3

Effective date : 12.14.2014

Page 3 of 7

Sodium Hydroxide, 0.5M

If seeking medical attention, provide SDS document to physician.

SECTION 5 : Firefighting measures

Extinguishing media

Suitable extinguishing agents: If in laboratory setting, follow laboratory fire suppression procedures. Use appropriate fire suppression agents for adjacent combustible materials or sources of ignition

For safety reasons unsuitable extinguishing agents:

Special hazards arising from the substance or mixture:

Combustion products may include carbon oxides or other toxic vapors. Thermal decomposition can lead to release of irritating gases and vapors. Sodium oxides.

Advice for firefighters:

Protective equipment: Use NIOSH-approved respiratory protection/breathing apparatus.

Additional information (precautions): Move product containers away from fire or keep cool with water spray as a protective measure, where feasible.

SECTION 6 : Accidental release measures

Personal precautions, protective equipment and emergency procedures:

Wear protective equipment. Transfer to a disposal or recovery container. Use respiratory protective device against the effects of fumes/dust/aerosol. Keep unprotected persons away. Ensure adequate ventilation. Keep away from ignition sources. Protect from heat.

Environmental precautions:

Prevent from reaching drains, sewer or waterway. Collect contaminated soil for characterization per Section 13

Methods and material for containment and cleaning up:

If in a laboratory setting, follow Chemical Hygiene Plan procedures. Place into properly labeled containers for recovery or disposal. If necessary, use trained response staff/contractor. Collect liquid and dilute with water. Neutralize with dilute acid solutions. Decant water to drain with excess water. Absorb with suitable material. Dispose of remaining solid as normal refuse. Always obey local regulations.

Reference to other sections:

SECTION 7 : Handling and storage

Precautions for safe handling:

Absorb spillage to prevent material damage due to corrosiveness to metal. Avoid contact with eyes, skin, and clothing. Wash hands after handling. Do not mix with acids. Follow good hygiene procedures when handling chemical materials. Use only in well ventilated areas.

Conditions for safe storage, including any incompatibilities:

Protect from freezing and physical damage. Provide ventilation for containers. Avoid storage near extreme heat, ignition sources or open flame. Store away from foodstuffs. Store away from oxidizing agents. Store in cool, dry conditions in well sealed containers. Store with Corrosives.

SECTION 8 : Exposure controls/personal protection



Safety Data Sheet

according to 29CFR1910/1200 and GHS Rev. 3

Effective date : 12.14.2014

Page 4 of 7

Sodium Hydroxide, 0.5M

Control Parameters:	1310-73-2, Sodium Hydroxide, OSHA PEL TWA 2 mg/m ³ 1310-73-2, Sodium Hydroxide, ACGIH TLV TWA 2 mg/m ³
Appropriate Engineering controls:	Emergency eye wash fountains and safety showers should be available in the immediate vicinity of use/handling. Provide exhaust ventilation or other engineering controls to keep the airborne concentrations of vapor or dusts (total/respirable) below the applicable workplace exposure limits (Occupational Exposure Limits-OELs) indicated above.
Respiratory protection:	Not required under normal conditions of use. Use suitable respiratory protective device when high concentrations are present. Use suitable respiratory protective device when aerosol or mist is formed. For spills, respiratory protection may be advisable.
Protection of skin:	The glove material has to be impermeable and resistant to the product/ the substance/ the preparation being used/handled. Selection of the glove material on consideration of the penetration times, rates of diffusion and the degradation.
Eye protection:	Safety glasses with side shields or goggles.
General hygienic measures:	The usual precautionary measures are to be adhered to when handling chemicals. Keep away from food, beverages and feed sources. Immediately remove all soiled and contaminated clothing. Wash hands before breaks and at the end of work. Do not inhale gases/fumes/dust/mist/vapor/aerosols. Avoid contact with the eyes and skin.

SECTION 9 : Physical and chemical properties

Appearance (physical state,color):	Clear, colorless liquid	Explosion limit lower: Explosion limit upper:	Non Explosive Non Explosive
Odor:	Odorless	Vapor pressure:	14mmHg @ 20C
Odor threshold:	Not Determined	Vapor density:	>1
pH-value:	Alkaline	Relative density:	Approx 1
Melting/Freezing point:	Approx 0°C	Solubilities:	Soluble in Water
Boiling point/Boiling range:	Approx 100°C	Partition coefficient (n-octanol/water):	Not Determined
Flash point (closed cup):	Not Determined	Auto/Self-ignition temperature:	Not Determined
Evaporation rate:	Not Determined	Decomposition temperature:	Not Determined
Flammability (solid,gaseous):	Not Determined	Viscosity:	a. Kinematic: Not Determined b. Dynamic: Not Determined
Density: Not Determined			

SECTION 10 : Stability and reactivity

Reactivity:
Chemical stability: No decomposition if used and stored according to specifications.
Possible hazardous reactions:
Conditions to avoid: Incompatible materials, excess heat

Safety Data Sheet

according to 29CFR1910/1200 and GHS Rev. 3

Effective date : 12.14.2014

Page 5 of 7

Sodium Hydroxide, 0.5M

Incompatible materials: acids, Organic materials, Chlorinated solvents, Aluminum, Phosphorus, Tin/tin oxides, Zinc

Hazardous decomposition products: sodium oxides, hydrogen. Carbon oxides (CO, CO₂).

SECTION 11 : Toxicological information

Acute Toxicity: No additional information.	
Chronic Toxicity: No additional information.	
Corrosion Irritation: No additional information.	
Sensitization:	No additional information.
Single Target Organ (STOT):	No additional information.
Numerical Measures:	No additional information.
Carcinogenicity:	No additional information.
Mutagenicity:	No additional information.
Reproductive Toxicity:	No additional information.

SECTION 12 : Ecological information

Ecotoxicity Persistence and degradability: Readily degradable in the environment.

Bioaccumulative potential: Not Bioaccumulative.

Mobility in soil:

Other adverse effects:

SECTION 13 : Disposal considerations

Waste disposal recommendations:

Product/containers must not be disposed together with household garbage. Do not allow product to reach sewage system or open water. It is the responsibility of the waste generator to properly characterize all waste materials according to applicable regulatory entities (US 40CFR262.11). Consult federal state/ provincial and local regulations regarding the proper disposal of waste material that may incorporate some amount of this product. Neutralize with dilute acid solutions.

SECTION 14 : Transport information

UN-Number

1824

UN proper shipping name

Sodium hydroxide solution

Transport hazard class(es)



Class:

8 Corrosive substances

Packing group:II

Environmental hazard:

Transport in bulk:

Safety Data Sheet

according to 29CFR1910/1200 and GHS Rev. 3

Effective date : 12.14.2014

Page 6 of 7

Sodium Hydroxide, 0.5M

Special precautions for user:

SECTION 15 : Regulatory information

United States (USA)

SARA Section 311/312 (Specific toxic chemical listings):

None of the ingredients is listed

SARA Section 313 (Specific toxic chemical listings):

None of the ingredients is listed

RCRA (hazardous waste code):

None of the ingredients is listed

TSCA (Toxic Substances Control Act):

All ingredients are listed.

CERCLA (Comprehensive Environmental Response, Compensation, and Liability Act):

1310-73-2 Sodium Hydroxide 1000 lb

Proposition 65 (California):

Chemicals known to cause cancer:

None of the ingredients is listed

Chemicals known to cause reproductive toxicity for females:

None of the ingredients is listed

Chemicals known to cause reproductive toxicity for males:

None of the ingredients is listed

Chemicals known to cause developmental toxicity:

None of the ingredients is listed

Canada

Canadian Domestic Substances List (DSL):

All ingredients are listed.

Canadian NPRI Ingredient Disclosure list (limit 0.1%):

None of the ingredients is listed

Canadian NPRI Ingredient Disclosure list (limit 1%):

1310-73-2 Sodium Hydroxide

SECTION 16 : Other information

This product has been classified in accordance with hazard criteria of the Controlled Products Regulations and the SDS contains all the information required by the Controlled Products Regulations. Note: The responsibility to provide a safe workplace remains with the user. The user should consider the health hazards and safety information contained herein as a guide and should take those precautions required in an individual operation to instruct employees and develop work practice procedures for a safe work environment. The information contained herein is, to the best of our knowledge and belief, accurate. However, since the conditions of handling and use are beyond our control, we make no guarantee of results, and assume no liability for damages incurred by the use of this material. It is the responsibility of the user to comply with all applicable laws and regulations applicable to this material.

GHS Full Text Phrases:

Safety Data Sheet

according to 29CFR1910/1200 and GHS Rev. 3

Effective date : 12.14.2014

Page 7 of 7

Sodium Hydroxide, 0.5M

Abbreviations and acronyms:

IMDG: International Maritime Code for Dangerous Goods

PNEC: Predicted No-Effect Concentration (REACH)

CFR: Code of Federal Regulations (USA)

SARA: Superfund Amendments and Reauthorization Act (USA)

RCRA: Resource Conservation and Recovery Act (USA)

TSCA: Toxic Substances Control Act (USA)

NPRI: National Pollutant Release Inventory (Canada)

DOT: US Department of Transportation

IATA: International Air Transport Association

GHS: Globally Harmonized System of Classification and Labelling of Chemicals

ACGIH: American Conference of Governmental Industrial Hygienists

CAS: Chemical Abstracts Service (division of the American Chemical Society)

NFPA: National Fire Protection Association (USA)

HMIS: Hazardous Materials Identification System (USA)

WHMIS: Workplace Hazardous Materials Information System (Canada)

DNEL: Derived No-Effect Level (REACH)

Effective date : 12.14.2014

Last updated : 03.25.2015

SAFETY DATA SHEET

1. Identification

Product identifier: SODIUM BISULFATE

Other means of identification

Product No.: 7432, 3534

Recommended use and restriction on use

Recommended use: Not available.

Restrictions on use: Not known.

Manufacturer/Importer/Supplier/Distributor information

Manufacturer

Company Name: Avantor Performance Materials, Inc.
Address: 3477 Corporate Parkway, Suite 200
Center Valley, PA 18034

Telephone: Customer Service: 855-282-6867

Fax:
Contact Person: Environmental Health & Safety
e-mail: info@avantormaterials.com

Emergency telephone number:

24 Hour Emergency: 908-859-2151

Chemtrec: 800-424-9300

2. Hazard(s) identification

Hazard classification

Health hazards

Serious eye damage/eye irritation Category 1

Label elements

Hazard symbol:



Signal word: Danger

Hazard statement: Causes serious eye damage.

Precautionary statement

Prevention: Wear eye protection/face protection.

Response: IF IN EYES: Rinse cautiously with water for several minutes. Remove contact lenses, if present and easy to do. Continue rinsing. Immediately call a POISON CENTER or doctor/physician.

Other hazards which do not result in GHS classification: None.

3. Composition/information on ingredients

Mixtures

Chemical identity	Common name and synonyms	CAS number	Content in percent (%)*
SODIUM BISULFATE (HYDRATED FORM)		10034-88-5	90 - 100%

* All concentrations are percent by weight unless ingredient is a gas. Gas concentrations are in percent by volume.

4. First-aid measures

General information: Get medical advice/attention if you feel unwell. Show this safety data sheet to the doctor in attendance.

Ingestion: Rinse mouth thoroughly. Get medical attention if symptoms occur.

Inhalation: Move to fresh air. Get medical attention if symptoms occur.

Skin contact: Wash skin thoroughly with soap and water. Get medical attention if irritation persists after washing.

Eye contact: IF IN EYES: Rinse cautiously with water for several minutes. Remove contact lenses, if present and easy to do. Continue rinsing. Call a physician or poison control center immediately.

Most important symptoms/effects, acute and delayed

Symptoms: Causes serious eye damage.

Indication of immediate medical attention and special treatment needed

Treatment: Treat symptomatically.

5. Fire-fighting measures

General fire hazards: No unusual fire or explosion hazards noted.

Suitable (and unsuitable) extinguishing media

Suitable extinguishing media: Use fire-extinguishing media appropriate for surrounding materials.

Unsuitable extinguishing media: Avoid water in straight hose stream; will scatter and spread fire.

Specific hazards arising from the chemical: During fire, gases hazardous to health may be formed.

Special protective equipment and precautions for firefighters

Special fire fighting procedures: Move containers from fire area if you can do so without risk. Use water spray to keep fire-exposed containers cool. Cool containers exposed to flames with water until well after the fire is out.

Special protective equipment for fire-fighters: Firefighters must use standard protective equipment including flame retardant coat, helmet with face shield, gloves, rubber boots, and in enclosed spaces, SCBA.

6. Accidental release measures

Personal precautions, protective equipment and emergency procedures: Keep unauthorized personnel away. Use personal protective equipment. See Section 8 of the MSDS for Personal Protective Equipment.

Methods and material for containment and cleaning up: Sweep up and place in a clearly labeled container for chemical waste. Clean surface thoroughly to remove residual contamination.

Notification Procedures: Prevent entry into waterways, sewer, basements or confined areas. Inform authorities if large amounts are involved.

Environmental precautions: Prevent further leakage or spillage if safe to do so. Avoid discharge into drains, water courses or onto the ground.

7. Handling and storage

Precautions for safe handling: Use personal protective equipment as required. Avoid contact with eyes, skin, and clothing. Avoid inhalation of dust. Wash thoroughly after handling.

Conditions for safe storage, including any incompatibilities: Keep containers tightly closed. Store in cool, dry place. Store in a well-ventilated place.

8. Exposure controls/personal protection

Control parameters

Occupational exposure limits

None of the components have assigned exposure limits.

Appropriate engineering controls

No data available.

Individual protection measures, such as personal protective equipment

General information: Good general ventilation (typically 10 air changes per hour) should be used. Ventilation rates should be matched to conditions. If applicable, use process enclosures, local exhaust ventilation, or other engineering controls to maintain airborne levels below recommended exposure limits. If exposure limits have not been established, maintain airborne levels to an acceptable level.

Eye/face protection: Wear safety glasses with side shields (or goggles).

Skin protection

Hand protection:

Use suitable protective gloves if risk of skin contact.

Other:

Wear suitable protective clothing.

Respiratory protection:

In case of inadequate ventilation, use respiratory protection.

Hygiene measures:

Provide eyewash station and safety shower. Always observe good personal hygiene measures, such as washing after handling the material and before eating, drinking, and/or smoking. Routinely wash work clothing to remove contaminants. Discard contaminated footwear that cannot be cleaned.

9. Physical and chemical properties

Appearance

Physical state:	Solid
Form:	Crystals or powder.
Color:	Colorless
Odor:	Odorless
Odor threshold:	No data available.
pH:	1.4
Melting point/freezing point:	58 °C
Initial boiling point and boiling range:	No data available.
Flash Point:	No data available.
Evaporation rate:	No data available.
Flammability (solid, gas):	No data available.

Upper/lower limit on flammability or explosive limits

Flammability limit - upper (%):	No data available.
Flammability limit - lower (%):	No data available.
Explosive limit - upper (%):	No data available.
Explosive limit - lower (%):	No data available.

Vapor pressure:	No data available.
Vapor density:	No data available.
Relative density:	2.1 (20 °C)

Solubility(ies)

Solubility in water:	670 g/l
Solubility (other):	No data available.
Partition coefficient (n-octanol/water):	No data available.
Auto-ignition temperature:	No data available.
Decomposition temperature:	No data available.
Viscosity:	No data available.

Other information

Molecular weight:	138.08 g/mol
--------------------------	--------------

10. Stability and reactivity

Reactivity:	No dangerous reaction known under conditions of normal use.
Chemical stability:	Material is unstable under normal conditions.
Possibility of hazardous reactions:	Hazardous polymerization does not occur. The substance is hygroscopic and will absorb water by contact with the moisture in the air.
Conditions to avoid:	Contact with incompatible materials. Moisture. Avoid conditions which create dust.
Incompatible materials:	Strong bases.
Hazardous decomposition products:	Sulfur dioxide gas may be liberated from the product.

11. Toxicological information

Information on likely routes of exposure

Ingestion:	May cause irritation of the gastrointestinal tract.
-------------------	---

Inhalation:	May cause irritation to the respiratory system.
Skin contact:	May cause irritation.
Eye contact:	Causes serious eye damage.

Information on toxicological effects

Acute toxicity (list all possible routes of exposure)

Oral	
Product:	No data available.

Dermal	
Product:	No data available.

Inhalation	
Product:	No data available.

Repeated dose toxicity	
Product:	No data available.

Skin corrosion/irritation	
Product:	May cause skin irritation.

Serious eye damage/eye irritation	
Product:	Causes serious eye damage.

Respiratory or skin sensitization	
Product:	Not a skin sensitizer.

Carcinogenicity	
Product:	This substance has no evidence of carcinogenic properties.

IARC Monographs on the Evaluation of Carcinogenic Risks to Humans:
No carcinogenic components identified

US. National Toxicology Program (NTP) Report on Carcinogens:
No carcinogenic components identified

US. OSHA Specifically Regulated Substances (29 CFR 1910.1001-1050):
No carcinogenic components identified

Germ cell mutagenicity

In vitro	
Product:	No mutagenic components identified

In vivo	
Product:	No mutagenic components identified

Reproductive toxicity	
Product:	No components toxic to reproduction

Specific target organ toxicity - single exposure	
Product:	No data available.

Specific target organ toxicity - repeated exposure	
Product:	No data available.

Aspiration hazard	
Product:	Not classified

Other effects:	None known.
-----------------------	-------------

12. Ecological information**Ecotoxicity:****Acute hazards to the aquatic environment:****Fish****Product:** No data available.**Aquatic invertebrates****Product:** No data available.**Chronic hazards to the aquatic environment:****Fish****Product:** No data available.**Aquatic invertebrates****Product:** No data available.**Toxicity to Aquatic Plants****Product:** No data available.**Persistence and degradability****Biodegradation****Product:** There are no data on the degradability of this product.**BOD/COD ratio****Product:** No data available.**Bioaccumulative potential****Bioconcentration factor (BCF)****Product:** No data available on bioaccumulation.**Partition coefficient n-octanol / water (log Kow)****Product:** No data available.**Mobility in soil:**

The product is water soluble and may spread in water systems.

Other adverse effects:

The product components are not classified as environmentally hazardous. However, this does not exclude the possibility that large or frequent spills can have a harmful or damaging effect on the environment.

13. Disposal considerations**Disposal instructions:**

Discharge, treatment, or disposal may be subject to national, state, or local laws.

Contaminated packaging:

Since emptied containers retain product residue, follow label warnings even after container is emptied.

14. Transport information

DOT

UN number:	UN 3260
UN proper shipping name:	Corrosive solid, acidic, inorganic, n.o.s.(SODIUM BISULFATE)
Transport hazard class(es)	
Class(es):	8
Label(s):	8
Packing group:	III
Marine Pollutant:	No

IMDG

UN number:	UN 3260
UN proper shipping name:	CORROSIVE SOLID, ACIDIC, INORGANIC, N.O.S.(SODIUM BISULFATE)
Transport hazard class(es)	
Class(es):	8
Label(s):	8
EmS No.:	F-A, S-B
Packing group:	III
Marine Pollutant:	No

IATA

UN number:	UN 3260
Proper Shipping Name:	Corrosive solid, acidic, inorganic, n.o.s.(SODIUM BISULFATE)
Transport hazard class(es):	
Class(es):	8
Label(s):	8
Marine Pollutant:	No
Packing group:	III

15. Regulatory information

US federal regulations

TSCA Section 12(b) Export Notification (40 CFR 707, Subpt. D)

US. OSHA Specifically Regulated Substances (29 CFR 1910.1001-1050)

None present or none present in regulated quantities.

CERCLA Hazardous Substance List (40 CFR 302.4):

None present or none present in regulated quantities.

Superfund amendments and reauthorization act of 1986 (SARA)

Hazard categories

☒ Acute (Immediate)
 ☐ Chronic (Delayed)
 ☐ Fire
 ☐ Reactive
 ☐ Pressure Generating

SARA 302 Extremely hazardous substance

None present or none present in regulated quantities.

SARA 304 Emergency release notification

None present or none present in regulated quantities.

SARA 311/312 Hazardous chemical

Chemical identity Threshold Planning Quantity

SARA 313 (TRI reporting)

None present or none present in regulated quantities.

Clean Water Act Section 311 Hazardous Substances (40 CFR 117.3)

None present or none present in regulated quantities.

Clean Air Act (CAA) Section 112(r) Accidental Release Prevention (40 CFR 68.130):

None present or none present in regulated quantities.

US state regulations

US. California Proposition 65

No ingredient regulated by CA Prop 65 present.

US. New Jersey Worker and Community Right-to-Know Act

No ingredient regulated by NJ Right-to-Know Law present.

US. Massachusetts RTK - Substance List

No ingredient regulated by MA Right-to-Know Law present.

US. Pennsylvania RTK - Hazardous Substances

No ingredient regulated by PA Right-to-Know Law present.

US. Rhode Island RTK

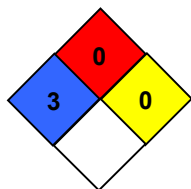
No ingredient regulated by RI Right-to-Know Law present.

Inventory Status:

Australia AICS:	On or in compliance with the inventory
Canada DSL Inventory List:	On or in compliance with the inventory
EINECS, ELINCS or NLP:	On or in compliance with the inventory
Japan (ENCS) List:	Not in compliance with the inventory.
China Inv. Existing Chemical Substances:	On or in compliance with the inventory
Korea Existing Chemicals Inv. (KECI):	Not in compliance with the inventory.
Canada NDSL Inventory:	Not in compliance with the inventory.
Philippines PICCS:	On or in compliance with the inventory
US TSCA Inventory:	On or in compliance with the inventory
New Zealand Inventory of Chemicals:	On or in compliance with the inventory
Japan ISHL Listing:	Not in compliance with the inventory.
Japan Pharmacopoeia Listing:	Not in compliance with the inventory.

16. Other information, including date of preparation or last revision

NFPA Hazard ID



	Flammability
	Health
	Reactivity
	Special hazard.

Hazard rating: 0 - Minimal; 1 - Slight; 2 - Moderate; 3 - Serious; 4 - Severe

Issue date: 05-16-2014

Revision date: No data available.

Version #: 1.0

Further information: No data available.

Disclaimer: THE INFORMATION PRESENTED IN THIS MATERIAL SAFETY DATA SHEET (MSDS/SDS) WAS PREPARED BY TECHNICAL PERSONNEL BASED ON DATA THAT THEY BELIEVE IN THEIR GOOD FAITH JUDGMENT IS ACCURATE. HOWEVER, THE INFORMATION PROVIDED HEREIN IS PROVIDED "AS IS," AND AVANTOR PERFORMANCE MATERIALS MAKES AND GIVES NO REPRESENTATIONS OR WARRANTIES WHATSOEVER, AND EXPRESSLY DISCLAIMS ALL WARRANTIES REGARDING SUCH INFORMATION AND THE PRODUCT TO WHICH IT RELATES, WHETHER EXPRESS, IMPLIED, OR STATUTORY, INCLUDING WITHOUT LIMITATION, WARRANTIES OF ACCURACY, COMPLETENESS, MERCHANTABILITY, NON-INFRINGEMENT, PERFORMANCE, SAFETY, SUITABILITY, STABILITY, AND FITNESS FOR A PARTICULAR PURPOSE, AND ANY WARRANTIES ARISING FROM COURSE OF DEALING, COURSE OF PERFORMANCE, OR USAGE OF TRADE. THIS MSDS/SDS IS INTENDED ONLY AS A GUIDE TO THE APPROPRIATE PRECAUTIONARY HANDLING OF THE MATERIAL BY A PROPERLY TRAINED PERSON USING THIS PRODUCT, AND IS NOT INTENDED TO BE COMPREHENSIVE AS TO THE MANNER AND CONDITIONS OF USE, HANDLING, STORAGE, OR DISPOSAL OF THE PRODUCT. INDIVIDUALS RECEIVING THIS MSDS/SDS MUST ALWAYS EXERCISE THEIR OWN INDEPENDENT JUDGMENT IN DETERMINING THE APPROPRIATENESS OF SUCH ISSUES. ACCORDINGLY, AVANTOR PERFORMANCE MATERIALS ASSUMES NO LIABILITY WHATSOEVER FOR THE USE OF OR RELIANCE UPON THIS INFORMATION. NO SUGGESTIONS FOR USE ARE INTENDED AS, AND NOTHING HEREIN SHALL BE CONSTRUED AS, A RECOMMENDATION TO INFRINGE ANY EXISTING PATENTS OR TO VIOLATE ANY FEDERAL, STATE, LOCAL, OR FOREIGN LAWS. AVANTOR PERFORMANCE MATERIALS REMINDS YOU THAT IT IS YOUR LEGAL DUTY TO MAKE ALL INFORMATION IN THIS MSDS/SDS AVAILABLE TO YOUR EMPLOYEES.

ATTACHMENT B

Community Air Monitoring Plan (CAMP)

Community Air Monitoring Plan

This Community Air Monitoring Plan (CAMP) requires real-time monitoring for volatile organic compounds (VOCs) and particulates (i.e., dust) at the downwind perimeter of each designated work area when certain activities are in progress during remedial activities at the site. The CAMP is not intended for use in establishing action levels for workers respiratory protection. Rather, its intent is to provide a measure of protection for the downwind community (i.e., off-site receptors including residences and businesses and on-site workers not directly involved with the subject work activities) from potential airborne contaminant releases as a direct result of investigative and remedial work activities. The action levels specified herein require increased monitoring, corrective actions to abate emissions, and/or work shutdown. Additionally, the CAMP helps to confirm that work activities did not spread contamination off-site through the air. The CAMP was developed in accordance with Appendices 1A & 1B of DER-10, included at the end of this CAMP.

Reliance on the CAMP should not preclude simple, common-sense measures to keep VOCs, dust, and odors at a minimum around the work areas.

Depending on the nature of known or potential contaminants at the site, real-time air monitoring for VOCs and/or particulate levels at the perimeter of the exclusion zone or work area will be necessary.

Continuous monitoring will be required for all ground intrusive activities. Ground intrusive activities include, but are not limited to, soil/waste excavation and handling, test pitting or trenching.

Periodic monitoring for VOCs will be required during non-intrusive activities such as the collection of soil and groundwater samples. "Periodic" monitoring during sample collection might reasonably consist of taking a reading upon arrival at a sample location, monitoring while opening a well cap or overturning soil, monitoring during well baling/purging, and taking a reading prior to leaving a sample location. In some instances, depending upon the proximity of potentially exposed individuals, continuing monitoring may be required during sampling activities.

Particulate Monitoring, Response Levels, and Actions

Particulate concentrations will be monitored continuously at the upwind and downwind perimeters of the exclusion zone at temporary particulate monitoring stations. The particulate monitoring will be performed using real-time monitoring equipment capable of measuring particulate matter less than 10 micrometers in size (PM-10) and capable of integrating over a period of 15 minutes (or less) for comparison to the airborne particulate action level. The equipment will be equipped with an audible alarm to indicate exceedance of the action level. In addition, fugitive dust migration will be visually assessed during all work activities.

- If the downwind PM-10 particulate level is 100 micrograms per cubic meter (mcg/m^3) greater than the background (upwind perimeter) for the 15-minute period or if airborne dust is observed leaving the work area, then dust suppression techniques will be employed. Work may continue with dust suppression techniques provided that no visible dust is migrating from the work area.
- If, after implementation of dust suppression techniques, downwind PM-10 particulate levels are greater than 150 mcg/m^3 above the upwind level, work will be stopped and a re-evaluation of activities initiated. Work can resume provided that dust suppression measures

and other controls are successful in reducing the downwind PM-10 particulate concentration to within 150 mcg/m³ of the upwind level and in preventing visible dust migration.

- All readings will be recorded and be available for State (DEC and DOH) personnel to review.

VOC Monitoring, Response Levels, and Actions

VOCs will be monitored at the downwind perimeter of the immediate work area (i.e., the exclusion zone) on a continuous basis or as otherwise specified. Upwind concentrations will be measured at the start of each workday and periodically thereafter to establish background conditions. The monitoring work will be performed using a photo ionization detector (PID) equipped with a 10.2 eV bulb. The PID will be calibrated at least daily for the contaminant(s) of concern or for an appropriate surrogate. The equipment will be capable of calculating 15-minute running average concentrations, which will be compared to the levels specified below.

- If the ambient air concentration of total organic vapors at the downwind perimeter of the work area or exclusion zone exceeds 5 parts per million (ppm) above background for the 15-minute average, work activities must be temporarily halted and monitoring continued. If the total organic vapor level readily decreases (per instantaneous readings) below 5 ppm over background, work activities can resume with continued monitoring.
- If total organic vapor levels at the downwind perimeter of the work area or exclusion zone persist at levels in excess of 5 ppm over background but less than 25 ppm, work activities will be halted, the source of the vapors identified, corrective actions taken to abate emissions, and monitoring continued. After these steps, work activities can resume provided that the total organic vapor level 200 feet downwind of the exclusion zone or half the distance to the nearest potential receptor or residential/commercial structure, whichever is less- but in no case less than 20 feet, is below 5 ppm over background for the 15-minute average.
- If the organic vapor level is above 25 ppm at the perimeter of the work area, activities will be shutdown.
- All 15-minute readings will be recorded and be available for State (DEC and DOH) personnel to review. Instantaneous readings, if any, used for decision purposes will also be recorded.

Special Requirements for Work Within 20 Feet of Potentially Exposed Individuals or Structures

When work areas are within 20 feet of potentially exposed populations or occupied structures, the continuous monitoring locations for VOCs and particulates must reflect the nearest potentially exposed individuals and the location of ventilation system intakes for nearby structures. The use of engineering controls such as vapor/dust barriers, temporary negative-pressure enclosures, or special ventilation devices should be considered to prevent exposures related to the work activities and to control dust and odors. Consideration should be given to implementing the planned activities when potentially exposed populations are at a minimum, such as during weekends or evening hours in non-residential settings.

- If total VOC concentrations opposite the walls of occupied structures or next to intake vents exceed 1 ppm, monitoring should occur within the occupied structure(s). Depending upon the nature of contamination, chemical-specific colorimetric tubes of sufficient sensitivity may be necessary for comparing the exposure point concentrations with appropriate pre-determined response levels (response actions should also be predetermined). Background readings in the occupied spaces must be taken prior to commencement of the planned work. Any unusual background readings should be discussed with NYSDOH prior to commencement of the work.

- If total particulate concentrations opposite the walls of occupied structures or next to intake vents exceed 150 mcg/m³, work activities should be suspended until controls are implemented and are successful in reducing the total particulate concentration to 150 mcg/m³ or less at the monitoring point.
- Depending upon the nature of contamination and remedial activities, other parameters (e.g., explosivity, oxygen, hydrogen sulfide, carbon monoxide) may also need to be monitored. Response levels and actions should be pre-determined, as necessary, for each site.

Special Requirements for Indoor Work with Co-Located Residences or Facilities

Unless a self-contained, negative-pressure enclosure with proper emission controls will encompass the work area, all individuals not directly involved with the planned work must be absent from the room in which the work will occur. Monitoring requirements shall be as stated above under "Special Requirements for Work Within 20 Feet of Potentially Exposed Individuals or Structures" except that in this instance "nearby/occupied structures" would be adjacent occupied rooms. Additionally, the location of all exhaust vents in the room and their discharge points, as well as potential vapor pathways (openings, conduits, etc.) relative to adjoining rooms, should be understood and the monitoring locations established accordingly. In these situations, it is strongly recommended that exhaust fans or other engineering controls be used to create negative air pressure within the work area during remedial activities. Additionally, it is strongly recommended that the planned work be implemented during hours (e.g. weekends or evenings) when building occupancy is at a minimum.

Appendix 1A

New York State Department of Health Generic Community Air Monitoring Plan

Overview

A Community Air Monitoring Plan (CAMP) requires real-time monitoring for volatile organic compounds (VOCs) and particulates (i.e., dust) at the downwind perimeter of each designated work area when certain activities are in progress at contaminated sites. The CAMP is not intended for use in establishing action levels for worker respiratory protection. Rather, its intent is to provide a measure of protection for the downwind community (i.e., off-site receptors including residences and businesses and on-site workers not directly involved with the subject work activities) from potential airborne contaminant releases as a direct result of investigative and remedial work activities. The action levels specified herein require increased monitoring, corrective actions to abate emissions, and/or work shutdown. Additionally, the CAMP helps to confirm that work activities did not spread contamination off-site through the air.

The generic CAMP presented below will be sufficient to cover many, if not most, sites. Specific requirements should be reviewed for each situation in consultation with NYSDOH to ensure proper applicability. In some cases, a separate site-specific CAMP or supplement may be required. Depending upon the nature of contamination, chemical- specific monitoring with appropriately-sensitive methods may be required. Depending upon the proximity of potentially exposed individuals, more stringent monitoring or response levels than those presented below may be required. Special requirements will be necessary for work within 20 feet of potentially exposed individuals or structures and for indoor work with co-located residences or facilities. These requirements should be determined in consultation with NYSDOH.

Reliance on the CAMP should not preclude simple, common-sense measures to keep VOCs, dust, and odors at a minimum around the work areas.

Community Air Monitoring Plan

Depending upon the nature of known or potential contaminants at each site, real-time air monitoring for VOCs and/or particulate levels at the perimeter of the exclusion zone or work area will be necessary. Most sites will involve VOC and particulate monitoring; sites known to be contaminated with heavy metals alone may only require particulate monitoring. If radiological contamination is a concern, additional monitoring requirements may be necessary per consultation with appropriate DEC/NYSDOH staff.

Continuous monitoring will be required for all ground intrusive activities and during the demolition of contaminated or potentially contaminated structures. Ground intrusive activities include, but are not limited to, soil/waste excavation and handling, test pitting or trenching, and the installation of soil borings or monitoring wells.

Periodic monitoring for VOCs will be required during non-intrusive activities such as the collection of soil and sediment samples or the collection of groundwater samples from existing monitoring wells. "Periodic" monitoring during sample collection might reasonably consist of taking a reading upon arrival at a sample location, monitoring while opening a well cap or

overturning soil, monitoring during well baling/purging, and taking a reading prior to leaving a sample location. In some instances, depending upon the proximity of potentially exposed individuals, continuous monitoring may be required during sampling activities. Examples of such situations include groundwater sampling at wells on the curb of a busy urban street, in the midst of a public park, or adjacent to a school or residence.

VOC Monitoring, Response Levels, and Actions

Volatile organic compounds (VOCs) must be monitored at the downwind perimeter of the immediate work area (i.e., the exclusion zone) on a continuous basis or as otherwise specified. Upwind concentrations should be measured at the start of each workday and periodically thereafter to establish background conditions, particularly if wind direction changes. The monitoring work should be performed using equipment appropriate to measure the types of contaminants known or suspected to be present. The equipment should be calibrated at least daily for the contaminant(s) of concern or for an appropriate surrogate. The equipment should be capable of calculating 15-minute running average concentrations, which will be compared to the levels specified below.

1. If the ambient air concentration of total organic vapors at the downwind perimeter of the work area or exclusion zone exceeds 5 parts per million (ppm) above background for the 15-minute average, work activities must be temporarily halted and monitoring continued. If the total organic vapor level readily decreases (per instantaneous readings) below 5 ppm over background, work activities can resume with continued monitoring.
2. If total organic vapor levels at the downwind perimeter of the work area or exclusion zone persist at levels in excess of 5 ppm over background but less than 25 ppm, work activities must be halted, the source of vapors identified, corrective actions taken to abate emissions, and monitoring continued. After these steps, work activities can resume provided that the total organic vapor level 200 feet downwind of the exclusion zone or half the distance to the nearest potential receptor or residential/commercial structure, whichever is less - but in no case less than 20 feet, is below 5 ppm over background for the 15-minute average.
3. If the organic vapor level is above 25 ppm at the perimeter of the work area, activities must be shutdown.
4. All 15-minute readings must be recorded and be available for State (DEC and NYSDOH) personnel to review. Instantaneous readings, if any, used for decision purposes should also be recorded.

Particulate Monitoring, Response Levels, and Actions

Particulate concentrations should be monitored continuously at the upwind and downwind perimeters of the exclusion zone at temporary particulate monitoring stations. The particulate monitoring should be performed using real-time monitoring equipment capable of measuring particulate matter less than 10 micrometers in size (PM-10) and capable of integrating over a period of 15 minutes (or less) for comparison to the airborne particulate action level. The equipment must be equipped with an audible alarm to indicate exceedance of the action level. In addition, fugitive dust migration should be visually assessed during all work activities.

1. If the downwind PM-10 particulate level is 100 micrograms per cubic meter (mcg/m^3) greater than background (upwind perimeter) for the 15-minute period or if airborne dust is observed leaving the work area, then dust suppression techniques must be employed. Work may continue with dust suppression techniques provided that downwind PM-10 particulate levels do not exceed $150 \text{ mcg}/\text{m}^3$ above the upwind level and provided that no visible dust is migrating from the work area.

2. If, after implementation of dust suppression techniques, downwind PM-10 particulate levels are greater than $150 \text{ mcg}/\text{m}^3$ above the upwind level, work must be stopped and a re-evaluation of activities initiated. Work can resume provided that dust suppression measures and other controls are successful in reducing the downwind PM-10 particulate concentration to within $150 \text{ mcg}/\text{m}^3$ of the upwind level and in preventing visible dust migration.

3. All readings must be recorded and be available for State (DEC and NYSDOH) and County Health personnel to review.

December 2009

Appendix 1B

Fugitive Dust and Particulate Monitoring

A program for suppressing fugitive dust and particulate matter monitoring at hazardous waste sites is a responsibility on the remedial party performing the work. These procedures must be incorporated into appropriate intrusive work plans. The following fugitive dust suppression and particulate monitoring program should be employed at sites during construction and other intrusive activities which warrant its use:

1. Reasonable fugitive dust suppression techniques must be employed during all site activities which may generate fugitive dust.
2. Particulate monitoring must be employed during the handling of waste or contaminated soil or when activities on site may generate fugitive dust from exposed waste or contaminated soil. Remedial activities may also include the excavation, grading, or placement of clean fill. These control measures should not be considered necessary for these activities.
3. Particulate monitoring must be performed using real-time particulate monitors and shall monitor particulate matter less than ten microns (PM₁₀) with the following minimum performance standards:
 - (a) Objects to be measured: Dust, mists or aerosols;
 - (b) Measurement Ranges: 0.001 to 400 mg/m³ (1 to 400,000 :ug/m³);
 - (c) Precision (2-sigma) at constant temperature: +/- 10 :g/m³ for one second averaging; and +/- 1.5 g/m³ for sixty second averaging;
 - (d) Accuracy: +/- 5% of reading +/- precision (Referred to gravimetric calibration with SAE fine test dust (mmd= 2 to 3 :m, g= 2.5, as aerosolized);
 - (e) Resolution: 0.1% of reading or 1g/m³, whichever is larger;
 - (f) Particle Size Range of Maximum Response: 0.1-10;
 - (g) Total Number of Data Points in Memory: 10,000;
 - (h) Logged Data: Each data point with average concentration, time/date and data point number
 - (i) Run Summary: overall average, maximum concentrations, time/date of maximum, total number of logged points, start time/date, total elapsed time (run duration), STEL concentration and time/date occurrence, averaging (logging) period, calibration factor, and tag number;
 - (j) Alarm Averaging Time (user selectable): real-time (1-60 seconds) or STEL (15 minutes), alarms required;
 - (k) Operating Time: 48 hours (fully charged NiCd battery); continuously with charger;
 - (l) Operating Temperature: -10 to 50° C (14 to 122° F);
 - (m) Particulate levels will be monitored upwind and immediately downwind at the working site and integrated over a period not to exceed 15 minutes.
4. In order to ensure the validity of the fugitive dust measurements performed, there must be appropriate Quality Assurance/Quality Control (QA/QC). It is the responsibility of the remedial party to adequately supplement QA/QC Plans to include the following critical features: periodic instrument calibration, operator training, daily instrument performance (span) checks, and a record keeping plan.
5. The action level will be established at 150 ug/m³ (15 minutes average). While conservative,

this short-term interval will provide a real-time assessment of on-site air quality to assure both health and safety. If particulate levels are detected in excess of 150 ug/m³, the upwind background level must be confirmed immediately. If the working site particulate measurement is greater than 100 ug/m³ above the background level, additional dust suppression techniques must be implemented to reduce the generation of fugitive dust and corrective action taken to protect site personnel and reduce the potential for contaminant migration. Corrective measures may include increasing the level of personal protection for on-site personnel and implementing additional dust suppression techniques (see paragraph 7). Should the action level of 150 ug/m³ continue to be exceeded work must stop and DER must be notified as provided in the site design or remedial work plan. The notification shall include a description of the control measures implemented to prevent further exceedances.

6. It must be recognized that the generation of dust from waste or contaminated soil that migrates off-site, has the potential for transporting contaminants off-site. There may be situations when dust is being generated and leaving the site and the monitoring equipment does not measure PM₁₀ at or above the action level. Since this situation has the potential to allow for the migration of contaminants off-site, it is unacceptable. While it is not practical to quantify total suspended particulates on a real-time basis, it is appropriate to rely on visual observation. If dust is observed leaving the working site, additional dust suppression techniques must be employed. Activities that have a high dusting potential--such as solidification and treatment involving materials like kiln dust and lime--will require the need for special measures to be considered.

7. The following techniques have been shown to be effective for the controlling of the generation and migration of dust during construction activities:

- (a) Applying water on haul roads;
- (b) Wetting equipment and excavation faces;
- (c) Spraying water on buckets during excavation and dumping;
- (d) Hauling materials in properly tarped or watertight containers;
- (e) Restricting vehicle speeds to 10 mph;
- (f) Covering excavated areas and material after excavation activity ceases; and
- (g) Reducing the excavation size and/or number of excavations.

Experience has shown that the chance of exceeding the 150ug/m³ action level is remote when the above-mentioned techniques are used. When techniques involving water application are used, care must be taken not to use excess water, which can result in unacceptably wet conditions. Using atomizing sprays will prevent overly wet conditions, conserve water, and provide an effective means of suppressing the fugitive dust.

8. The evaluation of weather conditions is necessary for proper fugitive dust control. When extreme wind conditions make dust control ineffective, as a last resort remedial actions may need to be suspended. There may be situations that require fugitive dust suppression and particulate monitoring requirements with action levels more stringent than those provided above. Under some circumstances, the contaminant concentration and/or toxicity may require additional monitoring to protect site personnel and the public. Additional integrated sampling and chemical analysis of the dust may also be in order. This must be evaluated when a health and safety plan is developed and when appropriate suppression and monitoring requirements are established for protection of health and the environment.