Known for excellence.
Built on trust.

Geotechnical
Environmental
Ecological
Water
Construction Management

GZA GeoEnvironmental of New York
104 West 29th Street
10th Floor
New York, NY 10001
T: 212.594.8140
F: 212.279.8180
www.gza.com

February 3, 2025

Jolene Lozewski, PG
Division of Environmental Remediation Unit, Bureau A
New York State Department of Environmental Conservation
625 Broadway
Albany, NY 12233-4500

Re: Addendum to the Remedial Investigation Work Plan
55 Eckford Street, Brooklyn, New York
BCP Site No. C224168

Dear Ms. Lozewski:

On behalf of the 55 Eckford St, LLC (Owner), GZA GeoEnvironmental of New York is submitting this Addendum to the Remedial Investigation Work Plan to continue to investigate the property located at 55 Eckford Street, Brooklyn, NY (Site) and will be implemented as part of the Owner's compliance to the New York State Department of Environmental Conservation (NYSDEC) Brownfield Cleanup Program (BCP) requirements under Site No. C224168.

REMEDIAL INVESTIGATION PROGRESS

Pursuant to the NYSDEC-approved RIWP, dated November 20, 2024, we have performed the following scope of work summarized below and on **Table 1**:

Soil

- Advancement of ten (10) soil borings to a maximum depth of 20 feet below ground surface (ft bgs) (or 10 feet below cellar slab [ft bcs]). Seven (7) of the borings were located at the exterior portion of the partially constructed building structure. Three (3) of the borings were located within the cellar of the partially constructed building structure.
- Collection and laboratory analyses of six (6) soil samples from the exterior borings for a total of 42 samples, and three (3) samples from the interior cellar borings for a total of 9 samples. All together 51 soil samples were collected for laboratory analyses.

Groundwater

- Conversion of six (6) soil borings to permanent stick-up monitoring wells.
- Gauging and development of the permanent monitoring wells.
- Collection and laboratory analyses of six (6) groundwater samples.

Soil Gas

- Advancement of eight (8) soil vapor points down to just 2 feet above the groundwater interface.
- Collection and laboratory analyses of eight soil vapor samples.

Outdoor Air

- Collection and laboratory analyses of two outdoor ambient air samples.

GZA summarized and compared the preliminary soil laboratory analytical results to the 6 NYCRR 375-6.7(b) soil cleanup objectives (SCOs) namely: the Unrestricted Use SCOs (UUSCOs), Residential Use SCOs (RUSCOs), and the Protection of Groundwater Use SCOs (PGWSCOs) and identified contaminants of concern (COCs) namely SVOCs, lead, arsenic and mercury, at concentrations exceeding the SCOs. The COCs were identified at termination depths of the exterior borings (i.e., 20 ft bgs) at GZ-01, GZ-02, GZ-03, GZ-04, GZ-06, and GZ-07, and at termination depths of the interior borings (i.e., 10 ft bcs) at GZ-08, GZ-09, and GZ-10. The preliminary soil analytical results are included in **Tables 2 to 6**. The soil exceedances are presented in spider diagrams included as **Figures 1A to 1C**.

PROPOSED ADDENDUM TO THE REMEDIAL INVESTIGATION WORK PLAN

In order to fully understand the extent of the contamination and to aid us in the preparation of a conceptual site model for the Remedial Action Work Plan, GZA proposes to extend the soil borings. The three exterior borings (GZ-01, GZ-02, GZ-03, GZ-04, GZ-06, and GZ-07) will be extended down to the 30 ft bgs, while the three interior borings (GZ-08, GZ-09, and GZ-10) will be extended down to 20 ft bcs. Soil samples will be collected at every 3 to 4 feet, for a total of twenty four (24) soil samples, and will be analyzed for:

- Target compound list (TCL) semi-volatile organic compounds by EPA Method 8270
- Target analyte list (TAL) metals by EPA Method 6010/7000

Summary of Addendum to the Remedial Investigation Work Plan

Sample Name	Location	Sample / Boring Termination Depth (feet below ground surface (bgs) or cellar slab (bcs)	Approximate Number of Samples	Rationale for Sampling	Sample Name and Laboratory Analysis
Soil					**Analyses**
GZ-01	Approximately 20 feet east and 10 feet south of the northwest property corner	30 ft bgs	3	To characterize soil conditions and delineate extent and depths of contamination outside of the existing structure	GZ-01 (20-23 ft bgs) – TAL Metals; GZ-01 (23-26 ft bgs) – TAL Metals; and GZ-01 (26-30 ft bgs) – TAL Metals
GZ-02	Approximately 35 feet south and 3 feet east of the northwest property corner	30 ft bgs	3		GZ-02 (20-23 ft bgs) – SVOCs, TAL Metals; GZ-02 (23-26 ft bgs) – SVOCs, TAL Metals; and GZ-02 (26-30 ft bgs) – SVOCs, TAL Metals
GZ-03	Approximately 18.5 feet east and 18.5 feet north from the southwest property corner	30 ft bgs	3		GZ-03 (20-23 ft bgs) – TAL Metals; GZ-03 (23-26 ft bgs) – TAL Metals; and GZ-03 (26-30 ft bgs) – TAL Metals
GZ-04	Approximately 65 feet east and 5 feet north from the southwest property corner	30 ft bgs	3		GZ-04 (20-23 ft bgs) – SVOCs, TAL Metals; GZ-04 (23-26 ft bgs) – SVOCs, TAL Metals; and GZ-04 (26-30 ft bgs) – SVOCs, TAL Metals
GZ-06	Approximately 17 feet south and 17 feet west of the northeast property corner	30 ft bgs	3		GZ-06 (20-23 ft bgs) – TAL Metals; GZ-06 (23-26 ft bgs) – TAL Metals; and GZ-06 (26-30 ft bgs) – TAL Metals
GZ-07	Approximately 16.5 feet south and 40 feet west of the northeast property corner	30 ft bgs	3		GZ-07 (20-23 ft bgs) – TAL Metals; GZ-07 (23-26 ft bgs) – TAL Metals; and GZ-07 (26-30 ft bgs) – TAL Metals

Sample Name	Location	Sample / Boring Termination Depth (feet below ground surface (bgs) or cellar slab (bcs)	Approximate Number of Samples	Rationale for Sampling	Sample Name and Laboratory Analysis
Soil					**Analyses**
GZ-08	Approximately 30 feet south and 25 feet east of the northwest property corner	20 ft bcs	3	To characterize soil conditions and delineate extent and depths of contamination below existing cellar and structure.	GZ-08 (10-13 ft bcs) – TAL Metals; GZ-08 (13-16 6ft bcs) -TAL Metals; and GZ-08 (16-20 ft bcs) – TAL Metals
GZ-09	Approximately 43 feet west and 45 feet south of the northeast property corner	20 ft bcs	3		GZ-09 (10-13 ft bcs) – TAL Metals; GZ-09 (13-16 6ft bcs) -TAL Metals; and GZ-09 (16-20 ft bcs) – TAL Metals
GZ-10	Approximately 11 feet north and 20 feet west of the southeast property corner	20 ft bcs	3		GZ-10 (10-13 ft bcs) – TAL Metals; GZ-10 (13-16 6ft bcs) -TAL Metals; and GZ-10 (16-20 ft bcs) – TAL Metals

Field QA/QC procedures will be used to document that samples are representative of actual conditions at the Site. Laboratory QA/QC procedures and analyses will be used to demonstrate whether analytical results have been biased either by interfering compounds in the sample matrix, or by laboratory techniques that may have introduced systematic or random errors to the analytical process. QA/QC samples (field and trip blanks, duplicates, etc.) will be collected and analyzed at a New York State Department of Health (NYSDOH) Environmental Laboratory Approval Program (ELAP)-certified laboratory in accordance with the NYSDEC-approved Quality Assurance Project Plan and Field Sampling Plan Included as **Appendix A**.

GZA will coordinate with the laboratory to prepare the results in Electronic Data Deliverables (EDDs) format compatible with EQuIS that can be uploaded into an EQuIS database for storage and development of tables or output to other data analysis tools and GIS as needed. GZA will have a data validate evaluate the data package for inclusion into a DUSR that will subsequently be prepared to document the usability of the data. Additional details regarding QA/QC and data management and validation are included in **Appendix A**.

The work outlined above will be completed under a NYSDEC-approved and GZA site-specific Health and Safety Plan (HASP) in accordance with OSHA Hazardous Waste Operations and Emergency Response (HAZWOPER) regulations. A photoionization detector (PID) with 11.7 eV lamp (e.g. ppbRAE 3000 or equivalent) will be used to monitor the breathing zone of workers performing investigative activities in areas where there is a potential for the presence of organic vapors (i.e., groundwater and soil vapor sampling). A dust meter will also be used to screen for dust in the breathing zone that has the potential presence of metal contamination. GZA anticipates the work will be completed in Modified Level D personal protective equipment (PPE); however, workers will be prepared to elevate to more protective PPE based on the conditions encountered during field activities. Real-time air monitoring for VOCs and particulate levels at the perimeter of the exclusion zone or work area will be performed in accordance with the NYSDEC-approved Community Air Monitoring Plan (CAMP).

REPORTING

Upon completion of the field activities, the results will be incorporated into the Final Remedial Investigation Report (RIR) that will be prepared to document the findings of the investigations performed at the Site and the proposed remedy. The RIR will be consistent with the specifications presented in the DER-10 document and will include:

- An executive summary;
- A site description and history;
- Summary information regarding previous investigations and remedial work performed at the Site;
- Descriptions of field activities performed;
- A summary of pertinent field observations, field measurements, and laboratory analytical data summarized in tabular format - analytical results will be compared to appropriate NYSDEC guidance and standards;
- Spider figures summarizing the laboratory analytical results and showing comparison to applicable NYSDEC guidance and standards;
- Plan view and cross-section figures presenting laboratory analytical data and field observations of surface and subsurface soil and groundwater impacts. A minimum of two profiles will be developed, one perpendicular to and one parallel with groundwater flow direction at the Site;
- A qualitative human health risk assessment which assesses the sources of impact, on and off-site human and ecological receptors, and exposure pathways;
- A data usability review and DUSRs for the laboratory data collected during the RI;
- An integration of field observations and measurements with laboratory analytical data to evaluate the nature and extent of impacts and to develop a site conceptual model of potential contaminant migration;
- A set of conclusions for the investigation; and
- Recommendations

Data collected during the RI will be submitted in the Department's Environmental Information Management System (EIMS) format for Electronic Data Delivery (EDD).

PROJECT SCHEDULE

With this addendum, our anticipated revised BCP schedule is summarized below:

Description	Anticipated RI Schedule
Performance of the RI	December 2024 to January 2025
Performance of the RIWP Addendum	February 6, 2025
Complete RIR and submit to NYSDEC	February 2025 to March 2025

For a full summary of the anticipated BCP Project Milestones refer to the schedule provided in **Appendix B**. We note that the proposed schedule may be adjusted if unforeseen delays occur due to inclement weather,

Department of Transportation (DOT) permit approval, drill rig availability or other conditions that are beyond GZA's control.

Should you have any questions or comments, call Victoria Whelan at (631) 664-6477. Thank you for your assistance.

Very truly yours,

GZA GEOENVIRONMENTAL OF NEW YORK

Reinbill P. Maniquez, CHMM
Senior Project Manager

Victoria Whelan, PG
Associate Principal

eCC: Bob Corcoran, NYSDEC
Daniel Kaykov, 55 Eckford St LLC
Karen Tyll, Tyll Engineering and Consulting PC

Attachments:

TABLES

TABLE 1	Sample Collection Summary
TABLE 2	Volatile Organic Compounds in Soil
TABLE 3	Semi-volatile Organic Compounds in Soil
TABLE 4	Total Metals in Soil
TABLE 5	Pesticides, Polychlorinated Biphenyls, and Herbicides in Soil
TABLE 6	Per- and Polyfluoroalkyl Substances in Soil

FIGURES

FIGURE 1A	VOCs, SVOCs, Pesticides in Soil
FIGURE 1B	Metals in Soil
FIGURE 1C	Arsenic, Lead and Mercury in Soil

ATTACHMENTS

Attachment A	Field Sampling Plan and Quality Assurance Project Plan
Attachment B	BCP Project Milestones

TABLES

Table 1 - Sample Summary and Rationale
55 Eckford Street
Brooklyn, NY

Remedial Investigation Report
BCP Site No. C224168

Sample Name	Location	Sample / Boring Termination Depth (feet below ground level and cellar level)	Approximate Number of Samples	Rationale for Sampling	Laboratory Analysis
Soil					**Analyses**
GZ-01	Approximately 20 feet east and 10 feet south of the northwest property corner	20	5	To characterize soil conditions and delineate extent and depths of contamination outside of the existing structure	GZ-01(0-2 in) - Focused; GZ-01 (0-2 ft bgs) - Full suite; GZ-01 (4-6ft bgs) -Focused +PFAS; GZ-01 (8-10 ft bgs) - Full suite; GZ-01 (12-14 ft bgs) - Focused; and GZ-01 (18-20 ft bgs) - Focused
GZ-02	Approximately 35 feet south and 3 feet east of the northwest property corner	20	5		GZ-02(0-2 in) - Focused; GZ-02 (0-2 ft bgs) - Full suite; GZ-02 (4-6ft bgs) -Focused +PFAS; GZ-02 (8-10 ft bgs) - Full suite; GZ-02 (12-14 ft bgs) - Focused; and GZ-02 (18-20 ft bgs) - Focused
GZ-03	Approximately 18.5 feet east and 18.5 feet north from the southwest property corner	20	5		GZ-03(0-2 in) - Focused; GZ-03 (0-2 ft bgs) - Full suite; GZ-03(4-6ft bgs) -Focused +PFAS;GZ-03 (8-10 ft bgs) - Full suite; GZ-03 (12-14 ft bgs) - Focused; and GZ-03 (18-20 ft bgs) - Focused
GZ-04	Approximately 65 feet east and 5 feet north from the southwest property corner	20	5		GZ-04(0-2 in) - Focused; GZ-04 (0-2 ft bgs) - Full suite; GZ-04 (4-6ft bgs) -Focused +PFAS; GZ-04 (8-10 ft bgs) - Full suite; GZ-04 (12-14 ft bgs) - Focused; and GZ-04 (18-20 ft bgs) - Focused
GZ-05	Approximately 60 feet south and 12 feet west from the northeast property corner	20	5		GZ-05(0-2 in) - Focused; GZ-05 (0-2 ft bgs) - Full suite; GZ-05 (4-6ft bgs) -Focused +PFAS; GZ-05 (8-10 ft bgs) - Full suite; GZ-05 (12-14 ft bgs) - Focused; and GZ-05 (18-20 ft bgs) - Focused
GZ-06	Approximately 17 feet south and 17 feet west of the northeast property corner	20	5		GZ-06(0-2 in) - Focused; GZ-06 (0-2 ft bgs) - Full suite; GZ-06 (4-6ft bgs) -Focused +PFAS; GZ-06 (8-10 ft bgs) - Full suite; GZ-06 (12-14 ft bgs) - Focused; and GZ-06 (18-20 ft bgs) - Focused
GZ-07	Approximately 16.5 feet south and 40 feet west of the northeast property corner	20	5		GZ-07(0-2 in) - Focused; GZ-07 (0-2 ft bgs) - Full suite; GZ-07 (4-6ft bgs) -Focused +PFAS; GZ-07 (12-14 ft bgs) - Focused; and GZ-07 (18-20 ft bgs) - Focused
GZ-08	Approximately 30 feet south and 25 feet east of the northwest property corner	10	3	To characterize soil conditions and delineate extent and depths of contamination below existing cellar and structure.	GZ-08 (0-2 ft bcs) - Full Suite ; GZ-08 (4-6ft bcs) -Focused; and GZ-08 (8-10 ft bcs) - Focused
GZ-09	Approximately 43 feet west and 45 feet south of the northeast property corner	10	3		GZ-09 (0-2 ft bcs) - Full Suite ; GZ-09 (4-6ft bcs) -Focused; and GZ-09 (8-10 ft bcs) - Focused
GZ-10	Approximately 11 feet north and 20 feet west of the southeast property corner	10	3		GZ-10 (0-2 ft bcs) - Full Suite ; GZ-10 (4-6ft bcs) -Focused; and GZ-10 (8-10 ft bcs) - Focused

Soil Analysis Description

Full Suite : TCL VOCs + TICs, including 1-4 Dioxane (EPA Method SW 846 8260, isotope dilution for 1-4 Dioxane), TCL SVOCs + TICs (EPA Method 8270), TAL metals (EPA Methods SW 846 6010/6020/7470) + cyanide (EPA Method SW 846 9010/9012) and hexavalent chromium, pesticides/herbicides/PCBs (EPA Methods SW 846 8081/8151/8082), Per- and polyfluoroalkyl substances (EPA Method 1633)

Focused : TCL VOCs + TICs, including 1-4 Dioxane (EPA Method SW 846 8260, isotope dilution for 1-4 Dioxane), TCL SVOCs + TICs (EPA Method 8270), TAL metals (EPA Methods SW 846 6010/6020/7470) + cyanide (EPA Method SW 846 9010/9012) and hexavalent chromium

Notes:
ft bgs = feet below ground surface
ft bcs = feet below cellar slab
TCL = Target Compound List
TAL = Target Analyte List
VOCs + TICs = volatile organic compounds plus tentatively identified compounds
SVOCs + TICs = semi-volatile organic compounds plus tentatively identified compounds
PCBs = polychlorinated biphenyls
PFAS = per and polyfluoroalkyl substances

Table 1 - Sample Summary and Rationale
55 Eckford Street
Brooklyn, NY

Remedial Investigation Report
BCP Site No. C224168

Sample Name	Location	Sample / Boring Termination Depth	Approximate Number of Samples	Rationale for Sampling	Laboratory Analysis
Soil Vapor					**Analysis**
GSV-01	Approximately 5.5 feet south and 25 feet east of northwest property corner	2 feet above water table	1	To characterize the soil vapor and delineate the extent of impacts	EPA Method TO-15 for VOCs
GSV-02	Approximately 35 feet south and 3 feet east of the northwest property corner	2 feet above water table	1		
GSV-03	Approximately 20 feet north and 25 feet east of southwest property corner	2 feet above water table	1		
GSV-04	Approximately 5 feet north and 65 feet east of southwest property corner	2 feet above water table	1		
GSV-05	Approximately 10 feet west and 58 feet south of northeast property corner	2 feet above water table	1		
GSV-06	Approximately 20 feet west and 5 feet south of northeast property corner	2 feet above water table	1		
GSV-07	Approximately 38 feet east and 48 feet north of southwest property corner	2 feet above water table	1		
GSV-08	Approximately 26 feet north and 67 feet east of southwest property corner	2 feet above water table	1		
Ambient Air/Indoor Air					**Analysis**
OA-01	Approximately 68 feet east and 50 feet north of southwest property corner	3 feet above ground surface	1	To characterize the concentration of VOCs in ambient air and analyze vapor intrusion of the existing cellar	EPA Method TO-15 for VOCs
OA-02	Approximately 8 feet east and 45 feet north of southwest property corner	3 feet above ground surface	1		

Sample Name	Location	Sample / Boring Termination Depth (feet below ground surface)	Approximate Number of Samples	Rationale for Sampling	Laboratory Analysis
Groundwater - Permanent Wells					**Analyses**
GMW-01	Approximately 20 feet east and 10 feet south of the northwest property corner	20	1	To characterize the groundwater conditions at the Site	Full Suite
GMW-02	Approximately 40 feet north and 6 feet west of the southeast property corner	20	1		Full Suite
GMW-03	Approximately 18.5 feet east and 18.5 feet north from the southwest property corner	20	1		Full Suite
GMW-04	Approximately 65 feet east and 5 feet north from the southwest property corner	20	1		Full Suite
GMW-05	Approximately 60 feet south and 12 feet west from the northeast property corner	20	1		Full Suite
GMW-06	Approximately 17 feet south and 17 feet west of the northeast property corner	20	1		Full Suite

Notes:

Based on the Previous Phase II Reports, the water table is anticipated to be between 7 to 13 feet below ground surface, or 10 to 13 feet below ground surface.

Groundwater Analysis Description

Full Suite: TCL VOCs + TICs, including 1-4 Dioxane (EPA Method SW 846 8260, isotope dilution for 1-4 Dioxane), TCL SVOCs + TICs (EPA Method SW 846 8270), pesticides/herbicides/PCBs (EPA Methods SW 846 8081/8151/8082), total and dissolved TAL metals (EPA Methods SW 846 6010/6020/7470), cyanide (EPA Method SW 846 9010/9012), and mercury (EPA Method SW 846 7471); PFAS (EPA Method 1633)

Table 2 - Volatile Organic Compounds in Soil
55 Eckford Street
Brooklyn, NY

Remedial Investigation Report
BCP Site No. C224168

LOCATION	Part 375 Unrestricted Use SCOs	Part 375 Residential Use SCOs	Part 375 Protection of Groundwater SCOs	GZ-01A (0-2in bgs)		GZ-01B (0-2ft bgs)		GZ-01C (4-6ft bgs)		GZ-01D (8-10ft bgs)		GZ-01E (12-14ft bgs)		GZ-01F (18-20ft bgs)	
LAB SAMPLE ID				24L0931-01		24L0931-02		24L0931-03		24L0931-04		24L0931-05		24L0931-06	
SAMPLE DATE				12/12/2024 8:00:00 AM		12/12/2024 8:20:00 AM		12/12/2024 8:10:00 AM		12/12/2024 8:40:00 AM		12/12/2024 8:50:00 AM		12/12/2024 8:30:00 AM	
				Results	Qual	Results	Qual	Results	Qual	Results	Qual	Results	Qual	Results	Qual
Volatile Organic Compounds (VOC) BY EPA Method 5035/8260 (mg/kg)															
1,1,1,2-Tetrachloroethane	~	~	~	0.0024	U	0.0022	U	0.0029	U	0.0024	U	0.0022	U	0.0022	U
1,1,1-Trichloroethane	0.68	100	0.68	0.0024	U	0.0022	U	0.0029	U	0.0024	U	0.0022	U	0.0022	U
1,1,2,2-Tetrachloroethane	~	~	~	0.0024	U	0.0022	U	0.0029	U	0.0024	U	0.0022	U	0.0022	U
1,1,2-Trichloro-1,2,2-trifluoroethane	~	~	~	0.0024	U	0.0022	U	0.0029	U	0.0024	U	0.0022	U	0.0022	U
1,1,2-Trichloroethane	~	~	~	0.0024	U	0.0022	U	0.0029	U	0.0024	U	0.0022	U	0.0022	U
1,1-Dichloroethane	0.27	19	0.27	0.0024	U	0.0022	U	0.0029	U	0.0024	U	0.0022	U	0.0022	U
1,1-Dichloroethylene	0.33	100	0.33	0.0024	U	0.0022	U	0.0029	U	0.0024	U	0.0022	U	0.0022	U
1,1-Dichloropropylene	~	~	~	0.0024	U	0.0022	U	0.0029	U	0.0024	U	0.0022	U	0.0022	U
1,2,3-Trichlorobenzene	~	~	~	0.0024	U	0.0022	U	0.0029	U	0.0024	U	0.0022	U	0.0022	U
1,2,3-Trichloropropane	~	~	~	0.0024	U	0.0022	U	0.0029	U	0.0024	U	0.0022	U	0.0022	U
1,2,4,5-Tetramethylbenzene	~	~	~	0.0024	U	0.0022	U	0.0029	U	0.0024	U	0.0022	U	0.0022	U
1,2,4-Trichlorobenzene	~	~	~	0.0024	U	0.0022	U	0.0029	U	0.0024	U	0.0022	U	0.0022	U
1,2,4-Trimethylbenzene	3.6	47	3.6	0.0024	U	0.0022	U	0.0029	U	0.0024	U	0.0022	U	0.0022	U
1,2-Dibromo-3-chloropropane	~	~	~	0.0024	U	0.0022	U	0.0029	U	0.0024	U	0.0022	U	0.0022	U
1,2-Dibromoethane	~	~	~	0.0024	U	0.0022	U	0.0029	U	0.0024	U	0.0022	U	0.0022	U
1,2-Dichlorobenzene	1.1	100	1.1	0.0024	U	0.0022	U	0.0029	U	0.0024	U	0.0022	U	0.0022	U
1,2-Dichloroethane	0.02	2.3	0.02	0.0024	U	0.0022	U	0.0029	U	0.0024	U	0.0022	U	0.0022	U
1,2-Dichloropropane	~	~	~	0.0024	U	0.0022	U	0.0029	U	0.0024	U	0.0022	U	0.0022	U
1,3,5-Trimethylbenzene	8.4	47	8.4	0.0024	U	0.0022	U	0.0029	U	0.0024	U	0.0022	U	0.0022	U
1,3-Dichlorobenzene	2.4	17	2.4	0.0024	U	0.0022	U	0.0029	U	0.0024	U	0.0022	U	0.0022	U
1,3-Dichloropropane	~	~	~	0.0024	U	0.0022	U	0.0029	U	0.0024	U	0.0022	U	0.0022	U
1,4-Dichlorobenzene	1.8	9.8	1.8	0.0024	U	0.0022	U	0.0029	U	0.0024	U	0.0022	U	0.0022	U
1,4-Dioxane	0.1	9.8	0.1	0.047	U	0.044	U	0.057	U	0.049	U	0.045	U	0.045	U
2,2-Dichloropropane	~	~	~	0.0024	U	0.0022	U	0.0029	U	0.0024	U	0.0022	U	0.0022	U
2-Butanone	0.12	100	0.12	0.0024	U	0.0022	U	0.0029	U	0.0024	U	0.0038	J	0.0028	J
2-Chloroethylvinyl ether	~	~	~	0.0094	U	0.0089	U	0.011	U	0.0098	U	0.009	U	0.009	U
2-Chlorotoluene	~	~	~	0.0024	U	0.0022	U	0.0029	U	0.0024	U	0.0022	U	0.0022	U
2-Hexanone	~	~	~	0.0024	U	0.0022	U	0.0029	U	0.0024	U	0.0022	U	0.0022	U
4-Chlorotoluene	~	~	~	0.0024	U	0.0022	U	0.0029	U	0.0024	U	0.0022	U	0.0022	U
4-Methyl-2-pentanone	~	~	~	0.0024	U	0.0022	U	0.0029	U	0.0024	U	0.0022	U	0.0022	U
Acetone	0.05	100	0.05	0.0047	U	0.0044	U	0.0057	U	0.0049	U	0.016		0.013	
Acrolein	~	~	~	0.0047	U	0.0044	U	0.0057	U	0.0049	U	0.0045	U	0.0045	U
Acrylonitrile	~	~	~	0.0024	U	0.0022	U	0.0029	U	0.0024	U	0.0022	U	0.0022	U
Benzene	0.06	2.9	0.06	0.0024	U	0.0022	U	0.0029	U	0.0024	U	0.0022	U	0.0022	U
Bromobenzene	~	~	~	0.0024	U	0.0022	U	0.0029	U	0.0024	U	0.0022	U	0.0022	U
Bromochloromethane	~	~	~	0.0024	U	0.0022	U	0.0029	U	0.0024	U	0.0022	U	0.0022	U
Bromodichloromethane	~	~	~	0.0024	U	0.0022	U	0.0029	U	0.0024	U	0.0022	U	0.0022	U
Bromoform	~	~	~	0.0024	U	0.0022	U	0.0029	U	0.0024	U	0.0022	U	0.0022	U
Bromomethane	~	~	~	0.0024	U	0.0022	U	0.0029	U	0.0024	U	0.0022	U	0.0022	U
Carbon disulfide	~	~	~	0.0024	U	0.0022	U	0.0029	U	0.0024	U	0.0022	U	0.0022	U
Carbon tetrachloride	0.76	1.4	0.76	0.0024	U	0.0022	U	0.0029	U	0.0024	U	0.0022	U	0.0022	U
Chlorobenzene	1.1	100	1.1	0.0024	U	0.0022	U	0.0029	U	0.0024	U	0.0022	U	0.0022	U
Chloroethane	~	~	~	0.0024	U	0.0022	U	0.0029	U	0.0024	U	0.0022	U	0.0022	U
Chloroform	0.37	10	0.37	0.0024	U	0.0022	U	0.0029	U	0.0024	U	0.0022	U	0.0022	U
Chloromethane	~	~	~	0.0024	U	0.0022	U	0.0029	U	0.0024	U	0.0022	U	0.0022	U
cis-1,2-Dichloroethylene	0.25	59	0.25	0.0024	U	0.0022	U	0.0029	U	0.0024	U	0.0022	U	0.0022	U
cis-1,3-Dichloropropylene	~	~	~	0.0024	U	0.0022	U	0.0029	U	0.0024	U	0.0022	U	0.0022	U
Cyclohexane	~	~	~	0.0024	U	0.0022	U	0.0029	U	0.0024	U	0.0022	U	0.0022	U
Dibromochloromethane	~	~	~	0.0024	U	0.0022	U	0.0029	U	0.0024	U	0.0022	U	0.0022	U
Dibromomethane	~	~	~	0.0024	U	0.0022	U	0.0029	U	0.0024	U	0.0022	U	0.0022	U
Dichlorodifluoromethane	~	~	~	0.0024	U	0.0022	U	0.0029	U	0.0024	U	0.0022	U	0.0022	U
Diisopropyl ether (DIPE)	~	~	~	0.0038	U	0.0036	U	0.0046	U	0.0039	U	0.0036	U	0.0036	U
Ethanol	~	~	~	0.038	U	0.036	U	0.046	U	0.039	U	0.036	U	0.036	U
Ethyl Benzene	1	30	1	0.0024	U	0.0022	U	0.0029	U	0.0024	U	0.0022	U	0.0022	U
Ethyl tert-butyl ether (ETBE)	~	~	~	0.0038	U	0.0036	U	0.0046	U	0.0039	U	0.0036	U	0.0036	U
Hexachlorobutadiene	~	~	~	0.0024	U	0.0022	U	0.0029	U	0.0024	U	0.0022	U	0.0022	U
Iodomethane	~	~	~	0.0024	U	0.0022	U	0.0029	U	0.0024	U	0.0022	U	0.0022	U
Isopropylbenzene	~	~	~	0.0024	U	0.0022	U	0.0029	U	0.0024	U	0.0022	U	0.0022	U
Methyl acetate	~	~	~	0.0024	U	0.0022	U	0.0029	U	0.0024	U	0.0022	U	0.0022	U
Methyl Methacrylate	~	~	~	0.0024	U	0.0022	U	0.0029	U	0.0024	U	0.0022	U	0.0022	U
Methyl tert-butyl ether (MTBE)	0.93	62	0.93	0.0024	U	0.0022	U	0.0029	U	0.0024	U	0.0022	U	0.0022	U
Methylcyclohexane	~	~	~	0.0024	U	0.0022	U	0.0029	U	0.0024	U	0.0022	U	0.0022	U
Methylene chloride	0.05	51	0.05	0.0047	U	0.0044	U	0.0057	U	0.0049	U	0.0045	U	0.0045	U
Naphthalene	12	100	12	0.0024	U	0.0022	U	0.0029	U	0.0024	U	0.0022	U	0.0022	U
n-Butylbenzene	12	100	12	0.0024	U	0.0022	U	0.0029	U	0.0024	U	0.0022	U	0.0022	U
n-Propylbenzene	3.9	100	3.9	0.0024	U	0.0022	U	0.0029	U	0.0024	U	0.0022	U	0.0022	U
o-Xylene	~	~	~	0.0024	U	0.0022	U	0.0029	U	0.0024	U	0.0022	U	0.0022	U
p- & m- Xylenes	~	~	~	0.0047	U	0.0044	U	0.0057	U	0.0049	U	0.0045	U	0.0045	U
p-Diethylbenzene	~	~	~	0.0024	U	0.0022	U	0.0029	U	0.0024	U	0.0022	U	0.0022	U
p-Ethyltoluene	~	~	~	0.0024	U	0.0022	U	0.0029	U	0.0024	U	0.0022	U	0.0022	U
p-Isopropyltoluene	~	~	~	0.0024	U	0.0022	U	0.0029	U	0.0024	U	0.0022	U	0.0022	U
sec-Butylbenzene	11	100	11	0.0024	U	0.0022	U	0.0029	U	0.0024	U	0.0022	U	0.0022	U
Styrene	~	~	~	0.0024	U	0.0022	U	0.0029	U	0.0024	U	0.0022	U	0.0022	U
tert-Amyl alcohol (TAA)	~	~	~	0.038	U	0.036	U	0.046	U	0.039	U	0.036	U	0.036	U
tert-Amyl methyl ether (TAME)	~	~	~	0.0038	U	0.0036	U	0.0046	U	0.0039	U	0.0036	U	0.0036	U
tert-Butyl alcohol (TBA)	~	~	~	0.0024	U	0.0022	U	0.0029	U	0.0024	U	0.0022	U	0.0022	U
tert-Butylbenzene	5.9	100	5.9	0.0024	U	0.0022	U	0.0029	U	0.0024	U	0.0022	U	0.0022	U
Tetrachloroethylene	1.3	5.5	1.3	0.0024	U	0.0022	U	0.0029	U	0.0024	U	0.0022	U	0.0022	U
Tetrahydrofuran	~	~	~	0.0047	U	0.0044	U	0.0057	U	0.0049	U	0.0045	U	0.0045	U
Toluene	0.7	100	0.7	0.0024	U	0.0022	U	0.0029	U	0.0024	U	0.0022	U	0.0022	U
trans-1,2-Dichloroethylene	0.19	100	0.19	0.0024	U	0.0022	U	0.0029	U	0.0024	U	0.0022	U	0.0022	U
trans-1,3-Dichloropropylene	~	~	~	0.0024	U	0.0022	U	0.0029	U	0.0024	U	0.0022	U	0.0022	U
trans-1,4-dichloro-2-butene	~	~	~	0.0024	U	0.0022	U	0.0029	U	0.0024	U	0.0022	U	0.0022	U
Trichloroethylene	0.47	10	0.47	0.0024	U	0.0022	U	0.0029	U	0.0024	U	0.0022	U	0.0022	U
Trichlorofluoromethane	~	~	~	0.0024	U	0.0022	U	0.0029	U	0.0024	U	0.0022	U	0.0022	U
Vinyl acetate	~	~	~	0.0024	U	0.0022	U	0.0029	U	0.0024	U	0.0022	U	0.0022	U
Vinyl Chloride	0.02	0.21	0.02	0.0024	U	0.0022	U	0.0029	U	0.0024	U	0.0022	U	0.0022	U
Xylenes, Total	0.26	100	1.6	0.0071	U	0.0067	U	0.0086	U	0.0073	U	0.0067	U	0.0067	U

Table Notes:

--: No guidance value.
mg/kg: Milligrams per Kilogram.
U: Not detected at the reported detection limit for the sample.
B: Analyte found in the analysis batch blank.
J: Estimate Value. The analyte concentration is below the quantitative limit (RL), but above the method detection limit (MDL) or est.imated detection limit (EDL)
in / ft bgs: inches / feet below ground surface.
in / ft bcs : inches / feet below cellar slab.

Value exceeds its Part 375 Unrestricted Use and Protection of Groundwater Soil Cleanup Objectives.

Table 2 - Volatile Organic Compounds in Soil
55 Eckford Street
Brooklyn, NY

Remedial Investigation Report
BCP Site No. C224168

LOCATION	Part 375 Unrestricted Use SCOs	Part 375 Residential Use SCOs	Part 375 Protection of Groundwater SCOs	GZ-02A (0-2in bgs)		GZ-02B (0-2ft bgs)		GZ-02C (4-6ft bgs)		GZ-02D (8-10ft bgs)		GZ-02E (12-14ft bgs)		GZ-02F (18-20ft bgs)	
LAB SAMPLE ID				24L0931-07		24L0931-08		24L0931-09		24L0931-10		24L0931-11		24L0931-12	
SAMPLE DATE				12/12/2024 9:00:00 AM		12/12/2024 9:10:00 AM		12/12/2024 9:20:00 AM		12/12/2024 9:30:00 AM		12/12/2024 9:40:00 AM		12/12/2024 9:50:00 AM	
				Results	Qual	Results	Qual	Results	Qual	Results	Qual	Results	Qual	Results	Qual
Volatile Organic Compounds (VOC) BY EPA Method 5035/8260 (mg/kg)															
1,1,1,2-Tetrachloroethane	~	~	~	0.0025	U	0.0026	U	0.0031	U	0.0033	U	0.0044	U	0.0034	U
1,1,1-Trichloroethane	0.68	100	0.68	0.0025	U	0.0026	U	0.0031	U	0.0033	U	0.0044	U	0.0034	U
1,1,2,2-Tetrachloroethane	~	~	~	0.0025	U	0.0026	U	0.0031	U	0.0033	U	0.0044	U	0.0034	U
1,1,2-Trichloro-1,2,2-trifluoroethane	~	~	~	0.0025	U	0.0026	U	0.0031	U	0.0033	U	0.0044	U	0.0034	U
1,1,2-Trichloroethane	~	~	~	0.0025	U	0.0026	U	0.0031	U	0.0033	U	0.0044	U	0.0034	U
1,1-Dichloroethane	0.27	19	0.27	0.0025	U	0.0026	U	0.0031	U	0.0033	U	0.0044	U	0.0034	U
1,1-Dichloroethylene	0.33	100	0.33	0.0025	U	0.0026	U	0.0031	U	0.0033	U	0.0044	U	0.0034	U
1,1-Dichloropropylene	~	~	~	0.0025	U	0.0026	U	0.0031	U	0.0033	U	0.0044	U	0.0034	U
1,2,3-Trichlorobenzene	~	~	~	0.0025	U	0.0026	U	0.0031	U	0.0033	U	0.0044	U	0.0034	U
1,2,3-Trichloropropane	~	~	~	0.0025	U	0.0026	U	0.0031	U	0.0033	U	0.0044	U	0.0034	U
1,2,4,5-Tetramethylbenzene	~	~	~	0.0025	U	0.0026	U	0.0031	U	0.0033	U	0.0044	U	0.0034	U
1,2,4-Trichlorobenzene	~	~	~	0.0025	U	0.0026	U	0.0031	U	0.0033	U	0.0044	U	0.0034	U
1,2,4-Trimethylbenzene	3.6	47	3.6	0.0025	U	0.0026	U	0.0031	U	0.0033	U	0.0044	U	0.0034	U
1,2-Dibromo-3-chloropropane	~	~	~	0.0025	U	0.0026	U	0.0031	U	0.0033	U	0.0044	U	0.0034	U
1,2-Dibromoethane	~	~	~	0.0025	U	0.0026	U	0.0031	U	0.0033	U	0.0044	U	0.0034	U
1,2-Dichlorobenzene	1.1	100	1.1	0.0025	U	0.0026	U	0.0031	U	0.0033	U	0.0044	U	0.0034	U
1,2-Dichloroethane	0.02	2.3	0.02	0.0025	U	0.0026	U	0.0031	U	0.0033	U	0.0044	U	0.0034	U
1,2-Dichloropropane	~	~	~	0.0025	U	0.0026	U	0.0031	U	0.0033	U	0.0044	U	0.0034	U
1,3,5-Trimethylbenzene	8.4	47	8.4	0.0025	U	0.0026	U	0.0031	U	0.0033	U	0.0044	U	0.0034	U
1,3-Dichlorobenzene	2.4	17	2.4	0.0025	U	0.0026	U	0.0031	U	0.0033	U	0.0044	U	0.0034	U
1,3-Dichloropropane	~	~	~	0.0025	U	0.0026	U	0.0031	U	0.0033	U	0.0044	U	0.0034	U
1,4-Dichlorobenzene	1.8	9.8	1.8	0.0025	U	0.0026	U	0.0031	U	0.0033	U	0.0044	U	0.0034	U
1,4-Dioxane	0.1	9.8	0.1	0.051	U	0.051	U	0.062	U	0.066	U	0.087	U	0.068	U
2,2-Dichloropropane	~	~	~	0.0025	U	0.0026	U	0.0031	U	0.0033	U	0.0044	U	0.0034	U
2-Butanone	0.12	100	0.12	0.0025	U	0.0026	U	0.0031	U	0.0033	U	0.0044	U	0.031	
2-Chloroethylvinyl ether	~	~	~	0.01	U	0.01	U	0.012	U	0.013	U	0.017	U	0.014	U
2-Chlorotoluene	~	~	~	0.0025	U	0.0026	U	0.0031	U	0.0033	U	0.0044	U	0.0034	U
2-Hexanone	~	~	~	0.0025	U	0.0026	U	0.0031	U	0.0033	U	0.0044	U	0.0034	U
4-Chlorotoluene	~	~	~	0.0025	U	0.0026	U	0.0031	U	0.0033	U	0.0044	U	0.0034	U
4-Methyl-2-pentanone	~	~	~	0.0025	U	0.0026	U	0.0031	U	0.0033	U	0.0044	U	0.0034	U
Acetone	0.05	100	0.05	0.0051	U	0.0051	U	0.0062	U	0.0066	U	0.049		**0.11**	
Acrolein	~	~	~	0.0051	U	0.0051	U	0.0062	U	0.0066	U	0.0087	U	0.0068	U
Acrylonitrile	~	~	~	0.0025	U	0.0026	U	0.0031	U	0.0033	U	0.0044	U	0.0034	U
Benzene	0.06	2.9	0.06	0.0025	U	0.0026	U	0.0031	U	0.0033	U	0.0044	U	0.0034	U
Bromobenzene	~	~	~	0.0025	U	0.0026	U	0.0031	U	0.0033	U	0.0044	U	0.0034	U
Bromochloromethane	~	~	~	0.0025	U	0.0026	U	0.0031	U	0.0033	U	0.0044	U	0.0034	U
Bromodichloromethane	~	~	~	0.0025	U	0.0026	U	0.0031	U	0.0033	U	0.0044	U	0.0034	U
Bromoform	~	~	~	0.0025	U	0.0026	U	0.0031	U	0.0033	U	0.0044	U	0.0034	U
Bromomethane	~	~	~	0.0025	U	0.0026	U	0.0031	U	0.0033	U	0.0044	U	0.0034	U
Carbon disulfide	~	~	~	0.0025	U	0.0026	U	0.0031	U	0.0033	U	0.0044	U	0.0039	J
Carbon tetrachloride	0.76	1.4	0.76	0.0025	U	0.0026	U	0.0031	U	0.0033	U	0.0044	U	0.0034	U
Chlorobenzene	1.1	100	1.1	0.0025	U	0.0026	U	0.0031	U	0.0033	U	0.0044	U	0.0034	U
Chloroethane	~	~	~	0.0025	U	0.0026	U	0.0031	U	0.0033	U	0.0044	U	0.0034	U
Chloroform	0.37	10	0.37	0.0025	U	0.0026	U	0.0031	U	0.0033	U	0.0044	U	0.0034	U
Chloromethane	~	~	~	0.0025	U	0.0026	U	0.0031	U	0.0033	U	0.0044	U	0.0034	U
cis-1,2-Dichloroethylene	0.25	59	0.25	0.0025	U	0.0026	U	0.0031	U	0.0033	U	0.0044	U	0.0034	U
cis-1,3-Dichloropropylene	~	~	~	0.0025	U	0.0026	U	0.0031	U	0.0033	U	0.0044	U	0.0034	U
Cyclohexane	~	~	~	0.0025	U	0.0026	U	0.0031	U	0.0033	U	0.0044	U	0.0034	U
Dibromochloromethane	~	~	~	0.0025	U	0.0026	U	0.0031	U	0.0033	U	0.0044	U	0.0034	U
Dibromomethane	~	~	~	0.0025	U	0.0026	U	0.0031	U	0.0033	U	0.0044	U	0.0034	U
Dichlorodifluoromethane	~	~	~	0.0025	U	0.0026	U	0.0031	U	0.0033	U	0.0044	U	0.0034	U
Diisopropyl ether (DIPE)	~	~	~	0.0041	U	0.0041	U	0.005	U	0.0053	U	0.007	U	0.0054	U
Ethanol	~	~	~	0.041	U	0.041	U	0.05	U	0.053	U	0.07	U	0.12	
Ethyl Benzene	1	30	1	0.0025	U	0.0026	U	0.0031	U	0.0033	U	0.0044	U	0.0034	U
Ethyl tert-butyl ether (ETBE)	~	~	~	0.0041	U	0.0041	U	0.005	U	0.0053	U	0.007	U	0.0054	U
Hexachlorobutadiene	~	~	~	0.0025	U	0.0026	U	0.0031	U	0.0033	U	0.0044	U	0.0034	U
Iodomethane	~	~	~	0.0025	U	0.0026	U	0.0031	U	0.0033	U	0.0044	U	0.0034	U
Isopropylbenzene	~	~	~	0.0025	U	0.0026	U	0.0031	U	0.0033	U	0.0044	U	0.0034	U
Methyl acetate	~	~	~	0.0025	U	0.0026	U	0.0031	U	0.0033	U	0.0044	J	0.0034	U
Methyl Methacrylate	~	~	~	0.0025	U	0.0026	U	0.0031	U	0.0033	U	0.0044	U	0.0034	U
Methyl tert-butyl ether (MTBE)	0.93	62	0.93	0.0025	U	0.0026	U	0.0031	U	0.0033	U	0.0044	U	0.0034	U
Methylcyclohexane	~	~	~	0.0025	U	0.0026	U	0.0031	U	0.0033	U	0.0044	U	0.0034	U
Methylene chloride	0.05	51	0.05	0.0051	U	0.0051	U	0.0062	U	0.0066	U	0.012	J	0.0068	U
Naphthalene	12	100	12	0.0025	U	0.0026	U	0.0031	U	0.0033	U	0.0044	U	0.0034	U
n-Butylbenzene	12	100	12	0.0025	U	0.0026	U	0.0031	U	0.0033	U	0.0044	U	0.0034	U
n-Propylbenzene	3.9	100	3.9	0.0025	U	0.0026	U	0.0031	U	0.0033	U	0.0044	U	0.0034	U
o-Xylene	~	~	~	0.0025	U	0.0026	U	0.0031	U	0.0033	U	0.0044	U	0.0034	U
p- & m- Xylenes	~	~	~	0.0051	U	0.0051	U	0.0062	U	0.0066	U	0.0087	U	0.0068	U
p-Diethylbenzene	~	~	~	0.0025	U	0.0026	U	0.0031	U	0.0033	U	0.0044	U	0.0034	U
p-Ethyltoluene	~	~	~	0.0025	U	0.0026	U	0.0031	U	0.0033	U	0.0044	U	0.0034	U
p-Isopropyltoluene	~	~	~	0.0025	U	0.0026	U	0.0031	U	0.0033	U	0.0044	U	0.0034	U
sec-Butylbenzene	11	100	11	0.0025	U	0.0026	U	0.0031	U	0.0033	U	0.0044	U	0.0034	U
Styrene	~	~	~	0.0025	U	0.0026	U	0.0031	U	0.0033	U	0.0044	U	0.0034	U
tert-Amyl alcohol (TAA)	~	~	~	0.041	U	0.041	U	0.05	U	0.053	U	0.07	U	0.054	U
tert-Amyl methyl ether (TAME)	~	~	~	0.0041	U	0.0041	U	0.005	U	0.0053	U	0.007	U	0.0054	U
tert-Butyl alcohol (TBA)	~	~	~	0.0025	U	0.0026	U	0.0031	U	0.0033	U	0.0044	U	0.0034	U
tert-Butylbenzene	5.9	100	5.9	0.0025	U	0.0026	U	0.0031	U	0.0033	U	0.0044	U	0.0063	J
Tetrachloroethylene	1.3	5.5	1.3	0.0025	U	0.0026	U	0.0031	U	0.0033	U	0.0044	U	0.0034	U
Tetrahydrofuran	~	~	~	0.0051	U	0.0051	U	0.0062	U	0.0066	U	0.0087	U	0.0068	U
Toluene	0.7	100	0.7	0.0025	U	0.0026	U	0.0031	U	0.0033	U	0.0044	U	0.0034	U
trans-1,2-Dichloroethylene	0.19	100	0.19	0.0025	U	0.0026	U	0.0031	U	0.0033	U	0.0044	U	0.0034	U
trans-1,3-Dichloropropylene	~	~	~	0.0025	U	0.0026	U	0.0031	U	0.0033	U	0.0044	U	0.0034	U
trans-1,4-dichloro-2-butene	~	~	~	0.0025	U	0.0026	U	0.0031	U	0.0033	U	0.0044	U	0.0034	U
Trichloroethylene	0.47	10	0.47	0.0025	U	0.0026	U	0.0031	U	0.0033	U	0.0046	J	0.0034	U
Trichlorofluoromethane	~	~	~	0.0025	U	0.0026	U	0.0031	U	0.0033	U	0.0044	U	0.0034	U
Vinyl acetate	~	~	~	0.0025	U	0.0026	U	0.0031	U	0.0033	U	0.0044	U	0.0034	U
Vinyl Chloride	0.02	0.21	0.02	0.0025	U	0.0026	U	0.0031	U	0.0033	U	0.0044	U	0.0034	U
Xylenes, Total	0.26	100	1.6	0.0076	U	0.0077	U	0.0094	U	0.0099	U	0.013	U	0.01	U

Table Notes:

--: No guidance value.
mg/kg: Milligrams per Kilogram.
U: Not detected at the reported detection limit for the sample.
B: Analyte found in the analysis batch blank.
J: Estimate Value. The analyte concentration is below the quantitative limit (RL), but above the method detection limit (MDL) or est.imated detection limit (EDL)
in / ft bgs: inches / feet below ground surface.
in / ft bcs : inches / feet below cellar slab.

Value exceeds its Part 375 Unrestricted Use and Protection of Groundwater Soil Cleanup Objectives.

Table 2 - Volatile Organic Compounds in Soil
55 Eckford Street
Brooklyn, NY

Remedial Investigation Report
BCP Site No. C224168

LOCATION	Part 375 Unrestricted Use SCOs	Part 375 Residential Use SCOs	Part 375 Protection of Groundwater SCOs	GZ-03A (0-2in bgs)		GZ-03B (0-2ft bgs)		GZ-03C (4-6ft bgs)		GZ-03D (8-10ft bgs)		GZ-03E (12-14ft bgs)		GZ-03F (16-18ft bgs)	
LAB SAMPLE ID				24L0931-13		24L0931-14		24L0931-15		24L0931-16		24L0931-17		24L0931-18	
SAMPLE DATE				12/12/2024 10:30:00 AM		12/12/2024 10:40:00 AM		12/12/2024 10:50:00 AM		12/12/2024 11:00:00 AM		12/12/2024 11:10:00 AM		12/12/2024 11:20:00 AM	
				Results	Qual	Results	Qual	Results	Qual	Results	Qual	Results	Qual	Results	Qual
Volatile Organic Compounds (VOC) BY EPA Method 5035/8260 (mg/kg)															
1,1,1,2-Tetrachloroethane	~	~	~	0.0026	U	0.0028	U	0.0043	U	0.0051	U	0.0024	U	0.0066	U
1,1,1-Trichloroethane	0.68	100	0.68	0.0026	U	0.0028	U	0.0043	U	0.0051	U	0.0024	U	0.0066	U
1,1,2,2-Tetrachloroethane	~	~	~	0.0026	U	0.0028	U	0.0043	U	0.0051	U	0.0024	U	0.0066	U
1,1,2-Trichloro-1,2,2-trifluoroethane	~	~	~	0.0026	U	0.0028	U	0.0043	U	0.0051	U	0.0024	U	0.0066	U
1,1,2-Trichloroethane	~	~	~	0.0026	U	0.0028	U	0.0043	U	0.0051	U	0.0024	U	0.0066	U
1,1-Dichloroethane	0.27	19	0.27	0.0026	U	0.0028	U	0.0043	U	0.0051	U	0.0024	U	0.0066	U
1,1-Dichloroethylene	0.33	100	0.33	0.0026	U	0.0028	U	0.0043	U	0.0051	U	0.0024	U	0.0066	U
1,1-Dichloropropylene	~	~	~	0.0026	U	0.0028	U	0.0043	U	0.0051	U	0.0024	U	0.0066	U
1,2,3-Trichlorobenzene	~	~	~	0.0026	U	0.0028	U	0.0043	U	0.0051	U	0.0024	U	0.0066	U
1,2,3-Trichloropropane	~	~	~	0.0026	U	0.0028	U	0.0043	U	0.0051	U	0.0024	U	0.0066	U
1,2,4,5-Tetramethylbenzene	~	~	~	0.0026	U	0.0028	U	0.0043	U	0.0051	U	0.023		0.0066	U
1,2,4-Trichlorobenzene	~	~	~	0.0026	U	0.0028	U	0.0043	U	0.0051	U	0.0024	U	0.0066	U
1,2,4-Trimethylbenzene	3.6	47	3.6	0.0026	U	0.0028	U	0.0043	U	0.0051	U	0.0024	U	0.0066	U
1,2-Dibromo-3-chloropropane	~	~	~	0.0026	U	0.0028	U	0.0043	U	0.0051	U	0.0024	U	0.0066	U
1,2-Dibromoethane	~	~	~	0.0026	U	0.0028	U	0.0043	U	0.0051	U	0.0024	U	0.0066	U
1,2-Dichlorobenzene	1.1	100	1.1	0.0026	U	0.0028	U	0.0043	U	0.0051	U	0.0024	U	0.0066	U
1,2-Dichloroethane	0.02	2.3	0.02	0.0026	U	0.0028	U	0.0043	U	0.0051	U	0.0024	U	0.0066	U
1,2-Dichloropropane	~	~	~	0.0026	U	0.0028	U	0.0043	U	0.0051	U	0.0024	U	0.0066	U
1,3,5-Trimethylbenzene	8.4	47	8.4	0.0026	U	0.0028	U	0.0043	U	0.0051	U	0.0024	U	0.0066	U
1,3-Dichlorobenzene	2.4	17	2.4	0.0026	U	0.0028	U	0.0043	U	0.0051	U	0.0024	U	0.0066	U
1,3-Dichloropropane	~	~	~	0.0026	U	0.0028	U	0.0043	U	0.0051	U	0.0024	U	0.0066	U
1,4-Dichlorobenzene	1.8	9.8	1.8	0.0026	U	0.0028	U	0.0043	U	0.0051	U	0.0024	U	0.0066	U
1,4-Dioxane	0.1	9.8	0.1	0.052	U	0.057	U	0.086	U	0.1	U	0.048	U	0.13	U
2,2-Dichloropropane	~	~	~	0.0026	U	0.0028	U	0.0043	U	0.0051	U	0.0024	U	0.0066	U
2-Butanone	0.12	100	0.12	0.0026	U	0.0028	U	0.0043	U	0.037		0.0071		0.009	J
2-Chloroethylvinyl ether	~	~	~	0.01	U	0.011	U	0.017	U	0.02	U	0.0096	U	0.026	U
2-Chlorotoluene	~	~	~	0.0026	U	0.0028	U	0.0043	U	0.0051	U	0.0024	U	0.0066	U
2-Hexanone	~	~	~	0.0026	U	0.0028	U	0.0043	U	0.0051	U	0.0024	U	0.0066	U
4-Chlorotoluene	~	~	~	0.0026	U	0.0028	U	0.0043	U	0.0051	U	0.0024	U	0.0066	U
4-Methyl-2-pentanone	~	~	~	0.0026	U	0.0028	U	0.0043	U	0.0051	U	0.0024	U	0.0066	U
Acetone	0.05	100	0.05	0.0052	U	0.009	J	0.0086	U	**0.18**		0.027		0.049	
Acrolein	~	~	~	0.0052	U	0.0057	U	0.0086	U	0.01	U	0.0048	U	0.013	U
Acrylonitrile	~	~	~	0.0026	U	0.0028	U	0.0043	U	0.0051	U	0.0024	U	0.0066	U
Benzene	0.06	2.9	0.06	0.0026	U	0.0028	U	0.0043	U	0.0099	J	0.0024	U	0.0066	U
Bromobenzene	~	~	~	0.0026	U	0.0028	U	0.0043	U	0.0051	U	0.0024	U	0.0066	U
Bromochloromethane	~	~	~	0.0026	U	0.0028	U	0.0043	U	0.0051	U	0.0024	U	0.0066	U
Bromodichloromethane	~	~	~	0.0026	U	0.0028	U	0.0043	U	0.0051	U	0.0024	U	0.0066	U
Bromoform	~	~	~	0.0026	U	0.0028	U	0.0043	U	0.0051	U	0.0024	U	0.0066	U
Bromomethane	~	~	~	0.0026	U	0.0028	U	0.0043	U	0.0051	U	0.0024	U	0.0066	U
Carbon disulfide	~	~	~	0.0026	U	0.0028	U	0.0043	U	0.029		0.0024	U	0.04	
Carbon tetrachloride	0.76	1.4	0.76	0.0026	U	0.0028	U	0.0043	U	0.0051	U	0.0024	U	0.0066	U
Chlorobenzene	1.1	100	1.1	0.0026	U	0.0028	U	0.0043	U	0.0051	U	0.0024	U	0.0066	U
Chloroethane	~	~	~	0.0026	U	0.0028	U	0.0043	U	0.0051	U	0.0024	U	0.0066	U
Chloroform	0.37	10	0.37	0.0026	U	0.0028	U	0.0043	U	0.0051	U	0.0024	U	0.0066	U
Chloromethane	~	~	~	0.0026	U	0.0028	U	0.0043	U	0.0051	U	0.0024	U	0.0066	U
cis-1,2-Dichloroethylene	0.25	59	0.25	0.0026	U	0.0028	U	0.0043	U	0.0051	U	0.0024	U	0.0066	U
cis-1,3-Dichloropropylene	~	~	~	0.0026	U	0.0028	U	0.0043	U	0.0051	U	0.0024	U	0.0066	U
Cyclohexane	~	~	~	0.0026	U	0.0028	U	0.0043	U	0.0051	U	0.0024	U	0.0066	U
Dibromochloromethane	~	~	~	0.0026	U	0.0028	U	0.0043	U	0.0051	U	0.0024	U	0.0066	U
Dibromomethane	~	~	~	0.0026	U	0.0028	U	0.0043	U	0.0051	U	0.0024	U	0.0066	U
Dichlorodifluoromethane	~	~	~	0.0026	U	0.0028	U	0.0043	U	0.0051	U	0.0024	U	0.0066	U
Diisopropyl ether (DIPE)	~	~	~	0.0041	U	0.0045	U	0.0069	U	0.0081	U	0.0038	U	0.01	U
Ethanol	~	~	~	0.041	U	0.045	U	0.069	U	0.081	U	0.038	U	0.1	U
Ethyl Benzene	1	30	1	0.0026	U	0.0028	U	0.0043	U	0.013		0.0024	U	0.0066	U
Ethyl tert-butyl ether (ETBE)	~	~	~	0.0041	U	0.0045	U	0.0069	U	0.0081	U	0.0038	U	0.01	U
Hexachlorobutadiene	~	~	~	0.0026	U	0.0028	U	0.0043	U	0.0051	U	0.0024	U	0.0066	U
Iodomethane	~	~	~	0.0026	U	0.0028	U	0.0043	U	0.0051	U	0.0024	U	0.0066	U
Isopropylbenzene	~	~	~	0.0026	U	0.0028	U	0.0043	U	0.0051	U	0.0024	U	0.0066	U
Methyl acetate	~	~	~	0.0026	U	0.0028	U	0.0043	U	0.0096	J	0.0024	U	0.0066	U
Methyl Methacrylate	~	~	~	0.0026	U	0.0028	U	0.0043	U	0.0051	U	0.0024	U	0.0066	U
Methyl tert-butyl ether (MTBE)	0.93	62	0.93	0.0026	U	0.0028	U	0.0043	U	0.0051	U	0.0024	U	0.0066	U
Methylcyclohexane	~	~	~	0.0026	U	0.0028	U	0.0043	U	0.0051	U	0.0024	U	0.0066	U
Methylene chloride	0.05	51	0.05	0.0052	U	0.0057	U	0.0086	U	0.01	U	0.0048	U	0.013	U
Naphthalene	12	100	12	0.0026	U	0.0028	U	0.0043	U	0.0051	U	0.0024	U	0.0066	U
n-Butylbenzene	12	100	12	0.0026	U	0.0028	U	0.0043	U	0.0051	U	0.0024	U	0.0066	U
n-Propylbenzene	3.9	100	3.9	0.0026	U	0.0028	U	0.0043	U	0.0051	U	0.0024	U	0.0066	U
o-Xylene	~	~	~	0.0026	U	0.0028	U	0.0043	U	0.0051	U	0.0024	U	0.0066	U
p- & m- Xylenes	~	~	~	0.0052	U	0.0057	U	0.0086	U	0.01	U	0.0048	U	0.013	U
p-Diethylbenzene	~	~	~	0.0026	U	0.0028	U	0.0043	U	0.0051	U	0.0024	U	0.0066	U
p-Ethyltoluene	~	~	~	0.0026	U	0.0028	U	0.0043	U	0.0051	U	0.0024	U	0.0066	U
p-Isopropyltoluene	~	~	~	0.0026	U	0.0028	U	0.0043	U	0.0051	U	0.0024	U	0.0066	U
sec-Butylbenzene	11	100	11	0.0026	U	0.0028	U	0.0043	U	0.0051	U	0.0024	U	0.0066	U
Styrene	~	~	~	0.0026	U	0.0028	U	0.0043	U	0.0051	U	0.0024	U	0.0066	U
tert-Amyl alcohol (TAA)	~	~	~	0.041	U	0.045	U	0.069	U	0.081	U	0.038	U	0.1	U
tert-Amyl methyl ether (TAME)	~	~	~	0.0041	U	0.0045	U	0.0069	U	0.0081	U	0.0038	U	0.01	U
tert-Butyl alcohol (TBA)	~	~	~	0.0026	U	0.0028	U	0.0043	U	0.0051	U	0.0024	U	0.0066	U
tert-Butylbenzene	5.9	100	5.9	0.0026	U	0.0028	U	0.0043	U	0.0051	U	0.0024	U	0.0066	U
Tetrachloroethylene	1.3	5.5	1.3	0.0026	U	0.0028	U	0.0043	U	0.0051	U	0.0024	U	0.0066	U
Tetrahydrofuran	~	~	~	0.0052	U	0.0057	U	0.0086	U	0.01	U	0.0048	U	0.013	U
Toluene	0.7	100	0.7	0.0026	U	0.0028	U	0.0043	U	0.03		0.0024	U	0.0066	U
trans-1,2-Dichloroethylene	0.19	100	0.19	0.0026	U	0.0028	U	0.0043	U	0.0051	U	0.0024	U	0.0066	U
trans-1,3-Dichloropropylene	~	~	~	0.0026	U	0.0028	U	0.0043	U	0.0051	U	0.0024	U	0.0066	U
trans-1,4-dichloro-2-butene	~	~	~	0.0026	U	0.0028	U	0.0043	U	0.0051	U	0.0024	U	0.0066	U
Trichloroethylene	0.47	10	0.47	0.0058		0.045		0.0043	U	0.0051	U	0.0024	U	0.0066	U
Trichlorofluoromethane	~	~	~	0.0026	U	0.0028	U	0.0043	U	0.0051	U	0.0024	U	0.0066	U
Vinyl acetate	~	~	~	0.0026	U	0.0028	U	0.0043	U	0.0051	U	0.0024	U	0.0066	U
Vinyl Chloride	0.02	0.21	0.02	0.0026	U	0.0028	U	0.0043	U	0.0051	U	0.0024	U	0.0066	U
Xylenes, Total	0.26	100	1.6	0.0077	U	0.0085	U	0.013	U	0.015	U	0.0072	U	0.02	U

Table Notes:

--: No guidance value.
mg/kg: Milligrams per Kilogram.
U: Not detected at the reported detection limit for the sample.
B: Analyte found in the analysis batch blank.
J: Estimate Value. The analyte concentration is below the quantitative limit (RL), but above the method detection limit (MDL) or est.imated detection limit (EDL)
in / ft bgs: inches / feet below ground surface.
in / ft bcs : inches / feet below cellar slab.

Value exceeds its Part 375 Unrestricted Use and Protection of Groundwater Soil Cleanup Objectives.

Table 2 - Volatile Organic Compounds in Soil
55 Eckford Street
Brooklyn, NY

Remedial Investigation Report
BCP Site No. C224168

LOCATION	Part 375 Unrestricted Use SCOs	Part 375 Residential Use SCOs	Part 375 Protection of Groundwater SCOs	GZ-04A (0-2in bgs)		GZ-04B (0-2ft bgs)		GZ-04C (4-6ft bgs)		GZ-04D (8-10ft bgs)		GZ-04E (12-14ft bgs)		GZ-04F (18-20ft bgs)	
LAB SAMPLE ID				24L0931-19		24L0931-20		24L0931-21		24L0931-22		24L0931-23		24L0931-24	
SAMPLE DATE				12/12/2024 12:00:00 PM		12/12/2024 12:10:00 PM		12/12/2024 12:20:00 PM		12/12/2024 12:30:00 PM		12/12/2024 12:50:00 PM		12/12/2024 1:00:00 PM	
				Results	Qual	Results	Qual	Results	Qual	Results	Qual	Results	Qual	Results	Qual
Volatile Organic Compounds (VOC) BY EPA Method 5035/8260 (mg/kg)															
1,1,1,2-Tetrachloroethane	~	~	~	0.0028	U	0.0025	U	0.0031	U	0.0032	U	0.0045	U	0.016	U
1,1,1-Trichloroethane	0.68	100	0.68	0.0028	U	0.0025	U	0.0031	U	0.0032	U	0.0045	U	0.016	U
1,1,2,2-Tetrachloroethane	~	~	~	0.0028	U	0.0025	U	0.0031	U	0.0032	U	0.0045	U	0.016	U
1,1,2-Trichloro-1,2,2-trifluoroethane	~	~	~	0.0028	U	0.0025	U	0.0031	U	0.0032	U	0.0045	U	0.016	U
1,1,2-Trichloroethane	~	~	~	0.0028	U	0.0025	U	0.0031	U	0.0032	U	0.0045	U	0.016	U
1,1-Dichloroethane	0.27	19	0.27	0.0028	U	0.0025	U	0.0031	U	0.0032	U	0.0045	U	0.016	U
1,1-Dichloroethylene	0.33	100	0.33	0.0028	U	0.0025	U	0.0031	U	0.0032	U	0.0045	U	0.016	U
1,1-Dichloropropylene	~	~	~	0.0028	U	0.0025	U	0.0031	U	0.0032	U	0.0045	U	0.016	U
1,2,3-Trichlorobenzene	~	~	~	0.0028	U	0.0025	U	0.0031	U	0.0032	U	0.0045	U	0.016	U
1,2,3-Trichloropropane	~	~	~	0.0028	U	0.0025	U	0.0031	U	0.0032	U	0.0045	U	0.016	U
1,2,4,5-Tetramethylbenzene	~	~	~	0.0028	U	0.0025	U	0.0031	U	0.0032	U	0.0045	U	0.016	U
1,2,4-Trichlorobenzene	~	~	~	0.0028	U	0.0025	U	0.0031	U	0.0032	U	0.0045	U	0.016	U
1,2,4-Trimethylbenzene	3.6	47	3.6	0.0028	U	0.0025	U	0.0031	U	0.0032	U	0.0045	U	0.016	U
1,2-Dibromo-3-chloropropane	~	~	~	0.0028	U	0.0025	U	0.0031	U	0.0032	U	0.0045	U	0.016	U
1,2-Dibromoethane	~	~	~	0.0028	U	0.0025	U	0.0031	U	0.0032	U	0.0045	U	0.016	U
1,2-Dichlorobenzene	1.1	100	1.1	0.0028	U	0.0025	U	0.0031	U	0.0032	U	0.0045	U	0.016	U
1,2-Dichloroethane	0.02	2.3	0.02	0.0028	U	0.0025	U	0.0031	U	0.0032	U	0.0045	U	0.016	U
1,2-Dichloropropane	~	~	~	0.0028	U	0.0025	U	0.0031	U	0.0032	U	0.0045	U	0.016	U
1,3,5-Trimethylbenzene	8.4	47	8.4	0.0028	U	0.0025	U	0.0031	U	0.0032	U	0.0045	U	0.016	U
1,3-Dichlorobenzene	2.4	17	2.4	0.0028	U	0.0025	U	0.0031	U	0.0032	U	0.0045	U	0.016	U
1,3-Dichloropropane	~	~	~	0.0028	U	0.0025	U	0.0031	U	0.0032	U	0.0045	U	0.016	U
1,4-Dichlorobenzene	1.8	9.8	1.8	0.0028	U	0.0025	U	0.0031	U	0.0032	U	0.0045	U	0.016	U
1,4-Dioxane	0.1	9.8	0.1	0.055	U	0.05	U	0.063	U	0.064	U	0.09	U	0.33	U
2,2-Dichloropropane	~	~	~	0.0028	U	0.0025	U	0.0031	U	0.0032	U	0.0045	U	0.016	U
2-Butanone	0.12	100	0.12	0.0028	U	0.0025	U	0.0031	U	0.0032	U	0.01		0.016	U
2-Chloroethylvinyl ether	~	~	~	0.011	U	0.01	U	0.013	U	0.013	U	0.018	U	0.065	U
2-Chlorotoluene	~	~	~	0.0028	U	0.0025	U	0.0031	U	0.0032	U	0.0045	U	0.016	U
2-Hexanone	~	~	~	0.0028	U	0.0025	U	0.0031	U	0.0032	U	0.0045	U	0.016	U
4-Chlorotoluene	~	~	~	0.0028	U	0.0025	U	0.0031	U	0.0032	U	0.0045	U	0.016	U
4-Methyl-2-pentanone	~	~	~	0.0028	U	0.0025	U	0.0031	U	0.0032	U	0.0045	U	0.016	U
Acetone	0.05	100	0.05	0.016		0.005	U	0.0063	U	0.0064	U	0.049		**0.061**	**J**
Acrolein	~	~	~	0.0055	U	0.005	U	0.0063	U	0.0064	U	0.009	U	0.033	U
Acrylonitrile	~	~	~	0.0028	U	0.0025	U	0.0031	U	0.0032	U	0.0045	U	0.016	U
Benzene	0.06	2.9	0.06	0.0028	U	0.0025	U	0.0031	U	0.0032	U	0.0045	U	0.016	U
Bromobenzene	~	~	~	0.0028	U	0.0025	U	0.0031	U	0.0032	U	0.0045	U	0.016	U
Bromochloromethane	~	~	~	0.0028	U	0.0025	U	0.0031	U	0.0032	U	0.0045	U	0.016	U
Bromodichloromethane	~	~	~	0.0028	U	0.0025	U	0.0031	U	0.0032	U	0.0045	U	0.016	U
Bromoform	~	~	~	0.0028	U	0.0025	U	0.0031	U	0.0032	U	0.0045	U	0.016	U
Bromomethane	~	~	~	0.0028	U	0.0025	U	0.0031	U	0.0032	U	0.0045	U	0.016	U
Carbon disulfide	~	~	~	0.0028	U	0.0025	U	0.0031	U	0.0032	U	0.0045	U	0.027	J
Carbon tetrachloride	0.76	1.4	0.76	0.0028	U	0.0025	U	0.0031	U	0.0032	U	0.0045	U	0.016	U
Chlorobenzene	1.1	100	1.1	0.0028	U	0.0025	U	0.0031	U	0.0032	U	0.0045	U	0.016	U
Chloroethane	~	~	~	0.0028	U	0.0025	U	0.0031	U	0.0032	U	0.0045	U	0.016	U
Chloroform	0.37	10	0.37	0.0028	U	0.0025	U	0.0031	U	0.0032	U	0.0045	U	0.016	U
Chloromethane	~	~	~	0.0028	U	0.0025	U	0.0031	U	0.0032	U	0.0045	U	0.016	U
cis-1,2-Dichloroethylene	0.25	59	0.25	0.0028	U	0.0025	U	0.0031	U	0.0032	U	0.0045	U	0.016	U
cis-1,3-Dichloropropylene	~	~	~	0.0028	U	0.0025	U	0.0031	U	0.0032	U	0.0045	U	0.016	U
Cyclohexane	~	~	~	0.0028	U	0.0025	U	0.0031	U	0.0032	U	0.0045	U	0.016	U
Dibromochloromethane	~	~	~	0.0028	U	0.0025	U	0.0031	U	0.0032	U	0.0045	U	0.016	U
Dibromomethane	~	~	~	0.0028	U	0.0025	U	0.0031	U	0.0032	U	0.0045	U	0.016	U
Dichlorodifluoromethane	~	~	~	0.0028	U	0.0025	U	0.0031	U	0.0032	U	0.0045	U	0.016	U
Diisopropyl ether (DIPE)	~	~	~	0.0044	U	0.004	U	0.005	U	0.0051	U	0.0072	U	0.026	U
Ethanol	~	~	~	0.044	U	0.04	U	0.05	U	0.051	U	0.072	U	0.26	U
Ethyl Benzene	1	30	1	0.0028	U	0.0025	U	0.0031	U	0.0032	U	0.0045	U	0.016	U
Ethyl tert-butyl ether (ETBE)	~	~	~	0.0044	U	0.004	U	0.005	U	0.0051	U	0.0072	U	0.026	U
Hexachlorobutadiene	~	~	~	0.0028	U	0.0025	U	0.0031	U	0.0032	U	0.0045	U	0.016	U
Iodomethane	~	~	~	0.0028	U	0.0025	U	0.0031	U	0.0032	U	0.0045	U	0.016	U
Isopropylbenzene	~	~	~	0.0028	U	0.0025	U	0.0031	U	0.0032	U	0.0045	U	0.016	U
Methyl acetate	~	~	~	0.0028	U	0.0025	U	0.0031	U	0.0032	U	0.0045	U	0.016	U
Methyl Methacrylate	~	~	~	0.0028	U	0.0025	U	0.0031	U	0.0032	U	0.0045	U	0.016	U
Methyl tert-butyl ether (MTBE)	0.93	62	0.93	0.0028	U	0.0025	U	0.0031	U	0.0032	U	0.0045	U	0.016	U
Methylcyclohexane	~	~	~	0.0028	U	0.0025	U	0.0031	U	0.0032	U	0.0045	U	0.016	U
Methylene chloride	0.05	51	0.05	0.0055	U	0.005	U	0.0065	J	0.0064	U	0.009	U	0.033	U
Naphthalene	12	100	12	0.0028	U	0.0025	U	0.35		0.0032	U	0.0045	U	0.016	U
n-Butylbenzene	12	100	12	0.0028	U	0.0025	U	0.0031	U	0.0032	U	0.009		0.016	U
n-Propylbenzene	3.9	100	3.9	0.0028	U	0.0025	U	0.0031	U	0.0032	U	0.0045	U	0.016	U
o-Xylene	~	~	~	0.0028	U	0.0025	U	0.0031	U	0.0032	U	0.0045	U	0.016	U
p- & m- Xylenes	~	~	~	0.0055	U	0.005	U	0.0063	U	0.0064	U	0.009	U	0.033	U
p-Diethylbenzene	~	~	~	0.0028	U	0.0025	U	0.0031	U	0.0032	U	0.0045	U	0.016	U
p-Ethyltoluene	~	~	~	0.0028	U	0.0025	U	0.0031	U	0.0032	U	0.0045	U	0.016	U
p-Isopropyltoluene	~	~	~	0.0028	U	0.0025	U	0.0031	U	0.0032	U	0.0045	U	0.016	U
sec-Butylbenzene	11	100	11	0.0028	U	0.0025	U	0.0031	U	0.0032	U	0.0045	U	0.016	U
Styrene	~	~	~	0.0028	U	0.0025	U	0.0031	U	0.0032	U	0.0045	U	0.016	U
tert-Amyl alcohol (TAA)	~	~	~	0.044	U	0.04	U	0.05	U	0.051	U	0.072	U	0.26	U
tert-Amyl methyl ether (TAME)	~	~	~	0.0044	U	0.004	U	0.005	U	0.0051	U	0.0072	U	0.026	U
tert-Butyl alcohol (TBA)	~	~	~	0.0028	U	0.0025	U	0.0031	U	0.0032	U	0.0045	U	0.016	U
tert-Butylbenzene	5.9	100	5.9	0.0028	U	0.0025	U	0.0031	U	0.0032	U	0.0045	U	0.016	U
Tetrachloroethylene	1.3	5.5	1.3	0.0028	U	0.0025	U	0.0031	U	0.0032	U	0.0045	U	0.016	U
Tetrahydrofuran	~	~	~	0.0055	U	0.005	U	0.0063	U	0.0064	U	0.009	U	0.033	U
Toluene	0.7	100	0.7	0.0028	U	0.0025	U	0.0031	U	0.0032	U	0.0045	U	0.016	U
trans-1,2-Dichloroethylene	0.19	100	0.19	0.0028	U	0.0025	U	0.0031	U	0.0032	U	0.0045	U	0.016	U
trans-1,3-Dichloropropylene	~	~	~	0.0028	U	0.0025	U	0.0031	U	0.0032	U	0.0045	U	0.016	U
trans-1,4-dichloro-2-butene	~	~	~	0.0028	U	0.0025	U	0.0031	U	0.0032	U	0.0045	U	0.016	U
Trichloroethylene	0.47	10	0.47	0.0028	U	0.0025	U	0.0031	U	0.0032	U	0.0045	U	0.016	U
Trichlorofluoromethane	~	~	~	0.0028	U	0.0025	U	0.0031	U	0.0032	U	0.0045	U	0.016	U
Vinyl acetate	~	~	~	0.0028	U	0.0025	U	0.0031	U	0.0032	U	0.0045	U	0.016	U
Vinyl Chloride	0.02	0.21	0.02	0.0028	U	0.0025	U	0.0031	U	0.0032	U	0.0045	U	0.016	U
Xylenes, Total	0.26	100	1.6	0.0083	U	0.0076	U	0.0094	U	0.0096	U	0.014	U	0.049	U

Table Notes:

--: No guidance value.
mg/kg: Milligrams per Kilogram.
U: Not detected at the reported detection limit for the sample.
B: Analyte found in the analysis batch blank.
J: Estimate Value. The analyte concentration is below the quantitative limit (RL), but above the method detection limit (MDL) or est.imated detection limit (EDL)
in / ft bgs: inches / feet below ground surface.
in / ft bcs : inches / feet below cellar slab.

Value exceeds its Part 375 Unrestricted Use and Protection of Groundwater Soil Cleanup Objectives.

Table 2 - Volatile Organic Compounds in Soil
55 Eckford Street
Brooklyn, NY

Remedial Investigation Report
BCP Site No. C224168

LOCATION	Part 375 Unrestricted Use SCOs	Part 375 Residential Use SCOs	Part 375 Protection of Groundwater SCOs	GZ-05A (0-2in bgs)		GZ-05B (0-2ft bgs)		GZ-05C (4-6ft bgs)		GZ-05D (8-10ft bgs)		GZ-05E (12-14ft bgs)		GZ-05F(18-20ft bgs)	
LAB SAMPLE ID				24L0797-01		24L0797-02		24L0797-03		24L0797-04		24L0797-05		24L0797-06	
SAMPLE DATE				12/11/2024 12:05:00 PM		12/11/2024 12:50:00 PM		12/11/2024 1:00:00 PM		12/11/2024 12:40:00 PM		12/11/2024 12:30:00 PM		12/11/2024 12:20:00 PM	
				Results	Qual	Results	Qual	Results	Qual	Results	Qual	Results	Qual	Results	Qual
Volatile Organic Compounds (VOC) BY EPA Method 5035/8260 (mg/kg)															
1,1,1,2-Tetrachloroethane	~	~	~	0.0026	U	0.0029	U	0.0026	U	0.0038	U	0.0044	U	0.008	U
1,1,1-Trichloroethane	0.68	100	0.68	0.0026	U	0.0029	U	0.0026	U	0.0038	U	0.0044	U	0.008	U
1,1,2,2-Tetrachloroethane	~	~	~	0.0026	U	0.0029	U	0.0026	U	0.0038	U	0.0044	U	0.008	U
1,1,2-Trichloro-1,2,2-trifluoroethane	~	~	~	0.0026	U	0.0029	U	0.0026	U	0.0038	U	0.0044	U	0.008	U
1,1,2-Trichloroethane	~	~	~	0.0026	U	0.0029	U	0.0026	U	0.0038	U	0.0044	U	0.008	U
1,1-Dichloroethane	0.27	19	0.27	0.0026	U	0.0029	U	0.0026	U	0.0038	U	0.0044	U	0.008	U
1,1-Dichloroethylene	0.33	100	0.33	0.0026	U	0.0029	U	0.0026	U	0.0038	U	0.0044	U	0.008	U
1,1-Dichloropropylene	~	~	~	0.0026	U	0.0029	U	0.0026	U	0.0038	U	0.0044	U	0.008	U
1,2,3-Trichlorobenzene	~	~	~	0.0026	U	0.0029	U	0.0026	U	0.0038	U	0.0044	U	0.008	U
1,2,3-Trichloropropane	~	~	~	0.0026	U	0.0029	U	0.0026	U	0.0038	U	0.0044	U	0.008	U
1,2,4,5-Tetramethylbenzene	~	~	~	0.0026	U	0.0029	U	0.0026	U	0.0038	U	0.0044	U	0.008	U
1,2,4-Trichlorobenzene	~	~	~	0.0026	U	0.0029	U	0.0026	U	0.0038	U	0.0044	U	0.008	U
1,2,4-Trimethylbenzene	3.6	47	3.6	0.0026	U	0.0029	U	0.0026	U	0.0038	U	0.0044	U	0.008	U
1,2-Dibromo-3-chloropropane	~	~	~	0.0026	U	0.0029	U	0.0026	U	0.0038	U	0.0044	U	0.008	U
1,2-Dibromoethane	~	~	~	0.0026	U	0.0029	U	0.0026	U	0.0038	U	0.0044	U	0.008	U
1,2-Dichlorobenzene	1.1	100	1.1	0.0026	U	0.0029	U	0.0026	U	0.0038	U	0.0044	U	0.008	U
1,2-Dichloroethane	0.02	2.3	0.02	0.0026	U	0.0029	U	0.0026	U	0.0038	U	0.0044	U	0.008	U
1,2-Dichloropropane	~	~	~	0.0026	U	0.0029	U	0.0026	U	0.0038	U	0.0044	U	0.008	U
1,3,5-Trimethylbenzene	8.4	47	8.4	0.0026	U	0.0029	U	0.0026	U	0.0038	U	0.0044	U	0.008	U
1,3-Dichlorobenzene	2.4	17	2.4	0.0026	U	0.0029	U	0.0026	U	0.0038	U	0.0044	U	0.008	U
1,3-Dichloropropane	~	~	~	0.0026	U	0.0029	U	0.0026	U	0.0038	U	0.0044	U	0.008	U
1,4-Dichlorobenzene	1.8	9.8	1.8	0.0026	U	0.0029	U	0.0026	U	0.0038	U	0.0044	U	0.008	U
1,4-Dioxane	0.1	9.8	0.1	0.051	U	0.058	U	0.051	U	0.076	U	0.087	U	0.16	U
2,2-Dichloropropane	~	~	~	0.0026	U	0.0029	U	0.0026	U	0.0038	U	0.0044	U	0.008	U
2-Butanone	0.12	100	0.12	0.0026	U	0.0029	U	0.0026	U	0.0038	U	0.0082	J	0.046	
2-Chloroethylvinyl ether	~	~	~	0.01	U	0.012	U	0.01	U	0.015	U	0.017	U	0.032	U
2-Chlorotoluene	~	~	~	0.0026	U	0.0029	U	0.0026	U	0.0038	U	0.0044	U	0.008	U
2-Hexanone	~	~	~	0.0026	U	0.0029	U	0.0026	U	0.0038	U	0.0044	U	0.008	U
4-Chlorotoluene	~	~	~	0.0026	U	0.0029	U	0.0026	U	0.0038	U	0.0044	U	0.008	U
4-Methyl-2-pentanone	~	~	~	0.0026	U	0.0029	U	0.0026	U	0.0038	U	0.0044	U	0.008	U
Acetone	0.05	100	0.05	0.0051	U	0.0058	U	0.0051	U	0.0076	U	0.04		**0.15**	
Acrolein	~	~	~	0.0051	U	0.0058	U	0.0051	U	0.0076	U	0.0087	U	0.016	U
Acrylonitrile	~	~	~	0.0026	U	0.0029	U	0.0026	U	0.0038	U	0.0044	U	0.008	U
Benzene	0.06	2.9	0.06	0.0026	U	0.0029	U	0.0026	U	0.0038	U	0.0044	U	0.008	U
Bromobenzene	~	~	~	0.0026	U	0.0029	U	0.0026	U	0.0038	U	0.0044	U	0.008	U
Bromochloromethane	~	~	~	0.0026	U	0.0029	U	0.0026	U	0.0038	U	0.0044	U	0.008	U
Bromodichloromethane	~	~	~	0.0026	U	0.0029	U	0.0026	U	0.0038	U	0.0044	U	0.008	U
Bromoform	~	~	~	0.0026	U	0.0029	U	0.0026	U	0.0038	U	0.0044	U	0.008	U
Bromomethane	~	~	~	0.0026	U	0.0029	U	0.0026	U	0.0038	U	0.0044	U	0.008	U
Carbon disulfide	~	~	~	0.0026	U	0.0029	U	0.0026	U	0.0038	U	0.0059	J	0.008	U
Carbon tetrachloride	0.76	1.4	0.76	0.0026	U	0.0029	U	0.0026	U	0.0038	U	0.0044	U	0.008	U
Chlorobenzene	1.1	100	1.1	0.0026	U	0.0029	U	0.0026	U	0.0038	U	0.0044	U	0.008	U
Chloroethane	~	~	~	0.0026	U	0.0029	U	0.0026	U	0.0038	U	0.0044	U	0.008	U
Chloroform	0.37	10	0.37	0.0026	U	0.0029	U	0.0026	U	0.0038	U	0.0044	U	0.008	U
Chloromethane	~	~	~	0.0026	U	0.0029	U	0.0026	U	0.0038	U	0.0044	U	0.008	U
cis-1,2-Dichloroethylene	0.25	59	0.25	0.0026	U	0.0052	J	0.0026	U	0.0038	U	0.0044	U	0.008	U
cis-1,3-Dichloropropylene	~	~	~	0.0026	U	0.0029	U	0.0026	U	0.0038	U	0.0044	U	0.008	U
Cyclohexane	~	~	~	0.0026	U	0.0029	U	0.0026	U	0.0038	U	0.0044	U	0.008	U
Dibromochloromethane	~	~	~	0.0026	U	0.0029	U	0.0026	U	0.0038	U	0.0044	U	0.008	U
Dibromomethane	~	~	~	0.0026	U	0.0029	U	0.0026	U	0.0038	U	0.0044	U	0.008	U
Dichlorodifluoromethane	~	~	~	0.0026	U	0.0029	U	0.0026	U	0.0038	U	0.0044	U	0.008	U
Diisopropyl ether (DIPE)	~	~	~	0.0041	U	0.0046	U	0.0041	U	0.0061	U	0.007	U	0.013	U
Ethanol	~	~	~	0.041	U	0.046	U	0.041	U	0.061	U	0.07	U	0.13	U
Ethyl Benzene	1	30	1	0.0026	U	0.0029	U	0.0026	U	0.0038	U	0.0044	U	0.008	U
Ethyl tert-butyl ether (ETBE)	~	~	~	0.0041	U	0.0046	U	0.0041	U	0.0061	U	0.007	U	0.013	U
Hexachlorobutadiene	~	~	~	0.0026	U	0.0029	U	0.0026	U	0.0038	U	0.0044	U	0.008	U
Iodomethane	~	~	~	0.0026	U	0.0029	U	0.0026	U	0.0038	U	0.0044	U	0.008	U
Isopropylbenzene	~	~	~	0.0026	U	0.0029	U	0.0026	U	0.0038	U	0.0044	U	0.008	U
Methyl acetate	~	~	~	0.0026	U	0.0029	U	0.0026	U	0.0038	U	0.0044	U	0.008	U
Methyl Methacrylate	~	~	~	0.0026	U	0.0029	U	0.0026	U	0.0038	U	0.0044	U	0.008	U
Methyl tert-butyl ether (MTBE)	0.93	62	0.93	0.0026	U	0.0029	U	0.0026	U	0.0038	U	0.0044	U	0.008	U
Methylcyclohexane	~	~	~	0.0026	U	0.0029	U	0.0026	U	0.0038	U	0.0044	U	0.008	U
Methylene chloride	0.05	51	0.05	0.0051	U	0.0058	U	0.0051	U	0.0076	U	0.0087	U	0.016	J
Naphthalene	12	100	12	0.0026	U	0.0029	U	0.0026	U	0.0038	U	0.0044	U	0.008	U
n-Butylbenzene	12	100	12	0.0026	U	0.0029	U	0.0026	U	0.0038	U	0.0044	U	0.008	U
n-Propylbenzene	3.9	100	3.9	0.0026	U	0.0029	U	0.0026	U	0.0038	U	0.0044	U	0.008	U
o-Xylene	~	~	~	0.0026	U	0.0029	U	0.0026	U	0.0038	U	0.0044	U	0.008	U
p- & m- Xylenes	~	~	~	0.0051	U	0.0058	U	0.0051	U	0.0076	U	0.0087	U	0.016	U
p-Diethylbenzene	~	~	~	0.0026	U	0.0029	U	0.0026	U	0.0038	U	0.0044	U	0.008	U
p-Ethyltoluene	~	~	~	0.0026	U	0.0029	U	0.0026	U	0.0038	U	0.0044	U	0.008	U
p-Isopropyltoluene	~	~	~	0.0026	U	0.0029	U	0.0026	U	0.0038	U	0.0044	U	0.008	U
sec-Butylbenzene	11	100	11	0.0026	U	0.0029	U	0.0026	U	0.0038	U	0.055		0.008	U
Styrene	~	~	~	0.0026	U	0.0029	U	0.0026	U	0.0038	U	0.0044	U	0.008	U
tert-Amyl alcohol (TAA)	~	~	~	0.041	U	0.046	U	0.041	U	0.061	U	0.07	U	0.13	U
tert-Amyl methyl ether (TAME)	~	~	~	0.0041	U	0.0046	U	0.0041	U	0.0061	U	0.007	U	0.013	U
tert-Butyl alcohol (TBA)	~	~	~	0.0026	U	0.0029	U	0.0026	U	0.0038	U	0.0044	U	0.008	U
tert-Butylbenzene	5.9	100	5.9	0.0026	U	0.0029	U	0.0026	U	0.0038	U	0.059		0.008	U
Tetrachloroethylene	1.3	5.5	1.3	0.0026	U	0.0029	U	0.0026	U	0.0038	U	0.0044	U	0.008	U
Tetrahydrofuran	~	~	~	0.0051	U	0.0058	U	0.0051	U	0.0076	U	0.0087	U	0.016	U
Toluene	0.7	100	0.7	0.0026	U	0.0029	U	0.0026	U	0.0038	U	0.0044	U	0.008	U
trans-1,2-Dichloroethylene	0.19	100	0.19	0.0026	U	0.0029	U	0.0026	U	0.0038	U	0.0044	U	0.008	U
trans-1,3-Dichloropropylene	~	~	~	0.0026	U	0.0029	U	0.0026	U	0.0038	U	0.0044	U	0.008	U
trans-1,4-dichloro-2-butene	~	~	~	0.0026	U	0.0029	U	0.0026	U	0.0038	U	0.0044	U	0.008	U
Trichloroethylene	0.47	10	0.47	0.0026	U	0.028		0.005	J	0.0073	J	0.0044	U	0.008	U
Trichlorofluoromethane	~	~	~	0.0026	U	0.0029	U	0.0026	U	0.0038	U	0.0044	U	0.008	U
Vinyl acetate	~	~	~	0.0026	U	0.0029	U	0.0026	U	0.0038	U	0.0044	U	0.008	U
Vinyl Chloride	0.02	0.21	0.02	0.0026	U	0.0029	U	0.0026	U	0.0038	U	0.0044	U	0.008	U
Xylenes, Total	0.26	100	1.6	0.0077	U	0.0086	U	0.0077	U	0.011	U	0.013	U	0.024	U

Table Notes:

--: No guidance value.
mg/kg: Milligrams per Kilogram.
U: Not detected at the reported detection limit for the sample.
B: Analyte found in the analysis batch blank.
J: Estimate Value. The analyte concentration is below the quantitative limit (RL), but above the method detection limit (MDL) or est.imated detection limit (EDL)
in / ft bgs: inches / feet below ground surface.
in / ft bcs : inches / feet below cellar slab.

Value exceeds its Part 375 Unrestricted Use and Protection of Groundwater Soil Cleanup Objectives.

Table 2 - Volatile Organic Compounds in Soil
55 Eckford Street
Brooklyn, NY

Remedial Investigation Report
BCP Site No. C224168

LOCATION	Part 375 Unrestricted Use SCOs	Part 375 Residential Use SCOs	Part 375 Protection of Groundwater SCOs	GZ-06A (0-2in bgs)		GZ-06B (0-2ft bgs)		GZ-06C (4-6ft bgs)		GZ-06D (8-10ft bgs)		GZ-06E (12-14ft bgs)		GZ-06F (18-20ft bgs)	
LAB SAMPLE ID				24L0646-01		24L0646-02		24L0646-03		24L0646-04		24L0646-05		24L0646-06	
SAMPLE DATE				12/10/2024 9:20:00 AM		12/10/2024 9:30:00 AM		12/10/2024 9:45:00 AM		12/10/2024 10:10:00 AM		12/10/2024 10:30:00 AM		12/10/2024 10:45:00 AM	
				Results	Qual	Results	Qual	Results	Qual	Results	Qual	Results	Qual	Results	Qual
Volatile Organic Compounds (VOC) BY EPA Method 5035/8260 (mg/kg)															
1,1,1,2-Tetrachloroethane	~	~	~	0.0036	U	0.0033	U	0.0044	U	0.003	U	0.005	U	0.0039	U
1,1,1-Trichloroethane	0.68	100	0.68	0.0036	U	0.0033	U	0.0044	U	0.003	U	0.005	U	0.0039	U
1,1,2,2-Tetrachloroethane	~	~	~	0.0036	U	0.0033	U	0.0044	U	0.003	U	0.005	U	0.0039	U
1,1,2-Trichloro-1,2,2-trifluoroethane	~	~	~	0.0036	U	0.0033	U	0.0044	U	0.003	U	0.005	U	0.0039	U
1,1,2-Trichloroethane	~	~	~	0.0036	U	0.0033	U	0.0044	U	0.003	U	0.005	U	0.0039	U
1,1-Dichloroethane	0.27	19	0.27	0.0036	U	0.0033	U	0.0044	U	0.003	U	0.005	U	0.0039	U
1,1-Dichloroethylene	0.33	100	0.33	0.0036	U	0.0033	U	0.0044	U	0.003	U	0.005	U	0.0039	U
1,1-Dichloropropylene	~	~	~	0.0036	U	0.0033	U	0.0044	U	0.003	U	0.005	U	0.0039	U
1,2,3-Trichlorobenzene	~	~	~	0.0036	U	0.0033	U	0.0044	U	0.003	U	0.005	U	0.0039	U
1,2,3-Trichloropropane	~	~	~	0.0036	U	0.0033	U	0.0044	U	0.003	U	0.005	U	0.0039	U
1,2,4,5-Tetramethylbenzene	~	~	~	0.0036	U	0.0033	U	0.0044	U	0.003	U	0.092		0.0039	U
1,2,4-Trichlorobenzene	~	~	~	0.0036	U	0.0033	U	0.0044	U	0.003	U	0.005	U	0.0039	U
1,2,4-Trimethylbenzene	3.6	47	3.6	0.0036	U	0.0033	U	0.0044	U	0.003	U	0.005	U	0.0039	U
1,2-Dibromo-3-chloropropane	~	~	~	0.0036	U	0.0033	U	0.0044	U	0.003	U	0.005	U	0.0039	U
1,2-Dibromoethane	~	~	~	0.0036	U	0.0033	U	0.0044	U	0.003	U	0.005	U	0.0039	U
1,2-Dichlorobenzene	1.1	100	1.1	0.0036	U	0.0033	U	0.0044	U	0.003	U	0.005	U	0.0039	U
1,2-Dichloroethane	0.02	2.3	0.02	0.0036	U	0.0033	U	0.0044	U	0.003	U	0.005	U	0.0039	U
1,2-Dichloropropane	~	~	~	0.0036	U	0.0033	U	0.0044	U	0.003	U	0.005	U	0.0039	U
1,3,5-Trimethylbenzene	8.4	47	8.4	0.0036	U	0.0033	U	0.0044	U	0.003	U	0.005	U	0.0039	U
1,3-Dichlorobenzene	2.4	17	2.4	0.0036	U	0.0033	U	0.0044	U	0.003	U	0.005	U	0.0039	U
1,3-Dichloropropane	~	~	~	0.0036	U	0.0033	U	0.0044	U	0.003	U	0.005	U	0.0039	U
1,4-Dichlorobenzene	1.8	9.8	1.8	0.0036	U	0.0033	U	0.0044	U	0.003	U	0.005	U	0.0039	U
1,4-Dioxane	0.1	9.8	0.1	0.072	U	0.066	U	0.088	U	0.061	U	0.1	U	0.078	U
2,2-Dichloropropane	~	~	~	0.0036	U	0.0033	U	0.0044	U	0.003	U	0.005	U	0.0039	U
2-Butanone	0.12	100	0.12	0.032		0.0033	U	0.0044	U	0.003	U	0.005	U	0.0064	J
2-Chloroethylvinyl ether	~	~	~	0.014	U	0.013	U	0.018	U	0.012	U	0.02	U	0.016	U
2-Chlorotoluene	~	~	~	0.0036	U	0.0033	U	0.0044	U	0.003	U	0.005	U	0.0039	U
2-Hexanone	~	~	~	0.0036	U	0.0033	U	0.0044	U	0.003	U	0.005	U	0.0039	U
4-Chlorotoluene	~	~	~	0.0036	U	0.0033	U	0.0044	U	0.003	U	0.005	U	0.0039	U
4-Methyl-2-pentanone	~	~	~	0.0036	U	0.0033	U	0.0044	U	0.003	U	0.005	U	0.0039	U
Acetone	0.05	100	0.05	**0.51**		0.0066	U	0.0088	U	0.0061	U	0.016	J	0.022	
Acrolein	~	~	~	0.0072	U	0.0066	U	0.0088	U	0.0061	U	0.01	U	0.0078	U
Acrylonitrile	~	~	~	0.0036	U	0.0033	U	0.0044	U	0.003	U	0.005	U	0.0039	U
Benzene	0.06	2.9	0.06	0.0036	U	0.0033	U	0.0044	U	0.003	U	0.005	U	0.0039	U
Bromobenzene	~	~	~	0.0036	U	0.0033	U	0.0044	U	0.003	U	0.005	U	0.0039	U
Bromochloromethane	~	~	~	0.0036	U	0.0033	U	0.0044	U	0.003	U	0.005	U	0.0039	U
Bromodichloromethane	~	~	~	0.0036	U	0.0033	U	0.0044	U	0.003	U	0.005	U	0.0039	U
Bromoform	~	~	~	0.0036	U	0.0033	U	0.0044	U	0.003	U	0.005	U	0.0039	U
Bromomethane	~	~	~	0.0036	U	0.0033	U	0.0044	U	0.003	U	0.005	U	0.0039	U
Carbon disulfide	~	~	~	0.0036	U	0.0033	U	0.0044	U	0.003	U	0.005	U	0.0039	U
Carbon tetrachloride	0.76	1.4	0.76	0.0036	U	0.0033	U	0.0044	U	0.003	U	0.005	U	0.0039	U
Chlorobenzene	1.1	100	1.1	0.0036	U	0.0033	U	0.0044	U	0.003	U	0.005	U	0.0039	U
Chloroethane	~	~	~	0.0036	U	0.0033	U	0.0044	U	0.003	U	0.005	U	0.0039	U
Chloroform	0.37	10	0.37	0.0036	U	0.0033	U	0.0044	U	0.003	U	0.005	U	0.0039	U
Chloromethane	~	~	~	0.0036	U	0.0033	U	0.0044	U	0.003	U	0.005	U	0.0039	U
cis-1,2-Dichloroethylene	0.25	59	0.25	0.0036	U	0.0033	U	0.0044	U	0.003	U	0.005	U	0.0039	U
cis-1,3-Dichloropropylene	~	~	~	0.0036	U	0.0033	U	0.0044	U	0.003	U	0.005	U	0.0039	U
Cyclohexane	~	~	~	0.0036	U	0.0033	U	0.0044	U	0.003	U	0.005	U	0.0039	U
Dibromochloromethane	~	~	~	0.0036	U	0.0033	U	0.0044	U	0.003	U	0.005	U	0.0039	U
Dibromomethane	~	~	~	0.0036	U	0.0033	U	0.0044	U	0.003	U	0.005	U	0.0039	U
Dichlorodifluoromethane	~	~	~	0.0036	U	0.0033	U	0.0044	U	0.003	U	0.005	U	0.0039	U
Diisopropyl ether (DIPE)	~	~	~	0.0058	U	0.0052	U	0.007	U	0.0049	U	0.008	U	0.0063	U
Ethanol	~	~	~	0.16	J	0.052	U	0.07	U	0.049	U	0.08	U	0.063	U
Ethyl Benzene	1	30	1	0.0036	U	0.0033	U	0.0044	U	0.003	U	0.005	U	0.0039	U
Ethyl tert-butyl ether (ETBE)	~	~	~	0.0058	U	0.0052	U	0.007	U	0.0049	U	0.008	U	0.0063	U
Hexachlorobutadiene	~	~	~	0.0036	U	0.0033	U	0.0044	U	0.003	U	0.005	U	0.0039	U
Iodomethane	~	~	~	0.0036	U	0.0033	U	0.0044	U	0.003	U	0.005	U	0.0039	U
Isopropylbenzene	~	~	~	0.0036	U	0.0033	U	0.0044	U	0.003	U	0.005	U	0.0039	U
Methyl acetate	~	~	~	0.013		0.0033	U	0.0044	U	0.003	U	0.005	U	0.0039	U
Methyl Methacrylate	~	~	~	0.0036	U	0.0033	U	0.0044	U	0.003	U	0.005	U	0.0039	U
Methyl tert-butyl ether (MTBE)	0.93	62	0.93	0.0036	U	0.0033	U	0.0044	U	0.003	U	0.005	U	0.0039	U
Methylcyclohexane	~	~	~	0.0036	U	0.0033	U	0.0044	U	0.003	U	0.005	U	0.0039	U
Methylene chloride	0.05	51	0.05	0.0072	U	0.0066	U	0.0088	U	0.0061	U	0.025	B	0.0078	U
Naphthalene	12	100	12	0.0036	U	0.0033	U	0.0044	U	0.003	U	0.005	U	0.0039	U
n-Butylbenzene	12	100	12	0.0036	U	0.0033	U	0.0044	U	0.003	U	0.005	U	0.0039	U
n-Propylbenzene	3.9	100	3.9	0.0036	U	0.0033	U	0.0044	U	0.003	U	0.005	U	0.0039	U
o-Xylene	~	~	~	0.0036	U	0.0033	U	0.0044	U	0.003	U	0.005	U	0.0039	U
p- & m- Xylenes	~	~	~	0.0072	U	0.0066	U	0.0088	U	0.0061	U	0.01	U	0.0078	U
p-Diethylbenzene	~	~	~	0.0036	U	0.0033	U	0.0044	U	0.003	U	0.0098	J	0.0039	U
p-Ethyltoluene	~	~	~	0.0036	U	0.0033	U	0.0044	U	0.003	U	0.005	U	0.0039	U
p-Isopropyltoluene	~	~	~	0.0036	U	0.0033	U	0.0044	U	0.003	U	0.005	U	0.0039	U
sec-Butylbenzene	11	100	11	0.0036	U	0.0033	U	0.0044	U	0.003	U	0.57		0.0039	U
Styrene	~	~	~	0.0036	U	0.0033	U	0.0044	U	0.003	U	0.005	U	0.0039	U
tert-Amyl alcohol (TAA)	~	~	~	0.058	U	0.052	U	0.07	U	0.049	U	0.08	U	0.063	U
tert-Amyl methyl ether (TAME)	~	~	~	0.0058	U	0.0052	U	0.007	U	0.0049	U	0.008	U	0.0063	U
tert-Butyl alcohol (TBA)	~	~	~	0.0036	U	0.0033	U	0.0044	U	0.003	U	0.005	U	0.0039	U
tert-Butylbenzene	5.9	100	5.9	0.0036	U	0.0033	U	0.0044	U	0.003	U	0.11		0.0039	U
Tetrachloroethylene	1.3	5.5	1.3	0.0036	U	0.0033	U	0.0044	U	0.003	U	0.005	U	0.0039	U
Tetrahydrofuran	~	~	~	0.0072	U	0.0066	U	0.0088	U	0.0061	U	0.01	U	0.0078	U
Toluene	0.7	100	0.7	0.0036	U	0.0033	U	0.0044	U	0.003	U	0.005	U	0.0039	U
trans-1,2-Dichloroethylene	0.19	100	0.19	0.0036	U	0.0033	U	0.0044	U	0.003	U	0.005	U	0.0039	U
trans-1,3-Dichloropropylene	~	~	~	0.0036	U	0.0033	U	0.0044	U	0.003	U	0.005	U	0.0039	U
trans-1,4-dichloro-2-butene	~	~	~	0.0036	U	0.0033	U	0.0044	U	0.003	U	0.005	U	0.0039	U
Trichloroethylene	0.47	10	0.47	0.0036	U	0.0033	U	0.0045	J	0.003	U	0.005	U	0.0039	U
Trichlorofluoromethane	~	~	~	0.0036	U	0.0033	U	0.0044	U	0.003	U	0.005	U	0.0039	U
Vinyl acetate	~	~	~	0.0036	U	0.0033	U	0.0044	U	0.003	U	0.005	U	0.0039	U
Vinyl Chloride	0.02	0.21	0.02	0.0036	U	0.0033	U	0.0044	U	0.003	U	0.005	U	0.0039	U
Xylenes, Total	0.26	100	1.6	0.011	U	0.0098	U	0.013	U	0.0091	U	0.015	U	0.012	U

Table Notes:

--: No guidance value.
mg/kg: Milligrams per Kilogram.
U: Not detected at the reported detection limit for the sample.
B: Analyte found in the analysis batch blank.
J: Estimate Value. The analyte concentration is below the quantitative limit (RL), but above the method detection limit (MDL) or est.imated detection limit (EDL)
in / ft bgs: inches / feet below ground surface.
in / ft bcs : inches / feet below cellar slab.

Value exceeds its Part 375 Unrestricted Use and Protection of Groundwater Soil Cleanup Objectives.

Table 2 - Volatile Organic Compounds in Soil
55 Eckford Street
Brooklyn, NY

Remedial Investigation Report
BCP Site No. C224168

LOCATION	Part 375 Unrestricted Use SCOs	Part 375 Residential Use SCOs	Part 375 Protection of Groundwater SCOs	GZ-07A (0-2in bgs)		GZ-07B (0-2ft bgs)		GZ-07C (4-6ft bgs)		GZ-07D (8-10ft bgs)		GZ-07E (12-14ft bgs)		GZ-07F (18-20ft bgs)	
LAB SAMPLE ID				24L0646-07		24L0646-08		24L0646-09		24L0646-10		24L0646-11		24L0646-12	
SAMPLE DATE				12/10/2024 11:30:00 AM		12/10/2024 11:40:00 AM		12/10/2024 11:50:00 AM		12/10/2024 12:00:00 PM		12/10/2024 12:30:00 PM		12/10/2024 12:45:00 PM	
				Results	Qual	Results	Qual	Results	Qual	Results	Qual	Results	Qual	Results	Qual
Volatile Organic Compounds (VOC) BY EPA Method 5035/8260 (mg/kg)															
1,1,1,2-Tetrachloroethane	~	~	~	0.0026	U	0.0033	U	0.0028	U	0.0044	U	0.0038	U	0.0068	U
1,1,1-Trichloroethane	0.68	100	0.68	0.0026	U	0.0033	U	0.0028	U	0.0044	U	0.0038	U	0.0068	U
1,1,2,2-Tetrachloroethane	~	~	~	0.0026	U	0.0033	U	0.0028	U	0.0044	U	0.0038	U	0.0068	U
1,1,2-Trichloro-1,2,2-trifluoroethane	~	~	~	0.0026	U	0.0033	U	0.0028	U	0.0044	U	0.0038	U	0.0068	U
1,1,2-Trichloroethane	~	~	~	0.0026	U	0.0033	U	0.0028	U	0.0044	U	0.0038	U	0.0068	U
1,1-Dichloroethane	0.27	19	0.27	0.0026	U	0.0033	U	0.0028	U	0.0044	U	0.0038	U	0.0068	U
1,1-Dichloroethylene	0.33	100	0.33	0.0026	U	0.0033	U	0.0028	U	0.0044	U	0.0038	U	0.0068	U
1,1-Dichloropropylene	~	~	~	0.0026	U	0.0033	U	0.0028	U	0.0044	U	0.0038	U	0.0068	U
1,2,3-Trichlorobenzene	~	~	~	0.0026	U	0.0033	U	0.0028	U	0.0044	U	0.0038	U	0.0068	U
1,2,3-Trichloropropane	~	~	~	0.0026	U	0.0033	U	0.0028	U	0.0044	U	0.0038	U	0.0068	U
1,2,4,5-Tetramethylbenzene	~	~	~	0.0026	U	0.0033	U	0.0028	U	0.0044	U	0.0038	U	0.0068	U
1,2,4-Trichlorobenzene	~	~	~	0.0026	U	0.0033	U	0.0028	U	0.0044	U	0.0038	U	0.0068	U
1,2,4-Trimethylbenzene	3.6	47	3.6	0.0026	U	0.0033	U	0.0028	U	0.0044	U	0.0038	U	0.0068	U
1,2-Dibromo-3-chloropropane	~	~	~	0.0026	U	0.0033	U	0.0028	U	0.0044	U	0.0038	U	0.0068	U
1,2-Dibromoethane	~	~	~	0.0026	U	0.0033	U	0.0028	U	0.0044	U	0.0038	U	0.0068	U
1,2-Dichlorobenzene	1.1	100	1.1	0.0026	U	0.0033	U	0.0028	U	0.0044	U	0.0038	U	0.0068	U
1,2-Dichloroethane	0.02	2.3	0.02	0.0026	U	0.0033	U	0.0028	U	0.0044	U	0.0038	U	0.0068	U
1,2-Dichloropropane	~	~	~	0.0026	U	0.0033	U	0.0028	U	0.0044	U	0.0038	U	0.0068	U
1,3,5-Trimethylbenzene	8.4	47	8.4	0.0026	U	0.0033	U	0.0028	U	0.0044	U	0.0038	U	0.0068	U
1,3-Dichlorobenzene	2.4	17	2.4	0.0026	U	0.0033	U	0.0028	U	0.0044	U	0.0038	U	0.0068	U
1,3-Dichloropropane	~	~	~	0.0026	U	0.0033	U	0.0028	U	0.0044	U	0.0038	U	0.0068	U
1,4-Dichlorobenzene	1.8	9.8	1.8	0.0026	U	0.0033	U	0.0028	U	0.0044	U	0.0038	U	0.0068	U
1,4-Dioxane	0.1	9.8	0.1	0.052	U	0.066	U	0.056	U	0.088	U	0.076	U	0.14	U
2,2-Dichloropropane	~	~	~	0.0026	U	0.0033	U	0.0028	U	0.0044	U	0.0038	U	0.0068	U
2-Butanone	0.12	100	0.12	0.0026	U	0.0033	U	0.0028	U	0.0044	U	0.0044	J	0.063	
2-Chloroethylvinyl ether	~	~	~	0.01	U	0.013	U	0.011	U	0.018	U	0.015	U	0.027	U
2-Chlorotoluene	~	~	~	0.0026	U	0.0033	U	0.0028	U	0.0044	U	0.0038	U	0.0068	U
2-Hexanone	~	~	~	0.0026	U	0.0033	U	0.0028	U	0.0044	U	0.0038	U	0.0068	U
4-Chlorotoluene	~	~	~	0.0026	U	0.0033	U	0.0028	U	0.0044	U	0.0038	U	0.0068	U
4-Methyl-2-pentanone	~	~	~	0.0026	U	0.0033	U	0.0028	U	0.0044	U	0.0038	U	0.0068	U
Acetone	0.05	100	0.05	0.0052	U	0.0066	U	0.0056	U	0.0088	U	0.015		**0.25**	
Acrolein	~	~	~	0.0052	U	0.0066	U	0.0056	U	0.0088	U	0.0076	U	0.014	U
Acrylonitrile	~	~	~	0.0026	U	0.0033	U	0.0028	U	0.0044	U	0.0038	U	0.0068	U
Benzene	0.06	2.9	0.06	0.0026	U	0.0033	U	0.0028	U	0.0044	U	0.0038	U	0.0068	U
Bromobenzene	~	~	~	0.0026	U	0.0033	U	0.0028	U	0.0044	U	0.0038	U	0.0068	U
Bromochloromethane	~	~	~	0.0026	U	0.0033	U	0.0028	U	0.0044	U	0.0038	U	0.0068	U
Bromodichloromethane	~	~	~	0.0026	U	0.0033	U	0.0028	U	0.0044	U	0.0038	U	0.0068	U
Bromoform	~	~	~	0.0026	U	0.0033	U	0.0028	U	0.0044	U	0.0038	U	0.0068	U
Bromomethane	~	~	~	0.0026	U	0.0033	U	0.0028	U	0.0044	U	0.0038	U	0.0068	U
Carbon disulfide	~	~	~	0.0026	U	0.0033	U	0.0028	U	0.0044	U	0.0038	U	0.0068	U
Carbon tetrachloride	0.76	1.4	0.76	0.0026	U	0.0033	U	0.0028	U	0.0044	U	0.0038	U	0.0068	U
Chlorobenzene	1.1	100	1.1	0.0026	U	0.0033	U	0.0028	U	0.0044	U	0.0038	U	0.0068	U
Chloroethane	~	~	~	0.0026	U	0.0033	U	0.0028	U	0.0044	U	0.0038	U	0.0068	U
Chloroform	0.37	10	0.37	0.0026	U	0.0033	U	0.0028	U	0.0044	U	0.0038	U	0.0068	U
Chloromethane	~	~	~	0.0026	U	0.0033	U	0.0028	U	0.0044	U	0.0038	U	0.0068	U
cis-1,2-Dichloroethylene	0.25	59	0.25	0.0026	U	0.0033	U	0.0028	U	0.0044	U	0.0038	U	0.0068	U
cis-1,3-Dichloropropylene	~	~	~	0.0026	U	0.0033	U	0.0028	U	0.0044	U	0.0038	U	0.0068	U
Cyclohexane	~	~	~	0.0026	U	0.0033	U	0.0028	U	0.0044	U	0.0038	U	0.0068	U
Dibromochloromethane	~	~	~	0.0026	U	0.0033	U	0.0028	U	0.0044	U	0.0038	U	0.0068	U
Dibromomethane	~	~	~	0.0026	U	0.0033	U	0.0028	U	0.0044	U	0.0038	U	0.0068	U
Dichlorodifluoromethane	~	~	~	0.0026	U	0.0033	U	0.0028	U	0.0044	U	0.0038	U	0.0068	U
Diisopropyl ether (DIPE)	~	~	~	0.0042	U	0.0053	U	0.0044	U	0.0071	U	0.0061	U	0.011	U
Ethanol	~	~	~	0.042	U	0.053	U	0.044	U	0.071	U	0.061	U	0.11	U
Ethyl Benzene	1	30	1	0.0026	U	0.0033	U	0.0028	U	0.0044	U	0.0038	U	0.0068	U
Ethyl tert-butyl ether (ETBE)	~	~	~	0.0042	U	0.0053	U	0.0044	U	0.0071	U	0.0061	U	0.011	U
Hexachlorobutadiene	~	~	~	0.0026	U	0.0033	U	0.0028	U	0.0044	U	0.0038	U	0.0068	U
Iodomethane	~	~	~	0.0026	U	0.0033	U	0.0028	U	0.0044	U	0.0038	U	0.0068	U
Isopropylbenzene	~	~	~	0.0026	U	0.0033	U	0.0028	U	0.0044	U	0.0038	U	0.0068	U
Methyl acetate	~	~	~	0.0026	U	0.0033	U	0.0028	U	0.0044	U	0.0038	U	0.0068	U
Methyl Methacrylate	~	~	~	0.0026	U	0.0033	U	0.0028	U	0.0044	U	0.0038	U	0.0068	U
Methyl tert-butyl ether (MTBE)	0.93	62	0.93	0.0026	U	0.0033	U	0.0028	U	0.0044	U	0.0038	U	0.0068	U
Methylcyclohexane	~	~	~	0.0026	U	0.0033	U	0.0028	U	0.0044	U	0.0038	U	0.0068	U
Methylene chloride	0.05	51	0.05	0.0052	U	0.0066	U	0.0056	U	0.0088	U	0.0076	U	**0.069**	**B**
Naphthalene	12	100	12	0.0026	U	0.0033	U	0.0028	U	0.0044	U	0.0038	U	0.0068	U
n-Butylbenzene	12	100	12	0.0026	U	0.0033	U	0.0028	U	0.0044	U	0.0038	U	0.0068	U
n-Propylbenzene	3.9	100	3.9	0.0026	U	0.0033	U	0.0028	U	0.0044	U	0.0038	U	0.0068	U
o-Xylene	~	~	~	0.0026	U	0.0033	U	0.0028	U	0.0044	U	0.0038	U	0.0068	U
p- & m- Xylenes	~	~	~	0.0052	U	0.0066	U	0.0056	U	0.0088	U	0.0076	U	0.014	U
p-Diethylbenzene	~	~	~	0.0026	U	0.0033	U	0.0028	U	0.0044	U	0.0038	U	0.0068	U
p-Ethyltoluene	~	~	~	0.0026	U	0.0033	U	0.0028	U	0.0044	U	0.0038	U	0.0068	U
p-Isopropyltoluene	~	~	~	0.0026	U	0.0033	U	0.0028	U	0.0044	U	0.0038	U	0.0068	U
sec-Butylbenzene	11	100	11	0.0026	U	0.0033	U	0.0028	U	0.0044	U	0.0038	U	0.0068	U
Styrene	~	~	~	0.0026	U	0.0033	U	0.0028	U	0.0044	U	0.0038	U	0.0068	U
tert-Amyl alcohol (TAA)	~	~	~	0.042	U	0.053	U	0.044	U	0.071	U	0.061	U	0.11	U
tert-Amyl methyl ether (TAME)	~	~	~	0.0042	U	0.0053	U	0.0044	U	0.0071	U	0.0061	U	0.011	U
tert-Butyl alcohol (TBA)	~	~	~	0.0026	U	0.0033	U	0.0028	U	0.0044	U	0.0038	U	0.0068	U
tert-Butylbenzene	5.9	100	5.9	0.0026	U	0.0033	U	0.0028	U	0.0044	U	0.019		0.0068	U
Tetrachloroethylene	1.3	5.5	1.3	0.0026	U	0.0033	U	0.0028	U	0.0044	U	0.0038	U	0.0068	U
Tetrahydrofuran	~	~	~	0.0052	U	0.0066	U	0.0056	U	0.0088	U	0.0076	U	0.014	U
Toluene	0.7	100	0.7	0.0026	U	0.0033	U	0.0028	U	0.0044	U	0.0038	U	0.0068	U
trans-1,2-Dichloroethylene	0.19	100	0.19	0.0026	U	0.0033	U	0.0028	U	0.0044	U	0.0038	U	0.0068	U
trans-1,3-Dichloropropylene	~	~	~	0.0026	U	0.0033	U	0.0028	U	0.0044	U	0.0038	U	0.0068	U
trans-1,4-dichloro-2-butene	~	~	~	0.0026	U	0.0033	U	0.0028	U	0.0044	U	0.0038	U	0.0068	U
Trichloroethylene	0.47	10	0.47	0.0026	U	0.0052	J	0.0038	J	0.018		0.0038	U	0.0068	U
Trichlorofluoromethane	~	~	~	0.0026	U	0.0033	U	0.0028	U	0.0044	U	0.0038	U	0.0068	U
Vinyl acetate	~	~	~	0.0026	U	0.0033	U	0.0028	U	0.0044	U	0.0038	U	0.0068	U
Vinyl Chloride	0.02	0.21	0.02	0.0026	U	0.0033	U	0.0028	U	0.0044	U	0.0038	U	0.0068	U
Xylenes, Total	0.26	100	1.6	0.0078	U	0.01	U	0.0083	U	0.013	U	0.011	U	0.02	U

Table Notes:

--: No guidance value.
mg/kg: Milligrams per Kilogram.
U: Not detected at the reported detection limit for the sample.
B: Analyte found in the analysis batch blank.
J: Estimate Value. The analyte concentration is below the quantitative limit (RL), but above the method detection limit (MDL) or est.imated detection limit (EDL)
in / ft bgs: inches / feet below ground surface.
in / ft bcs : inches / feet below cellar slab.

Value exceeds its Part 375 Unrestricted Use and Protection of Groundwater Soil Cleanup Objectives.

Table 2 - Volatile Organic Compounds in Soil
55 Eckford Street
Brooklyn, NY

Remedial Investigation Report
BCP Site No. C224168

LOCATION	Part 375 Unrestricted Use SCOs	Part 375 Residential Use SCOs	Part 375 Protection of Groundwater SCOs	GZ-08A(0-2 ft bcs)		GZ-08B (4-6ft bcs)		GZ-08C(8-10 ft bcs)		GZ-09A (0-2 ft bcs)		GZ-09B(4-6ft bcs)		GZ-09C (8-10 ft bcs)	
LAB SAMPLE ID				24L0797-07		24L0797-08		24L0797-09		24L0797-10		24L0797-11		24L0797-12	
SAMPLE DATE				12/11/2024 9:50:00 AM		12/11/2024 10:00:00 AM		12/11/2024 10:10:00 AM		12/11/2024 8:45:00 AM		12/11/2024 9:15:00 AM		12/11/2024 9:30:00 AM	
				Results	Qual	Results	Qual	Results	Qual	Results	Qual	Results	Qual	Results	Qual
Volatile Organic Compounds (VOC) BY EPA Method 5035/8260 (mg/kg)															
1,1,1,2-Tetrachloroethane	~	~	~	0.0027	U	0.0031	U	0.0022	U	0.0025	U	0.0031	U	0.0027	U
1,1,1-Trichloroethane	0.68	100	0.68	0.0027	U	0.0031	U	0.0022	U	0.0025	U	0.0031	U	0.0027	U
1,1,2,2-Tetrachloroethane	~	~	~	0.0027	U	0.0031	U	0.0022	U	0.0025	U	0.0031	U	0.0027	U
1,1,2-Trichloro-1,2,2-trifluoroethane	~	~	~	0.0027	U	0.0031	U	0.0022	U	0.0025	U	0.0031	U	0.0027	U
1,1,2-Trichloroethane	~	~	~	0.0027	U	0.0031	U	0.0022	U	0.0025	U	0.0031	U	0.0027	U
1,1-Dichloroethane	0.27	19	0.27	0.0027	U	0.0031	U	0.0022	U	0.0025	U	0.0031	U	0.0027	U
1,1-Dichloroethylene	0.33	100	0.33	0.0027	U	0.0031	U	0.0022	U	0.0025	U	0.0031	U	0.0027	U
1,1-Dichloropropylene	~	~	~	0.0027	U	0.0031	U	0.0022	U	0.0025	U	0.0031	U	0.0027	U
1,2,3-Trichlorobenzene	~	~	~	0.0027	U	0.0031	U	0.0022	U	0.0025	U	0.0031	U	0.0027	U
1,2,3-Trichloropropane	~	~	~	0.0027	U	0.0031	U	0.0022	U	0.0025	U	0.0031	U	0.0027	U
1,2,4,5-Tetramethylbenzene	~	~	~	0.0027	U	0.0031	U	0.0022	U	0.0025	U	0.046		0.017	
1,2,4-Trichlorobenzene	~	~	~	0.0027	U	0.0031	U	0.0022	U	0.0025	U	0.0031	U	0.0027	U
1,2,4-Trimethylbenzene	3.6	47	3.6	0.0027	U	0.0031	U	0.0022	U	0.0025	U	0.052		0.012	
1,2-Dibromo-3-chloropropane	~	~	~	0.0027	U	0.0031	U	0.0022	U	0.0025	U	0.0031	U	0.0027	U
1,2-Dibromoethane	~	~	~	0.0027	U	0.0031	U	0.0022	U	0.0025	U	0.0031	U	0.0027	U
1,2-Dichlorobenzene	1.1	100	1.1	0.0027	U	0.0031	U	0.0022	U	0.0025	U	0.0031	U	0.0027	U
1,2-Dichloroethane	0.02	2.3	0.02	0.0027	U	0.0031	U	0.0022	U	0.0025	U	0.0031	U	0.0027	U
1,2-Dichloropropane	~	~	~	0.0027	U	0.0031	U	0.0022	U	0.0025	U	0.0031	U	0.0027	U
1,3,5-Trimethylbenzene	8.4	47	8.4	0.0027	U	0.0031	U	0.0022	U	0.0025	U	0.026		0.0068	
1,3-Dichlorobenzene	2.4	17	2.4	0.0027	U	0.0031	U	0.0022	U	0.0025	U	0.0031	U	0.0027	U
1,3-Dichloropropane	~	~	~	0.0027	U	0.0031	U	0.0022	U	0.0025	U	0.0031	U	0.0027	U
1,4-Dichlorobenzene	1.8	9.8	1.8	0.0027	U	0.0031	U	0.0022	U	0.0025	U	0.0031	U	0.0027	U
1,4-Dioxane	0.1	9.8	0.1	0.054	U	0.062	U	0.043	U	0.05	U	0.062	U	0.053	U
2,2-Dichloropropane	~	~	~	0.0027	U	0.0031	U	0.0022	U	0.0025	U	0.0031	U	0.0027	U
2-Butanone	0.12	100	0.12	0.0027	U	0.0031	U	0.0022	U	0.0025	U	0.0031	U	0.0027	U
2-Chloroethylvinyl ether	~	~	~	0.011	U	0.012	U	0.0086	U	0.01	U	0.012	U	0.011	U
2-Chlorotoluene	~	~	~	0.0027	U	0.0031	U	0.0022	U	0.0025	U	0.0031	U	0.0027	U
2-Hexanone	~	~	~	0.0027	U	0.0031	U	0.0022	U	0.0025	U	0.0031	U	0.0027	U
4-Chlorotoluene	~	~	~	0.0027	U	0.0031	U	0.0022	U	0.0025	U	0.0031	U	0.0027	U
4-Methyl-2-pentanone	~	~	~	0.0027	U	0.0031	U	0.0022	U	0.0025	U	0.0031	U	0.0027	U
Acetone	0.05	100	0.05	0.0054	U	0.014		0.0075	J	0.005	U	0.014		0.012	
Acrolein	~	~	~	0.0054	U	0.0062	U	0.0043	U	0.005	U	0.0062	U	0.0053	U
Acrylonitrile	~	~	~	0.0027	U	0.0031	U	0.0022	U	0.0025	U	0.006	J	0.0027	U
Benzene	0.06	2.9	0.06	0.0027	U	0.0031	U	0.0022	U	0.0025	U	0.0031	U	0.0027	U
Bromobenzene	~	~	~	0.0027	U	0.0031	U	0.0022	U	0.0025	U	0.0031	U	0.0027	U
Bromochloromethane	~	~	~	0.0027	U	0.0031	U	0.0022	U	0.0025	U	0.0031	U	0.0027	U
Bromodichloromethane	~	~	~	0.0027	U	0.0031	U	0.0022	U	0.0025	U	0.0031	U	0.0027	U
Bromoform	~	~	~	0.0027	U	0.0031	U	0.0022	U	0.0025	U	0.0031	U	0.0027	U
Bromomethane	~	~	~	0.0027	U	0.0031	U	0.0022	U	0.0025	U	0.0031	U	0.0027	U
Carbon disulfide	~	~	~	0.0027	U	0.0031	U	0.0022	U	0.0025	U	0.0053	J	0.0031	J
Carbon tetrachloride	0.76	1.4	0.76	0.0027	U	0.0031	U	0.0022	U	0.0025	U	0.0031	U	0.0027	U
Chlorobenzene	1.1	100	1.1	0.0027	U	0.0031	U	0.0022	U	0.0025	U	0.0031	U	0.0027	U
Chloroethane	~	~	~	0.0027	U	0.0031	U	0.0022	U	0.0025	U	0.0031	U	0.0027	U
Chloroform	0.37	10	0.37	0.0027	U	0.0031	U	0.0022	U	0.0025	U	0.0031	U	0.0027	U
Chloromethane	~	~	~	0.0027	U	0.0031	U	0.0022	U	0.0025	U	0.0031	U	0.0027	U
cis-1,2-Dichloroethylene	0.25	59	0.25	0.0027	U	0.0031	U	0.0022	U	0.0025	U	0.0031	U	0.0027	U
cis-1,3-Dichloropropylene	~	~	~	0.0027	U	0.0031	U	0.0022	U	0.0025	U	0.0031	U	0.0027	U
Cyclohexane	~	~	~	0.0027	U	0.0031	U	0.0022	U	0.0025	U	0.029		0.0078	
Dibromochloromethane	~	~	~	0.0027	U	0.0031	U	0.0022	U	0.0025	U	0.0031	U	0.0027	U
Dibromomethane	~	~	~	0.0027	U	0.0031	U	0.0022	U	0.0025	U	0.0031	U	0.0027	U
Dichlorodifluoromethane	~	~	~	0.0027	U	0.0031	U	0.0022	U	0.0025	U	0.0031	U	0.0027	U
Diisopropyl ether (DIPE)	~	~	~	0.0044	U	0.005	U	0.0035	U	0.004	U	0.0049	U	0.0043	U
Ethanol	~	~	~	0.044	U	0.05	U	0.035	U	0.04	U	0.049	U	0.043	U
Ethyl Benzene	1	30	1	0.0027	U	0.0031	U	0.0022	U	0.0025	U	0.0086		0.0027	J
Ethyl tert-butyl ether (ETBE)	~	~	~	0.0044	U	0.005	U	0.0035	U	0.004	U	0.0049	U	0.0043	U
Hexachlorobutadiene	~	~	~	0.0027	U	0.0031	U	0.0022	U	0.0025	U	0.0031	U	0.0027	U
Iodomethane	~	~	~	0.0027	U	0.0031	U	0.0022	U	0.0025	U	0.0031	U	0.0027	U
Isopropylbenzene	~	~	~	0.0027	U	0.0031	U	0.0022	U	0.0025	U	0.0096		0.0043	J
Methyl acetate	~	~	~	0.0027	U	0.0031	U	0.0022	U	0.0025	U	0.0031	U	0.0027	U
Methyl Methacrylate	~	~	~	0.0027	U	0.0031	U	0.0022	U	0.0025	U	0.0031	U	0.0027	U
Methyl tert-butyl ether (MTBE)	0.93	62	0.93	0.0027	U	0.0031	U	0.0022	U	0.0025	U	0.0031	U	0.0027	U
Methylcyclohexane	~	~	~	0.0027	U	0.0031	U	0.0022	U	0.0025	U	0.047		0.01	
Methylene chloride	0.05	51	0.05	0.0054	U	0.0062	U	0.0043	U	0.005	U	0.0062	U	0.0053	U
Naphthalene	12	100	12	0.0027	U	0.0031	U	0.0022	U	0.0025	U	0.0072	J	0.0027	J
n-Butylbenzene	12	100	12	0.0027	U	0.0031	U	0.0022	U	0.0025	U	0.0079		0.0027	U
n-Propylbenzene	3.9	100	3.9	0.0027	U	0.0031	U	0.0022	U	0.0025	U	0.01		0.0029	J
o-Xylene	~	~	~	0.0027	U	0.0031	U	0.0022	U	0.0025	U	0.02		0.01	
p- & m- Xylenes	~	~	~	0.0054	U	0.0062	U	0.0043	U	0.005	U	0.028		0.013	
p-Diethylbenzene	~	~	~	0.0027	U	0.0031	U	0.0022	U	0.0025	U	0.022		0.0055	
p-Ethyltoluene	~	~	~	0.0027	U	0.0031	U	0.0022	U	0.0025	U	0.03		0.0069	
p-Isopropyltoluene	~	~	~	0.0027	U	0.0031	U	0.0022	U	0.0025	U	0.0037	J	0.0027	U
sec-Butylbenzene	11	100	11	0.0027	U	0.0031	U	0.0022	U	0.0025	U	0.05		0.024	
Styrene	~	~	~	0.0027	U	0.0031	U	0.0022	U	0.0025	U	0.0031	U	0.0027	U
tert-Amyl alcohol (TAA)	~	~	~	0.044	U	0.05	U	0.035	U	0.04	U	0.049	U	0.043	U
tert-Amyl methyl ether (TAME)	~	~	~	0.0044	U	0.005	U	0.0035	U	0.004	U	0.0049	U	0.0043	U
tert-Butyl alcohol (TBA)	~	~	~	0.0027	U	0.0031	U	0.0022	U	0.0025	U	0.0031	U	0.0027	U
tert-Butylbenzene	5.9	100	5.9	0.0027	U	0.0031	U	0.0022	U	0.0025	U	0.012		0.0073	
Tetrachloroethylene	1.3	5.5	1.3	0.0027	U	0.0031	U	0.0022	U	0.0025	U	0.0031	U	0.0027	U
Tetrahydrofuran	~	~	~	0.0054	U	0.0062	U	0.0043	U	0.005	U	0.0062	U	0.0053	U
Toluene	0.7	100	0.7	0.0027	U	0.0031	U	0.0022	U	0.0025	U	0.0074		0.0027	U
trans-1,2-Dichloroethylene	0.19	100	0.19	0.0027	U	0.0031	U	0.0022	U	0.0025	U	0.0031	U	0.0027	U
trans-1,3-Dichloropropylene	~	~	~	0.0027	U	0.0031	U	0.0022	U	0.0025	U	0.0031	U	0.0027	U
trans-1,4-dichloro-2-butene	~	~	~	0.0027	U	0.0031	U	0.0022	U	0.0025	U	0.0031	U	0.0027	U
Trichloroethylene	0.47	10	0.47	0.0027	U	0.0031	U	0.0022	U	0.0025	U	0.015		0.012	
Trichlorofluoromethane	~	~	~	0.0027	U	0.0031	U	0.0022	U	0.0025	U	0.0031	U	0.0027	U
Vinyl acetate	~	~	~	0.0027	U	0.0031	U	0.0022	U	0.0025	U	0.0031	U	0.0027	U
Vinyl Chloride	0.02	0.21	0.02	0.0027	U	0.0031	U	0.0022	U	0.0025	U	0.0031	U	0.0027	U
Xylenes, Total	0.26	100	1.6	0.0082	U	0.0093	U	0.0065	U	0.0075	U	0.048		0.023	

Table Notes:

--: No guidance value.
mg/kg: Milligrams per Kilogram.
U: Not detected at the reported detection limit for the sample.
B: Analyte found in the analysis batch blank.
J: Estimate Value. The analyte concentration is below the quantitative limit (RL), but above the method detection limit (MDL) or est.imated detection limit (EDL)
in / ft bgs: inches / feet below ground surface.
in / ft bcs : inches / feet below cellar slab.

Value exceeds its Part 375 Unrestricted Use and Protection of Groundwater Soil Cleanup Objectives.

Table 2 - Volatile Organic Compounds in Soil
55 Eckford Street
Brooklyn, NY

Remedial Investigation Report
BCP Site No. C224168

LOCATION	Part 375 Unrestricted Use SCOs	Part 375 Residential Use SCOs	Part 375 Protection of Groundwater SCOs	GZ-10A (0-2 ft bcs)		GZ-10B (4-6ft bcs)		GZ-10C (8-10 ft bcs)		GZ-FD-01		GZ-FD-02		GZ-FD-03	
LAB SAMPLE ID				24L0797-13		24L0797-14		24L0797-15		24L0646-13		24L0797-16		24L0931-25	
SAMPLE DATE				12/11/2024 11:10:00 AM		12/11/2024 11:20:00 AM		12/11/2024 11:30:00 AM		12/10/2024 11:40:00 AM		12/11/2024 3:00:00 PM		12/12/2024 3:00:00 PM	
				Results	Qual	Results	Qual	Results	Qual	Results	Qual	Results	Qual	Results	Qual
Volatile Organic Compounds (VOC) BY EPA Method 5035/8260 (mg/kg)															
1,1,1,2-Tetrachloroethane	~	~	~	0.0034	U	0.021	U	0.0045	U	0.0033	U	0.0046	U	0.0042	U
1,1,1-Trichloroethane	0.68	100	0.68	0.0034	U	0.021	U	0.0045	U	0.0033	U	0.0046	U	0.0042	U
1,1,2,2-Tetrachloroethane	~	~	~	0.0034	U	0.021	U	0.0045	U	0.0033	U	0.0046	U	0.0042	U
1,1,2-Trichloro-1,2,2-trifluoroethane	~	~	~	0.0034	U	0.021	U	0.0045	U	0.0033	U	0.0046	U	0.0042	U
1,1,2-Trichloroethane	~	~	~	0.0034	U	0.021	U	0.29		0.0033	U	0.0046	U	0.0042	U
1,1-Dichloroethane	0.27	19	0.27	0.0034	U	0.021	U	0.0045	U	0.0033	U	0.0046	U	0.0042	U
1,1-Dichloroethylene	0.33	100	0.33	0.0034	U	0.021	U	0.0045	U	0.0033	U	0.0046	U	0.0042	U
1,1-Dichloropropylene	~	~	~	0.0034	U	0.021	U	0.0045	U	0.0033	U	0.0046	U	0.0042	U
1,2,3-Trichlorobenzene	~	~	~	0.0034	U	0.021	U	0.0045	U	0.0033	U	0.0046	U	0.0042	U
1,2,3-Trichloropropane	~	~	~	0.0034	U	0.021	U	0.0045	U	0.0033	U	0.0046	U	0.0042	U
1,2,4,5-Tetramethylbenzene	~	~	~	0.0034	U	0.021	U	0.19		0.0033	U	0.0048	J	0.0042	U
1,2,4-Trichlorobenzene	~	~	~	0.0034	U	0.021	U	0.0045	U	0.0033	U	0.0046	U	0.0042	U
1,2,4-Trimethylbenzene	3.6	47	3.6	0.0034	U	0.021	U	0.0045	U	0.0033	U	0.0046	U	0.0042	U
1,2-Dibromo-3-chloropropane	~	~	~	0.0034	U	0.021	U	0.0045	U	0.0033	U	0.0046	U	0.0042	U
1,2-Dibromoethane	~	~	~	0.0034	U	0.021	U	0.0045	U	0.0033	U	0.0046	U	0.0042	U
1,2-Dichlorobenzene	1.1	100	1.1	0.0034	U	0.021	U	0.0045	U	0.0033	U	0.0046	U	0.0042	U
1,2-Dichloroethane	0.02	2.3	0.02	0.0034	U	0.021	U	0.0045	U	0.0033	U	0.0046	U	0.0042	U
1,2-Dichloropropane	~	~	~	0.0034	U	0.021	U	0.0045	U	0.0033	U	0.0046	U	0.0042	U
1,3,5-Trimethylbenzene	8.4	47	8.4	0.0034	U	0.021	U	0.0045	U	0.0033	U	0.0046	U	0.0042	U
1,3-Dichlorobenzene	2.4	17	2.4	0.0034	U	0.021	U	0.0045	U	0.0033	U	0.0046	U	0.0042	U
1,3-Dichloropropane	~	~	~	0.0034	U	0.021	U	0.0045	U	0.0033	U	0.0046	U	0.0042	U
1,4-Dichlorobenzene	1.8	9.8	1.8	0.0034	U	0.021	U	0.0045	U	0.0033	U	0.0046	U	0.0042	U
1,4-Dioxane	0.1	9.8	0.1	0.068	U	0.42	U	0.09	U	0.066	U	0.091	U	0.084	U
2,2-Dichloropropane	~	~	~	0.0034	U	0.021	U	0.0045	U	0.0033	U	0.0046	U	0.0042	U
2-Butanone	0.12	100	0.12	0.0034	U	0.021	U	0.016		0.0033	U	0.018		0.022	
2-Chloroethylvinyl ether	~	~	~	0.014	U	0.085	U	0.018	U	0.013	U	0.018	U	0.017	U
2-Chlorotoluene	~	~	~	0.0034	U	0.021	U	0.0045	U	0.0033	U	0.0046	U	0.0042	U
2-Hexanone	~	~	~	0.0034	U	0.021	U	0.0045	U	0.0033	U	0.0046	U	0.0042	U
4-Chlorotoluene	~	~	~	0.0034	U	0.021	U	0.0045	U	0.0033	U	0.0046	U	0.0042	U
4-Methyl-2-pentanone	~	~	~	0.0034	U	0.021	U	0.0045	U	0.0033	U	0.0046	U	0.0042	U
Acetone	0.05	100	0.05	0.0068	U	0.042	U	**0.054**		0.0066	U	**0.061**		**0.077**	
Acrolein	~	~	~	0.0068	U	0.042	U	0.009	U	0.0066	U	0.0091	U	0.0084	U
Acrylonitrile	~	~	~	0.0034	U	0.021	U	0.0045	U	0.0033	U	0.0046	U	0.0042	U
Benzene	0.06	2.9	0.06	0.0034	U	0.021	U	0.0045	U	0.0033	U	0.0046	U	0.0042	U
Bromobenzene	~	~	~	0.0034	U	0.021	U	0.0045	U	0.0033	U	0.0046	U	0.0042	U
Bromochloromethane	~	~	~	0.0034	U	0.021	U	0.0045	U	0.0033	U	0.0046	U	0.0042	U
Bromodichloromethane	~	~	~	0.0034	U	0.021	U	0.0045	U	0.0033	U	0.0046	U	0.0042	U
Bromoform	~	~	~	0.0034	U	0.021	U	0.0045	U	0.0033	U	0.0046	U	0.0042	U
Bromomethane	~	~	~	0.0034	U	0.021	U	0.0045	U	0.0033	U	0.0046	U	0.0042	U
Carbon disulfide	~	~	~	0.0034	U	0.021	U	0.0045	U	0.0033	U	0.0053	J	0.0042	U
Carbon tetrachloride	0.76	1.4	0.76	0.0034	U	0.021	U	0.0045	U	0.0033	U	0.0046	U	0.0042	U
Chlorobenzene	1.1	100	1.1	0.0034	U	0.021	U	0.0045	U	0.0033	U	0.0046	U	0.0042	U
Chloroethane	~	~	~	0.0034	U	0.021	U	0.0045	U	0.0033	U	0.0046	U	0.0042	U
Chloroform	0.37	10	0.37	0.0034	U	0.021	U	0.0045	U	0.0033	U	0.0046	U	0.0042	U
Chloromethane	~	~	~	0.0034	U	0.021	U	0.0045	U	0.0033	U	0.0046	U	0.0042	U
cis-1,2-Dichloroethylene	0.25	59	0.25	0.0034	U	0.021	U	0.0045	U	0.0033	U	0.0046	U	0.0042	U
cis-1,3-Dichloropropylene	~	~	~	0.0034	U	0.021	U	0.0045	U	0.0033	U	0.0046	U	0.0042	U
Cyclohexane	~	~	~	0.0034	U	0.021	U	0.0045	U	0.0033	U	0.0046	U	0.0095	
Dibromochloromethane	~	~	~	0.0034	U	0.021	U	0.0045	U	0.0033	U	0.0046	U	0.0042	U
Dibromomethane	~	~	~	0.0034	U	0.021	U	0.0045	U	0.0033	U	0.0046	U	0.0042	U
Dichlorodifluoromethane	~	~	~	0.0034	U	0.021	U	0.0045	U	0.0033	U	0.0046	U	0.0042	U
Diisopropyl ether (DIPE)	~	~	~	0.0054	U	0.034	U	0.0072	U	0.0053	U	0.0073	U	0.0067	U
Ethanol	~	~	~	0.054	U	0.34	U	0.072	U	0.053	U	0.073	U	0.067	U
Ethyl Benzene	1	30	1	0.0034	U	0.021	U	0.0045	U	0.0033	U	0.0046	U	0.0042	U
Ethyl tert-butyl ether (ETBE)	~	~	~	0.0054	U	0.034	U	0.0072	U	0.0053	U	0.0073	U	0.0067	U
Hexachlorobutadiene	~	~	~	0.0034	U	0.021	U	0.0045	U	0.0033	U	0.0046	U	0.0042	U
Iodomethane	~	~	~	0.0034	U	0.021	U	0.0045	U	0.0033	U	0.0046	U	0.0042	U
Isopropylbenzene	~	~	~	0.0034	U	0.021	U	0.12		0.0033	U	0.0046	U	0.0042	U
Methyl acetate	~	~	~	0.0034	U	0.021	U	0.0045	U	0.0033	U	0.0046	U	0.0042	U
Methyl Methacrylate	~	~	~	0.0034	U	0.021	U	0.0045	U	0.0033	U	0.0046	U	0.0042	U
Methyl tert-butyl ether (MTBE)	0.93	62	0.93	0.0034	U	0.021	U	0.0045	U	0.0033	U	0.0046	U	0.0042	U
Methylcyclohexane	~	~	~	0.0034	U	0.021	U	0.014		0.0033	U	0.0046	U	0.0042	U
Methylene chloride	0.05	51	0.05	0.0068	U	**0.066**	J	0.009	U	0.011	JB	0.0091	U	0.0084	U
Naphthalene	12	100	12	0.0034	U	0.021	U	0.0045	U	0.0033	U	0.0046	U	0.0042	U
n-Butylbenzene	12	100	12	0.0034	U	0.021	U	0.15		0.0033	U	0.0046	U	0.0042	U
n-Propylbenzene	3.9	100	3.9	0.0034	U	0.021	U	0.0045	U	0.0033	U	0.0046	U	0.0042	U
o-Xylene	~	~	~	0.0034	U	0.021	U	0.0045	U	0.0033	U	0.0046	U	0.0042	U
p- & m- Xylenes	~	~	~	0.0068	U	0.042	U	0.009	U	0.0066	U	0.0091	U	0.0084	U
p-Diethylbenzene	~	~	~	0.0034	U	0.021	U	0.24		0.0033	U	0.0046	U	0.0042	U
p-Ethyltoluene	~	~	~	0.0034	U	0.021	U	0.0045	U	0.0033	U	0.0046	U	0.0042	U
p-Isopropyltoluene	~	~	~	0.0034	U	0.021	U	0.0045	U	0.0033	U	0.0046	U	0.0042	U
sec-Butylbenzene	11	100	11	0.0034	U	0.021	U	6.5	D	0.0033	U	0.033		0.0042	U
Styrene	~	~	~	0.0034	U	0.021	U	0.0045	U	0.0033	U	0.0046	U	0.0042	U
tert-Amyl alcohol (TAA)	~	~	~	0.054	U	0.34	U	0.072	U	0.053	U	0.073	U	0.067	U
tert-Amyl methyl ether (TAME)	~	~	~	0.0054	U	0.034	U	0.0072	U	0.0053	U	0.0073	U	0.0067	U
tert-Butyl alcohol (TBA)	~	~	~	0.0034	U	0.021	U	0.0045	U	0.0033	U	0.0046	U	0.0042	U
tert-Butylbenzene	5.9	100	5.9	0.0034	U	0.021	U	0.26		0.0033	U	0.06		0.18	
Tetrachloroethylene	1.3	5.5	1.3	0.0034	U	0.021	U	0.0045	U	0.0033	U	0.0046	U	0.0042	U
Tetrahydrofuran	~	~	~	0.0068	U	0.042	U	0.009	U	0.0066	U	0.0091	U	0.0084	U
Toluene	0.7	100	0.7	0.0034	U	0.021	U	0.0045	U	0.0033	U	0.0046	U	0.0042	U
trans-1,2-Dichloroethylene	0.19	100	0.19	0.0034	U	0.021	U	0.0045	U	0.0033	U	0.0046	U	0.0042	U
trans-1,3-Dichloropropylene	~	~	~	0.0034	U	0.021	U	0.0045	U	0.0033	U	0.0046	U	0.0042	U
trans-1,4-dichloro-2-butene	~	~	~	0.0034	U	0.021	U	0.0045	U	0.0033	U	0.0046	U	0.0042	U
Trichloroethylene	0.47	10	0.47	0.0034	U	0.021	U	0.0045	U	0.0034	J	0.0046	U	0.0042	U
Trichlorofluoromethane	~	~	~	0.0034	U	0.021	U	0.0045	U	0.0033	U	0.0046	U	0.0042	U
Vinyl acetate	~	~	~	0.0034	U	0.021	U	0.0045	U	0.0033	U	0.0046	U	0.0042	U
Vinyl Chloride	0.02	0.21	0.02	0.0034	U	0.021	U	0.0045	U	0.0033	U	0.0046	U	0.0042	U
Xylenes, Total	0.26	100	1.6	0.01	U	0.063	U	0.014	U	0.0099	U	0.014	U	0.013	U

Table Notes:

--: No guidance value.
mg/kg: Milligrams per Kilogram.
U: Not detected at the reported detection limit for the sample.
B: Analyte found in the analysis batch blank.
J: Estimate Value. The analyte concentration is below the quantitative limit (RL), but above the method detection limit (MDL) or est.imated detection limit (EDL)
in / ft bgs: inches / feet below ground surface.
in / ft bcs : inches / feet below cellar slab.

Value exceeds its Part 375 Unrestricted Use and Protection of Groundwater Soil Cleanup Objectives.

Table 3 - Semi-Volatile Organic Compounds in Soil
55 Eckford Street,
Brooklyn, New York

Remedial Investigation Report
BCP Site No. C224168

LOCATION	Part 375 Unrestricted Use SCOs	Part 375 Residential Use SCOs	Part 375 Protection of Groundwater SCOs	GZ-01A (0-2in bgs)		GZ-01B (0-2ft bgs)		GZ-01C (4-6ft bgs)		GZ-01D (8-10ft bgs)		GZ-01E (12-14ft bgs)		GZ-01F (18-20ft bgs)	
LAB SAMPLE ID				24L0931-01		24L0931-02		24L0931-03		24L0931-04		24L0931-05		24L0931-06	
DATE				12/12/2024 8:00:00 AM		12/12/2024 8:20:00 AM		12/12/2024 8:10:00 AM		12/12/2024 8:40:00 AM		12/12/2024 8:50:00 AM		12/12/2024 8:30:00 AM	
				Results	Qual	Results	Qual	Results	Qual	Results	Qual	Results	Qual	Results	Qual
Semi-Volatile Organic Compounds (VOC) BY EPA Method 8270 (mg/kg)															
1,1-Biphenyl	~	~	~	0.0469	U	0.0460	U	0.0464	U	0.0469	U	0.0472	U	0.0479	U
1,2,4,5-Tetrachlorobenzene	~	~	~	0.0935	U	0.0917	U	0.0925	U	0.0936	U	0.0942	U	0.0956	U
1,2,4-Trichlorobenzene	~	~	~	0.0469	U	0.0460	U	0.0464	U	0.0469	U	0.0472	U	0.0479	U
1,2-Dichlorobenzene	1.1	100	1.1	0.0469	U	0.0460	U	0.0464	U	0.0469	U	0.0472	U	0.0479	U
1,2-Diphenylhydrazine (as Azobenzene)	~	~	~	0.0469	U	0.0460	U	0.0464	U	0.0469	U	0.0472	U	0.0479	U
1,3-Dichlorobenzene	2.4	17	2.4	0.0469	U	0.0460	U	0.0464	U	0.0469	U	0.0472	U	0.0479	U
1,4-Dichlorobenzene	1.8	9.8	1.8	0.0469	U	0.0460	U	0.0464	U	0.0469	U	0.0472	U	0.0479	U
2,3,4,6-Tetrachlorophenol	~	~	~	0.0935	U	0.0917	U	0.0925	U	0.0936	U	0.0942	U	0.0956	U
2,4,5-Trichlorophenol	~	~	~	0.0469	U	0.0460	U	0.0464	U	0.0469	U	0.0472	U	0.0479	U
2,4,6-Trichlorophenol	~	~	~	0.0469	U	0.0460	U	0.0464	U	0.0469	U	0.0472	U	0.0479	U
2,4-Dichlorophenol	~	~	~	0.0469	U	0.0460	U	0.0464	U	0.0469	U	0.0472	U	0.0479	U
2,4-Dimethylphenol	~	~	~	0.0469	U	0.0460	U	0.0464	U	0.0469	U	0.0472	U	0.0479	U
2,4-Dinitrophenol	~	~	~	0.0935	U	0.0917	U	0.0925	U	0.0936	U	0.0942	U	0.0956	U
2,4-Dinitrotoluene	~	~	~	0.0469	U	0.0460	U	0.0464	U	0.0469	U	0.0472	U	0.0479	U
2,6-Dinitrotoluene	~	~	~	0.0469	U	0.0460	U	0.0464	U	0.0469	U	0.0472	U	0.0479	U
2-Chloronaphthalene	~	~	~	0.0469	U	0.0460	U	0.0464	U	0.0469	U	0.0472	U	0.0479	U
2-Chlorophenol	~	~	~	0.0469	U	0.0460	U	0.0464	U	0.0469	U	0.0472	U	0.0479	U
2-Methylnaphthalene	~	~	~	0.0469	U	0.0460	U	0.0464	U	0.0469	U	0.0472	U	0.0479	U
2-Methylphenol	0.33	100	0.33	0.0469	U	0.0460	U	0.0464	U	0.0469	U	0.0472	U	0.0479	U
2-Nitroaniline	~	~	~	0.0935	U	0.0917	U	0.0925	U	0.0936	U	0.0942	U	0.0956	U
2-Nitrophenol	~	~	~	0.0469	U	0.0460	U	0.0464	U	0.0469	U	0.0472	U	0.0479	U
3- & 4-Methylphenols	0.33	34	0.33	0.0469	U	0.0460	U	0.0464	U	0.0469	U	0.0472	U	0.0479	U
3,3-Dichlorobenzidine	~	~	~	0.0469	U	0.0460	U	0.0464	U	0.0469	U	0.0472	U	0.0479	U
3-Nitroaniline	~	~	~	0.0935	U	0.0917	U	0.0925	U	0.0936	U	0.0942	U	0.0956	U
4,6-Dinitro-2-methylphenol	~	~	~	0.0935	U	0.0917	U	0.0925	U	0.0936	U	0.0942	U	0.0956	U
4-Bromophenyl phenyl ether	~	~	~	0.0469	U	0.0460	U	0.0464	U	0.0469	U	0.0472	U	0.0479	U
4-Chloro-3-methylphenol	~	~	~	0.0469	U	0.0460	U	0.0464	U	0.0469	U	0.0472	U	0.0479	U
4-Chloroaniline	~	~	~	0.0469	U	0.0460	U	0.0464	U	0.0469	U	0.0472	U	0.0479	U
4-Chlorophenyl phenyl ether	~	~	~	0.0469	U	0.0460	U	0.0464	U	0.0469	U	0.0472	U	0.0479	U
4-Nitroaniline	~	~	~	0.0935	U	0.0917	U	0.0925	U	0.0936	U	0.0942	U	0.0956	U
4-Nitrophenol	~	~	~	0.0935	U	0.0917	U	0.0925	U	0.0936	U	0.0942	U	0.0956	U
Acenaphthene	20	100	98	0.0837	JD	0.0689	JD	0.0791	JD	0.0831	JD	0.0472	U	0.0479	U
Acenaphthylene	100	100	107	0.0651	JD	0.146	D	0.261	D	0.0501	JD	0.0472	U	0.0479	U
Acetophenone	~	~	~	0.0469	U	0.0460	U	0.0464	U	0.0469	U	0.0472	U	0.0479	U
Aniline	~	~	~	0.187	U	0.184	U	0.185	U	0.187	U	0.189	U	0.191	U
Anthracene	100	100	1,000	0.278	D	0.397	D	0.546	D	0.232	D	0.0472	U	0.0479	U
Atrazine	~	~	~	0.0469	U	0.0460	U	0.0464	U	0.0469	U	0.0472	U	0.0479	U
Benzaldehyde	~	~	~	0.0469	U	0.0460	U	0.0464	U	0.0469	U	0.0472	U	0.0479	U
Benzidine	~	~	~	0.187	U	0.184	U	0.185	U	0.187	U	0.189	U	0.191	U
Benzo(a)anthracene	1	1	1	0.656	D	**1.07**	**D**	**1.33**	**D**	0.457	D	0.0472	U	0.107	D
Benzo(a)pyrene	1	1	22	0.668	D	**1.01**	**D**	**1.38**	**D**	0.436	D	0.0472	U	0.109	D
Benzo(b)fluoranthene	1	1	1.7	0.526	D	0.915	D	**1.18**	**D**	0.376	D	0.0472	U	0.0864	JD
Benzo(g,h,i)perylene	100	100	1,000	0.395	D	0.590	D	0.749	D	0.290	D	0.0472	U	0.0726	JD
Benzo(k)fluoranthene	0.8	1	1.7	0.514	D	**0.833**	**D**	**1.21**	**D**	0.337	D	0.0472	U	0.0864	JD
Benzoic acid	~	~	~	0.0469	U	0.0460	U	0.0464	U	0.0469	U	0.0472	U	0.0479	U
Benzyl alcohol	~	~	~	0.0469	U	0.0460	U	0.0464	U	0.0469	U	0.0472	U	0.0479	U
Benzyl butyl phthalate	~	~	~	0.0469	U	0.0460	U	0.0464	U	0.0469	U	0.0472	U	0.0479	U
Bis(2-chloroethoxy)methane	~	~	~	0.0469	U	0.0460	U	0.0464	U	0.0469	U	0.0472	U	0.0479	U
Bis(2-chloroethyl)ether	~	~	~	0.0469	U	0.0460	U	0.0464	U	0.0469	U	0.0472	U	0.0479	U
Bis(2-chloroisopropyl)ether	~	~	~	0.0469	U	0.0460	U	0.0464	U	0.0469	U	0.0472	U	0.0479	U
Bis(2-ethylhexyl)phthalate	~	~	~	0.0469	U	0.0460	U	0.0636	JD	0.0469	U	0.0472	U	0.0479	U
Caprolactam	~	~	~	0.0935	U	0.0917	U	0.0925	U	0.0936	U	0.0942	U	0.0956	U
Carbazole	~	~	~	0.0636	JD	0.103	D	0.0473	JD	0.0606	JD	0.0472	U	0.0479	U
Chrysene	1	1	1	0.651	D	**1.06**	**D**	**1.27**	**D**	0.472	D	0.0472	U	0.105	D
Dibenzo(a,h)anthracene	0.33	0.33	1,000	0.129	D	0.205	D	0.279	D	0.0606	JD	0.0472	U	0.0479	U
Dibenzofuran	7	14	210	0.0469	U	0.0623	JD	0.0464	U	0.0487	JD	0.0472	U	0.0479	U
Diethyl phthalate	~	~	~	0.0469	U	0.0460	U	0.0464	U	0.0469	U	0.0472	U	0.0479	U
Dimethyl phthalate	~	~	~	0.0469	U	0.0460	U	0.0464	U	0.0469	U	0.0472	U	0.0479	U
Di-n-butyl phthalate	~	~	~	0.0469	U	0.0460	U	0.0464	U	0.0469	U	0.0472	U	0.0479	U
Di-n-octyl phthalate	~	~	~	0.0469	U	0.0460	U	0.0464	U	0.0469	U	0.0472	U	0.0479	U
Fluoranthene	100	100	1,000	1.280	D	2.470	D	2.560	D	1.070	D	0.0472	U	0.232	D
Fluorene	30	100	386	0.0763	JD	0.126	D	0.145	D	0.0936	D	0.0472	U	0.0479	U
Hexachlorobenzene	0.33	0.33	3.2	0.0469	U	0.0460	U	0.0464	U	0.0689	JD	0.0472	U	0.0479	U
Hexachlorobutadiene	~	~	~	0.0469	U	0.0460	U	0.0464	U	0.0469	U	0.0472	U	0.0479	U
Hexachlorocyclopentadiene	~	~	~	0.0469	U	0.0460	U	0.0464	U	0.0469	U	0.0472	U	0.0479	U
Hexachloroethane	~	~	~	0.0469	U	0.0460	U	0.0464	U	0.0469	U	0.0472	U	0.0479	U
Indeno(1,2,3-cd)pyrene	0.5	0.5	8.2	0.363	D	**0.605**	**D**	**0.776**	**D**	0.268	D	0.0472	U	0.0642	JD
Isophorone	~	~	~	0.0469	U	0.0460	U	0.0464	U	0.0469	U	0.0472	U	0.0479	U
Naphthalene	12	100	12	0.0469	U	0.0460	U	0.0464	U	0.0487	JD	0.0472	U	0.0479	U
Nitrobenzene	~	~	~	0.0469	U	0.0460	U	0.0464	U	0.0469	U	0.0472	U	0.0479	U
N-Nitrosodimethylamine	~	~	~	0.0469	U	0.0460	U	0.0464	U	0.0469	U	0.0472	U	0.0479	U
N-nitroso-di-n-propylamine	~	~	~	0.0469	U	0.0460	U	0.0464	U	0.0469	U	0.0472	U	0.0479	U
N-Nitrosodiphenylamine	~	~	~	0.0469	U	0.0460	U	0.0464	U	0.0469	U	0.0472	U	0.0479	U
Pentachlorophenol	0.8	2.4	0.8	0.0469	U	0.0460	U	0.0464	U	0.0469	U	0.0472	U	0.0479	U
Phenanthrene	100	100	1,000	1.230	D	1.580	D	0.803	D	1.020	D	0.0472	U	0.140	D
Phenol	0.33	100	0.33	0.0469	U	0.0460	U	0.0464	U	0.0469	U	0.0472	U	0.0479	U
Pyrene	100	100	1,000	1.230	D	1.920	D	2.170	D	0.951	D	0.0472	U	0.191	D
Semi-Volatiles, 1,4-Dioxane 8270 SIM-Soil (mg/kg)															
1,4-Dioxane	0.1	9.8	0.1	0.0185	U	0.0190	U	0.0194	U	0.0190	U	0.0185	U	0.0190	U

Table Notes:

--: No guidance value.
mg/kg: Milligrams per Kilogram.

U: Not detected at the reported detection limit for the sample.

D: Concentration of analyte was quantified from diluted analysis. Flag only applies to field samples that have detectable concentrations of the analyte.

in / ft bgs: inches / feet below ground surface.

in / ft bcs : inches / feet below cellar slab.

	Value exceeds its Part 375 Unrestricted Use Soil Cleanup Objectives (UUSCOs)
	Value exceeds its Part 375 UUSCOs and Residential Use Soil Cleanup Obejctives (RUSCOs)
	Value exceeds its Part 375 UUSCOs and Protection of Groundwater Use Soil Cleanup Objectives (PGWSCOs).
	Value exceeds its Part 375 UUSCOs,RRUSCOs, and PGWSCOs.

Table 3 - Semi-Volatile Organic Compounds in Soil
55 Eckford Street,
Brooklyn, New York

Remedial Investigation Report
BCP Site No. C224168

LOCATION	Part 375 Unrestricted Use SCOs	Part 375 Residential Use SCOs	Part 375 Protection of Groundwater SCOs	GZ-02A (0-2in bgs)		GZ-02B (0-2ft bgs)		GZ-02C (4-6ft bgs)		GZ-02D (8-10ft bgs)		GZ-02E (12-14ft bgs)		GZ-02F (18-20ft bgs)	
LAB SAMPLE ID				24L0931-07		24L0931-08		24L0931-09		24L0931-10		24L0931-11		24L0931-12	
DATE				12/12/2024 9:00:00 AM		12/12/2024 9:10:00 AM		12/12/2024 9:20:00 AM		12/12/2024 9:30:00 AM		12/12/2024 9:40:00 AM		12/12/2024 9:50:00 AM	
				Results	Qual	Results	Qual	Results	Qual	Results	Qual	Results	Qual	Results	Qual
Semi-Volatile Organic Compounds (VOC) BY EPA Method 8270 (mg/kg)															
1,1-Biphenyl	~	~	~	0.0465	U	0.0528	U	0.0519	U	0.0471	U	0.0793	U	9.600	D
1,2,4,5-Tetrachlorobenzene	~	~	~	0.0927	U	0.105	U	0.103	U	0.0939	U	0.158	U	5.970	U
1,2,4-Trichlorobenzene	~	~	~	0.0465	U	0.0528	U	0.0519	U	0.0471	U	0.0793	U	2.990	U
1,2-Dichlorobenzene	1.1	100	1.1	0.0465	U	0.0528	U	0.0519	U	0.0471	U	0.0793	U	2.990	U
1,2-Diphenylhydrazine (as Azobenzene)	~	~	~	0.0465	U	0.0528	U	0.0519	U	0.0471	U	0.0793	U	2.990	U
1,3-Dichlorobenzene	2.4	17	2.4	0.0465	U	0.0528	U	0.0519	U	0.0471	U	0.0793	U	2.990	U
1,4-Dichlorobenzene	1.8	9.8	1.8	0.0465	U	0.0528	U	0.0519	U	0.0471	U	0.0793	U	2.990	U
2,3,4,6-Tetrachlorophenol	~	~	~	0.0927	U	0.105	U	0.103	U	0.0939	U	0.158	U	5.970	U
2,4,5-Trichlorophenol	~	~	~	0.0465	U	0.0528	U	0.0519	U	0.0471	U	0.0793	U	2.990	U
2,4,6-Trichlorophenol	~	~	~	0.0465	U	0.0528	U	0.0519	U	0.0471	U	0.0793	U	2.990	U
2,4-Dichlorophenol	~	~	~	0.0465	U	0.0528	U	0.0519	U	0.0471	U	0.0793	U	2.990	U
2,4-Dimethylphenol	~	~	~	0.0465	U	0.0528	U	0.0519	U	0.0471	U	0.0793	U	2.990	U
2,4-Dinitrophenol	~	~	~	0.0927	U	0.105	U	0.103	U	0.0939	U	0.158	U	5.970	U
2,4-Dinitrotoluene	~	~	~	0.0465	U	0.0528	U	0.0519	U	0.0471	U	0.0793	U	2.990	U
2,6-Dinitrotoluene	~	~	~	0.0465	U	0.0528	U	0.0519	U	0.0471	U	0.0793	U	2.990	U
2-Chloronaphthalene	~	~	~	0.0465	U	0.0528	U	0.0519	U	0.0471	U	0.0793	U	2.990	U
2-Chlorophenol	~	~	~	0.0465	U	0.0528	U	0.0519	U	0.0471	U	0.0793	U	2.990	U
2-Methylnaphthalene	~	~	~	0.0845	JD	0.0528	U	0.0519	U	0.0471	U	0.176	D	47.200	D
2-Methylphenol	0.33	100	0.33	0.0465	U	0.0528	U	0.0519	U	0.0471	U	0.0793	U	2.990	U
2-Nitroaniline	~	~	~	0.0927	U	0.105	U	0.103	U	0.0939	U	0.158	U	5.970	U
2-Nitrophenol	~	~	~	0.0465	U	0.0528	U	0.0519	U	0.0471	U	0.0793	U	2.990	U
3- & 4-Methylphenols	0.33	34	0.33	0.0465	U	0.0528	U	0.0519	U	0.0471	U	0.0793	U	2.990	U
3,3-Dichlorobenzidine	~	~	~	0.0465	U	0.0528	U	0.0519	U	0.0471	U	0.0793	U	2.990	U
3-Nitroaniline	~	~	~	0.0927	U	0.105	U	0.103	U	0.0939	U	0.158	U	5.970	U
4,6-Dinitro-2-methylphenol	~	~	~	0.0927	U	0.105	U	0.103	U	0.0939	U	0.158	U	5.970	U
4-Bromophenyl phenyl ether	~	~	~	0.0465	U	0.0528	U	0.0519	U	0.0471	U	0.0793	U	2.990	U
4-Chloro-3-methylphenol	~	~	~	0.0465	U	0.0528	U	0.0519	U	0.0471	U	0.0793	U	2.990	U
4-Chloroaniline	~	~	~	0.0465	U	0.0528	U	0.0519	U	0.0471	U	0.0793	U	2.990	U
4-Chlorophenyl phenyl ether	~	~	~	0.0465	U	0.0528	U	0.0519	U	0.0471	U	0.0793	U	2.990	U
4-Nitroaniline	~	~	~	0.0927	U	0.105	U	0.103	U	0.0939	U	0.158	U	5.970	U
4-Nitrophenol	~	~	~	0.0927	U	0.105	U	0.103	U	0.0939	U	0.158	U	5.970	U
Acenaphthene	20	100	98	0.290	D	0.149	D	0.0519	U	0.0471	U	0.774	D	**128**	**D**
Acenaphthylene	100	100	107	0.222	D	0.0716	JD	0.0519	U	0.0471	U	0.226	D	27.100	D
Acetophenone	~	~	~	0.0465	U	0.0528	U	0.0519	U	0.0471	U	0.0793	U	2.990	U
Aniline	~	~	~	0.186	U	0.211	U	0.207	U	0.188	U	0.317	U	12	U
Anthracene	100	100	1,000	0.828	D	0.290	D	0.0943	JD	0.125	D	1.650	D	**120**	**D**
Atrazine	~	~	~	0.0465	U	0.0528	U	0.0519	U	0.0471	U	0.0793	U	2.990	U
Benzaldehyde	~	~	~	0.0465	U	0.0528	U	0.0519	U	0.0471	U	0.0793	U	2.990	U
Benzidine	~	~	~	0.186	U	0.211	U	0.207	U	0.188	U	0.317	U	12	U
Benzo(a)anthracene	1	1	1	**2.58**	**D**	0.729	D	0.565	D	0.302	D	**2.78**	**D**	**142**	**D**
Benzo(a)pyrene	1	1	22	**1.68**	**D**	0.778	D	0.904	D	0.312	D	**2.69**	**D**	**138**	**D**
Benzo(b)fluoranthene	1	1	1.7	**2.6**	**D**	0.686	D	0.758	D	0.333	D	**2.40**	**D**	**105**	**D**
Benzo(g,h,i)perylene	100	100	1,000	1.490	D	0.394	D	0.642	D	0.219	D	1.550	D	**153**	**D**
Benzo(k)fluoranthene	0.8	1	1.7	**2.33**	**D**	0.719	D	0.705	D	0.232	D	**1.97**	**D**	**81.9**	**D**
Benzoic acid	~	~	~	0.0465	U	0.0528	U	0.0519	U	0.0471	U	0.0793	U	2.990	U
Benzyl alcohol	~	~	~	0.0465	U	0.0528	U	0.0519	U	0.0471	U	0.0793	U	2.990	U
Benzyl butyl phthalate	~	~	~	0.0465	U	0.0528	U	0.0519	U	0.0471	U	0.0793	U	2.990	U
Bis(2-chloroethoxy)methane	~	~	~	0.0465	U	0.0528	U	0.0519	U	0.0471	U	0.0793	U	2.990	U
Bis(2-chloroethyl)ether	~	~	~	0.0465	U	0.0528	U	0.0519	U	0.0471	U	0.0793	U	2.990	U
Bis(2-chloroisopropyl)ether	~	~	~	0.0465	U	0.0528	U	0.0519	U	0.0471	U	0.0793	U	2.990	U
Bis(2-ethylhexyl)phthalate	~	~	~	1.140	D	0.443	D	0.0519	U	0.0676	JD	0.522	D	2.990	U
Caprolactam	~	~	~	0.0927	U	0.105	U	0.103	U	0.0939	U	0.158	U	5.970	U
Carbazole	~	~	~	**0.381**	D	0.120	D	0.0519	U	0.0471	U	0.387	D	42.300	D
Chrysene	1	1	1	**2.67**	**D**	0.751	D	0.583	D	0.291	D	**2.64**	D	**97.9**	**D**
Dibenzo(a,h)anthracene	0.33	0.33	1,000	**0.539**	**D**	0.0927	JD	0.184	D	0.0743	JD	0.231	D	**36.3**	**D**
Dibenzofuran	7	14	210	0.165	D	0.0699	JD	0.0519	U	0.0471	U	0.0793	U	**95.2**	**D**
Diethyl phthalate	~	~	~	0.0465	U	0.0528	U	0.0519	U	0.0471	U	0.0793	U	2.990	U
Dimethyl phthalate	~	~	~	0.0465	U	0.0528	U	0.0519	U	0.0471	U	0.0793	U	2.990	U
Di-n-butyl phthalate	~	~	~	0.0465	U	0.0528	U	0.0519	U	0.0471	U	0.0793	U	2.990	U
Di-n-octyl phthalate	~	~	~	0.0465	U	0.0528	U	0.0519	U	0.0471	U	0.0793	U	2.990	U
Fluoranthene	100	100	1,000	4.620	D	1.670	D	0.659	D	0.635	D	5.090	D	**298**	**D**
Fluorene	30	100	386	0.299	D	0.127	D	0.0519	U	0.0471	U	0.808	D	**149**	**D**
Hexachlorobenzene	0.33	0.33	3.2	0.0465	U	0.0528	U	0.0519	U	0.0471	U	0.0793	U	2.990	U
Hexachlorobutadiene	~	~	~	0.0465	U	0.0528	U	0.0519	U	0.0471	U	0.0793	U	2.990	U
Hexachlorocyclopentadiene	~	~	~	0.0465	U	0.0528	U	0.0519	U	0.0471	U	0.0793	U	2.990	U
Hexachloroethane	~	~	~	0.0465	U	0.0528	U	0.0519	U	0.0471	U	0.0793	U	2.990	U
Indeno(1,2,3-cd)pyrene	0.5	0.5	8.2	**1.58**	**D**	0.434	D	0.0711	JD	0.195	D	**1.58**	**D**	**175**	**D**
Isophorone	~	~	~	0.0465	U	0.0528	U	0.0519	U	0.0471	U	0.0793	U	2.990	U
Naphthalene	12	100	12	0.150	D	0.0741	JD	0.0519	U	0.0471	U	0.331	D	**86.3**	**D**
Nitrobenzene	~	~	~	0.0465	U	0.0528	U	0.0519	U	0.0471	U	0.0793	U	2.990	U
N-Nitrosodimethylamine	~	~	~	0.0465	U	0.0528	U	0.0519	U	0.0471	U	0.0793	U	2.990	U
N-nitroso-di-n-propylamine	~	~	~	0.0465	U	0.0528	U	0.0519	U	0.0471	U	0.0793	U	2.990	U
N-Nitrosodiphenylamine	~	~	~	0.0465	U	0.0528	U	0.0519	U	0.0471	U	0.0793	U	2.990	U
Pentachlorophenol	0.8	2.4	0.8	0.0465	U	0.0528	U	0.0519	U	0.0471	U	0.0793	U	2.990	U
Phenanthrene	100	100	1,000	2.780	D	1.220	D	0.331	D	0.465	D	4.740	D	**337**	**D**
Phenol	0.33	100	0.33	0.0465	U	0.0528	U	0.0519	U	0.0471	U	0.0793	U	2.990	U
Pyrene	100	100	1,000	4.290	D	1.350	D	0.611	D	0.489	D	5.330	D	**243**	**D**
Semi-Volatiles, 1,4-Dioxane 8270 SIM-Soil (mg/kg)															
1,4-Dioxane	0.1	9.8	0.1	0.0192	U	0.0194	U	0.0183	U	0.0190	U	0.0198	U	0.0196	U

Table Notes:

--: No guidance value.
mg/kg: Milligrams per Kilogram.

U: Not detected at the reported detection limit for the sample.

D: Concentration of analyte was quantified from diluted analysis. Flag only applies to field samples that have detectable concentrations of the analyte.

in / ft bgs: inches / feet below ground surface.

in / ft bcs : inches / feet below cellar slab.

	Value exceeds its Part 375 Unrestricted Use Soil Cleanup Objectives (UUSCOs)
	Value exceeds its Part 375 UUSCOs and Residential Use Soil Cleanup Obejctives (RUSCOs)
	Value exceeds its Part 375 UUSCOs and Protection of Groundwater Use Soil Cleanup Objectives (PGWSCOs).
	Value exceeds its Part 375 UUSCOs,RRUSCOs, and PGWSCOs.

Table 3 - Semi-Volatile Organic Compounds in Soil
55 Eckford Street,
Brooklyn, New York

Remedial Investigation Report
BCP Site No. C224168

LOCATION	Part 375 Unrestricted Use SCOs	Part 375 Residential Use SCOs	Part 375 Protection of Groundwater SCOs	GZ-03A (0-2in bgs)		GZ-03B (0-2ft bgs)		GZ-03C (4-6ft bgs)		GZ-03D (8-10ft bgs)		GZ-03E (12-14ft bgs)		GZ-03F (16-18ft bgs)	
LAB SAMPLE ID				24L0931-13		24L0931-14		24L0931-15		24L0931-16		24L0931-17		24L0931-18	
DATE				12/12/2024 10:30:00 AM		12/12/2024 10:40:00 AM		12/12/2024 10:50:00 AM		12/12/2024 11:00:00 AM		12/12/2024 11:10:00 AM		12/12/2024 11:20:00 AM	
				Results	Qual	Results	Qual	Results	Qual	Results	Qual	Results	Qual	Results	Qual
Semi-Volatile Organic Compounds (VOC) BY EPA Method 8270 (mg/kg)															
1,1-Biphenyl	~	~	~	0.0475	U	2.360	U	0.0472	U	0.0483	U	0.0495	U	0.109	U
1,2,4,5-Tetrachlorobenzene	~	~	~	0.0948	U	4.710	U	0.0941	U	0.0963	U	0.0989	U	0.218	U
1,2,4-Trichlorobenzene	~	~	~	0.0475	U	2.360	U	0.0472	U	0.0483	U	0.0495	U	0.109	U
1,2-Dichlorobenzene	1.1	100	1.1	0.0475	U	2.360	U	0.0472	U	0.0483	U	0.0495	U	0.109	U
1,2-Diphenylhydrazine (as Azobenzene)	~	~	~	0.0475	U	2.360	U	0.0472	U	0.0483	U	0.0495	U	0.109	U
1,3-Dichlorobenzene	2.4	17	2.4	0.0475	U	2.360	U	0.0472	U	0.0483	U	0.0495	U	0.109	U
1,4-Dichlorobenzene	1.8	9.8	1.8	0.0475	U	2.360	U	0.0472	U	0.0483	U	0.0495	U	0.109	U
2,3,4,6-Tetrachlorophenol	~	~	~	0.0948	U	4.710	U	0.0941	U	0.0963	U	0.0989	U	0.218	U
2,4,5-Trichlorophenol	~	~	~	0.0475	U	2.360	U	0.0472	U	0.0483	U	0.0495	U	0.109	U
2,4,6-Trichlorophenol	~	~	~	0.0475	U	2.360	U	0.0472	U	0.0483	U	0.0495	U	0.109	U
2,4-Dichlorophenol	~	~	~	0.0475	U	2.360	U	0.0472	U	0.0483	U	0.0495	U	0.109	U
2,4-Dimethylphenol	~	~	~	0.0475	U	2.360	U	0.0472	U	0.0483	U	0.0495	U	0.109	U
2,4-Dinitrophenol	~	~	~	0.0948	U	4.710	U	0.0941	U	0.0963	U	0.0989	U	0.218	U
2,4-Dinitrotoluene	~	~	~	0.0475	U	2.360	U	0.0472	U	0.0483	U	0.0495	U	0.109	U
2,6-Dinitrotoluene	~	~	~	0.0475	U	2.360	U	0.0472	U	0.0483	U	0.0495	U	0.109	U
2-Chloronaphthalene	~	~	~	0.0475	U	2.360	U	0.0472	U	0.0483	U	0.0495	U	0.109	U
2-Chlorophenol	~	~	~	0.0475	U	2.360	U	0.0472	U	0.0483	U	0.0495	U	0.109	U
2-Methylnaphthalene	~	~	~	0.0475	U	2.360	U	0.0472	U	0.0483	U	0.0495	U	0.109	U
2-Methylphenol	0.33	100	0.33	0.0475	U	2.360	U	0.0472	U	0.0483	U	0.0495	U	0.109	U
2-Nitroaniline	~	~	~	0.0948	U	4.710	U	0.0941	U	0.0963	U	0.0989	U	0.218	U
2-Nitrophenol	~	~	~	0.0475	U	2.360	U	0.0472	U	0.0483	U	0.0495	U	0.109	U
3- & 4-Methylphenols	0.33	34	0.33	0.0475	U	2.360	U	0.0472	U	0.0483	U	0.0495	U	0.109	U
3,3-Dichlorobenzidine	~	~	~	0.0475	U	2.360	U	0.0472	U	0.0483	U	0.0495	U	0.109	U
3-Nitroaniline	~	~	~	0.0948	U	4.710	U	0.0941	U	0.0963	U	0.0989	U	0.218	U
4,6-Dinitro-2-methylphenol	~	~	~	0.0948	U	4.710	U	0.0941	U	0.0963	U	0.0989	U	0.218	U
4-Bromophenyl phenyl ether	~	~	~	0.0475	U	2.360	U	0.0472	U	0.0483	U	0.0495	U	0.109	U
4-Chloro-3-methylphenol	~	~	~	0.0475	U	2.360	U	0.0472	U	0.0483	U	0.0495	U	0.109	U
4-Chloroaniline	~	~	~	0.0475	U	2.360	U	0.0472	U	0.0483	U	0.0495	U	0.109	U
4-Chlorophenyl phenyl ether	~	~	~	0.0475	U	2.360	U	0.0472	U	0.0483	U	0.0495	U	0.109	U
4-Nitroaniline	~	~	~	0.0948	U	4.710	U	0.0941	U	0.0963	U	0.0989	U	0.218	U
4-Nitrophenol	~	~	~	0.0948	U	4.710	U	0.0941	U	0.0963	U	0.0989	U	0.218	U
Acenaphthene	20	100	98	0.127	D	5.650	D	0.0472	U	0.0483	U	0.0495	U	0.109	U
Acenaphthylene	100	100	107	0.0917	JD	6.290	D	0.0472	U	0.0483	U	0.0495	U	0.109	U
Acetophenone	~	~	~	0.0475	U	2.360	U	0.0472	U	0.0483	U	0.0495	U	0.109	U
Aniline	~	~	~	0.190	U	9.440	U	0.188	U	0.193	U	0.198	U	0.436	U
Anthracene	100	100	1,000	0.231	D	21.900	D	0.0670	JD	0.0483	U	0.0656	JD	0.109	U
Atrazine	~	~	~	0.0475	U	2.360	U	0.0472	U	0.0483	U	0.0495	U	0.109	U
Benzaldehyde	~	~	~	0.0475	U	2.360	U	0.0472	U	0.0483	U	0.0495	U	0.109	U
Benzidine	~	~	~	0.190	U	9.440	U	0.188	U	0.193	U	0.198	U	0.436	U
Benzo(a)anthracene	1	1	1	0.859	D	**58.3**	**D**	0.180	D	0.0483	U	0.141	D	0.109	U
Benzo(a)pyrene	1	1	22	0.864	D	**51**	**D**	0.175	D	0.0483	U	0.105	D	0.109	U
Benzo(b)fluoranthene	1	1	1.7	0.873	D	**66.1**	**D**	0.156	D	0.0483	U	0.111	D	0.109	U
Benzo(g,h,i)perylene	100	100	1,000	0.485	D	39.800	D	0.0472	U	0.0483	U	0.0909	JD	0.109	U
Benzo(k)fluoranthene	0.8	1	1.7	0.720	D	**28.4**	**D**	0.141	D	0.0483	U	0.0853	JD	0.109	U
Benzoic acid	~	~	~	0.0475	U	2.360	U	0.0472	U	0.0483	U	0.0495	U	0.109	U
Benzyl alcohol	~	~	~	0.0475	U	2.360	U	0.0472	U	0.0483	U	0.0495	U	0.109	U
Benzyl butyl phthalate	~	~	~	0.0475	U	2.360	U	0.0472	U	0.0483	U	0.0495	U	0.109	U
Bis(2-chloroethoxy)methane	~	~	~	0.0475	U	2.360	U	0.0472	U	0.0483	U	0.0495	U	0.109	U
Bis(2-chloroethyl)ether	~	~	~	0.0475	U	2.360	U	0.0472	U	0.0483	U	0.0495	U	0.109	U
Bis(2-chloroisopropyl)ether	~	~	~	0.0475	U	2.360	U	0.0472	U	0.0483	U	0.0495	U	0.109	U
Bis(2-ethylhexyl)phthalate	~	~	~	0.0962	D	2.360	U	0.0472	U	0.0483	U	0.447	D	0.109	U
Caprolactam	~	~	~	0.0948	U	4.710	U	0.0941	U	0.0963	U	0.0989	U	0.218	U
Carbazole	~	~	~	0.108	D	7.950	D	0.0472	U	0.0483	U	0.0495	U	0.109	U
Chrysene	1	1	1	0.887	D	**55.7**	**D**	0.179	D	0.0483	U	0.115	D	0.109	U
Dibenzo(a,h)anthracene	0.33	0.33	1,000	0.184	D	**9.19**	**D**	0.0472	U	0.0483	U	0.0495	U	0.109	U
Dibenzofuran	7	14	210	0.0508	JD	2.750	JD	0.0472	U	0.0483	U	0.0495	U	0.109	U
Diethyl phthalate	~	~	~	0.0475	U	2.360	U	0.0472	U	0.0483	U	0.0495	U	0.109	U
Dimethyl phthalate	~	~	~	0.0475	U	2.360	U	0.0472	U	0.0483	U	0.0495	U	0.109	U
Di-n-butyl phthalate	~	~	~	0.0475	U	2.360	U	0.0472	U	0.0483	U	0.0495	U	0.109	U
Di-n-octyl phthalate	~	~	~	0.126	D	2.360	U	0.0472	U	0.0483	U	0.0495	U	0.109	U
Fluoranthene	100	100	1,000	2	D	**128**	**D**	0.395	D	0.0855	JD	0.0495	U	0.230	D
Fluorene	30	100	386	0.108	D	5.610	D	0.0472	U	0.0483	U	0.0640	JD	0.109	U
Hexachlorobenzene	0.33	0.33	3.2	0.0475	U	2.360	U	0.0472	U	0.0483	U	0.0495	U	0.109	U
Hexachlorobutadiene	~	~	~	0.0475	U	2.360	U	0.0472	U	0.0483	U	0.0495	U	0.109	U
Hexachlorocyclopentadiene	~	~	~	0.0475	U	2.360	U	0.0472	U	0.0483	U	0.0495	U	0.109	U
Hexachloroethane	~	~	~	0.0475	U	2.360	U	0.0472	U	0.0483	U	0.0495	U	0.109	U
Indeno(1,2,3-cd)pyrene	0.5	0.5	8.2	0.0651	JD	**43.3**	**D**	0.0985	D	0.0483	U	0.0537	JD	0.109	U
Isophorone	~	~	~	0.0475	U	2.360	U	0.0472	U	0.0483	U	0.0495	U	0.109	U
Naphthalene	12	100	12	0.0475	U	2.360	U	0.0472	U	0.0483	U	0.0495	U	0.109	U
Nitrobenzene	~	~	~	0.0475	U	2.360	U	0.0472	U	0.0483	U	0.0495	U	0.109	U
N-Nitrosodimethylamine	~	~	~	0.0475	U	2.360	U	0.0472	U	0.0483	U	0.0495	U	0.109	U
N-nitroso-di-n-propylamine	~	~	~	0.0475	U	2.360	U	0.0472	U	0.0483	U	0.0495	U	0.109	U
N-Nitrosodiphenylamine	~	~	~	0.0475	U	2.360	U	0.0472	U	0.0483	U	0.0495	U	0.109	U
Pentachlorophenol	0.8	2.4	0.8	0.0475	U	2.360	U	0.0472	U	0.0483	U	0.0495	U	0.109	U
Phenanthrene	100	100	1,000	1.030	D	74.600	D	0.251	D	0.0708	JD	0.115	D	0.164	JD
Phenol	0.33	100	0.33	0.0475	U	2.360	U	0.0472	U	0.0483	U	0.0495	U	0.109	U
Pyrene	100	100	1,000	1.560	D	**104**	**D**	0.341	D	0.0708	JD	0.0495	U	0.195	JD
Semi-Volatiles, 1,4-Dioxane 8270 SIM-Soil (mg/kg)															
1,4-Dioxane	0.1	9.8	0.1	0.0190	U	0.0185	U	0.0189	U	0.0194	U	0.0196	U	0.0183	U

Table Notes:

--: No guidance value.
mg/kg: Milligrams per Kilogram.

U: Not detected at the reported detection limit for the sample.

D: Concentration of analyte was quantified from diluted analysis. Flag only applies to field samples that have detectable concentrations of the analyte.

in / ft bgs: inches / feet below ground surface.

in / ft bcs : inches / feet below cellar slab.

	Value exceeds its Part 375 Unrestricted Use Soil Cleanup Objectives (UUSCOs)
	Value exceeds its Part 375 UUSCOs and Residential Use Soil Cleanup Obejctives (RUSCOs)
	Value exceeds its Part 375 UUSCOs and Protection of Groundwater Use Soil Cleanup Objectives (PGWSCOs).
	Value exceeds its Part 375 UUSCOs,RRUSCOs, and PGWSCOs.

Table 3 - Semi-Volatile Organic Compounds in Soil
55 Eckford Street,
Brooklyn, New York

Remedial Investigation Report
BCP Site No. C224168

LOCATION	Part 375 Unrestricted Use SCOs	Part 375 Residential Use SCOs	Part 375 Protection of Groundwater SCOs	GZ-04A (0-2in bgs)		GZ-04B (0-2ft bgs)		GZ-04C (4-6ft bgs)		GZ-04D (8-10ft bgs)		GZ-04E (12-14ft bgs)		GZ-04F (18-20ft bgs)	
LAB SAMPLE ID				24L0931-19		24L0931-20		24L0931-21		24L0931-22		24L0931-23		24L0931-24	
DATE				12/12/2024 12:00:00 PM		12/12/2024 12:10:00 PM		12/12/2024 12:20:00 PM		12/12/2024 12:30:00 PM		12/12/2024 12:50:00 PM		12/12/2024 1:00:00 PM	
				Results	Qual	Results	Qual	Results	Qual	Results	Qual	Results	Qual	Results	Qual
Semi-Volatile Organic Compounds (VOC) BY EPA Method 8270 (mg/kg)															
1,1-Biphenyl	~	~	~	0.0553	U	0.0470	U	0.0891	JD	0.254	U	0.0505	U	0.122	U
1,2,4,5-Tetrachlorobenzene	~	~	~	0.110	U	0.0938	U	0.0969	U	0.507	U	0.101	U	0.243	U
1,2,4-Trichlorobenzene	~	~	~	0.0553	U	0.0470	U	0.0486	U	0.254	U	0.0505	U	0.122	U
1,2-Dichlorobenzene	1.1	100	1.1	0.0553	U	0.0470	U	0.0486	U	0.254	U	0.0505	U	0.122	U
1,2-Diphenylhydrazine (as Azobenzene)	~	~	~	0.0553	U	0.0470	U	0.0486	U	0.254	U	0.0505	U	0.122	U
1,3-Dichlorobenzene	2.4	17	2.4	0.0553	U	0.0470	U	0.0486	U	0.254	U	0.0505	U	0.122	U
1,4-Dichlorobenzene	1.8	9.8	1.8	0.0553	U	0.0470	U	0.0486	U	0.254	U	0.0505	U	0.122	U
2,3,4,6-Tetrachlorophenol	~	~	~	0.110	U	0.0938	U	0.0969	U	0.507	U	0.101	U	0.243	U
2,4,5-Trichlorophenol	~	~	~	0.0553	U	0.0470	U	0.0486	U	0.254	U	0.0505	U	0.122	U
2,4,6-Trichlorophenol	~	~	~	0.0553	U	0.0470	U	0.0486	U	0.254	U	0.0505	U	0.122	U
2,4-Dichlorophenol	~	~	~	0.0553	U	0.0470	U	0.0486	U	0.254	U	0.0505	U	0.122	U
2,4-Dimethylphenol	~	~	~	0.0553	U	0.0470	U	0.0486	U	0.254	U	0.0505	U	0.122	U
2,4-Dinitrophenol	~	~	~	0.110	U	0.0938	U	0.0969	U	0.507	U	0.101	U	0.243	U
2,4-Dinitrotoluene	~	~	~	0.0553	U	0.0470	U	0.0486	U	0.254	U	0.0505	U	0.122	U
2,6-Dinitrotoluene	~	~	~	0.0553	U	0.0470	U	0.0486	U	0.254	U	0.0505	U	0.122	U
2-Chloronaphthalene	~	~	~	0.0553	U	0.0470	U	0.0486	U	0.254	U	0.0505	U	0.122	U
2-Chlorophenol	~	~	~	0.0553	U	0.0470	U	0.0486	U	0.254	U	0.0505	U	0.122	U
2-Methylnaphthalene	~	~	~	0.0553	U	0.0600	JD	0.374	D	0.741	D	0.0505	U	0.130	JD
2-Methylphenol	0.33	100	0.33	0.0553	U	0.0470	U	0.0486	U	0.254	U	0.0505	U	0.122	U
2-Nitroaniline	~	~	~	0.110	U	0.0938	U	0.0969	U	0.507	U	0.101	U	0.243	U
2-Nitrophenol	~	~	~	0.0553	U	0.0470	U	0.0486	U	0.254	U	0.0505	U	0.122	U
3- & 4-Methylphenols	0.33	34	0.33	0.0553	U	0.0470	U	0.0486	U	0.254	U	0.0505	U	0.122	U
3,3-Dichlorobenzidine	~	~	~	0.0553	U	0.0470	U	0.0486	U	0.254	U	0.0505	U	0.122	U
3-Nitroaniline	~	~	~	0.110	U	0.0938	U	0.0969	U	0.507	U	0.101	U	0.243	U
4,6-Dinitro-2-methylphenol	~	~	~	0.110	U	0.0938	U	0.0969	U	0.507	U	0.101	U	0.243	U
4-Bromophenyl phenyl ether	~	~	~	0.0553	U	0.0470	U	0.0486	U	0.254	U	0.0505	U	0.122	U
4-Chloro-3-methylphenol	~	~	~	0.0553	U	0.0470	U	0.0486	U	0.254	U	0.0505	U	0.122	U
4-Chloroaniline	~	~	~	0.0553	U	0.0470	U	0.0486	U	0.254	U	0.0505	U	0.122	U
4-Chlorophenyl phenyl ether	~	~	~	0.0553	U	0.0470	U	0.0486	U	0.254	U	0.0505	U	0.122	U
4-Nitroaniline	~	~	~	0.110	U	0.0938	U	0.0969	U	0.507	U	0.101	U	0.243	U
4-Nitrophenol	~	~	~	0.110	U	0.0938	U	0.0969	U	0.507	U	0.101	U	0.243	U
Acenaphthene	20	100	98	0.0784	JD	0.270	D	0.860	D	0.855	D	0.0505	U	0.279	D
Acenaphthylene	100	100	107	0.0573	JD	0.232	D	0.145	D	1.030	D	0.0505	U	0.122	U
Acetophenone	~	~	~	0.0553	U	0.0470	U	0.0486	U	0.254	U	0.0505	U	0.122	U
Aniline	~	~	~	0.221	U	0.188	U	0.194	U	1.010	U	0.202	U	0.486	U
Anthracene	100	100	1,000	0.256	D	0.727	D	1.490	D	2.400	D	0.0505	U	0.677	D
Atrazine	~	~	~	0.0553	U	0.0470	U	0.0486	U	0.254	U	0.0505	U	0.122	U
Benzaldehyde	~	~	~	0.0553	U	0.0470	U	0.0486	U	0.254	U	0.0505	U	0.122	U
Benzidine	~	~	~	0.221	U	0.188	U	0.194	U	1.010	U	0.202	U	0.486	U
Benzo(a)anthracene	1	1	1	0.530	D	**2.52**	**D**	**2.14**	**D**	**5.5**	**D**	0.0505	U	**1.33**	**D**
Benzo(a)pyrene	1	1	22	0.546	D	**2.49**	**D**	**2.03**	**D**	**3.8**	**D**	0.0505	U	0.756	D
Benzo(b)fluoranthene	1	1	1.7	0.523	D	**2.48**	**D**	**1.84**	**D**	**5.7**	**D**	0.0505	U	0.617	D
Benzo(g,h,i)perylene	100	100	1,000	0.264	D	1.280	D	1.020	D	5.050	D	0.0505	U	0.122	U
Benzo(k)fluoranthene	0.8	1	1.7	0.457	D	**2.01**	**D**	**1.9**	**D**	**2.54**	**D**	0.0505	U	**0.805**	**D**
Benzoic acid	~	~	~	0.0553	U	0.0470	U	0.0486	U	0.254	U	0.0505	U	0.122	U
Benzyl alcohol	~	~	~	0.0553	U	0.0470	U	0.0486	U	0.254	U	0.0505	U	0.122	U
Benzyl butyl phthalate	~	~	~	0.0553	U	0.0470	U	0.0486	U	0.254	U	0.0505	U	0.122	U
Bis(2-chloroethoxy)methane	~	~	~	0.0553	U	0.0470	U	0.0486	U	0.254	U	0.0505	U	0.122	U
Bis(2-chloroethyl)ether	~	~	~	0.0553	U	0.0470	U	0.0486	U	0.254	U	0.0505	U	0.122	U
Bis(2-chloroisopropyl)ether	~	~	~	0.0553	U	0.0470	U	0.0486	U	0.254	U	0.0505	U	0.122	U
Bis(2-ethylhexyl)phthalate	~	~	~	0.103	JD	0.360	D	0.0876	JD	0.254	U	0.0505	U	0.122	U
Caprolactam	~	~	~	0.110	U	0.0938	U	0.0969	U	0.507	U	0.101	U	0.243	U
Carbazole	~	~	~	0.0758	JD	0.300	D	0.544	D	0.705	D	0.0505	U	0.229	JD
Chrysene	1	1	1	0.546	D	**2.59**	**D**	**2.21**	**D**	**4.89**	**D**	0.0505	U	**1.14**	**D**
Dibenzo(a,h)anthracene	0.33	0.33	1,000	0.102	JD	**0.476**	**D**	**0.373**	**D**	**1.15**	**D**	0.0505	U	0.122	U
Dibenzofuran	7	14	210	0.0553	U	0.118	D	0.0486	U	1	D	0.0505	U	0.182	JD
Diethyl phthalate	~	~	~	0.0553	U	0.0470	U	0.0486	U	0.254	U	0.0505	U	0.122	U
Dimethyl phthalate	~	~	~	0.0553	U	0.0470	U	0.0486	U	0.254	U	0.0505	U	0.122	U
Di-n-butyl phthalate	~	~	~	0.0553	U	0.0470	U	0.0486	U	0.254	U	0.0505	U	0.122	U
Di-n-octyl phthalate	~	~	~	0.0553	U	0.0470	U	0.0486	U	0.254	U	0.0505	U	0.122	U
Fluoranthene	100	100	1,000	1.330	D	4.460	D	4.600	D	10.800	D	0.0505	U	2.400	D
Fluorene	30	100	386	0.0873	JD	0.253	D	0.698	D	1.310	D	0.0505	U	0.322	D
Hexachlorobenzene	0.33	0.33	3.2	0.0553	U	0.0470	U	0.0486	U	0.254	U	0.0505	U	0.122	U
Hexachlorobutadiene	~	~	~	0.0553	U	0.0470	U	0.0486	U	0.254	U	0.0505	U	0.122	U
Hexachlorocyclopentadiene	~	~	~	0.0553	U	0.0470	U	0.0486	U	0.254	U	0.0505	U	0.122	U
Hexachloroethane	~	~	~	0.0553	U	0.0470	U	0.0486	U	0.254	U	0.0505	U	0.122	U
Indeno(1,2,3-cd)pyrene	0.5	0.5	8.2	0.289	D	**1.37**	**D**	**1.09**	**D**	**4.87**	**D**	0.0505	U	0.304	D
Isophorone	~	~	~	0.0553	U	0.0470	U	0.0486	U	0.254	U	0.0505	U	0.122	U
Naphthalene	12	100	12	0.0553	U	0.0817	JD	1.140	D	1.230	D	0.0505	U	0.169	JD
Nitrobenzene	~	~	~	0.0553	U	0.0470	U	0.0486	U	0.254	U	0.0505	U	0.122	U
N-Nitrosodimethylamine	~	~	~	0.0553	U	0.0470	U	0.0486	U	0.254	U	0.0505	U	0.122	U
N-nitroso-di-n-propylamine	~	~	~	0.0553	U	0.0470	U	0.0486	U	0.254	U	0.0505	U	0.122	U
N-Nitrosodiphenylamine	~	~	~	0.0553	U	0.0470	U	0.0486	U	0.254	U	0.0505	U	0.122	U
Pentachlorophenol	0.8	2.4	0.8	0.0553	U	0.0470	U	0.0486	U	0.254	U	0.0505	U	0.122	U
Phenanthrene	100	100	1,000	0.994	D	2.590	D	4.620	D	11.900	D	0.0505	U	2.510	D
Phenol	0.33	100	0.33	0.0553	U	0.0470	U	0.0486	U	0.254	U	0.0505	U	0.122	U
Pyrene	100	100	1,000	1.070	D	3.890	D	4.420	D	12.700	D	0.0505	U	2.910	D
Semi-Volatiles, 1,4-Dioxane 8270 SIM-Soil (mg/kg)															
1,4-Dioxane	0.1	9.8	0.1	0.0196	U	0.0189	U	0.0194	U	0.0196	U	0.0192	U	0.0190	U

Table Notes:

--: No guidance value.
mg/kg: Milligrams per Kilogram.
U: Not detected at the reported detection limit for the sample.
D: Concentration of analyte was quantified from diluted analysis. Flag only applies to field samples that have detectable concentrations of the analyte.
in / ft bgs: inches / feet below ground surface.
in / ft bcs : inches / feet below cellar slab.

	Value exceeds its Part 375 Unrestricted Use Soil Cleanup Objectives (UUSCOs)
	Value exceeds its Part 375 UUSCOs and Residential Use Soil Cleanup Obejctives (RUSCOs)
	Value exceeds its Part 375 UUSCOs and Protection of Groundwater Use Soil Cleanup Objectives (PGWSCOs).
	Value exceeds its Part 375 UUSCOs,RRUSCOs, and PGWSCOs.

Table 3 - Semi-Volatile Organic Compounds in Soil
55 Eckford Street,
Brooklyn, New York

Remedial Investigation Report
BCP Site No. C224168

LOCATION	Part 375 Unrestricted Use SCOs	Part 375 Residential Use SCOs	Part 375 Protection of Groundwater SCOs	GZ-05A (0-2in bgs)		GZ-05B (0-2ft bgs)		GZ-05C (4-6ft bgs)		GZ-05D (8-10ft bgs)		GZ-05E (12-14ft bgs)		GZ-05F(18-20ft bgs)	
LAB SAMPLE ID				24L0797-01		24L0797-02		24L0797-03		24L0797-04		24L0797-05		24L0797-06	
DATE				12/11/2024 12:05:00 PM		12/11/2024 12:50:00 PM		12/11/2024 1:00:00 PM		12/11/2024 12:40:00 PM		12/11/2024 12:30:00 PM		12/11/2024 12:20:00 PM	
				Results	Qual	Results	Qual	Results	Qual	Results	Qual	Results	Qual	Results	Qual
Semi-Volatile Organic Compounds (VOC) BY EPA Method 8270 (mg/kg)															
1,1-Biphenyl	~	~	~	0.0484	U	0.0465	U	0.0450	U	0.0528	U	0.0590	U	0.116	U
1,2,4,5-Tetrachlorobenzene	~	~	~	0.0966	U	0.0927	U	0.0899	U	0.105	U	0.118	U	0.232	U
1,2,4-Trichlorobenzene	~	~	~	0.0484	U	0.0465	U	0.0450	U	0.0528	U	0.0590	U	0.116	U
1,2-Dichlorobenzene	1.1	100	1.1	0.0484	U	0.0465	U	0.0450	U	0.0528	U	0.0590	U	0.116	U
1,2-Diphenylhydrazine (as Azobenzene)	~	~	~	0.0484	U	0.0465	U	0.0450	U	0.0528	U	0.0590	U	0.116	U
1,3-Dichlorobenzene	2.4	17	2.4	0.0484	U	0.0465	U	0.0450	U	0.0528	U	0.0590	U	0.116	U
1,4-Dichlorobenzene	1.8	9.8	1.8	0.0484	U	0.0465	U	0.0450	U	0.0528	U	0.0590	U	0.116	U
2,3,4,6-Tetrachlorophenol	~	~	~	0.0966	U	0.0927	U	0.0899	U	0.105	U	0.118	U	0.232	U
2,4,5-Trichlorophenol	~	~	~	0.0484	U	0.0465	U	0.0450	U	0.0528	U	0.0590	U	0.116	U
2,4,6-Trichlorophenol	~	~	~	0.0484	U	0.0465	U	0.0450	U	0.0528	U	0.0590	U	0.116	U
2,4-Dichlorophenol	~	~	~	0.0484	U	0.0465	U	0.0450	U	0.0528	U	0.0590	U	0.116	U
2,4-Dimethylphenol	~	~	~	0.0484	U	0.0465	U	0.0450	U	0.0528	U	0.0590	U	0.116	U
2,4-Dinitrophenol	~	~	~	0.0966	U	0.0927	U	0.0899	U	0.105	U	0.118	U	0.232	U
2,4-Dinitrotoluene	~	~	~	0.0484	U	0.0465	U	0.0450	U	0.0528	U	0.0590	U	0.116	U
2,6-Dinitrotoluene	~	~	~	0.0484	U	0.0465	U	0.0450	U	0.0528	U	0.0590	U	0.116	U
2-Chloronaphthalene	~	~	~	0.0484	U	0.0465	U	0.0450	U	0.0528	U	0.0590	U	0.116	U
2-Chlorophenol	~	~	~	0.0484	U	0.0465	U	0.0450	U	0.0528	U	0.0590	U	0.116	U
2-Methylnaphthalene	~	~	~	0.0484	U	0.0465	U	0.0450	U	0.0528	U	0.0590	U	0.116	U
2-Methylphenol	0.33	100	0.33	0.0484	U	0.0465	U	0.0450	U	0.0528	U	0.0590	U	0.116	U
2-Nitroaniline	~	~	~	0.0966	U	0.0927	U	0.0899	U	0.105	U	0.118	U	0.232	U
2-Nitrophenol	~	~	~	0.0484	U	0.0465	U	0.0450	U	0.0528	U	0.0590	U	0.116	U
3- & 4-Methylphenols	0.33	34	0.33	0.0484	U	0.0465	U	0.0450	U	0.0528	U	0.0590	U	0.116	U
3,3-Dichlorobenzidine	~	~	~	0.0484	U	0.0465	U	0.0450	U	0.0528	U	0.0590	U	0.116	U
3-Nitroaniline	~	~	~	0.0966	U	0.0927	U	0.0899	U	0.105	U	0.118	U	0.232	U
4,6-Dinitro-2-methylphenol	~	~	~	0.0966	U	0.0927	U	0.0899	U	0.105	U	0.118	U	0.232	U
4-Bromophenyl phenyl ether	~	~	~	0.0484	U	0.0465	U	0.0450	U	0.0528	U	0.0590	U	0.116	U
4-Chloro-3-methylphenol	~	~	~	0.0484	U	0.0465	U	0.0450	U	0.0528	U	0.0590	U	0.116	U
4-Chloroaniline	~	~	~	0.0484	U	0.0465	U	0.0450	U	0.0528	U	0.0590	U	0.116	U
4-Chlorophenyl phenyl ether	~	~	~	0.0484	U	0.0465	U	0.0450	U	0.0528	U	0.0590	U	0.116	U
4-Nitroaniline	~	~	~	0.0966	U	0.0927	U	0.0899	U	0.105	U	0.118	U	0.232	U
4-Nitrophenol	~	~	~	0.0966	U	0.0927	U	0.0899	U	0.105	U	0.118	U	0.232	U
Acenaphthene	20	100	98	0.0484	U	0.0637	JD	0.0450	U	0.0528	U	0.0590	U	0.116	U
Acenaphthylene	100	100	107	0.0484	U	0.0570	JD	0.0450	U	0.0528	U	0.0590	U	0.116	U
Acetophenone	~	~	~	0.0484	U	0.0465	U	0.0450	U	0.0528	U	0.0590	U	0.116	U
Aniline	~	~	~	0.193	U	0.186	U	0.180	U	0.211	U	0.236	U	0.464	U
Anthracene	100	100	1,000	0.0484	U	0.211	D	0.0453	JD	0.0910	JD	0.0590	U	0.116	U
Atrazine	~	~	~	0.0484	U	0.0465	U	0.0450	U	0.0528	U	0.0590	U	0.116	U
Benzaldehyde	~	~	~	0.0484	U	0.0465	U	0.0450	U	0.0528	U	0.0590	U	0.116	U
Benzidine	~	~	~	0.193	U	0.186	U	0.180	U	0.211	U	0.236	U	0.464	U
Benzo(a)anthracene	1	1	1	0.178	D	0.772	D	0.183	D	0.291	D	0.0590	U	0.116	U
Benzo(a)pyrene	1	1	22	0.131	D	0.603	D	0.143	D	0.437	D	0.0590	U	0.116	U
Benzo(b)fluoranthene	1	1	1.7	0.0934	JD	0.439	D	0.123	D	0.355	D	0.0590	U	0.116	U
Benzo(g,h,i)perylene	100	100	1,000	0.0687	JD	0.340	D	0.0450	U	0.356	D	0.0590	U	0.116	U
Benzo(k)fluoranthene	0.8	1	1.7	0.124	D	0.547	D	0.127	D	0.282	D	0.0590	U	0.116	U
Benzoic acid	~	~	~	0.0484	U	0.0465	U	0.0450	U	0.0528	U	0.0590	U	0.116	U
Benzyl alcohol	~	~	~	0.0484	U	0.0465	U	0.0450	U	0.0528	U	0.0590	U	0.116	U
Benzyl butyl phthalate	~	~	~	0.0484	U	0.0465	U	0.0675	JD	0.0528	U	0.0590	U	0.116	U
Bis(2-chloroethoxy)methane	~	~	~	0.0484	U	0.0465	U	0.0450	U	0.0528	U	0.0590	U	0.116	U
Bis(2-chloroethyl)ether	~	~	~	0.0484	U	0.0465	U	0.0450	U	0.0528	U	0.0590	U	0.116	U
Bis(2-chloroisopropyl)ether	~	~	~	0.0484	U	0.0465	U	0.0450	U	0.0528	U	0.0590	U	0.116	U
Bis(2-ethylhexyl)phthalate	~	~	~	0.103	D	0.0993	D	50	D	0.0528	U	0.699	D	0.116	U
Caprolactam	~	~	~	0.0966	U	0.0927	U	0.0899	U	0.105	U	0.118	U	0.232	U
Carbazole	~	~	~	0.0484	U	0.0548	JD	0.0450	U	0.0528	U	0.0590	U	0.116	U
Chrysene	1	1	1	0.174	D	0.747	D	0.193	D	0.295	D	0.0590	U	0.116	U
Dibenzo(a,h)anthracene	0.33	0.33	1,000	0.0484	U	0.0985	D	0.0450	U	0.0977	JD	0.0590	U	0.116	U
Dibenzofuran	7	14	210	0.0484	U	0.0465	U	0.0450	U	0.0528	U	0.0590	U	0.116	U
Diethyl phthalate	~	~	~	0.0484	U	0.0465	U	0.0450	U	0.0528	U	0.0590	U	0.116	U
Dimethyl phthalate	~	~	~	0.0484	U	0.0465	U	0.0450	U	0.0528	U	0.0590	U	0.116	U
Di-n-butyl phthalate	~	~	~	0.923	D	0.0465	U	0.0560	JD	0.0528	U	0.0590	U	0.116	U
Di-n-octyl phthalate	~	~	~	0.0484	U	0.0465	U	0.0481	JD	0.0528	U	0.0590	U	0.116	U
Fluoranthene	100	100	1,000	0.266	D	1.320	D	0.287	D	0.565	D	0.0590	U	0.116	U
Fluorene	30	100	386	0.0484	U	0.0600	JD	0.0450	U	0.0528	U	0.0590	U	0.116	U
Hexachlorobenzene	0.33	0.33	3.2	0.0484	U	0.0465	U	0.0450	U	0.0528	U	0.0590	U	0.116	U
Hexachlorobutadiene	~	~	~	0.0484	U	0.0465	U	0.0450	U	0.0528	U	0.0590	U	0.116	U
Hexachlorocyclopentadiene	~	~	~	0.0484	U	0.0465	U	0.0450	U	0.0528	U	0.0590	U	0.116	U
Hexachloroethane	~	~	~	0.0484	U	0.0465	U	0.0450	U	0.0528	U	0.0590	U	0.116	U
Indeno(1,2,3-cd)pyrene	0.5	0.5	8.2	0.0625	JD	0.343	D	0.0460	JD	0.307	D	0.0590	U	0.116	U
Isophorone	~	~	~	0.0484	U	0.0465	U	0.0450	U	0.0528	U	0.0590	U	0.116	U
Naphthalene	12	100	12	0.0484	U	0.0465	U	0.0450	U	0.0528	U	0.0590	U	0.116	U
Nitrobenzene	~	~	~	0.0484	U	0.0465	U	0.0450	U	0.0528	U	0.0590	U	0.116	U
N-Nitrosodimethylamine	~	~	~	0.0484	U	0.0465	U	0.0450	U	0.0528	U	0.0590	U	0.116	U
N-nitroso-di-n-propylamine	~	~	~	0.0484	U	0.0465	U	0.0450	U	0.0528	U	0.0590	U	0.116	U
N-Nitrosodiphenylamine	~	~	~	0.0484	U	0.0465	U	0.0450	U	0.0528	U	0.0590	U	0.116	U
Pentachlorophenol	0.8	2.4	0.8	0.0484	U	0.0465	U	0.0450	U	0.0528	U	0.0590	U	0.116	U
Phenanthrene	100	100	1,000	0.195	D	0.954	D	0.177	D	0.330	D	0.0590	U	0.116	U
Phenol	0.33	100	0.33	0.0484	U	0.0465	U	0.0450	U	0.0528	U	0.0590	U	0.116	U
Pyrene	100	100	1,000	0.347	D	1.660	D	0.395	D	0.424	D	0.0590	U	0.116	U
Semi-Volatiles, 1,4-Dioxane 8270 SIM-Soil (mg/kg)															
1,4-Dioxane	0.1	9.8	0.1	0.0189	U	0.0189	U	0.0198	U	0.0194	U	0.0189	U	0.0198	U

Table Notes:

--: No guidance value.
mg/kg: Milligrams per Kilogram.

U: Not detected at the reported detection limit for the sample.

D: Concentration of analyte was quantified from diluted analysis. Flag only applies to field samples that have detectable concentrations of the analyte.

in / ft bgs: inches / feet below ground surface.

in / ft bcs : inches / feet below cellar slab.

	Value exceeds its Part 375 Unrestricted Use Soil Cleanup Objectives (UUSCOs)
	Value exceeds its Part 375 UUSCOs and Residential Use Soil Cleanup Obejctives (RUSCOs)
	Value exceeds its Part 375 UUSCOs and Protection of Groundwater Use Soil Cleanup Objectives (PGWSCOs).
	Value exceeds its Part 375 UUSCOs,RRUSCOs, and PGWSCOs.

Table 3 - Semi-Volatile Organic Compounds in Soil
55 Eckford Street,
Brooklyn, New York

Remedial Investigation Report
BCP Site No. C224168

LOCATION	Part 375 Unrestricted Use SCOs	Part 375 Residential Use SCOs	Part 375 Protection of Groundwater SCOs	GZ-06A (0-2in bgs)		GZ-06B (0-2ft bgs)		GZ-06C (4-6ft bgs)		GZ-06D (8-10ft bgs)		GZ-06E (12-14ft bgs)		GZ-06F (18-20ft bgs)	
LAB SAMPLE ID				24L0646-01		24L0646-02		24L0646-03		24L0646-04		24L0646-05		24L0646-06	
DATE				12/10/2024 9:20:00 AM		12/10/2024 9:30:00 AM		12/10/2024 9:45:00 AM		12/10/2024 10:10:00 AM		12/10/2024 10:30:00 AM		12/10/2024 10:45:00 AM	
				Results	Qual	Results	Qual	Results	Qual	Results	Qual	Results	Qual	Results	Qual
Semi-Volatile Organic Compounds (VOC) BY EPA Method 8270 (mg/kg)															
1,1-Biphenyl	~	~	~	0.0477	U	0.0463	U	0.0585	U	0.0488	U	0.0652	U	0.0622	U
1,2,4,5-Tetrachlorobenzene	~	~	~	0.0952	U	0.0924	U	0.117	U	0.0973	U	0.130	U	0.124	U
1,2,4-Trichlorobenzene	~	~	~	0.0477	U	0.0463	U	0.0585	U	0.0488	U	0.0652	U	0.0622	U
1,2-Dichlorobenzene	1.1	100	1.1	0.0477	U	0.0463	U	0.0585	U	0.0488	U	0.0652	U	0.0622	U
1,2-Diphenylhydrazine (as Azobenzene)	~	~	~	0.0477	U	0.0463	U	0.0585	U	0.0488	U	0.0652	U	0.0622	U
1,3-Dichlorobenzene	2.4	17	2.4	0.0477	U	0.0463	U	0.0585	U	0.0488	U	0.0652	U	0.0622	U
1,4-Dichlorobenzene	1.8	9.8	1.8	0.0477	U	0.0463	U	0.0585	U	0.0488	U	0.0652	U	0.0622	U
2,3,4,6-Tetrachlorophenol	~	~	~	0.0952	U	0.0924	U	0.117	U	0.0973	U	0.130	U	0.124	U
2,4,5-Trichlorophenol	~	~	~	0.0477	U	0.0463	U	0.0585	U	0.0488	U	0.0652	U	0.0622	U
2,4,6-Trichlorophenol	~	~	~	0.0477	U	0.0463	U	0.0585	U	0.0488	U	0.0652	U	0.0622	U
2,4-Dichlorophenol	~	~	~	0.0477	U	0.0463	U	0.0585	U	0.0488	U	0.0652	U	0.0622	U
2,4-Dimethylphenol	~	~	~	0.0477	U	0.0463	U	0.0585	U	0.0488	U	0.0652	U	0.0622	U
2,4-Dinitrophenol	~	~	~	0.0952	U	0.0924	U	0.117	U	0.0973	U	0.130	U	0.124	U
2,4-Dinitrotoluene	~	~	~	0.0477	U	0.0463	U	0.0585	U	0.0488	U	0.0652	U	0.0622	U
2,6-Dinitrotoluene	~	~	~	0.0477	U	0.0463	U	0.0585	U	0.0488	U	0.0652	U	0.0622	U
2-Chloronaphthalene	~	~	~	0.0477	U	0.0463	U	0.0585	U	0.0488	U	0.0652	U	0.0622	U
2-Chlorophenol	~	~	~	0.0477	U	0.0463	U	0.0585	U	0.0488	U	0.0652	U	0.0622	U
2-Methylnaphthalene	~	~	~	0.0477	U	0.0463	U	0.0585	U	0.0488	U	0.0652	U	0.0622	U
2-Methylphenol	0.33	100	0.33	0.0477	U	0.0463	U	0.0585	U	0.0488	U	0.0652	U	0.0622	U
2-Nitroaniline	~	~	~	0.0952	U	0.0924	U	0.117	U	0.0973	U	0.130	U	0.124	U
2-Nitrophenol	~	~	~	0.0477	U	0.0463	U	0.0585	U	0.0488	U	0.0652	U	0.0622	U
3- & 4-Methylphenols	0.33	34	0.33	0.0477	U	0.0463	U	0.0585	U	0.0488	U	0.0652	U	0.0622	U
3,3-Dichlorobenzidine	~	~	~	0.0477	U	0.0463	U	0.0585	U	0.0488	U	0.0652	U	0.0622	U
3-Nitroaniline	~	~	~	0.0952	U	0.0924	U	0.117	U	0.0973	U	0.130	U	0.124	U
4,6-Dinitro-2-methylphenol	~	~	~	0.0952	U	0.0924	U	0.117	U	0.0973	U	0.130	U	0.124	U
4-Bromophenyl phenyl ether	~	~	~	0.0477	U	0.0463	U	0.0585	U	0.0488	U	0.0652	U	0.0622	U
4-Chloro-3-methylphenol	~	~	~	0.0477	U	0.0463	U	0.0585	U	0.0488	U	0.0652	U	0.0622	U
4-Chloroaniline	~	~	~	0.0477	U	0.0463	U	0.0585	U	0.0488	U	0.0652	U	0.0622	U
4-Chlorophenyl phenyl ether	~	~	~	0.0477	U	0.0463	U	0.0585	U	0.0488	U	0.0652	U	0.0622	U
4-Nitroaniline	~	~	~	0.0952	U	0.0924	U	0.117	U	0.0973	U	0.130	U	0.124	U
4-Nitrophenol	~	~	~	0.0952	U	0.0924	U	0.117	U	0.0973	U	0.130	U	0.124	U
Acenaphthene	20	100	98	0.0477	U	0.0463	U	0.0585	U	0.0488	U	0.0652	U	0.0622	U
Acenaphthylene	100	100	107	0.0477	U	0.0463	U	0.0585	U	0.0488	U	0.0652	U	0.0622	U
Acetophenone	~	~	~	0.0477	U	0.0463	U	0.0585	U	0.0488	U	0.0652	U	0.0622	U
Aniline	~	~	~	0.191	U	0.185	U	0.234	U	0.195	U	0.261	U	0.248	U
Anthracene	100	100	1,000	0.0898	JD	0.129	D	0.0784	JD	0.0778	JD	0.0652	U	0.0622	U
Atrazine	~	~	~	0.0477	U	0.0463	U	0.0585	U	0.0488	U	0.0652	U	0.0622	U
Benzaldehyde	~	~	~	0.0477	U	0.0463	U	0.0585	U	0.0488	U	0.0652	U	0.0622	U
Benzidine	~	~	~	0.191	U	0.185	U	0.234	U	0.195	U	0.261	U	0.248	U
Benzo(a)anthracene	1	1	1	0.218	D	0.722	D	0.254	D	0.211	D	0.0652	U	0.0622	U
Benzo(a)pyrene	1	1	22	0.156	D	0.310	D	0.145	D	0.112	D	0.0652	U	0.0622	U
Benzo(b)fluoranthene	1	1	1.7	0.276	D	0.525	D	0.248	D	0.201	D	0.0652	U	0.0622	U
Benzo(g,h,i)perylene	100	100	1,000	0.180	D	0.296	D	0.168	D	0.131	D	0.0652	U	0.0622	U
Benzo(k)fluoranthene	0.8	1	1.7	0.126	D	0.219	D	0.229	D	0.0856	JD	0.0652	U	0.0622	U
Benzoic acid	~	~	~	0.0477	U	0.0463	U	0.0585	U	0.0488	U	0.0652	U	0.0622	U
Benzyl alcohol	~	~	~	0.0477	U	0.0463	U	0.0585	U	0.0488	U	0.0652	U	0.0622	U
Benzyl butyl phthalate	~	~	~	0.0477	U	0.0463	U	0.0585	U	0.0488	U	0.0652	U	0.0622	U
Bis(2-chloroethoxy)methane	~	~	~	0.0477	U	0.0463	U	0.0585	U	0.0488	U	0.0652	U	0.0622	U
Bis(2-chloroethyl)ether	~	~	~	0.0477	U	0.0463	U	0.0585	U	0.0488	U	0.0652	U	0.0622	U
Bis(2-chloroisopropyl)ether	~	~	~	0.0477	U	0.0463	U	0.0585	U	0.0488	U	0.0652	U	0.0622	U
Bis(2-ethylhexyl)phthalate	~	~	~	0.0477	U	0.0463	U	0.0585	U	0.0488	U	0.0652	U	0.0622	U
Caprolactam	~	~	~	0.0952	U	0.0924	U	0.117	U	0.0973	U	0.130	U	0.124	U
Carbazole	~	~	~	0.0477	U	0.0463	U	0.0585	U	0.0488	U	0.0652	U	0.0622	U
Chrysene	1	1	1	0.221	D	0.749	D	0.224	D	0.186	D	0.0652	U	0.0622	U
Dibenzo(a,h)anthracene	0.33	0.33	1,000	0.0477	U	0.0923	JD	0.0585	U	0.0488	U	0.0652	U	0.0622	U
Dibenzofuran	7	14	210	0.0477	U	0.0463	U	0.0585	U	0.0488	U	0.0652	U	0.0622	U
Diethyl phthalate	~	~	~	0.0477	U	0.0463	U	0.0585	U	0.0488	U	0.0652	U	0.0622	U
Dimethyl phthalate	~	~	~	0.0477	U	0.0463	U	0.0585	U	0.0488	U	0.0652	U	0.0622	U
Di-n-butyl phthalate	~	~	~	0.0477	U	0.0463	U	0.0585	U	0.0488	U	0.0652	U	0.0622	U
Di-n-octyl phthalate	~	~	~	0.0477	U	0.0463	U	0.0585	U	0.0488	U	0.0652	U	0.0622	U
Fluoranthene	100	100	1,000	0.492	D	0.845	D	0.439	D	0.377	D	0.0652	U	0.0622	U
Fluorene	30	100	386	0.0477	U	0.0463	U	0.0585	U	0.0488	U	0.0652	U	0.0622	U
Hexachlorobenzene	0.33	0.33	3.2	0.0477	U	0.0463	U	0.0585	U	0.0488	U	0.0652	U	0.0622	U
Hexachlorobutadiene	~	~	~	0.0477	U	0.0463	U	0.0585	U	0.0488	U	0.0652	U	0.0622	U
Hexachlorocyclopentadiene	~	~	~	0.0477	U	0.0463	U	0.0585	U	0.0488	U	0.0652	U	0.0622	U
Hexachloroethane	~	~	~	0.0477	U	0.0463	U	0.0585	U	0.0488	U	0.0652	U	0.0622	U
Indeno(1,2,3-cd)pyrene	0.5	0.5	8.2	0.193	D	0.320	D	0.0585	U	0.128	D	0.0652	U	0.0622	U
Isophorone	~	~	~	0.0477	U	0.0463	U	0.0585	U	0.0488	U	0.0652	U	0.0622	U
Naphthalene	12	100	12	0.0477	U	0.0463	U	0.0585	U	0.0488	U	0.0652	U	0.0622	U
Nitrobenzene	~	~	~	0.0477	U	0.0463	U	0.0585	U	0.0488	U	0.0652	U	0.0622	U
N-Nitrosodimethylamine	~	~	~	0.0477	U	0.0463	U	0.0585	U	0.0488	U	0.0652	U	0.0622	U
N-nitroso-di-n-propylamine	~	~	~	0.0477	U	0.0463	U	0.0585	U	0.0488	U	0.0652	U	0.0622	U
N-Nitrosodiphenylamine	~	~	~	0.0477	U	0.0463	U	0.0585	U	0.0488	U	0.0652	U	0.0622	U
Pentachlorophenol	0.8	2.4	0.8	0.0477	U	0.0463	U	0.0585	U	0.0488	U	0.0652	U	0.0622	U
Phenanthrene	100	100	1,000	0.330	D	0.251	D	0.323	D	0.268	D	0.0652	U	0.0622	U
Phenol	0.33	100	0.33	0.0477	U	0.0463	U	0.0585	U	0.0488	U	0.0652	U	0.0622	U
Pyrene	100	100	1,000	0.507	D	1.550	D	0.524	D	0.432	D	0.0652	U	0.0622	U
Semi-Volatiles, 1,4-Dioxane 8270 SIM-Soil (mg/kg)															
1,4-Dioxane	0.1	9.8	0.1	0.0196	U	0.0198	U	0.0198	U	0.0198	U	0.0183	U	0.0194	U

Table Notes:

--: No guidance value.
mg/kg: Milligrams per Kilogram.

U: Not detected at the reported detection limit for the sample.

D: Concentration of analyte was quantified from diluted analysis. Flag only applies to field samples that have detectable concentrations of the analyte.

in / ft bgs: inches / feet below ground surface.

in / ft bcs : inches / feet below cellar slab.

	Value exceeds its Part 375 Unrestricted Use Soil Cleanup Objectives (UUSCOs)
	Value exceeds its Part 375 UUSCOs and Residential Use Soil Cleanup Obejctives (RUSCOs)
	Value exceeds its Part 375 UUSCOs and Protection of Groundwater Use Soil Cleanup Objectives (PGWSCOs).
	Value exceeds its Part 375 UUSCOs,RRUSCOs, and PGWSCOs.

Table 3 - Semi-Volatile Organic Compounds in Soil
55 Eckford Street,
Brooklyn, New York

Remedial Investigation Report
BCP Site No. C224168

LOCATION	Part 375 Unrestricted Use SCOs	Part 375 Residential Use SCOs	Part 375 Protection of Groundwater SCOs	GZ-07A (0-2in bgs)		GZ-07B (0-2ft bgs)		GZ-07C (4-6ft bgs)		GZ-07D (8-10ft bgs)		GZ-07E (12-14ft bgs)		GZ-07F (18-20ft bgs)	
LAB SAMPLE ID				24L0646-07		24L0646-08		24L0646-09		24L0646-10		24L0646-11		24L0646-12	
DATE				12/10/2024 11:30:00 AM		12/10/2024 11:40:00 AM		12/10/2024 11:50:00 AM		12/10/2024 12:00:00 PM		12/10/2024 12:30:00 PM		12/10/2024 12:45:00 PM	
				Results	Qual	Results	Qual	Results	Qual	Results	Qual	Results	Qual	Results	Qual
Semi-Volatile Organic Compounds (VOC) BY EPA Method 8270 (mg/kg)															
1,1-Biphenyl	~	~	~	0.0463	U	0.0455	U	0.0456	U	0.0574	U	0.0574	U	0.107	U
1,2,4,5-Tetrachlorobenzene	~	~	~	0.0924	U	0.0907	U	0.0910	U	0.115	U	0.115	U	0.214	U
1,2,4-Trichlorobenzene	~	~	~	0.0463	U	0.0455	U	0.0456	U	0.0574	U	0.0574	U	0.107	U
1,2-Dichlorobenzene	1.1	100	1.1	0.0463	U	0.0455	U	0.0456	U	0.0574	U	0.0574	U	0.107	U
1,2-Diphenylhydrazine (as Azobenzene)	~	~	~	0.0463	U	0.0455	U	0.0456	U	0.0574	U	0.0574	U	0.107	U
1,3-Dichlorobenzene	2.4	17	2.4	0.0463	U	0.0455	U	0.0456	U	0.0574	U	0.0574	U	0.107	U
1,4-Dichlorobenzene	1.8	9.8	1.8	0.0463	U	0.0455	U	0.0456	U	0.0574	U	0.0574	U	0.107	U
2,3,4,6-Tetrachlorophenol	~	~	~	0.0924	U	0.0907	U	0.0910	U	0.115	U	0.115	U	0.214	U
2,4,5-Trichlorophenol	~	~	~	0.0463	U	0.0455	U	0.0456	U	0.0574	U	0.0574	U	0.107	U
2,4,6-Trichlorophenol	~	~	~	0.0463	U	0.0455	U	0.0456	U	0.0574	U	0.0574	U	0.107	U
2,4-Dichlorophenol	~	~	~	0.0463	U	0.0455	U	0.0456	U	0.0574	U	0.0574	U	0.107	U
2,4-Dimethylphenol	~	~	~	0.0463	U	0.0455	U	0.0456	U	0.0574	U	0.0574	U	0.107	U
2,4-Dinitrophenol	~	~	~	0.0924	U	0.0907	U	0.0910	U	0.115	U	0.115	U	0.214	U
2,4-Dinitrotoluene	~	~	~	0.0463	U	0.0455	U	0.0456	U	0.0574	U	0.0574	U	0.107	U
2,6-Dinitrotoluene	~	~	~	0.0463	U	0.0455	U	0.0456	U	0.0574	U	0.0574	U	0.107	U
2-Chloronaphthalene	~	~	~	0.0463	U	0.0455	U	0.0456	U	0.0574	U	0.0574	U	0.107	U
2-Chlorophenol	~	~	~	0.0463	U	0.0455	U	0.0456	U	0.0574	U	0.0574	U	0.107	U
2-Methylnaphthalene	~	~	~	0.0463	U	0.0455	U	0.0456	U	0.0574	U	0.0574	U	0.107	U
2-Methylphenol	0.33	100	0.33	0.0463	U	0.0455	U	0.0456	U	0.0574	U	0.0574	U	0.107	U
2-Nitroaniline	~	~	~	0.0924	U	0.0907	U	0.0910	U	0.115	U	0.115	U	0.214	U
2-Nitrophenol	~	~	~	0.0463	U	0.0455	U	0.0456	U	0.0574	U	0.0574	U	0.107	U
3- & 4-Methylphenols	0.33	34	0.33	0.0463	U	0.0455	U	0.0456	U	0.0574	U	0.0574	U	0.107	U
3,3-Dichlorobenzidine	~	~	~	0.0463	U	0.0455	U	0.0456	U	0.0574	U	0.0574	U	0.107	U
3-Nitroaniline	~	~	~	0.0924	U	0.0907	U	0.0910	U	0.115	U	0.115	U	0.214	U
4,6-Dinitro-2-methylphenol	~	~	~	0.0924	U	0.0907	U	0.0910	U	0.115	U	0.115	U	0.214	U
4-Bromophenyl phenyl ether	~	~	~	0.0463	U	0.0455	U	0.0456	U	0.0574	U	0.0574	U	0.107	U
4-Chloro-3-methylphenol	~	~	~	0.0463	U	0.0455	U	0.0456	U	0.0574	U	0.0574	U	0.107	U
4-Chloroaniline	~	~	~	0.0463	U	0.0455	U	0.0456	U	0.0574	U	0.0574	U	0.107	U
4-Chlorophenyl phenyl ether	~	~	~	0.0463	U	0.0455	U	0.0456	U	0.0574	U	0.0574	U	0.107	U
4-Nitroaniline	~	~	~	0.0924	U	0.0907	U	0.0910	U	0.115	U	0.115	U	0.214	U
4-Nitrophenol	~	~	~	0.0924	U	0.0907	U	0.0910	U	0.115	U	0.115	U	0.214	U
Acenaphthene	20	100	98	0.0463	U	0.0783	JD	0.0456	U	0.0574	U	0.0574	U	0.107	U
Acenaphthylene	100	100	107	0.0510	JD	0.168	D	0.0456	U	0.0574	U	0.0574	U	0.107	U
Acetophenone	~	~	~	0.0463	U	0.0455	U	0.0456	U	0.0574	U	0.0574	U	0.107	U
Aniline	~	~	~	0.185	U	0.182	U	0.182	U	0.230	U	0.229	U	0.428	U
Anthracene	100	100	1,000	0.108	D	0.326	D	0.0967	D	0.0574	U	0.0574	U	0.107	U
Atrazine	~	~	~	0.0463	U	0.0455	U	0.0456	U	0.0574	U	0.0574	U	0.107	U
Benzaldehyde	~	~	~	0.0463	U	0.0455	U	0.0456	U	0.0574	U	0.0574	U	0.107	U
Benzidine	~	~	~	0.185	U	0.182	U	0.182	U	0.230	U	0.229	U	0.428	U
Benzo(a)anthracene	1	1	1	0.386	D	0.934	D	0.240	D	0.0574	U	0.0574	U	0.107	U
Benzo(a)pyrene	1	1	22	0.206	D	0.485	D	0.161	D	0.0574	U	0.0574	U	0.107	U
Benzo(b)fluoranthene	1	1	1.7	0.395	D	0.335	D	0.297	D	0.0574	U	0.0574	U	0.107	U
Benzo(g,h,i)perylene	100	100	1,000	0.231	D	0.519	D	0.192	D	0.0574	U	0.0574	U	0.107	U
Benzo(k)fluoranthene	0.8	1	1.7	0.160	D	**0.855**	**D**	0.111	D	0.0574	U	0.0574	U	0.107	U
Benzoic acid	~	~	~	0.0463	U	0.0455	U	0.0456	U	0.0574	U	0.0574	U	0.107	U
Benzyl alcohol	~	~	~	0.0463	U	0.0455	U	0.0456	U	0.0574	U	0.0574	U	0.107	U
Benzyl butyl phthalate	~	~	~	0.0463	U	0.0455	U	0.0456	U	0.0574	U	0.0574	U	0.107	U
Bis(2-chloroethoxy)methane	~	~	~	0.0463	U	0.0455	U	0.0456	U	0.0574	U	0.0574	U	0.107	U
Bis(2-chloroethyl)ether	~	~	~	0.0463	U	0.0455	U	0.0456	U	0.0574	U	0.0574	U	0.107	U
Bis(2-chloroisopropyl)ether	~	~	~	0.0463	U	0.0455	U	0.0456	U	0.0574	U	0.0574	U	0.107	U
Bis(2-ethylhexyl)phthalate	~	~	~	0.478	D	0.0455	U	0.0456	U	0.0574	U	0.0574	U	0.107	U
Caprolactam	~	~	~	0.0924	U	0.0907	U	0.0910	U	0.115	U	0.115	U	0.214	U
Carbazole	~	~	~	0.0463	U	0.0544	JD	0.0456	U	0.0574	U	0.0574	U	0.107	U
Chrysene	1	1	1	0.323	D	0.849	D	0.244	D	0.0574	U	0.0574	U	0.107	U
Dibenzo(a,h)anthracene	0.33	0.33	1,000	0.0658	JD	0.154	D	0.0509	JD	0.0574	U	0.0574	U	0.107	U
Dibenzofuran	7	14	210	0.0463	U	0.0455	U	0.0456	U	0.0574	U	0.0574	U	0.107	U
Diethyl phthalate	~	~	~	0.0463	U	0.0455	U	0.0456	U	0.0574	U	0.0574	U	0.107	U
Dimethyl phthalate	~	~	~	0.0463	U	0.0455	U	0.0456	U	0.0574	U	0.0574	U	0.107	U
Di-n-butyl phthalate	~	~	~	0.0463	U	0.0455	U	0.0456	U	0.0574	U	0.0574	U	0.107	U
Di-n-octyl phthalate	~	~	~	0.0463	U	0.0455	U	0.0456	U	0.0574	U	0.0574	U	0.107	U
Fluoranthene	100	100	1,000	0.637	D	1.480	D	0.466	D	0.0574	U	0.0574	U	0.107	U
Fluorene	30	100	386	0.0463	U	0.0455	U	0.0456	U	0.0574	U	0.0574	U	0.107	U
Hexachlorobenzene	0.33	0.33	3.2	0.0463	U	0.0455	U	0.0456	U	0.0574	U	0.0574	U	0.107	U
Hexachlorobutadiene	~	~	~	0.0463	U	0.0455	U	0.0456	U	0.0574	U	0.0574	U	0.107	U
Hexachlorocyclopentadiene	~	~	~	0.0463	U	0.0455	U	0.0456	U	0.0574	U	0.0574	U	0.107	U
Hexachloroethane	~	~	~	0.0463	U	0.0455	U	0.0456	U	0.0574	U	0.0574	U	0.107	U
Indeno(1,2,3-cd)pyrene	0.5	0.5	8.2	0.258	D	0.0455	U	0.201	D	0.0574	U	0.0574	U	0.107	U
Isophorone	~	~	~	0.0463	U	0.0455	U	0.0456	U	0.0574	U	0.0574	U	0.107	U
Naphthalene	12	100	12	0.0463	U	0.0455	U	0.0456	U	0.0574	U	0.0574	U	0.107	U
Nitrobenzene	~	~	~	0.0463	U	0.0455	U	0.0456	U	0.0574	U	0.0574	U	0.107	U
N-Nitrosodimethylamine	~	~	~	0.0463	U	0.0455	U	0.0456	U	0.0574	U	0.0574	U	0.107	U
N-nitroso-di-n-propylamine	~	~	~	0.0463	U	0.0455	U	0.0456	U	0.0574	U	0.0574	U	0.107	U
N-Nitrosodiphenylamine	~	~	~	0.0463	U	0.0455	U	0.0456	U	0.0574	U	0.0574	U	0.107	U
Pentachlorophenol	0.8	2.4	0.8	0.0463	U	0.0455	U	0.0456	U	0.0574	U	0.0574	U	0.107	U
Phenanthrene	100	100	1,000	0.321	D	0.968	D	0.239	D	0.0574	U	0.0574	U	0.107	U
Phenol	0.33	100	0.33	0.0463	U	0.0455	U	0.0456	U	0.0574	U	0.0574	U	0.107	U
Pyrene	100	100	1,000	0.618	D	1.630	D	0.476	D	0.0574	U	0.0574	U	0.107	U
Semi-Volatiles, 1,4-Dioxane 8270 SIM-Soil (mg/kg)															
1,4-Dioxane	0.1	9.8	0.1	0.0198	U	0.0190	U	0.0198	U	0.0183	U	0.0196	U	0.0194	U

Table Notes:

--: No guidance value.
mg/kg: Milligrams per Kilogram.
U: Not detected at the reported detection limit for the sample.
D: Concentration of analyte was quantified from diluted analysis. Flag only applies to field samples that have detectable concentrations of the analyte.
in / ft bgs: inches / feet below ground surface.
in / ft bcs : inches / feet below cellar slab.

	Value exceeds its Part 375 Unrestricted Use Soil Cleanup Objectives (UUSCOs)
	Value exceeds its Part 375 UUSCOs and Residential Use Soil Cleanup Obejctives (RUSCOs)
	Value exceeds its Part 375 UUSCOs and Protection of Groundwater Use Soil Cleanup Objectives (PGWSCOs).
	Value exceeds its Part 375 UUSCOs,RRUSCOs, and PGWSCOs.

Table 3 - Semi-Volatile Organic Compounds in Soil
55 Eckford Street,
Brooklyn, New York

Remedial Investigation Report
BCP Site No. C224168

LOCATION	Part 375 Unrestricted Use SCOs	Part 375 Residential Use SCOs	Part 375 Protection of Groundwater SCOs	GZ-08A(0-2 ft bcs)		GZ-08B (4-6ft bcs)		GZ-08C(8-10 ft bcs)		GZ-09A (0-2 ft bcs)		GZ-09B(4-6ft bcs)		GZ-09C (8-10 ft bcs)	
LAB SAMPLE ID				24L0797-07		24L0797-08		24L0797-09		24L0797-10		24L0797-11		24L0797-12	
DATE				12/11/2024 9:50:00 AM		12/11/2024 10:00:00 AM		12/11/2024 10:10:00 AM		12/11/2024 8:45:00 AM		12/11/2024 9:15:00 AM		12/11/2024 9:30:00 AM	
				Results	Qual	Results	Qual	Results	Qual	Results	Qual	Results	Qual	Results	Qual
Semi-Volatile Organic Compounds (VOC) BY EPA Method 8270 (mg/kg)															
1,1-Biphenyl	~	~	~	0.0510	U	0.0521	U	0.0511	U	0.0528	U	0.0504	U	0.0537	U
1,2,4,5-Tetrachlorobenzene	~	~	~	0.102	U	0.104	U	0.102	U	0.105	U	0.101	U	0.107	U
1,2,4-Trichlorobenzene	~	~	~	0.0510	U	0.0521	U	0.0511	U	0.0528	U	0.0504	U	0.0537	U
1,2-Dichlorobenzene	1.1	100	1.1	0.0510	U	0.0521	U	0.0511	U	0.0528	U	0.0504	U	0.0537	U
1,2-Diphenylhydrazine (as Azobenzene)	~	~	~	0.0510	U	0.0521	U	0.0511	U	0.0528	U	0.0504	U	0.0537	U
1,3-Dichlorobenzene	2.4	17	2.4	0.0510	U	0.0521	U	0.0511	U	0.0528	U	0.0504	U	0.0537	U
1,4-Dichlorobenzene	1.8	9.8	1.8	0.0510	U	0.0521	U	0.0511	U	0.0528	U	0.0504	U	0.0537	U
2,3,4,6-Tetrachlorophenol	~	~	~	0.102	U	0.104	U	0.102	U	0.105	U	0.101	U	0.107	U
2,4,5-Trichlorophenol	~	~	~	0.0510	U	0.0521	U	0.0511	U	0.0528	U	0.0504	U	0.0537	U
2,4,6-Trichlorophenol	~	~	~	0.0510	U	0.0521	U	0.0511	U	0.0528	U	0.0504	U	0.0537	U
2,4-Dichlorophenol	~	~	~	0.0510	U	0.0521	U	0.0511	U	0.0528	U	0.0504	U	0.0537	U
2,4-Dimethylphenol	~	~	~	0.0510	U	0.0521	U	0.0511	U	0.0528	U	0.0504	U	0.0537	U
2,4-Dinitrophenol	~	~	~	0.102	U	0.104	U	0.102	U	0.105	U	0.101	U	0.107	U
2,4-Dinitrotoluene	~	~	~	0.0510	U	0.0521	U	0.0511	U	0.0528	U	0.0504	U	0.0537	U
2,6-Dinitrotoluene	~	~	~	0.0510	U	0.0521	U	0.0511	U	0.0528	U	0.0504	U	0.0537	U
2-Chloronaphthalene	~	~	~	0.0510	U	0.0521	U	0.0511	U	0.0528	U	0.0504	U	0.0537	U
2-Chlorophenol	~	~	~	0.0510	U	0.0521	U	0.0511	U	0.0528	U	0.0504	U	0.0537	U
2-Methylnaphthalene	~	~	~	0.0510	U	0.0521	U	0.0511	U	0.0528	U	0.154	D	0.0537	U
2-Methylphenol	0.33	100	0.33	0.0510	U	0.0521	U	0.0511	U	0.0528	U	0.0504	U	0.0537	U
2-Nitroaniline	~	~	~	0.102	U	0.104	U	0.102	U	0.105	U	0.101	U	0.107	U
2-Nitrophenol	~	~	~	0.0510	U	0.0521	U	0.0511	U	0.0528	U	0.0504	U	0.0537	U
3- & 4-Methylphenols	0.33	34	0.33	0.0510	U	0.0521	U	0.0511	U	0.0528	U	0.0504	U	0.0537	U
3,3-Dichlorobenzidine	~	~	~	0.0510	U	0.0521	U	0.0511	U	0.0528	U	0.0504	U	0.0537	U
3-Nitroaniline	~	~	~	0.102	U	0.104	U	0.102	U	0.105	U	0.101	U	0.107	U
4,6-Dinitro-2-methylphenol	~	~	~	0.102	U	0.104	U	0.102	U	0.105	U	0.101	U	0.107	U
4-Bromophenyl phenyl ether	~	~	~	0.0510	U	0.0521	U	0.0511	U	0.0528	U	0.0504	U	0.0537	U
4-Chloro-3-methylphenol	~	~	~	0.0510	U	0.0521	U	0.0511	U	0.0528	U	0.0504	U	0.0537	U
4-Chloroaniline	~	~	~	0.0510	U	0.0521	U	0.0511	U	0.0528	U	0.0504	U	0.0537	U
4-Chlorophenyl phenyl ether	~	~	~	0.0510	U	0.0521	U	0.0511	U	0.0528	U	0.0504	U	0.0537	U
4-Nitroaniline	~	~	~	0.102	U	0.104	U	0.102	U	0.105	U	0.101	U	0.107	U
4-Nitrophenol	~	~	~	0.102	U	0.104	U	0.102	U	0.105	U	0.101	U	0.107	U
Acenaphthene	20	100	98	0.0510	U	0.0521	U	0.0511	U	0.0528	U	0.207	D	0.0993	JD
Acenaphthylene	100	100	107	0.0510	U	0.0521	U	0.0511	U	0.0639	JD	0.0724	JD	0.0574	JD
Acetophenone	~	~	~	0.0510	U	0.0521	U	0.0511	U	0.0528	U	0.0504	U	0.0537	U
Aniline	~	~	~	0.204	U	0.208	U	0.204	U	0.211	U	0.201	U	0.214	U
Anthracene	100	100	1,000	0.0510	U	0.0521	U	0.0511	U	0.141	D	0.617	D	0.236	D
Atrazine	~	~	~	0.0510	U	0.0521	U	0.0511	U	0.0528	U	0.0504	U	0.0537	U
Benzaldehyde	~	~	~	0.0510	U	0.0521	U	0.0511	U	0.0528	U	0.0504	U	0.0537	U
Benzidine	~	~	~	0.204	U	0.208	U	0.204	U	0.211	U	0.201	U	0.214	U
Benzo(a)anthracene	1	1	1	0.0659	JD	0.0922	JD	0.162	D	0.440	D	**1.11**	**D**	0.550	D
Benzo(a)pyrene	1	1	22	0.0642	JD	0.0521	U	0.202	D	0.436	D	**1.09**	**D**	0.603	D
Benzo(b)fluoranthene	1	1	1.7	0.0537	JD	0.0864	JD	0.158	D	0.382	D	0.889	D	0.455	D
Benzo(g,h,i)perylene	100	100	1,000	0.0510	U	0.0640	JD	0.126	D	0.241	D	0.724	D	0.359	D
Benzo(k)fluoranthene	0.8	1	1.7	0.0510	U	0.0706	JD	0.160	D	0.336	D	**0.84**	**D**	0.477	D
Benzoic acid	~	~	~	0.0510	U	0.0521	U	0.0511	U	0.0528	U	0.0504	U	0.0537	U
Benzyl alcohol	~	~	~	0.0510	U	0.0521	U	0.0511	U	0.0528	U	0.0504	U	0.0537	U
Benzyl butyl phthalate	~	~	~	0.0510	U	0.0521	U	0.0511	U	0.0528	U	0.0504	U	0.0537	U
Bis(2-chloroethoxy)methane	~	~	~	0.0510	U	0.0521	U	0.0511	U	0.0528	U	0.0504	U	0.0537	U
Bis(2-chloroethyl)ether	~	~	~	0.0510	U	0.0521	U	0.0511	U	0.0528	U	0.0504	U	0.0537	U
Bis(2-chloroisopropyl)ether	~	~	~	0.0510	U	0.0521	U	0.0511	U	0.0528	U	0.0504	U	0.0537	U
Bis(2-ethylhexyl)phthalate	~	~	~	0.0510	U	0.0598	JD	0.0511	U	0.0528	U	0.0700	JD	0.0736	JD
Caprolactam	~	~	~	0.102	U	0.104	U	0.102	U	0.757	D	0.101	U	0.107	U
Carbazole	~	~	~	0.0510	U	0.0521	U	0.0511	U	0.0528	U	0.105	D	0.0537	U
Chrysene	1	1	1	0.0593	JD	0.0889	JD	0.159	D	0.478	D	**1.05**	**D**	0.547	D
Dibenzo(a,h)anthracene	0.33	0.33	1,000	0.0510	U	0.0521	U	0.0511	U	0.0799	JD	0.223	D	0.116	D
Dibenzofuran	7	14	210	0.0510	U	0.0521	U	0.0511	U	0.0528	U	0.121	D	0.0537	U
Diethyl phthalate	~	~	~	0.0510	U	0.0521	U	0.0511	U	0.0528	U	0.0504	U	0.0537	U
Dimethyl phthalate	~	~	~	0.0510	U	0.0521	U	0.0511	U	0.0528	U	0.0504	U	0.0537	U
Di-n-butyl phthalate	~	~	~	0.0510	U	0.0521	U	0.0511	U	0.0528	U	0.0504	U	0.0537	U
Di-n-octyl phthalate	~	~	~	0.0510	U	0.0521	U	0.0511	U	0.0528	U	0.0504	U	0.0537	U
Fluoranthene	100	100	1,000	0.124	D	0.142	D	0.286	D	0.928	D	2.480	D	1.110	D
Fluorene	30	100	386	0.0510	U	0.0521	U	0.0511	U	0.0528	U	0.251	D	0.0993	JD
Hexachlorobenzene	0.33	0.33	3.2	0.0510	U	0.0521	U	0.0511	U	0.0528	U	0.0504	U	0.0537	U
Hexachlorobutadiene	~	~	~	0.0510	U	0.0521	U	0.0511	U	0.0528	U	0.0504	U	0.0537	U
Hexachlorocyclopentadiene	~	~	~	0.0510	U	0.0521	U	0.0511	U	0.0528	U	0.0504	U	0.0537	U
Hexachloroethane	~	~	~	0.0510	U	0.0521	U	0.0511	U	0.0528	U	0.0504	U	0.0537	U
Indeno(1,2,3-cd)pyrene	0.5	0.5	8.2	0.0510	U	0.0631	JD	0.118	D	0.241	D	**0.667**	**D**	0.332	D
Isophorone	~	~	~	0.0510	U	0.0521	U	0.0511	U	0.0528	U	0.0504	U	0.0537	U
Naphthalene	12	100	12	0.0510	U	0.0521	U	0.0511	U	0.0528	U	0.117	D	0.0537	U
Nitrobenzene	~	~	~	0.0510	U	0.0521	U	0.0511	U	0.0528	U	0.0504	U	0.0537	U
N-Nitrosodimethylamine	~	~	~	0.0510	U	0.0521	U	0.0511	U	0.0528	U	0.0504	U	0.0537	U
N-nitroso-di-n-propylamine	~	~	~	0.0510	U	0.0521	U	0.0511	U	0.0528	U	0.0504	U	0.0537	U
N-Nitrosodiphenylamine	~	~	~	0.0510	U	0.0521	U	0.0511	U	0.0528	U	0.0504	U	0.0537	U
Pentachlorophenol	0.8	2.4	0.8	0.0510	U	0.0521	U	0.0511	U	0.0528	U	0.0504	U	0.0537	U
Phenanthrene	100	100	1,000	0.0748	JD	0.0856	JD	0.158	D	0.589	D	2.560	D	1.070	D
Phenol	0.33	100	0.33	0.0510	U	0.0521	U	0.0511	U	0.0528	U	0.0504	U	0.0537	U
Pyrene	100	100	1,000	0.103	D	0.136	D	0.242	D	0.852	D	2.110	D	0.998	D
Semi-Volatiles, 1,4-Dioxane 8270 SIM-Soil (mg/kg)															
1,4-Dioxane	0.1	9.8	0.1	0.0194	U	0.0190	U	0.0190	U	0.0187	U	0.0198	U	0.0194	U

Table Notes:

--: No guidance value.
mg/kg: Milligrams per Kilogram.

U: Not detected at the reported detection limit for the sample.

D: Concentration of analyte was quantified from diluted analysis. Flag only applies to field samples that have detectable concentrations of the analyte.

in / ft bgs: inches / feet below ground surface.

in / ft bcs : inches / feet below cellar slab.

	Value exceeds its Part 375 Unrestricted Use Soil Cleanup Objectives (UUSCOs)
	Value exceeds its Part 375 UUSCOs and Residential Use Soil Cleanup Obejctives (RUSCOs)
	Value exceeds its Part 375 UUSCOs and Protection of Groundwater Use Soil Cleanup Objectives (PGWSCOs).
	Value exceeds its Part 375 UUSCOs,RRUSCOs, and PGWSCOs.

Table 3 - Semi-Volatile Organic Compounds in Soil
55 Eckford Street,
Brooklyn, New York

Remedial Investigation Report
BCP Site No. C224168

LOCATION	Part 375 Unrestricted Use SCOs	Part 375 Residential Use SCOs	Part 375 Protection of Groundwater SCOs	GZ-10A (0-2 ft bcs)		GZ-10B (4-6ft bcs)		GZ-10C (8-10 ft bcs)		GZ-FD-01		GZ-FD-02		GZ-FD-03	
LAB SAMPLE ID				24L0797-13		24L0797-14		24L0797-15		24L0646-13		24L0797-16		24L0931-25	
DATE				12/11/2024 11:10:00 AM		12/11/2024 11:20:00 AM		12/11/2024 11:30:00 AM		12/10/2024 11:40:00 AM		12/11/2024 3:00:00 PM		12/12/2024 3:00:00 PM	
				Results	Qual	Results	Qual	Results	Qual	Results	Qual	Results	Qual	Results	Qual
Semi-Volatile Organic Compounds (VOC) BY EPA Method 8270 (mg/kg)															
1,1-Biphenyl	~	~	~	0.0603	U	0.0693	U	0.141	U	0.0566	U	0.0650	U	0.109	U
1,2,4,5-Tetrachlorobenzene	~	~	~	0.120	U	0.138	U	0.281	U	0.113	U	0.130	U	0.217	U
1,2,4-Trichlorobenzene	~	~	~	0.0603	U	0.0693	U	0.141	U	0.0566	U	0.0650	U	0.109	U
1,2-Dichlorobenzene	1.1	100	1.1	0.0603	U	0.0693	U	0.141	U	0.0566	U	0.0650	U	0.109	U
1,2-Diphenylhydrazine (as Azobenzene)	~	~	~	0.0603	U	0.0693	U	0.141	U	0.0566	U	0.0650	U	0.109	U
1,3-Dichlorobenzene	2.4	17	2.4	0.0603	U	0.0693	U	0.141	U	0.0566	U	0.0650	U	0.109	U
1,4-Dichlorobenzene	1.8	9.8	1.8	0.0603	U	0.0693	U	0.141	U	0.0566	U	0.0650	U	0.109	U
2,3,4,6-Tetrachlorophenol	~	~	~	0.120	U	0.138	U	0.281	U	0.113	U	0.130	U	0.217	U
2,4,5-Trichlorophenol	~	~	~	0.0603	U	0.0693	U	0.141	U	0.0566	U	0.0650	U	0.109	U
2,4,6-Trichlorophenol	~	~	~	0.0603	U	0.0693	U	0.141	U	0.0566	U	0.0650	U	0.109	U
2,4-Dichlorophenol	~	~	~	0.0603	U	0.0693	U	0.141	U	0.0566	U	0.0650	U	0.109	U
2,4-Dimethylphenol	~	~	~	0.0603	U	0.0693	U	0.141	U	0.0566	U	0.0650	U	0.109	U
2,4-Dinitrophenol	~	~	~	0.120	U	0.138	U	0.281	U	0.113	U	0.130	U	0.217	U
2,4-Dinitrotoluene	~	~	~	0.0603	U	0.0693	U	0.141	U	0.0566	U	0.0650	U	0.109	U
2,6-Dinitrotoluene	~	~	~	0.0603	U	0.0693	U	0.141	U	0.0566	U	0.0650	U	0.109	U
2-Chloronaphthalene	~	~	~	0.0603	U	0.0693	U	0.141	U	0.0566	U	0.0650	U	0.109	U
2-Chlorophenol	~	~	~	0.0603	U	0.0693	U	0.141	U	0.0566	U	0.0650	U	0.109	U
2-Methylnaphthalene	~	~	~	0.0603	U	0.0693	U	0.141	U	0.0566	U	0.0650	U	0.109	U
2-Methylphenol	0.33	100	0.33	0.0603	U	0.0693	U	0.141	U	0.0566	U	0.0650	U	0.109	U
2-Nitroaniline	~	~	~	0.120	U	0.138	U	0.281	U	0.113	U	0.130	U	0.217	U
2-Nitrophenol	~	~	~	0.0603	U	0.0693	U	0.141	U	0.0566	U	0.0650	U	0.109	U
3- & 4-Methylphenols	0.33	34	0.33	0.0603	U	0.0693	U	0.141	U	0.0566	U	0.0650	U	0.109	U
3,3-Dichlorobenzidine	~	~	~	0.0603	U	0.0693	U	0.141	U	0.0566	U	0.0650	U	0.109	U
3-Nitroaniline	~	~	~	0.120	U	0.138	U	0.281	U	0.113	U	0.130	U	0.217	U
4,6-Dinitro-2-methylphenol	~	~	~	0.120	U	0.138	U	0.281	U	0.113	U	0.130	U	0.217	U
4-Bromophenyl phenyl ether	~	~	~	0.0603	U	0.0693	U	0.141	U	0.0566	U	0.0650	U	0.109	U
4-Chloro-3-methylphenol	~	~	~	0.0603	U	0.0693	U	0.141	U	0.0566	U	0.0650	U	0.109	U
4-Chloroaniline	~	~	~	0.0603	U	0.0693	U	0.141	U	0.0566	U	0.0650	U	0.109	U
4-Chlorophenyl phenyl ether	~	~	~	0.0603	U	0.0693	U	0.141	U	0.0566	U	0.0650	U	0.109	U
4-Nitroaniline	~	~	~	0.120	U	0.138	U	0.281	U	0.113	U	0.130	U	0.217	U
4-Nitrophenol	~	~	~	0.120	U	0.138	U	0.281	U	0.113	U	0.130	U	0.217	U
Acenaphthene	20	100	98	0.0603	U	0.0693	U	0.141	U	0.0566	U	0.0650	U	0.109	U
Acenaphthylene	100	100	107	0.0603	U	0.0693	U	0.141	U	0.0566	U	0.0650	U	0.109	U
Acetophenone	~	~	~	0.0603	U	0.0693	U	0.141	U	0.0566	U	0.0650	U	0.109	U
Aniline	~	~	~	0.241	U	0.277	U	0.562	U	0.226	U	0.260	U	0.435	U
Anthracene	100	100	1,000	0.0603	U	0.0693	U	0.141	U	0.0566	U	0.0650	U	0.269	D
Atrazine	~	~	~	0.0603	U	0.0693	U	0.141	U	0.0566	U	0.0650	U	0.109	U
Benzaldehyde	~	~	~	0.0603	U	0.0693	U	0.141	U	0.0566	U	0.0650	U	0.109	U
Benzidine	~	~	~	0.241	U	0.277	U	0.562	U	0.226	U	0.260	U	0.435	U
Benzo(a)anthracene	1	1	1	0.125	D	0.0693	U	0.141	U	0.0566	U	0.0650	U	0.639	D
Benzo(a)pyrene	1	1	22	0.168	D	0.0693	U	0.141	U	0.0566	U	0.0650	U	0.375	D
Benzo(b)fluoranthene	1	1	1.7	0.140	D	0.0693	U	0.141	U	0.0566	U	0.0650	U	0.268	D
Benzo(g,h,i)perylene	100	100	1,000	0.115	JD	0.0693	U	0.141	U	0.0566	U	0.0650	U	0.109	U
Benzo(k)fluoranthene	0.8	1	1.7	0.122	D	0.0693	U	0.141	U	0.0566	U	0.0650	U	0.330	D
Benzoic acid	~	~	~	0.0603	U	0.0693	U	0.141	U	0.0566	U	0.0650	U	0.109	U
Benzyl alcohol	~	~	~	0.0603	U	0.0693	U	0.141	U	0.0566	U	0.0650	U	0.109	U
Benzyl butyl phthalate	~	~	~	0.0603	U	0.0693	U	0.141	U	0.0566	U	0.0650	U	0.109	U
Bis(2-chloroethoxy)methane	~	~	~	0.0603	U	0.0693	U	0.141	U	0.0566	U	0.0650	U	0.109	U
Bis(2-chloroethyl)ether	~	~	~	0.0603	U	0.0693	U	0.141	U	0.0566	U	0.0650	U	0.109	U
Bis(2-chloroisopropyl)ether	~	~	~	0.0603	U	0.0693	U	0.141	U	0.0566	U	0.0650	U	0.109	U
Bis(2-ethylhexyl)phthalate	~	~	~	0.0603	U	0.415	D	0.141	U	0.0566	U	0.0650	U	0.109	U
Caprolactam	~	~	~	0.120	U	0.138	U	0.281	U	0.113	U	0.130	U	0.217	U
Carbazole	~	~	~	0.0603	U	0.0693	U	0.141	U	0.0566	U	0.0650	U	0.109	U
Chrysene	1	1	1	0.129	D	0.0693	U	0.141	U	0.0566	U	0.0650	U	0.596	D
Dibenzo(a,h)anthracene	0.33	0.33	1,000	0.0603	U	0.0693	U	0.141	U	0.0566	U	0.0650	U	0.109	U
Dibenzofuran	7	14	210	0.0603	U	0.0693	U	0.141	U	0.0566	U	0.0650	U	0.109	U
Diethyl phthalate	~	~	~	0.0603	U	0.0693	U	0.141	U	0.0566	U	0.0650	U	0.109	U
Dimethyl phthalate	~	~	~	0.0603	U	0.0693	U	0.141	U	0.0566	U	0.0650	U	0.109	U
Di-n-butyl phthalate	~	~	~	0.0603	U	0.0693	U	0.141	U	0.0566	U	0.0650	U	0.109	U
Di-n-octyl phthalate	~	~	~	0.0603	U	0.0693	U	0.141	U	0.0566	U	0.0650	U	0.109	U
Fluoranthene	100	100	1,000	0.218	D	0.0807	JD	0.141	U	0.0566	U	0.0650	U	1.130	D
Fluorene	30	100	386	0.0603	U	0.0693	U	0.141	U	0.0566	U	0.0650	U	0.118	JD
Hexachlorobenzene	0.33	0.33	3.2	0.0603	U	0.0693	U	0.141	U	0.0566	U	0.0650	U	0.109	U
Hexachlorobutadiene	~	~	~	0.0603	U	0.0693	U	0.141	U	0.0566	U	0.0650	U	0.109	U
Hexachlorocyclopentadiene	~	~	~	0.0603	U	0.0693	U	0.141	U	0.0566	U	0.0650	U	0.109	U
Hexachloroethane	~	~	~	0.0603	U	0.0693	U	0.141	U	0.0566	U	0.0650	U	0.109	U
Indeno(1,2,3-cd)pyrene	0.5	0.5	8.2	0.101	JD	0.0693	U	0.141	U	0.0566	U	0.0650	U	0.109	U
Isophorone	~	~	~	0.0603	U	0.0693	U	0.141	U	0.0566	U	0.0650	U	0.109	U
Naphthalene	12	100	12	0.0603	U	0.0693	U	0.141	U	0.0566	U	0.0650	U	0.109	U
Nitrobenzene	~	~	~	0.0603	U	0.0693	U	0.141	U	0.0566	U	0.0650	U	0.109	U
N-Nitrosodimethylamine	~	~	~	0.0603	U	0.0693	U	0.141	U	0.0566	U	0.0650	U	0.109	U
N-nitroso-di-n-propylamine	~	~	~	0.0603	U	0.0693	U	0.141	U	0.0566	U	0.0650	U	0.109	U
N-Nitrosodiphenylamine	~	~	~	0.0603	U	0.0693	U	0.141	U	0.0566	U	0.0650	U	0.109	U
Pentachlorophenol	0.8	2.4	0.8	0.0603	U	0.0693	U	0.141	U	0.0566	U	0.0650	U	0.109	U
Phenanthrene	100	100	1,000	0.114	JD	0.0693	U	0.141	U	0.0566	U	0.0650	U	0.989	D
Phenol	0.33	100	0.33	0.0603	U	0.0693	U	0.141	U	0.0566	U	0.0650	U	0.109	U
Pyrene	100	100	1,000	0.198	D	0.0693	U	0.141	U	0.0566	U	0.0650	U	1.280	D
Semi-Volatiles, 1,4-Dioxane 8270 SIM-Soil (mg/kg)															
1,4-Dioxane	0.1	9.8	0.1	0.0183	U	0.0189	U	0.0398	U	0.0187	U	0.0190	U	0.0198	U

Table Notes:

--: No guidance value.
mg/kg: Milligrams per Kilogram.
U: Not detected at the reported detection limit for the sample.
D: Concentration of analyte was quantified from diluted analysis. Flag only applies to field samples that have detectable concentrations of the analyte.
in / ft bgs: inches / feet below ground surface.
in / ft bcs : inches / feet below cellar slab.

	Value exceeds its Part 375 Unrestricted Use Soil Cleanup Objectives (UUSCOs)
	Value exceeds its Part 375 UUSCOs and Residential Use Soil Cleanup Obejctives (RUSCOs)
	Value exceeds its Part 375 UUSCOs and Protection of Groundwater Use Soil Cleanup Objectives (PGWSCOs).
	Value exceeds its Part 375 UUSCOs,RRUSCOs, and PGWSCOs.

Table 4 - Total Metals in Soil
55 Eckford Street
Brooklyn, NY

Remedial Investigation Report
BCP Site No. C224168

LOCATION	Part 375 Unrestricted Use SCOs	Part 375 Residential Use SCOs	Part 375 Protection of Groundwater SCOs	GZ-01A (0-2in bgs)		GZ-01B (0-2ft bgs)		GZ-01C (4-6ft bgs)		GZ-01D (8-10ft bgs)		GZ-01E (12-14ft bgs)		GZ-01F (18-20ft bgs)	
LAB SAMPLE ID				24L0931-01		24L0931-02		24L0931-03		24L0931-04		24L0931-05		24L0931-06	
DATE				12/12/2024 8:00:00 AM		12/12/2024 8:20:00 AM		12/12/2024 8:10:00 AM		12/12/2024 8:40:00 AM		12/12/2024 8:50:00 AM		12/12/2024 8:30:00 AM	
				Results	Qual	Results	Qual	Results	Qual	Results	Qual	Results	Qual	Results	Qual
Total Metals By EPA Method 6010 (mg/kg)															
Aluminum	~	~	~	10,200		10,400		8,610		7,120		7,160		8,430	
Antimony	~	~	~	2.34	U	2.3	U	2.32	U	19.90		2.38	U	2.41	U
Arsenic	13	16	16	7.6		6.18		6.33		**240**		**43.6**		**13.8**	
Barium	350	350	820	244		190		79.3		259		49.200		47.800	
Beryllium	7.2	14	47	0.047	U	0.046	U	0.047	U	0.047	U	0.048	U	0.049	U
Cadmium	2.5	2.5	7.5	**3.32**		2.18		0.278	U	0.282	U	0.285	U	0.289	U
Calcium	~	~	~	5,190		8,470		6,800		2,130		1,430		1,400	
Chromium	~	~	~	31.2		23.6		20.2		20.4		16.6		17.1	
Chromium, Hexavalent	1	22	19	0.563	U	0.552	U	0.556	U	0.563	U	0.570	U	0.579	U
Cobalt	~	~	~	6.19		6.37		6.43		3.82		5.98		6.53	
Copper	50	270	1,720	46.4		35.1		47.5		44.9		32.1		33.7	
Cyanide, total	27	27	40	0.563	U	0.552	U	0.556	U	2.61		0.57	U	1.0	
Iron	~	~	~	18,200		20,600		14,200		16,700		15,900		19,000	
Lead	63	400	450	**182**		**161**		**68**		60.2		47.7		**64.4**	
Magnesium	~	~	~	2,470		4,460		4,290		2,080		2,450		2,240	
Manganese	1,600	2,000	2,000	433		371		262		322		391		439	
Mercury	0.18	0.81	0.73	**0.186**		**0.292**		**0.368**		**0.61**		**0.424**		**0.395**	
Nickel	30	140	130	28.9		29.1		**61.8**		18.7		18.5		19	
Potassium	~	~	~	1,470		1,700		1,320		1,060		1,530		1,240	
Selenium	3.9	36	4	2.78		2.30	U	2.32	U	3.41		**10.3**		3.34	
Silver	2	36	8.3	0.473	U	0.463	U	0.467	U	0.473	U	0.479	U	0.486	U
Sodium	~	~	~	351		256		140		198		1,070		881	
Thallium	~	~	~	2.34	U	2.3	U	2.32	U	2.35	U	2.38	U	2.41	U
Vanadium	~	~	~	28.1		32.9		26.9		28.0		26.5		23.6	
Zinc	109	2,200	2,480	**170**		**172**		68.5		42.6		47.1		42	

Table Notes:

--: No guidance value
mg/kg: Milligrams per Kilogram
U: Not detected at the reported detection limit for the sample
J: Estimate Value. The analyte concentration is below the quantitative limit (RL), but above the method detection limit (MDL) or estimated detection limit (EDL)
in / ft bgs inches / feet below ground surface
in / ft bcs inches / feet below cellar slab

Value exceeds its Part 375 Unrestricted Use Soil Cleanup Objectives.

Value exceeds its Part 375 Unrestricted and Residential Use Soil Cleanup Objectives.

Value exceeds its Part 375 Unrestricted and Protection of Groundwater Soil Cleanup Objectives

Value exceeds its Part 375 Unrestricted Use, Residential Use, and Protection of Groundwater Soil Cleanup Objectives.

Table 4 - Total Metals in Soil
55 Eckford Street
Brooklyn, NY

Remedial Investigation Report
BCP Site No. C224168

LOCATION	Part 375 Unrestricted Use SCOs	Part 375 Residential Use SCOs	Part 375 Protection of Groundwater SCOs	GZ-02A (0-2in bgs)		GZ-02B (0-2ft bgs)		GZ-02C (4-6ft bgs)		GZ-02D (8-10ft bgs)		GZ-02E (12-14ft bgs)		GZ-02F (18-20ft bgs)	
LAB SAMPLE ID				24L0931-07		24L0931-08		24L0931-09		24L0931-10		24L0931-11		24L0931-12	
DATE				12/12/2024 9:00:00 AM		12/12/2024 9:10:00 AM		12/12/2024 9:20:00 AM		12/12/2024 9:30:00 AM		12/12/2024 9:40:00 AM		12/12/2024 9:50:00 AM	
				Results	Qual	Results	Qual	Results	Qual	Results	Qual	Results	Qual	Results	Qual
Total Metals By EPA Method 6010 (mg/kg)															
Aluminum	~	~	~	10,600		10,100		6,080		11,200		7,950		7,770	
Antimony	~	~	~	3.41		3.73		18.50		5.68		3.97	U	2.99	U
Arsenic	13	16	16	9.69		**39**		**138**		**14.4**		**51.7**		**49.5**	
Barium	350	350	820	153		157		230		146		**424**		**517**	
Beryllium	7.2	14	47	0.047	U	0.143		0.204		0.048	U	0.561		0.823	
Cadmium	2.5	2.5	7.5	1.67		0.756		0.347		1.250		0.476	U	0.740	
Calcium	~	~	~	7,180		14,000		4,890		23,100		4,320		73,700	
Chromium	~	~	~	30.7		27.7		26.1		19.9		17.9		16.2	
Chromium, Hexavalent	1	22	19	0.561	U	0.638	U	0.626	U	0.569	U	0.952	U	0.719	U
Cobalt	~	~	~	6.56		3.18		7.34		9.20		9.71		4.94	
Copper	50	270	1,720	**77.1**		**85.9**		**368**		**130**		**92.7**		38.7	
Cyanide, total	27	27	40	0.561	U	2.220		5.110		2.760		0.952	U	2.210	
Iron	~	~	~	17,100		53,300		17,400		22,200		12,100		17,000	
Lead	63	400	450	**180**		**2,050**		**1,690**		**487**		**424**		**117**	
Magnesium	~	~	~	2,620		5,730		1,460		4,480		559		745	
Manganese	1,600	2,000	2,000	319		429		269		223		130		533	
Mercury	0.18	0.81	0.73	**0.604**		**7.52**		**3.4**		**1.38**		**2.33**		**24.1**	
Nickel	30	140	130	**36.1**		**52.7**		**804**		**51.9**		28		16.2	
Potassium	~	~	~	1,250		937		803		4,630		943		1,100	
Selenium	3.9	36	4	2.34	U	**5.35**		**4.45**		2.37	U	**5.08**		3.44	
Silver	2	36	8.3	0.472	U	0.536	U	0.526	U	0.478	U	0.800	U	0.604	U
Sodium	~	~	~	192		190		225		293		461		1,280	
Thallium	~	~	~	2.34	U	2.66	U	2.61	U	2.37	U	3.97	U	2.99	U
Vanadium	~	~	~	32.4		25.1		23.7		23.7		37.4		39.9	
Zinc	109	2,200	2,480	**179**		**194**		**327**		**275**		**365**		**123**	

Table Notes:

--: No guidance value
mg/kg: Milligrams per Kilogram
U: Not detected at the reported detection limit for the sample
J: Estimate Value. The analyte concentration is below the quantitative limit (RL), but above the method detection limit (MDL) or estimated detection limit (EDL)
in / ft bgs inches / feet below ground surface
in / ft bcs inches / feet below cellar slab

Value exceeds its Part 375 Unrestricted Use Soil Cleanup Objectives.

Value exceeds its Part 375 Unrestricted and Residential Use Soil Cleanup Objectives.

Value exceeds its Part 375 Unrestricted and Protection of Groundwater Soil Cleanup Objectives

Value exceeds its Part 375 Unrestricted Use, Residential Use, and Protection of Groundwater Soil Cleanup Objectives.

Table 4 - Total Metals in Soil
55 Eckford Street
Brooklyn, NY

Remedial Investigation Report
BCP Site No. C224168

LOCATION	Part 375 Unrestricted Use SCOs	Part 375 Residential Use SCOs	Part 375 Protection of Groundwater SCOs	GZ-03A (0-2in bgs)		GZ-03B (0-2ft bgs)		GZ-03C (4-6ft bgs)		GZ-03D (8-10ft bgs)		GZ-03E (12-14ft bgs)		GZ-03F (16-18ft bgs)	
LAB SAMPLE ID				24L0931-13		24L0931-14		24L0931-15		24L0931-16		24L0931-17		24L0931-18	
DATE				12/12/2024 10:30:00 AM		12/12/2024 10:40:00 AM		12/12/2024 10:50:00 AM		12/12/2024 11:00:00 AM		12/12/2024 11:10:00 AM		12/12/2024 11:20:00 AM	
				Results	Qual	Results	Qual	Results	Qual	Results	Qual	Results	Qual	Results	Qual
Total Metals By EPA Method 6010 (mg/kg)															
Aluminum	~	~	~	12,400		7,630		9,290		5,610		6,260		27,200	
Antimony	~	~	~	2.39	U	46.30		2.37	U	14.90		3.29		5.46	U
Arsenic	13	16	16	9.73		**73.1**		10.40		**28.1**		**56.4**		**28.7**	
Barium	350	350	820	74.300		**646**		112		125		130		66.4	
Beryllium	7.2	14	47	0.048	U	0.175		0.16		0.049	U	0.109		0.645	
Cadmium	2.5	2.5	7.5	0.287	U	**4.22**		0.284	U	1.470		0.450		0.655	U
Calcium	~	~	~	1,540		12,000		2,360		3,480		20,700		4,810	
Chromium	~	~	~	20.9		47.7		15.2		12.3		20.8		45.6	
Chromium, Hexavalent	1	22	19	0.574	U	0.576	U	**1.41**		0.581	U	0.601	U	**2.94**	
Cobalt	~	~	~	6.80		8.28		5.66		4.89		6.54		12.4	
Copper	50	270	1,720	**225**		**495**		34.1		**65.1**		**344**		19.9	
Cyanide, total	27	27	40	1.600		10.600		1.140		2.310		1.540		1.310	U
Iron	~	~	~	21,000		44,300		16,300		68,900		22,800		51,400	
Lead	63	400	450	**181**		**2,370**		**227**		**372**		**227**		23.5	
Magnesium	~	~	~	2,140		1,930		2,550		1,540		1,680		9,500	
Manganese	1,600	2,000	2,000	330		401		222		428		261		543	
Mercury	0.18	0.81	0.73	**0.821**		**2.21**		**0.473**		**0.375**		**0.497**		0.112	
Nickel	30	140	130	15.8		**419**		15.3		23.6		**46.3**		**37.1**	
Potassium	~	~	~	708		844		984		441		669		6,060	
Selenium	3.9	36	4	2.43		**9.03**		2.37	U	**6.31**		3.17		5.46	U
Silver	2	36	8.3	0.482	U	0.484	U	0.477	U	0.488	U	0.504	U	1.100	U
Sodium	~	~	~	72.100		524		69.400		98.800		192		495	
Thallium	~	~	~	2.39	U	2.40	U	2.37	U	2.42	U	2.50	U	5.46	U
Vanadium	~	~	~	30.9		29.1		21.4		18.9		19.4		63.8	
Zinc	109	2,200	2,480	**154**		**1,610**		**113**		**797**		**404**		105	

Table Notes:

--: No guidance value
mg/kg: Milligrams per Kilogram
U: Not detected at the reported detection limit for the sample
J: Estimate Value. The analyte concentration is below the quantitative limit (RL), but above the method detection limit (MDL) or estimated detection limit (EDL)
in / ft bgs inches / feet below ground surface
in / ft bcs inches / feet below cellar slab

Value exceeds its Part 375 Unrestricted Use Soil Cleanup Objectives.

Value exceeds its Part 375 Unrestricted and Residential Use Soil Cleanup Objectives.

Value exceeds its Part 375 Unrestricted and Protection of Groundwater Soil Cleanup Objectives

Value exceeds its Part 375 Unrestricted Use, Residential Use, and Protection of Groundwater Soil Cleanup Objectives.

Table 4 - Total Metals in Soil
55 Eckford Street
Brooklyn, NY

Remedial Investigation Report
BCP Site No. C224168

LOCATION	Part 375 Unrestricted Use SCOs	Part 375 Residential Use SCOs	Part 375 Protection of Groundwater SCOs	GZ-04A (0-2in bgs)		GZ-04B (0-2ft bgs)		GZ-04C (4-6ft bgs)		GZ-04D (8-10ft bgs)		GZ-04E (12-14ft bgs)		GZ-04F (18-20ft bgs)	
LAB SAMPLE ID				24L0931-19		24L0931-20		24L0931-21		24L0931-22		24L0931-23		24L0931-24	
DATE				12/12/2024 12:00:00 PM		12/12/2024 12:10:00 PM		12/12/2024 12:20:00 PM		12/12/2024 12:30:00 PM		12/12/2024 12:50:00 PM		12/12/2024 1:00:00 PM	
				Results	Qual	Results	Qual	Results	Qual	Results	Qual	Results	Qual	Results	Qual
Total Metals By EPA Method 6010 (mg/kg)															
Aluminum	~	~	~	9,920		8,000		8,000		3,720		7,340		11,600	
Antimony	~	~	~	6.54		65.6		14.9		5.36		2.58	U	6.24	U
Arsenic	13	16	16	**45.2**		**41.2**		**98.3**		**18**		**46.6**		3.75	U
Barium	350	350	820	136		287		180		103		**712**		222	
Beryllium	7.2	14	47	0.056	U	0.075		0.049	U	0.0510	U	0.309		0.631	
Cadmium	2.5	2.5	7.5	0.39		1.85		0.366		0.436		0.510		0.749	U
Calcium	~	~	~	13,700		21,000		7,960		8,130		3,490		17,900	
Chromium	~	~	~	25.1		29.8		33.5		15.1		15.7		24.7	
Chromium, Hexavalent	1	22	19	0.670	U	0.575	U	0.585	U	0.610	U	0.620	U	1.5	U
Cobalt	~	~	~	6.55		6.33		6.12		3.11		9.78		1.90	
Copper	50	270	1,720	**139**		**530**		**396**		**263**		**137**		11.9	
Cyanide, total	27	27	40	0.703		3.8		3.590		2.79		5.94		1.5	U
Iron	~	~	~	32,600		31,500		32,600		40,800		26,300		5,460	
Lead	63	400	450	**217**		**886**		**631**		**242**		**1,410**		13.1	
Magnesium	~	~	~	2,730		2,610		2,680		940		1,140		4,850	
Manganese	1,600	2,000	2,000	340		401		276		312		280		55.5	
Mercury	0.18	0.81	0.73	**1.47**		**4.47**		**1.8**		**0.541**		**0.806**		**0.27**	
Nickel	30	140	130	**328**		**190**		**546**		**207**		**186**		9.9	
Potassium	~	~	~	1,240		998		2,060		644		822		1,130	
Selenium	3.9	36	4	**4.65**		**6.62**		**12.8**		**4.98**		**5.16**		6.24	U
Silver	2	36	8.3	0.563	U	0.483	U	0.491	U	0.512	U	0.521	U	1.26	U
Sodium	~	~	~	179		191		232		180		206		625	
Thallium	~	~	~	2.79	U	2.4	U	2.44	U	2.54	U	2.58	U	6.24	U
Vanadium	~	~	~	27.7		28.5		26.1		21.7		28.1		13.3	
Zinc	109	2,200	2,480	**203**		**797**		**299**		**432**		**482**		24.1	

Table Notes:

--: No guidance value
mg/kg: Milligrams per Kilogram
U: Not detected at the reported detection limit for the sample
J: Estimate Value. The analyte concentration is below the quantitative limit (RL), but above the method detection limit (MDL) or estimated detection limit (EDL)
in / ft bgs inches / feet below ground surface
in / ft bcs inches / feet below cellar slab

Value exceeds its Part 375 Unrestricted Use Soil Cleanup Objectives.

Value exceeds its Part 375 Unrestricted and Residential Use Soil Cleanup Objectives.

Value exceeds its Part 375 Unrestricted and Protection of Groundwater Soil Cleanup Objectives

Value exceeds its Part 375 Unrestricted Use, Residential Use, and Protection of Groundwater Soil Cleanup Objectives.

Table 4 - Total Metals in Soil
55 Eckford Street
Brooklyn, NY

Remedial Investigation Report
BCP Site No. C224168

LOCATION	Part 375 Unrestricted Use SCOs	Part 375 Residential Use SCOs	Part 375 Protection of Groundwater SCOs	GZ-05A (0-2in bgs)		GZ-05B (0-2ft bgs)		GZ-05C (4-6ft bgs)		GZ-05D (8-10ft bgs)		GZ-05E (12-14ft bgs)		GZ-05F(18-20ft bgs)	
LAB SAMPLE ID				24L0797-01		24L0797-02		24L0797-03		24L0797-04		24L0797-05		24L0797-06	
DATE				12/11/2024 12:05:00 PM		12/11/2024 12:50:00 PM		12/11/2024 1:00:00 PM		12/11/2024 12:40:00 PM		12/11/2024 12:30:00 PM		12/11/2024 12:20:00 PM	
				Results	Qual	Results	Qual	Results	Qual	Results	Qual	Results	Qual	Results	Qual
Total Metals By EPA Method 6010 (mg/kg)															
Aluminum	~	~	~	7,900		9,280		9,110		5,330		7,310		2,360	
Antimony	~	~	~	4.29		7.66		2.29	U	14.10		4.02		5.87	U
Arsenic	13	16	16	**16.2**		**26**		**13.5**		**83**		**54.9**		3.52	U
Barium	350	350	820	158		224		106		300		**421**		17.1	
Beryllium	7.2	14	47	0.0500	U	0.0470	U	0.0460	U	0.244		0.737		0.231	
Cadmium	2.5	2.5	7.5	0.800		0.811		0.706		2.160		0.547		0.704	U
Calcium	~	~	~	10,700		6,940		15,600		5,470		5,530		5,930	
Chromium	~	~	~	27.6		41.5		21.6		32.4		28.2		6.2	
Chromium, Hexavalent	1	22	19	0.591	U	0.565	U	0.550	U	0.638	U	0.722	U	1.41	U
Cobalt	~	~	~	5.95		7.93		8.08		8.36		10.70		0.94	U
Copper	50	270	1,720	**113**		**211**		**72.7**		**424**		**89.8**		4.7	U
Cyanide, total	27	27	40	0.647		0.565	U	0.728		4.800		0.722	U	1.41	U
Iron	~	~	~	15,300		26,700		14,200		18,600		14,000		2,190	
Lead	63	400	450	**238**		**442**		**198**		**778**		**802**		4.65	
Magnesium	~	~	~	3,710		2,760		5,100		1,280		469		3,650	
Manganese	1,600	2,000	2,000	294		303		283		257		162		46.1	
Mercury	0.18	0.81	0.73	**1.02**		**0.64**		**0.538**		**3.24**		**4.06**		0.167	
Nickel	30	140	130	**137**		**169**		**61.8**		**359**		**158**		6.4	
Potassium	~	~	~	1,490		1,360		2,950		828		1,050		564	
Selenium	3.9	36	4	2.46	U	**4.82**		2.29	U	**5.32**		**4.90**		5.87	U
Silver	2	36	8.3	0.496	U	0.475	U	0.462	U	0.536	U	0.606	U	1.18	U
Sodium	~	~	~	341		284		218		382		1,520		1,120	
Thallium	~	~	~	2.46	U	2.35	U	2.29	U	2.66	U	3.01	U	5.87	U
Vanadium	~	~	~	24.2		31.0		25.5		20.6		36.1		7.2	
Zinc	109	2,200	2,480	**236**		**212**		**155**		**498**		**424**		5.9	U

Table Notes:

--: No guidance value
mg/kg: Milligrams per Kilogram
U: Not detected at the reported detection limit for the sample
J: Estimate Value. The analyte concentration is below the quantitative limit (RL), but above the method detection limit (MDL) or estimated detection limit (EDL)
in / ft bgs: inches / feet below ground surface
in / ft bcs: inches / feet below cellar slab

Value exceeds its Part 375 Unrestricted Use Soil Cleanup Objectives.

Value exceeds its Part 375 Unrestricted and Residential Use Soil Cleanup Objectives.

Value exceeds its Part 375 Unrestricted and Protection of Groundwater Soil Cleanup Objectives

Value exceeds its Part 375 Unrestricted Use, Residential Use, and Protection of Groundwater Soil Cleanup Objectives.

Table 4 - Total Metals in Soil
55 Eckford Street
Brooklyn, NY

Remedial Investigation Report
BCP Site No. C224168

LOCATION	Part 375 Unrestricted Use SCOs	Part 375 Residential Use SCOs	Part 375 Protection of Groundwater SCOs	GZ-06A (0-2in bgs)		GZ-06B (0-2ft bgs)		GZ-06C (4-6ft bgs)		GZ-06D (8-10ft bgs)		GZ-06E (12-14ft bgs)		GZ-06F (18-20ft bgs)	
LAB SAMPLE ID				24L0646-01		24L0646-02		24L0646-03		24L0646-04		24L0646-05		24L0646-06	
DATE				12/10/2024 9:20:00 AM		12/10/2024 9:30:00 AM		12/10/2024 9:45:00 AM		12/10/2024 10:10:00 AM		12/10/2024 10:30:00 AM		12/10/2024 10:45:00 AM	
				Results	Qual	Results	Qual	Results	Qual	Results	Qual	Results	Qual	Results	Qual
Total Metals By EPA Method 6010 (mg/kg)															
Aluminum	~	~	~	7,860		13,200		7,820		12,500		8,050		5,840	
Antimony	~	~	~	2.43	U	2.36	U	2.99	U	5.15		3.33	U	3.17	U
Arsenic	13	16	16	3.71		5.02		**187**		**91.7**		**119**		**34.1**	
Barium	350	350	820	76.7		298		206		211		207		226	
Beryllium	7.2	14	47	0.0490	U	0.0480	U	0.519	B	0.317	B	0.645	B	0.502	B
Cadmium	2.5	2.5	7.5	0.751		**6.89**		0.605		1.460		0.399	U	0.381	U
Calcium	~	~	~	8,570		13,300		4,980		21,500		9,960		4,710	
Chromium	~	~	~	24.5		36.2		17.2		24.6		59.5		15.0	
Chromium, Hexavalent	1	22	19	0.584	U	0.567	U	0.717	U	0.597	U	0.798	U	0.761	U
Cobalt	~	~	~	7.19		6.9		7.16		8.08		7.16		6.12	
Copper	50	270	1,720	39.8		42		**1,810**		**783**		**1090**		**95.1**	
Cyanide, total	27	27	40	0.584	U	0.567	U	2.33		1.800		12		6.07	
Iron	~	~	~	12,400		18,800		7,180		16,300		15,600		11,400	
Lead	63	400	450	42		**219**		**1,420**		**554**		**402**		**398**	
Magnesium	~	~	~	3,690		3,190		542		2,690		655		403	
Manganese	1,600	2,000	2,000	281		390		103		280		84.2		127	
Mercury	0.18	0.81	0.73	0.0593		**0.549**		**1.63**		**3.04**		**3.14**		**1.27**	
Nickel	30	140	130	**51.4**		16.7		**919**		**1,280**		**831**		20.8	
Potassium	~	~	~	1,430		1,920		1,130		1,460		870		784	
Selenium	3.9	36	4	2.43	U	2.36	U	2.99	U	2.49	U	**4.09**		3.17	U
Silver	2	36	8.3	0.490	U	0.476	U	0.602	U	0.502	U	1.380		0.639	U
Sodium	~	~	~	368		1,010		632		1,060		698		449	
Thallium	~	~	~	2.43	U	2.36	U	2.99	U	2.49	U	3.33	U	3.17	U
Vanadium	~	~	~	23.6		32.2		31.2		32.4		23.2		28.0	
Zinc	109	2,200	2,480	**162**		**184**		**152**		**233**		**227**		**215**	

Table Notes:

--:	No guidance value
mg/kg:	Milligrams per Kilogram
U:	Not detected at the reported detection limit for the sample
J:	Estimate Value. The analyte concentration is below the quantitative limit (RL), but above the method detection limit (MDL) or estimated detection limit (EDL)
in / ft bgs	inches / feet below ground surface
in / ft bcs	inches / feet below cellar slab
	Value exceeds its Part 375 Unrestricted Use Soil Cleanup Objectives.
	Value exceeds its Part 375 Unrestricted and Residential Use Soil Cleanup Objectives.
	Value exceeds its Part 375 Unrestricted and Protection of Groundwater Soil Cleanup Objectives
	Value exceeds its Part 375 Unrestricted Use, Residential Use, and Protection of Groundwater Soil Cleanup Objectives.

Table 4 - Total Metals in Soil
55 Eckford Street
Brooklyn, NY

Remedial Investigation Report
BCP Site No. C224168

LOCATION	Part 375 Unrestricted Use SCOs	Part 375 Residential Use SCOs	Part 375 Protection of Groundwater SCOs	GZ-07A (0-2in bgs)		GZ-07B (0-2ft bgs)		GZ-07C (4-6ft bgs)		GZ-07D (8-10ft bgs)		GZ-07E (12-14ft bgs)		GZ-07F (18-20ft bgs)	
LAB SAMPLE ID				24L0646-07		24L0646-08		24L0646-09		24L0646-10		24L0646-11		24L0646-12	
DATE				12/10/2024 11:30:00 AM		12/10/2024 11:40:00 AM		12/10/2024 11:50:00 AM		12/10/2024 12:00:00 PM		12/10/2024 12:30:00 PM		12/10/2024 12:45:00 PM	
				Results	Qual	Results	Qual	Results	Qual	Results	Qual	Results	Qual	Results	Qual
Total Metals By EPA Method 6010 (mg/kg)															
Aluminum	~	~	~	7,920		7,310		6,060		9,810		5,850		18,900	
Antimony	~	~	~	2.50		11.2		5.580		2.880	U	2.880	U	5.380	U
Arsenic	13	16	16	9.51		**23.2**		7.78		**17.2**		**23.5**		**61.7**	
Barium	350	350	820	129		123		73.7		109		195		115	
Beryllium	7.2	14	47	0.048	U	0.047	U	0.046	U	0.608	B	0.408	B	0.108	U
Cadmium	2.5	2.5	7.5	0.985		0.791		0.519		0.346	U	0.358		0.645	U
Calcium	~	~	~	13,100		18,200		8,040		6,480		15,200		10,300	
Chromium	~	~	~	20.5		22.3		22.9		16.3		13.7		36.8	
Chromium, Hexavalent	1	22	19	0.567	U	0.557	U	0.549	U	0.692	U	0.692	U	1.29	U
Cobalt	~	~	~	5.92		7.28		5.86		8.86		6.86		9.54	
Copper	50	270	1,720	**66.2**		**192**		**80.1**		**124**		**109**		**62.2**	
Cyanide, total	27	27	40	3.98		0.557	U	1.080		1.71		4.410		1.29	U
Iron	~	~	~	12,800		17,300		17,300		15,900		11,100		40,000	
Lead	63	400	450	**169**		**369**		**116**	B	**199**	B	**366**	B	**198**	B
Magnesium	~	~	~	3,800		3,950		1,930		466		938		5,950	
Manganese	1,600	2,000	2,000	276		319		376		217		172		280	
Mercury	0.18	0.81	0.73	**1.28**		**3.76**		**0.408**		**1.14**		**0.218**		**0.25**	
Nickel	30	140	130	**71.3**		**258**		**61.1**		26.9		**43.2**		24.1	
Potassium	~	~	~	1,520		1,250		993		665		730		2,700	
Selenium	3.9	36	4	2.36	U	2.32	U	2.29	U	2.88	U	**12.2**		5.38	U
Silver	2	36	8.3	0.476	U	0.468	U	0.461	U	0.581	U	0.581	U	1.08	U
Sodium	~	~	~	163		220		112		331		452		892	
Thallium	~	~	~	2.36	U	2.32	U	2.29	U	2.88	U	2.88	U	5.38	U
Vanadium	~	~	~	20.7		22.9		24.1		41.5		23.4		46.5	
Zinc	109	2,200	2,480	**273**		**185**		87.6		**296**		**511**		**347**	

Table Notes:

--: No guidance value
mg/kg: Milligrams per Kilogram
U: Not detected at the reported detection limit for the sample
J: Estimate Value. The analyte concentration is below the quantitative limit (RL), but above the method detection limit (MDL) or estimated detection limit (EDL)
in / ft bgs inches / feet below ground surface
in / ft bcs inches / feet below cellar slab

Value exceeds its Part 375 Unrestricted Use Soil Cleanup Objectives.

Value exceeds its Part 375 Unrestricted and Residential Use Soil Cleanup Objectives.

Value exceeds its Part 375 Unrestricted and Protection of Groundwater Soil Cleanup Objectives

Value exceeds its Part 375 Unrestricted Use, Residential Use, and Protection of Groundwater Soil Cleanup Objectives.

Table 4 - Total Metals in Soil
55 Eckford Street
Brooklyn, NY

Remedial Investigation Report
BCP Site No. C224168

LOCATION	Part 375 Unrestricted Use SCOs	Part 375 Residential Use SCOs	Part 375 Protection of Groundwater SCOs	GZ-08A(0-2 ft bcs)		GZ-08B (4-6ft bcs)		GZ-08C(8-10 ft bcs)		GZ-09A (0-2 ft bcs)		GZ-09B(4-6ft bcs)		GZ-09C (8-10 ft bcs)	
LAB SAMPLE ID				24L0797-07		24L0797-08		24L0797-09		24L0797-10		24L0797-11		24L0797-12	
DATE				12/11/2024 9:50:00 AM		12/11/2024 10:00:00 AM		12/11/2024 10:10:00 AM		12/11/2024 8:45:00 AM		12/11/2024 9:15:00 AM		12/11/2024 9:30:00 AM	
				Results	Qual	Results	Qual	Results	Qual	Results	Qual	Results	Qual	Results	Qual
Total Metals By EPA Method 6010 (mg/kg)															
Aluminum	~	~	~	10,100		11,600		8,700		11,200		9,930		7,980	
Antimony	~	~	~	4.520		2.650	U	9.800		3.18		14.8		37.500	
Arsenic	13	16	16	**20**		6.67		**41.9**		**18.1**		**51.1**		**65.6**	
Barium	350	350	820	148		123		154		285		243		297	
Beryllium	7.2	14	47	0.052	U	0.0530	U	0.0530	U	0.053	U	0.052	U	0.517	
Cadmium	2.5	2.5	7.5	1.08		0.318	U	0.315	U	0.875		0.913		1.120	
Calcium	~	~	~	33,200		12,200		10,800		8,570		8,760		10,100	
Chromium	~	~	~	39.0		25.7		24.7		29.5		31.2		39.8	
Chromium, Hexavalent	1	22	19	0.62	U	0.636	U	0.629	U	0.633	U	0.617	U	0.646	U
Cobalt	~	~	~	7.87		9.91		7.91		8.53		8.23		8.23	
Copper	50	270	1,720	**143**		**70.1**		**240**		**89.1**		**287**		**526**	
Cyanide, total	27	27	40	0.963		0.667		1.790		0.633	U	9.710		14.700	
Iron	~	~	~	27,100		17,300		15,400		22,300		18,600		20,900	
Lead	63	400	450	**293**		**126**		**368**		**339**		**665**		**1,090**	
Magnesium	~	~	~	3,800		5,420		4,050		3,770		3,610		2,480	
Manganese	1,600	2,000	2,000	714		370		299		425		324		313	
Mercury	0.18	0.81	0.73	**0.835**		**0.962**		**1**		**0.678**		**1.88**		**3.5**	
Nickel	30	140	130	**92.4**		**43.4**		**242**		**68.5**		**289**		**599**	
Potassium	~	~	~	2,270		3,720		2,330		2,560		2,280		1,590	
Selenium	3.9	36	4	3.45		2.65	U	3.38		3.01		**4.22**		**4.95**	
Silver	2	36	8.3	0.521	U	0.534	U	0.528	U	0.532	U	0.518	U	0.543	U
Sodium	~	~	~	238		166		190		148		239		349	
Thallium	~	~	~	2.58	U	2.65	U	2.62	U	2.64	U	2.57	U	2.69	U
Vanadium	~	~	~	33.1		27.4		23.4		33.3		31.9		26.6	
Zinc	109	2,200	2,480	**261**		**141**		**170**		**407**		**264**		**499**	

Table Notes:

--: No guidance value
mg/kg: Milligrams per Kilogram
U: Not detected at the reported detection limit for the sample
J: Estimate Value. The analyte concentration is below the quantitative limit (RL), but above the method detection limit (MDL) or estimated detection limit (EDL)
in / ft bgs inches / feet below ground surface
in / ft bcs inches / feet below cellar slab

Value exceeds its Part 375 Unrestricted Use Soil Cleanup Objectives.

Value exceeds its Part 375 Unrestricted and Residential Use Soil Cleanup Objectives.

Value exceeds its Part 375 Unrestricted and Protection of Groundwater Soil Cleanup Objectives

Value exceeds its Part 375 Unrestricted Use, Residential Use, and Protection of Groundwater Soil Cleanup Objectives.

Table 4 - Total Metals in Soil
55 Eckford Street
Brooklyn, NY

Remedial Investigation Report
BCP Site No. C224168

LOCATION	Part 375 Unrestricted Use SCOs	Part 375 Residential Use SCOs	Part 375 Protection of Groundwater SCOs	GZ-10A (0-2 ft bcs)		GZ-10B (4-6ft bcs)		GZ-10C (8-10 ft bcs)		GZ-FD-01		GZ-FD-02		GZ-FD-03	
LAB SAMPLE ID				24L0797-13		24L0797-14		24L0797-15		24L0646-13		24L0797-16		24L0931-25	
DATE				12/11/2024 11:10:00 AM		12/11/2024 11:20:00 AM		12/11/2024 11:30:00 AM		12/10/2024 11:40:00 AM		12/11/2024 3:00:00 PM		12/12/2024 3:00:00 PM	
				Results	Qual	Results	Qual	Results	Qual	Results	Qual	Results	Qual	Results	Qual
Total Metals By EPA Method 6010 (mg/kg)															
Aluminum	~	~	~	9,420		11,600		9,490		6,110		8,790		2,680	
Antimony	~	~	~	34.100		22.100		6.2		2.840	U	15.200		2.86	U
Arsenic	13	16	16	**145**		**168**		**39.4**		11.4		**87**		**64.6**	
Barium	350	350	820	**430**		**672**		**725**		171		**389**		**809**	
Beryllium	7.2	14	47	0.382		0.708		0.854		0.565	B	0.556		0.066	
Cadmium	2.5	2.5	7.5	1.400		0.928		**16.5**		0.341	U	0.697		0.474	
Calcium	~	~	~	20,100		14,900		27,700		4,200		13,200		2,780	
Chromium	~	~	~	54.6		96.2		34.2		12.7		58.2		9.8	
Chromium, Hexavalent	1	22	19	0.724	U	0.846	U	0.883	U	0.681	U	0.8	U	0.688	U
Cobalt	~	~	~	9.44		11.3		9.92		6.74		9.83		5.7	
Copper	50	270	1,720	**698**		**394**		**311**		**63.6**		**340**		**431**	
Cyanide, total	27	27	40	4.880		1.860		1.82		1.56		7.340		2.49	
Iron	~	~	~	21,300		29,100		25,200		9,600		17,400		20,600	
Lead	63	400	450	**1,360**		**1,080**		**666**		**379**	**B**	**707**		**211**	
Magnesium	~	~	~	2,150		2,450		996		595		1,630		611	
Manganese	1,600	2,000	2,000	364		665		339		292		298		126	
Mercury	0.18	0.81	0.73	**5.02**		**3.49**		**0.776**		**0.811**		**0.576**		**0.325**	
Nickel	30	140	130	**826**		**586**		**105**		25.8		**379**		**176**	
Potassium	~	~	~	1,490		1,670		1,300		820		1,120		399	
Selenium	3.9	36	4	**7.43**		**9.87**		**10.5**		2.84	U	**6.09**		**7.59**	
Silver	2	36	8.3	0.608	U	0.711	U	0.742	U	0.572	U	0.672	U	0.578	U
Sodium	~	~	~	447		542		744		503		496		108	
Thallium	~	~	~	3.02	U	3.52	U	3.68	U	2.84	U	3.33	U	2.86	U
Vanadium	~	~	~	35.2		56.8		44.8		24.1		43.9		18.1	
Zinc	109	2,200	2,480	**555**		**506**		**2,560**		**116**		**380**		**570**	

Table Notes:

--: No guidance value
mg/kg: Milligrams per Kilogram
U: Not detected at the reported detection limit for the sample
J: Estimate Value. The analyte concentration is below the quantitative limit (RL), but above the method detection limit (MDL) or estimated detection limit (EDL)
in / ft bgs: inches / feet below ground surface
in / ft bcs: inches / feet below cellar slab

Value exceeds its Part 375 Unrestricted Use Soil Cleanup Objectives.

Value exceeds its Part 375 Unrestricted and Residential Use Soil Cleanup Objectives.

Value exceeds its Part 375 Unrestricted and Protection of Groundwater Soil Cleanup Objectives

Value exceeds its Part 375 Unrestricted Use, Residential Use, and Protection of Groundwater Soil Cleanup Objectives.

Table 5 - Pesticides, Polychlorinated Biphenyls, and Herbicides in Soil
55 Eckford Street, Brooklyn, NY

Remedial Investigation Report
BCP Site No. C224168

LOCATION	Part 375 Unrestricted Use SCOs	Part 375 Residential Use SCOs	Part 375 Protection of Groundwater SCOs	GZ-01B (0-2ft bgs)		GZ-01D (8-10ft bgs)		GZ-02B (0-2ft bgs)		GZ-02D (8-10ft bgs)	
LAB SAMPLE ID				24L0931-02		24L0931-04		24L0931-08		24L0931-10	
DATE				12/12/2024 8:20:00 AM		12/12/2024 8:40:00 AM		12/12/2024 9:10:00 AM		12/12/2024 9:30:00 AM	
SAMPLE DEPTH (ft.)				Soil		Soil		Soil		Soil	
				Result	Q	Result	Q	Result	Q	Result	Q
Organochlorine Pesticides by EPA Method 8081 (mg/kg)											
4,4'-DDD	0.0033	2.6	14	0.00181	U	0.00183	U	0.00205	U	0.00182	U
4,4'-DDE	0.0033	1.8	17	0.00181	U	0.00183	U	0.00205	U	0.00182	U
4,4'-DDT	0.0033	1.7	136	NT		NT		0.00205	U	0.00182	U
Aldrin	0.005	0.019	0.19	0.00181	U	0.00183	U	0.00205	U	0.00182	U
alpha-BHC	0.02	0.097	0.02	0.00181	U	0.00183	U	0.00205	U	0.00182	U
alpha-Chlordane	0.094	0.91	2.9	0.00181	U	0.00183	U	0.00205	U	0.00182	U
beta-BHC	0.036	0.072	0.09	0.00181	U	0.00183	U	0.00205	U	0.00182	U
Chlordane, total	~	~	~	0.0363	U	0.0367	U	0.0410	U	0.0364	U
delta-BHC	0.04	100	0.25	0.00181	U	0.00183	U	0.00205	U	0.00182	U
Dieldrin	0.005	0.039	0.1	0.00263	D	0.00183	U	0.00205	U	0.00182	U
Endosulfan I	2.4	4.8	102	0.00181	U	0.00183	U	0.00205	U	0.00182	U
Endosulfan II	2.4	4.8	102	0.00181	U	0.00183	U	0.00205	U	0.00182	U
Endosulfan sulfate	2.4	4.8	1,000	0.00181	U	0.00183	U	0.00205	U	0.00182	U
Endrin	0.014	2.2	0.06	0.00181	U	0.00183	U	0.00205	U	0.00182	U
Endrin aldehyde	~	~	~	0.00181	U	0.00183	U	0.00205	U	0.00182	U
Endrin ketone	~	~	~	0.00181	U	0.00506	D	0.00205	U	0.00182	U
gamma-BHC (Lindane)	0.1	0.28	0.1	0.00181	U	0.00183	U	0.00205	U	0.00182	U
gamma-Chlordane	~	~	~	0.00181	U	0.00183	U	0.00205	U	0.00182	U
Heptachlor	0.042	0.42	0.38	0.00181	U	0.00183	U	0.00205	U	0.00182	U
Heptachlor epoxide	~	~	~	0.00181	U	0.00183	U	0.00205	U	0.00182	U
Methoxychlor	~	~	~	0.00181	U	0.00183	U	0.00205	U	0.00182	U
Toxaphene	~	~	~	0.181	U	0.183	U	0.205	U	0.182	U
Polychlorinated Biphenyls by EPA Method 8082A (mg/kg)											
Aroclor 1016	~	~	~	0.0183	U	0.0185	U	0.0207	U	0.0184	U
Aroclor 1221	~	~	~	0.0183	U	0.0185	U	0.0207	U	0.0184	U
Aroclor 1232	~	~	~	0.0183	U	0.0185	U	0.0207	U	0.0184	U
Aroclor 1242	~	~	~	0.0183	U	0.0185	U	0.0207	U	0.0184	U
Aroclor 1248	~	~	~	0.0183	U	0.0185	U	0.0207	U	0.0184	U
Aroclor 1254	~	~	~	0.0183	U	NT		0.0207	U	0.0184	U
Aroclor 1260	~	~	~	0.0183	U	NT		0.0207	U	0.0184	U
Aroclor 1262	~	~	~	0.0183	U	0.0185	U	0.0207	U	0.0184	U
Aroclor 1268	~	~	~	0.0183	U	0.0185	U	0.0207	U	0.0184	U
Total PCBs	1	0.1	3.2	0.0183	U	NT		0.0207	U	0.0184	U
Chlorinated Herbicides by EPA Method 8151 (mg/kg)											
2,4,5-T	~	~	~	0.0216	U	0.0219	U	0.0254	U	0.0227	U
2,4,5-TP (Silvex)	58	3.8	3.8	0.0216	U	0.0219	U	0.0254	U	0.0227	U
2,4-D	~	~	~	0.0216	U	0.0219	U	0.0254	U	0.0227	U

TABLE NOTES:

--: No guidance value.
mg/kg: Milligrams per Kilogram.
U: Not detected at the reported detection limit for the sample.

D: Concentration of analyte was quantified from diluted analysis. Flag only applies to field samples that have detectable concentrations of the analyte.

NT: Indicates the analyte was not a target for this sample.
in / ft bgs inches / feet below ground surface.
in / ft bcs inches / feet below cellar slab.

Value exceeds its Part 375 Unrestricted Use Soil Cleanup Objectives (UUSCOs).

Table 5 - Pesticides, Polychlorinated Biphenyls, and Herbicides in Soil
55 Eckford Street, Brooklyn, NY

Remedial Investigation Report
BCP Site No. C224168

LOCATION	Part 375 Unrestricted Use SCOs	Part 375 Residential Use SCOs	Part 375 Protection of Groundwater SCOs	GZ-03B (0-2ft bgs)		GZ-03D (8-10ft bgs)		GZ-04B (0-2ft bgs)		GZ-04D (8-10ft bgs)	
LAB SAMPLE ID				24L0931-14		24L0931-16		24L0931-20		24L0931-22	
DATE				12/12/2024 10:40:00 AM		12/12/2024 11:00:00 AM		12/12/2024 12:10:00 PM		12/12/2024 12:30:00 PM	
SAMPLE DEPTH (ft.)				Soil		Soil		Soil		Soil	
				Result	Q	Result	Q	Result	Q	Result	Q
Organochlorine Pesticides by EPA Method 8081 (mg/kg)											
4,4'-DDD	0.0033	2.6	14	0.00186	U	0.00187	U	0.00189	U	0.00201	U
4,4'-DDE	0.0033	1.8	17	0.00186	U	0.00187	U	0.00189	U	0.00201	U
4,4'-DDT	0.0033	1.7	136	0.00186	U	0.00187	U	NT		0.00203	D
Aldrin	0.005	0.019	0.19	0.00186	U	0.00187	U	0.00189	U	0.00201	U
alpha-BHC	0.02	0.097	0.02	0.00186	U	0.00187	U	0.00189	U	0.00201	U
alpha-Chlordane	0.094	0.91	2.9	0.00186	U	0.00187	U	0.00189	U	0.00201	U
beta-BHC	0.036	0.072	0.09	0.00186	U	0.00187	U	0.00189	U	0.00201	U
Chlordane, total	~	~	~	0.0372	U	0.0374	U	0.0378	U	0.0401	U
delta-BHC	0.04	100	0.25	0.00186	U	0.00187	U	0.00189	U	0.00201	U
Dieldrin	0.005	0.039	0.1	0.00186	U	0.00187	U	0.00189	U	0.00201	U
Endosulfan I	2.4	4.8	102	0.00186	U	0.00187	U	0.00189	U	0.00201	U
Endosulfan II	2.4	4.8	102	0.00186	U	0.00187	U	0.00189	U	0.00201	U
Endosulfan sulfate	2.4	4.8	1,000	0.00186	U	0.00187	U	0.00189	U	0.00201	U
Endrin	0.014	2.2	0.06	0.00186	U	0.00187	U	0.00189	U	0.00201	U
Endrin aldehyde	~	~	~	0.00186	U	0.00187	U	0.00189	U	0.00201	U
Endrin ketone	~	~	~	0.00186	U	0.00187	U	0.00189	U	0.00201	U
gamma-BHC (Lindane)	0.1	0.28	0.1	0.00186	U	0.00187	U	0.00189	U	0.00201	U
gamma-Chlordane	~	~	~	0.00186	U	0.00187	U	0.00189	U	0.00201	U
Heptachlor	0.042	0.42	0.38	0.00186	U	0.00187	U	0.00189	U	0.00201	U
Heptachlor epoxide	~	~	~	0.00186	U	0.00187	U	0.00189	U	0.00201	U
Methoxychlor	~	~	~	0.00186	U	0.00187	U	0.00189	U	0.00201	U
Toxaphene	~	~	~	0.186	U	0.187	U	0.189	U	0.201	U
Polychlorinated Biphenyls by EPA Method 8082A (mg/kg)											
Aroclor 1016	~	~	~	0.0188	U	0.0189	U	0.0191	U	0.0202	U
Aroclor 1221	~	~	~	0.0188	U	0.0189	U	0.0191	U	0.0202	U
Aroclor 1232	~	~	~	0.0188	U	0.0189	U	0.0191	U	0.0202	U
Aroclor 1242	~	~	~	0.0188	U	0.0189	U	0.0191	U	0.0202	U
Aroclor 1248	~	~	~	0.0188	U	0.0189	U	0.0191	U	0.0202	U
Aroclor 1254	~	~	~	0.0188	U	0.0189	U	0.0191	U	0.0202	U
Aroclor 1260	~	~	~	0.0188	U	0.0189	U	0.0191	U	0.0202	U
Aroclor 1262	~	~	~	0.0188	U	0.0189	U	0.0191	U	0.0202	U
Aroclor 1268	~	~	~	0.0188	U	0.0189	U	0.0191	U	0.0202	U
Total PCBs	1	0.1	3.2	0.0188	U	0.0189	U	0.0191	U	0.0202	U
Chlorinated Herbicides by EPA Method 8151 (mg/kg)											
2,4,5-T	~	~	~	0.0225	U	0.0230	U	0.0229	U	0.0242	U
2,4,5-TP (Silvex)	58	3.8	3.8	0.0225	U	0.0230	U	0.0229	U	0.0242	U
2,4-D	~	~	~	0.0225	U	0.0230	U	0.0229	U	0.0242	U

TABLE NOTES:

--: No guidance value.
mg/kg: Milligrams per Kilogram.
U: Not detected at the reported detection limit for the sample.

D: Concentration of analyte was quantified from diluted analysis. Flag only applies to field samples that have detectable concentrations of the analyte.

NT: Indicates the analyte was not a target for this sample.
in / ft bgs inches / feet below ground surface.
in / ft bcs inches / feet below cellar slab.

Value exceeds its Part 375 Unrestricted Use Soil Cleanup Objectives (UUSCOs).

Table 5 - Pesticides, Polychlorinated Biphenyls, and Herbicides in Soil
55 Eckford Street, Brooklyn, NY

Remedial Investigation Report
BCP Site No. C224168

LOCATION	Part 375 Unrestricted Use SCOs	Part 375 Residential Use SCOs	Part 375 Protection of Groundwater SCOs	GZ-05B (0-2ft bgs)		GZ-05D (8-10ft bgs)		GZ-06B (0-2ft bgs)		GZ-06D (8-10ft bgs)	
LAB SAMPLE ID				24L0797-02		24L0797-04		24L0646-02		24L0646-04	
DATE				12/11/2024 12:50:00 PM		12/11/2024 12:40:00 PM		12/10/2024 9:30:00 AM		12/10/2024 10:10:00 AM	
SAMPLE DEPTH (ft.)				Soil		Soil		Soil		Soil	
				Result	Q	Result	Q	Result	Q	Result	Q
Organochlorine Pesticides by EPA Method 8081 (mg/kg)											
4,4'-DDD	0.0033	2.6	14	0.00186	U	0.00209	U	0.00183	U	0.00193	U
4,4'-DDE	0.0033	1.8	17	0.00186	U	0.00209	U	0.00183	U	0.00193	U
4,4'-DDT	0.0033	1.7	136	0.00186	U	0.00209	U	0.00205	D	0.00193	U
Aldrin	0.005	0.019	0.19	0.00186	U	0.00209	U	0.00183	U	0.00193	U
alpha-BHC	0.02	0.097	0.02	0.00186	U	0.00209	U	0.00183	U	0.00193	U
alpha-Chlordane	0.094	0.91	2.9	0.00186	U	0.00209	U	0.00317	D	0.00213	D
beta-BHC	0.036	0.072	0.09	0.00186	U	0.00209	U	0.00183	U	0.00193	U
Chlordane, total	~	~	~	0.0372	U	0.0417	U	0.0367	U	0.0386	U
delta-BHC	0.04	100	0.25	0.00186	U	0.00209	U	0.00183	U	0.00193	U
Dieldrin	0.005	0.039	0.1	0.00186	U	0.00209	U	**0.00774**	D	0.00203	D
Endosulfan I	2.4	4.8	102	0.00186	U	0.00209	U	0.00183	U	0.00193	U
Endosulfan II	2.4	4.8	102	0.00186	U	0.00209	U	0.00183	U	0.00193	U
Endosulfan sulfate	2.4	4.8	1,000	0.00186	U	0.00209	U	0.00183	U	0.00193	U
Endrin	0.014	2.2	0.06	0.00186	U	0.00209	U	0.00183	U	0.00193	U
Endrin aldehyde	~	~	~	0.00186	U	0.00209	U	0.00183	U	0.00193	U
Endrin ketone	~	~	~	0.00186	U	0.00209	U	0.00183	U	0.00193	U
gamma-BHC (Lindane)	0.1	0.28	0.1	0.00186	U	0.00209	U	0.00183	U	0.00193	U
gamma-Chlordane	~	~	~	0.00186	U	0.00209	U	0.00389	D	0.00317	D
Heptachlor	0.042	0.42	0.38	0.00186	U	0.00209	U	0.00183	U	0.00193	U
Heptachlor epoxide	~	~	~	0.00186	U	0.00209	U	0.00183	U	0.00193	U
Methoxychlor	~	~	~	0.00186	U	0.00209	U	0.00183	U	0.00193	U
Toxaphene	~	~	~	0.186	U	0.209	U	0.183	U	0.193	U
Polychlorinated Biphenyls by EPA Method 8082A (mg/kg)											
Aroclor 1016	~	~	~	0.0188	U	0.0211	U	0.0185	U	0.0195	U
Aroclor 1221	~	~	~	0.0188	U	0.0211	U	0.0185	U	0.0195	U
Aroclor 1232	~	~	~	0.0188	U	0.0211	U	0.0185	U	0.0195	U
Aroclor 1242	~	~	~	0.0188	U	0.0211	U	0.0185	U	0.0195	U
Aroclor 1248	~	~	~	0.0188	U	0.0211	U	0.0185	U	0.0195	U
Aroclor 1254	~	~	~	0.0188	U	0.0211	U	0.0185	U	0.0195	U
Aroclor 1260	~	~	~	0.0188	U	0.0211	U	0.0185	U	0.0195	U
Aroclor 1262	~	~	~	0.0188	U	0.0211	U	0.0185	U	0.0195	U
Aroclor 1268	~	~	~	0.0188	U	0.0211	U	0.0185	U	0.0195	U
Total PCBs	1	0.1	3.2	0.0188	U	0.0211	U	0.0185	U	0.0195	U
Chlorinated Herbicides by EPA Method 8151 (mg/kg)											
2,4,5-T	~	~	~	0.0224	U	0.0252	U	0.0225	U	0.0237	U
2,4,5-TP (Silvex)	58	3.8	3.8	0.0224	U	0.0252	U	0.0225	U	0.0237	U
2,4-D	~	~	~	0.0224	U	0.0252	U	0.0225	U	0.0237	U

TABLE NOTES:

--: No guidance value.
mg/kg: Milligrams per Kilogram.
U: Not detected at the reported detection limit for the sample.
D: Concentration of analyte was quantified from diluted analysis. Flag only applies to field samples that have detectable concentrations of the analyte.
NT: Indicates the analyte was not a target for this sample.
in / ft bgs inches / feet below ground surface.
in / ft bcs inches / feet below cellar slab.
Value exceeds its Part 375 Unrestricted Use Soil Cleanup Objectives (UUSCOs).

Table 5 - Pesticides, Polychlorinated Biphenyls, and Herbicides in Soil
55 Eckford Street, Brooklyn, NY

Remedial Investigation Report
BCP Site No. C224168

LOCATION	Part 375 Unrestricted Use SCOs	Part 375 Residential Use SCOs	Part 375 Protection of Groundwater SCOs	GZ-07B (0-2ft bgs)		GZ-07D (8-10ft bgs)		GZ-08A (0-2 ft bcs)		GZ-09A (0-2 ft bcs)	
LAB SAMPLE ID				24L0646-08		24L0646-10		24L0797-07		24L0797-10	
DATE				12/10/2024 11:40:00 AM		12/10/2024 12:00:00 PM		12/11/2024 9:50:00 AM		12/11/2024 8:45:00 AM	
SAMPLE DEPTH (ft.)				Soil		Soil		Soil		Soil	
				Result	Q	Result	Q	Result	Q	Result	Q
Organochlorine Pesticides by EPA Method 8081 (mg/kg)											
4,4'-DDD	0.0033	2.6	14	0.00181	U	0.00225	U	0.00201	U	0.00208	U
4,4'-DDE	0.0033	1.8	17	0.00181	U	0.00225	U	0.00201	U	0.00208	U
4,4'-DDT	0.0033	1.7	136	0.00181	U	0.00225	U	0.00201	U	0.00208	U
Aldrin	0.005	0.019	0.19	0.00181	U	0.00225	U	0.00201	U	0.00208	U
alpha-BHC	0.02	0.097	0.02	0.00181	U	0.00225	U	0.00201	U	0.00208	U
alpha-Chlordane	0.094	0.91	2.9	0.00409	D	0.00225	U	0.00201	U	0.00208	U
beta-BHC	0.036	0.072	0.09	0.00181	U	0.00225	U	0.00201	U	0.00208	U
Chlordane, total	~	~	~	0.0401	D	0.0451	U	0.0401	U	0.0417	U
delta-BHC	0.04	100	0.25	0.00181	U	0.00225	U	0.00201	U	0.00208	U
Dieldrin	0.005	0.039	0.1	0.00181	U	0.00225	U	0.00201	U	0.00208	U
Endosulfan I	2.4	4.8	102	0.00181	U	0.00225	U	0.00201	U	0.00208	U
Endosulfan II	2.4	4.8	102	0.00181	U	0.00225	U	0.00201	U	0.00208	U
Endosulfan sulfate	2.4	4.8	1,000	0.00181	U	0.00225	U	0.00201	U	0.00208	U
Endrin	0.014	2.2	0.06	0.00181	U	0.00225	U	0.00201	U	0.00208	U
Endrin aldehyde	~	~	~	0.00181	U	0.00225	U	0.00201	U	0.00208	U
Endrin ketone	~	~	~	0.00181	U	0.00225	U	0.00201	U	0.00208	U
gamma-BHC (Lindane)	0.1	0.28	0.1	0.00181	U	0.00225	U	0.00201	U	0.00208	U
gamma-Chlordane	~	~	~	0.00475	D	0.00225	U	0.00201	U	0.00208	U
Heptachlor	0.042	0.42	0.38	0.00181	U	0.00225	U	0.00201	U	0.00208	U
Heptachlor epoxide	~	~	~	0.00181	U	0.00225	U	0.00201	U	0.00208	U
Methoxychlor	~	~	~	0.00181	U	0.00225	U	0.00201	U	0.00208	U
Toxaphene	~	~	~	0.181	U	0.225	U	0.201	U	0.208	U
Polychlorinated Biphenyls by EPA Method 8082A (mg/kg)											
Aroclor 1016	~	~	~	0.0183	U	0.0227	U	0.0203	U	0.0210	U
Aroclor 1221	~	~	~	0.0183	U	0.0227	U	0.0203	U	0.0210	U
Aroclor 1232	~	~	~	0.0183	U	0.0227	U	0.0203	U	0.0210	U
Aroclor 1242	~	~	~	0.0183	U	0.0227	U	0.0203	U	0.0210	U
Aroclor 1248	~	~	~	0.0183	U	0.0227	U	0.0203	U	0.0210	U
Aroclor 1254	~	~	~	0.0183	U	0.0227	U	0.0203	U	0.0210	U
Aroclor 1260	~	~	~	0.0183	U	0.0227	U	0.0203	U	0.0210	U
Aroclor 1262	~	~	~	0.0183	U	0.0227	U	0.0203	U	0.0210	U
Aroclor 1268	~	~	~	0.0183	U	0.0227	U	0.0203	U	0.0210	U
Total PCBs	1	0.1	3.2	0.0183	U	0.0227	U	0.0203	U	0.0210	U
Chlorinated Herbicides by EPA Method 8151 (mg/kg)											
2,4,5-T	~	~	~	0.0221	U	0.0275	U	0.0245	U	0.0250	U
2,4,5-TP (Silvex)	58	3.8	3.8	0.0221	U	0.0275	U	0.0245	U	0.0250	U
2,4-D	~	~	~	0.0221	U	0.0275	U	0.0245	U	0.0250	U

TABLE NOTES:

--: No guidance value.
mg/kg: Milligrams per Kilogram.
U: Not detected at the reported detection limit for the sample.
D: Concentration of analyte was quantified from diluted analysis. Flag only applies to field samples that have detectable concentrations of the analyte.
NT: Indicates the analyte was not a target for this sample.
in / ft bgs inches / feet below ground surface.
in / ft bcs inches / feet below cellar slab.
Value exceeds its Part 375 Unrestricted Use Soil Cleanup Objectives (UUSCOs).

Table 5 - Pesticides, Polychlorinated Biphenyls, and Herbicides in Soil
55 Eckford Street, Brooklyn, NY

Remedial Investigation Report
BCP Site No. C224168

LOCATION	Part 375 Unrestricted Use SCOs	Part 375 Residential Use SCOs	Part 375 Protection of Groundwater SCOs	GZ-10A (0-2 ft bcs)		GZ-FD-01	
LAB SAMPLE ID				24L0797-13		24L0646-13	
DATE				12/11/2024 11:10:00 AM		12/10/2024 11:40:00 AM	
SAMPLE DEPTH (ft.)				Soil		Soil	
				Result	Q	Result	Q
Organochlorine Pesticides by EPA Method 8081 (mg/kg)							
4,4'-DDD	0.0033	2.6	14	0.00238	U	0.00222	U
4,4'-DDE	0.0033	1.8	17	0.00238	U	0.00222	U
4,4'-DDT	0.0033	1.7	136	0.00238	U	0.00222	U
Aldrin	0.005	0.019	0.19	0.00238	U	0.00222	U
alpha-BHC	0.02	0.097	0.02	0.00238	U	0.00222	U
alpha-Chlordane	0.094	0.91	2.9	0.00238	U	0.00222	U
beta-BHC	0.036	0.072	0.09	0.00238	U	0.00222	U
Chlordane, total	~	~	~	0.0476	U	0.0444	U
delta-BHC	0.04	100	0.25	0.00238	U	0.00222	U
Dieldrin	0.005	0.039	0.1	0.00238	U	0.00222	U
Endosulfan I	2.4	4.8	102	0.00238	U	0.00222	U
Endosulfan II	2.4	4.8	102	0.00238	U	0.00222	U
Endosulfan sulfate	2.4	4.8	1,000	0.00238	U	0.00222	U
Endrin	0.014	2.2	0.06	0.00238	U	0.00222	U
Endrin aldehyde	~	~	~	0.00238	U	0.00222	U
Endrin ketone	~	~	~	0.00238	U	0.00222	U
gamma-BHC (Lindane)	0.1	0.28	0.1	0.00238	U	0.00222	U
gamma-Chlordane	~	~	~	0.00238	U	0.00222	U
Heptachlor	0.042	0.42	0.38	0.00238	U	0.00222	U
Heptachlor epoxide	~	~	~	0.00238	U	0.00222	U
Methoxychlor	~	~	~	0.00238	U	0.00222	U
Toxaphene	~	~	~	0.238	U	0.222	U
Polychlorinated Biphenyls by EPA Method 8082A (mg/kg)							
Aroclor 1016	~	~	~	0.0241	U	0.0224	U
Aroclor 1221	~	~	~	0.0241	U	0.0224	U
Aroclor 1232	~	~	~	0.0241	U	0.0224	U
Aroclor 1242	~	~	~	0.0241	U	0.0224	U
Aroclor 1248	~	~	~	0.0241	U	0.0224	U
Aroclor 1254	~	~	~	0.0241	U	0.0224	U
Aroclor 1260	~	~	~	0.0241	U	0.0224	U
Aroclor 1262	~	~	~	0.0241	U	0.0224	U
Aroclor 1268	~	~	~	0.0241	U	0.0224	U
Total PCBs	1	0.1	3.2	0.0241	U	0.0224	U
Chlorinated Herbicides by EPA Method 8151 (mg/kg)							
2,4,5-T	~	~	~	0.0286	U	0.0271	U
2,4,5-TP (Silvex)	58	3.8	3.8	0.0286	U	0.0271	U
2,4-D	~	~	~	0.0286	U	0.0271	U

TABLE NOTES:

--: No guidance value.
mg/kg: Milligrams per Kilogram.
U: Not detected at the reported detection limit for the sample.

D: Concentration of analyte was quantified from diluted analysis. Flag only applies to field samples that have detectable concentrations of the analyte.

NT: Indicates the analyte was not a target for this sample.
in / ft bgs inches / feet below ground surface.
in / ft bcs inches / feet below cellar slab.

Value exceeds its Part 375 Unrestricted Use Soil Cleanup Objectives (UUSCOs).

Table 6 - Per- and PolyFloroalkyl Substances in Soil
55 Eckford Street, Brooklyn, NY

Remedial Investigation Report
BCP Site No. C224168

LOCATION	NYSDEC PFOA/PFOS guidance values - Unrestricted	NYSDEC PFOA/PFOS guidance values - Restricted Residential	NYSDEC PFOA/PFOS guidance values - Protection of Groundwater	GZ-01B (0-2ft bgs)		GZ-01C (4-6ft bgs)		GZ-01D (8-10ft bgs)		GZ-02B (0-2ft bgs)		GZ-02C (4-6ft bgs)		GZ-02D (8-10ft bgs)	
LAB SAMPLE ID				24L0931-02		24L0931-03		24L0931-04		24L0931-08		24L0931-09		24L0931-10	
DATE				12/12/2024 8:20:00 AM		12/12/2024 8:10:00 AM		12/12/2024 8:40:00 AM		12/12/2024 9:10:00 AM		12/12/2024 9:20:00 AM		12/12/2024 9:30:00 AM	
SAMPLE DEPTH (ft.)				Soil		Soil		Soil		Soil		Soil		Soil	
				Result	Q	Result	Q	Result	Q	Result	Q	Result	Q	Result	Q
Per- and Polyfluoroalkyl Substances by EPA Method 1633 (mg/kg)															
11CL-PF3OUdS	~	~	~	0.00034	U	0.00034	U	0.00035	U	0.00040	U	0.00039	U	0.00035	U
1H,1H,2H,2H-Perfluorodecanesulfonic acid (8:2 FTS)	~	~	~	0.00083	U	0.00083	U	0.00085	U	0.00096	U	0.00094	U	0.00086	U
1H,1H,2H,2H-Perfluorohexanesulfonic acid (4:2 FTS)	~	~	~	0.00065	U	0.00066	U	0.00067	U	0.00076	U	0.00074	U	0.00067	U
1H,1H,2H,2H-Perfluorooctanesulfonic acid (6:2 FTS)	~	~	~	0.00082	U	0.00083	U	0.00084	U	0.00095	U	0.00093	U	0.00085	U
3-Perfluoroheptyl propanoic acid (FHpPA)	~	~	~	0.00165	U	0.00165	U	0.00168	U	0.00191	U	0.00186	U	0.00170	U
3-Perfluoropentyl propanoic acid (FPePA)	~	~	~	0.00231	U	0.00231	U	0.00235	U	0.00267	U	0.00260	U	0.00238	U
3-Perfluoropropyl propanoic acid (FPrPA)	~	~	~	0.00070	U	0.00070	U	0.00071	U	0.00081	U	0.00079	U	0.00072	U
9CL-PF3ONS	~	~	~	0.00027	U	0.00027	U	0.00028	U	0.00031	U	0.00031	U	0.00028	U
ADONA	~	~	~	0.00019	U	0.00019	U	0.00020	U	0.00022	U	0.00022	U	0.00020	U
HFPO-DA (Gen-X)	~	~	~	0.00067	U	0.00067	U	0.00068	U	0.00077	U	0.00075	U	0.00069	U
N-EtFOSA	~	~	~	0.00022	U	0.00022	U	0.00022	U	0.00025	U	0.00025	U	0.00022	U
N-EtFOSAA	~	~	~	0.00021	U	0.00021	U	0.00022	U	0.00025	U	0.00024	U	0.00022	U
N-EtFOSE	~	~	~	0.00077	U	0.00077	U	0.00078	U	0.00089	U	0.00087	U	0.00079	U
N-MeFOSA	~	~	~	0.00020	U	0.00020	U	0.00020	U	0.00023	U	0.00022	U	0.00020	U
N-MeFOSAA	~	~	~	0.00016	U	0.00016	U	0.00017	U	0.00019	U	0.00018	U	0.00017	U
N-MeFOSE	~	~	~	0.00067	U	0.00067	U	0.00068	U	0.00078	U	0.00076	U	0.00069	U
Perfluoro(2-ethoxyethane)sulfonic acid (PFEESA)	~	~	~	0.00015	U	0.00015	U	0.00016	U	0.00018	U	0.00017	U	0.00016	U
Perfluoro-1-decanesulfonic acid (PFDS)	~	~	~	0.00021	U	0.00021	U	0.00021	U	0.00024	U	0.00024	U	0.00022	U
Perfluoro-1-heptanesulfonic acid (PFHpS)	~	~	~	0.00017	U	0.00017	U	0.00017	U	0.00020	U	0.00019	U	0.00018	U
Perfluoro-1-nonanesulfonic acid (PFNS)	~	~	~	0.00014	U	0.00014	U	0.00014	U	0.00016	U	0.00015	U	0.00014	U
Perfluoro-1-octanesulfonamide (FOSA)	~	~	~	0.00016	U	0.00016	U	0.00016	U	0.00019	U	0.00018	U	0.00017	U
Perfluoro-1-pentanesulfonate (PFPeS)	~	~	~	0.00017	U	0.00017	U	0.00018	U	0.00020	U	0.00020	U	0.00018	U
Perfluoro-3,6-dioxaheptanoic acid (NFDHA)	~	~	~	0.00021	U	0.00021	U	0.00022	U	0.00025	U	0.00024	U	0.00022	U
Perfluoro-4-oxapentanoic acid (PFMPA)	~	~	~	0.00007	U	0.00007	U	0.00007	U	0.00008	U	0.00008	U	0.00007	U
Perfluoro-5-oxahexanoic acid (PFMBA)	~	~	~	0.00011	U	0.00011	U	0.00011	U	0.00012	U	0.00012	U	0.00011	U
Perfluorobutanesulfonic acid (PFBS)	~	~	~	0.00012	U	0.00012	U	0.00012	U	0.00014	U	0.00014	U	0.00013	U
Perfluorodecanoic acid (PFDA)	~	~	~	0.00021	U	0.00021	U	0.00021	U	0.00024	U	0.00024	U	0.00022	U
Perfluorododecanesulfonic acid (PFDoS)	~	~	~	0.00019	U	0.00019	U	0.00019	U	0.00022	U	0.00021	U	0.00019	U
Perfluorododecanoic acid (PFDoA)	~	~	~	0.00018	U	0.00018	U	0.00018	U	0.00021	U	0.00020	U	0.00019	U
Perfluoroheptanoic acid (PFHpA)	~	~	~	0.00012	U	0.00012	U	0.00012	U	0.00013	U	0.00013	U	0.00012	U
Perfluorohexanesulfonic acid (PFHxS)	~	~	~	0.00020	U	0.00020	U	0.00020	U	0.00023	U	0.00022	U	0.00020	U
Perfluorohexanoic acid (PFHxA)	~	~	~	0.00006	U	0.00006	U	0.00006	U	0.00007	J	0.00010	J	0.00006	U
Perfluoro-n-butanoic acid (PFBA)	~	~	~	0.00012	U	0.00012	U	0.00012	U	0.00014	U	0.00014	U	0.00012	U
Perfluorononanoic acid (PFNA)	~	~	~	0.00021	U	0.00021	U	0.00021	U	0.00024	U	0.00023	U	0.00021	U
Perfluorooctanesulfonic acid (PFOS)	0.00088	0.044	0.001	0.00033		0.00039		0.00025		0.00074		0.00102		0.00024	
Perfluorooctanoic acid (PFOA)	0.00066	0.033	0.0008	0.00025		0.00022	J	0.00023		0.00022	U	0.00022	J	0.00029	
Perfluoropentanoic acid (PFPeA)	~	~	~	0.00013	J	0.00012	U	0.00012	U	0.00014	U	0.00014	U	0.00012	U
Perfluorotetradecanoic acid (PFTA)	~	~	~	0.00011	U	0.00011	U	0.00012	U	0.00013	U	0.00013	U	0.00012	U
Perfluorotridecanoic acid (PFTrDA)	~	~	~	0.00014	U	0.00014	U	0.00014	U	0.00016	U	0.00016	U	0.00014	U
Perfluoroundecanoic acid (PFUnA)	~	~	~	0.00022	U	0.00022	U	0.00022	U	0.00025	U	0.00025	U	0.00022	U

TABLE NOTES:

--: No Guidance Value.

mg/kg: Milligrams per kilogram.

NA: Not Analyzed

U: Not detected at the reported detection limit

J: Estimated value. The analyte concentration is below the reporting limit (RL), but above the method detection limit (MDL) or estimated detection limit (EDL).

Table 6 - Per- and PolyFloroalkyl Substances in Soil
55 Eckford Street, Brooklyn, NY

Remedial Investigation Report
BCP Site No. C224168

LOCATION	NYSDEC PFOA/PFOS guidance values - Unrestricted	NYSDEC PFOA/PFOS guidance values - Restricted Residential	NYSDEC PFOA/PFOS guidance values - Protection of Groundwater	GZ-03B (0-2ft bgs)		GZ-03C (4-6ft bgs)		GZ-03D (8-10ft bgs)		GZ-04B (0-2ft bgs)		GZ-04C (4-6ft bgs)		GZ-04D (8-10ft bgs)	
LAB SAMPLE ID				24L0931-14		24L0931-15		24L0931-16		24L0931-20		24L0931-21		24L0931-22	
DATE				12/12/2024 10:40:00 AM		12/12/2024 10:50:00 AM		12/12/2024 11:00:00 AM		12/12/2024 12:10:00 PM		12/12/2024 12:20:00 PM		12/12/2024 12:30:00 PM	
SAMPLE DEPTH (ft.)				Soil		Soil		Soil		Soil		Soil		Soil	
				Result	Q	Result	Q	Result	Q	Result	Q	Result	Q	Result	Q
Per- and Polyfluoroalkyl Substances by EPA Method 1633 (mg/kg)															
11CL-PF3OUdS	~	~	~	0.00035	U	0.00035	U	0.00036	U	0.00036	U	0.00036	U	0.00037	U
1H,1H,2H,2H-Perfluorodecanesulfonic acid (8:2 FTS)	~	~	~	0.00086	U	0.00084	U	0.00087	U	0.00086	U	0.00088	U	0.00091	U
1H,1H,2H,2H-Perfluorohexanesulfonic acid (4:2 FTS)	~	~	~	0.00068	U	0.00067	U	0.00069	U	0.00068	U	0.00069	U	0.00071	U
1H,1H,2H,2H-Perfluorooctanesulfonic acid (6:2 FTS)	~	~	~	0.00085	U	0.00084	U	0.00087	U	0.00086	U	0.00087	U	0.00090	U
3-Perfluoroheptyl propanoic acid (FHpPA)	~	~	~	0.00171	U	0.00168	U	0.00173	U	0.00171	U	0.00174	U	0.00180	U
3-Perfluoropentyl propanoic acid (FPePA)	~	~	~	0.00238	U	0.00235	U	0.00243	U	0.00239	U	0.00243	U	0.00252	U
3-Perfluoropropyl propanoic acid (FPrPA)	~	~	~	0.00072	U	0.00071	U	0.00073	U	0.00072	U	0.00073	U	0.00076	U
9CL-PF3ONS	~	~	~	0.00028	U	0.00028	U	0.00028	U	0.00028	U	0.00029	U	0.00030	U
ADONA	~	~	~	0.00020	U	0.00020	U	0.00020	U	0.00020	U	0.00020	U	0.00021	U
HFPO-DA (Gen-X)	~	~	~	0.00069	U	0.00068	U	0.00070	U	0.00069	U	0.00070	U	0.00073	U
N-EtFOSA	~	~	~	0.00023	U	0.00022	U	0.00023	U	0.00023	U	0.00023	U	0.00024	U
N-EtFOSAA	~	~	~	0.00022	U	0.00022	U	0.00022	U	0.00022	U	0.00023	U	0.00023	U
N-EtFOSE	~	~	~	0.00079	U	0.00078	U	0.00081	U	0.00080	U	0.00081	U	0.00084	U
N-MeFOSA	~	~	~	0.00021	U	0.00020	U	0.00021	U	0.00021	U	0.00021	U	0.00022	U
N-MeFOSAA	~	~	~	0.00017	U	0.00017	U	0.00017	U	0.00017	U	0.00017	U	0.00018	U
N-MeFOSE	~	~	~	0.00070	U	0.00068	U	0.00071	U	0.00070	U	0.00071	U	0.00073	U
Perfluoro(2-ethoxyethane)sulfonic acid (PFEESA)	~	~	~	0.00016	U	0.00016	U	0.00016	U	0.00016	U	0.00016	U	0.00017	U
Perfluoro-1-decanesulfonic acid (PFDS)	~	~	~	0.00022	U	0.00021	U	0.00022	U	0.00022	U	0.00022	U	0.00023	U
Perfluoro-1-heptanesulfonic acid (PFHpS)	~	~	~	0.00018	U	0.00017	U	0.00018	U	0.00018	U	0.00018	U	0.00019	U
Perfluoro-1-nonanesulfonic acid (PFNS)	~	~	~	0.00014	U	0.00014	U	0.00014	U	0.00014	U	0.00014	U	0.00015	U
Perfluoro-1-octanesulfonamide (FOSA)	~	~	~	0.00017	U	0.00016	U	0.00017	U	0.00017	U	0.00017	U	0.00018	U
Perfluoro-1-pentanesulfonate (PFPeS)	~	~	~	0.00018	U	0.00018	U	0.00018	U	0.00018	U	0.00018	U	0.00019	U
Perfluoro-3,6-dioxaheptanoic acid (NFDHA)	~	~	~	0.00022	U	0.00022	U	0.00022	U	0.00022	U	0.00022	U	0.00023	U
Perfluoro-4-oxapentanoic acid (PFMPA)	~	~	~	0.00007	U	0.00007	U	0.00007	U	0.00007	U	0.00007	U	0.00007	U
Perfluoro-5-oxahexanoic acid (PFMBA)	~	~	~	0.00011	U	0.00011	U	0.00011	U	0.00011	U	0.00011	U	0.00012	U
Perfluorobutanesulfonic acid (PFBS)	~	~	~	0.00013	U	0.00012	U	0.00013	U	0.00013	U	0.00013	U	0.00013	U
Perfluorodecanoic acid (PFDA)	~	~	~	0.00022	U	0.00021	U	0.00022	U	0.00022	U	0.00022	U	0.00023	U
Perfluorododecanesulfonic acid (PFDoS)	~	~	~	0.00019	U	0.00019	U	0.00020	U	0.00019	U	0.00020	U	0.00020	U
Perfluorododecanoic acid (PFDoA)	~	~	~	0.00019	U	0.00018	U	0.00019	U	0.00019	U	0.00019	U	0.00020	U
Perfluoroheptanoic acid (PFHpA)	~	~	~	0.00012	U	0.00012	U	0.00012	U	0.00012	U	0.00012	U	0.00013	U
Perfluorohexanesulfonic acid (PFHxS)	~	~	~	0.00020	U	0.00020	U	0.00021	U	0.00020	U	0.00021	U	0.00022	U
Perfluorohexanoic acid (PFHxA)	~	~	~	0.00006	U	0.00006	U	0.00006	U	0.00006	U	0.00009	J	0.00006	U
Perfluoro-n-butanoic acid (PFBA)	~	~	~	0.00012	U	0.00012	U	0.00013	U	0.00012	U	0.00013	U	0.00013	U
Perfluorononanoic acid (PFNA)	~	~	~	0.00022	U	0.00021	U	0.00022	U	0.00022	U	0.00022	U	0.00023	U
Perfluorooctanesulfonic acid (PFOS)	0.00088	0.044	0.001	0.00019	U	0.00019	U	0.00019	U	0.00019	J	0.00072		0.00055	
Perfluorooctanoic acid (PFOA)	0.00066	0.033	0.0008	0.00052		0.00019	U	0.00029		0.00020	U	0.00020	U	0.00021	U
Perfluoropentanoic acid (PFPeA)	~	~	~	0.00012	U	0.00012	U	0.00013	U	0.00012	U	0.00013	U	0.00013	U
Perfluorotetradecanoic acid (PFTA)	~	~	~	0.00012	U	0.00012	U	0.00012	U	0.00012	U	0.00012	U	0.00012	U
Perfluorotridecanoic acid (PFTrDA)	~	~	~	0.00014	U	0.00014	U	0.00014	U	0.00014	U	0.00015	U	0.00015	U
Perfluoroundecanoic acid (PFUnA)	~	~	~	0.00023	U	0.00022	U	0.00023	U	0.00023	U	0.00023	U	0.00024	U

TABLE NOTES:

--: No Guidance Value.

mg/kg: Milligrams per kilogram.

NA: Not Analyzed

U: Not detected at the reported detection limit

J: Estimated value. The analyte concentration is below the reporting limit (RL), but above the method detection limit (MDL) or estimated detection limit (EDL).

Table 6 - Per- and PolyFloroalkyl Substances in Soil
55 Eckford Street, Brooklyn, NY

Remedial Investigation Report
BCP Site No. C224168

LOCATION	NYSDEC PFOA/PFOS guidance values - Unrestricted	NYSDEC PFOA/PFOS guidance values - Restricted Residential	NYSDEC PFOA/PFOS guidance values - Protection of Groundwater	GZ-05B(0-2ft bgs)		GZ-05C (4-6ft bgs)		GZ-05D (8-10ft bgs)		GZ-06B (0-2ft bgs)		GZ-06C (4-6ft bgs)		GZ-06D (8-10ft bgs)	
LAB SAMPLE ID				24L0797-02		24L0797-03		24L0797-04		24L0646-02		24L0646-03		24L0646-04	
DATE				12/11/2024 12:50:00 PM		12/11/2024 1:00:00 PM		12/11/2024 12:40:00 PM		12/10/2024 9:30:00 AM		12/10/2024 9:45:00 AM		12/10/2024 10:10:00 AM	
SAMPLE DEPTH (ft.)				Soil		Soil		Soil		Soil		Soil		Soil	
				Result	Q	Result	Q	Result	Q	Result	Q	Result	Q	Result	Q
Per- and Polyfluoroalkyl Substances by EPA Method 1633 (mg/kg)															
11CL-PF3OUdS	~	~	~	0.00035	U	0.00034	U	0.00040	U	0.00035	U	0.00044	U	0.00037	U
1H,1H,2H,2H-Perfluorodecanesulfonic acid (8:2 FTS)	~	~	~	0.00085	U	0.00083	U	0.00096	U	0.00086	U	0.00107	U	0.00090	U
1H,1H,2H,2H-Perfluorohexanesulfonic acid (4:2 FTS)	~	~	~	0.00067	U	0.00065	U	0.00076	U	0.00068	U	0.00085	U	0.00071	U
1H,1H,2H,2H-Perfluorooctanesulfonic acid (6:2 FTS)	~	~	~	0.00084	U	0.00082	U	0.00096	U	0.00085	U	0.00107	U	0.00090	U
3-Perfluoroheptyl propanoic acid (FHpPA)	~	~	~	0.00169	U	0.00164	U	0.00191	U	0.00170	U	0.00213	U	0.00179	U
3-Perfluoropentyl propanoic acid (FPePA)	~	~	~	0.00236	U	0.00230	U	0.00268	U	0.00238	U	0.00298	U	0.00251	U
3-Perfluoropropyl propanoic acid (FPrPA)	~	~	~	0.00071	U	0.00069	U	0.00081	U	0.00072	U	0.00090	U	0.00076	U
9CL-PF3ONS	~	~	~	0.00028	U	0.00027	U	0.00031	U	0.00028	U	0.00035	U	0.00029	U
ADONA	~	~	~	0.00020	U	0.00019	U	0.00022	U	0.00020	U	0.00025	U	0.00021	U
HFPO-DA (Gen-X)	~	~	~	0.00068	U	0.00067	U	0.00078	U	0.00069	U	0.00086	U	0.00073	U
N-EtFOSA	~	~	~	0.00022	U	0.00022	U	0.00025	U	0.00022	U	0.00028	U	0.00024	U
N-EtFOSAA	~	~	~	0.00022	U	0.00021	U	0.00025	U	0.00022	U	0.00028	U	0.00023	U
N-EtFOSE	~	~	~	0.00078	U	0.00076	U	0.00089	U	0.00079	U	0.00099	U	0.00083	U
N-MeFOSA	~	~	~	0.00020	U	0.00020	U	0.00023	U	0.00020	U	0.00026	U	0.00022	U
N-MeFOSAA	~	~	~	0.00017	U	0.00016	U	0.00019	U	0.00017	U	0.00021	U	0.00018	U
N-MeFOSE	~	~	~	0.00069	U	0.00067	U	0.00078	U	0.00069	U	0.00087	U	0.00073	U
Perfluoro(2-ethoxyethane)sulfonic acid (PFEESA)	~	~	~	0.00016	U	0.00015	U	0.00018	U	0.00016	U	0.00020	U	0.00017	U
Perfluoro-1-decanesulfonic acid (PFDS)	~	~	~	0.00022	U	0.00021	U	0.00024	U	0.00022	U	0.00027	U	0.00023	U
Perfluoro-1-heptanesulfonic acid (PFHpS)	~	~	~	0.00017	U	0.00017	U	0.00020	U	0.00018	U	0.00022	U	0.00019	U
Perfluoro-1-nonanesulfonic acid (PFNS)	~	~	~	0.00014	U	0.00014	U	0.00016	U	0.00014	U	0.00018	U	0.00015	U
Perfluoro-1-octanesulfonamide (FOSA)	~	~	~	0.00016	U	0.00016	U	0.00019	U	0.00017	U	0.00021	U	0.00017	U
Perfluoro-1-pentanesulfonate (PFPeS)	~	~	~	0.00018	U	0.00017	U	0.00020	U	0.00018	U	0.00022	U	0.00019	U
Perfluoro-3,6-dioxaheptanoic acid (NFDHA)	~	~	~	0.00022	U	0.00021	U	0.00025	U	0.00022	U	0.00027	U	0.00023	U
Perfluoro-4-oxapentanoic acid (PFMPA)	~	~	~	0.00007	U	0.00007	U	0.00008	U	0.00007	U	0.00009	U	0.00007	U
Perfluoro-5-oxahexanoic acid (PFMBA)	~	~	~	0.00011	U	0.00011	U	0.00012	U	0.00011	U	0.00014	U	0.00012	U
Perfluorobutanesulfonic acid (PFBS)	~	~	~	0.00013	U	0.00012	U	0.00014	U	0.00013	U	0.00016	U	0.00013	U
Perfluorodecanoic acid (PFDA)	~	~	~	0.00022	U	0.00021	U	0.00024	U	0.00022	U	0.00027	U	0.00023	U
Perfluorododecanesulfonic acid (PFDoS)	~	~	~	0.00019	U	0.00019	U	0.00022	U	0.00019	U	0.00024	U	0.00020	U
Perfluorododecanoic acid (PFDoA)	~	~	~	0.00018	U	0.00018	U	0.00021	U	0.00019	U	0.00023	U	0.00020	U
Perfluoroheptanoic acid (PFHpA)	~	~	~	0.00012	U	0.00012	U	0.00013	U	0.00012	U	0.00015	U	0.00013	U
Perfluorohexanesulfonic acid (PFHxS)	~	~	~	0.00020	U	0.00020	U	0.00023	U	0.00020	U	0.00026	U	0.00021	U
Perfluorohexanoic acid (PFHxA)	~	~	~	0.00006	U	0.00006	U	0.00007	U	0.00006	U	0.00008	U	0.00006	U
Perfluoro-n-butanoic acid (PFBA)	~	~	~	0.00012	U	0.00012	U	0.00014	U	0.00012	U	0.00016	U	0.00013	U
Perfluorononanoic acid (PFNA)	~	~	~	0.00021	U	0.00021	U	0.00024	U	0.00021	U	0.00027	U	0.00023	U
Perfluorooctanesulfonic acid (PFOS)	0.00088	0.044	0.001	0.00033		0.00035		0.00024		0.00056		0.00024	U	0.00020	U
Perfluorooctanoic acid (PFOA)	0.00066	0.033	0.0008	0.00025		0.00024		0.00039		0.00020	U	0.00029		0.00026	
Perfluoropentanoic acid (PFPeA)	~	~	~	0.00012	U	0.00012	U	0.00014	U	0.00012	U	0.00016	U	0.00013	U
Perfluorotetradecanoic acid (PFTA)	~	~	~	0.00012	U	0.00011	U	0.00013	U	0.00012	U	0.00015	U	0.00012	U
Perfluorotridecanoic acid (PFTrDA)	~	~	~	0.00014	U	0.00014	U	0.00016	U	0.00014	U	0.00018	U	0.00015	U
Perfluoroundecanoic acid (PFUnA)	~	~	~	0.00022	U	0.00022	U	0.00025	U	0.00022	U	0.00028	U	0.00024	U

TABLE NOTES:

--: No Guidance Value.

mg/kg: Milligrams per kilogram.

NA: Not Analyzed

U: Not detected at the reported detection limit

J: Estimated value. The analyte concentration is below the reporting limit (RL), but above the method detection limit (MDL) or estimated detection limit (EDL).

Table 6 - Per- and PolyFloroalkyl Substances in Soil
55 Eckford Street, Brooklyn, NY

Remedial Investigation Report
BCP Site No. C224168

LOCATION	NYSDEC PFOA/PFOS guidance values - Unrestricted	NYSDEC PFOA/PFOS guidance values - Restricted Residential	NYSDEC PFOA/PFOS guidance values - Protection of Groundwater	GZ-07B (0-2ft bgs)		GZ-07C (4-6ft bgs)		GZ-07D (8-10ft bgs)	
LAB SAMPLE ID				24L0646-08		24L0646-09		24L0646-10	
DATE				12/10/2024 11:40:00 AM		12/10/2024 11:50:00 AM		12/10/2024 12:00:00 PM	
SAMPLE DEPTH (ft.)				Soil		Soil		Soil	
				Result	Q	Result	Q	Result	Q
Per- and Polyfluoroalkyl Substances by EPA Method 1633 (mg/kg)									
11CL-PF3OUdS	~	~	~	0.00034	U	0.00034	U	0.00043	U
1H,1H,2H,2H-Perfluorodecanesulfonic acid (8:2 FTS)	~	~	~	0.00083	U	0.00082	U	0.00103	U
1H,1H,2H,2H-Perfluorohexanesulfonic acid (4:2 FTS)	~	~	~	0.00066	U	0.00065	U	0.00082	U
1H,1H,2H,2H-Perfluorooctanesulfonic acid (6:2 FTS)	~	~	~	0.00083	U	0.00082	U	0.00103	U
3-Perfluoroheptyl propanoic acid (FHpPA)	~	~	~	0.00166	U	0.00164	U	0.00205	U
3-Perfluoropentyl propanoic acid (FPePA)	~	~	~	0.00232	U	0.00229	U	0.00287	U
3-Perfluoropropyl propanoic acid (FPrPA)	~	~	~	0.00070	U	0.00069	U	0.00087	U
9CL-PF3ONS	~	~	~	0.00027	U	0.00027	U	0.00034	U
ADONA	~	~	~	0.00019	U	0.00019	U	0.00024	U
HFPO-DA (Gen-X)	~	~	~	0.00067	U	0.00066	U	0.00083	U
N-EtFOSA	~	~	~	0.00022	U	0.00022	U	0.00027	U
N-EtFOSAA	~	~	~	0.00021	U	0.00021	U	0.00027	U
N-EtFOSE	~	~	~	0.00077	U	0.00076	U	0.00096	U
N-MeFOSA	~	~	~	0.00020	U	0.00020	U	0.00025	U
N-MeFOSAA	~	~	~	0.00016	U	0.00016	U	0.00020	U
N-MeFOSE	~	~	~	0.00068	U	0.00067	U	0.00084	U
Perfluoro(2-ethoxyethane)sulfonic acid (PFEESA)	~	~	~	0.00015	U	0.00015	U	0.00019	U
Perfluoro-1-decanesulfonic acid (PFDS)	~	~	~	0.00021	U	0.00021	U	0.00026	U
Perfluoro-1-heptanesulfonic acid (PFHpS)	~	~	~	0.00017	U	0.00017	U	0.00021	U
Perfluoro-1-nonanesulfonic acid (PFNS)	~	~	~	0.00014	U	0.00014	U	0.00017	U
Perfluoro-1-octanesulfonamide (FOSA)	~	~	~	0.00016	U	0.00016	U	0.00020	U
Perfluoro-1-pentanesulfonate (PFPeS)	~	~	~	0.00017	U	0.00017	U	0.00022	U
Perfluoro-3,6-dioxaheptanoic acid (NFDHA)	~	~	~	0.00021	U	0.00021	U	0.00026	U
Perfluoro-4-oxapentanoic acid (PFMPA)	~	~	~	0.00007	U	0.00007	U	0.00008	U
Perfluoro-5-oxahexanoic acid (PFMBA)	~	~	~	0.00011	U	0.00011	U	0.00013	U
Perfluorobutanesulfonic acid (PFBS)	~	~	~	0.00012	U	0.00012	U	0.00015	U
Perfluorodecanoic acid (PFDA)	~	~	~	0.00021	U	0.00021	U	0.00026	U
Perfluorododecanesulfonic acid (PFDoS)	~	~	~	0.00019	U	0.00019	U	0.00023	U
Perfluorododecanoic acid (PFDoA)	~	~	~	0.00018	U	0.00018	U	0.00022	U
Perfluoroheptanoic acid (PFHpA)	~	~	~	0.00012	U	0.00012	U	0.00014	U
Perfluorohexanesulfonic acid (PFHxS)	~	~	~	0.00020	U	0.00020	U	0.00025	U
Perfluorohexanoic acid (PFHxA)	~	~	~	0.00006	U	0.00006	U	0.00007	U
Perfluoro-n-butanoic acid (PFBA)	~	~	~	0.00012	U	0.00012	U	0.00015	U
Perfluorononanoic acid (PFNA)	~	~	~	0.00021	U	0.00021	U	0.00026	U
Perfluorooctanesulfonic acid (PFOS)	0.00088	0.044	0.001	0.00029		0.00028		0.00023	U
Perfluorooctanoic acid (PFOA)	0.00066	0.033	0.0008	0.00019	U	0.00019	U	0.00024	U
Perfluoropentanoic acid (PFPeA)	~	~	~	0.00012	U	0.00012	U	0.00015	U
Perfluorotetradecanoic acid (PFTA)	~	~	~	0.00011	U	0.00011	U	0.00014	U
Perfluorotridecanoic acid (PFTrDA)	~	~	~	0.00014	U	0.00014	U	0.00017	U
Perfluoroundecanoic acid (PFUnA)	~	~	~	0.00022	U	0.00022	U	0.00027	U

TABLE NOTES:

--: No Guidance Value.

mg/kg: Milligrams per kilogram.

NA: Not Analyzed

U: Not detected at the reported detection limit

J: Estimated value. The analyte concentration is below the reporting limit (RL), but above the method detection limit (MDL) or estimated detection limit (EDL).

Table 6 - Per- and PolyFloroalkyl Substances in Soil
55 Eckford Street, Brooklyn, NY

Remedial Investigation Report
BCP Site No. C224168

LOCATION	NYSDEC PFOA/PFOS guidance values - Unrestricted	NYSDEC PFOA/PFOS guidance values - Restricted Residential	NYSDEC PFOA/PFOS guidance values - Protection of Groundwater	GZ-08A (0-2 ft bcs)		GZ-09A (0-2 ft bcs)		GZ-10A(0-2 ft bcs)		GZ-FD-01	
LAB SAMPLE ID				24L0797-07		24L0797-10		24L0797-13		24L0646-13	
DATE				12/11/2024 9:50:00 AM		12/11/2024 8:45:00 AM		12/11/2024 11:10:00 AM		12/10/2024 11:40:00 AM	
SAMPLE DEPTH (ft.)				Soil		Soil		Soil		Soil	
				Result	Q	Result	Q	Result	Q	Result	Q
Per- and Polyfluoroalkyl Substances by EPA Method 1633 (mg/kg)											
11CL-PF3OUdS	~	~	~	0.00038	U	0.00039	U	0.00045	U	0.00042	U
1H,1H,2H,2H-Perfluorodecanesulfonic acid (8:2 FTS)	~	~	~	0.00093	U	0.00096	U	0.00109	U	0.00102	U
1H,1H,2H,2H-Perfluorohexanesulfonic acid (4:2 FTS)	~	~	~	0.00073	U	0.00075	U	0.00086	U	0.00081	U
1H,1H,2H,2H-Perfluorooctanesulfonic acid (6:2 FTS)	~	~	~	0.00092	U	0.00095	U	0.00108	U	0.00102	U
3-Perfluoroheptyl propanoic acid (FHpPA)	~	~	~	0.00184	U	0.00190	U	0.00216	U	0.00204	U
3-Perfluoropentyl propanoic acid (FPePA)	~	~	~	0.00258	U	0.00266	U	0.00302	U	0.00285	U
3-Perfluoropropyl propanoic acid (FPrPA)	~	~	~	0.00078	U	0.00080	U	0.00091	U	0.00086	U
9CL-PF3ONS	~	~	~	0.00030	U	0.00031	U	0.00035	U	0.00033	U
ADONA	~	~	~	0.00021	U	0.00022	U	0.00025	U	0.00024	U
HFPO-DA (Gen-X)	~	~	~	0.00075	U	0.00077	U	0.00088	U	0.00083	U
N-EtFOSA	~	~	~	0.00024	U	0.00025	U	0.00029	U	0.00027	U
N-EtFOSAA	~	~	~	0.00024	U	0.00025	U	0.00028	U	0.00026	U
N-EtFOSE	~	~	~	0.00086	U	0.00088	U	0.00100	U	0.00095	U
N-MeFOSA	~	~	~	0.00022	U	0.00023	U	0.00026	U	0.00024	U
N-MeFOSAA	~	~	~	0.00018	U	0.00019	U	0.00021	U	0.00020	U
N-MeFOSE	~	~	~	0.00075	U	0.00077	U	0.00088	U	0.00083	U
Perfluoro(2-ethoxyethane)sulfonic acid (PFEESA)	~	~	~	0.00017	U	0.00018	U	0.00020	U	0.00019	U
Perfluoro-1-decanesulfonic acid (PFDS)	~	~	~	0.00024	U	0.00024	U	0.00028	U	0.00026	U
Perfluoro-1-heptanesulfonic acid (PFHpS)	~	~	~	0.00019	U	0.00020	U	0.00022	U	0.00021	U
Perfluoro-1-nonanesulfonic acid (PFNS)	~	~	~	0.00015	U	0.00016	U	0.00018	U	0.00017	U
Perfluoro-1-octanesulfonamide (FOSA)	~	~	~	0.00018	U	0.00019	U	0.00021	U	0.00020	U
Perfluoro-1-pentanesulfonate (PFPeS)	~	~	~	0.00019	U	0.00020	U	0.00023	U	0.00021	U
Perfluoro-3,6-dioxaheptanoic acid (NFDHA)	~	~	~	0.00024	U	0.00024	U	0.00028	U	0.00026	U
Perfluoro-4-oxapentanoic acid (PFMPA)	~	~	~	0.00008	U	0.00008	U	0.00009	U	0.00008	U
Perfluoro-5-oxahexanoic acid (PFMBA)	~	~	~	0.00012	U	0.00012	U	0.00014	U	0.00013	U
Perfluorobutanesulfonic acid (PFBS)	~	~	~	0.00014	U	0.00014	U	0.00016	U	0.00015	U
Perfluorodecanoic acid (PFDA)	~	~	~	0.00024	U	0.00024	U	0.00028	U	0.00026	U
Perfluorododecanesulfonic acid (PFDoS)	~	~	~	0.00021	U	0.00021	U	0.00024	U	0.00023	U
Perfluorododecanoic acid (PFDoA)	~	~	~	0.00028		0.00021	J	0.00024	U	0.00022	U
Perfluoroheptanoic acid (PFHpA)	~	~	~	0.00013	U	0.00013	U	0.00015	U	0.00014	U
Perfluorohexanesulfonic acid (PFHxS)	~	~	~	0.00022	U	0.00023	U	0.00026	U	0.00024	U
Perfluorohexanoic acid (PFHxA)	~	~	~	0.00013	J	0.00007	U	0.00016	J	0.00007	U
Perfluoro-n-butanoic acid (PFBA)	~	~	~	0.00013	U	0.00014	U	0.00016	U	0.00015	U
Perfluorononanoic acid (PFNA)	~	~	~	0.00023	U	0.00024	U	0.00027	U	0.00026	U
Perfluorooctanesulfonic acid (PFOS)	0.00088	0.044	0.001	0.00093		0.00021	U	0.00067		0.00023	U
Perfluorooctanoic acid (PFOA)	0.00066	0.033	0.0008	0.00021	U	0.00022	U	0.00050		0.00023	U
Perfluoropentanoic acid (PFPeA)	~	~	~	0.00013	U	0.00014	U	0.00016	U	0.00015	U
Perfluorotetradecanoic acid (PFTA)	~	~	~	0.00024	J	0.00013	U	0.00015	U	0.00014	U
Perfluorotridecanoic acid (PFTrDA)	~	~	~	0.00016	J	0.00016	U	0.00018	U	0.00017	U
Perfluoroundecanoic acid (PFUnA)	~	~	~	0.00024	U	0.00025	U	0.00029	U	0.00027	U

TABLE NOTES:

--: No Guidance Value.

mg/kg: Milligrams per kilogram.

NA: Not Analyzed

U: Not detected at the reported detection limit

J: Estimated value. The analyte concentration is below the reporting limit (RL), but above the method detection limit (MDL) or estimated detection limit (EDL).

FIGURES

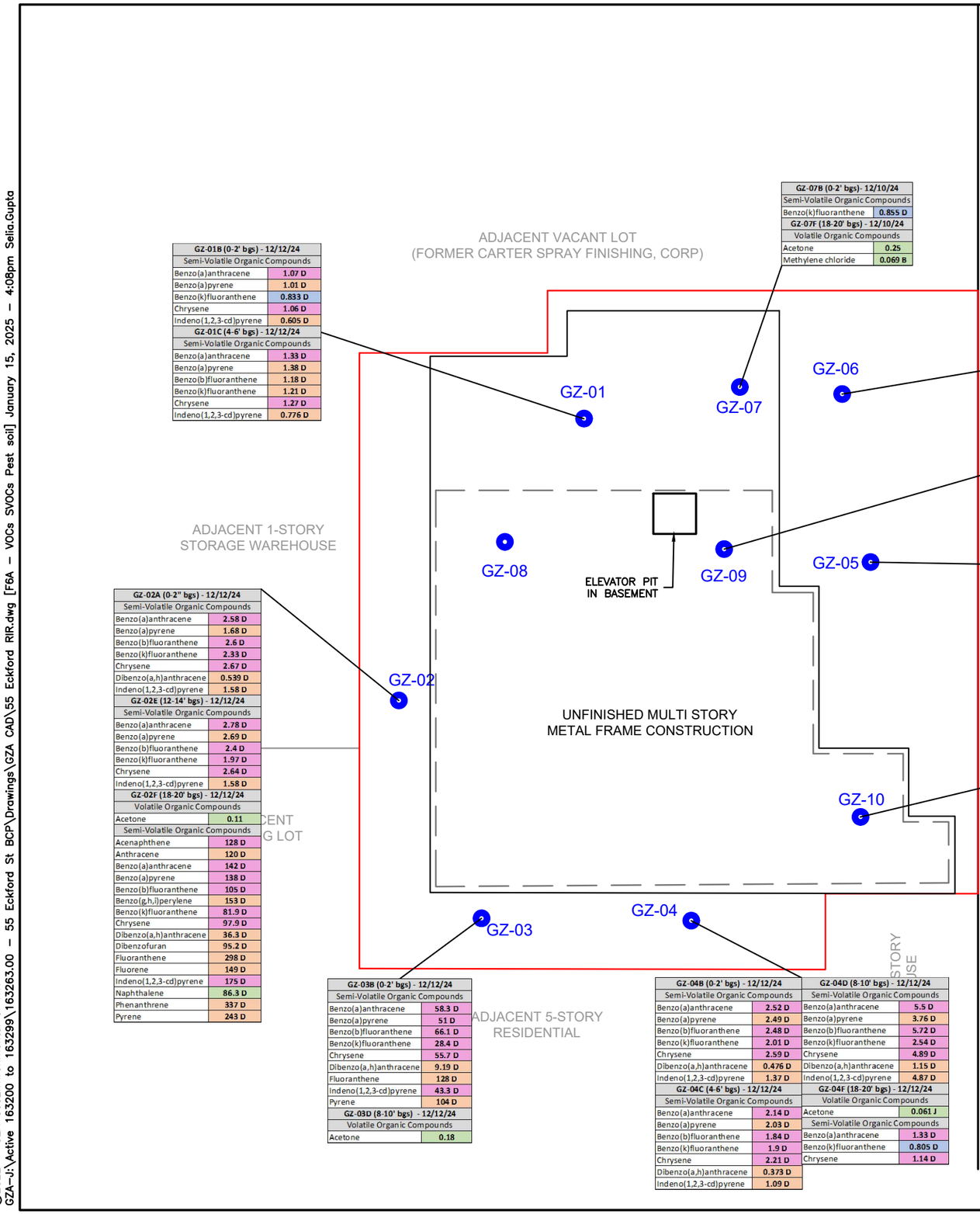

GZ-01B (0-2' bgs) - 12/12/24	
Semi-Volatile Organic Compounds	
Benzo(a)anthracene	1.07 D
Benzo(a)pyrene	1.01 D
Benzo(k)fluoranthene	0.833 D
Chrysene	1.06 D
Indeno(1,2,3-cd)pyrene	0.605 D
GZ-01C (4-6' bgs) - 12/12/24	
Semi-Volatile Organic Compounds	
Benzo(a)anthracene	1.33 D
Benzo(a)pyrene	1.38 D
Benzo(b)fluoranthene	1.18 D
Benzo(k)fluoranthene	1.21 D
Chrysene	1.27 D
Indeno(1,2,3-cd)pyrene	0.776 D

GZ-02A (0-2" bgs) - 12/12/24	
Semi-Volatile Organic Compounds	
Benzo(a)anthracene	2.58 D
Benzo(a)pyrene	1.68 D
Benzo(b)fluoranthene	2.6 D
Benzo(k)fluoranthene	2.33 D
Chrysene	2.67 D
Dibenzo(a,h)anthracene	0.539 D
Indeno(1,2,3-cd)pyrene	1.58 D
GZ-02E (12-14' bgs) - 12/12/24	
Semi-Volatile Organic Compounds	
Benzo(a)anthracene	2.78 D
Benzo(a)pyrene	2.69 D
Benzo(b)fluoranthene	2.4 D
Benzo(k)fluoranthene	1.97 D
Chrysene	2.64 D
Indeno(1,2,3-cd)pyrene	1.58 D
GZ-02F (18-20' bgs) - 12/12/24	
Volatile Organic Compounds	
Acetone	0.11
Semi-Volatile Organic Compounds	
Acenaphthene	128 D
Anthracene	120 D
Benzo(a)anthracene	142 D
Benzo(a)pyrene	138 D
Benzo(b)fluoranthene	105 D
Benzo(g,h,i)perylene	153 D
Benzo(k)fluoranthene	81.9 D
Chrysene	97.9 D
Dibenzo(a,h)anthracene	36.3 D
Dibenzofuran	95.2 D
Fluoranthene	298 D
Fluorene	149 D
Indeno(1,2,3-cd)pyrene	175 D
Naphthalene	86.3 D
Phenanthrene	337 D
Pyrene	243 D

GZ-03B (0-2' bgs) - 12/12/24	
Semi-Volatile Organic Compounds	
Benzo(a)anthracene	58.3 D
Benzo(a)pyrene	51 D
Benzo(b)fluoranthene	66.1 D
Benzo(k)fluoranthene	28.4 D
Chrysene	55.7 D
Dibenzo(a,h)anthracene	9.19 D
Fluoranthene	128 D
Indeno(1,2,3-cd)pyrene	43.3 D
Pyrene	104 D
GZ-03D (8-10' bgs) - 12/12/24	
Volatile Organic Compounds	
Acetone	0.18

GZ-04B (0-2' bgs) - 12/12/24	
Semi-Volatile Organic Compounds	
Benzo(a)anthracene	2.52 D
Benzo(a)pyrene	2.49 D
Benzo(b)fluoranthene	2.48 D
Benzo(k)fluoranthene	2.01 D
Chrysene	2.59 D
Dibenzo(a,h)anthracene	0.476 D
Indeno(1,2,3-cd)pyrene	1.37 D
GZ-04C (4-6' bgs) - 12/12/24	
Semi-Volatile Organic Compounds	
Benzo(a)anthracene	2.14 D
Benzo(a)pyrene	2.03 D
Benzo(b)fluoranthene	1.84 D
Benzo(k)fluoranthene	1.9 D
Chrysene	2.21 D
Dibenzo(a,h)anthracene	0.373 D
Indeno(1,2,3-cd)pyrene	1.09 D

GZ-04D (8-10' bgs) - 12/12/24	
Semi-Volatile Organic Compounds	
Benzo(a)anthracene	5.5 D
Benzo(a)pyrene	3.76 D
Benzo(b)fluoranthene	5.72 D
Benzo(k)fluoranthene	2.54 D
Chrysene	4.89 D
Dibenzo(a,h)anthracene	1.15 D
Indeno(1,2,3-cd)pyrene	4.87 D
GZ-04F (18-20' bgs) - 12/12/24	
Volatile Organic Compounds	
Acetone	0.061 J
Semi-Volatile Organic Compounds	
Benzo(a)anthracene	1.33 D
Benzo(k)fluoranthene	0.805 D
Chrysene	1.14 D

GZ-07B (0-2' bgs)- 12/10/24	
Semi-Volatile Organic Compounds	
Benzo(k)fluoranthene	0.855 D
GZ-07F (18-20' bgs) - 12/10/24	
Volatile Organic Compounds	
Acetone	0.25
Methylene chloride	0.069 B

GZ-06A (0-2" bgs) - 12/10/24	
Volatile Organic Compounds	
Acetone	0.51
GZ-06B (0-2' bgs) - 12/10/24	
Organochlorine Pesticides	
Dieldrin	0.00774 D

GZ-09B (4-6' bcs) - 12/11/24	
Semi-Volatile Organic Compounds	
Benzo(a)anthracene	1.11 D
Benzo(a)pyrene	1.09 D
Benzo(k)fluoranthene	0.84 D
Chrysene	1.05 D
Indeno(1,2,3-cd)pyrene	0.667 D

GZ-05F (18-20' bgs) - 12/12/24	
Volatile Organic Compounds	
Acetone	0.15

GZ-10B (4-6' bcs) - 12/11/24	
Volatile Organic Compounds	
Methylene chloride	0.066 J
GZ-10C (8-10' bcs) - 12/11/24	
Volatile Organic Compounds	
Acetone	0.054

	Part 375 Unrestricted Use SCOs	Part 375 Residential Use SCOs	Part 375 Protection of Groundwater SCOs
Analyte	Volatile Organic Compounds (mg/kg)		
Acetone	0.05	100	0.05
Methylene chloride	0.05	51	0.05
Analyte	Semi-Volatile Organic Compounds (mg/kg)		
Acenaphthene	20	100	98
Anthracene	100	100	1,000
Benzo(a)anthracene	1	1	1
Benzo(a)pyrene	1	1	22
Benzo(b)fluoranthene	1	1	1.7
Benzo(g,h,i)perylene	100	100	1,000
Benzo(k)fluoranthene	0.8	1	1.7
Chrysene	1	1	1
Dibenzo(a,h)anthracene	0.33	0.33	1,000
Dibenzofuran	7	14	210
Fluoranthene	100	100	1,000
Fluorene	30	100	386
Indeno(1,2,3-cd)pyrene	0.5	0.5	8.2
Naphthalene	12	100	12
Phenanthrene	100	100	1,000
Pyrene	100	100	1,000
Analyte	Organochlorine Pesticides (mg/kg)		
Dieldrin	0.005	0.039	0.1

GENERAL NOTES

1. BASE MAP DEVELOPED FROM DRAWING TITLED "ADDITIONAL EXCAVATION AREA DIAGRAM, SKC–1", DATED AUGUST 30, 2024.
2. DRAWING DISPLAYS EXISTING BUILDING FOOTPRINT PROFILE AND PROPOSED CELLAR LAYOUT.
3. SEE LABORATORY REPORTS FOR ADDITIONAL INFORMATION INCLUDING QUALIFIER DESCRIPTIONS.
4. ONLY EXCEEDANCES OF THE APPLICABLE NYSDEC PART 375 SOIL CLEANUP OBJECTIVES ARE SHOWN. FOR FULL ANALYTICAL RESULTS, SEE THE TABLES LOCATED IN THE RIR.
5. DEPTHS ARE SHOWN NEXT TO BORING NAME. "BGS" = DEPTH BELOW GROUND SURFACE; "BCS" = DEPTH BELOW CELLAR SURFACE.

LEGEND

- APPROXIMATE SITE BOUNDARY
- BUILDING OUTLINE
- PARTIAL CELLAR
- GZ-01 APPROXIMATE SOIL BORING LOCATION

N W E S

0 10 20 40
SCALE IN FEET

	Value exceeds its Part 375 UUSCOs.		
	Value exceeds its Part 375 UUSCOs and RUSCOs.		
	Value exceeds its Part 375 UUSCOs and PGWSCOs.		
	Value exceeds its Part 375 UUSCOs, RUSCOs, and PGWSCOs.		

NO.	ISSUE/DESCRIPTION	BY	DATE

UNLESS SPECIFICALLY STATED BY WRITTEN AGREEMENT, THIS DRAWING IS THE SOLE PROPERTY OF GZA GEOENVIRONMENTAL, INC. (GZA). THE INFORMATION SHOWN ON THE DRAWING IS SOLELY FOR USE BY GZA'S CLIENT OR THE CLIENT'S DESIGNATED REPRESENTATIVE FOR THE SPECIFIC PROJECT AND LOCATION IDENTIFIED ON THE DRAWING. THE DRAWING SHALL NOT BE TRANSFERRED, REUSED, COPIED, OR ALTERED IN ANY MANNER FOR USE AT ANY OTHER LOCATION OR FOR ANY OTHER PURPOSE WITHOUT THE PRIOR WRITTEN CONSENT OF GZA. ANY TRANSFER, REUSE, OR MODIFICATION TO THE DRAWING BY THE CLIENT OR OTHERS, WITHOUT THE PRIOR WRITTEN EXPRESS CONSENT OF GZA, WILL BE AT THE USER'S SOLE RISK AND WITHOUT ANY RISK OR LIABILITY TO GZA.

55 ECKFORD STREET
BROOKLYN, NY, 11222

REMEDIAL INVESTIGATION SOIL RESULTS
VOCS, SVOCS, AND PESTICIDES

PREPARED BY:
GZA GeoEnvironmental of NY
Engineers and Scientists
www.gza.com

PREPARED FOR:
BROOKLYN PUBLIC LIBRARY
WILLIAMSBURG

PROJ MGR: RM	REVIEWED BY: RM	CHECKED BY: VW	FIGURE
DESIGNED BY: SG	DRAWN BY: SG	SCALE: 1" = 20'	1A
DATE: JANUARY 2025	PROJECT NO. 41.0163263.00	REVISION NO. -	SHEET NO.

©2022 – GZA GeoEnvironmental of NY.
GZA–J:\Active 163200 to 163299\163263.00 – 55 Eckford St BCP\Drawings\GZA CAD\55 Eckford RIR.dwg [F6A – VOCs SVOCs Pest soil] January 15, 2025 – 4:08pm Selia.Gupta

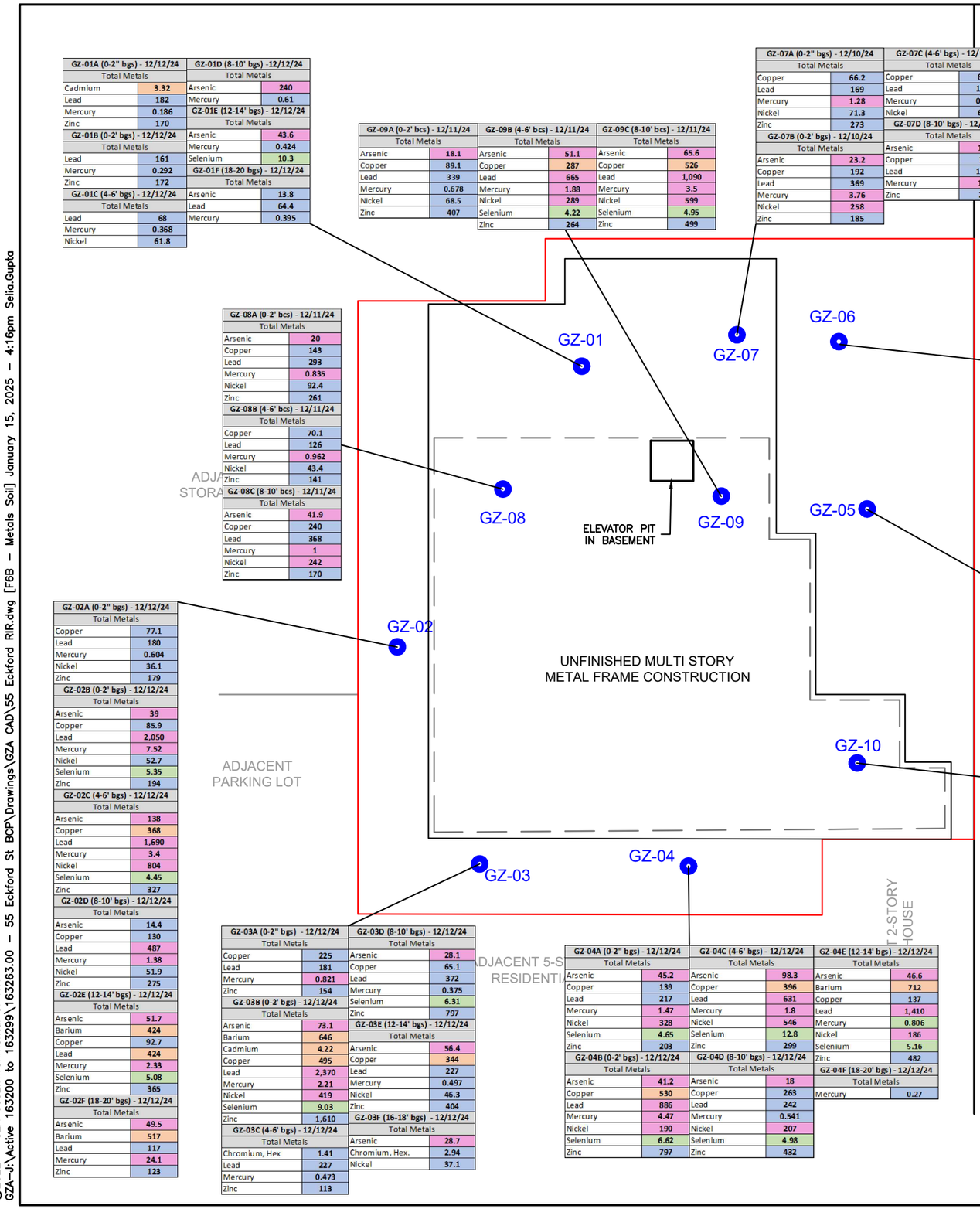

GZ-01A (0-2" bgs) - 12/12/24	
Total Metals	
Cadmium	3.32
Lead	182
Mercury	0.186
Zinc	170

GZ-01B (0-2' bgs) - 12/12/24	
Total Metals	
Lead	161
Mercury	0.292
Zinc	172

GZ-01C (4-6' bgs) - 12/12/24	
Total Metals	
Lead	68
Mercury	0.368
Nickel	61.8

GZ-01D (8-10' bgs) -12/12/24	
Total Metals	
Arsenic	240
Mercury	0.61

GZ-01E (12-14' bgs) - 12/12/24	
Total Metals	
Arsenic	43.6
Mercury	0.424
Selenium	10.3

GZ-01F (18-20 bgs) - 12/12/24	
Total Metals	
Arsenic	13.8
Lead	64.4
Mercury	0.395

GZ-09A (0-2' bcs) - 12/11/24	
Total Metals	
Arsenic	18.1
Copper	89.1
Lead	339
Mercury	0.678
Nickel	68.5
Zinc	407

GZ-09B (4-6' bcs) - 12/11/24	
Total Metals	
Arsenic	51.1
Copper	287
Lead	665
Mercury	1.88
Nickel	289
Selenium	4.22
Zinc	264

GZ-09C (8-10' bcs) - 12/11/24	
Total Metals	
Arsenic	65.6
Copper	526
Lead	1,090
Mercury	3.5
Nickel	599
Selenium	4.95
Zinc	499

GZ-07A (0-2" bgs) - 12/10/24	
Total Metals	
Copper	66.2
Lead	169
Mercury	1.28
Nickel	71.3
Zinc	273

GZ-07B (0-2' bgs) - 12/10/24	
Total Metals	
Arsenic	23.2
Copper	192
Lead	369
Mercury	3.76
Nickel	258
Zinc	185

GZ-07C (4-6' bgs) - 12/10/24	
Total Metals	
Copper	80.1
Lead	116 B
Mercury	0.408
Nickel	61.1

GZ-07D (8-10' bgs) - 12/10/24	
Total Metals	
Arsenic	17.2
Copper	124
Lead	199 B
Mercury	1.14
Zinc	296

GZ-07E (12-14' bgs) - 12/10/24	
Total Metals	
Arsenic	23.5
Copper	109
Lead	366 B
Mercury	0.218
Nickel	43.2
Selenium	12.2
Zinc	511

GZ-07F (18-20' bgs) - 12/10/24	
Total Metals	
Arsenic	61.7
Copper	62.2
Lead	198 B
Mercury	0.25
Zinc	347

GZ-08A (0-2' bcs) - 12/11/24	
Total Metals	
Arsenic	20
Copper	143
Lead	293
Mercury	0.835
Nickel	92.4
Zinc	261

GZ-08B (4-6' bcs) - 12/11/24	
Total Metals	
Copper	70.1
Lead	126
Mercury	0.962
Nickel	43.4
Zinc	141

GZ-08C (8-10' bcs) - 12/11/24	
Total Metals	
Arsenic	41.9
Copper	240
Lead	368
Mercury	1
Nickel	242
Zinc	170

GZ-06A (0-2" bgs)- 12/10/24	
Total Metals	
Nickel	51.4
Zinc	162

GZ-06B (0-2' bgs)- 12/10/24	
Total Metals	
Cadmium	6.89
Lead	219
Mercury	0.549
Zinc	184

GZ-06C (4-6' bgs) - 12/10/24	
Total Metals	
Arsenic	187
Copper	1,810
Lead	1,420
Mercury	1.63
Nickel	919
Zinc	152

GZ-06D (8-10' bgs) - 12/10/24	
Total Metals	
Arsenic	91.7
Copper	783
Lead	554
Mercury	3.04
Nickel	1,280
Zinc	233

GZ-06E (12-14' bgs)- 12/10/24	
Total Metals	
Arsenic	119
Copper	1,090
Lead	402
Mercury	3.14
Nickel	831
Selenium	4.09
Zinc	227

GZ-06F (18-20' bgs) - 12/10/24	
Total Metals	
Arsenic	34.1
Copper	95.1
Lead	398
Mercury	1.27
Zinc	215

GZ-05A (0-2" bgs) - 12/11/24	
Total Metals	
Arsenic	16.2
Copper	113
Lead	238
Mercury	1.02
Nickel	137
Zinc	236

GZ-05B (0-2' bgs)- 12/11/24	
Total Metals	
Arsenic	26
Copper	211
Lead	442
Mercury	0.64
Nickel	169
Selenium	4.82
Zinc	212

GZ-05C (4-6' bgs) - 12/11/24	
Total Metals	
Arsenic	13.5
Copper	72.7
Lead	198
Mercury	0.538
Nickel	61.8
Zinc	155

GZ-05D (8-10' bgs) - 12/11/24	
Total Metals	
Arsenic	83
Copper	424
Lead	778
Mercury	3.24
Nickel	359
Selenium	5.32
Zinc	498

GZ-05E (12-14' bgs) - 12/11/24	
Total Metals	
Arsenic	54.9
Barium	421
Copper	89.8
Lead	802
Mercury	4.06
Nickel	158
Selenium	4.9
Zinc	424

GZ-10A (0-2' bcs) - 12/11/24	
Total Metals	
Arsenic	145
Barium	430
Copper	698
Lead	1,360
Mercury	5.02
Nickel	826
Selenium	7.43
Zinc	555

GZ-10B (4-6' bcs) - 12/11/24	
Total Metals	
Arsenic	168
Barium	672
Copper	394
Lead	1,080
Mercury	3.49
Nickel	586
Selenium	9.87
Zinc	506

GZ-10C (8-10' bcs) - 12/11/24	
Total Metals	
Arsenic	39.4
Barium	725
Cadmium	16.5
Copper	311
Lead	666
Mercury	0.776
Nickel	105
Selenium	10.5
Zinc	2,560

GZ-02A (0-2" bgs) - 12/12/24	
Total Metals	
Copper	77.1
Lead	180
Mercury	0.604
Nickel	36.1
Zinc	179

GZ-02B (0-2' bgs) - 12/12/24	
Total Metals	
Arsenic	39
Copper	85.9
Lead	2,050
Mercury	7.52
Nickel	52.7
Selenium	5.35
Zinc	194

GZ-02C (4-6' bgs) - 12/12/24	
Total Metals	
Arsenic	138
Copper	368
Lead	1,690
Mercury	3.4
Nickel	804
Selenium	4.45
Zinc	327

GZ-02D (8-10' bgs) - 12/12/24	
Total Metals	
Arsenic	14.4
Copper	130
Lead	487
Mercury	1.38
Nickel	51.9
Zinc	275

GZ-02E (12-14' bgs) - 12/12/24	
Total Metals	
Arsenic	51.7
Barium	424
Copper	92.7
Lead	424
Mercury	2.33
Selenium	5.08
Zinc	365

GZ-02F (18-20' bgs) - 12/12/24	
Total Metals	
Arsenic	49.5
Barium	517
Lead	117
Mercury	24.1
Zinc	123

GZ-03A (0-2" bgs) - 12/12/24	
Total Metals	
Copper	225
Lead	181
Mercury	0.821
Zinc	154

GZ-03B (0-2' bgs) - 12/12/24	
Total Metals	
Arsenic	73.1
Barium	646
Cadmium	4.22
Copper	495
Lead	2,370
Mercury	2.21
Nickel	419
Selenium	9.03
Zinc	1,610

GZ-03C (4-6' bgs) - 12/12/24	
Total Metals	
Chromium, Hex	1.41
Lead	227
Mercury	0.473
Zinc	113

GZ-03D (8-10' bgs) - 12/12/24	
Total Metals	
Arsenic	28.1
Copper	65.1
Lead	372
Mercury	0.375
Selenium	6.31
Zinc	797

GZ-03E (12-14' bgs) - 12/12/24	
Total Metals	
Arsenic	56.4
Copper	344
Lead	227
Mercury	0.497
Nickel	46.3
Zinc	404

GZ-03F (16-18' bgs) - 12/12/24	
Total Metals	
Arsenic	28.7
Chromium, Hex.	2.94
Nickel	37.1

GZ-04A (0-2" bgs) - 12/12/24	
Total Metals	
Arsenic	45.2
Copper	139
Lead	217
Mercury	1.47
Nickel	328
Selenium	4.65
Zinc	203

GZ-04B (0-2' bgs) - 12/12/24	
Total Metals	
Arsenic	41.2
Copper	530
Lead	886
Mercury	4.47
Nickel	190
Selenium	6.62
Zinc	797

GZ-04C (4-6' bgs) - 12/12/24	
Total Metals	
Arsenic	98.3
Copper	396
Lead	631
Mercury	1.8
Nickel	546
Selenium	12.8
Zinc	299

GZ-04D (8-10' bgs) - 12/12/24	
Total Metals	
Arsenic	18
Copper	263
Lead	242
Mercury	0.541
Nickel	207
Selenium	4.98
Zinc	432

GZ-04E (12-14' bgs) - 12/12/24	
Total Metals	
Arsenic	46.6
Barium	712
Copper	137
Lead	1,410
Mercury	0.806
Nickel	186
Selenium	5.16
Zinc	482

GZ-04F (18-20' bgs) - 12/12/24	
Total Metals	
Mercury	0.27

Analyte	Part 375 Unrestricted Use SCOs	Part 375 Residential Use SCOs	Part 375 Protection of Groundwater SCOs
	Total Metals (mg/kg)		
Arsenic	13	16	16
Barium	350	350	820
Cadmium	2.5	2.5	7.5
Chromium, Hexavalent	1	22	19
Copper	50	270	1,720
Lead	63	400	450
Mercury	0.18	0.81	0.73
Nickel	30	140	130
Selenium	3.9	36	4
Zinc	109	2,200	2,480

GENERAL NOTES

1. BASE MAP DEVELOPED FROM DRAWING TITLED "ADDITIONAL EXCAVATION AREA DIAGRAM, SKC–1", DATED AUGUST 30, 2024.
2. DRAWING DISPLAYS EXISTING BUILDING FOOTPRINT PROFILE AND PROPOSED CELLAR LAYOUT.
3. SEE LABORATORY REPORTS FOR ADDITIONAL INFORMATION INCLUDING QUALIFIER DESCRIPTIONS.
4. ONLY EXCEEDANCES OF THE APPLICABLE NYSDEC PART 375 SOIL CLEANUP OBJECTIVES ARE SHOWN. FOR FULL ANALYTICAL RESULTS, SEE THE TABLES LOCATED IN THE RIR.
5. DEPTHS ARE SHOWN NEXT TO BORING NAME. "BGS" = DEPTH BELOW GROUND SURFACE; "BCS" = DEPTH BELOW CELLAR SURFACE.

LEGEND

- APPROXIMATE SITE BOUNDARY
- BUILDING OUTLINE
- PARTIAL CELLAR
- GZ-01 APPROXIMATE SOIL BORING LOCATION

N W E S

0 10 20 40
SCALE IN FEET

Value exceeds its Part 375 UUSCOs.	
Value exceeds its Part 375 UUSCOs and RUSCOs.	
Value exceeds its Part 375 UUSCOs and PGWSCOs.	
Value exceeds its Part 375 UUSCOs, RUSCOs, and PGWSCOs.	

NO.	ISSUE/DESCRIPTION	BY	DATE

UNLESS SPECIFICALLY STATED BY WRITTEN AGREEMENT, THIS DRAWING IS THE SOLE PROPERTY OF GZA GEOENVIRONMENTAL, INC. (GZA). THE INFORMATION SHOWN ON THE DRAWING IS SOLELY FOR USE BY GZA'S CLIENT OR THE CLIENT'S DESIGNATED REPRESENTATIVE FOR THE SPECIFIC PROJECT AND LOCATION IDENTIFIED ON THE DRAWING. THE DRAWING SHALL NOT BE TRANSFERRED, REUSED, COPIED, OR ALTERED IN ANY MANNER FOR USE AT ANY OTHER LOCATION OR FOR ANY OTHER PURPOSE WITHOUT THE PRIOR WRITTEN CONSENT OF GZA. ANY TRANSFER, REUSE, OR MODIFICATION TO THE DRAWING BY THE CLIENT OR OTHERS, WITHOUT THE PRIOR WRITTEN EXPRESS CONSENT OF GZA, WILL BE AT THE USER'S SOLE RISK AND WITHOUT ANY RISK OR LIABILITY TO GZA.

55 ECKFORD STREET
BROOKLYN, NY, 11222

REMEDIAL INVESTIGATION SOIL RESULTS METALS

PREPARED BY:
GZA GeoEnvironmental of NY
Engineers and Scientists
www.gza.com

PREPARED FOR:
BROOKLYN PUBLIC LIBRARY
WILLIAMSBURG

PROJ MGR: RM	REVIEWED BY: RM	CHECKED BY: VW	FIGURE
DESIGNED BY: SG	DRAWN BY: SG	SCALE: 1" = 20'	1B
DATE: JANUARY 2025	PROJECT NO. 41.0163263.00	REVISION NO. -	SHEET NO.

©2022 – GZA GeoEnvironmental of NY.
GZA–J:\Active 163200 to 163299\163263.00 – 55 Eckford St BCP\Drawings\GZA CAD\55 Eckford RIR.dwg [F6B – Metals Soil] January 15, 2025 – 4:16pm Selia.Gupta

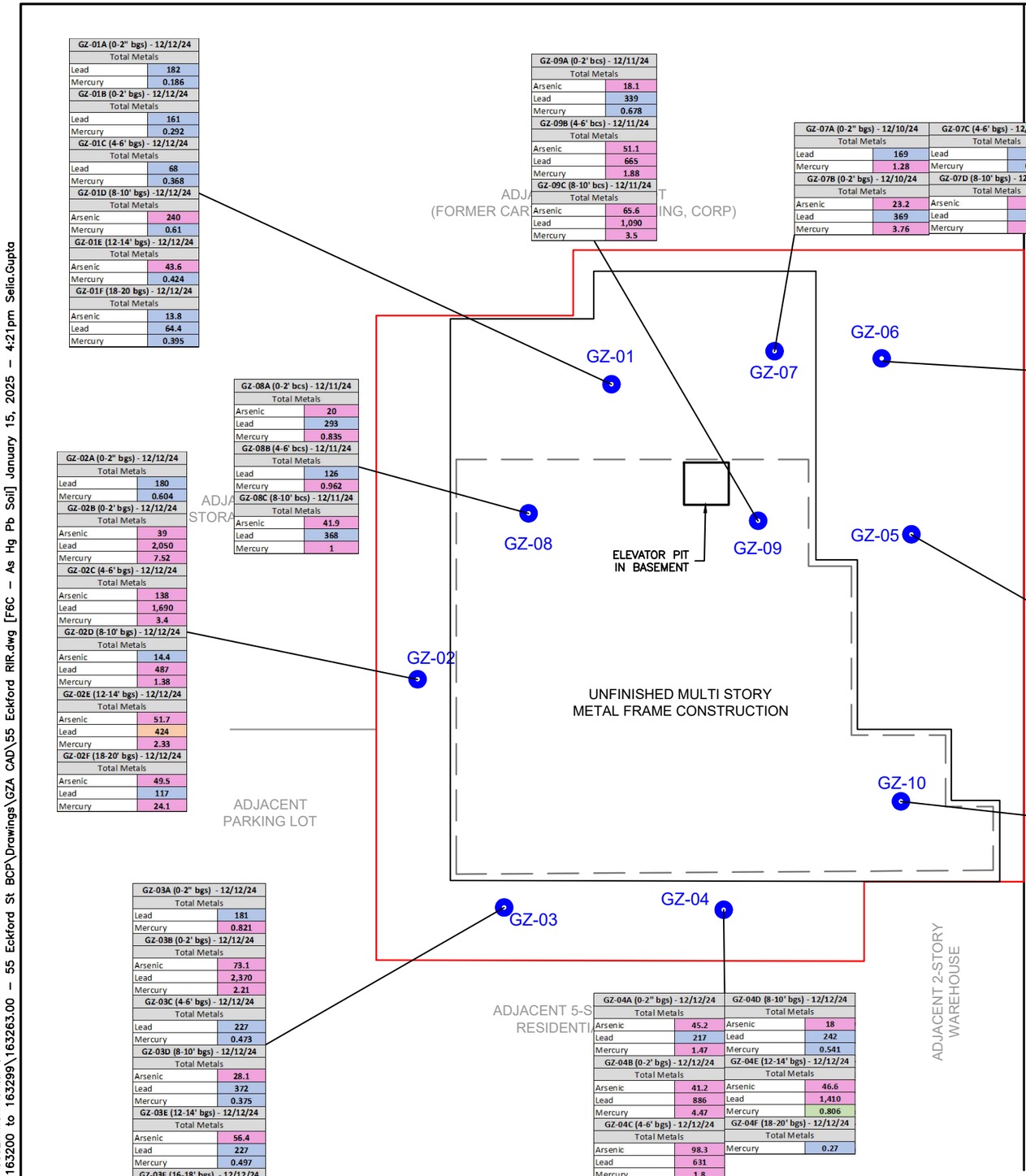

GZ-01A (0-2" bgs) - 12/12/24	
Total Metals	
Lead	182
Mercury	0.186

GZ-01B (0-2' bgs) - 12/12/24	
Total Metals	
Lead	161
Mercury	0.292

GZ-01C (4-6' bgs) - 12/12/24	
Total Metals	
Lead	68
Mercury	0.368

GZ-01D (8-10' bgs) -12/12/24	
Total Metals	
Arsenic	240
Mercury	0.61

GZ-01E (12-14' bgs) - 12/12/24	
Total Metals	
Arsenic	43.6
Mercury	0.424

GZ-01F (18-20 bgs) - 12/12/24	
Total Metals	
Arsenic	13.8
Lead	64.4
Mercury	0.395

GZ-09A (0-2' bcs) - 12/11/24	
Total Metals	
Arsenic	18.1
Lead	339
Mercury	0.678

GZ-09B (4-6' bcs) - 12/11/24	
Total Metals	
Arsenic	51.1
Lead	665
Mercury	1.88

GZ-09C (8-10' bcs) - 12/11/24	
Total Metals	
Arsenic	65.6
Lead	1,090
Mercury	3.5

GZ-07A (0-2" bgs) - 12/10/24	
Total Metals	
Lead	169
Mercury	1.28

GZ-07B (0-2' bgs) - 12/10/24	
Total Metals	
Arsenic	23.2
Lead	369
Mercury	3.76

GZ-07C (4-6' bgs) - 12/10/24	
Total Metals	
Lead	116 B
Mercury	0.408

GZ-07D (8-10' bgs) - 12/10/24	
Total Metals	
Arsenic	17.2
Lead	199 B
Mercury	1.14

GZ-07E (12-14' bgs) - 12/10/24	
Total Metals	
Arsenic	23.5
Lead	366 B
Mercury	0.218

GZ-07F (18-20' bgs) - 12/10/24	
Total Metals	
Arsenic	61.7
Lead	198 B
Mercury	0.25

GZ-06B (0-2' bgs)- 12/10/24	
Total Metals	
Lead	219
Mercury	0.549

GZ-06C (4-6' bgs) - 12/10/24	
Total Metals	
Arsenic	187
Lead	1,420
Mercury	1.63

GZ-06D (8-10' bgs) - 12/10/24	
Total Metals	
Arsenic	91.7
Lead	554
Mercury	3.04

GZ-06E (12-14' bgs)- 12/10/24	
Total Metals	
Arsenic	119
Lead	402
Mercury	3.14

GZ-06F (18-20' bgs) - 12/10/24	
Total Metals	
Arsenic	34.1
Lead	398
Mercury	1.27

GZ-05A (0-2" bgs) - 12/11/24	
Total Metals	
Arsenic	16.2
Lead	238
Mercury	1.02

GZ-05B (0-2' bgs)- 12/11/24	
Total Metals	
Arsenic	26
Lead	442
Mercury	0.64

GZ-05C (4-6' bgs) - 12/11/24	
Total Metals	
Arsenic	13.5
Lead	198
Mercury	0.538

GZ-05D (8-10' bgs) - 12/11/24	
Total Metals	
Arsenic	83
Lead	778
Mercury	3.24

GZ-05E (12-14' bgs) - 12/11/24	
Total Metals	
Arsenic	54.9
Lead	802
Mercury	4.06

GZ-08A (0-2' bcs) - 12/11/24	
Total Metals	
Arsenic	20
Lead	293
Mercury	0.835

GZ-08B (4-6' bcs) - 12/11/24	
Total Metals	
Lead	126
Mercury	0.962

GZ-08C (8-10' bcs) - 12/11/24	
Total Metals	
Arsenic	41.9
Lead	368
Mercury	1

GZ-02A (0-2" bgs) - 12/12/24	
Total Metals	
Lead	180
Mercury	0.604

GZ-02B (0-2' bgs) - 12/12/24	
Total Metals	
Arsenic	39
Lead	2,050
Mercury	7.52

GZ-02C (4-6' bgs) - 12/12/24	
Total Metals	
Arsenic	138
Lead	1,690
Mercury	3.4

GZ-02D (8-10' bgs) - 12/12/24	
Total Metals	
Arsenic	14.4
Lead	487
Mercury	1.38

GZ-02E (12-14' bgs) - 12/12/24	
Total Metals	
Arsenic	51.7
Lead	424
Mercury	2.33

GZ-02F (18-20' bgs) - 12/12/24	
Total Metals	
Arsenic	49.5
Lead	117
Mercury	24.1

GZ-10A (0-2' bcs) - 12/11/24	
Total Metals	
Arsenic	145
Lead	1,360
Mercury	5.02

GZ-10B (4-6' bcs) - 12/11/24	
Total Metals	
Arsenic	168
Lead	1,080
Mercury	3.49

GZ-10C (8-10' bcs) - 12/11/24	
Total Metals	
Arsenic	39.4
Lead	666
Mercury	0.776

GZ-03A (0-2" bgs) - 12/12/24	
Total Metals	
Lead	181
Mercury	0.821

GZ-03B (0-2' bgs) - 12/12/24	
Total Metals	
Arsenic	73.1
Lead	2,370
Mercury	2.21

GZ-03C (4-6' bgs) - 12/12/24	
Total Metals	
Lead	227
Mercury	0.473

GZ-03D (8-10' bgs) - 12/12/24	
Total Metals	
Arsenic	28.1
Lead	372
Mercury	0.375

GZ-03E (12-14' bgs) - 12/12/24	
Total Metals	
Arsenic	56.4
Lead	227
Mercury	0.497

GZ-03F (16-18' bgs) - 12/12/24	
Total Metals	
Arsenic	28.7

GZ-04A (0-2" bgs) - 12/12/24	
Total Metals	
Arsenic	45.2
Lead	217
Mercury	1.47

GZ-04B (0-2' bgs) - 12/12/24	
Total Metals	
Arsenic	41.2
Lead	886
Mercury	4.47

GZ-04C (4-6' bgs) - 12/12/24	
Total Metals	
Arsenic	98.3
Lead	631
Mercury	1.8

GZ-04D (8-10' bgs) - 12/12/24	
Total Metals	
Arsenic	18
Lead	242
Mercury	0.541

GZ-04E (12-14' bgs) - 12/12/24	
Total Metals	
Arsenic	46.6
Lead	1,410
Mercury	0.806

GZ-04F (18-20' bgs) - 12/12/24	
Total Metals	
Mercury	0.27

	Part 375 Unrestricted Use SCOs	Part 375 Residential Use SCOs	Part 375 Protection of Groundwater SCOs
Analyte	Total Metals (mg/kg)		
Arsenic	13	16	16
Lead	63	400	450
Mercury	0.18	0.81	0.73

GENERAL NOTES

1. BASE MAP DEVELOPED FROM DRAWING TITLED "ADDITIONAL EXCAVATION AREA DIAGRAM, SKC–1", DATED AUGUST 30, 2024.
2. DRAWING DISPLAYS EXISTING BUILDING FOOTPRINT PROFILE AND PROPOSED CELLAR LAYOUT.
3. SEE LABORATORY REPORTS FOR ADDITIONAL INFORMATION INCLUDING QUALIFIER DESCRIPTIONS.
4. ONLY EXCEEDANCES OF THE APPLICABLE NYSDEC PART 375 SOIL CLEANUP OBJECTIVES ARE SHOWN. FOR FULL ANALYTICAL RESULTS, SEE THE TABLES LOCATED IN THE RIR.
5. DEPTHS ARE SHOWN NEXT TO BORING NAME. "BGS" = DEPTH BELOW GROUND SURFACE; "BCS" = DEPTH BELOW CELLAR SURFACE.

LEGEND

- APPROXIMATE SITE BOUNDARY
- BUILDING OUTLINE
- PARTIAL CELLAR
- GZ-01 APPROXIMATE SOIL BORING LOCATION

N W E S

0 10 20 40
SCALE IN FEET

NO.	ISSUE/DESCRIPTION	BY	DATE

UNLESS SPECIFICALLY STATED BY WRITTEN AGREEMENT, THIS DRAWING IS THE SOLE PROPERTY OF GZA GEOENVIRONMENTAL, INC. (GZA). THE INFORMATION SHOWN ON THE DRAWING IS SOLELY FOR USE BY GZA'S CLIENT OR THE CLIENT'S DESIGNATED REPRESENTATIVE FOR THE SPECIFIC PROJECT AND LOCATION IDENTIFIED ON THE DRAWING. THE DRAWING SHALL NOT BE TRANSFERRED, REUSED, COPIED, OR ALTERED IN ANY MANNER FOR USE AT ANY OTHER LOCATION OR FOR ANY OTHER PURPOSE WITHOUT THE PRIOR WRITTEN CONSENT OF GZA. ANY TRANSFER, REUSE, OR MODIFICATION TO THE DRAWING BY THE CLIENT OR OTHERS, WITHOUT THE PRIOR WRITTEN EXPRESS CONSENT OF GZA, WILL BE AT THE USER'S SOLE RISK AND WITHOUT ANY RISK OR LIABILITY TO GZA.

55 ECKFORD STREET
BROOKLYN, NY, 11222

REMEDIAL INVESTIGATION SOIL RESULTS ARSENIC, LEAD, AND MERCURY

PREPARED BY:
GZA GeoEnvironmental of NY
Engineers and Scientists
www.gza.com

PREPARED FOR:
BROOKLYN PUBLIC LIBRARY
WILLIAMSBURG

PROJ MGR: RM	REVIEWED BY: RM	CHECKED BY: VW	FIGURE
DESIGNED BY: SG	DRAWN BY: SG	SCALE: 1" = 20'	1C
DATE: JANUARY 2025	PROJECT NO. 41.0163263.00	REVISION NO. -	SHEET NO.

	Value exceeds its Part 375 UUSCOs.
	Value exceeds its Part 375 UUSCOs and RUSCOs.
	Value exceeds its Part 375 UUSCOs and PGWSCOs.
	Value exceeds its Part 375 UUSCOs, RUSCOs, and PGWSCOs.

©2022 – GZA GeoEnvironmental of NY.
GZA–J:\Active 163200 to 163299\163263.00 – 55 Eckford St BCP\Drawings\GZA CAD\55 Eckford RIR.dwg [F6C – As Hg Pb Soil] January 15, 2025 – 4:21pm Selia.Gupta

APPENDIX A

Known for excellence.
Built on trust.

QUALITY ASSURANCE PROJECT PLAN (QAPP) / FIELD SAMPLING PLAN (FSP)

55 ECKFORD ST LLC SITE
55 Eckford Street
Brooklyn, New York 11222
Block 2698, Lot 32

Revised January 2025

PREPARED FOR:
55 Eckford St LLC
110-50 69th Avenue
Forest Hills, NY 11375

PREPARED BY:
Goldberg Zoino Associates of New York, P.C.
d/b/a GZA GeoEnvironmental of New York
104 West 29th Street, 10th Floor
New York, NY 10001

File No. 41.0163263.00

An Equal Opportunity Employer M/F/V/H

TABLE OF CONTENTS

1.0 INTRODUCTION 1

2.0 PROJECT ORGANIZATION AND RESPONSIBILITY 1

3.0 QA OBJECTIVES FOR DATA MANAGEMENT 2

4.0 SAMPLING PLAN 4

4.1. UTILITY CLEARANCE 5
4.2. TEST PIT SOIL SAMPLING 5
4.3. DIRECT PUSH DRILLING SOIL SAMPLING 6
4.4. SONIC DRILL RIG SOIL SAMPLING 6
4.5. TEMPORARY WELL POINT INSTALLATION AND SAMPLING 8
4.6. PERMANENT WELL INSTALLATION AND SAMPLING 8
4.6.1. Well Installation/Construction 8
4.6.2. Well Development 9
4.6.3. Well Purging 9
4.6.4. Well Sampling 10
4.7. BOREHOLE ABANDONMENT 10
4.8. MONITORING WELL ABANDONMENT 10
4.9. SOIL REUSE AND WORKER HEALTH & SAFETY SAMPLING 11
4.10. WASTE CHARACTERIZATION SAMPLING 11
4.10.1. Solid Waste 11
4.10.2. Liquid Waste 11
4.10.3. Grab versus Composite Sampling 12
4.11. SOIL GAS SAMPLING 12
4.12. AMBIENT AIR SAMPLING 13
4.13. QC SAMPLE COLLECTION 13
4.14. SAMPLE PRESERVATION AND CONTAINERIZATION 14
4.15. EQUIPMENT DECONTAMINATION 14

5.0 DOCUMENTATION AND CHAIN-OF-CUSTODY 15

5.1. SAMPLE COLLECTION DOCUMENTATION 15
5.1.1. Field Notes 15
5.1.2. Chain-of-Custody Records 16
5.1.3. Sample Labeling 16
5.2. SAMPLE CUSTODY 18
5.2.1. Field Custody Procedures 19
5.2.2. Laboratory Custody Procedures 20

6.0 CALIBRATION PROCEDURES 20

6.1. FIELD INSTRUMENTS 20

6.2. LABORATORY INSTRUMENTS 21

7.0 SAMPLE PREPARATION AND ANALYTICAL PROCEDURES 21

8.0 DATA REDUCTION, VALIDATION, AND REPORTING 21

8.1. DATA EVALUATION/VALIDATION 21

8.1.1. Field Data Evaluation 21

8.1.2. Data Usability 22

8.2. IDENTIFICATION AND TREATMENT OF OUTLIERS 22

9.0 INTERNAL QUALITY CONTROL 23

10.0 CORRECTIVE ACTION 23

10.1. IMMEDIATE CORRECTIVE ACTION 24

FIGURES

FIGURE 1 Site Location Plan

TABLE

TABLE 1A Soil Criteria Table
TABLE 1B Groundwater Criteria Table
TABLE 1C Soil Vapor Criteria Table
TABLE 2 Analytical Parameters, Methods, Preservation, Holding Time and Container Requirements
TABLE 3 Typical Laboratory Data Quality Objectives: Soil, Sediment and Solid Waste Samples
TABLE 4 Typical Laboratory Data Quality Objectives: Aqueous Samples
TABLE 5 Typical Laboratory Data Quality Objectives: Soil Gas Samples
TABLE 6 QC Sample Preservation and Container Requirements

ATTACHMENTS

ATTACHMENT A Qualifications

1.0 INTRODUCTION

This Quality Assurance Project Plan (QAPP) and Field Sampling Plan (FSP) presents the organization, objectives, planned activities, and specific quality assurance/quality control (QA/QC) procedures associated with the Remedial Investigation Work Plan (RIWP) at the 55 Eckford St, Brooklyn, NY (Site). **Figure 1** presents a Site location map.

This QAPP/FSP describes specific protocols for field sampling, sample handling and storage, chain-of-custody, laboratory analysis, and data handling and management. Preparation of the Plan was based on EPA Quality Assurance Project Plan guidance documents, including:

EPA Requirements for Quality Assurance Project Plans (EPA QA/R-5, March 2001); and

Guidance for Quality Assurance Project Plans (EPA QA/G-5, December 2002).

The data generated from the analysis of samples will be used to determine the extent of contamination, identify impacted targets, and to compare the results of the remedial actions to site-specific cleanup goals. Potential parameters to be analyzed, including their respective quantitation limits (QLs), and data quality levels (DQLs), are provided in **Tables 1A through 1C**.

2.0 PROJECT ORGANIZATION AND RESPONSIBILITY

A qualified person will coordinate and manage the Site sampling and analysis program, data reduction, QA/QC, data validation, analysis, and reporting. A Stephen M. Kline, P.E. is a qualified environmental professional (QEP), as defined by the New York State Department of Environmental Conservation (NYSDEC) and will direct the sampling activities and coordinate laboratory and drilling activities. The intent of this QAPP/FSP is to be performed the RI in accordance with the technical guidance applicable to Technical Guidance for Site Investigation and Remediation (DER-10), and Sampling, Analysis and Assessment of Per- and Polyfluoroalykly Substances (PFAS) under NYSDEC's Part 375 Remedial Programs dated April 2023.

A qualified person will ensure that the QA/QC plan is implemented and will oversee data validation. GZA's Senior Technical Specialist, Dr. Chunhua Liu will provide oversight and technical support for the sampling and analytical procedures followed acting as the project QA Officer. This individual has the broad authority to approve or disapprove project plans, specific analyses, and final reports. The QEP is independent from the data generation activities. In general, the QA officer will be responsible for reviewing and advising on all QA/QC aspects of this program.

Laboratories used will be New York State Department of Health Environmental (NYSDOH) Laboratory Approval Program (ELAP) certified laboratories. The laboratories will communicate directly with the sampler regarding the analytical results and reporting and will be responsible for providing all labels, sample containers, field blank water, trip blanks, shipping coolers, and laboratory documentation. Qualifications of the QA officer are provided in **Attachment A.**

3.0 QA OBJECTIVES FOR DATA MANAGEMENT

The analytical data will be provided by the laboratory using the NYSDEC Category B deliverable format. Analytical data collected for disposal characteristics that may be requested by off-site soil or wastewater disposal facilities will be provided in the format that the facility requests.

All analytical measurements will be made so that the results are representative of the media sampled and the conditions measured. Data will be reported in consistent dry weight units for solid samples [i.e., micrograms per kilogram (µg/kg) and/or milligram per kilogram (mg/kg), micrograms per liter (µg/L) or milligrams per liter (mg/L) for aqueous samples and in micrograms per cubic meter (µg/m^3) for soil vapor and air samples. **Table 2** presents the proposed samples, sampling and analytical parameters, analytical methods, sample preservation requirements and containers.

Quantitation Limits (QLs) are laboratory-specific and reflect those values achievable by the laboratory performing the analyses. Data Quality Levels (DQLs) are those reporting limits required to meet the objectives of the program (i.e., program action levels, cleanup standards, etc.). Data Quality Objectives (DQOs) define the quality of data and documentation required to support decisions made in the various phases of the data collection activities. The DQOs are dependent on the end uses of the data to be collected and are also expressed in terms of objectives for precision, accuracy, representativeness, completeness, and comparability.

The analytical methods to be used at this Site provide the highest level of data quality and can be used for purposes of risk assessment, evaluation of remedial alternatives and verification that cleanup standards have been met. However, in order to ensure that the analytical methodologies are capable of achieving the DQOs, measurement performance criteria have been set for the analytical measurements in terms of accuracy, precision, and completeness.

The overall QA objective is to develop and implement procedures for field sampling, chain-of-custody, laboratory analysis, and reporting which will provide results that are scientifically valid, and the levels of which are sufficient to meet DQOs. Specific procedures for sampling, chain of custody, laboratory instrument calibration, laboratory analysis, reporting of data, internal quality control, and corrective action are described in other sections of this QAPP/FSP.

Tables 3, **4**, and **5** present the precision and accuracy requirements for each parameter to be analyzed. For quantitation limits for parameters associated with soil, sediment, and solid waste samples, the laboratory will be required to attempt to meet or surpass the parameter-specific limits listed in 6 NYCRR Part 375.

For quantitation limits for parameters associated with groundwater samples, the laboratory will be required to attempt to meet or surpass the parameter-specific limits for groundwater from the Division of Water Technical and Operational Guidance Series (TOGS 1.1.1) Ambient Water Quality Standards and Guidance Values. In certain instances, if the TOGS criteria are not achievable due to analytical limitations, the laboratory will report the lowest possible quantitation limit.

For quantitation limits for parameters associated with soil gas samples, the laboratory will be required to meet the parameter-specific limits from EPA's Draft Guidance for Evaluating the Vapor Intrusion to Indoor Air Pathway from Groundwater and Soils (Subsurface Vapor Intrusion Guidance), Table 3c-SG:

Question 5 Soil Gas Screening Levels for Scenario-Specific Vapor Attenuation Factors (**α=**$2H10^{-3}$), November 2002. In certain instances, if these criteria are not achievable due to analytical limitations, the laboratory will report the lowest possible quantitation limits (see **Tables 1A through 1C** for affected analytes).

The QA objectives are defined as follows:

Accuracy is the closeness of agreement between an observed value and an accepted reference value. The difference between the observed value and the reference value includes components of both systematic error (bias) and random error.

Accuracy in the field is assessed through the adherence to all field instrument calibration procedures, sample handling, preservation, and holding time requirements, and through the collection of equipment blanks prior to the collection of samples for each type of equipment being used (e.g., split spoons, groundwater sampling pumps).

The laboratory will assess the overall accuracy of their instruments and analytical methods (independent of sample or matrix effects) through the measurement of "standards," materials of accepted reference value. Accuracy will vary from analysis to analysis because of individual sample and matrix effects. In an individual analysis, accuracy will be measured in terms of blank results, the percent recovery (%R) of surrogate compounds in organic analyses, or %R of spiked compounds in matrix spikes (MSs), matrix spike duplicates (MSDs) and/or laboratory control samples (LCSs). This gives an indication of expected recovery for analytes tending to behave chemically like the spiked or surrogate compounds. **Tables 3**, **4**, and **5** summarize the laboratory accuracy requirements.

Precision is the agreement among a set of replicate measurements without consideration of the "true" or accurate value: i.e., variability between measurements of the same material for the same analyte. Precision is measured in a variety of ways including statistically, such as calculating variance or standard deviation.

Precision in the field is assessed through the collection and measurement of field duplicates (one extra sample in addition to the original field sample). Field duplicates will be collected at a frequency of one per twenty investigative samples per matrix per analytical parameter, with the exception of the Toxicity Characteristic Leaching Procedure (TCLP) parameters and parameters associated with wastewater samples. Precision will be measured through the calculation of relative percent differences (RPDs). The resulting information will be used to assess sampling and analytical variability. Field duplicate RPDs must be $\leq$ 50 for soil samples and $\leq$ 30 for aqueous samples. These criteria apply only if the sample and/or duplicate results are >5x the quantitation limit; if both results are $\leq$ 5x the quantitation limit, the criterion will be doubled. Due to the uncertainty of available representative soil gas volume, field duplicates will not be collected for this matrix.

Precision in the laboratory is assessed through the calculation of RPD for duplicate samples. For organic soil, sediment and water analyses, laboratory precision will be assessed through the analysis of MS/MSD samples and field duplicates. For the inorganic analyses, laboratory precision will be assessed through the analysis of matrix duplicates and field duplicates. For soil gas analyses, laboratory precision will be assessed through the analysis of matrix duplicates. MS/MSD samples

or matrix duplicates will be performed at a frequency of one per twenty investigative samples per matrix per parameter. **Tables 3**, **4**, and **5** summarize the laboratory precision requirements.

Completeness is a measure of the amount of valid data obtained from a measurement system compared to the amount that was expected to be obtained under normal conditions. "Normal conditions" are defined as the conditions expected if the sampling plan was implemented as planned.

Field completeness is a measure of the amount of (1) valid measurements obtained from all the measurements taken in the project and (2) valid samples collected. The field completeness objective is greater than 90 percent.

Laboratory completeness is a measure of the amount of valid measurements obtained from all valid samples submitted to the laboratory. The laboratory completeness objective is greater than 95 percent.

Representativeness is a qualitative parameter that expresses the degree to which data accurately and precisely represent either a characteristic of a population, parameter variations at a sampling point, a process condition, or an environmental condition within a defined spatial and/or temporal boundary. To ensure representativeness, the sampling locations have been selected to provide coverage over a wide area and to highlight potential trends in the data. In addition, field duplicate samples will provide an additional measure of representativeness at a given location.

Representativeness is dependent upon the proper design of the sampling program and will be satisfied by ensuring that the Work Plans and QAPP are followed, and that proper sampling, sample handling, and sample preservation techniques are used.

Representativeness in the laboratory is ensured by using the proper analytical procedures, appropriate methods, and meeting sample holding times.

Comparability expresses the confidence with which one data set can be compared to another. Comparability is dependent upon the proper design of the sampling program and will be satisfied by ensuring that the Work Plans and QAPP are followed and that proper sampling techniques are used. Maximization of comparability with previous data sets is expected because the sampling design and field protocols are consistent with those previously used.

Comparability is dependent on the use of recognized EPA or equivalent analytical methods and the reporting of data in standardized units. Laboratory procedures are consistent with those used for previous sampling efforts.

4.0 SAMPLING PLAN

Environmental sampling may include soil, groundwater, soil vapor and sediment sampling. Additionally, wastes generated during remediation or development will be sampled and tested for characterization for disposal. Direct push drilling (GeoProbe®), sonic drilling, and/or test pit excavations will be the preferred methods for obtaining subsurface soil samples. However, other drilling methods including mud rotary and drive and wash may also be used if warranted by site conditions. Hand auger and/or hand-held sampling equipment will be the preferred method for collecting surficial and/or shallow soil

samples. Groundwater samples will be collected using bailers or peristaltic, bladder or submersible pumps. Soil vapor samples will be collected in SUMMA® canisters. Performing grab or composite sampling using appropriate hand-held sampling equipment will be the preferred method for waste characterization sampling.

4.1. Utility Clearance

New York State law requires that New York 811 be notified at least three working days prior to subsurface work is conducted to initiate the utility locating activities. Companies with subsurface utilities present will locate and mark out subsurface utility lines. However, New York 811 contractors will only locate utilities on public property and rights-of-way.

Electric lines, gas lines, storm and sanitary sewers, and communication lines will need to be located by survey and geophysical survey prior to subsurface investigations. If additional subsurface utility locating is considered necessary, a private locating company will be contracted to locate on-site utilities that have not been identified by New York 811 contractors or the Owner.

4.2. Test Pit Soil Sampling

Test pitting and/or excavating may be conducted during the RI, if necessary. Test pits will allow for visual characterization of subsurface soil conditions and the collection of grab soil samples. Prior to soil sample collection, headspace screening will be conducted to evaluate whether analysis of soil samples is warranted, and if so, which soils should be collected.

Prior to completing a test pit or excavation, underground utilities should be identified as discussed in **Section 4.1**. Should active, underground utilities be located in the vicinity of the intended excavation, hand or vacuum excavation methods should be employed, as appropriate, to confirm the location and depth prior to initiating the excavation.

The size and type of excavator used to complete the test pits will be selected based on the anticipated depth and overall size of the excavation required to meet the project objectives. At no time will field personnel enter a test pit/excavation unless it has been deemed safe to enter by an Excavation Competent person based on training and experience required by 29CFR 1926.652.

Grab soil/solid samples will be collected from the material or interval in question by retrieving a volume for analysis using a clean stainless steel, aluminum, or mild steel/ disposable scoop, trowel, spoon, or bucket auger and placing the soil in a cleaned stainless steel pan for homogenization before inserting into the sample container. Samples collected for analysis for volatile organic compounds and total organic halides will not be homogenized. Samples for volatile organics analysis and total organic halides will be placed directly into the sample container.

Composite samples will be collected in the same manner described above, except that the discrete sample volumes will be placed in a clean stainless steel pan and mixed to form the composite. Composite sampling will be performed for the following objectives:

- Waste characterization;
- Determination of the suitability of the soil for on-site re-use; and
- Evaluation of health and safety requirements for workers that will disturb the soil during subsequent construction work.

4.3. Direct Push Drilling Soil Sampling

This drilling method is typically used to collect shallow overburden soils and create boreholes for temporary monitoring well installations, or soil vapor sampling points. Sampling will be performed using four or five-foot-long acetate sleeves that will be advanced continuously to the desired depth below the surface. Soil samples from each sleeve will be screened using a photoionization detector (PID) to detect possible organic vapors. Organic vapor screening will be performed by slicing open the acetate sleeve, making a small slice in the soil column with a clean knife or sampling tool, inserting the PID probe and pushing the slice closed, and monitoring the soil for approximately 5 to 10 seconds. This procedure will be repeated at intervals along the soil column at the field geologist's discretion.

The samples will be examined for staining, discoloration, odors, and debris indicative of contamination (ash, coal fragments, wood chips, cinders, petroleum staining, etc.). Samples for laboratory analysis will be collected from the six-inch interval most likely to be contaminated, based on PID readings, discoloration, staining, and the field geologist's judgment (field conditions may require a section longer than six inches to make sufficient sample; however, this decision will be field-based).

The samples will be collected by cutting the soil in two places with a decontaminated steel, stainless steel, or aluminum trowel, spoon, or knife and homogenized in a decontaminated stainless steel pan before being placed in the sample bottles. Samples collected for analysis for VOCs and total organic halides will be placed directly into the sample containers without homogenization (as per EPA sampling method 5035A). Samplers will wear phthalate-free gloves such as nitrile (no latex will be used) and will avoid contact of the gloves with the sample. Clean metal/disposable instruments will be used to transfer samples. If there is insufficient soil volume in the spoon, then this will be made up by attempting a second direct push sleeve at the same depth, or by using the next immediate sample interval above or below this depth, if appropriate. If there is no recovery, then the sample depth will be skipped, and drilling will progress to the next depth interval.

Soil samples will be collected in laboratory provided containers and transported to a NYSDOH ELAP certified laboratory, under proper chain of custody procedures for analysis. Once the sample containers are filled, they will be immediately placed in the cooler with ice (in Ziploc plastic bags to prevent leaking) or synthetic ice packs to maintain the samples at below 4°C.

4.4. Sonic Drill Rig Soil Sampling

The sonic drilling system employs simultaneous high frequency vibration and low speed rotational motion along with down pressure to advance the cutting shoes of the drill string. This technique provides a continuous soil core and generates minimal cuttings. Due to the continuous sampling of the system,

accurate depictions of the stratigraphy and lithology of the overburden are obtained (minimal sloughing). Additionally, few cuttings are mobilized to the surface. Most of the formation material enters the core barrel, except small amounts, which are pushed into the borehole wall.

Drilling operations take place from the drill platform, which is about 4 feet above ground. Steel drill casing and core barrel are connected to the head from the work platform/support truck and are then hoisted to vertical in the derrick. Tool joints are connected and broken by a hydraulic vise/wrench that is in the base of the derrick. The sonic head is able to pivot 90 degrees to facilitate connection of the drilling rods.

The sonic drilling system uses an override core barrel system and can create a 4- or 6-inch diameter borehole. This is followed by the override casing drilled to the same depth as the core barrel cutting shoe. The core barrel is then removed, and cores are extruded into plastic sleeves. The outer casing prevents cross contamination and formation mixing and allows for a very controlled placement of wells.

GZA proposes to use a track-mounted sonic drill rig collecting soil continuously from either five-foot long or 10-foot long cores. Samples will be extruded from the core barrel into polyethylene sleeves. Once the plastic sleeve is cut open, soil will be screened using a PID to detect possible organic vapors. Organic vapor screening will be performed by making a small slice in the soil column with a clean knife or sampling tool, inserting the PID probe and pushing the slice closed, and monitoring the soil for approximately 5 to 10 seconds. This procedure will be repeated at intervals along the soil column at the field geologist's discretion.

The samples will be examined for staining, discoloration, odors, and debris indicative of contamination (ash, coal fragments, wood chips, cinders, petroleum staining, etc.) Samples for laboratory analysis will be collected from the six-inch interval most likely to be contaminated, based on PID readings, discoloration, staining, and the field geologist's judgment (field conditions may require a section longer than six inches to make sufficient sample; however, this decision will be field-based).

The samples will be collected by cutting the soil in two places with a decontaminated steel, stainless steel, or aluminum trowel, spoon, or knife and homogenized in a decontaminated stainless steel pan before being placed in the sample bottles. Samples collected for analysis for VOCs and total organic halides will be placed directly into the sample containers without homogenization (as per EPA sampling method 5035A). Samplers will wear phthalate-free gloves such as nitrile (no latex will be used) and will avoid contact of the gloves with the sample. Clean metal/disposable instruments will be used to transfer samples. If there is insufficient soil volume in the spoon, then this will be made up by attempting a second direct push sleeve at the same depth, or by using the next immediate sample interval above or below this depth, if appropriate. If there is no recovery, then the sample depth will be skipped, and drilling will progress to the next depth interval.

Soil samples will be collected in laboratory provided containers and transported to a NYSDOH ELAP certified laboratory, under proper chain of custody procedures for analysis. Once the sample containers

are filled, they will be immediately placed in the cooler with ice (in Ziploc plastic bags to prevent leaking) or synthetic ice packs to maintain the samples at below 4°C.

4.5. Temporary Well Point Installation and Sampling

If proposed for site characterization, temporary well points will be immediately installed in drilled soil direct-push soil borings by placing a one-inch diameter PVC screen and riser pipe directly into the borehole. No additional materials will be placed around the annual space. The screen will be set so as to straddle the water table. Temporary wells will not be purged prior to sample collection. Depth to water will be measured in each well point to provide data to approximate groundwater flow direction.

Groundwater samples will be collected from the temporary well point using a dedicated microbailer. The samples will be collected in sample bottles (pre-preserved, if appropriate), placed in iced coolers and removed from light immediately after collection. In addition, all sample bottles must be filled to the top so that no aeration of the samples occurs during transport. All bottles will be filled to avoid cascading and aeration of the samples, the goal being to minimize any precipitation of colloidal matter. Samples for dissolved metals will be collected in unpreserved containers and will be filtered and preserved at the laboratory within 24 hours of sampling. Samples will be transported to a NYSDOH ELAP certified laboratory under proper chain of custody procedures for analysis.

Screen and riser pipes will be removed from the borehole and the borehole will be backfilled.

4.6. Permanent Well Installation and Sampling

Groundwater sampling of permanent monitoring wells is described according to the following distinct phases of this work: well installation/construction, well development, well purging, and well sampling.

4.6.1. *Well Installation/Construction*

To collect representative groundwater samples, soil borings drilled with the direct-push technology (DPT) drilling method will be converted into permanent two-inch diameter monitoring wells. Groundwater monitoring wells will be constructed of threaded two-inch diameter PVC well casing and 20-slot well screen (to investigate the potential of floating product). The 10-foot screen will be set seven feet below the measured water table. Clean silica sand, Morie No. 1 or equivalent, will be placed in the annular space around the well to a minimum of one foot above the top of the well screen, two feet being optimal. Solid PVC riser, attached to the well screen, will extend to grade or above if the well is a stick-up. For a two-inch diameter well, the annular space for the filter pack should be 4 inches thick. A two-foot thick bentonite seal will then be placed above the sand pack and moistened with potable water for a minimum of 15 minutes before backfilling the remaining space with a cement-bentonite grout. If warranted by depth, filling will be completed using a tremie pipe placed below the surface of the grout. A stick-up or flush-mount protective casing with a locking well cap will then be installed, and a measuring point marked on each PVC well riser. Well construction diagrams will be prepared for each well.

4.6.2. Well Development

Following installation, the groundwater monitoring wells will be developed using a two-inch diameter submersible pump(s) (or equivalent) until the water is reasonably free of turbidity and field readings (pH, conductivity, temperature, and dissolved oxygen) sufficiently stabilize. Fifty nephelometric turbidity units (NTUs) or less will be the turbidity goal but not an absolute value. The wells will be developed aggressively to remove fines from the formation and sand pack. The wells will be allowed to equilibrate for seven days prior to sampling. The volume of water removed, the well development time, and field instrument readings will be recorded in the logbook.

4.6.3. Well Purging

The objective is to purge monitoring wells until turbidity stabilizes to a level as low as possible and this parameter will be given the greatest weight in determining when groundwater sampling may begin. With this objective in mind, a low-flow pump will be used to avoid entrainment of particulates within the well or from the formation. Groundwater from each well will be purged until parameters have stabilized. A turbidity level of fifty NTUs or less is the well purging goal, but not an absolute value before sampling. Other field parameters including temperature, conductivity, pH, and dissolved oxygen (DO) will also be monitored. As practical, all field measurements will be taken from the flow cell and will be recorded during and after purging, and before sampling. Field parameters should generally be within ±10 percent for three consecutive readings, one minute apart, prior to sampling.

Upon opening each monitoring well and point, the concentration of VOCs in the headspace will be measured using a PID and water level measurements will be recorded using an electronic interface probe. The depth to product (if present), depth to water, and the total depth will be measured from the top of the marked PVC casings. Water level and free product measurements will first be made and the volume of water in the well determined. The volume of water in the well will be calculated so that the number of well volumes purged and an estimate of the time required to purge the well can be made. Before sampling, the wells will be purged utilizing a low-flow submersible stainless steel pump using dedicated high-density polyethylene (HDPE) tubing connected to a flow cell. Very low purging rates are proposed, on the order of 100 ml/minute to 500 ml/minute, to minimize suspension of particulate matter in the well.

Purging will be done with the pump intake placed at the midpoint of the well screen or the midpoint of the water column (to be determined based on the depth and length of the screen interval) to ensure that all stagnant water in the well is removed, while not stirring up sediment that may have accumulated on the bottom of the well. Equipment will be lowered into the well very carefully to prevent suspension of bottom sediment and subsequent entrainment onto sampling equipment. Surging will be avoided. Tubing will be replaced between each well. Pumps must be carefully cleaned between wells according to the procedures specified in **Section 4.15,** below. It is anticipated that no more than three well volumes will be purged in order for turbidity to reach a minimum and the other parameters to stabilize. Ideally,

pumping rates will be at a rate so that no drawdown of the groundwater level occurs (i.e., pumping rate is less than recharge rate). During purging, the sampler will actively monitor and track the volume of water purged and the field parameter readings. Data will be recorded in the field logbook. For example, the sampler will record the running total volume purged from each well and note the readings for the corresponding field parameters.

4.6.4. Well Sampling

Samples will be collected via USEPA low-flow methodology. One groundwater sample will be collected after the water quality parameters have stabilized. Stabilization is defined by three successive readings that are within ± 0.1 for pH, ± 3% for conductivity, ± 10 mv for ORP, and ± 10% for DO. Purging will continue until stabilization is met and turbidity is <10 NTU. If turbidity < 10 NTU cannot be reasonably achieved, samples can be collected when turbidity is < 50 NTU.

Once groundwater conditions have stabilized and groundwater levels have recovered, samples will be collected from the low-flow peristaltic pump. All non-disposable/non-dedicated (re-usable) sampling equipment will be cleaned according to the procedures specified in **Section 4.15**.

The samples will be collected in sample bottles (pre-preserved, if appropriate), placed in iced coolers and removed from light immediately after collection. In addition, all sample bottles must be filled to the top so that no aeration of the samples occurs during transport. All bottles will be filled to avoid cascading and aeration of the samples, the goal being to minimize any precipitation of colloidal matter. Samples will be transported to a NYSDOH ELAP certified laboratory under proper chain of custody procedures for analysis. Samples for dissolved metals will be collected in unpreserved containers and will be filtered and preserved at the laboratory within 24 hours of sampling.

4.7. Borehole Abandonment

Soils extracted during the advancement of the borings will be used to backfill the borings, provided that the borings are not to be used for installation of permanent monitoring wells. However, soils that exhibit "gross" contamination, as evidenced by staining or free-phase product, or any visual, olfactory, or PID readings greater than 100 ppm above background, will be managed in accordance with **Section 9**. In this event, bentonite chips or pellets to within 0.5 feet below ground surface. The ground surface will be restored to a similar condition as the surrounding grade (e.g., topsoil, asphalt, or concrete).

4.8. Monitoring Well Abandonment

There may be occasions when monitoring wells will require abandonment. For temporary monitoring wells, the approach will be to pull the PVC well materials from the borehole and backfill the remaining open portion of the borehole with cement/bentonite grout to approximately 0.5 feet below the ground surface. The ground surface will be restored to a similar condition as the surrounding grade (e.g., topsoil, asphalt, or concrete). For permanent overburden and bedrock monitoring wells, depending on the site-specific subsurface geologic conditions and nature of contamination, the abandonment approach will be in accordance with NYSDEC Policy CP-43 – Groundwater Monitoring Well Decommissioning Policy.

4.9. Soil Reuse and Worker Health & Safety Sampling

Soil reuse sampling may be performed to determine whether the soil can be reused elsewhere on the Site, or to determine whether contaminant levels in the soil would warrant OSHA 40-hour HAZWOPER training for workers disturbing the soil during post-remediation construction activities. This sampling would consist of compositing discrete soil samples from borings advanced by direct push (see **Section 4.3**), or during test pits following the procedures outlined in **Section 4.2**.

4.10. Waste Characterization Sampling

Waste classification sampling may be conducted to characterize soil, liquids and/or groundwater for the purpose of proper off-site waste disposal. Specific methods for sampling liquid and solid wastes are briefly discussed below.

4.10.1. Solid Waste

Solid sampling methods include utilizing dedicated stainless steel or HDPE scoops/shovels, triers, and thiefs. Scoops and shovels are the preferred method for sampling solids from piles or containers. Stainless steel triers are similar to a scoop and are used for the collection of a core sample of a solid material.

4.10.2. Liquid Waste

Liquid sampling methods include utilizing dedicated dippers, glass tube samplers, pump and tubing, kemmerer bottles, and Bacon Bomb samplers. Dippers are used to collect samples from the surface of the liquid and are appropriate for wastes that are homogeneous. Glass tube samplers consist of glass tubes of varying length and diameter used to collect a full-depth liquid sample from a drum or similar container. Pump and tubing (e.g., bladder pump or peristaltic pump) are used to collect liquid samples from a depth (up to approximately 20 feet below grade), and are typically relied upon for sampling subsurface structures, such as underground storage tanks. To minimize the loss of volatile organic components in the liquid, the lowest achievable flow rate is utilized for collecting the sample by this method. Kemmerer bottles and Bacon Bomb samplers are discrete-depth samplers. These samplers are lowered into the liquid and opened to collect a sample at a desired depth.

4.10.3. Grab versus Composite Sampling

Waste characterization of a liquid or a solid can involve grab or composite sampling depending upon the homogeneity and the volume of the waste. Grab sampling consists of collecting a discrete sample or samples of a material and submitting each sample for separate analysis. Grab sampling is appropriate for characterizing small quantities of waste as well as waste streams of varying content (e.g., drums of different contents). Composite sampling consists of taking discrete grab samples of a material and combining them into a smaller number of samples for analysis. Composite sampling generally is appropriate for large volumes of a homogenous waste material, such as a pile of soil or construction debris. The specific number of composite and grab samples largely will depend upon the size and nature of the waste pile (i.e., cubic yards) as well as the analysis required for characterization of the waste.

4.11. Soil Gas Sampling

A direct-push drill rig will be utilized to drive rods with a decontaminated stainless steel probe to the desired sample depth, which will be a minimum of 5 feet bgs or two feet above the water table if groundwater is present at 5 feet. The soil gas probe will then be purged at a flow rate not greater than 0.2 liters/minute to evacuate one to three volumes using a photoionization detector (PID) with an integrated vacuum pump (MiniRAE 3000 or appropriate alternate). Peak and stabilized PID readings will be recorded prior to sample collection. Following the stabilization period, each probe will be connected to an evacuated laboratory-supplied 6-liter SUMMA® canister. SUMMA® canisters are passivated stainless steel vessels that have been cleaned and certified contaminant-free by the contract laborer. After connecting the SUMMA® canister to the soil gas probe, a regulator valve on the canister will be opened and the vacuum will slowly draw the sample into the canister over a period of 20 minutes. The samples will not be drawn at greater than 0.2 liters per minute. Quantitation limits for all analytes range between 1.6 ppbV and 4.0 ppbV, depending on the compound. After collecting the soil gas sample, the valve will be closed and disconnected from the soil gas probe. The soil-gas samples will be transported to a NYSDOH ELAP certified laboratory for TO-15 analysis.

Prior to sample collection, helium will be used as a tracer gas to evaluate the potential for infiltration of outdoor air into the sample. Subsequent rounds of soil gas sampling would include the use of tracer gas only if the initial round of sampling indicates that outdoor air has the potential to influence soil gas sample results.

When soil vapor samples are collected, the following conditions that may influence the interpretation of results will be documented:

- Identification of any nearby commercial or industrial buildings that likely uses volatile organic compounds;
- A sketch of the Site, showing streets, neighboring commercial or industrial facilities (with estimated distances to the Site, and soil-gas sampling locations);

- Weather conditions (e.g., precipitation, outdoor temperature, barometric pressure, wind speed and direction); and
- Any pertinent observations, such as odors or readings from field instrumentation.

4.12. Ambient Air Sampling

Ambient air samples will be collected with an evacuated laboratory-supplied 6-liter SUMMA® canister. SUMMA® canisters are passivated stainless steel vessels that have been cleaned and certified contaminant-free by the contract laborer. The sample will be set at an elevation of approximately 4 to 5 feet above grade, to represent breathing zone air quality conditions. The samples will not be drawn at greater than 0.2 liters per minute. After collecting the ambient air sample, the valve will be closed, and the canister will be labeled with the necessary information. The soil-gas samples will be transported to a NYSDOH ELAP certified laboratory for TO-15 analysis.

When ambient air samples are collected, the following conditions that may influence the interpretation of results will be documented:

- Identification of any nearby commercial or industrial buildings that likely uses volatile organic compounds;
- A sketch of the Site, showing streets, neighboring commercial or industrial facilities (with estimated distances to the Site, and soil-gas sampling locations);
- Weather conditions (e.g., precipitation, outdoor temperature, barometric pressure, wind speed and direction); and
- Any pertinent observations, such as odors or readings from field instrumentation.

4.13. QC Sample Collection

QC samples will include equipment blanks, trip blanks, field duplicates and MS/MSDs.

Equipment blanks will consist of distilled water and will be used to check for potential contamination of the equipment that may cause sample contamination. Equipment blanks will be collected by routing the distilled water through the sampling equipment prior to sample collection. Equipment blanks will be submitted to the laboratory at a frequency of one per day per matrix per type of equipment being used per parameter. Equipment blanks will not be collected with samples for analysis for TCLP parameters, parameters associated with wastewater samples, samples collected for disposal purposes, soil gas samples, chip samples, wipe samples and samples collected for grain size analyses.

Trip blanks will consist of distilled water (supplied by the laboratory) and will be used to assess the potential for volatile organic compound contamination of groundwater samples due to contaminant

migration during sample shipment and storage. Trip blanks will be transported to the site unopened, stored with the investigative samples, and kept closed until analyzed by the laboratory. Trip blanks will be submitted to the laboratory at a frequency of one per cooler that contains groundwater samples for analysis for VOCs.

Field duplicates are an additional aliquot of the same sample submitted for the same parameters as the original sample. Field duplicates will be used to assess the sampling and analytical reproducibility. Field duplicates will be collected by alternately filling sample bottles from the source being sampled. Field duplicates will be submitted at a frequency of one per 20 samples for all matrices and all parameters with the exception of TCLP parameters, parameters associated with wastewater samples, samples collected for waste characterization purposes, chip samples, wipe samples and samples collected for grain size analyses. Soil gas field duplicates will be obtained by using a tubing a T-splitter.

MSs and MSDs are two additional aliquots of the same sample submitted for the same parameters as the original sample. However, the additional aliquots are spiked with the compounds of concern. Matrix spikes provide information about the effect of the sample matrix on the measurement methodology. MS/MSDs will be submitted at a frequency of one per 20 investigative samples per matrix for organic parameters for soil, sediment, and groundwater. MSs will be submitted at a frequency of one per 20 investigative samples per matrix for inorganic parameters.

4.14. Sample Preservation and Containerization

The analytical laboratory will supply the sample containers for the chemical samples. These containers will be cleaned by the manufacturer to meet or exceed all analyte specifications established in the latest U.S. EPA's *Specifications and Guidance for Contaminant-Free Sample Containers*. Certificates of analysis are provided with each bottle lot and maintained on file to document conformance to EPA specifications. The containers will be pre-preserved, where appropriate (see **Table 2**).

Table 6 presents a summary of QC sample preservation and container requirements.

4.15. Equipment Decontamination

Re-usable HDPE, stainless steel, and aluminum sampling equipment shall be cleaned between each use in the following manner:

- Wash/scrub with a biodegradable degreaser ("Simple Green") if there is oily residue on equipment surface
- Tap water rinse
- Wash and scrub with Alconox and water mixture
- Tap water rinse
- Distilled/deionized water rinse

- Air dry

Cleaned equipment shall be wrapped in aluminum foil if not used immediately after air-drying.

Groundwater sampling pumps will be cleaned by washing and scrubbing with an Alconox/water mixture, rinsing with tap water and irrigating with distilled/deionized water.

5.0 DOCUMENTATION AND CHAIN-OF-CUSTODY

5.1. Sample Collection Documentation

5.1.1. Field Notes

Field team members will keep a field logbook to document all field activities. Field logbooks will provide the means of recording the chronology of data collection activities performed during the remediation. As such, entries will be described in as much detail as possible so that a particular situation could be reconstructed without reliance on memory.

The logbook will be a bound notebook with water-resistant pages. Logbook entries will be dated, legible, and contain accurate and inclusive documentation of the activity. The title page of each logbook should contain the following:

- Person to whom the logbook is assigned
- The logbook number
- Project name and number
- Site name and location
- Project start date
- End date

Entries into the logbook will contain a variety of information. At the beginning of each entry, the date, start time, weather, and names of sampling team members present will be entered. Each page of the logbook will be signed and dated by the person making the entry. All entries will be made in permanent ink, signed, and dated and no erasures or obliterations will be made. If an incorrect entry is made, the information will be crossed out with a single strike mark that is signed and dated by the sampler. The correction shall be written adjacent to the error.

Field activities will be fully documented. Information included in the logbook should include, but may not be limited to, the following:

- Chronology of activities, including entry and exit times
- Names of all people involved in sampling activities
- Level of personal protection used

- Any changes made to planned protocol
- Names of visitors to the site during sampling and reason for their visit
- Sample location and identification
- Changes in weather conditions
- Dates (month/day/year) and times (military) of sample collection
- Measurement equipment identification (model/manufacturer) and calibration information
- Sample collection methods and equipment
- Sample depths
- Whether grab or composite sample collected
- How sample composited, if applicable
- Sample description (color, odor, texture, etc.)
- Sample identification code
- Tests or analyses to be performed
- Sample preservation and storage conditions
- Equipment decontamination procedures
- QC sample collection
- Unusual observations
- Record of photographs
- Sketches or diagrams
- Signature of person recording the information

Field logbooks will be reviewed on a daily basis by the Field Team Leader. Logbooks will be supported by standardized forms.

5.1.2. Chain-of-Custody Records

On a regular basis (daily or on such a basis that all holding times will be met), samples will be transferred to the custody of the respective laboratories, via third-party commercial carriers or via laboratory courier service.

Chain-of-custody records are initiated by the samplers in the field. The field portion of the custody documentation should include: (1) the project name; (2) signatures of samplers; (3) the sample number, date and time of collection, and whether the sample is grab or composite; (4) signatures of individuals involved in sampling; and (5) if applicable, air bill or other shipping number. Sample receipt and log-in procedures at the laboratory are described in **Section 5.2.2** of this Plan.

5.1.3. Sample Labeling

Immediately upon collection, each sample will be labeled with a pre-printed adhesive label, which includes the date and time of collection, sampler's initials, tests to be performed, preservative (if applicable), and a unique identifier.

A. The following identification scheme will be used:

Soil borings will be assigned sequential numbers. For soil samples collected from soil borings, sample numbers will be assigned as follows:

GZ-#(sampling interval)

Example:
Sample GZ-4(4-6') = soil sample collected from soil boring #4 at a depth of 5-6' below grade.

Groundwater wells will be assigned sequential numbers. Groundwater samples will be identified by the well that the sample was collected from.

Examples:
GMW-01 = groundwater sample collected from permanent well point #1

Sub-slab soil vapor/soil vapor/ambient air will be assigned numbers coordinating with the adjacent soil boring or a sequential number due to sample names being identical to a previous Site sampling event. Vapor samples will be identified by the soil gas point that the sample was collected from.

Examples:
GSV-01 = Soil vapor sample collected from the soil gas point
OA-01 = Outdoor ambient air sample

Duplicate samples will be labeled as blind duplicates by giving them sample numbers indistinguishable from a normal sample.

Blanks should be spelled out and identify the associated matrix, e.g., Equipment Blank, Soil

MS/MSDs will be noted in the Comments column of the COC.

B. The analysis required will be indicated for each sample.

Example: SVOC

C. Date taken will be the date the sample was collected, using the format: MM-DD-YY.

Example: 04-22-22

D. Time will be the time the sample was collected, using military time.

Example: 14:30

E. The sampler's name will be printed in the "Sampled By" section.

F. Other information relevant to the sample.

Example: Equipment Blank

An example sample label is presented below:

Job No:	XXXXXXXXX
Client:	Name
Sample No:	GZ-01(5-5.5')
Matrix:	Soil
Date Taken:	5/22/24
Time Taken:	14:30
Sampler:	B. Smith
Analysis:	SVOC

Job No. _____
Client: _____
Sample Number _____
Date _____ Sample Time _____
Sample Matrix _____
Grab or Composite (explain) _____
Preservatives _____
Analyses _____
Sampler Signature_____

This sample label contains the authoritative information for the sample. Inconsistencies with other documents will be settled in favor of the vial or container label unless otherwise corrected in writing from the field personnel collecting samples or the QEP.

5.2. Sample Custody

Custody is one of several factors that are necessary for the admissibility of environmental data as evidence in a court of law. Custody procedures help to satisfy the two major requirements for admissibility: relevance and authenticity. Sample custody is addressed in three parts: field sample collection, laboratory analysis, and final evidence files.

A sample or evidence file is considered to be under a person's custody if

- the item is in the actual possession of a person

- the item is in the view of the person after being in actual possession of the person
- the item was in the actual physical possession of the person but is locked up to prevent tampering
- the item is in a designated and identified secure area

5.2.1. Field Custody Procedures

Samples will be collected following the sampling procedures documented in **Section 4.0** of this Plan. Documentation of sample collection is described in **Section 5.1** of this Plan. Sample chain-of-custody and packaging procedures are summarized below. These procedures are intended to ensure that the samples will arrive at the laboratory with the chain-of-custody intact.

- The field sampler is personally responsible for the care and custody of the samples until they are transferred or dispatched properly. Field procedures have been designed such that as few people as possible will handle the samples.

- All bottles will be identified by the use of sample labels with sample numbers, sampling locations, date/time of collection, and type of analysis.

- Sample labels will be completed for each sample using waterproof ink unless prohibited by weather conditions. For example, a logbook notation would explain that a pencil was used to fill out the sample label because the pen would not function in wet weather.

- Samples will be accompanied by a properly completed chain-of-custody form. The sample numbers and locations will be listed on the chain-of-custody form. When transferring the possession of samples, the individuals relinquishing and receiving will sign, date, and note the time on the record. This record documents the transfer of custody of samples from the sampler to another person, to a mobile laboratory, to the permanent laboratory, or to/from a secure storage location.

- All shipments will be accompanied by the chain-of-custody record identifying the contents. The original record will accompany the shipment, and copies will be retained by the sampler and placed in the project files.

- Samples will be properly packaged for shipment and dispatched to the appropriate laboratory for analysis, with a separate signed custody record enclosed in and secured to the inside top of each sample box or cooler. If third party commercial carriers are used for transfer to the laboratory, shipping containers will be secured with strapping tape and custody seals prior to shipment. The custody seals will be attached to the front right and back left of the cooler and covered with clear plastic tape after being signed by field personnel. The cooler will be strapped shut with strapping tape in at least two locations.

- If the samples are sent by third party commercial carrier, the air bill will be used. Air bills will be retained as part of the permanent documentation. Commercial carriers are not required to sign off

on the custody forms since the custody forms will be sealed inside the sample cooler and the custody seals will remain intact.

- Samples remain in the custody of the sampler until transfer of custody is completed. This consists of delivery of samples to the laboratory courier or sample custodian, and signature of the laboratory courier or sample custodian on chain-of-custody document as receiving the samples and signature of sampler as relinquishing samples.

5.2.2. Laboratory Custody Procedures

Samples will be received and logged in by a designated sample custodian or his/her designee. Upon sample receipt, the sample custodian will

- Examine the shipping containers to verify that the custody tape is intact,
- Examine all sample containers for damage,
- Determine if the temperature required for the requested testing program has been maintained during shipment and document the temperature on the chain-of-custody records,
- Compare samples received against those listed on the chain-of-custody,
- Verify that sample holding times have not been exceeded,
- Examine all shipping records for accuracy and completeness,
- Determine sample pH (if applicable) and record on chain-of-custody forms,
- Sign and date the chain-of-custody immediately (if shipment is accepted) and attach the air bill,
- Note any problems associated with the coolers and/or samples on the cooler receipt form and notify the Laboratory Project Manager, who will be responsible for contacting the QEP,
- Attach laboratory sample container labels with unique laboratory identification and test, and
- Place the samples in the proper laboratory storage.

Following receipt, samples will be logged in according to the following procedure:

- The samples will be entered into the laboratory tracking system. At a minimum, the following information will be entered: project name or identification, unique sample numbers (both client and internal laboratory), type of sample, required tests, date and time of laboratory receipt of samples, and field ID provided by field personnel.
- The Laboratory Project Manager will be notified of sample arrival.
- The completed chain-of-custody, air bills, and any additional documentation will be placed in the final evidence file.

6.0 CALIBRATION PROCEDURES

6.1. Field Instruments

Field instruments will be calibrated according to the manufacturer's specifications. Calibration procedures performed will be documented in the field logbook and will include the date/time of

calibration, name of person performing the calibration, reference standard used, temperature at which the readings were taken, and the readings.

6.2. Laboratory Instruments

Calibration procedures for a specific laboratory instrument will consist of initial calibrations, initial calibration verifications, and/or continuing calibration verification. Detailed descriptions of the calibration procedures for a specific laboratory instrument are included in the laboratory's standard operating procedures (SOPs), which describe the calibration procedures, their frequency, acceptance criteria, and the conditions that will require recalibration. These procedures are as required in the respective analytical methodologies (summarized in **Table 2** of this Plan). The initial calibration associated with all analyses must contain a low-level calibration standard which is less than or equal to the quantitation limit.

7.0 SAMPLE PREPARATION AND ANALYTICAL PROCEDURES

No field analyses are anticipated for this program. If site conditions were to warrant field analysis, the responsible contractor will prepare an addendum establishing the field analytical procedures. Analyses of all samples will be performed by NYSDOH ELAP certified laboratories. **Table 2** summarizes the analytical methods to be used during the remediation.

8.0 DATA REDUCTION, VALIDATION, AND REPORTING

Appropriate QC measures will be used to ensure the generation of reliable data from sampling and analysis activities. Proper collection and organization of accurate information followed by clear and concise reporting of the data is a primary goal in this project. Complete data packages suitable for data validation will be provided by the analytical laboratory.

For all analyses, the laboratory will report results that are below the laboratory's reporting limit; these results will be qualified as estimated (J) by the laboratory. The laboratory may be required to report tentatively identified compounds (TICs) for the VOC and SVOC analyses; this will be requested by the sampler on an as-needed basis. A Data Usability Summary Report (DUSR) will be prepared and will be included in the Remedial Investigation Report (RIR). Qualifications of the DUSR preparer can be found in **Attachment A.**

8.1. Data Evaluation/Validation

8.1.1. Field Data Evaluation

Measurements and sample collection information will be transcribed directly into the field logbook or onto standardized forms. If errors are made, results will be legibly crossed out, initialed and dated by

the person recording the data, and corrected in a space adjacent to the original (erroneous) entry. Daily reviews of the field records by the Field Team Leader will ensure that:

- Logbooks and standardized forms have been filled out completely and that the information recorded accurately reflects the activities that were performed.
- Records are legible and in accordance with good record keeping procedures, i.e., entries are signed and dated, data are not obliterated, changes are initialed, dated, and explained.
- Sample collection, handling, preservation, and storage procedures were conducted in accordance with the protocols described in the Plan, and that any deviations were documented and approved by the appropriate personnel.

8.1.2. Data Usability

A Data Usability Summary Report (DUSR) will be prepared in accordance with the DER Technical Guidance for Site Investigation and Remediation (DER-10).

The data usability evaluation will include reviewing the quality assurance/quality control (QA/QC) information including: (1) chain-of-custody; (2) the summary QA/QC information provided by the laboratory; and (3) the project narrative.

For each data package the following questions will be evaluated:

- Is the data package complete as defined under the requirements for the NYSDEC ASP Category B, USEPA CLP deliverables or other standards/guidance?
- Have all holding times and preservation requirements been met?
- Do the quality control (QC) data fall within the laboratory and project established limits and specifications?

8.2. <u>Identification and Treatment of Outliers</u>

Any data point which deviates markedly from others in its set of measurements will be investigated; however, the suspected outlier will be recorded and retained in the data set. One or both of the following tests will be used to identify outliers.

Dixon's test for extreme observations is an easily computed procedure for determining whether a single very large or very small value is consistent with the remaining data. The one-tailed t-test for difference may also be used in this case. It should be noted that these tests are designed for testing a single value. If more than one outlier is suspected in the same data set, other statistical sources may be consulted and the most appropriate test of hypothesis will be used and documented, if warranted.

Since an outlier may result from unique circumstances at the time of sample analysis or data collection, those persons involved in the analysis and data reduction will be consulted. This may provide an experimental reason for the outlier. Further statistical analysis may be performed with and without the outlier to determine its effect on the conclusions. In many cases, two data sets may be reported, one including, and one excluding the outlier.

In summary, every effort will be made to include the outlying values in the reported data. If the value is rejected, it will be identified as an outlier, reported with its data set and its omission noted.

9.0 INTERNAL QUALITY CONTROL

The subcontracting laboratories' Quality Assurance Project Plans will identify the supplemental internal analytical quality control procedures to be used. At a minimum, this will include:

- Matrix spike and/or matrix spike duplicate samples
- Matrix duplicate analyses
- Laboratory control samples
- Instrument calibrations
- Instrument tunes for SW-846 8260B and 8270C and EPA Method TO-15 analyses
- Method and/or instrument blanks
- Surrogate spikes for organic analyses
- Internal standard spikes for SW-846 8260B and 8270C and EPA Method TO-15 analyses
- Quantitation limit determination and confirmation by analysis of low-level calibration standard

As outline on **Table 5** and summarized in **Section 4.13**, field quality control samples will include:

- Equipment blanks
- Field duplicate samples
- Trip blanks
- MS/MSDs

10.0 CORRECTIVE ACTION

The entire sampling program will be under the direction of the QEP. The emphasis in this program is on preventing problems by identifying potential errors, discrepancies, and gaps in the data-collection-laboratory-analysis-interpretation process. Any problems identified will be promptly resolved. Likewise, follow-up corrective action is always an option in the event that preventative corrective actions are not totally effective.

The acceptance limits for the sampling and analyses to be conducted in this program will be those stated in the method or defined by other means in the Plan. Corrective actions are likely to be immediate in nature and most often will be implemented by the contracted laboratory analyst or the Program Manager. The corrective action will usually involve recalculation, reanalysis, or resampling.

10.1. Immediate Corrective Action

Corrective action in the field may be needed when the sample network is changed (i.e., more/less samples, sampling locations other than those specified in the Plan), or when sampling procedures and/or field analytical procedures require modification, etc. due to unexpected conditions. The field team may identify the need for corrective action. The Field Team Leader will approve the corrective action and notify the Program Manager. The Program Manager will approve the corrective measure. The Field Team Leader will ensure that the corrective measure is implemented by the field team.

Corrective actions will be implemented and documented in the field logbook. Documentation will include:

- A description of the circumstances that initiated the corrective action,
- The action taken in response,
- The final resolution, and
- Any necessary approvals

No staff member will initiate corrective action without prior communication of findings through the proper channels.

Corrective action in the laboratory may occur prior to, during, and after initial analyses. A number of conditions such as broken sample containers, omissions or discrepancies with chain-of-custody documentation, low/high pH readings, and potentially high concentration samples may be identified during sample log-in or just prior to analysis. Following consultation with laboratory analysts and Laboratory Section Leaders, it may be necessary for the Laboratory QA Manager to approve the implementation of corrective action. The laboratory SOPs specify some conditions during or after analysis that may automatically trigger corrective action or optional procedures. These conditions may include dilution of samples, additional sample extract cleanup, automatic reinjection/reanalysis when certain QC criteria are not met, loss of sample through breakage or spillage, etc.

The analyst may identify the need for corrective action. The Laboratory Section Leader, in consultation with the staff, will approve the required corrective action to be implemented by the laboratory staff. The Laboratory QA Manager will ensure implementation and documentation of the corrective action. If the nonconformance causes project objectives not to be achieved, the QEP will be notified. The QEP will notify the Program Manager, who in turn will contact all levels of project management for concurrence with the proposed corrective action.

These corrective actions are performed prior to release of the data from the laboratory. The corrective action will be documented in both the laboratory's corrective action files, and the narrative data report sent from the laboratory to the Program Manager. If the corrective action does not rectify the situation,

the laboratory will contact the Program Manager, who will determine the action to be taken and inform the appropriate personnel.

If potential problems are not solved as an immediate corrective action, the contractor will apply formalized long-term corrective action, if necessary.

FIGURES

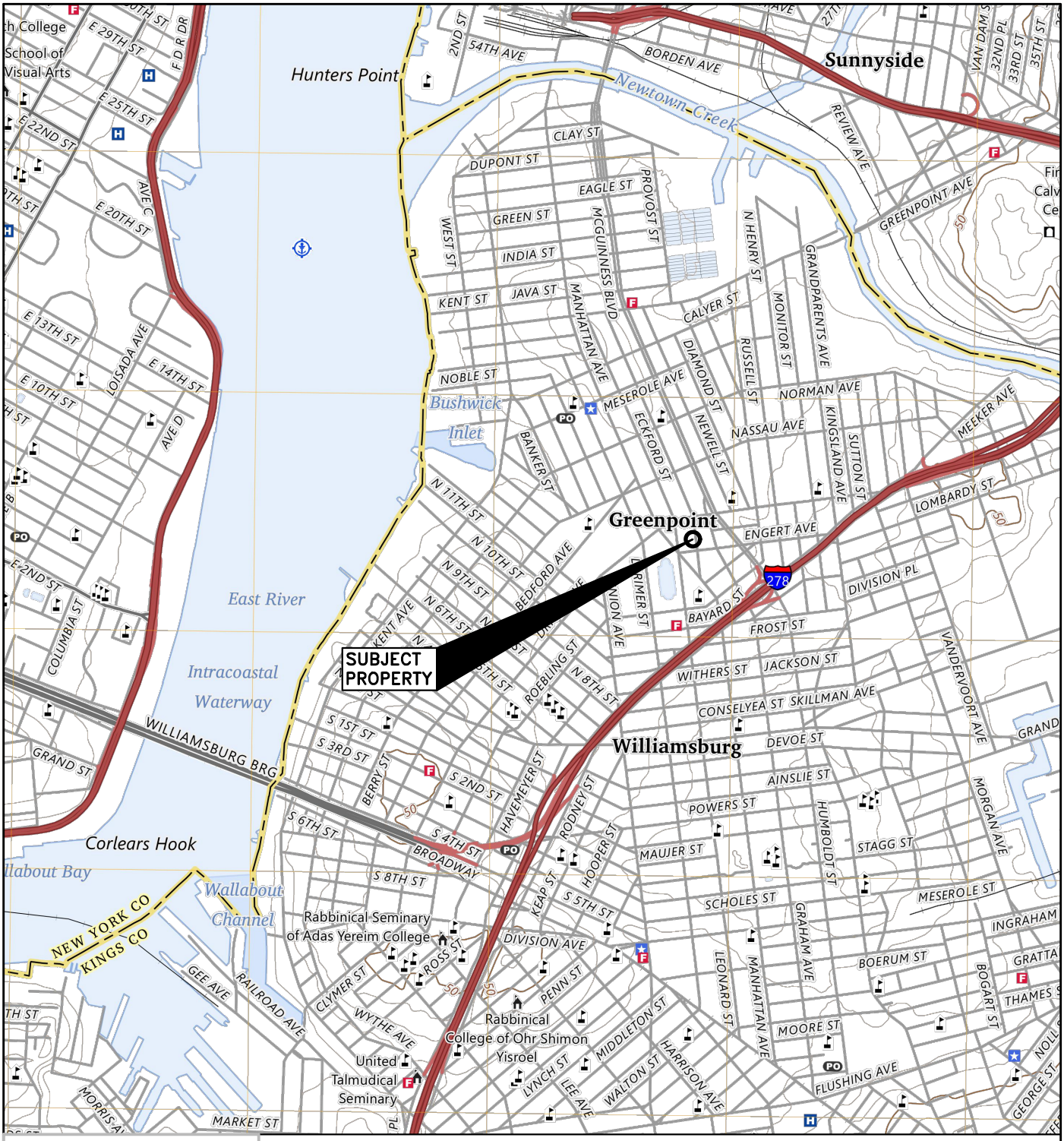

NEW YORK

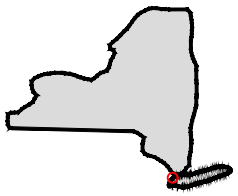

QUADRANGLE LOCATION

SOURCE:

USGS TOPOGRAPHIC MAPS: BROOKLYN, NEW YORK (2023). CONTOUR INTERVAL 10FT., NAVD-1988, ORIGINAL SCALE 1:24,000 (1IN.=2,000FT.).

N
W E
S

UNLESS SPECIFICALLY STATED BY WRITTEN AGREEMENT, THIS DRAWING IS THE SOLE PROPERTY OF GZA GEOENVIRONMENTAL, INC. (GZA). THE INFORMATION SHOWN ON THE DRAWING IS SOLELY FOR USE BY GZA'S CLIENT OR THE CLIENT'S DESIGNATED REPRESENTATIVE FOR THE SPECIFIC PROJECT AND LOCATION IDENTIFIED ON THE DRAWING. THE DRAWING SHALL NOT BE TRANSFERRED, REUSED, COPIED, OR ALTERED IN ANY MANNER FOR USE AT ANY OTHER LOCATION OR FOR ANY OTHER PURPOSE WITHOUT THE PRIOR WRITTEN CONSENT OF GZA. ANY TRANSFER, REUSE, OR MODIFICATION TO THE DRAWING BY THE CLIENT OR OTHERS, WITHOUT THE PRIOR WRITTEN EXPRESS CONSENT OF GZA, WILL BE AT THE USER'S SOLE RISK AND WITHOUT ANY RISK OR LIABILITY TO GZA.

55 ECKFORD STREET
BROOKLYN, NEW YORK

PREPARED BY:
GZA GeoEnvironmental of NY
Engineers and Scientists
www.gza.com

PREPARED FOR:
55 ECKFORD ST LLC

SUBJECT PROPERTY LOCATION MAP

PROJ MGR: VW	REVIEWED BY: SK	CHECKED BY: SK	FIGURE 1
DESIGNED BY: VW	DRAWN BY: NQ	SCALE: 1"=2000'	
DATE: JUNE 2024	PROJECT NO. 41.0163263.00	REVISION NO. -	SHEET NO. 1 OF 10

© 2022 – GZA GeoEnvironmental of NY.
GZA–J:\Active 163200 to 163299\163263.00 – 55 Eckford St BCP\Drawings\GZA CAD\GZANY–2022 – FEET (REPORT FIGURES).dwg [FIG 1 8.5x11] May 17, 2024 – 3:05pm Nolan.Quinn

TABLES

Table 1 A
Soil Criteria Table

55 Eckford Street
Brooklyn, New York
BCP Site No. C224168
QAPP/FSP

Contaminant	Protection of Public Health					Protection of Ecological Resources[n]	Protection of Groundwater
	Unrestricted Use	Residential	Restricted-Residential	Commercial	Industrial		
All soil cleanup objectives (SCOs) are in parts per million (ppm); approximately equivalent to mg/kg.							
Metals							
Arsenic	13 [m]	16 [f]	17 [f]	18 [f]	19 [f]	13 [f]	16 [f]
Barium	350 [m]	350 [f]	400	400	10,000 [d]	433	820
Beryllium	7.2	14	72	590	2,700	10	47
Cadmium	2.5 [m]	2.5 [f]	4.3	9.3	60	4	7.5
Chromium, hexavalent [h]	1 [l]	22	110	400	800	1 [e]	19
Chromium, trivalent[h]	30 [m]	36	180	1,500	6,800	41	NS
Copper	50	270	270	270	10,000 [d]	50	1,720
Total Cyanide [h]	27	27	27	27	10,000 [d]	NS	40
Lead	63 [m]	400	400	1,000	3,900	63 [f]	450
Manganese	1600 [m]	2,000 [f]	2,000 [f]	10,000 [d]	10,000 [d]	1600 [f]	2,000 [f]
Total Mercury	0.18 [m]	0.81 [j]	0.81 [j]	2.8 [j]	5.7 [j]	0.18 [f]	0.73
Nickel	30	140	310	310	10,000 [d]	30	130
Selenium	3.9 [m]	36	180	1,500	6,800	3.9 [f]	4 [f]
Silver	2	36	180	1,500	6,800	2	8.3
Zinc	109 [m]	2200	10,000 [d]	10,000 [d]	10,000 [d]	109 [f]	2,480
PCBs/Pesticides							
2,4,5-TP Acid (Silvex)	3.8	58	100 [a]	500 [b]	1,000 [c]	NS	3.8
4,4'-DDE	0.0033 [l]	1.8	8.9	62	120	0.0033 [e]	17
4,4'-DDT	0.0033 [l]	1.7	7.9	47	94	0.0033 [e]	136
4,4'-DDD	0.0033 [l]	2.6	13	92	180	0.0033 [e]	14
Aldrin	0.005 [m]	0.019	0.097	0.68	1.4	0.14	0.19
alpha-BHC	0.02	0.097	0.48	3.4	6.8	0.04 [g]	0.02
beta-BHC	0.036	0.072	0.36	3	14	0.6	0.09
Chlordane (alpha)	0.094	0.91	4.2	24	47	1.3	2.9
delta-BHC	0.04	100 [a]	100 [a]	500 [b]	1,000 [c]	0.04 [g]	0.25
Dibenzofuran	7	14	59	350	1,000 [c]	NS	210
Dieldrin	0.005 [m]	0.039	0.2	1.4	2.8	0.006	0.1
Endosulfan I	2.4	4.8 [i]	24 [i]	200 [i]	920 [i]	NS	102
Endosulfan II	2.4	4.8 [i]	24 [i]	200 [i]	920 [i]	NS	102
Endosulfan sulfate	2.4	4.8 [i]	24 [i]	200 [i]	920 [i]	NS	1,000 [c]
Endrin	0.014	2.2	11	89	410	0.014	0.06
Heptachlor	0.042	0.42	2.1	15	29	0.14	0.38
Lindane	0.1	0.28	1.3	9.2	23	6	0.1
Polychlorinated biphenyls	0.1	1	1	1	25	1	3.2
Semivolatiles							
Acenaphthene	20	100 [a]	100 [a]	500 [b]	1,000 [c]	20	98
Acenapthylene	100 [k]	100 [a]	100 [a]	501 [b]	1,000 [c]	NS	107
Anthracene	100 [k]	100 [a]	100 [a]	502 [b]	1,000 [c]	NS	1,000 [c]
Benz(a)anthracene	1 [m]	1 [f]	1 [f]	5.6	11	NS	1 [f]
Benzo(a)pyrene	1 [m]	1 [f]	1 [f]	1 [f]	1.1	2.6	22
Benzo(b)fluoranthene	1 [m]	1 [f]	1 [f]	5.6	11	NS	1.7
Benzo(g,h,i)perylene	100	100 [a]	100 [a]	500 [b]	1,000 [c]	NS	1,000 [c]
Benzo(k)fluoranthene	0.8 [m]	1	3.9	56	110	NS	1.7
Chrysene	1 [m]	1 [f]	3.9	56	110	NS	1 [f]
Dibenz(a,h)anthracene	0.33 [l]	0.33 [e]	0.33 [e]	0.56	1.1	NS	1,000 [c]
Fluoranthene	100 [k]	100 [a]	100 [a]	500 [b]	1,000 [c]	NS	1,000 [c]
Fluorene	30	100 [a]	100 [a]	500 [b]	1,000 [c]	30	386
Indeno(1,2,3-cd)pyrene	0.5 [m]	0.5 [f]	0.5 [f]	5.6	11	NS	8.2
m-Cresol	0.33 [l]	100 [a]	100 [a]	500 [b]	1,000 [c]	NS	0.33 [e]
Naphthalene	12	100 [a]	100 [a]	500 [b]	1,000 [c]	NS	12
o-Cresol	0.33 [l]	100 [a]	100 [a]	500 [b]	1,000 [c]	NS	0.33 [e]
p-Cresol	0.33 [l]	34	100 [a]	500 [b]	1,000 [c]	NS	0.33 [e]
Pentachlorophenol	0.8 [l]	2.4	6.7	6.7	55	0.8 [e]	0.8 [e]
Phenanthrene	100	100 [a]	100 [a]	500 [b]	1,000 [c]	NS	1,000 [c]
Phenol	0.33 [l]	100 [a]	100 [a]	500 [b]	1,000 [c]	30	0.33 [e]
Pyrene	100	100 [a]	100 [a]	500 [b]	1,000 [c]	NS	1,000 [c]

Table 1 A
Soil Criteria Table

55 Eckford Street
Brooklyn, New York
BCP Site No. C224168
QAPP/FSP

Contaminant	Protection of Public Health					Protection of Ecological Resources[n]	Protection of Groundwater
	Unrestricted Use	Residential	Restricted-Residential	Commercial	Industrial		
All soil cleanup objectives (SCOs) are in parts per million (ppm); approximately equivalent to mg/kg.							
Volatiles							
1,1,1-Trichloroethane	0.68	100 [a]	100 [a]	500 [b]	1,000 [c]	NS	0.68
1,1-Dichloroethane	0.27	19	26	240	480	NS	0.27
1,1-Dichloroethene	0.33	100 [a]	100 [a]	500 [b]	1,000 [c]	NS	0.33
1,2-Dichlorobenzene	1.1	100 [a]	100 [a]	500 [b]	1,000 [c]	NS	1.1
1,2-Dichloroethane	0.02 [m]	2.3	3.1	30	60	10	0.02 [f]
cis-1,2-Dichloroethene	0.25	59	100 [a]	500 [b]	1,000 [c]	NS	0.25
trans-1,2-Dichloroethene	0.19	100 [a]	100 [a]	500 [b]	1,000 [c]	NS	0.19
1,3-Dichlorobenzene	2.4	17	49	280	560	NS	2.4
1,4-Dichlorobenzene	1.8	9.8	13	130	250	20	1.8
1,4-Dioxane	0.1 [l]	9.8	13	130	250	0.1 [e]	0.1 [e]
Acetone	0.05	100[a]	100[b]	500 [b]	1,000 [c]	2.2	0.05
Benzene	0.06	2.9	4.8	44	89	70	0.06
Butylbenzene	12	100[a]	100[a]	500 [b]	1,000 [c]	NS	12
Carbon tetrachloride	0.76	1.4	2.4	22	44	NS	0.76
Chlorobenzene	1.1	100[a]	100[a]	500 [b]	1,000 [c]	40	1.1
Chloroform	0.37	10	49	350	700	12	0.37
Ethylbenzene	1	30	41	390	780	NS	1
Hexachlorobenzene	0.33 [l]	0.33[e]	1.2	6	12	NS	3.2
Methyl ethyl ketone	0.12	100 [a]	100 [a]	500 [b]	1,000 [c]	100 [a]	0.12
Methyl tert-butyl ether	0.93	62	100 [a]	500 [b]	1,000 [c]	NS	0.93
Methylene chloride	0.05	51	100 [a]	500 [b]	1,000 [c]	12	0.05
n-Propylbenzene	3.9	100 [a]	100 [a]	500 [b]	1,000 [c]	NS	3.9
sec-Butylbenzene	11	100 [a]	100 [a]	500 [b]	1,000 [c]	NS	11
tert-Butylbenzene	5.9	100 [a]	100 [a]	500 [b]	1,000 [c]	NS	5.9
Tetrachloroethene	1.3	5.5	19	150	300	2	1.3
Toluene	0.7	100 [a]	100 [a]	500 [b]	1,000 [c]	36	0.7
Trichloroethene	0.47	10	21	200	400	2	0.47
1,2,4-Trimethylbenzene	3.6	47	52	190	380	NS	3.6
1,3,5- Trimethylbenzene	8.4	47	52	190	380	NS	8.4
Vinyl chloride	0.02	0.21	0.9	13	27	NS	0.02
Xylene (mixed)	0.26	100 [a]	100 [a]	500 [b]	1,000 [c]	0.26	1.6
Per-and Polyfluoroalkyl Substances (PFAs)[o]							
PFOA	0.00066	0.0066	0.033	0.5	0.6	NS	0.0011
PFOS	0.00088	0.0088	0.044	0.44	0.44	NS	0.0037

Notes:
[a] The SCOs for residential, restricted-residential and ecological resources use were capped at a maximum value of 100 ppm
[b] The SCOs for commercial use were capped at a maximum value of 500 ppm
[c] The SCOs for industrial use and the protection of groundwater were capped at a maximum value of 1000 ppm
[d] The SCOs for metals were capped at a maximum value of 10,000 ppm.
[e] For constituents where the calculated SCO was lower than the contract required quantitation limit (CRQL), the CRQL is used as the SCO value
[f] For constituents where the calculated SCO was lower than the rural soil background concentration as determined by the Department and Department of Health rural soi survey, the rural soil background concentration is used as the Track 2 SCO value for this use of the site.
[g] This SCO is derived from data on mixed isomers of BHC.

[h] The SCO for this specific compound (or family of compounds) is considered to be met if the analysis for the total species of this contaminant is below the specific SCO.
[i] This SCO is for the sum of endosulfan I, endosulfan II, and endosulfan sulfate
[j] This SCO is the lower of the values for mercury (elemental) or mercury (inorganic salts)
[k] The SCOs for unrestricted use were capped at a maximum value of 100 ppm.
[l] For constituents where the calculated SCO was lower than the contract required quantitation limit (CRQL), the CRQL is used as the Track 1 SCO value
[m] For constituents where the calculated SCO was lower than the rural soil background concentration, as determined by the Department and Department of Health rura soil survey, the rural soil background concentration is used as the Track 1 SCO value for this use of the site.
[n] Protection of ecological resources SCOs were not developed for contaminants identified in Table 375-6.8(b) with "NS". Where such contaminants appear in Table 375 6.8(a), the applicant may be required by the Department to calculate a protection of ecological resources SCO according to the TSD.
[o] SCOs for PFAs are taken from the NYSDEC Sampling, Analysis, and Assessment of Per-and-Polyfluoroalkyl Substances (PFAS) under NYSDEC's Part 375 Remedial Programs dated April 2023.

Table 1B
Groundwater Criteria Table
55 Eckford Street, Brooklyn, NY
BCP Site No. C224168
QAPP/FSP

Contaminant	Aqueous Water Quality Standards[1], ug/L
Metals	
Antimony	3
Arsenic	---
Arsenic	25
Barium	1,000
Beryllium	3
Cadmium	5
Chromium, hexavalent	---
Chromium, trivalent	50
Copper	200
Cyanide	---
Iron	300
Lead	25
Magnesium	35,000
Manganese	300
Mercury	0.7
Nickel	100
Selenium	10
Silver	50
Sodium	20,000
Thallium	0.5
Zinc	2000
PCBs/Pesticides	
alpha-BHC	0.01
2,4,5-TP Acid (Silvex)	---
4,4'-DDD	0.3
4,4'-DDE	0.2
4,4'-DDT	0.2
Aldrin	---
beta-BHC	0.04
Chlordane (alpha)	---
Dibenzofuran	---
Dieldrin	0.004
Endosulfan I	0.12
Endosulfan II	0.12
Endosulfan sulfate	0.12
Endrin	---
Endrin aldehyde	5
Endrin ketone	5
gamma-BHC (Lindane)	0.05

Table 1B
Groundwater Criteria Table
55 Eckford Street, Brooklyn, NY
BCP Site No. C224168
QAPP/FSP

Contaminant	Aqueous Water Quality Standards[1], ug/L
PCBs/Pesticides, Con't.	
gamma-Chlordane	0.12
Heptachlor	0.04
Heptachlor epoxide	0.03
Lindane	---
Methoxychlor	35
Polychlorinated biphenyls	---
Toxaphene	0.06
Semivolatiles	
1,1'-Biphenyl	5
2,2'-oxybis(1-Chloropropane)	5
2,4,5-Trichlorophenol	1
2,4-Dichlorophenol	1
2,4-Dimethylphenol	50
2,4-Dinitrophenol	10
2,4-Dinitrotoluene	5
2,6-Dinitrotoluene	5
2-Chloronaphthalene	10
2-Chlorophenol	1
2-Methylnaphthalene	502
2-Methylphenol	1
2-Nitroaniline	5
2-Nitrophenol	1
3,3'-Dichlorobenzidine	5
3-Nitroaniline	5
4-Chloro-3-methylphenol	1
4-Chloroaniline	5
4-Methylphenol	1
4-Nitroaniline	5
4-Nitrophenol	1
Acenaphthene	20
Acenapthylene	202
Anthracene	50
Atrazine	7.5
Benz(a)anthracene	0.002
Benzo(a)pyrene	---
Benzo(b)fluoranthene	0.002
Benzo(g,h,i)perylene	52
Benzo(k)fluoranthene	0.002
bis(2-Chloroethoxy)methane	5

Table 1B
Groundwater Criteria Table
55 Eckford Street, Brooklyn, NY
BCP Site No. C224168
QAPP/FSP

Contaminant	Aqueous Water Quality Standards[1], ug/L
Semivolatiles, Con't.	
Bis(2-Chloroethyl)ether	1
bis(2-Ethylhexyl)phthalate	5
Butylbenzylphthalate	50
Chrysene	0.002
Dibenz(a,h)anthracene	502
Dibenzofuran	52
Diethylphthalate	50
Dimethylphthalate	50
Di-n-butylphthalate	50
Di-n-octylphthalate	50
Fluoranthene	50
Fluorene	50
Hexachlorobenzene	0.04
Hexachlorobutadiene	0.5
Hexachlorocyclopentadiene	5
Hexachloroethane	5
Indeno(1,2,3-cd)pyrene	0.002
Isophorone	50
m-Cresol	---
Naphthalene	10
Nitrobenzene	0.4
N-Nitrosodiphenylamine	50
o-Cresol	---
p-Cresol	---
Pentachlorophenol	1
Phenanthrene	50
Phenol	1
Pyrene	50
Volatiles	
1,1,1-Trichloroethane	5
1,1,2,2-Tetrachloroethane	5
1,1,2-Trichloro-1,2,2-trifluoroethane	5
1,1,2-Trichloroethane	1
1,1-Dichloroethane	5
1,1-Dichloroethene	5
1,1-Dichloroethylene	---
1,2,4-Trichlorobenzene	---

Table 1B
Groundwater Criteria Table
55 Eckford Street, Brooklyn, NY
BCP Site No. C224168
QAPP/FSP

Contaminant	Aqueous Water Quality Standards[1], ug/L
Volatiles, Con't.	
1,2,4-Trimethylbenzene	5
1,2-Dibromo-3-chloropropane	0.04
1,2-Dibromoethane	0.0006
1,2-Dichlorobenzene	3
1,2-Dichloroethane	0.6
1,2-Dichloropropane	1
1,3,5- Trimethylbenzene	---
1,3-Butadiene	---
1,3-Dichlorobenzene	3
1,3-Dichlorobenzene	---
1,4-Dichlorobenzene	3
1,4-Dichlorobenzene	---
1,4-Dioxane	1[2]
2-Butanone	50
2-Hexanone	50
4-Methyl-2-pentanone	502
Acetone	50
Benzene	1
Bromodichloromethane	50
Bromoform	50
Bromomethane	5
Butylbenzene	---
Carbon Disulfide	60
Carbon tetrachloride	5
Chlorobenzene	5
Chloroethane	5
Chloroform	7
Chloromethane	5
Cis- 1,3-Dichloropropene	0.4
cis-1,2-Dichloroethene	5
cis-1,2-Dichloroethylene	---
Cyclohexane	---
Dibromochloromethane	50
Dichlorodifluoromethane	5
Ethyl Acetate	---
Ethylbenzene	5
Freon 113	---
Hexachlorobenzene	---

Table 1B
Groundwater Criteria Table
55 Eckford Street, Brooklyn, NY
BCP Site No. C224168
QAPP/FSP

Contaminant	Aqueous Water Quality Standards[1], ug/L
Volatiles, Con't.	
Hexachlorobutadiene	---
Hexane	---
Isopropylbenzene	5
m,p-Xylene	---
m-Dichlorobenzene	---
Methyl Acetate	NS
Methyl ethyl ketone	---
Methyl Isobutyl Ketone	---
Methyl tert-butyl ether	10
Methylcyclohexane	---
Methylene chloride	5
n-Propylbenzene	---
o-Dichlorobenzene	---
o-Xylene	---
p-Dichlorobenzene	---
sec-Butylbenzene	---
Styrene	5
tert-Butylbenzene	---
Tertiary Butyl Alcohol	---
Tetrachloroethene	5
Toluene	5
trans-1,2-Dichloroethene	5
trans-l,3-Dichloropropene	0.4
Trichloroethene	5
Trichlorofluoromethane	5
Vinyl Acetate	---
Vinyl Chloride	2
Xylene (mixed)	5
Per- and Polyfluoroalkyl Substances (PFAS)	
PFOA	0.01[2]
PFOS	0.01[2]

Notes:

[1] - Division of Water Technical and Operational Guidance Values (TOGS) Ambient Water Quality Standards and Guidance Values (AWQS), ug/L

[2] - Guidance value for 1,4-Dioxane, PFOA, and PFOS is from the NYSDEC Guidance to Regulate PFOA, PFOS, and 1,4-Dioxane in State Waters, dated October 5, 2021

ug/L - micro gram per liter

Table 1C
Soil Vapor Criteria Table
55 Eckford Street, Brooklyn, NY
BCP Site No, C224168
QAPP/FSP

Volatile Organics in Air	CAS No.	NYSDOH Soil Vapor Intrusion Guidance Criteria				Toxicity	Decision Matrices
		1	2	3	4		A, B, C, D, E, and F
1,1,1-Trichloroethane	71556	2.5	20.6	-	-	L	B
1,1,2,2-Tetrachloroethane	79345	0.4	-	-	-	M	TD
1,1,2-Trichloroethane	79005	0.4	<1.5	-	-	H	TD
1,1-Dichloroethane	75343	0.4	<0.7	-	-	L	TD
1,1-Dichloroethene	75354	0.4	<1.4	-	-	M	A
1,2,4-Trichlorobenzene	120821	0.5	<6.8	-	-	NA	TD
1,2,4-Trimethylbenzene	95636	9.8	9.5	-	-	NA	D
1,2-Dibromoethane	106934	0.4	<1.5	-	-	H	TD
1,2-Dichlorobenzene	95501	0.5	<1.2	-	-	M	TD
1,2-Dichloroethane	107062	0.4	<0.9	-	-	H	TD
1,2-Dichloropropane	78875	0.4	<1.6	-	-	M	TD
1,3,5-Trimethybenzene	108678	3.9	3.7	-	-	M	D
1,3-Butadiene	106990	-	<3.0	-	-	H	TD
1,3-Dichlorobenzene	541731	0.5	<2.4	-	-	M	TD
1,4-Dichlorobenzene	106467	1.2	5.5	344	-	M	TD
1,4-Dioxane	123911	-	-	-	-	M	TD
2,2,4-Trimethylpentane	540841	5	-	-	-	M	D
2-Butanone	78933	16	12	-	-	M	TD
2-Hexanone	591786	-	-	-	-	NA	TD
3-Chloropropene	107051	-	-	-	-	M	TD
4-Ethyltoluene	622968	-	3.6	-	-	NA	TD
4-Methyl-2-pentanone	108101	1.9	6	-	-	M	TD
Acetone	67641	115	98.9	45.8	-	L	TD
Benzene	71432	13	9.4	10	-	H	D
Benzyl chloride	100447	-	<6.8	-	-	H	TD
Bromodichloromethane	75274	-	-	-	-	M	TD
Bromoform	75252	-	-	-	-	M	TD
Bromomethane	74839	0.5	<1.7	-	-	M	TD
Carbon disulfide	75150	-	4.2	-	-	M	TD
Carbon tetrachloride	56235	1.3	<1.3	1.1	-	H	A
Chlorobenzene	108907	0.4	<0.9	-	-	M	TD
Chloroethane	75003	0.4	<1.1	-	-	L	TD
Chloroform	67663	1.2	1.1	6.34	-	H	TD
Chloromethane	74873	4.2	3.7	-	-	M	TD
cis-1,2-Dichloroethene	156592	0.4	<1.9	-	-	M	A
cis-1,3-Dichloropropene	10061015	0.4	<2.3	-	-	NA	TD
Cyclohexane	110827	6.3	-	-	-	L	D

Table 1C
Soil Vapor Criteria Table
55 Eckford Street, Brooklyn, NY
BCP Site No, C224168
QAPP/FSP

Volatile Organics in Air	CAS No.	NYSDOH Soil Vapor Intrusion Guidance Criteria				Toxicity	Decision Matrices
		1	2	3	4		A, B, C, D, E, and F
Dibromochloromethane	124481	-	-	-	-	NA	TD
Dichlorodifluoromethane	75718	10	16.5	-	-	NA	TD
Ethanol	64175	1300	210	-	-	L	TD
Ethyl Acetate	141786	-	5.4	-	-	M	TD
Ethylbenzene	100414	6.4	5.7	7.62	-	M	D
Freon-113	76131	2.5	3.5	-	-	L	TD
Freon-114	76142	0.4	<6.8	-	-	NA	TD
Heptane	142825	18	-	-	-	M	E
Hexachlorobutadiene	87683	0.5	<6.8	-	-	M	TD
Isopropanol	67630	-	-	-	-	M	TD
Methyl tert butyl ether	1634044	14	11.5	36	-	M	TD
Methylene chloride	75092	16	10	7.5	60	NA	B
Napthalene	91203	-	20.9	-	-	M	D
n-Hexane	110543	14	10.2	-	-	M	E
o-Xylene	95476	7.1	7.9	7.24	-	M	D
p/m-Xylene	179601231	11	22.2	22.2	-	M	E
Styrene	100-42-5	1.4	1.9	5.13	-	M	TD
Tertiary butyl Alcohol	75-65-0	-	-	-	-	NA	TD
Tetrachloroethene (PCE)	127184	2.5	15.9	6.01	30	H	B
Tetrahydrofuran	109999	0.8	-	-	-	M	TD
Toluene	108883	57	43	39.8	-	L	F
trans-1,2-Dichloroethene	156605	-	-	-	-	NA	TD
trans-1,3-Dichloropropene	10061026	NC	<1.3	-	-	NA	TD
Trichloroethene	79016	0.5	4.2	1.36	2	H	A
Trichlorofluoromethane	75694	12	18.1	-	-	L	TD
Vinyl bromide	593602	-	-	-	-	H	TD
Vinyl chloride	75014	0.4	<1.9	-	-	H	C

Notes:
ND - Non-detect
TD -To be determined based on the NYSDOH VI Decision
Results are shown as micgrograms per cubic meter (ug/m^3)

NYSDOH Soil Vapor Intrusion Guidance Criteria
1 - Table C-1 2003 Upper Fence Study of Volatile Organic Chemicals in air of Fuel Oil Heated Homes for Indoor Air
2 - Table C-2 2001 USEPA BASE 90th Percentile for Indoor Air
3 -Table C-5 2005 Health Effects Institute 95th Percentile for Indoor Air
4 -NYSDOH Air Guidance Value

Toxicities from 6NYCRR Part 212 - DAR-1 Appendix C/SCG/ACG
(H) HIGH Toxicity Contaminant.
(M) MODERATE Toxicity Contaminant.
(L) LOW Toxicity Contaminant. [illegible]easonable - Take reasonable/practical actions to identify source/reduce exposure

NYSDOH Decision Matrices :
Matrix A: Sub-Slab >6 , Indoor Air >1
Matrix B: Sub-Slab >100 , Indoor Air > 10
Matrix C: Sub-Slab >6 , Indoor Air > 0.2
Matrix D: Sub-Slab >60 , Indoor Air >10
Matrix E: Sub-Slab >200 , Indoor Air >20
Matrix F: Sub-Slab > 300 , Indoor Air >50

Table 2
Typical Analytical Parameters, Methods, Preservation, Holding Time and Container Requirements
55 Eckford Street, Brooklyn, NY
BCP Site No. C224168
QAPP/FSP

Sample Matrix	Analytical Parameter	Sample Type[1]	No. of Samples[2]	EPA Analytical Method	Sample Preservation	Holding Time[3]	Sample Container[4]
Soil	VOCs (TCL)	Discrete	74	SW-846 Method 8260C/5035	1 - Methanol, 2 - Water; Cool to 4° C; no headspace	14 days to analysis	(3) Vial
Soil	VOCs with Tentatively Identified Compounds (TICs) (TCL)	Discrete	8	SW-846 Method 8260C/5035	1 - Methanol, 2 - Water; Cool to 4° C; no headspace	14 days to analysis	(3) Vial
Soil	PCBs	Composite	52	SW-846 Method 8082A	Cool to 4^0 C	365 days to analysis	(1) 250 mL amber glass jar
Soil	Pesticides (TCL)	Composite	52	SW-846 Method 8081A	Cool to 4^0 C	14 days to extraction	(1) 250 mL amber glass jar
Soil	SVOCs (TCL)	Composite	74	SW-846 Method 8270D	Cool to 4° C	14 days to extraction	(1) 250 mL amber glass jar
Soil	SVOCs with TICs (TCL)	Composite	8	SW-846 Method 8270D	Cool to 4° C	14 days to extraction	(1) 250 mL amber glass jar
Soil	1,4-Dioxane	Composite	8	SW-846 Method 8270D	Cool to 4° C	7 days to extraction	(2) 250 mL amber glass jars
Soil	Metals (TAL)	Composite	82	SW-846 Method 6010DSeries	Cool to 4^0 C	180 days to analysis	(1) 60 mL glass jar
Soil	Mercury	Composite	52	SW-846 Method 7471B	Cool to 4^0 C	28 days to analysis	(1) 60 mL glass jar
Soil	Cyanide	Composite	52	SW-846 Method 9010C/9012B	Cool to 4^0 C	14 days to analysis	(1) 250 mL amber glass jar
Soil	Herbicides	Composite	52	SW-846 Method 8151A	Cool to 4^0 C	14 days to extraction	(1) 250 mL amber glass jar
Soil	PFAs	Composite	8	EPA Method 1633	Cool to 4^0 C	14 Days	(1) 250 mL plastic container
Groundwater	VOCs (TCL)	Grab	5	SW-846 Method 8260C	HCl; Cool to 4^0 C; no headspace	14 days to analysis	(3) Vial
Groundwater	VOCs with TICs, including 1,4-Dioxane (TCL)	Grab	4	SW-846 Method 8260C	HCl; Cool to 4^0 C; no headspace	14 days to analysis	(3) Vial
Groundwater	1,4-Dioxane	Grab	4	SW-846 Method 8270D	Cool to 4^0 C	7 days to analysis	(2) 250 mL amber glass jar
Groundwater	SVOCs (TCL)	Grab	5	SW-846 Method 8270D	Cool to 4^0 C	7 days to extraction	(2) 250 mL amber glass jar
Groundwater	SVOCs with TICs (TCL)	Grab	4	SW-846 Method 8270D	Cool to 4^0 C	7 days to extraction	(2) 250 mL amber glass jar
Groundwater	Metals- total (TAL)	Grab	9	SW-846 Method 6020B/7470A Series	HNO_3; Cool to 4° C	28 days to analysis for Hg; 180 days to analysis for other	(1) 500 mL plastic container
Groundwater	Metals-dissolved (TAL)	Grab	9	SW-846 Method 6020B/7470A Series	HNO3; Cool to 4° C	28 days to analysis for Hg; 180 days to analysis for other metals	(1) 500 mL plastic container
Groundwater	Pesticides (TCL)	Grab	9	SW-846 Method 8081B	Cool to 4^0 C	7 days to extraction	(2) 120 mL amber glass jar
Groundwater	Herbicides (TCL)	Grab	9	SW-846 Method 8151A	Cool to 4^0 C	7 days to extraction	(2) 1000 mL amber glass jar
Groundwater	PCBs	Grab	9	SW-846 Method 8082A	Cool to 4^0 C	365 days to analysis	(1) 250 mL amber glass jar
Groundwater	Cyanide	Grab	9	SW-846 Method 9012A	Cool to 4^0 C	14 days to analysis	(1) 250 mL amber glass jar
Groundwater	Mercury	Grab	9	SW-846 Method 7470 A	HNO3; Cool to 4° C	28 days to analysis	(1) 250 mL plastic container
Groundwater	PFAs	Grab	4	EPA Method 1633	Cool to 4^0 C	14 Days	(1) 250 mL plastic container
Soil Gas	VOCs	Grab	6	EPA Method TO-15	None	14 days to analysis	(1) Evacuated 6-Liter SUMMA® canister

Notes:
[1] For soil samples, a six-inch sampling interval is the preferred sample size; however, sample volume recovery, analytical method requirements, and field conditions can affect the actual sample interval size. For these reasons, the actual sampling interval may change in order to obtain adequate volume.
[2] Actual number of samples may vary depending on field conditions, sample material availability, and field observations. See RIWP for estimates.
[3] Holding times listed are method holding time calculated from time of collection and not NYSDEC ASP holding times.
[4] MS/MSDs require duplicate volume for all parameters for solid matrices; MS/MSDs require triplicate volume for organic parameters for aqueous matrices and duplicate volume for inorganic parameters for aqueous matrices

Table 3
Typical Laboratory Data Quality Objectives
Soil Samples
55 Eckford Street, Brooklyn, NY
BCP Site No. C224168
QAPP/FSP

Parameter	Method	Matrix	Accuracy Control Limits	Accuracy Frequency Requirements	Precision (RPD) Control Limits	Precision Frequency Requirements
VOCs (TCL)	SW-846 Methods 8260B/5035	Soil	Surrogates % Rec. 1,2-Dichloroethane-d4 70-130 4-Bromofluorobenzene 70-130 Dibromofluoromethane 70-130 Toluene-d8 70-130 2-Chloroethoxyethane 70-130 Matrix Spikes 30-151% recovery	Surrogates: All samples, standards, QC samples Matrix Spikes: One per 30 per matrix type	Field Duplicates RPD <30 MS/MSDs (RPD) RPD <30	Field Duplicates: One per 20 per soils MS/MSDs: One per 30 per matrix type
VOCs with Tentatively Identified Compounds (TICs)	SW-846 Method 8260C	Soil	Surrogates % Rec. 1,2-Dichloroethane-d4 70-130 4-Bromofluorobenzene 70-130 Dibromofluoromethane 70-130 Toluene-d8 70-130 Matrix Spikes 36-162 % recovery	Surrogates: All samples, standards, QC samples Matrix Spikes: One per 20	Field Duplicates RPD <30 MS/MSDs RPD RPD<30	Field Duplicates: One per 20 MS/MSDs: One per 20
PCBs	SW-846 Method 8082A	Soil	Surrogates % Rec. 2,4,5,6-Tetrachloro-m-xylene 30-150 Decachlorobiphenyl 30-150 Matrix Spikes 40-140% recovery	Surrogates: All samples, standards, QC samples Matrix Spikes: One per 20 per matrix type	Field Duplicates RPD <50 MS/MSDs (RPD) RPD<50	Field Duplicates: One per 20 per soils MS/MSDs: One per 20 per matrix type
SVOCs	SW-846 Method 8270D	Soil	Surrogates % Rec. Phenol-d6 10-120 2-Fluorophenol 25-120 2,4,6-Tribromophenol 10-136 Nitrobenzene-d5 23-120 2-Fluorobiphenyl 30-120 4-Terphenyl-d14 18-120 Matrix Spikes 14-144% recovery	Surrogates: All samples, standards, QC samples Matrix Spikes: One per 50 per matrix type	Field Duplicates RPD <50 MS/MSDs (RPD)	Field Duplicates: One per 20 per soils MS/MSDs: One per 20 per matrix type
SVOCs with TICs	SW-846 Method 8270D	Soil	Surrogates % Rec. Phenol-d5 10-120 2-Fluorophenol 21-120 2,4,6-Tribromophenol 10-120 Nitrobenzene-d5 23-120 2-Fluorobiphenyl 15-120 4-Terphenyl-d14 41-149 Matrix Spikes 14-144%	Surrogates: All samples, standards, QC samples Matrix Spikes: One per 20	Field Duplicates RPD <50 MS/MSDs RPD RPD<50	Field Duplicates: One per 20 MS/MSDs: One per 20
1,4-Dioxane	SW-846 Method 8270D	Soil	Surrogates % Rec. 1,4-Dioxane-d8 15-110 Matrix Spikes 40-140% recovery	Surrogates: All samples, standards, QC samples	Field Duplicates RPD <30 MS/MSDs (RPD) RPD<30	Field Duplicates: One per 20 per soils MS/MSDs: One per 20
Pesticides (TCL)	SW-846 Method 8081A	Soil	Surrogates % Rec. Decachlorobiphenyl 30-150 Tetrachloro-m-xylene 30-150 Matrix Spikes 30-150% Recovery	Surrogates: All samples, standards, QC samples Matrix Spikes: One per 20 per matrix type	Field Duplicates RPD <50 MS/MSDs (RPD) RPD<50	Field Duplicates: One per 20 per soils MS/MSDs: One per 20 per matrix type
Total Petroleum Hydrocarbons	SW-846 Method 8015B	Soil	Surrogates % Rec. o-Terphenyl 27-153 Tetracosane-d50 28-148 5α-androstane 27-148 TPH-DRO 10-149	Surrogates: All samples, standards, QC samples One per 20 per matrix type	Field Duplicates RPD <50 TPH-DRO 44	Field Duplicates: One per 20 per soils One per 20 per matrix type
Herbicides	SW-846 Method 8151A	Soil	Surrogates % Rec. 2,4-DCAA 30-150 Matrix Spikes 30-150% Recovery	Surrogates: All samples, standards, QC samples Matrix Spikes: One per 20 per matrix type	Field Duplicates RPD <50 MS/MSDs (RPD) RPD<50	Field Duplicates: One per 20 per soils MS/MSDs: One per 20 per matrix type
Metals (TAL)	SW-846 Method 6010D	Soil	Surrogates % Rec. Matrix Spikes 75-125% recovery	Surrogates: Matrix Spikes: One per 20 per matrix type	Field Duplicates RPD <20 MS/MSDs (RPD) RPD <20	Field Duplicates: One per 20 per soils MS/MSDs: One per 20 per matrix type

Table 3
Typical Laboratory Data Quality Objectives
Soil Samples
55 Eckford Street, Brooklyn, NY
BCP Site No. C224168
QAPP/FSP

Parameter	Method	Matrix	Accuracy Control Limits	Accuracy Frequency Requirements	Precision (RPD) Control Limits	Precision Frequency Requirements
PFAs	LCMSMS- Isotope Dilution	Soil	Surrogates % Rec. Perfluoro[13C4]Butanoic Acid (MPFBA) 61-135 Perfluoro[13C4]Butanoic Acid (MPFBA) 58-132 Perfluoro[13C5]Pentanoic Acid (M5PFPEA) 62-163 Perfluoro[13C5]Pentanoic Acid (M5PFPEA) 58-150 Perfluoro[2,3,4-13C3]Butanesulfonic Acid (M3PFBS) 70-131 Perfluoro[2,3,4-13C3]Butanesulfonic Acid (M3PFBS) 74-139 Perfluoro[1,2,3,4,6-13C5]Hexanoic Acid (M5PFHxA) 57-129 Perfluoro[1,2,3,4,6-13C5]Hexanoic Acid (M5PFHxA) 66-128 Perfluoro[1,2,3,4-13C4]Heptanoic Acid (M4PFHpA) 60-129 Perfluoro[1,2,3,4-13C4]Heptanoic Acid (M4PFHpA) 71-129 Perfluoro[1,2,3-13C3]Hexanesulfonic Acid (M3PFHxS) 71-134 Perfluoro[1,2,3-13C3]Hexanesulfonic Acid (M3PFHxS) 78-139 Perfluoro[13C8]Octanoic Acid (M8PFOA) 62-129 Perfluoro[13C8]Octanoic Acid (M8PFOA) 75-130 1H,1H,2H,2H-Perfluoro[1,2-13C2]Octanesulfonic Acid (M2-6:2FTS) 14-147 1H,1H,2H,2H-Perfluoro[1,2-13C2]Octanesulfonic Acid (M2-6:2FTS) 20-154 Perfluoro[13C9]Nonanoic Acid (M9PFNA) 59-139 Perfluoro[13C9]Nonanoic Acid (M9PFNA) 72-140 Perfluoro[13C8]Octanesulfonic Acid (M8PFOS) 79-136 Perfluoro[13C8]Octanesulfonic Acid (M8PFOS) 69-131 Perfluoro[1,2,3,4,5,6-13C6]Decanoic Acid (M6PFDA) 75-130 Perfluoro[1,2,3,4,5,6-13C6]Decanoic Acid (M6PFDA) 62-124 1H,1H,2H,2H-Perfluoro[1,2-13C2]Decanesulfonic Acid (M2-8:2FTS) 19-175 1H,1H,2H,2H-Perfluoro[1,2-13C2]Decanesulfonic Acid (M2-8:2FTS) 10-162 N-Deuteriomethylperfluoro-1-octanesulfonamidoacetic Acid (d3-NMeFOSAA) 24-116 N-Deuteriomethylperfluoro-1-octanesulfonamidoacetic Acid (d3-NMeFOSAA) 31-134 Perfluoro[1,2,3,4,5,6,7-13C7]Undecanoic Acid (M7-PFUDA) 61-155 Perfluoro[1,2,3,4,5,6,7-13C7]Undecanoic Acid (M7-PFUDA) 55-137 Perfluoro[13C8]Octanesulfonamide (M8FOSA) 10-112 Perfluoro[13C8]Octanesulfonamide (M8FOSA) 10-117 N-Deuterioethylperfluoro-1-octanesulfonamidoacetic Acid (d5-NEtFOSAA) 34-137 N-Deuterioethylperfluoro-1-octanesulfonamidoacetic Acid (d5-NEtFOSAA) 27-126 Perfluoro[1,2-13C2]Dodecanoic Acid (MPFDOA) 48-131 Perfluoro[1,2-13C2]Dodecanoic Acid (MPFDOA) 54-150 Perfluoro[1,2-13C2]Tetradecanoic Acid (M2PFTEDA) 22-136 Perfluoro[1,2-13C2]Tetradecanoic Acid (M2PFTEDA) 24-159 Matrix Spikes 46-182% recovery	Surrogates: All samples, standards, QC samples Matrix Spikes: One per 20 per matrix type	Field Duplicates RPD <30 MS/MSDs (RPD) RPD <30	Field Duplicates: One per 20 per soils MS/MSDs: One per 20 per matrix type
Mercury	SW-846 Method 7471B	Soil	Surrogates % Rec. Matrix Spikes 80-125% recovery	Surrogates: Matrix Spikes: One per 20 per matrix type	Field Duplicates RPD <20 MS/MSDs (RPD) RPD <20	Field Duplicates: One per 20 per soils MS/MSDs: One per 20 per matrix type
Cyanide	SW-846 Method 9012A	Soil	Surrogates % Rec. Matrix Spikes 75-125% Recovery	Surrogates: Matrix Spikes: One per 35 per matrix type	Field Duplicates RPD <35 MS/MSDs (RPD) RPD <35	Field Duplicates: One per 20 per soils MS/MSDs: One per 20 per matrix type

Recovery criteria for laboratory control samples must be at least as stringent as MS/MSD criteria.
Laboratory control limits are periodically updated. The latest control limits will be utilized at the time of sample analysis.

Table 4
Typical Laboratory Data Quality Objectives
Groundwater Samples
55 Eckford Street, Brooklyn, NY
BCp Site No. C224168
QAPP/FSP

Parameter	Method	Matrix	Accuracy Control Limits	Accuracy Frequency Requirements	Precision (RPD) Control Limits	Precision Frequency Requirements
VOCs (TCL)	SW-846 Method 8260C	Groundwater	Surrogates % Rec. 1,2-Dichloroethane-d4 70-130 4-Bromofluorobenzene 70-130 Dibromofluoromethane 70-130 Toluene-d8 70-130 Matrix Spikes 36-162 % recovery	Surrogates: All samples, standards, QC samples Matrix Spikes: One per 20	Field Duplicates RPD <20 MS/MSDs RPD RPD <20	Field Duplicates: One per 20 MS/MSDs: One per 20
VOCs with Tentatively Identified Compounds (TICs)	SW-846 Method 8260C	Groundwater	Surrogates % Rec. 1,2-Dichloroethane-d4 70-130 4-Bromofluorobenzene 70-130 Dibromofluoromethane 70-130 Toluene-d8 70-130 Matrix Spikes 36-162 % recovery	Surrogates: All samples, standards, QC samples Matrix Spikes: One per 20	Field Duplicates RPD <20 MS/MSDs RPD RPD <20	Field Duplicates: One per 20 MS/MSDs: One per 20
SVOCs TCL	SW-846 Method 8270D	Groundwater	Surrogates % Rec. Phenol-d5 10-120 2-Fluorophenol 21-120 2,4,6-Tribromophenol 10-120 Nitrobenzene-d5 23-120 2-Fluorobiphenyl 15-120 4-Terphenyl-d14 41-149 Matrix Spikes 14-144%	Surrogates: All samples, standards, QC samples Matrix Spikes: One per 20	Field Duplicates RPD <50 MS/MSDs RPD RPD <50	Field Duplicates: One per 20 MS/MSDs: One per 20
SVOCs with TICs	SW-846 Method 8270D	Groundwater	Surrogates % Rec. Phenol-d5 10-120 2-Fluorophenol 21-120 2,4,6-Tribromophenol 10-120 Nitrobenzene-d5 23-120 2-Fluorobiphenyl 15-120 4-Terphenyl-d14 41-149 Matrix Spikes 14-144%	Surrogates: All samples, standards, QC samples Matrix Spikes: One per 20	Field Duplicates: RPD <50 MS/MSDs RPD RPD <50	Field Duplicates: One per 20 MS/MSDs: One per 20
1,4-Dioxane	SW-846 Method 8270D	Groundwater	Surrogates % Rec. 1,4-Dioxane-d8 15-110 Matrix Spikes 40-140% recovery	Surrogates: All samples, standards, QC samples	Field Duplicates RPD <30 Matrix Duplicates RPD<30	Field Duplicates: One per 20 per soils MS/MSDs: One per 20
Metals (Total and Dissolved)	SW-846 Methods 6020B	Groundwater	Matrix Spikes 75-125% recovery	Surrogates: All samples, standards, QC samples Matrix Spikes: One per 20	Field Duplicates RPD <20 Matrix Duplicates RPD <20	Field Duplicates: One per 20 MS/MSDs: One per 20
Mercury (Total and Dissolved)	SW-846 Methods 7470A	Groundwater	Matrix Spikes 75-125% recovery	Surrogates: All samples, standards, QC samples Matrix Spikes: One per 20	Field Duplicates RPD <35 (dissolved) RPD<20 (Total) Matrix Duplicates RPD <35 (dissolved) RPD<20 (Total)	Field Duplicates: One per 20 MS/MSDs: One per 20
PCBs	SW-846 Method 8082A	Groundwater	Surrogates % Rec. 2,4,5,6-Tetrachloro-m-xylene 30-150 Decachlorobiphenyl 30-150 Matrix Spikes 40-140% recovery	Surrogates: All samples, standards, QC samples Matrix Spikes: One per 20 per matrix type	Field Duplicates RPD <50 MS/MSDs (RPD) RPD<50	Field Duplicates: One per 20 MS/MSDs: One per 20 per matrix type
Herbicides	SW-846 Method 8151A	Groundwater	Surrogates % Rec. 2,4-DCAA 30-150 Matrix Spikes 30-150% Recovery	Surrogates: All samples, standards, QC samples Matrix Spikes: One per 20 per matrix type	Field Duplicates: RPD <50 MS/MSDs (RPD) RPD<50	Field Duplicates: One per 20 MS/MSDs: One per 20 per matrix type

Table 4
Typical Laboratory Data Quality Objectives
Groundwater Samples
55 Eckford Street, Brooklyn, NY
BCp Site No. C224168
QAPP/FSP

Parameter	Method	Matrix	Accuracy Control Limits	Accuracy Frequency Requirements	Precision (RPD) Control Limits	Precision Frequency Requirements
Pesticides (TCL)	SW-846 Method 8081B	Groundwater	Surrogates % Rec. Decachlorobiphenyl 15-142 2,4,5,6-Tetrachloro-m-xylene 36-126 Matrix Spikes 30-150% recovery	Surrogates: All samples, standards, QC samples Matrix Spikes: One per 20	Field Duplicates RPD <30 MS/MSDs RPD RPD <30	Field Duplicates: One per 20 MS/MSDs: One per 20
PFAs	EPA Method 1633	Grounwater	Surrogates Perfluoro[13C4]Butanoic Acid (MPFBA) Perfluoro[13C4]Butanoic Acid (MPFBA) Perfluoro[13C5]Pentanoic Acid (M5PFPEA) Perfluoro[13C5]Pentanoic Acid (M5PFPEA) Perfluoro[2,3,4-13C3]Butanesulfonic Acid (M3PFBS) Perfluoro[2,3,4-13C3]Butanesulfonic Acid (M3PFBS) Perfluoro[1,2,3,4,6-13C5]Hexanoic Acid (M5PFHxA) Perfluoro[1,2,3,4,6-13C5]Hexanoic Acid (M5PFHxA) Perfluoro[1,2,3,4-13C4]Heptanoic Acid (M4PFHpA) Perfluoro[1,2,3,4-13C4]Heptanoic Acid (M4PFHpA) Perfluoro[1,2,3-13C3]Hexanesulfonic Acid (M3PFHxS) Perfluoro[1,2,3-13C3]Hexanesulfonic Acid (M3PFHxS) Perfluoro[13C8]Octanoic Acid (M8PFOA) Perfluoro[13C8]Octanoic Acid (M8PFOA) 1H,1H,2H,2H-Perfluoro[1,2-13C2]Octanesulfonic Acid (M2- 1H,1H,2H,2H-Perfluoro[1,2-13C2]Octanesulfonic Acid (M2- Perfluoro[13C9]Nonanoic Acid (M9PFNA) Perfluoro[13C9]Nonanoic Acid (M9PFNA) Perfluoro[13C8]Octanesulfonic Acid (M8PFOS) Perfluoro[13C8]Octanesulfonic Acid (M8PFOS) Perfluoro[1,2,3,4,5,6-13C6]Decanoic Acid (M6PFDA) Perfluoro[1,2,3,4,5,6-13C6]Decanoic Acid (M6PFDA) 1H,1H,2H,2H-Perfluoro[1,2-13C2]Decanesulfonic Acid (M2- 1H,1H,2H,2H-Perfluoro[1,2-13C2]Decanesulfonic Acid (M2- N-Deuteriomethylperfluoro-1-octanesulfonamidoacetic Acid N-Deuteriomethylperfluoro-1-octanesulfonamidoacetic Acid Perfluoro[1,2,3,4,5,6,7-13C7]Undecanoic Acid (M7-PFUDA) Perfluoro[1,2,3,4,5,6,7-13C7]Undecanoic Acid (M7-PFUDA) Perfluoro[13C8]Octanesulfonamide (M8FOSA) Perfluoro[13C8]Octanesulfonamide (M8FOSA) N-Deuterioethylperfluoro-1-octanesulfonamidoacetic Acid (d5- N-Deuterioethylperfluoro-1-octanesulfonamidoacetic Acid (d5- Perfluoro[1,2-13C2]Dodecanoic Acid (MPFDOA) Perfluoro[1,2-13C2]Dodecanoic Acid (MPFDOA) Perfluoro[1,2-13C2]Tetradecanoic Acid (M2PFTEDA) Perfluoro[1,2-13C2]Tetradecanoic Acid (M2PFTEDA) Matrix Spikes 46-182% recovery	Surrogates: All samples, standards, QC samples Matrix Spikes: One per 20 per matrix type	Field Duplicates RPD <30 MS/MSDs (RPD) RPD <30	Field Duplicates: One per 20 MS/MSDs: One per 20 per matrix
Cyanide	EPA Method 9012B	Groundwater	Matrix Spikes 75-125% recovery	Surrogates: All samples, standards, QC samples Matrix Spikes: One per 35	Field Duplicates RPD <35 Matrix Duplicates RPD <35	Field Duplicates: One per 20 Matrix Duplicates: One per 20

Recovery criteria for laboratory control samples must be at least as stringent as MS/MSD criteria.

Laboratory control limits are periodically updated. The latest control limits will be utilized at the time of sample analysis.

Table 5
Typical Laboratory Data Quality Objectives
Soil Vapor Samples
55 Eckford Street, Brooklyn, NY
BCP Site No. C224168
QAPP/FSP

Parameter	Method	Matrix	Accuracy Control Limits	Accuracy Frequency Requirements	Precision (RPD) Control Limits	Precision Frequency Requirements
VOCs	EPA Method TO-15	Soil Gas	Surrogates % Rec 4-Bromofluorobenzene 78-124	Surrogates: All samples, standards, QC samples	Matrix Duplicates RPD £30	Matrix Duplicates One per 20

Table 6
QC Sample Preservation and Container Requirements
55 Eckford Street, Brooklyn, NY
BCP Site No. C224168
QAPP/FSP

Sample Matrix	Analytical Parameter	Sample Type	No. of Samples	EPA Analytical Method	Sample Preservation	Holding Time[1]	Sample Container
Soil	VOCs (TCL)	Discrete	4	SW-846 Method 8260C/5035	1 - Methanol, 2 - Water; Cool to 4° C; no headspace	14 days to analysis	(3) Vial Preserved
Soil	VOCs with Tentatively Identified (TCL)	Discrete	1	SW-846 Method 8260C/5035	1 - Methanol, 2 - Water; Cool to 4° C; no headspace	14 days to analysis	(3) Vial Preserved
Soil	PCBs	Composite	3	SW-846 Method 8082A	Cool to 4^0 C	365 days to analysis	(1) 250 mL amber glass jar
Soil	Pesticides (TCL)	Composite	3	SW-846 Method 8081A	Cool to 4^0 C	14 days to extraction	(1) 250 mL amber glass jar
Soil	SVOCs (TCL)	Composite	4	SW-846 Method 8270D	Cool to 4° C	14 days to extraction	(1) 250 mL amber glass jar
Soil	SVOCs with TICs (TCL)	Composite	1	SW-846 Method 8270D	Cool to 4° C	14 days to extraction	(1) 250 mL amber glass jar
Soil	1,4-Dioxane	Composite	1	SW-846 Method 8270D	Cool to 4° C	7 days to extraction	(2) 250 mL amber glass jars
Soil	Metals (TAL)	Composite	5	SW-846 Method 6010DSeries	Cool to 4^0 C	180 days to analysis	(1) 60 mL glass jar
Soil	Mercury	Composite	3	SW-846 Method 7471B	Cool to 4^0 C	28 days to analysis	(1) 60 mL glass jar
Soil	Cyanide	Composite	3	SW-846 Method 9010C/9012B	Cool to 4^0 C	14 days to analysis	(1) 250 mL amber glass jar
Soil	Herbicides	Composite	3	SW-846 Method 8151A	Cool to 4^0 C	14 days to extraction	(1) 250 mL amber glass jar
Soil	Pesticides	Composite	3	SW-846 Method 8141A[6]	Cool to 4^0 C	14 days to extraction	(1) 300 mL amber glass jar
Soil	PFAs	Composite	1	EPA Method 1633	Cool to 4^0 C	14 Days	(1) 250 mL plastic container

Table 6
QC Sample Preservation and Container Requirements
55 Eckford Street, Brooklyn, NY
BCP Site No. C224168
QAPP/FSP

Groundwater	VOCs (TCL)	Grab	1	SW-846 Method 8260C	HCl; Cool to 4^0 C; no headspace	14 days to analysis	(3) Vial
Groundwater	VOCs with TICs, including 1,4-Dioxane (TCL)	Grab	1	SW-846 Method 8260C	HCl; Cool to 4^0 C; no headspace	14 days to analysis	(3) Vial
Groundwater	1,4-Dioxane	Grab	1	SW-846 Method 8270D	Cool to 4^0 C	7 days to analysis	(2) 250 mL amber glass jar
Groundwater	SVOCs (TCL)	Grab	1	SW-846 Method 8270D	Cool to 4^0 C	7 days to extraction	(2) 250 mL amber glass jar
Groundwater	SVOCs with TICs (TCL)	Grab	1	SW-846 Method 8270D	Cool to 4^0 C	7 days to extraction	(2) 250 mL amber glass jar
Groundwater	Metals- total (TAL)	Grab	1	SW-846 Method 6020B/7470A Series	HNO_3; Cool to 4° C	28 days to analysis for Hg; 180 days to analysis for other metals	(1) 500 mL plastic container
Groundwater	Metals-dissolved (TAL)	Grab	1	SW-846 Method 6020B/7470A Series	HNO3; Cool to 4° C	28 days to analysis for Hg; 180 days to analysis for other metals	(1) 500 mL plastic container
Groundwater	Pesticides (TCL)	Grab	1	SW-846 Method 8081B	Cool to 4^0 C	7 days to extraction	(2) 120 mL amber glass jar
Groundwater	Herbicides (TCL)	Grab	1	SW-846 Method 8151A	Cool to 4^0 C	7 days to extraction	(2) 1000 mL amber glass jar
Groundwater	PCBs	Grab	1	SW-846 Method 8082A	Cool to 4^0 C	365 days to analysis	(1) 250 mL amber glass jar
Groundwater	Cyanide	Grab	1	SW-846 Method 9012A	Cool to 4^0 C	14 days to analysis	(1) 250 mL amber glass jar
Groundwater	Mercury	Grab	1	SW-846 Method 7470 A	HNO3; Cool to 4° C	28 days to analysis	(1) 250 mL plastic container
Groundwater	PFAs	Grab	1	EPA Method 1633	Cool to 4^0 C	14 Days	(1) 250 mL plastic container
Soil Gas	VOCs	Grab	1	EPA Method TO-15	None	14 days to analysis	(1) Evacuated 6-Liter SUMMA® canister

Notes:
1 Holding times listed are method holding time calculated from time of collection and not NYSDEC ASP holding times.

ATTACHMENTS

RESUME

Chunhua Liu

Senior Technical Specialist

Summary of Experience

Dr. Liu is a senior chemist with more than 10 years of experience in analytical chemistry, data validation and management, and quality control and quality assurance for remedial investigations and remedial actions. Her experience includes laboratory chemical analysis, EPA Region I and Region II data validation and data usability evaluation, data usability evaluation for Massachusetts Contingency Plan (MCP), sampling and analysis plan development in accordance with the NYSDEC Analytical Service Protocol and Massachusetts Compendium of Quality Assurance and Quality Control Requirements (QA/QC) and Performance Standards for Selected Analytical Methods, and quality control and quality assurance for Superfund and MCP projects.

Dr. Liu majored in environmental chemistry and during her doctoral study at Harvard School of Public Health, she researched analytical methods for sediment and evaluated metal fate and transport in sediment. Dr. Liu worked at Parsons for over seven years and at Gradient for one year before joining GZA. At Parsons, Dr. Liu led the quality control and assurance and data management efforts from developing Quality Assurance Project Plan (QAPP) to assuring implementation of QA/QC requirements and from field sampling preparation and arrangement to chemical data management. Dr. Liu was responsible for the QA/QC and data validation and data usability evaluation for a 10,000-acre BRAC and Superfund NPL site in New York and assisted in the successful transfer of over 8,000 acres of land. Dr. Liu performed data usability evaluation for various Massachusetts Contingency Plan sites at Gradient and GZA.

Relevant Project Experience

Senior Technical Specialist - Leads GZA human health risk assessment efforts for federal and state level superfund and MCP projects. Dr. Liu is also responsible for data usability evaluation for various projects.

Technical Director - Directed preparation and submittal of the Site-Wide Sampling and Analysis Plan (SAP) and the Site-Wide Quality Assurance Project Plan (QAPP) for a 10,000-acre Superfund site in New York in accordance with the Department of Defense (DOD), NYSDEC ASP, EPA Region II and EPA guidance. Directed project field sampling and data management. Supervised data validation in accordance with EPA Region II SOPs and NYSDEC ASP based on the NYSDEC ASP Category B deliverables. Identified laboratories qualified for project chemical analyses and interfaced with various analytical laboratories to address analytical deficiencies. Submitted data summary report to EPA Region II on a quarterly basis.

Lead Chemist and Risk Assessor- Led data usability evaluation and supported the successful closure of a 125-acre Hingham Annex Guaranteed Fixed Price Remediation Project. Dr. Liu also led the risk assessment effort and the effort of evaluating pesticide fate and transport at the site and successfully demonstrated that the pesticide conditions at the site were related to the past normal use of pesticides and therefore were not associated with the release at the Site.

Technical Director - Directed preparation and submittal of the SAP and the QAPP for various Formerly Used Defense (FUD) Sites. Supervised field sampling and data validation in accordance with guidance from various EPA regions. Reviewed data validation and data usability report.

Education

B.E., 1992, Environmental Engineering, Tsinghua University, Beijing, China
M.E., 1995, Environmental Engineering, Tsinghua University, Beijing, China
M.S., 1998, Environmental Health, Harvard School of Public Health
D.S., 2000, Environmental Chemistry, Harvard School of Public Health

Affiliations

- Member, LSP Association
- Member, Society for Risk Analysis
- Certified EIT in Massachusetts

Areas of Specialization

- Human Health Risk Assessment
- Ecological Risk Assessment
- Data Usability Evaluation
- Project Quality Control and Assurance
- Fate and Transport Modeling

Chunhua Liu

Senior Technical Specialist

Technical Director – Directed data validation for various Superfund sites in EPA Region I and Region II in accordance with the EPA regional and state SOPs and the EPA Functional Guidelines. Led data validation for numerous MCP sites for various analytical analyses including metal, VOC, SVOC, pesticide, PCB, EPH, VPH, and TPH analyses.

Project Chemist – Evaluated different analytical methods for hexavalent chromium analysis. Compared analytical methods developed by NJDEP and EPA and identified the appropriate method for a CERCLA site in New Jersey.

Project Chemist – Evaluated quantitatively potential impacts to metal data usability by interference caused by common metals in environmental samples for a CERCLA site in New York.

Project Chemist – Performed data validation for indoor air samples for various CERCLA and MCP Sites to assist evaluation of potential vapor intrusion pathway.

Project Chemist – Performed Level IV data validation for a Superfund site in New York for various analytical analyses including metal, VOC, SVOC, pesticide, and PCB analyses. Reviewed TIC identification and quantitation and assessed chromatograms and mass spectrums for VOCs and SVOCs.

Project Chemist – Provided technical support, prepared QAPPs, established proper data quality objectives (DQOs) for various projects, maintained project quality control, trained junior scientists, coordinated project field sampling and laboratory analyses, addressed non-conformance issues associated with the data produced by the laboratory, conducted statistical analysis, and prepared data validation reports on numerous RCRA/CERCLA and MCP projects.

Publications

Liu, C., J. Jay, T. Ford. Evaluation of Environmental Effects on Metal Transport from Capped Contaminated Sediment under Conditions of Submarine Groundwater Discharge. Env. Sci. Tech. 2001 35: 4549-4555.

Liu, C., J. Jay, R. Ika, S. James, and T. Ford. Capping efficiency for metal-contaminated marine sediment under conditions of groundwater inflow. Env. Sci. Tech. 2001 35: 2334-2340.

Blanchet, R., Liu, C., Bowers, T. Summary of Available Freshwater and Marine Sediment Quality Guidelines and Their Use in North America. Abstract accepted at SEATEC Conference, November, 2001

Blanchet, R., Liu, C., Bowers, T. Estimation of Average Exposure Point Concentrations for Pesticides Assuming Accumulation and Degradation in the Environment. Abstract accepted at SEATEC Conference, November, 2001

Seeley, M.R., Schettler, S., Liu, C., Blanchet, R.J., Bowers, T.S. Assessing Cancer Risks Due to Use of Insecticides to Control the Mosquito-borne West Nile Virus: Use of the Margin of Exposure Approach. Abstract accepted at Society of Toxicology, 41st Annual Meeting, March 17-21, 2002.

Chunhua Liu, Jennifer Jay, Ravi Ika, Shine James, Timothy Ford. Capping Efficiency for Metal-Contaminated Marine Sediment under Conditions of Submarine Groundwater Discharge. Poster presentation at Conference on Dredged Material Management: Options and Environmental Considerations. December 3-6, 2000

Chunhua Liu, Jennifer Jay, Timothy Ford. Evaluation of Environmental Effects on Metal Transport from Capped Contaminated Sediment Under Conditions of Submarine Groundwater Discharge. Poster presentation at Conference on Dredged Material Management: Options and Environmental Considerations. December 3-6, 2000

Chunhua Liu, Jennifer Jay, Timothy Ford. Core analysis: Is it a good indicator of metal release and capping efficiency? Poster presentation at Conference on Dredged Material Management: Options and Environmental Considerations. December 3-6, 2000

Chunhua Liu. 2000. Capping Efficiency for Metal Contaminated Marine Sediment under Conditions of Submarine Groundwater Discharge. Doctoral Thesis. Harvard School of Public Health

Chunhua Liu, Ravi Ika, Tim Ford. 1998. Metal flux in near shore capping sites under conditions of submarine groundwater discharge. In: Fourth Marine & Estuarine Shallow Water Science & Management Conference. March 15-19, 1998

Wei Lin, Guowei Fu, Chunhua Liu. 1996. Study on allocating permissible pollutants discharge based on axioms system. Chin. J. Environ. Sci. 1996 17(3):35-37

Wei Lin, Chunhua Liu, Guowei Fu. 1995. Environmental conflict analysis and its application in environmental planning and management: siting of public facilities. Chin. J. Environ. Sci. 1995 16(6): 36-39

Chunhua Liu, Yongfeng Nie, Wei Lin. 1995. Application prospects of landfill gas utilization technique in China. Pollution Control Technology 1995 8(3): 143-145

Chunhua Liu. 1995. Evaluation of gas production from sanitary landfill. Master's thesis. Tsinghua University, Beijing, P.R.China

Wei Lin, Chunhua Liu. 1994. Rudimentary study on countermeasure to comprehensively control air pollution caused by motor vehicles in China. Pollution Control Technology 1994 7(4): 1-3

Xiurong Zhang, Chunhua Liu, Yanru Yang, Qingzhong Bai. 1993. Environmental impact report of wastewater treatment plant project

© 2015 GZA GeoEnvironmental, Inc.

Chunhua Liu

Senior Technical Specialist

in Xuanhua City, China.

Chunhua Liu, Yongfeng Nie. 1993. Water balance evaluation in Hongmei hazardous waste landfill. In: Environmental Impact Assessment of Hongmei Hazardous Waste Landfill: 25-33

Chunhua Liu. 1992. Modeling landfill leachate production and migration. Bachelor Thesis. Tsinghua University, Beijing, P.R.China

Chunhua Liu. 1991. A discussion with the author of "clean water extraction from ocean water". Technology of Water Purification 1991(1): 39-41

© 2015 GZA GeoEnvironmental, Inc.

APPENDIX B

BROWNFIELD CLEANUP PROGRAM

55 ECKFORD ST. LLC SITE

Project Milestones	Start	End	2024							2025												2026											
			Jun	Jul	Aug	Sep	Oct	Nov	Dec	Jan	Feb	Mar	Apr	May	Jun	Jul	Aug	Sep	Oct	Nov	Dec	Jan	Feb	Mar	Apr	May	Jun	Jul	Aug	Sep	Oct	Nov	Dec
BCP Application and RIWP Submission to NYSDEC	6/21/2024	7/19/2024	■	■																													
NYSDEC BCP Application Review and Determination of Completeness	7/22/24	8/19/2024		■	■																												
Revisions to BCP Application and RIWP	8/20/2024	9/13/2024			■	■																											
30-Day Public Comment for BCP Application	9/16/2024	10/15/2024				■	■																										
BCA Execution	10/21/2024	10/21/2024					■																										
CPP Submission and Review	10/21/2024	10/25/2024					■																										
NYSDEC and NYSDOH Review of RIWP and Submission of Revisions	9/16/2024	12/15/2024					■	■	■																								
RIWP Implementation	12/15/2024	1/20/2025							■	■																							
Addendum to RIWP	2/6/2025	2/20/2025									■																						
RIR Preparation	2/24/2025	3/10/2025									■	■																					
RAWP Preparation	2/24/2025	3/14/2025									■	■																					
NYSDEC and NYSDOH Review of RIR and RAWP, Submission of Revisions and 45-Day Comment Period	3/15/2025	5/1/2025										■	■	■																			
Approval of the RIR and RAWP, Issuance of Decision Document	5/1/2025	5/14/2025												■																			
Pre-construction Meeting with NYSDEC	5/16/2025	5/16/2025												■																			
Construction and RAWP Implementation, Documentation of Engineering Controls	5/19/2025	9/22/2026												■	■	■	■	■	■	■	■	■	■	■	■	■	■	■	■	■			
Preparation of FER and SMP	7/13/2026	9/30/2026																										■	■	■			
NYSDEC Review of FER and SMP	10/1/2026	11/30/2026																													■	■	
Issuance of COC	12/16/2026	12/16/2026																															■

* The chart above presents a schedule for the proposed BCP Project Implementation and Reporting. If the schedule for remediation and development activities changes, it will be updated and submitted to NYSDEC, as necessary.