New Jersey
ACCUTEST LABORATORIES

07/09/14

Technical Report for

Langan Engineering & Environmental

Carroll Gardens, 363-365 Bond Street, Brooklyn, NY

100287501 365 Bond Street

Accutest Job Number: JB70128

Sampling Dates: 06/23/14 - 06/24/14

Report to:

Langan Engineering & Environmental
619 River Drive, Center #1
Elmwood Park, NJ 07407
cmcmahon@langan.com; ldeckard@langan.com;
cmadsen@langan.com; aforsburg@langan.com
ATTN: Chris McMahon

Total number of pages in report: **1514**

NELAP ACCREDITED TNI LABORATORY

Test results contained within this data package meet the requirements of the National Environmental Laboratory Accreditation Program and/or state specific certification programs as applicable.

Nancy F. Cole
Nancy Cole
Laboratory Director

Client Service contact: Tammy McCloskey 732-329-0200

Certifications: NJ(12129), NY(10983), CA, CT, DE, FL, IL, IN, KS, KY, LA, MA, MD, MI, MT, NC, OH VAP (CL0056), PA, RI, SC, TN, VA, WV, DoD ELAP (L-A-B L2248)

This report shall not be reproduced, except in its entirety, without the written approval of Accutest Laboratories. Test results relate only to samples analyzed.

Accutest Laboratories is the sole authority for authorizing edits or modifications to this document. Unauthorized modification of this report is strictly prohibited.

Sections: 1 2 3 4 5 6 7 8 9 10 11 12 13

Table of Contents

Section 1: Sample Summary **4**
Section 2: Case Narrative/Conformance Summary **6**
Section 3: Summary of Hits **8**
Section 4: Sample Results **16**
4.1: JB70128-1: 400-PE-15 17
4.2: JB70128-2: 401-PE-14 23
4.3: JB70128-3: 402-PE-12 29
4.4: JB70128-4: 403-DUP-7 35
4.5: JB70128-5: 404-PE-33 41
4.6: JB70128-6: 405-PE-35 47
4.7: JB70128-7: 406-PE-34 53
4.8: JB70128-8: 407-FB-18 59
4.9: JB70128-9: 408-TB-17 65
4.10: JB70128-10: 409-PE-31 67
4.11: JB70128-11: 410-PE-36 73
4.12: JB70128-12: 411-PE-19 79
4.13: JB70128-13: 412-PE-107 85
4.14: JB70128-14: 413-FB-19 91
Section 5: Misc. Forms **97**
5.1: Chain of Custody 98
5.2: Sample Tracking Chronicle 102
5.3: Internal Chain of Custody 106
Section 6: GC/MS Volatiles - QC Data Summaries **116**
6.1: Method Blank Summary 117
6.2: Blank Spike Summary 123
6.3: Matrix Spike/Matrix Spike Duplicate Summary 129
6.4: Instrument Performance Checks (BFB) 135
6.5: Internal Standard Area Summaries 142
6.6: Surrogate Recovery Summaries 145
6.7: Initial and Continuing Calibration Summaries 147
Section 7: GC/MS Volatiles - Raw Data **180**
7.1: Samples 181
7.2: Method Blanks 243
7.3: Blank Spikes 249
7.4: Matrix Spike/Matrix Spike Duplicates 264
7.5: Instrument Performance Checks (BFB) 294
7.6: Initial and Continuing Calibarations 308
7.7: Instrument Run Logs 455
Section 8: GC/MS Semi-volatiles - QC Data Summaries **464**
8.1: Method Blank Summary 465
8.2: Blank Spike Summary 474
8.3: Matrix Spike/Matrix Spike Duplicate Summary 480

Sections: 1 2 3 4 5 6 7 8 9 10 11 12 13

Table of Contents

8.4: Instrument Performance Checks (DFTPP) 486
8.5: Internal Standard Area Summaries 506
8.6: Surrogate Recovery Summaries 511
8.7: Initial and Continuing Calibration Summaries 513
Section 9: GC/MS Semi-volatiles - Raw Data 575
9.1: Samples 576
9.2: Method Blanks 615
9.3: Blank Spikes 621
9.4: Matrix Spike/Matrix Spike Duplicates 633
9.5: Instrument Performance Checks (DFTPP) 653
9.6: Initial and Continuing Calibarations 737
9.7: Instrument Run Logs 1028
9.8: Prep Logs 1049
Section 10: Metals Analysis - QC Data Summaries 1051
10.1: Inst QC MA34328: Al,Sb,As,Ba,Be,Cd,Ca,Cr,Co,Cu,Fe,Pb,Mg,Mn,Ni,K,Se,Ag, Na,Tl,V,Zn 1052
10.2: Inst QC MA34331: Al,Sb,As,Ba,Be,Cd,Ca,Cr,Co,Cu,Fe,Pb,Mg,Mn,Ni,K,Se,Ag, Na,Tl,V,Zn 1096
10.3: Inst QC MA34336: Ag,Tl 1139
10.4: Inst QC MA34337: Zn 1165
10.5: Inst QC MA34353: Hg 1201
10.6: Inst QC MA34357: Hg 1213
10.7: Prep QC MP80306: Al,Sb,As,Ba,Be,Cd,Ca,Cr,Co,Cu,Fe,Pb,Mg,Mn,Ni,K,Se,Ag, Na,Tl,V,Zn 1225
10.8: Prep QC MP80319: Al,Sb,As,Ba,Be,Cd,Ca,Cr,Co,Cu,Fe,Pb,Mg,Mn,Ni,K,Se,Ag, Na,Tl,V,Zn 1235
10.9: Prep QC MP80397: Hg 1245
10.10: Prep QC MP80406: Hg 1249
10.11: IDL and Linear Range Summaries 1253
Section 11: Metals Analysis - Raw Data 1265
11.1: Raw Data MA34328 1266
11.2: Raw Data MA34331 1346
11.3: Raw Data MA34336 1406
11.4: Raw Data MA34337 1445
11.5: Raw Data MA34353 1488
11.6: Raw Data MA34357 1491
11.7: Prep Logs 1494
Section 12: General Chemistry - QC Data Summaries 1508
12.1: Percent Solids Raw Data Summary 1509
Section 13: Misc. Raw Data 1511
13.1: VOA Soil Prep Log 1512

Accutest Laboratories

Sample Summary

Langan Engineering & Environmental

Job No: JB70128

Carroll Gardens, 363-365 Bond Street, Brooklyn, NY
Project No: 100287501 365 Bond Street

Sample Number	Collected Date	Time	By	Received	Matrix Code	Type	Client Sample ID
JB70128-1	06/23/14	10:15	CBM	06/24/14	SO	Soil	400-PE-15
JB70128-2	06/23/14	10:20	CBM	06/24/14	SO	Soil	401-PE-14
JB70128-3	06/23/14	13:30	CBM	06/24/14	SO	Soil	402-PE-12
JB70128-4	06/23/14	00:00	CBM	06/24/14	SO	Soil	403-DUP-7
JB70128-5	06/23/14	13:40	CBM	06/24/14	SO	Soil	404-PE-33
JB70128-6	06/23/14	13:45	CBM	06/24/14	SO	Soil	405-PE-35
JB70128-7	06/23/14	13:50	CBM	06/24/14	SO	Soil	406-PE-34
JB70128-8	06/23/14	13:55	CBM	06/24/14	AQ	Field Blank Soil	407-FB-18
JB70128-9	06/23/14	16:20	CBM	06/24/14	AQ	Trip Blank Soil	408-TB-17
JB70128-10	06/23/14	15:10	CBM	06/24/14	SO	Soil	409-PE-31
JB70128-11	06/23/14	15:15	CBM	06/24/14	SO	Soil	410-PE-36
JB70128-12	06/23/14	16:15	CBM	06/24/14	SO	Soil	411-PE-19
JB70128-13	06/23/14	16:20	CBM	06/24/14	SO	Soil	412-PE-107

Soil samples reported on a dry weight basis unless otherwise indicated on result page.

Sample Summary
(continued)

Langan Engineering & Environmental

Job No: JB70128

Carroll Gardens, 363-365 Bond Street, Brooklyn, NY
Project No: 100287501 365 Bond Street

Sample Number	Collected Date	Time	By	Received	Matrix Code	Type	Client Sample ID
JB70128-13D	06/23/14	16:20	CBM	06/24/14	SO	Soil Dup/MSD	412-PE-107
JB70128-13S	06/23/14	16:20	CBM	06/24/14	SO	Soil Matrix Spike	412-PE-107
JB70128-14	06/24/14	08:15	CBM	06/24/14	AQ	Field Blank Soil	413-FB-19

Soil samples reported on a dry weight basis unless otherwise indicated on result page.

CASE NARRATIVE / CONFORMANCE SUMMARY

Client:	Langan Engineering & Environmental	**Job No**	JB70128
Site:	Carroll Gardens, 363-365 Bond Street, Brooklyn, NY	**Report Date**	7/9/2014 10:22:54 AM

On 06/24/2014, 11 Sample(s), 1 Trip Blank(s) and 2 Field Blank(s) were received at Accutest Laboratories at a temperature of 5 C. Samples were intact and chemically preserved, unless noted below. An Accutest Job Number of JB70128 was assigned to the project. Laboratory sample ID, client sample ID and dates of sample collection are detailed in the report's Results Summary Section.

Specified quality control criteria were achieved for this job except as noted below. For more information, please refer to the analytical results and QC summary pages.

Volatiles by GCMS By Method SW846 8260C

Matrix: AQ **Batch ID:** V2C5522

- All samples were analyzed within the recommended method holding time.
- Sample(s) JB70089-1MS, JB70089-1MSD were used as the QC samples indicated.
- All method blanks for this batch meet method specific criteria.

Matrix: SO **Batch ID:** V3C5008

- All samples were analyzed within the recommended method holding time.
- Sample(s) JB70128-13MS, JB70128-13MSD were used as the QC samples indicated.
- All method blanks for this batch meet method specific criteria.
- Matrix Spike Duplicate Recovery(s) for Methylcyclohexane are outside control limits. Outside control limits due to matrix interference.
- RPD(s) for MS/MSD for Methylcyclohexane are outside control limits. Outside control limits due to matrix interference.

Matrix: SO **Batch ID:** VY6385

- All samples were analyzed within the recommended method holding time.
- All method blanks for this batch meet method specific criteria.
- Sample(s) JB70517-1MS, JB70517-1MSD were used as the QC samples indicated.

Extractables by GCMS By Method SW846 8270D

Matrix: AQ **Batch ID:** OP75993

- All samples were extracted within the recommended method holding time.
- Sample(s) JB70163-1MS, JB70163-1MSD were used as the QC samples indicated.
- All method blanks for this batch meet method specific criteria.
- Blank Spike Recovery(s) for 3-Nitroaniline, 4-Chloroaniline are outside in house control limits.
- Matrix Spike Recovery(s) for 1,2,4,5-Tetrachlorobenzene are outside control limits. Outside of in house control limits, but within reasonable method recovery limits.
- RPD(s) for MS/MSD for 3,3'-Dichlorobenzidine are outside control limits. Analytical precision exceeds in-house control limits.
- Matrix Spike Recovery(s) for 3-Nitroaniline, 4-Chloroaniline are outside control limits. Outside of in house control limits.

Matrix: SO **Batch ID:** OP75975

- All samples were extracted within the recommended method holding time.
- All method blanks for this batch meet method specific criteria.
- Sample(s) JB70128-13MS, JB70128-13MSD were used as the QC samples indicated.

Metals By Method SW846 6010C

Matrix: AQ	Batch ID: MP80306

- All samples were digested within the recommended method holding time.
- All method blanks for this batch meet method specific criteria.
- Sample(s) JB70163-1MS, JB70163-1MSD, JB70163-1SDL were used as the QC samples for metals.
- RPD(s) for Serial Dilution for Zinc, Cadmium, Chromium, Cobalt, Copper are outside control limits. Percent difference acceptable due to low initial sample concentration (< 50 times IDL).

Matrix: SO	Batch ID: MP80319

- All samples were digested within the recommended method holding time.
- All method blanks for this batch meet method specific criteria.
- Sample(s) JB70128-13MS, JB70128-13MSD, JB70128-13SDL were used as the QC samples for metals.
- Matrix Spike Recovery(s) for Antimony are outside control limits. Spike recovery indicates possible matrix interference and/or sample nonhomogeneity.
- Matrix Spike Duplicate Recovery(s) for Aluminum, Antimony, Manganese, Calcium, Potassium are outside control limits. Spike recovery indicates possible matrix interference and/or sample nonhomogeneity.
- RPD(s) for MS/MSD for Lead are outside control limits. High rpd due to possible sample nonhomogeneity.
- RPD(s) for Serial Dilution for Iron are outside control limits. High rpd due to possible sample nonhomogeneity.
- MP80319-SD1 for Antimony: Percent difference acceptable due to low initial sample concentration (< 50 times IDL).
- MP80319-SD1 for Cadmium: Percent difference acceptable due to low initial sample concentration (< 50 times IDL).
- Matrix Spike Duplicate Recovery(s) for Iron are outside control limits. Spike amount low relative to the sample amount. Refer to lab control or spike blank for recovery information.

Metals By Method SW846 7470A

Matrix: AQ	Batch ID: MP80397

- All samples were digested within the recommended method holding time.
- All method blanks for this batch meet method specific criteria.
- Sample(s) JB70114-1MS, JB70114-1MSD were used as the QC samples for metals.

Metals By Method SW846 7471B

Matrix: SO	Batch ID: MP80406

- All samples were digested within the recommended method holding time.
- All method blanks for this batch meet method specific criteria.
- Sample(s) JB70128-13MS, JB70128-13MSD were used as the QC samples for metals.

Wet Chemistry By Method SM2540 G-97

Matrix: SO	Batch ID: GN7277

- The data for SM2540 G-97 meets quality control requirements.

Accutest certifies that data reported for samples received, listed on the associated custody chain or analytical task order, were produced to specifications meeting Accutest's Quality System precision, accuracy and completeness objectives except as noted.

Estimated non-standard method measurement uncertainty data is available on request, based on quality control bias and implicit for standard methods. Acceptable uncertainty requires tested parameter quality control data to meet method criteria.

Accutest Laboratories is not responsible for data quality assumptions if partial reports are used and recommends that this report be used in its entirety. Data release is authorized by Accutest Laboratories indicated via signature on the report cover

Summary of Hits

Job Number: JB70128
Account: Langan Engineering & Environmental
Project: Carroll Gardens, 363-365 Bond Street, Brooklyn, NY
Collected: 06/23/14 thru 06/24/14

Lab Sample ID / Analyte	Client Sample ID	Result/ Qual	RL	MDL	Units	Method
JB70128-1	**400-PE-15**					
Acetone		0.0818	0.017	0.0080	mg/kg	SW846 8260C
2-Butanone (MEK)		0.0188	0.017	0.0077	mg/kg	SW846 8260C
Carbon disulfide		0.0033 J	0.0087	0.00025	mg/kg	SW846 8260C
Cyclohexane		0.0055 J	0.0087	0.00045	mg/kg	SW846 8260C
Methylcyclohexane		0.0199	0.0087	0.00029	mg/kg	SW846 8260C
Benzo(a)anthracene		0.0238 J	0.053	0.017	mg/kg	SW846 8270D
Benzo(b)fluoranthene		0.0234 J	0.053	0.018	mg/kg	SW846 8270D
Benzaldehyde		0.0219 J	0.27	0.012	mg/kg	SW846 8270D
Fluoranthene		0.0366 J	0.053	0.023	mg/kg	SW846 8270D
Phenanthrene		0.0243 J	0.053	0.024	mg/kg	SW846 8270D
Pyrene		0.0410 J	0.053	0.020	mg/kg	SW846 8270D
Aluminum		13500	48	1.3	mg/kg	SW846 6010C
Antimony		0.61 B	1.9	0.26	mg/kg	SW846 6010C
Arsenic		8.8	1.9	0.28	mg/kg	SW846 6010C
Barium		68.4	19	0.077	mg/kg	SW846 6010C
Beryllium		0.53	0.19	0.019	mg/kg	SW846 6010C
Cadmium		0.48	0.48	0.048	mg/kg	SW846 6010C
Calcium		3770	480	2.9	mg/kg	SW846 6010C
Chromium		26.2	0.96	0.067	mg/kg	SW846 6010C
Cobalt		10.8	4.8	0.058	mg/kg	SW846 6010C
Copper		29.5	2.4	0.14	mg/kg	SW846 6010C
Iron		24100	48	0.92	mg/kg	SW846 6010C
Lead		70.0	1.9	0.20	mg/kg	SW846 6010C
Magnesium		6130	480	3.2	mg/kg	SW846 6010C
Manganese		298	1.4	0.058	mg/kg	SW846 6010C
Mercury		0.16	0.056	0.013	mg/kg	SW846 7471B
Nickel		38.9	3.8	0.096	mg/kg	SW846 6010C
Potassium		2610	960	3.8	mg/kg	SW846 6010C
Sodium		762 B	960	1.8	mg/kg	SW846 6010C
Vanadium		32.0	4.8	0.086	mg/kg	SW846 6010C
Zinc		84.8	1.9	0.36	mg/kg	SW846 6010C
JB70128-2	**401-PE-14**					
Acetone		0.0484	0.019	0.0087	mg/kg	SW846 8260C
Carbon disulfide		0.0121	0.0096	0.00027	mg/kg	SW846 8260C
Cyclohexane		0.0114	0.0096	0.00049	mg/kg	SW846 8260C
Methylcyclohexane		0.0643	0.0096	0.00031	mg/kg	SW846 8260C
Aluminum		16300	53	1.4	mg/kg	SW846 6010C
Antimony		0.67 B	2.1	0.29	mg/kg	SW846 6010C
Arsenic		11.0	2.1	0.31	mg/kg	SW846 6010C
Barium		41.2	21	0.085	mg/kg	SW846 6010C
Beryllium		0.55	0.21	0.021	mg/kg	SW846 6010C

Summary of Hits

Job Number: JB70128
Account: Langan Engineering & Environmental
Project: Carroll Gardens, 363-365 Bond Street, Brooklyn, NY
Collected: 06/23/14 thru 06/24/14

Lab Sample ID / Analyte	Client Sample ID	Result/ Qual	RL	MDL	Units	Method
Cadmium		0.51 B	0.53	0.053	mg/kg	SW846 6010C
Calcium		2340	530	3.2	mg/kg	SW846 6010C
Chromium		32.4	1.1	0.074	mg/kg	SW846 6010C
Cobalt		11.7	5.3	0.064	mg/kg	SW846 6010C
Copper		19.9	2.7	0.16	mg/kg	SW846 6010C
Iron		32100	53	1.0	mg/kg	SW846 6010C
Lead		27.9	2.1	0.22	mg/kg	SW846 6010C
Magnesium		7380	530	3.6	mg/kg	SW846 6010C
Manganese		322	1.6	0.064	mg/kg	SW846 6010C
Mercury		0.041 B	0.050	0.011	mg/kg	SW846 7471B
Nickel		37.1	4.2	0.11	mg/kg	SW846 6010C
Potassium		3370	1100	4.2	mg/kg	SW846 6010C
Silver		1.9	0.53	0.15	mg/kg	SW846 6010C
Sodium		1080 B	1100	2.0	mg/kg	SW846 6010C
Vanadium		36.9	5.3	0.096	mg/kg	SW846 6010C
Zinc		86.7	2.1	0.40	mg/kg	SW846 6010C
JB70128-3	**402-PE-12**					
Acetone		0.0657	0.014	0.0064	mg/kg	SW846 8260C
2-Butanone (MEK)		0.0149	0.014	0.0061	mg/kg	SW846 8260C
Carbon disulfide		0.0076	0.0070	0.00020	mg/kg	SW846 8260C
Cyclohexane		0.00087 J	0.0070	0.00036	mg/kg	SW846 8260C
Isopropylbenzene		0.00026 J	0.0070	0.00021	mg/kg	SW846 8260C
Methylcyclohexane		0.0022 J	0.0070	0.00023	mg/kg	SW846 8260C
Methyl Tert Butyl Ether		0.00097 J	0.0014	0.00048	mg/kg	SW846 8260C
Aluminum		9370	54	1.4	mg/kg	SW846 6010C
Antimony		0.33 B	2.2	0.29	mg/kg	SW846 6010C
Arsenic		6.8	2.2	0.31	mg/kg	SW846 6010C
Barium		29.3	22	0.086	mg/kg	SW846 6010C
Beryllium		0.26	0.22	0.022	mg/kg	SW846 6010C
Cadmium		0.30 B	0.54	0.054	mg/kg	SW846 6010C
Calcium		1930	540	3.3	mg/kg	SW846 6010C
Chromium		18.2	1.1	0.075	mg/kg	SW846 6010C
Cobalt		5.8	5.4	0.065	mg/kg	SW846 6010C
Copper		9.2	2.7	0.16	mg/kg	SW846 6010C
Iron		19400	54	1.0	mg/kg	SW846 6010C
Lead		14.7	2.2	0.23	mg/kg	SW846 6010C
Magnesium		3610	540	3.6	mg/kg	SW846 6010C
Manganese		186	1.6	0.065	mg/kg	SW846 6010C
Mercury		0.015 B	0.045	0.010	mg/kg	SW846 7471B
Nickel		17.5	4.3	0.11	mg/kg	SW846 6010C
Potassium		1800	1100	4.3	mg/kg	SW846 6010C
Sodium		664 B	1100	2.0	mg/kg	SW846 6010C
Vanadium		19.9	5.4	0.097	mg/kg	SW846 6010C

Summary of Hits

Job Number: JB70128
Account: Langan Engineering & Environmental
Project: Carroll Gardens, 363-365 Bond Street, Brooklyn, NY
Collected: 06/23/14 thru 06/24/14

Lab Sample ID / Analyte	Client Sample ID	Result/ Qual	RL	MDL	Units	Method
Zinc		46.6	2.2	0.41	mg/kg	SW846 6010C
JB70128-4	**403-DUP-7**					
Acetone		0.0548	0.018	0.0080	mg/kg	SW846 8260C
Carbon disulfide		0.0060 J	0.0088	0.00025	mg/kg	SW846 8260C
Cyclohexane		0.0013 J	0.0088	0.00045	mg/kg	SW846 8260C
Methylcyclohexane		0.0030 J	0.0088	0.00029	mg/kg	SW846 8260C
Methyl Tert Butyl Ether		0.0013 J	0.0018	0.00060	mg/kg	SW846 8260C
Aluminum		13400	48	1.3	mg/kg	SW846 6010C
Antimony		0.50 B	1.9	0.26	mg/kg	SW846 6010C
Arsenic		8.9	1.9	0.28	mg/kg	SW846 6010C
Barium		35.7	19	0.076	mg/kg	SW846 6010C
Beryllium		0.40	0.19	0.019	mg/kg	SW846 6010C
Cadmium		0.43 B	0.48	0.048	mg/kg	SW846 6010C
Calcium		2430	480	2.9	mg/kg	SW846 6010C
Chromium		26.2	0.95	0.067	mg/kg	SW846 6010C
Cobalt		8.8	4.8	0.057	mg/kg	SW846 6010C
Copper		12.4	2.4	0.14	mg/kg	SW846 6010C
Iron		28000	48	0.91	mg/kg	SW846 6010C
Lead		13.5	1.9	0.20	mg/kg	SW846 6010C
Magnesium		5550	480	3.2	mg/kg	SW846 6010C
Manganese		296	1.4	0.057	mg/kg	SW846 6010C
Mercury		0.023 B	0.052	0.012	mg/kg	SW846 7471B
Nickel		25.0	3.8	0.095	mg/kg	SW846 6010C
Potassium		2580	950	3.8	mg/kg	SW846 6010C
Sodium		1180	950	1.8	mg/kg	SW846 6010C
Vanadium		28.4	4.8	0.086	mg/kg	SW846 6010C
Zinc		70.4	1.9	0.36	mg/kg	SW846 6010C
JB70128-5	**404-PE-33**					
Acetone		0.101	0.016	0.0075	mg/kg	SW846 8260C
2-Butanone (MEK)		0.0273	0.016	0.0072	mg/kg	SW846 8260C
Carbon disulfide		0.0025 J	0.0082	0.00023	mg/kg	SW846 8260C
Cyclohexane		0.0025 J	0.0082	0.00042	mg/kg	SW846 8260C
Isopropylbenzene		0.0020 J	0.0082	0.00024	mg/kg	SW846 8260C
Methylcyclohexane		0.0254	0.0082	0.00027	mg/kg	SW846 8260C
Methyl Tert Butyl Ether		0.0041	0.0016	0.00056	mg/kg	SW846 8260C
o-Xylene		0.00097 J	0.0016	0.00029	mg/kg	SW846 8260C
Xylene (total)		0.0016	0.0016	0.00029	mg/kg	SW846 8260C
Aluminum		10400	45	1.2	mg/kg	SW846 6010C
Antimony		0.50 B	1.8	0.25	mg/kg	SW846 6010C
Arsenic		7.4	1.8	0.26	mg/kg	SW846 6010C
Barium		32.3	18	0.073	mg/kg	SW846 6010C

Summary of Hits

Job Number: JB70128
Account: Langan Engineering & Environmental
Project: Carroll Gardens, 363-365 Bond Street, Brooklyn, NY
Collected: 06/23/14 thru 06/24/14

Lab Sample ID / Analyte	Client Sample ID	Result/ Qual	RL	MDL	Units	Method
Beryllium		0.34	0.18	0.018	mg/kg	SW846 6010C
Cadmium		0.35 B	0.45	0.045	mg/kg	SW846 6010C
Calcium		2460	450	2.8	mg/kg	SW846 6010C
Chromium		20.8	0.91	0.064	mg/kg	SW846 6010C
Cobalt		6.6	4.5	0.055	mg/kg	SW846 6010C
Copper		10.3	2.3	0.14	mg/kg	SW846 6010C
Iron		22500	45	0.87	mg/kg	SW846 6010C
Lead		16.7	1.8	0.19	mg/kg	SW846 6010C
Magnesium		4290	450	3.1	mg/kg	SW846 6010C
Manganese		217	1.4	0.055	mg/kg	SW846 6010C
Mercury		0.030 B	0.050	0.011	mg/kg	SW846 7471B
Nickel		19.6	3.6	0.091	mg/kg	SW846 6010C
Potassium		1980	910	3.6	mg/kg	SW846 6010C
Sodium		1680	910	1.7	mg/kg	SW846 6010C
Vanadium		24.9	4.5	0.082	mg/kg	SW846 6010C
Zinc		53.3	1.8	0.35	mg/kg	SW846 6010C
JB70128-6	**405-PE-35**					
Acetone		0.0663	0.018	0.0081	mg/kg	SW846 8260C
Carbon disulfide		0.0060 J	0.0089	0.00025	mg/kg	SW846 8260C
Cyclohexane		0.0011 J	0.0089	0.00046	mg/kg	SW846 8260C
Methylcyclohexane		0.0067 J	0.0089	0.00029	mg/kg	SW846 8260C
Methyl Tert Butyl Ether		0.0035	0.0018	0.00061	mg/kg	SW846 8260C
Aluminum		14400	49	1.3	mg/kg	SW846 6010C
Antimony		0.57 B	1.9	0.26	mg/kg	SW846 6010C
Arsenic		10.4	1.9	0.28	mg/kg	SW846 6010C
Barium		36.7	19	0.078	mg/kg	SW846 6010C
Beryllium		0.45	0.19	0.019	mg/kg	SW846 6010C
Cadmium		0.50	0.49	0.049	mg/kg	SW846 6010C
Calcium		2890	490	2.9	mg/kg	SW846 6010C
Chromium		28.9	0.97	0.068	mg/kg	SW846 6010C
Cobalt		9.6	4.9	0.058	mg/kg	SW846 6010C
Copper		14.0	2.4	0.15	mg/kg	SW846 6010C
Iron		31900	49	0.93	mg/kg	SW846 6010C
Lead		18.6	1.9	0.20	mg/kg	SW846 6010C
Magnesium		6200	490	3.3	mg/kg	SW846 6010C
Manganese		343	1.5	0.058	mg/kg	SW846 6010C
Mercury		0.024 B	0.052	0.012	mg/kg	SW846 7471B
Nickel		27.9	3.9	0.097	mg/kg	SW846 6010C
Potassium		2890	970	3.9	mg/kg	SW846 6010C
Silver		1.4	0.49	0.14	mg/kg	SW846 6010C
Sodium		1480	970	1.8	mg/kg	SW846 6010C
Vanadium		31.8	4.9	0.087	mg/kg	SW846 6010C
Zinc		76.2	1.9	0.37	mg/kg	SW846 6010C

Summary of Hits

Job Number: JB70128
Account: Langan Engineering & Environmental
Project: Carroll Gardens, 363-365 Bond Street, Brooklyn, NY
Collected: 06/23/14 thru 06/24/14

Lab Sample ID / Analyte	Client Sample ID	Result/ Qual	RL	MDL	Units	Method
JB70128-7	**406-PE-34**					
Acetone		0.0232	0.011	0.0050	mg/kg	SW846 8260C
Carbon disulfide		0.0037 J	0.0055	0.00016	mg/kg	SW846 8260C
Cyclohexane		0.0014 J	0.0055	0.00028	mg/kg	SW846 8260C
Methylcyclohexane		0.0315	0.0055	0.00018	mg/kg	SW846 8260C
Aluminum		13700	52	1.4	mg/kg	SW846 6010C
Antimony		0.34 B	2.1	0.28	mg/kg	SW846 6010C
Arsenic		4.5	2.1	0.30	mg/kg	SW846 6010C
Barium		28.5	21	0.083	mg/kg	SW846 6010C
Beryllium		0.24	0.21	0.021	mg/kg	SW846 6010C
Cadmium		0.21 B	0.52	0.052	mg/kg	SW846 6010C
Calcium		893	520	3.1	mg/kg	SW846 6010C
Chromium		17.1	1.0	0.073	mg/kg	SW846 6010C
Cobalt		6.0	5.2	0.062	mg/kg	SW846 6010C
Copper		7.2	2.6	0.16	mg/kg	SW846 6010C
Iron		17800	52	1.0	mg/kg	SW846 6010C
Lead		10.3	2.1	0.22	mg/kg	SW846 6010C
Magnesium		3530	520	3.5	mg/kg	SW846 6010C
Manganese		201	1.6	0.062	mg/kg	SW846 6010C
Nickel		15.2	4.2	0.10	mg/kg	SW846 6010C
Potassium		1200	1000	4.1	mg/kg	SW846 6010C
Silver		0.26 B	0.52	0.15	mg/kg	SW846 6010C
Sodium		946 B	1000	2.0	mg/kg	SW846 6010C
Vanadium		20.3	5.2	0.094	mg/kg	SW846 6010C
Zinc		51.3	2.1	0.39	mg/kg	SW846 6010C
JB70128-8	**407-FB-18**					
Calcium		145 B	5000	19	ug/l	SW846 6010C
Chromium		0.90 B	10	0.89	ug/l	SW846 6010C
Magnesium		72.3 B	5000	41	ug/l	SW846 6010C
Manganese		0.60 B	15	0.48	ug/l	SW846 6010C
Sodium		456 B	10000	19	ug/l	SW846 6010C
JB70128-9	**408-TB-17**					
No hits reported in this sample.						
JB70128-10	**409-PE-31**					
Acetone		0.0552	0.015	0.0068	mg/kg	SW846 8260C
Carbon disulfide		0.0071 J	0.0074	0.00021	mg/kg	SW846 8260C
Cyclohexane		0.00099 J	0.0074	0.00038	mg/kg	SW846 8260C

Summary of Hits

Job Number: JB70128
Account: Langan Engineering & Environmental
Project: Carroll Gardens, 363-365 Bond Street, Brooklyn, NY
Collected: 06/23/14 thru 06/24/14

Lab Sample ID / Analyte	Client Sample ID	Result/ Qual	RL	MDL	Units	Method
Methylcyclohexane		0.0043 J	0.0074	0.00024	mg/kg	SW846 8260C
Benzaldehyde		0.0153 J	0.23	0.010	mg/kg	SW846 8270D
Aluminum		13300	50	1.3	mg/kg	SW846 6010C
Antimony		0.51 B	2.0	0.27	mg/kg	SW846 6010C
Arsenic		9.5	2.0	0.29	mg/kg	SW846 6010C
Barium		49.7	20	0.080	mg/kg	SW846 6010C
Beryllium		0.43	0.20	0.020	mg/kg	SW846 6010C
Cadmium		0.45 B	0.50	0.050	mg/kg	SW846 6010C
Calcium		3030	500	3.0	mg/kg	SW846 6010C
Chromium		26.9	1.0	0.070	mg/kg	SW846 6010C
Cobalt		9.1	5.0	0.060	mg/kg	SW846 6010C
Copper		12.2	2.5	0.15	mg/kg	SW846 6010C
Iron		29500	50	0.96	mg/kg	SW846 6010C
Lead		13.7	2.0	0.21	mg/kg	SW846 6010C
Magnesium		5740	500	3.4	mg/kg	SW846 6010C
Manganese		327	1.5	0.060	mg/kg	SW846 6010C
Mercury		0.025 B	0.045	0.010	mg/kg	SW846 7471B
Nickel		25.3	4.0	0.10	mg/kg	SW846 6010C
Potassium		2630	1000	4.0	mg/kg	SW846 6010C
Sodium		513 B	1000	1.9	mg/kg	SW846 6010C
Vanadium		29.2	5.0	0.090	mg/kg	SW846 6010C
Zinc		72.2	2.0	0.38	mg/kg	SW846 6010C
JB70128-11	**410-PE-36**					
Acetone		0.0551	0.018	0.0082	mg/kg	SW846 8260C
Carbon disulfide		0.0059 J	0.0090	0.00025	mg/kg	SW846 8260C
Cyclohexane		0.0025 J	0.0090	0.00046	mg/kg	SW846 8260C
Methylcyclohexane		0.0126	0.0090	0.00030	mg/kg	SW846 8260C
Aluminum		16100	51	1.4	mg/kg	SW846 6010C
Antimony		0.57 B	2.1	0.28	mg/kg	SW846 6010C
Arsenic		10.0	2.1	0.30	mg/kg	SW846 6010C
Barium		56.9	21	0.082	mg/kg	SW846 6010C
Beryllium		0.59	0.21	0.021	mg/kg	SW846 6010C
Cadmium		0.45 B	0.51	0.051	mg/kg	SW846 6010C
Calcium		2600	510	3.1	mg/kg	SW846 6010C
Chromium		32.6	1.0	0.072	mg/kg	SW846 6010C
Cobalt		10.4	5.1	0.062	mg/kg	SW846 6010C
Copper		14.9	2.6	0.15	mg/kg	SW846 6010C
Iron		33200	51	0.98	mg/kg	SW846 6010C
Lead		15.9	2.1	0.22	mg/kg	SW846 6010C
Magnesium		6950	510	3.5	mg/kg	SW846 6010C
Manganese		327	1.5	0.062	mg/kg	SW846 6010C
Mercury		0.029 B	0.051	0.012	mg/kg	SW846 7471B
Nickel		29.5	4.1	0.10	mg/kg	SW846 6010C

Summary of Hits

Job Number: JB70128
Account: Langan Engineering & Environmental
Project: Carroll Gardens, 363-365 Bond Street, Brooklyn, NY
Collected: 06/23/14 thru 06/24/14

Lab Sample ID / Analyte	Client Sample ID	Result/ Qual	RL	MDL	Units	Method
Potassium		3120	1000	4.1	mg/kg	SW846 6010C
Silver		1.6	0.51	0.14	mg/kg	SW846 6010C
Sodium		1480	1000	1.9	mg/kg	SW846 6010C
Vanadium		33.9	5.1	0.092	mg/kg	SW846 6010C
Zinc		85.7	2.1	0.39	mg/kg	SW846 6010C
JB70128-12	**411-PE-19**					
Acetone		0.0434	0.013	0.0060	mg/kg	SW846 8260C
Carbon disulfide		0.00081 J	0.0066	0.00019	mg/kg	SW846 8260C
Methylcyclohexane		0.0020 J	0.0066	0.00022	mg/kg	SW846 8260C
Pyrene		0.0214 J	0.045	0.017	mg/kg	SW846 8270D
Aluminum		9730	51	1.4	mg/kg	SW846 6010C
Antimony		0.43 B	2.1	0.28	mg/kg	SW846 6010C
Arsenic		7.3	2.1	0.30	mg/kg	SW846 6010C
Barium		47.7	21	0.082	mg/kg	SW846 6010C
Beryllium		0.28	0.21	0.021	mg/kg	SW846 6010C
Cadmium		0.31 B	0.51	0.051	mg/kg	SW846 6010C
Calcium		3270	510	3.1	mg/kg	SW846 6010C
Chromium		19.3	1.0	0.072	mg/kg	SW846 6010C
Cobalt		6.1	5.1	0.062	mg/kg	SW846 6010C
Copper		12.0	2.6	0.15	mg/kg	SW846 6010C
Iron		20000	51	0.99	mg/kg	SW846 6010C
Lead		40.6	2.1	0.22	mg/kg	SW846 6010C
Magnesium		3770	510	3.5	mg/kg	SW846 6010C
Manganese		235	1.5	0.062	mg/kg	SW846 6010C
Mercury		0.049	0.046	0.010	mg/kg	SW846 7471B
Nickel		19.4	4.1	0.10	mg/kg	SW846 6010C
Potassium		1810	1000	4.1	mg/kg	SW846 6010C
Silver		0.25 B	0.51	0.14	mg/kg	SW846 6010C
Sodium		744 B	1000	1.9	mg/kg	SW846 6010C
Vanadium		21.5	5.1	0.092	mg/kg	SW846 6010C
Zinc		52.6	2.1	0.39	mg/kg	SW846 6010C
JB70128-13	**412-PE-107**					
Acetone		0.0374	0.018	0.0080	mg/kg	SW846 8260C
Carbon disulfide		0.0029 J	0.0088	0.00025	mg/kg	SW846 8260C
Cyclohexane		0.00099 J	0.0088	0.00045	mg/kg	SW846 8260C
Methylcyclohexane		0.0754	0.0088	0.00029	mg/kg	SW846 8260C
Fluorene		0.0233 J	0.055	0.018	mg/kg	SW846 8270D
Aluminum		13800	53	1.4	mg/kg	SW846 6010C
Antimony		0.62 B	2.1	0.28	mg/kg	SW846 6010C
Arsenic		10.2	2.1	0.31	mg/kg	SW846 6010C
Barium		34.9	21	0.084	mg/kg	SW846 6010C

Summary of Hits

Job Number: JB70128
Account: Langan Engineering & Environmental
Project: Carroll Gardens, 363-365 Bond Street, Brooklyn, NY
Collected: 06/23/14 thru 06/24/14

Lab Sample ID / Analyte	Client Sample ID	Result/ Qual	RL	MDL	Units	Method
Beryllium		0.43	0.21	0.021	mg/kg	SW846 6010C
Cadmium		0.47 B	0.53	0.053	mg/kg	SW846 6010C
Calcium		3220	530	3.2	mg/kg	SW846 6010C
Chromium		28.8	1.1	0.074	mg/kg	SW846 6010C
Cobalt		8.8	5.3	0.063	mg/kg	SW846 6010C
Copper		12.4	2.6	0.16	mg/kg	SW846 6010C
Iron		29600	53	1.0	mg/kg	SW846 6010C
Lead		18.2	2.1	0.22	mg/kg	SW846 6010C
Magnesium		6050	530	3.6	mg/kg	SW846 6010C
Manganese		325	1.6	0.063	mg/kg	SW846 6010C
Nickel		25.6	4.2	0.11	mg/kg	SW846 6010C
Potassium		2990	1100	4.2	mg/kg	SW846 6010C
Sodium		721 B	1100	2.0	mg/kg	SW846 6010C
Vanadium		32.5	5.3	0.095	mg/kg	SW846 6010C
Zinc		73.7	2.1	0.40	mg/kg	SW846 6010C
JB70128-14	**413-FB-19**					
Calcium		76.9 B	5000	19	ug/l	SW846 6010C
Sodium		301 B	10000	19	ug/l	SW846 6010C

New Jersey ACCUTEST LABORATORIES

Sample Results

Report of Analysis

Accutest Laboratories

Report of Analysis

Client Sample ID: 400-PE-15
Lab Sample ID: JB70128-1
Matrix: SO - Soil
Method: SW846 8260C
Project: Carroll Gardens, 363-365 Bond Street, Brooklyn, NY

Date Sampled: 06/23/14
Date Received: 06/24/14
Percent Solids: 58.5

	File ID	DF	Analyzed	By	Prep Date	Prep Batch	Analytical Batch
Run #1	3C111167.D	1	06/27/14	PS	n/a	n/a	V3C5008
Run #2							

	Initial Weight
Run #1	4.9 g
Run #2	

VOA TCL List

CAS No.	Compound	Result	RL	MDL	Units	Q
67-64-1	Acetone	0.0818	0.017	0.0080	mg/kg	
71-43-2	Benzene	ND	0.0017	0.00022	mg/kg	
74-97-5	Bromochloromethane	ND	0.0087	0.00091	mg/kg	
75-27-4	Bromodichloromethane	ND	0.0087	0.00049	mg/kg	
75-25-2	Bromoform	ND	0.0087	0.00046	mg/kg	
74-83-9	Bromomethane	ND	0.0087	0.00084	mg/kg	
78-93-3	2-Butanone (MEK)	0.0188	0.017	0.0077	mg/kg	
75-15-0	Carbon disulfide	0.0033	0.0087	0.00025	mg/kg	J
56-23-5	Carbon tetrachloride	ND	0.0087	0.00044	mg/kg	
108-90-7	Chlorobenzene	ND	0.0087	0.00034	mg/kg	
75-00-3	Chloroethane	ND	0.0087	0.0017	mg/kg	
67-66-3	Chloroform	ND	0.0087	0.00044	mg/kg	
74-87-3	Chloromethane	ND	0.0087	0.00060	mg/kg	
110-82-7	Cyclohexane	0.0055	0.0087	0.00045	mg/kg	J
96-12-8	1,2-Dibromo-3-chloropropane	ND	0.017	0.0023	mg/kg	
124-48-1	Dibromochloromethane	ND	0.0087	0.00042	mg/kg	
106-93-4	1,2-Dibromoethane	ND	0.0017	0.00096	mg/kg	
95-50-1	1,2-Dichlorobenzene	ND	0.0087	0.00059	mg/kg	
541-73-1	1,3-Dichlorobenzene	ND	0.0087	0.00038	mg/kg	
106-46-7	1,4-Dichlorobenzene	ND	0.0087	0.00044	mg/kg	
75-71-8	Dichlorodifluoromethane	ND	0.0087	0.00062	mg/kg	
75-34-3	1,1-Dichloroethane	ND	0.0087	0.00055	mg/kg	
107-06-2	1,2-Dichloroethane	ND	0.0017	0.00056	mg/kg	
75-35-4	1,1-Dichloroethene	ND	0.0087	0.00050	mg/kg	
156-59-2	cis-1,2-Dichloroethene	ND	0.0087	0.00036	mg/kg	
156-60-5	trans-1,2-Dichloroethene	ND	0.0087	0.00074	mg/kg	
78-87-5	1,2-Dichloropropane	ND	0.0087	0.00076	mg/kg	
10061-01-5	cis-1,3-Dichloropropene	ND	0.0087	0.00040	mg/kg	
10061-02-6	trans-1,3-Dichloropropene	ND	0.0087	0.00047	mg/kg	
100-41-4	Ethylbenzene	ND	0.0017	0.00031	mg/kg	
76-13-1	Freon 113	ND	0.0087	0.00076	mg/kg	
591-78-6	2-Hexanone	ND	0.0087	0.0031	mg/kg	

ND = Not detected MDL = Method Detection Limit
RL = Reporting Limit
E = Indicates value exceeds calibration range
J = Indicates an estimated value
B = Indicates analyte found in associated method blank
N = Indicates presumptive evidence of a compound

Report of Analysis

Client Sample ID:	400-PE-15		
Lab Sample ID:	JB70128-1	**Date Sampled:**	06/23/14
Matrix:	SO - Soil	**Date Received:**	06/24/14
Method:	SW846 8260C	**Percent Solids:**	58.5
Project:	Carroll Gardens, 363-365 Bond Street, Brooklyn, NY		

VOA TCL List

CAS No.	Compound	Result	RL	MDL	Units	Q
98-82-8	Isopropylbenzene	ND	0.0087	0.00026	mg/kg	
79-20-9	Methyl Acetate	ND	0.0087	0.0029	mg/kg	
108-87-2	Methylcyclohexane	0.0199	0.0087	0.00029	mg/kg	
1634-04-4	Methyl Tert Butyl Ether	ND	0.0017	0.00060	mg/kg	
108-10-1	4-Methyl-2-pentanone(MIBK)	ND	0.0087	0.0023	mg/kg	
75-09-2	Methylene chloride	ND	0.0087	0.0030	mg/kg	
100-42-5	Styrene	ND	0.0087	0.00040	mg/kg	
79-34-5	1,1,2,2-Tetrachloroethane	ND	0.0087	0.00060	mg/kg	
127-18-4	Tetrachloroethene	ND	0.0087	0.00072	mg/kg	
108-88-3	Toluene	ND	0.0017	0.00025	mg/kg	
87-61-6	1,2,3-Trichlorobenzene	ND	0.0087	0.00036	mg/kg	
120-82-1	1,2,4-Trichlorobenzene	ND	0.0087	0.00032	mg/kg	
71-55-6	1,1,1-Trichloroethane	ND	0.0087	0.00050	mg/kg	
79-00-5	1,1,2-Trichloroethane	ND	0.0087	0.0014	mg/kg	
79-01-6	Trichloroethene	ND	0.0087	0.00061	mg/kg	
75-69-4	Trichlorofluoromethane	ND	0.0087	0.00039	mg/kg	
75-01-4	Vinyl chloride	ND	0.0087	0.00060	mg/kg	
	m,p-Xylene	ND	0.0017	0.00084	mg/kg	
95-47-6	o-Xylene	ND	0.0017	0.00031	mg/kg	
1330-20-7	Xylene (total)	ND	0.0017	0.00031	mg/kg	

CAS No.	Surrogate Recoveries	Run# 1	Run# 2	Limits
1868-53-7	Dibromofluoromethane	109%		59-130%
17060-07-0	1,2-Dichloroethane-D4	108%		65-123%
2037-26-5	Toluene-D8	105%		77-125%
460-00-4	4-Bromofluorobenzene	118%		71-132%

ND = Not detected MDL = Method Detection Limit
RL = Reporting Limit
E = Indicates value exceeds calibration range

J = Indicates an estimated value
B = Indicates analyte found in associated method blank
N = Indicates presumptive evidence of a compound

Accutest Laboratories

Report of Analysis

Client Sample ID:	400-PE-15		
Lab Sample ID:	JB70128-1	**Date Sampled:**	06/23/14
Matrix:	SO - Soil	**Date Received:**	06/24/14
Method:	SW846 8270D SW846 3550C	**Percent Solids:**	58.5
Project:	Carroll Gardens, 363-365 Bond Street, Brooklyn, NY		

	File ID	DF	Analyzed	By	Prep Date	Prep Batch	Analytical Batch
Run #1	M106101.D	1	07/07/14	SP	06/26/14	OP75975	EM4338
Run #2							

	Initial Weight	Final Volume
Run #1	32.1 g	1.0 ml
Run #2		

ABN TCL List (SOM0 2.0)

CAS No.	Compound	Result	RL	MDL	Units	Q
95-57-8	2-Chlorophenol	ND	0.11	0.053	mg/kg	
59-50-7	4-Chloro-3-methyl phenol	ND	0.27	0.053	mg/kg	
120-83-2	2,4-Dichlorophenol	ND	0.27	0.086	mg/kg	
105-67-9	2,4-Dimethylphenol	ND	0.27	0.089	mg/kg	
51-28-5	2,4-Dinitrophenol	ND	1.1	0.065	mg/kg	
534-52-1	4,6-Dinitro-o-cresol	ND	1.1	0.065	mg/kg	
95-48-7	2-Methylphenol	ND	0.11	0.061	mg/kg	
	3&4-Methylphenol	ND	0.11	0.068	mg/kg	
88-75-5	2-Nitrophenol	ND	0.27	0.056	mg/kg	
100-02-7	4-Nitrophenol	ND	0.53	0.090	mg/kg	
87-86-5	Pentachlorophenol	ND	0.53	0.091	mg/kg	
108-95-2	Phenol	ND	0.11	0.056	mg/kg	
58-90-2	2,3,4,6-Tetrachlorophenol	ND	0.27	0.055	mg/kg	
95-95-4	2,4,5-Trichlorophenol	ND	0.27	0.062	mg/kg	
88-06-2	2,4,6-Trichlorophenol	ND	0.27	0.050	mg/kg	
83-32-9	Acenaphthene	ND	0.053	0.015	mg/kg	
208-96-8	Acenaphthylene	ND	0.053	0.017	mg/kg	
98-86-2	Acetophenone	ND	0.27	0.0094	mg/kg	
120-12-7	Anthracene	ND	0.053	0.019	mg/kg	
1912-24-9	Atrazine	ND	0.11	0.010	mg/kg	
56-55-3	Benzo(a)anthracene	0.0238	0.053	0.017	mg/kg	J
50-32-8	Benzo(a)pyrene	ND	0.053	0.016	mg/kg	
205-99-2	Benzo(b)fluoranthene	0.0234	0.053	0.018	mg/kg	J
191-24-2	Benzo(g,h,i)perylene	ND	0.053	0.020	mg/kg	
207-08-9	Benzo(k)fluoranthene	ND	0.053	0.020	mg/kg	
101-55-3	4-Bromophenyl phenyl ether	ND	0.11	0.019	mg/kg	
85-68-7	Butyl benzyl phthalate	ND	0.11	0.031	mg/kg	
92-52-4	1,1'-Biphenyl	ND	0.11	0.0062	mg/kg	
100-52-7	Benzaldehyde	0.0219	0.27	0.012	mg/kg	J
91-58-7	2-Chloronaphthalene	ND	0.11	0.017	mg/kg	
106-47-8	4-Chloroaniline	ND	0.27	0.017	mg/kg	
86-74-8	Carbazole	ND	0.11	0.025	mg/kg	

ND = Not detected MDL = Method Detection Limit
RL = Reporting Limit
E = Indicates value exceeds calibration range
J = Indicates an estimated value
B = Indicates analyte found in associated method blank
N = Indicates presumptive evidence of a compound

Report of Analysis

Client Sample ID:	400-PE-15		
Lab Sample ID:	JB70128-1	**Date Sampled:**	06/23/14
Matrix:	SO - Soil	**Date Received:**	06/24/14
Method:	SW846 8270D SW846 3550C	**Percent Solids:**	58.5
Project:	Carroll Gardens, 363-365 Bond Street, Brooklyn, NY		

ABN TCL List (SOM0 2.0)

CAS No.	Compound	Result	RL	MDL	Units	Q
105-60-2	Caprolactam	ND	0.11	0.017	mg/kg	
218-01-9	Chrysene	ND	0.053	0.018	mg/kg	
111-91-1	bis(2-Chloroethoxy)methane	ND	0.11	0.022	mg/kg	
111-44-4	bis(2-Chloroethyl)ether	ND	0.11	0.016	mg/kg	
108-60-1	bis(2-Chloroisopropyl)ether	ND	0.11	0.016	mg/kg	
7005-72-3	4-Chlorophenyl phenyl ether	ND	0.11	0.016	mg/kg	
121-14-2	2,4-Dinitrotoluene	ND	0.053	0.023	mg/kg	
606-20-2	2,6-Dinitrotoluene	ND	0.053	0.020	mg/kg	
91-94-1	3,3'-Dichlorobenzidine	ND	0.11	0.014	mg/kg	
123-91-1	1,4-Dioxane	ND	0.053	0.035	mg/kg	
53-70-3	Dibenzo(a,h)anthracene	ND	0.053	0.018	mg/kg	
132-64-9	Dibenzofuran	ND	0.11	0.016	mg/kg	
84-74-2	Di-n-butyl phthalate	ND	0.11	0.012	mg/kg	
117-84-0	Di-n-octyl phthalate	ND	0.11	0.026	mg/kg	
84-66-2	Diethyl phthalate	ND	0.11	0.018	mg/kg	
131-11-3	Dimethyl phthalate	ND	0.11	0.019	mg/kg	
117-81-7	bis(2-Ethylhexyl)phthalate	ND	0.11	0.047	mg/kg	
206-44-0	Fluoranthene	0.0366	0.053	0.023	mg/kg	J
86-73-7	Fluorene	ND	0.053	0.017	mg/kg	
118-74-1	Hexachlorobenzene	ND	0.11	0.017	mg/kg	
87-68-3	Hexachlorobutadiene	ND	0.053	0.015	mg/kg	
77-47-4	Hexachlorocyclopentadiene	ND	0.53	0.054	mg/kg	
67-72-1	Hexachloroethane	ND	0.27	0.015	mg/kg	
193-39-5	Indeno(1,2,3-cd)pyrene	ND	0.053	0.018	mg/kg	
78-59-1	Isophorone	ND	0.11	0.014	mg/kg	
91-57-6	2-Methylnaphthalene	ND	0.11	0.030	mg/kg	
88-74-4	2-Nitroaniline	ND	0.27	0.023	mg/kg	
99-09-2	3-Nitroaniline	ND	0.27	0.021	mg/kg	
100-01-6	4-Nitroaniline	ND	0.27	0.021	mg/kg	
91-20-3	Naphthalene	ND	0.053	0.015	mg/kg	
98-95-3	Nitrobenzene	ND	0.11	0.015	mg/kg	
621-64-7	N-Nitroso-di-n-propylamine	ND	0.11	0.013	mg/kg	
86-30-6	N-Nitrosodiphenylamine	ND	0.27	0.032	mg/kg	
85-01-8	Phenanthrene	0.0243	0.053	0.024	mg/kg	J
129-00-0	Pyrene	0.0410	0.053	0.020	mg/kg	J
95-94-3	1,2,4,5-Tetrachlorobenzene	ND	0.27	0.016	mg/kg	

CAS No.	Surrogate Recoveries	Run# 1	Run# 2	Limits
367-12-4	2-Fluorophenol	73%		13-110%

ND = Not detected MDL = Method Detection Limit
RL = Reporting Limit
E = Indicates value exceeds calibration range
J = Indicates an estimated value
B = Indicates analyte found in associated method blank
N = Indicates presumptive evidence of a compound

Report of Analysis

Client Sample ID:	400-PE-15		
Lab Sample ID:	JB70128-1	**Date Sampled:**	06/23/14
Matrix:	SO - Soil	**Date Received:**	06/24/14
Method:	SW846 8270D SW846 3550C	**Percent Solids:**	58.5
Project:	Carroll Gardens, 363-365 Bond Street, Brooklyn, NY		

ABN TCL List (SOM0 2.0)

CAS No.	Surrogate Recoveries	Run# 1	Run# 2	Limits
4165-62-2	Phenol-d5	75%		15-110%
118-79-6	2,4,6-Tribromophenol	94%		20-123%
4165-60-0	Nitrobenzene-d5	81%		10-110%
321-60-8	2-Fluorobiphenyl	76%		17-110%
1718-51-0	Terphenyl-d14	87%		30-124%

ND = Not detected MDL = Method Detection Limit
RL = Reporting Limit
E = Indicates value exceeds calibration range

J = Indicates an estimated value
B = Indicates analyte found in associated method blank
N = Indicates presumptive evidence of a compound

Report of Analysis

Client Sample ID: 400-PE-15
Lab Sample ID: JB70128-1
Matrix: SO - Soil
Project: Carroll Gardens, 363-365 Bond Street, Brooklyn, NY

Date Sampled: 06/23/14
Date Received: 06/24/14
Percent Solids: 58.5

Metals Analysis

Analyte	Result	RL	MDL	Units	DF	Prep	Analyzed	By	Method	Prep Method
Aluminum	13500	48	1.3	mg/kg	1	06/26/14	06/26/14	ND	SW846 6010C [1]	SW846 3050B [3]
Antimony	0.61 B	1.9	0.26	mg/kg	1	06/26/14	06/26/14	ND	SW846 6010C [1]	SW846 3050B [3]
Arsenic	8.8	1.9	0.28	mg/kg	1	06/26/14	06/26/14	ND	SW846 6010C [1]	SW846 3050B [3]
Barium	68.4	19	0.077	mg/kg	1	06/26/14	06/26/14	ND	SW846 6010C [1]	SW846 3050B [3]
Beryllium	0.53	0.19	0.019	mg/kg	1	06/26/14	06/26/14	ND	SW846 6010C [1]	SW846 3050B [3]
Cadmium	0.48	0.48	0.048	mg/kg	1	06/26/14	06/26/14	ND	SW846 6010C [1]	SW846 3050B [3]
Calcium	3770	480	2.9	mg/kg	1	06/26/14	06/26/14	ND	SW846 6010C [1]	SW846 3050B [3]
Chromium	26.2	0.96	0.067	mg/kg	1	06/26/14	06/26/14	ND	SW846 6010C [1]	SW846 3050B [3]
Cobalt	10.8	4.8	0.058	mg/kg	1	06/26/14	06/26/14	ND	SW846 6010C [1]	SW846 3050B [3]
Copper	29.5	2.4	0.14	mg/kg	1	06/26/14	06/26/14	ND	SW846 6010C [1]	SW846 3050B [3]
Iron	24100	48	0.92	mg/kg	1	06/26/14	06/26/14	ND	SW846 6010C [1]	SW846 3050B [3]
Lead	70.0	1.9	0.20	mg/kg	1	06/26/14	06/26/14	ND	SW846 6010C [1]	SW846 3050B [3]
Magnesium	6130	480	3.2	mg/kg	1	06/26/14	06/26/14	ND	SW846 6010C [1]	SW846 3050B [3]
Manganese	298	1.4	0.058	mg/kg	1	06/26/14	06/26/14	ND	SW846 6010C [1]	SW846 3050B [3]
Mercury	0.16	0.056	0.013	mg/kg	1	07/01/14	07/01/14	DP	SW846 7471B [2]	SW846 7471B [4]
Nickel	38.9	3.8	0.096	mg/kg	1	06/26/14	06/26/14	ND	SW846 6010C [1]	SW846 3050B [3]
Potassium	2610	960	3.8	mg/kg	1	06/26/14	06/26/14	ND	SW846 6010C [1]	SW846 3050B [3]
Selenium	0.32 U	1.9	0.32	mg/kg	1	06/26/14	06/26/14	ND	SW846 6010C [1]	SW846 3050B [3]
Silver	0.13 U	0.48	0.13	mg/kg	1	06/26/14	06/26/14	ND	SW846 6010C [1]	SW846 3050B [3]
Sodium	762 B	960	1.8	mg/kg	1	06/26/14	06/26/14	ND	SW846 6010C [1]	SW846 3050B [3]
Thallium	0.39 U	0.96	0.39	mg/kg	1	06/26/14	06/26/14	ND	SW846 6010C [1]	SW846 3050B [3]
Vanadium	32.0	4.8	0.086	mg/kg	1	06/26/14	06/26/14	ND	SW846 6010C [1]	SW846 3050B [3]
Zinc	84.8	1.9	0.36	mg/kg	1	06/26/14	06/26/14	ND	SW846 6010C [1]	SW846 3050B [3]

(1) Instrument QC Batch: MA34328
(2) Instrument QC Batch: MA34357
(3) Prep QC Batch: MP80319
(4) Prep QC Batch: MP80406

RL = Reporting Limit
MDL = Method Detection Limit

U = Indicates a result < MDL
B = Indicates a result > = MDL but < RL

Accutest Laboratories

Report of Analysis

Client Sample ID:	401-PE-14		
Lab Sample ID:	JB70128-2	**Date Sampled:**	06/23/14
Matrix:	SO - Soil	**Date Received:**	06/24/14
Method:	SW846 8260C	**Percent Solids:**	58.1
Project:	Carroll Gardens, 363-365 Bond Street, Brooklyn, NY		

	File ID	DF	Analyzed	By	Prep Date	Prep Batch	Analytical Batch
Run #1	3C111177.D	1	06/27/14	PS	n/a	n/a	V3C5008
Run #2							

	Initial Weight
Run #1	4.5 g
Run #2	

VOA TCL List

CAS No.	Compound	Result	RL	MDL	Units	Q
67-64-1	Acetone	0.0484	0.019	0.0087	mg/kg	
71-43-2	Benzene	ND	0.0019	0.00024	mg/kg	
74-97-5	Bromochloromethane	ND	0.0096	0.00099	mg/kg	
75-27-4	Bromodichloromethane	ND	0.0096	0.00054	mg/kg	
75-25-2	Bromoform	ND	0.0096	0.00050	mg/kg	
74-83-9	Bromomethane	ND	0.0096	0.00092	mg/kg	
78-93-3	2-Butanone (MEK)	ND	0.019	0.0084	mg/kg	
75-15-0	Carbon disulfide	0.0121	0.0096	0.00027	mg/kg	
56-23-5	Carbon tetrachloride	ND	0.0096	0.00048	mg/kg	
108-90-7	Chlorobenzene	ND	0.0096	0.00038	mg/kg	
75-00-3	Chloroethane	ND	0.0096	0.0019	mg/kg	
67-66-3	Chloroform	ND	0.0096	0.00049	mg/kg	
74-87-3	Chloromethane	ND	0.0096	0.00066	mg/kg	
110-82-7	Cyclohexane	0.0114	0.0096	0.00049	mg/kg	
96-12-8	1,2-Dibromo-3-chloropropane	ND	0.019	0.0025	mg/kg	
124-48-1	Dibromochloromethane	ND	0.0096	0.00046	mg/kg	
106-93-4	1,2-Dibromoethane	ND	0.0019	0.0010	mg/kg	
95-50-1	1,2-Dichlorobenzene	ND	0.0096	0.00065	mg/kg	
541-73-1	1,3-Dichlorobenzene	ND	0.0096	0.00042	mg/kg	
106-46-7	1,4-Dichlorobenzene	ND	0.0096	0.00048	mg/kg	
75-71-8	Dichlorodifluoromethane	ND	0.0096	0.00068	mg/kg	
75-34-3	1,1-Dichloroethane	ND	0.0096	0.00060	mg/kg	
107-06-2	1,2-Dichloroethane	ND	0.0019	0.00061	mg/kg	
75-35-4	1,1-Dichloroethene	ND	0.0096	0.00055	mg/kg	
156-59-2	cis-1,2-Dichloroethene	ND	0.0096	0.00040	mg/kg	
156-60-5	trans-1,2-Dichloroethene	ND	0.0096	0.00081	mg/kg	
78-87-5	1,2-Dichloropropane	ND	0.0096	0.00083	mg/kg	
10061-01-5	cis-1,3-Dichloropropene	ND	0.0096	0.00043	mg/kg	
10061-02-6	trans-1,3-Dichloropropene	ND	0.0096	0.00052	mg/kg	
100-41-4	Ethylbenzene	ND	0.0019	0.00033	mg/kg	
76-13-1	Freon 113	ND	0.0096	0.00083	mg/kg	
591-78-6	2-Hexanone	ND	0.0096	0.0034	mg/kg	

ND = Not detected MDL = Method Detection Limit
RL = Reporting Limit
E = Indicates value exceeds calibration range
J = Indicates an estimated value
B = Indicates analyte found in associated method blank
N = Indicates presumptive evidence of a compound

Report of Analysis

Client Sample ID:	401-PE-14		
Lab Sample ID:	JB70128-2	**Date Sampled:**	06/23/14
Matrix:	SO - Soil	**Date Received:**	06/24/14
Method:	SW846 8260C	**Percent Solids:**	58.1
Project:	Carroll Gardens, 363-365 Bond Street, Brooklyn, NY		

VOA TCL List

CAS No.	Compound	Result	RL	MDL	Units	Q
98-82-8	Isopropylbenzene	ND	0.0096	0.00028	mg/kg	
79-20-9	Methyl Acetate	ND	0.0096	0.0032	mg/kg	
108-87-2	Methylcyclohexane	0.0643	0.0096	0.00031	mg/kg	
1634-04-4	Methyl Tert Butyl Ether	ND	0.0019	0.00066	mg/kg	
108-10-1	4-Methyl-2-pentanone(MIBK)	ND	0.0096	0.0025	mg/kg	
75-09-2	Methylene chloride	ND	0.0096	0.0033	mg/kg	
100-42-5	Styrene	ND	0.0096	0.00044	mg/kg	
79-34-5	1,1,2,2-Tetrachloroethane	ND	0.0096	0.00065	mg/kg	
127-18-4	Tetrachloroethene	ND	0.0096	0.00078	mg/kg	
108-88-3	Toluene	ND	0.0019	0.00027	mg/kg	
87-61-6	1,2,3-Trichlorobenzene	ND	0.0096	0.00040	mg/kg	
120-82-1	1,2,4-Trichlorobenzene	ND	0.0096	0.00035	mg/kg	
71-55-6	1,1,1-Trichloroethane	ND	0.0096	0.00055	mg/kg	
79-00-5	1,1,2-Trichloroethane	ND	0.0096	0.0016	mg/kg	
79-01-6	Trichloroethene	ND	0.0096	0.00067	mg/kg	
75-69-4	Trichlorofluoromethane	ND	0.0096	0.00043	mg/kg	
75-01-4	Vinyl chloride	ND	0.0096	0.00065	mg/kg	
	m,p-Xylene	ND	0.0019	0.00093	mg/kg	
95-47-6	o-Xylene	ND	0.0019	0.00034	mg/kg	
1330-20-7	Xylene (total)	ND	0.0019	0.00034	mg/kg	

CAS No.	Surrogate Recoveries	Run# 1	Run# 2	Limits
1868-53-7	Dibromofluoromethane	110%		59-130%
17060-07-0	1,2-Dichloroethane-D4	105%		65-123%
2037-26-5	Toluene-D8	105%		77-125%
460-00-4	4-Bromofluorobenzene	117%		71-132%

ND = Not detected MDL = Method Detection Limit
RL = Reporting Limit
E = Indicates value exceeds calibration range

J = Indicates an estimated value
B = Indicates analyte found in associated method blank
N = Indicates presumptive evidence of a compound

Accutest Laboratories

Report of Analysis

Client Sample ID:	401-PE-14		
Lab Sample ID:	JB70128-2	**Date Sampled:**	06/23/14
Matrix:	SO - Soil	**Date Received:**	06/24/14
Method:	SW846 8270D SW846 3550C	**Percent Solids:**	58.1
Project:	Carroll Gardens, 363-365 Bond Street, Brooklyn, NY		

	File ID	DF	Analyzed	By	Prep Date	Prep Batch	Analytical Batch
Run #1	M106102.D	1	07/07/14	SP	06/26/14	OP75975	EM4338
Run #2							

	Initial Weight	Final Volume
Run #1	31.1 g	1.0 ml
Run #2		

ABN TCL List (SOM0 2.0)

CAS No.	Compound	Result	RL	MDL	Units	Q
95-57-8	2-Chlorophenol	ND	0.11	0.055	mg/kg	
59-50-7	4-Chloro-3-methyl phenol	ND	0.28	0.055	mg/kg	
120-83-2	2,4-Dichlorophenol	ND	0.28	0.089	mg/kg	
105-67-9	2,4-Dimethylphenol	ND	0.28	0.093	mg/kg	
51-28-5	2,4-Dinitrophenol	ND	1.1	0.068	mg/kg	
534-52-1	4,6-Dinitro-o-cresol	ND	1.1	0.068	mg/kg	
95-48-7	2-Methylphenol	ND	0.11	0.063	mg/kg	
	3&4-Methylphenol	ND	0.11	0.070	mg/kg	
88-75-5	2-Nitrophenol	ND	0.28	0.059	mg/kg	
100-02-7	4-Nitrophenol	ND	0.55	0.094	mg/kg	
87-86-5	Pentachlorophenol	ND	0.55	0.095	mg/kg	
108-95-2	Phenol	ND	0.11	0.058	mg/kg	
58-90-2	2,3,4,6-Tetrachlorophenol	ND	0.28	0.057	mg/kg	
95-95-4	2,4,5-Trichlorophenol	ND	0.28	0.064	mg/kg	
88-06-2	2,4,6-Trichlorophenol	ND	0.28	0.052	mg/kg	
83-32-9	Acenaphthene	ND	0.055	0.016	mg/kg	
208-96-8	Acenaphthylene	ND	0.055	0.018	mg/kg	
98-86-2	Acetophenone	ND	0.28	0.0097	mg/kg	
120-12-7	Anthracene	ND	0.055	0.019	mg/kg	
1912-24-9	Atrazine	ND	0.11	0.011	mg/kg	
56-55-3	Benzo(a)anthracene	ND	0.055	0.018	mg/kg	
50-32-8	Benzo(a)pyrene	ND	0.055	0.017	mg/kg	
205-99-2	Benzo(b)fluoranthene	ND	0.055	0.018	mg/kg	
191-24-2	Benzo(g,h,i)perylene	ND	0.055	0.021	mg/kg	
207-08-9	Benzo(k)fluoranthene	ND	0.055	0.021	mg/kg	
101-55-3	4-Bromophenyl phenyl ether	ND	0.11	0.020	mg/kg	
85-68-7	Butyl benzyl phthalate	ND	0.11	0.032	mg/kg	
92-52-4	1,1'-Biphenyl	ND	0.11	0.0064	mg/kg	
100-52-7	Benzaldehyde	ND	0.28	0.013	mg/kg	
91-58-7	2-Chloronaphthalene	ND	0.11	0.017	mg/kg	
106-47-8	4-Chloroaniline	ND	0.28	0.018	mg/kg	
86-74-8	Carbazole	ND	0.11	0.026	mg/kg	

ND = Not detected MDL = Method Detection Limit
RL = Reporting Limit
E = Indicates value exceeds calibration range
J = Indicates an estimated value
B = Indicates analyte found in associated method blank
N = Indicates presumptive evidence of a compound

Report of Analysis

Client Sample ID:	401-PE-14		
Lab Sample ID:	JB70128-2	**Date Sampled:**	06/23/14
Matrix:	SO - Soil	**Date Received:**	06/24/14
Method:	SW846 8270D SW846 3550C	**Percent Solids:**	58.1
Project:	Carroll Gardens, 363-365 Bond Street, Brooklyn, NY		

ABN TCL List (SOM0 2.0)

CAS No.	Compound	Result	RL	MDL	Units	Q
105-60-2	Caprolactam	ND	0.11	0.017	mg/kg	
218-01-9	Chrysene	ND	0.055	0.019	mg/kg	
111-91-1	bis(2-Chloroethoxy)methane	ND	0.11	0.022	mg/kg	
111-44-4	bis(2-Chloroethyl)ether	ND	0.11	0.017	mg/kg	
108-60-1	bis(2-Chloroisopropyl)ether	ND	0.11	0.016	mg/kg	
7005-72-3	4-Chlorophenyl phenyl ether	ND	0.11	0.017	mg/kg	
121-14-2	2,4-Dinitrotoluene	ND	0.055	0.024	mg/kg	
606-20-2	2,6-Dinitrotoluene	ND	0.055	0.021	mg/kg	
91-94-1	3,3'-Dichlorobenzidine	ND	0.11	0.014	mg/kg	
123-91-1	1,4-Dioxane	ND	0.055	0.036	mg/kg	
53-70-3	Dibenzo(a,h)anthracene	ND	0.055	0.019	mg/kg	
132-64-9	Dibenzofuran	ND	0.11	0.016	mg/kg	
84-74-2	Di-n-butyl phthalate	ND	0.11	0.012	mg/kg	
117-84-0	Di-n-octyl phthalate	ND	0.11	0.027	mg/kg	
84-66-2	Diethyl phthalate	ND	0.11	0.019	mg/kg	
131-11-3	Dimethyl phthalate	ND	0.11	0.019	mg/kg	
117-81-7	bis(2-Ethylhexyl)phthalate	ND	0.11	0.049	mg/kg	
206-44-0	Fluoranthene	ND	0.055	0.024	mg/kg	
86-73-7	Fluorene	ND	0.055	0.018	mg/kg	
118-74-1	Hexachlorobenzene	ND	0.11	0.018	mg/kg	
87-68-3	Hexachlorobutadiene	ND	0.055	0.015	mg/kg	
77-47-4	Hexachlorocyclopentadiene	ND	0.55	0.056	mg/kg	
67-72-1	Hexachloroethane	ND	0.28	0.015	mg/kg	
193-39-5	Indeno(1,2,3-cd)pyrene	ND	0.055	0.019	mg/kg	
78-59-1	Isophorone	ND	0.11	0.015	mg/kg	
91-57-6	2-Methylnaphthalene	ND	0.11	0.031	mg/kg	
88-74-4	2-Nitroaniline	ND	0.28	0.024	mg/kg	
99-09-2	3-Nitroaniline	ND	0.28	0.022	mg/kg	
100-01-6	4-Nitroaniline	ND	0.28	0.022	mg/kg	
91-20-3	Naphthalene	ND	0.055	0.015	mg/kg	
98-95-3	Nitrobenzene	ND	0.11	0.016	mg/kg	
621-64-7	N-Nitroso-di-n-propylamine	ND	0.11	0.014	mg/kg	
86-30-6	N-Nitrosodiphenylamine	ND	0.28	0.033	mg/kg	
85-01-8	Phenanthrene	ND	0.055	0.025	mg/kg	
129-00-0	Pyrene	ND	0.055	0.021	mg/kg	
95-94-3	1,2,4,5-Tetrachlorobenzene	ND	0.28	0.017	mg/kg	

CAS No.	Surrogate Recoveries	Run# 1	Run# 2	Limits
367-12-4	2-Fluorophenol	75%		13-110%

ND = Not detected MDL = Method Detection Limit
RL = Reporting Limit
E = Indicates value exceeds calibration range
J = Indicates an estimated value
B = Indicates analyte found in associated method blank
N = Indicates presumptive evidence of a compound

Report of Analysis

Client Sample ID:	401-PE-14		
Lab Sample ID:	JB70128-2	**Date Sampled:**	06/23/14
Matrix:	SO - Soil	**Date Received:**	06/24/14
Method:	SW846 8270D SW846 3550C	**Percent Solids:**	58.1
Project:	Carroll Gardens, 363-365 Bond Street, Brooklyn, NY		

ABN TCL List (SOM0 2.0)

CAS No.	Surrogate Recoveries	Run# 1	Run# 2	Limits
4165-62-2	Phenol-d5	77%		15-110%
118-79-6	2,4,6-Tribromophenol	88%		20-123%
4165-60-0	Nitrobenzene-d5	85%		10-110%
321-60-8	2-Fluorobiphenyl	77%		17-110%
1718-51-0	Terphenyl-d14	89%		30-124%

ND = Not detected MDL = Method Detection Limit
RL = Reporting Limit
E = Indicates value exceeds calibration range

J = Indicates an estimated value
B = Indicates analyte found in associated method blank
N = Indicates presumptive evidence of a compound

Report of Analysis

Client Sample ID: 401-PE-14
Lab Sample ID: JB70128-2
Matrix: SO - Soil
Project: Carroll Gardens, 363-365 Bond Street, Brooklyn, NY

Date Sampled: 06/23/14
Date Received: 06/24/14
Percent Solids: 58.1

Metals Analysis

Analyte	Result	RL	MDL	Units	DF	Prep	Analyzed	By	Method	Prep Method
Aluminum	16300	53	1.4	mg/kg	1	06/26/14	06/26/14	ND	SW846 6010C [1]	SW846 3050B [4]
Antimony	0.67 B	2.1	0.29	mg/kg	1	06/26/14	06/26/14	ND	SW846 6010C [1]	SW846 3050B [4]
Arsenic	11.0	2.1	0.31	mg/kg	1	06/26/14	06/26/14	ND	SW846 6010C [1]	SW846 3050B [4]
Barium	41.2	21	0.085	mg/kg	1	06/26/14	06/26/14	ND	SW846 6010C [1]	SW846 3050B [4]
Beryllium	0.55	0.21	0.021	mg/kg	1	06/26/14	06/26/14	ND	SW846 6010C [1]	SW846 3050B [4]
Cadmium	0.51 B	0.53	0.053	mg/kg	1	06/26/14	06/26/14	ND	SW846 6010C [1]	SW846 3050B [4]
Calcium	2340	530	3.2	mg/kg	1	06/26/14	06/26/14	ND	SW846 6010C [1]	SW846 3050B [4]
Chromium	32.4	1.1	0.074	mg/kg	1	06/26/14	06/26/14	ND	SW846 6010C [1]	SW846 3050B [4]
Cobalt	11.7	5.3	0.064	mg/kg	1	06/26/14	06/26/14	ND	SW846 6010C [1]	SW846 3050B [4]
Copper	19.9	2.7	0.16	mg/kg	1	06/26/14	06/26/14	ND	SW846 6010C [1]	SW846 3050B [4]
Iron	32100	53	1.0	mg/kg	1	06/26/14	06/26/14	ND	SW846 6010C [1]	SW846 3050B [4]
Lead	27.9	2.1	0.22	mg/kg	1	06/26/14	06/26/14	ND	SW846 6010C [1]	SW846 3050B [4]
Magnesium	7380	530	3.6	mg/kg	1	06/26/14	06/26/14	ND	SW846 6010C [1]	SW846 3050B [4]
Manganese	322	1.6	0.064	mg/kg	1	06/26/14	06/26/14	ND	SW846 6010C [1]	SW846 3050B [4]
Mercury	0.041 B	0.050	0.011	mg/kg	1	07/01/14	07/01/14	DP	SW846 7471B [3]	SW846 7471B [5]
Nickel	37.1	4.2	0.11	mg/kg	1	06/26/14	06/26/14	ND	SW846 6010C [1]	SW846 3050B [4]
Potassium	3370	1100	4.2	mg/kg	1	06/26/14	06/26/14	ND	SW846 6010C [1]	SW846 3050B [4]
Selenium	0.35 U	2.1	0.35	mg/kg	1	06/26/14	06/26/14	ND	SW846 6010C [1]	SW846 3050B [4]
Silver	1.9	0.53	0.15	mg/kg	1	06/26/14	06/27/14	KK	SW846 6010C [2]	SW846 3050B [4]
Sodium	1080 B	1100	2.0	mg/kg	1	06/26/14	06/26/14	ND	SW846 6010C [1]	SW846 3050B [4]
Thallium	0.44 U	1.1	0.44	mg/kg	1	06/26/14	06/26/14	ND	SW846 6010C [1]	SW846 3050B [4]
Vanadium	36.9	5.3	0.096	mg/kg	1	06/26/14	06/26/14	ND	SW846 6010C [1]	SW846 3050B [4]
Zinc	86.7	2.1	0.40	mg/kg	1	06/26/14	06/26/14	ND	SW846 6010C [1]	SW846 3050B [4]

(1) Instrument QC Batch: MA34328
(2) Instrument QC Batch: MA34336
(3) Instrument QC Batch: MA34357
(4) Prep QC Batch: MP80319
(5) Prep QC Batch: MP80406

RL = Reporting Limit
MDL = Method Detection Limit

U = Indicates a result < MDL
B = Indicates a result > = MDL but < RL

Accutest Laboratories

Report of Analysis

Client Sample ID: 402-PE-12
Lab Sample ID: JB70128-3
Matrix: SO - Soil
Method: SW846 8260C
Project: Carroll Gardens, 363-365 Bond Street, Brooklyn, NY

Date Sampled: 06/23/14
Date Received: 06/24/14
Percent Solids: 66.3

	File ID	DF	Analyzed	By	Prep Date	Prep Batch	Analytical Batch
Run #1	3C111178.D	1	06/27/14	PS	n/a	n/a	V3C5008
Run #2							

	Initial Weight
Run #1	5.4 g
Run #2	

VOA TCL List

CAS No.	Compound	Result	RL	MDL	Units	Q
67-64-1	Acetone	0.0657	0.014	0.0064	mg/kg	
71-43-2	Benzene	ND	0.0014	0.00018	mg/kg	
74-97-5	Bromochloromethane	ND	0.0070	0.00072	mg/kg	
75-27-4	Bromodichloromethane	ND	0.0070	0.00039	mg/kg	
75-25-2	Bromoform	ND	0.0070	0.00037	mg/kg	
74-83-9	Bromomethane	ND	0.0070	0.00067	mg/kg	
78-93-3	2-Butanone (MEK)	0.0149	0.014	0.0061	mg/kg	
75-15-0	Carbon disulfide	0.0076	0.0070	0.00020	mg/kg	
56-23-5	Carbon tetrachloride	ND	0.0070	0.00035	mg/kg	
108-90-7	Chlorobenzene	ND	0.0070	0.00028	mg/kg	
75-00-3	Chloroethane	ND	0.0070	0.0014	mg/kg	
67-66-3	Chloroform	ND	0.0070	0.00035	mg/kg	
74-87-3	Chloromethane	ND	0.0070	0.00048	mg/kg	
110-82-7	Cyclohexane	0.00087	0.0070	0.00036	mg/kg	J
96-12-8	1,2-Dibromo-3-chloropropane	ND	0.014	0.0019	mg/kg	
124-48-1	Dibromochloromethane	ND	0.0070	0.00034	mg/kg	
106-93-4	1,2-Dibromoethane	ND	0.0014	0.00077	mg/kg	
95-50-1	1,2-Dichlorobenzene	ND	0.0070	0.00047	mg/kg	
541-73-1	1,3-Dichlorobenzene	ND	0.0070	0.00030	mg/kg	
106-46-7	1,4-Dichlorobenzene	ND	0.0070	0.00035	mg/kg	
75-71-8	Dichlorodifluoromethane	ND	0.0070	0.00049	mg/kg	
75-34-3	1,1-Dichloroethane	ND	0.0070	0.00044	mg/kg	
107-06-2	1,2-Dichloroethane	ND	0.0014	0.00045	mg/kg	
75-35-4	1,1-Dichloroethene	ND	0.0070	0.00040	mg/kg	
156-59-2	cis-1,2-Dichloroethene	ND	0.0070	0.00029	mg/kg	
156-60-5	trans-1,2-Dichloroethene	ND	0.0070	0.00059	mg/kg	
78-87-5	1,2-Dichloropropane	ND	0.0070	0.00061	mg/kg	
10061-01-5	cis-1,3-Dichloropropene	ND	0.0070	0.00032	mg/kg	
10061-02-6	trans-1,3-Dichloropropene	ND	0.0070	0.00038	mg/kg	
100-41-4	Ethylbenzene	ND	0.0014	0.00024	mg/kg	
76-13-1	Freon 113	ND	0.0070	0.00061	mg/kg	
591-78-6	2-Hexanone	ND	0.0070	0.0025	mg/kg	

ND = Not detected MDL = Method Detection Limit
RL = Reporting Limit
E = Indicates value exceeds calibration range

J = Indicates an estimated value
B = Indicates analyte found in associated method blank
N = Indicates presumptive evidence of a compound

Report of Analysis

Client Sample ID:	402-PE-12		
Lab Sample ID:	JB70128-3	**Date Sampled:**	06/23/14
Matrix:	SO - Soil	**Date Received:**	06/24/14
Method:	SW846 8260C	**Percent Solids:**	66.3
Project:	Carroll Gardens, 363-365 Bond Street, Brooklyn, NY		

VOA TCL List

CAS No.	Compound	Result	RL	MDL	Units	Q
98-82-8	Isopropylbenzene	0.00026	0.0070	0.00021	mg/kg	J
79-20-9	Methyl Acetate	ND	0.0070	0.0023	mg/kg	
108-87-2	Methylcyclohexane	0.0022	0.0070	0.00023	mg/kg	J
1634-04-4	Methyl Tert Butyl Ether	0.00097	0.0014	0.00048	mg/kg	J
108-10-1	4-Methyl-2-pentanone(MIBK)	ND	0.0070	0.0018	mg/kg	
75-09-2	Methylene chloride	ND	0.0070	0.0024	mg/kg	
100-42-5	Styrene	ND	0.0070	0.00032	mg/kg	
79-34-5	1,1,2,2-Tetrachloroethane	ND	0.0070	0.00048	mg/kg	
127-18-4	Tetrachloroethene	ND	0.0070	0.00057	mg/kg	
108-88-3	Toluene	ND	0.0014	0.00020	mg/kg	
87-61-6	1,2,3-Trichlorobenzene	ND	0.0070	0.00029	mg/kg	
120-82-1	1,2,4-Trichlorobenzene	ND	0.0070	0.00025	mg/kg	
71-55-6	1,1,1-Trichloroethane	ND	0.0070	0.00040	mg/kg	
79-00-5	1,1,2-Trichloroethane	ND	0.0070	0.0011	mg/kg	
79-01-6	Trichloroethene	ND	0.0070	0.00049	mg/kg	
75-69-4	Trichlorofluoromethane	ND	0.0070	0.00031	mg/kg	
75-01-4	Vinyl chloride	ND	0.0070	0.00048	mg/kg	
	m,p-Xylene	ND	0.0014	0.00068	mg/kg	
95-47-6	o-Xylene	ND	0.0014	0.00025	mg/kg	
1330-20-7	Xylene (total)	ND	0.0014	0.00025	mg/kg	

CAS No.	Surrogate Recoveries	Run# 1	Run# 2	Limits
1868-53-7	Dibromofluoromethane	109%		59-130%
17060-07-0	1,2-Dichloroethane-D4	105%		65-123%
2037-26-5	Toluene-D8	104%		77-125%
460-00-4	4-Bromofluorobenzene	115%		71-132%

ND = Not detected MDL = Method Detection Limit
RL = Reporting Limit
E = Indicates value exceeds calibration range

J = Indicates an estimated value
B = Indicates analyte found in associated method blank
N = Indicates presumptive evidence of a compound

Accutest Laboratories

Report of Analysis

Client Sample ID:	402-PE-12		
Lab Sample ID:	JB70128-3	**Date Sampled:**	06/23/14
Matrix:	SO - Soil	**Date Received:**	06/24/14
Method:	SW846 8270D SW846 3550C	**Percent Solids:**	66.3
Project:	Carroll Gardens, 363-365 Bond Street, Brooklyn, NY		

	File ID	DF	Analyzed	By	Prep Date	Prep Batch	Analytical Batch
Run #1	M106103.D	1	07/07/14	SP	06/26/14	OP75975	EM4338
Run #2							

	Initial Weight	Final Volume
Run #1	33.5 g	1.0 ml
Run #2		

ABN TCL List (SOM0 2.0)

CAS No.	Compound	Result	RL	MDL	Units	Q
95-57-8	2-Chlorophenol	ND	0.090	0.045	mg/kg	
59-50-7	4-Chloro-3-methyl phenol	ND	0.23	0.045	mg/kg	
120-83-2	2,4-Dichlorophenol	ND	0.23	0.072	mg/kg	
105-67-9	2,4-Dimethylphenol	ND	0.23	0.076	mg/kg	
51-28-5	2,4-Dinitrophenol	ND	0.90	0.055	mg/kg	
534-52-1	4,6-Dinitro-o-cresol	ND	0.90	0.055	mg/kg	
95-48-7	2-Methylphenol	ND	0.090	0.051	mg/kg	
	3&4-Methylphenol	ND	0.090	0.057	mg/kg	
88-75-5	2-Nitrophenol	ND	0.23	0.048	mg/kg	
100-02-7	4-Nitrophenol	ND	0.45	0.076	mg/kg	
87-86-5	Pentachlorophenol	ND	0.45	0.077	mg/kg	
108-95-2	Phenol	ND	0.090	0.047	mg/kg	
58-90-2	2,3,4,6-Tetrachlorophenol	ND	0.23	0.046	mg/kg	
95-95-4	2,4,5-Trichlorophenol	ND	0.23	0.052	mg/kg	
88-06-2	2,4,6-Trichlorophenol	ND	0.23	0.042	mg/kg	
83-32-9	Acenaphthene	ND	0.045	0.013	mg/kg	
208-96-8	Acenaphthylene	ND	0.045	0.014	mg/kg	
98-86-2	Acetophenone	ND	0.23	0.0079	mg/kg	
120-12-7	Anthracene	ND	0.045	0.016	mg/kg	
1912-24-9	Atrazine	ND	0.090	0.0089	mg/kg	
56-55-3	Benzo(a)anthracene	ND	0.045	0.015	mg/kg	
50-32-8	Benzo(a)pyrene	ND	0.045	0.014	mg/kg	
205-99-2	Benzo(b)fluoranthene	ND	0.045	0.015	mg/kg	
191-24-2	Benzo(g,h,i)perylene	ND	0.045	0.017	mg/kg	
207-08-9	Benzo(k)fluoranthene	ND	0.045	0.017	mg/kg	
101-55-3	4-Bromophenyl phenyl ether	ND	0.090	0.016	mg/kg	
85-68-7	Butyl benzyl phthalate	ND	0.090	0.026	mg/kg	
92-52-4	1,1'-Biphenyl	ND	0.090	0.0052	mg/kg	
100-52-7	Benzaldehyde	ND	0.23	0.010	mg/kg	
91-58-7	2-Chloronaphthalene	ND	0.090	0.014	mg/kg	
106-47-8	4-Chloroaniline	ND	0.23	0.014	mg/kg	
86-74-8	Carbazole	ND	0.090	0.021	mg/kg	

ND = Not detected MDL = Method Detection Limit
RL = Reporting Limit
E = Indicates value exceeds calibration range
J = Indicates an estimated value
B = Indicates analyte found in associated method blank
N = Indicates presumptive evidence of a compound

Report of Analysis

Client Sample ID:	402-PE-12		
Lab Sample ID:	JB70128-3	**Date Sampled:**	06/23/14
Matrix:	SO - Soil	**Date Received:**	06/24/14
Method:	SW846 8270D SW846 3550C	**Percent Solids:**	66.3
Project:	Carroll Gardens, 363-365 Bond Street, Brooklyn, NY		

ABN TCL List (SOM0 2.0)

CAS No.	Compound	Result	RL	MDL	Units	Q
105-60-2	Caprolactam	ND	0.090	0.014	mg/kg	
218-01-9	Chrysene	ND	0.045	0.015	mg/kg	
111-91-1	bis(2-Chloroethoxy)methane	ND	0.090	0.018	mg/kg	
111-44-4	bis(2-Chloroethyl)ether	ND	0.090	0.014	mg/kg	
108-60-1	bis(2-Chloroisopropyl)ether	ND	0.090	0.013	mg/kg	
7005-72-3	4-Chlorophenyl phenyl ether	ND	0.090	0.014	mg/kg	
121-14-2	2,4-Dinitrotoluene	ND	0.045	0.020	mg/kg	
606-20-2	2,6-Dinitrotoluene	ND	0.045	0.017	mg/kg	
91-94-1	3,3'-Dichlorobenzidine	ND	0.090	0.011	mg/kg	
123-91-1	1,4-Dioxane	ND	0.045	0.029	mg/kg	
53-70-3	Dibenzo(a,h)anthracene	ND	0.045	0.015	mg/kg	
132-64-9	Dibenzofuran	ND	0.090	0.013	mg/kg	
84-74-2	Di-n-butyl phthalate	ND	0.090	0.010	mg/kg	
117-84-0	Di-n-octyl phthalate	ND	0.090	0.022	mg/kg	
84-66-2	Diethyl phthalate	ND	0.090	0.015	mg/kg	
131-11-3	Dimethyl phthalate	ND	0.090	0.016	mg/kg	
117-81-7	bis(2-Ethylhexyl)phthalate	ND	0.090	0.040	mg/kg	
206-44-0	Fluoranthene	ND	0.045	0.020	mg/kg	
86-73-7	Fluorene	ND	0.045	0.015	mg/kg	
118-74-1	Hexachlorobenzene	ND	0.090	0.015	mg/kg	
87-68-3	Hexachlorobutadiene	ND	0.045	0.013	mg/kg	
77-47-4	Hexachlorocyclopentadiene	ND	0.45	0.046	mg/kg	
67-72-1	Hexachloroethane	ND	0.23	0.013	mg/kg	
193-39-5	Indeno(1,2,3-cd)pyrene	ND	0.045	0.016	mg/kg	
78-59-1	Isophorone	ND	0.090	0.012	mg/kg	
91-57-6	2-Methylnaphthalene	ND	0.090	0.025	mg/kg	
88-74-4	2-Nitroaniline	ND	0.23	0.020	mg/kg	
99-09-2	3-Nitroaniline	ND	0.23	0.018	mg/kg	
100-01-6	4-Nitroaniline	ND	0.23	0.018	mg/kg	
91-20-3	Naphthalene	ND	0.045	0.012	mg/kg	
98-95-3	Nitrobenzene	ND	0.090	0.013	mg/kg	
621-64-7	N-Nitroso-di-n-propylamine	ND	0.090	0.011	mg/kg	
86-30-6	N-Nitrosodiphenylamine	ND	0.23	0.027	mg/kg	
85-01-8	Phenanthrene	ND	0.045	0.020	mg/kg	
129-00-0	Pyrene	ND	0.045	0.017	mg/kg	
95-94-3	1,2,4,5-Tetrachlorobenzene	ND	0.23	0.014	mg/kg	

CAS No.	Surrogate Recoveries	Run# 1	Run# 2	Limits
367-12-4	2-Fluorophenol	83%		13-110%

ND = Not detected MDL = Method Detection Limit
RL = Reporting Limit
E = Indicates value exceeds calibration range
J = Indicates an estimated value
B = Indicates analyte found in associated method blank
N = Indicates presumptive evidence of a compound

Report of Analysis

Client Sample ID:	402-PE-12		
Lab Sample ID:	JB70128-3	**Date Sampled:**	06/23/14
Matrix:	SO - Soil	**Date Received:**	06/24/14
Method:	SW846 8270D SW846 3550C	**Percent Solids:**	66.3
Project:	Carroll Gardens, 363-365 Bond Street, Brooklyn, NY		

ABN TCL List (SOM0 2.0)

CAS No.	Surrogate Recoveries	Run# 1	Run# 2	Limits
4165-62-2	Phenol-d5	84%		15-110%
118-79-6	2,4,6-Tribromophenol	92%		20-123%
4165-60-0	Nitrobenzene-d5	94%		10-110%
321-60-8	2-Fluorobiphenyl	84%		17-110%
1718-51-0	Terphenyl-d14	89%		30-124%

ND = Not detected MDL = Method Detection Limit
RL = Reporting Limit
E = Indicates value exceeds calibration range

J = Indicates an estimated value
B = Indicates analyte found in associated method blank
N = Indicates presumptive evidence of a compound

Report of Analysis

Client Sample ID: 402-PE-12
Lab Sample ID: JB70128-3
Matrix: SO - Soil
Project: Carroll Gardens, 363-365 Bond Street, Brooklyn, NY

Date Sampled: 06/23/14
Date Received: 06/24/14
Percent Solids: 66.3

Metals Analysis

Analyte	Result	RL	MDL	Units	DF	Prep	Analyzed	By	Method	Prep Method
Aluminum	9370	54	1.4	mg/kg	1	06/26/14	06/27/14	ND	SW846 6010C [1]	SW846 3050B [3]
Antimony	0.33 B	2.2	0.29	mg/kg	1	06/26/14	06/27/14	ND	SW846 6010C [1]	SW846 3050B [3]
Arsenic	6.8	2.2	0.31	mg/kg	1	06/26/14	06/27/14	ND	SW846 6010C [1]	SW846 3050B [3]
Barium	29.3	22	0.086	mg/kg	1	06/26/14	06/27/14	ND	SW846 6010C [1]	SW846 3050B [3]
Beryllium	0.26	0.22	0.022	mg/kg	1	06/26/14	06/27/14	ND	SW846 6010C [1]	SW846 3050B [3]
Cadmium	0.30 B	0.54	0.054	mg/kg	1	06/26/14	06/27/14	ND	SW846 6010C [1]	SW846 3050B [3]
Calcium	1930	540	3.3	mg/kg	1	06/26/14	06/27/14	ND	SW846 6010C [1]	SW846 3050B [3]
Chromium	18.2	1.1	0.075	mg/kg	1	06/26/14	06/27/14	ND	SW846 6010C [1]	SW846 3050B [3]
Cobalt	5.8	5.4	0.065	mg/kg	1	06/26/14	06/27/14	ND	SW846 6010C [1]	SW846 3050B [3]
Copper	9.2	2.7	0.16	mg/kg	1	06/26/14	06/27/14	ND	SW846 6010C [1]	SW846 3050B [3]
Iron	19400	54	1.0	mg/kg	1	06/26/14	06/27/14	ND	SW846 6010C [1]	SW846 3050B [3]
Lead	14.7	2.2	0.23	mg/kg	1	06/26/14	06/27/14	ND	SW846 6010C [1]	SW846 3050B [3]
Magnesium	3610	540	3.6	mg/kg	1	06/26/14	06/27/14	ND	SW846 6010C [1]	SW846 3050B [3]
Manganese	186	1.6	0.065	mg/kg	1	06/26/14	06/27/14	ND	SW846 6010C [1]	SW846 3050B [3]
Mercury	0.015 B	0.045	0.010	mg/kg	1	07/01/14	07/01/14	DP	SW846 7471B [2]	SW846 7471B [4]
Nickel	17.5	4.3	0.11	mg/kg	1	06/26/14	06/27/14	ND	SW846 6010C [1]	SW846 3050B [3]
Potassium	1800	1100	4.3	mg/kg	1	06/26/14	06/27/14	ND	SW846 6010C [1]	SW846 3050B [3]
Selenium	0.36 U	2.2	0.36	mg/kg	1	06/26/14	06/27/14	ND	SW846 6010C [1]	SW846 3050B [3]
Silver	0.15 U	0.54	0.15	mg/kg	1	06/26/14	06/27/14	ND	SW846 6010C [1]	SW846 3050B [3]
Sodium	664 B	1100	2.0	mg/kg	1	06/26/14	06/27/14	ND	SW846 6010C [1]	SW846 3050B [3]
Thallium	0.44 U	1.1	0.44	mg/kg	1	06/26/14	06/27/14	ND	SW846 6010C [1]	SW846 3050B [3]
Vanadium	19.9	5.4	0.097	mg/kg	1	06/26/14	06/27/14	ND	SW846 6010C [1]	SW846 3050B [3]
Zinc	46.6	2.2	0.41	mg/kg	1	06/26/14	06/27/14	ND	SW846 6010C [1]	SW846 3050B [3]

(1) Instrument QC Batch: MA34328
(2) Instrument QC Batch: MA34357
(3) Prep QC Batch: MP80319
(4) Prep QC Batch: MP80406

RL = Reporting Limit
MDL = Method Detection Limit

U = Indicates a result < MDL
B = Indicates a result > = MDL but < RL

Accutest Laboratories

Report of Analysis

Client Sample ID:	403-DUP-7		
Lab Sample ID:	JB70128-4	**Date Sampled:**	06/23/14
Matrix:	SO - Soil	**Date Received:**	06/24/14
Method:	SW846 8260C	**Percent Solids:**	58.3
Project:	Carroll Gardens, 363-365 Bond Street, Brooklyn, NY		

	File ID	DF	Analyzed	By	Prep Date	Prep Batch	Analytical Batch
Run #1	3C111179.D	1	06/28/14	PS	n/a	n/a	V3C5008
Run #2							

	Initial Weight
Run #1	4.9 g
Run #2	

VOA TCL List

CAS No.	Compound	Result	RL	MDL	Units	Q
67-64-1	Acetone	0.0548	0.018	0.0080	mg/kg	
71-43-2	Benzene	ND	0.0018	0.00022	mg/kg	
74-97-5	Bromochloromethane	ND	0.0088	0.00091	mg/kg	
75-27-4	Bromodichloromethane	ND	0.0088	0.00049	mg/kg	
75-25-2	Bromoform	ND	0.0088	0.00046	mg/kg	
74-83-9	Bromomethane	ND	0.0088	0.00084	mg/kg	
78-93-3	2-Butanone (MEK)	ND	0.018	0.0077	mg/kg	
75-15-0	Carbon disulfide	0.0060	0.0088	0.00025	mg/kg	J
56-23-5	Carbon tetrachloride	ND	0.0088	0.00044	mg/kg	
108-90-7	Chlorobenzene	ND	0.0088	0.00034	mg/kg	
75-00-3	Chloroethane	ND	0.0088	0.0017	mg/kg	
67-66-3	Chloroform	ND	0.0088	0.00044	mg/kg	
74-87-3	Chloromethane	ND	0.0088	0.00060	mg/kg	
110-82-7	Cyclohexane	0.0013	0.0088	0.00045	mg/kg	J
96-12-8	1,2-Dibromo-3-chloropropane	ND	0.018	0.0023	mg/kg	
124-48-1	Dibromochloromethane	ND	0.0088	0.00042	mg/kg	
106-93-4	1,2-Dibromoethane	ND	0.0018	0.00096	mg/kg	
95-50-1	1,2-Dichlorobenzene	ND	0.0088	0.00059	mg/kg	
541-73-1	1,3-Dichlorobenzene	ND	0.0088	0.00038	mg/kg	
106-46-7	1,4-Dichlorobenzene	ND	0.0088	0.00044	mg/kg	
75-71-8	Dichlorodifluoromethane	ND	0.0088	0.00062	mg/kg	
75-34-3	1,1-Dichloroethane	ND	0.0088	0.00055	mg/kg	
107-06-2	1,2-Dichloroethane	ND	0.0018	0.00056	mg/kg	
75-35-4	1,1-Dichloroethene	ND	0.0088	0.00050	mg/kg	
156-59-2	cis-1,2-Dichloroethene	ND	0.0088	0.00036	mg/kg	
156-60-5	trans-1,2-Dichloroethene	ND	0.0088	0.00074	mg/kg	
78-87-5	1,2-Dichloropropane	ND	0.0088	0.00076	mg/kg	
10061-01-5	cis-1,3-Dichloropropene	ND	0.0088	0.00040	mg/kg	
10061-02-6	trans-1,3-Dichloropropene	ND	0.0088	0.00047	mg/kg	
100-41-4	Ethylbenzene	ND	0.0018	0.00031	mg/kg	
76-13-1	Freon 113	ND	0.0088	0.00076	mg/kg	
591-78-6	2-Hexanone	ND	0.0088	0.0031	mg/kg	

ND = Not detected MDL = Method Detection Limit
RL = Reporting Limit
E = Indicates value exceeds calibration range
J = Indicates an estimated value
B = Indicates analyte found in associated method blank
N = Indicates presumptive evidence of a compound

Report of Analysis

Client Sample ID:	403-DUP-7		
Lab Sample ID:	JB70128-4	**Date Sampled:**	06/23/14
Matrix:	SO - Soil	**Date Received:**	06/24/14
Method:	SW846 8260C	**Percent Solids:**	58.3
Project:	Carroll Gardens, 363-365 Bond Street, Brooklyn, NY		

VOA TCL List

CAS No.	Compound	Result	RL	MDL	Units	Q
98-82-8	Isopropylbenzene	ND	0.0088	0.00026	mg/kg	
79-20-9	Methyl Acetate	ND	0.0088	0.0029	mg/kg	
108-87-2	Methylcyclohexane	0.0030	0.0088	0.00029	mg/kg	J
1634-04-4	Methyl Tert Butyl Ether	0.0013	0.0018	0.00060	mg/kg	J
108-10-1	4-Methyl-2-pentanone(MIBK)	ND	0.0088	0.0023	mg/kg	
75-09-2	Methylene chloride	ND	0.0088	0.0030	mg/kg	
100-42-5	Styrene	ND	0.0088	0.00041	mg/kg	
79-34-5	1,1,2,2-Tetrachloroethane	ND	0.0088	0.00060	mg/kg	
127-18-4	Tetrachloroethene	ND	0.0088	0.00072	mg/kg	
108-88-3	Toluene	ND	0.0018	0.00025	mg/kg	
87-61-6	1,2,3-Trichlorobenzene	ND	0.0088	0.00036	mg/kg	
120-82-1	1,2,4-Trichlorobenzene	ND	0.0088	0.00032	mg/kg	
71-55-6	1,1,1-Trichloroethane	ND	0.0088	0.00050	mg/kg	
79-00-5	1,1,2-Trichloroethane	ND	0.0088	0.0014	mg/kg	
79-01-6	Trichloroethene	ND	0.0088	0.00061	mg/kg	
75-69-4	Trichlorofluoromethane	ND	0.0088	0.00039	mg/kg	
75-01-4	Vinyl chloride	ND	0.0088	0.00060	mg/kg	
	m,p-Xylene	ND	0.0018	0.00085	mg/kg	
95-47-6	o-Xylene	ND	0.0018	0.00031	mg/kg	
1330-20-7	Xylene (total)	ND	0.0018	0.00031	mg/kg	

CAS No.	Surrogate Recoveries	Run# 1	Run# 2	Limits
1868-53-7	Dibromofluoromethane	111%		59-130%
17060-07-0	1,2-Dichloroethane-D4	106%		65-123%
2037-26-5	Toluene-D8	105%		77-125%
460-00-4	4-Bromofluorobenzene	116%		71-132%

ND = Not detected MDL = Method Detection Limit
RL = Reporting Limit
E = Indicates value exceeds calibration range
J = Indicates an estimated value
B = Indicates analyte found in associated method blank
N = Indicates presumptive evidence of a compound

Accutest Laboratories

Report of Analysis

Client Sample ID:	403-DUP-7		
Lab Sample ID:	JB70128-4	**Date Sampled:**	06/23/14
Matrix:	SO - Soil	**Date Received:**	06/24/14
Method:	SW846 8270D SW846 3550C	**Percent Solids:**	58.3
Project:	Carroll Gardens, 363-365 Bond Street, Brooklyn, NY		

	File ID	DF	Analyzed	By	Prep Date	Prep Batch	Analytical Batch
Run #1	M106104.D	1	07/07/14	SP	06/26/14	OP75975	EM4338
Run #2							

	Initial Weight	Final Volume
Run #1	34.4 g	1.0 ml
Run #2		

ABN TCL List (SOM0 2.0)

CAS No.	Compound	Result	RL	MDL	Units	Q
95-57-8	2-Chlorophenol	ND	0.10	0.050	mg/kg	
59-50-7	4-Chloro-3-methyl phenol	ND	0.25	0.050	mg/kg	
120-83-2	2,4-Dichlorophenol	ND	0.25	0.080	mg/kg	
105-67-9	2,4-Dimethylphenol	ND	0.25	0.084	mg/kg	
51-28-5	2,4-Dinitrophenol	ND	1.0	0.061	mg/kg	
534-52-1	4,6-Dinitro-o-cresol	ND	1.0	0.061	mg/kg	
95-48-7	2-Methylphenol	ND	0.10	0.057	mg/kg	
	3&4-Methylphenol	ND	0.10	0.063	mg/kg	
88-75-5	2-Nitrophenol	ND	0.25	0.053	mg/kg	
100-02-7	4-Nitrophenol	ND	0.50	0.084	mg/kg	
87-86-5	Pentachlorophenol	ND	0.50	0.085	mg/kg	
108-95-2	Phenol	ND	0.10	0.052	mg/kg	
58-90-2	2,3,4,6-Tetrachlorophenol	ND	0.25	0.051	mg/kg	
95-95-4	2,4,5-Trichlorophenol	ND	0.25	0.058	mg/kg	
88-06-2	2,4,6-Trichlorophenol	ND	0.25	0.047	mg/kg	
83-32-9	Acenaphthene	ND	0.050	0.014	mg/kg	
208-96-8	Acenaphthylene	ND	0.050	0.016	mg/kg	
98-86-2	Acetophenone	ND	0.25	0.0088	mg/kg	
120-12-7	Anthracene	ND	0.050	0.017	mg/kg	
1912-24-9	Atrazine	ND	0.10	0.0098	mg/kg	
56-55-3	Benzo(a)anthracene	ND	0.050	0.016	mg/kg	
50-32-8	Benzo(a)pyrene	ND	0.050	0.015	mg/kg	
205-99-2	Benzo(b)fluoranthene	ND	0.050	0.017	mg/kg	
191-24-2	Benzo(g,h,i)perylene	ND	0.050	0.019	mg/kg	
207-08-9	Benzo(k)fluoranthene	ND	0.050	0.019	mg/kg	
101-55-3	4-Bromophenyl phenyl ether	ND	0.10	0.018	mg/kg	
85-68-7	Butyl benzyl phthalate	ND	0.10	0.029	mg/kg	
92-52-4	1,1'-Biphenyl	ND	0.10	0.0058	mg/kg	
100-52-7	Benzaldehyde	ND	0.25	0.011	mg/kg	
91-58-7	2-Chloronaphthalene	ND	0.10	0.015	mg/kg	
106-47-8	4-Chloroaniline	ND	0.25	0.016	mg/kg	
86-74-8	Carbazole	ND	0.10	0.023	mg/kg	

ND = Not detected MDL = Method Detection Limit
RL = Reporting Limit
E = Indicates value exceeds calibration range
J = Indicates an estimated value
B = Indicates analyte found in associated method blank
N = Indicates presumptive evidence of a compound

Report of Analysis

Client Sample ID:	403-DUP-7		
Lab Sample ID:	JB70128-4	**Date Sampled:**	06/23/14
Matrix:	SO - Soil	**Date Received:**	06/24/14
Method:	SW846 8270D SW846 3550C	**Percent Solids:**	58.3
Project:	Carroll Gardens, 363-365 Bond Street, Brooklyn, NY		

ABN TCL List (SOM0 2.0)

CAS No.	Compound	Result	RL	MDL	Units	Q
105-60-2	Caprolactam	ND	0.10	0.016	mg/kg	
218-01-9	Chrysene	ND	0.050	0.017	mg/kg	
111-91-1	bis(2-Chloroethoxy)methane	ND	0.10	0.020	mg/kg	
111-44-4	bis(2-Chloroethyl)ether	ND	0.10	0.015	mg/kg	
108-60-1	bis(2-Chloroisopropyl)ether	ND	0.10	0.015	mg/kg	
7005-72-3	4-Chlorophenyl phenyl ether	ND	0.10	0.015	mg/kg	
121-14-2	2,4-Dinitrotoluene	ND	0.050	0.022	mg/kg	
606-20-2	2,6-Dinitrotoluene	ND	0.050	0.019	mg/kg	
91-94-1	3,3'-Dichlorobenzidine	ND	0.10	0.013	mg/kg	
123-91-1	1,4-Dioxane	ND	0.050	0.032	mg/kg	
53-70-3	Dibenzo(a,h)anthracene	ND	0.050	0.017	mg/kg	
132-64-9	Dibenzofuran	ND	0.10	0.015	mg/kg	
84-74-2	Di-n-butyl phthalate	ND	0.10	0.011	mg/kg	
117-84-0	Di-n-octyl phthalate	ND	0.10	0.024	mg/kg	
84-66-2	Diethyl phthalate	ND	0.10	0.017	mg/kg	
131-11-3	Dimethyl phthalate	ND	0.10	0.018	mg/kg	
117-81-7	bis(2-Ethylhexyl)phthalate	ND	0.10	0.044	mg/kg	
206-44-0	Fluoranthene	ND	0.050	0.022	mg/kg	
86-73-7	Fluorene	ND	0.050	0.016	mg/kg	
118-74-1	Hexachlorobenzene	ND	0.10	0.016	mg/kg	
87-68-3	Hexachlorobutadiene	ND	0.050	0.014	mg/kg	
77-47-4	Hexachlorocyclopentadiene	ND	0.50	0.051	mg/kg	
67-72-1	Hexachloroethane	ND	0.25	0.014	mg/kg	
193-39-5	Indeno(1,2,3-cd)pyrene	ND	0.050	0.017	mg/kg	
78-59-1	Isophorone	ND	0.10	0.013	mg/kg	
91-57-6	2-Methylnaphthalene	ND	0.10	0.028	mg/kg	
88-74-4	2-Nitroaniline	ND	0.25	0.022	mg/kg	
99-09-2	3-Nitroaniline	ND	0.25	0.020	mg/kg	
100-01-6	4-Nitroaniline	ND	0.25	0.019	mg/kg	
91-20-3	Naphthalene	ND	0.050	0.014	mg/kg	
98-95-3	Nitrobenzene	ND	0.10	0.014	mg/kg	
621-64-7	N-Nitroso-di-n-propylamine	ND	0.10	0.012	mg/kg	
86-30-6	N-Nitrosodiphenylamine	ND	0.25	0.030	mg/kg	
85-01-8	Phenanthrene	ND	0.050	0.023	mg/kg	
129-00-0	Pyrene	ND	0.050	0.019	mg/kg	
95-94-3	1,2,4,5-Tetrachlorobenzene	ND	0.25	0.015	mg/kg	

CAS No.	Surrogate Recoveries	Run# 1	Run# 2	Limits
367-12-4	2-Fluorophenol	67%		13-110%

ND = Not detected MDL = Method Detection Limit
RL = Reporting Limit
E = Indicates value exceeds calibration range
J = Indicates an estimated value
B = Indicates analyte found in associated method blank
N = Indicates presumptive evidence of a compound

Report of Analysis

Client Sample ID:	403-DUP-7		
Lab Sample ID:	JB70128-4	**Date Sampled:**	06/23/14
Matrix:	SO - Soil	**Date Received:**	06/24/14
Method:	SW846 8270D SW846 3550C	**Percent Solids:**	58.3
Project:	Carroll Gardens, 363-365 Bond Street, Brooklyn, NY		

ABN TCL List (SOM0 2.0)

CAS No.	Surrogate Recoveries	Run# 1	Run# 2	Limits
4165-62-2	Phenol-d5	72%		15-110%
118-79-6	2,4,6-Tribromophenol	80%		20-123%
4165-60-0	Nitrobenzene-d5	77%		10-110%
321-60-8	2-Fluorobiphenyl	72%		17-110%
1718-51-0	Terphenyl-d14	76%		30-124%

ND = Not detected MDL = Method Detection Limit
RL = Reporting Limit
E = Indicates value exceeds calibration range

J = Indicates an estimated value
B = Indicates analyte found in associated method blank
N = Indicates presumptive evidence of a compound

Report of Analysis

Client Sample ID: 403-DUP-7
Lab Sample ID: JB70128-4
Matrix: SO - Soil
Project: Carroll Gardens, 363-365 Bond Street, Brooklyn, NY

Date Sampled: 06/23/14
Date Received: 06/24/14
Percent Solids: 58.3

Metals Analysis

Analyte	Result	RL	MDL	Units	DF	Prep	Analyzed	By	Method	Prep Method
Aluminum	13400	48	1.3	mg/kg	1	06/26/14	06/27/14	ND	SW846 6010C [1]	SW846 3050B [3]
Antimony	0.50 B	1.9	0.26	mg/kg	1	06/26/14	06/27/14	ND	SW846 6010C [1]	SW846 3050B [3]
Arsenic	8.9	1.9	0.28	mg/kg	1	06/26/14	06/27/14	ND	SW846 6010C [1]	SW846 3050B [3]
Barium	35.7	19	0.076	mg/kg	1	06/26/14	06/27/14	ND	SW846 6010C [1]	SW846 3050B [3]
Beryllium	0.40	0.19	0.019	mg/kg	1	06/26/14	06/27/14	ND	SW846 6010C [1]	SW846 3050B [3]
Cadmium	0.43 B	0.48	0.048	mg/kg	1	06/26/14	06/27/14	ND	SW846 6010C [1]	SW846 3050B [3]
Calcium	2430	480	2.9	mg/kg	1	06/26/14	06/27/14	ND	SW846 6010C [1]	SW846 3050B [3]
Chromium	26.2	0.95	0.067	mg/kg	1	06/26/14	06/27/14	ND	SW846 6010C [1]	SW846 3050B [3]
Cobalt	8.8	4.8	0.057	mg/kg	1	06/26/14	06/27/14	ND	SW846 6010C [1]	SW846 3050B [3]
Copper	12.4	2.4	0.14	mg/kg	1	06/26/14	06/27/14	ND	SW846 6010C [1]	SW846 3050B [3]
Iron	28000	48	0.91	mg/kg	1	06/26/14	06/27/14	ND	SW846 6010C [1]	SW846 3050B [3]
Lead	13.5	1.9	0.20	mg/kg	1	06/26/14	06/27/14	ND	SW846 6010C [1]	SW846 3050B [3]
Magnesium	5550	480	3.2	mg/kg	1	06/26/14	06/27/14	ND	SW846 6010C [1]	SW846 3050B [3]
Manganese	296	1.4	0.057	mg/kg	1	06/26/14	06/27/14	ND	SW846 6010C [1]	SW846 3050B [3]
Mercury	0.023 B	0.052	0.012	mg/kg	1	07/01/14	07/01/14	DP	SW846 7471B [2]	SW846 7471B [4]
Nickel	25.0	3.8	0.095	mg/kg	1	06/26/14	06/27/14	ND	SW846 6010C [1]	SW846 3050B [3]
Potassium	2580	950	3.8	mg/kg	1	06/26/14	06/27/14	ND	SW846 6010C [1]	SW846 3050B [3]
Selenium	0.31 U	1.9	0.31	mg/kg	1	06/26/14	06/27/14	ND	SW846 6010C [1]	SW846 3050B [3]
Silver	0.13 U	0.48	0.13	mg/kg	1	06/26/14	06/27/14	ND	SW846 6010C [1]	SW846 3050B [3]
Sodium	1180	950	1.8	mg/kg	1	06/26/14	06/27/14	ND	SW846 6010C [1]	SW846 3050B [3]
Thallium	0.39 U	0.95	0.39	mg/kg	1	06/26/14	06/27/14	ND	SW846 6010C [1]	SW846 3050B [3]
Vanadium	28.4	4.8	0.086	mg/kg	1	06/26/14	06/27/14	ND	SW846 6010C [1]	SW846 3050B [3]
Zinc	70.4	1.9	0.36	mg/kg	1	06/26/14	06/27/14	ND	SW846 6010C [1]	SW846 3050B [3]

(1) Instrument QC Batch: MA34328
(2) Instrument QC Batch: MA34357
(3) Prep QC Batch: MP80319
(4) Prep QC Batch: MP80406

RL = Reporting Limit
MDL = Method Detection Limit

U = Indicates a result < MDL
B = Indicates a result > = MDL but < RL

Accutest Laboratories

Report of Analysis

Client Sample ID: 404-PE-33
Lab Sample ID: JB70128-5
Matrix: SO - Soil
Method: SW846 8260C
Project: Carroll Gardens, 363-365 Bond Street, Brooklyn, NY

Date Sampled: 06/23/14
Date Received: 06/24/14
Percent Solids: 61.1

	File ID	DF	Analyzed	By	Prep Date	Prep Batch	Analytical Batch
Run #1	3C111180.D	1	06/28/14	PS	n/a	n/a	V3C5008
Run #2							

	Initial Weight
Run #1	5.0 g
Run #2	

VOA TCL List

CAS No.	Compound	Result	RL	MDL	Units	Q
67-64-1	Acetone	0.101	0.016	0.0075	mg/kg	
71-43-2	Benzene	ND	0.0016	0.00021	mg/kg	
74-97-5	Bromochloromethane	ND	0.0082	0.00085	mg/kg	
75-27-4	Bromodichloromethane	ND	0.0082	0.00046	mg/kg	
75-25-2	Bromoform	ND	0.0082	0.00043	mg/kg	
74-83-9	Bromomethane	ND	0.0082	0.00079	mg/kg	
78-93-3	2-Butanone (MEK)	0.0273	0.016	0.0072	mg/kg	
75-15-0	Carbon disulfide	0.0025	0.0082	0.00023	mg/kg	J
56-23-5	Carbon tetrachloride	ND	0.0082	0.00041	mg/kg	
108-90-7	Chlorobenzene	ND	0.0082	0.00032	mg/kg	
75-00-3	Chloroethane	ND	0.0082	0.0016	mg/kg	
67-66-3	Chloroform	ND	0.0082	0.00042	mg/kg	
74-87-3	Chloromethane	ND	0.0082	0.00056	mg/kg	
110-82-7	Cyclohexane	0.0025	0.0082	0.00042	mg/kg	J
96-12-8	1,2-Dibromo-3-chloropropane	ND	0.016	0.0022	mg/kg	
124-48-1	Dibromochloromethane	ND	0.0082	0.00040	mg/kg	
106-93-4	1,2-Dibromoethane	ND	0.0016	0.00090	mg/kg	
95-50-1	1,2-Dichlorobenzene	ND	0.0082	0.00055	mg/kg	
541-73-1	1,3-Dichlorobenzene	ND	0.0082	0.00036	mg/kg	
106-46-7	1,4-Dichlorobenzene	ND	0.0082	0.00041	mg/kg	
75-71-8	Dichlorodifluoromethane	ND	0.0082	0.00058	mg/kg	
75-34-3	1,1-Dichloroethane	ND	0.0082	0.00051	mg/kg	
107-06-2	1,2-Dichloroethane	ND	0.0016	0.00053	mg/kg	
75-35-4	1,1-Dichloroethene	ND	0.0082	0.00047	mg/kg	
156-59-2	cis-1,2-Dichloroethene	ND	0.0082	0.00034	mg/kg	
156-60-5	trans-1,2-Dichloroethene	ND	0.0082	0.00069	mg/kg	
78-87-5	1,2-Dichloropropane	ND	0.0082	0.00071	mg/kg	
10061-01-5	cis-1,3-Dichloropropene	ND	0.0082	0.00037	mg/kg	
10061-02-6	trans-1,3-Dichloropropene	ND	0.0082	0.00044	mg/kg	
100-41-4	Ethylbenzene	ND	0.0016	0.00029	mg/kg	
76-13-1	Freon 113	ND	0.0082	0.00071	mg/kg	
591-78-6	2-Hexanone	ND	0.0082	0.0029	mg/kg	

ND = Not detected MDL = Method Detection Limit
RL = Reporting Limit
E = Indicates value exceeds calibration range

J = Indicates an estimated value
B = Indicates analyte found in associated method blank
N = Indicates presumptive evidence of a compound

Report of Analysis

Client Sample ID:	404-PE-33		
Lab Sample ID:	JB70128-5	**Date Sampled:**	06/23/14
Matrix:	SO - Soil	**Date Received:**	06/24/14
Method:	SW846 8260C	**Percent Solids:**	61.1
Project:	Carroll Gardens, 363-365 Bond Street, Brooklyn, NY		

VOA TCL List

CAS No.	Compound	Result	RL	MDL	Units	Q
98-82-8	Isopropylbenzene	0.0020	0.0082	0.00024	mg/kg	J
79-20-9	Methyl Acetate	ND	0.0082	0.0027	mg/kg	
108-87-2	Methylcyclohexane	0.0254	0.0082	0.00027	mg/kg	
1634-04-4	Methyl Tert Butyl Ether	0.0041	0.0016	0.00056	mg/kg	
108-10-1	4-Methyl-2-pentanone(MIBK)	ND	0.0082	0.0022	mg/kg	
75-09-2	Methylene chloride	ND	0.0082	0.0028	mg/kg	
100-42-5	Styrene	ND	0.0082	0.00038	mg/kg	
79-34-5	1,1,2,2-Tetrachloroethane	ND	0.0082	0.00056	mg/kg	
127-18-4	Tetrachloroethene	ND	0.0082	0.00067	mg/kg	
108-88-3	Toluene	ND	0.0016	0.00023	mg/kg	
87-61-6	1,2,3-Trichlorobenzene	ND	0.0082	0.00034	mg/kg	
120-82-1	1,2,4-Trichlorobenzene	ND	0.0082	0.00030	mg/kg	
71-55-6	1,1,1-Trichloroethane	ND	0.0082	0.00047	mg/kg	
79-00-5	1,1,2-Trichloroethane	ND	0.0082	0.0013	mg/kg	
79-01-6	Trichloroethene	ND	0.0082	0.00057	mg/kg	
75-69-4	Trichlorofluoromethane	ND	0.0082	0.00037	mg/kg	
75-01-4	Vinyl chloride	ND	0.0082	0.00056	mg/kg	
	m,p-Xylene	ND	0.0016	0.00079	mg/kg	
95-47-6	o-Xylene	0.00097	0.0016	0.00029	mg/kg	J
1330-20-7	Xylene (total)	0.0016	0.0016	0.00029	mg/kg	

CAS No.	Surrogate Recoveries	Run# 1	Run# 2	Limits
1868-53-7	Dibromofluoromethane	109%		59-130%
17060-07-0	1,2-Dichloroethane-D4	107%		65-123%
2037-26-5	Toluene-D8	109%		77-125%
460-00-4	4-Bromofluorobenzene	118%		71-132%

ND = Not detected MDL = Method Detection Limit
RL = Reporting Limit
E = Indicates value exceeds calibration range

J = Indicates an estimated value
B = Indicates analyte found in associated method blank
N = Indicates presumptive evidence of a compound

Accutest Laboratories

Report of Analysis

Client Sample ID:	404-PE-33		
Lab Sample ID:	JB70128-5	**Date Sampled:**	06/23/14
Matrix:	SO - Soil	**Date Received:**	06/24/14
Method:	SW846 8270D SW846 3550C	**Percent Solids:**	61.1
Project:	Carroll Gardens, 363-365 Bond Street, Brooklyn, NY		

	File ID	DF	Analyzed	By	Prep Date	Prep Batch	Analytical Batch
Run #1	M106105.D	1	07/07/14	SP	06/26/14	OP75975	EM4338
Run #2							

	Initial Weight	Final Volume
Run #1	31.8 g	1.0 ml
Run #2		

ABN TCL List (SOM0 2.0)

CAS No.	Compound	Result	RL	MDL	Units	Q
95-57-8	2-Chlorophenol	ND	0.10	0.051	mg/kg	
59-50-7	4-Chloro-3-methyl phenol	ND	0.26	0.051	mg/kg	
120-83-2	2,4-Dichlorophenol	ND	0.26	0.083	mg/kg	
105-67-9	2,4-Dimethylphenol	ND	0.26	0.086	mg/kg	
51-28-5	2,4-Dinitrophenol	ND	1.0	0.063	mg/kg	
534-52-1	4,6-Dinitro-o-cresol	ND	1.0	0.063	mg/kg	
95-48-7	2-Methylphenol	ND	0.10	0.059	mg/kg	
	3&4-Methylphenol	ND	0.10	0.065	mg/kg	
88-75-5	2-Nitrophenol	ND	0.26	0.055	mg/kg	
100-02-7	4-Nitrophenol	ND	0.51	0.087	mg/kg	
87-86-5	Pentachlorophenol	ND	0.51	0.088	mg/kg	
108-95-2	Phenol	ND	0.10	0.054	mg/kg	
58-90-2	2,3,4,6-Tetrachlorophenol	ND	0.26	0.053	mg/kg	
95-95-4	2,4,5-Trichlorophenol	ND	0.26	0.060	mg/kg	
88-06-2	2,4,6-Trichlorophenol	ND	0.26	0.048	mg/kg	
83-32-9	Acenaphthene	ND	0.051	0.015	mg/kg	
208-96-8	Acenaphthylene	ND	0.051	0.016	mg/kg	
98-86-2	Acetophenone	ND	0.26	0.0091	mg/kg	
120-12-7	Anthracene	ND	0.051	0.018	mg/kg	
1912-24-9	Atrazine	ND	0.10	0.010	mg/kg	
56-55-3	Benzo(a)anthracene	ND	0.051	0.017	mg/kg	
50-32-8	Benzo(a)pyrene	ND	0.051	0.016	mg/kg	
205-99-2	Benzo(b)fluoranthene	ND	0.051	0.017	mg/kg	
191-24-2	Benzo(g,h,i)perylene	ND	0.051	0.019	mg/kg	
207-08-9	Benzo(k)fluoranthene	ND	0.051	0.019	mg/kg	
101-55-3	4-Bromophenyl phenyl ether	ND	0.10	0.019	mg/kg	
85-68-7	Butyl benzyl phthalate	ND	0.10	0.030	mg/kg	
92-52-4	1,1'-Biphenyl	ND	0.10	0.0060	mg/kg	
100-52-7	Benzaldehyde	ND	0.26	0.012	mg/kg	
91-58-7	2-Chloronaphthalene	ND	0.10	0.016	mg/kg	
106-47-8	4-Chloroaniline	ND	0.26	0.016	mg/kg	
86-74-8	Carbazole	ND	0.10	0.024	mg/kg	

ND = Not detected MDL = Method Detection Limit
RL = Reporting Limit
E = Indicates value exceeds calibration range
J = Indicates an estimated value
B = Indicates analyte found in associated method blank
N = Indicates presumptive evidence of a compound

Report of Analysis

Client Sample ID:	404-PE-33		
Lab Sample ID:	JB70128-5	**Date Sampled:**	06/23/14
Matrix:	SO - Soil	**Date Received:**	06/24/14
Method:	SW846 8270D SW846 3550C	**Percent Solids:**	61.1
Project:	Carroll Gardens, 363-365 Bond Street, Brooklyn, NY		

ABN TCL List (SOM0 2.0)

CAS No.	Compound	Result	RL	MDL	Units	Q
105-60-2	Caprolactam	ND	0.10	0.016	mg/kg	
218-01-9	Chrysene	ND	0.051	0.017	mg/kg	
111-91-1	bis(2-Chloroethoxy)methane	ND	0.10	0.021	mg/kg	
111-44-4	bis(2-Chloroethyl)ether	ND	0.10	0.015	mg/kg	
108-60-1	bis(2-Chloroisopropyl)ether	ND	0.10	0.015	mg/kg	
7005-72-3	4-Chlorophenyl phenyl ether	ND	0.10	0.015	mg/kg	
121-14-2	2,4-Dinitrotoluene	ND	0.051	0.022	mg/kg	
606-20-2	2,6-Dinitrotoluene	ND	0.051	0.020	mg/kg	
91-94-1	3,3'-Dichlorobenzidine	ND	0.10	0.013	mg/kg	
123-91-1	1,4-Dioxane	ND	0.051	0.033	mg/kg	
53-70-3	Dibenzo(a,h)anthracene	ND	0.051	0.018	mg/kg	
132-64-9	Dibenzofuran	ND	0.10	0.015	mg/kg	
84-74-2	Di-n-butyl phthalate	ND	0.10	0.011	mg/kg	
117-84-0	Di-n-octyl phthalate	ND	0.10	0.025	mg/kg	
84-66-2	Diethyl phthalate	ND	0.10	0.018	mg/kg	
131-11-3	Dimethyl phthalate	ND	0.10	0.018	mg/kg	
117-81-7	bis(2-Ethylhexyl)phthalate	ND	0.10	0.045	mg/kg	
206-44-0	Fluoranthene	ND	0.051	0.023	mg/kg	
86-73-7	Fluorene	ND	0.051	0.017	mg/kg	
118-74-1	Hexachlorobenzene	ND	0.10	0.017	mg/kg	
87-68-3	Hexachlorobutadiene	ND	0.051	0.014	mg/kg	
77-47-4	Hexachlorocyclopentadiene	ND	0.51	0.052	mg/kg	
67-72-1	Hexachloroethane	ND	0.26	0.014	mg/kg	
193-39-5	Indeno(1,2,3-cd)pyrene	ND	0.051	0.018	mg/kg	
78-59-1	Isophorone	ND	0.10	0.014	mg/kg	
91-57-6	2-Methylnaphthalene	ND	0.10	0.029	mg/kg	
88-74-4	2-Nitroaniline	ND	0.26	0.023	mg/kg	
99-09-2	3-Nitroaniline	ND	0.26	0.021	mg/kg	
100-01-6	4-Nitroaniline	ND	0.26	0.020	mg/kg	
91-20-3	Naphthalene	ND	0.051	0.014	mg/kg	
98-95-3	Nitrobenzene	ND	0.10	0.015	mg/kg	
621-64-7	N-Nitroso-di-n-propylamine	ND	0.10	0.013	mg/kg	
86-30-6	N-Nitrosodiphenylamine	ND	0.26	0.031	mg/kg	
85-01-8	Phenanthrene	ND	0.051	0.023	mg/kg	
129-00-0	Pyrene	ND	0.051	0.020	mg/kg	
95-94-3	1,2,4,5-Tetrachlorobenzene	ND	0.26	0.016	mg/kg	

CAS No.	Surrogate Recoveries	Run# 1	Run# 2	Limits
367-12-4	2-Fluorophenol	69%		13-110%

ND = Not detected MDL = Method Detection Limit
RL = Reporting Limit
E = Indicates value exceeds calibration range
J = Indicates an estimated value
B = Indicates analyte found in associated method blank
N = Indicates presumptive evidence of a compound

Report of Analysis

Client Sample ID:	404-PE-33		
Lab Sample ID:	JB70128-5	**Date Sampled:**	06/23/14
Matrix:	SO - Soil	**Date Received:**	06/24/14
Method:	SW846 8270D SW846 3550C	**Percent Solids:**	61.1
Project:	Carroll Gardens, 363-365 Bond Street, Brooklyn, NY		

ABN TCL List (SOM0 2.0)

CAS No.	Surrogate Recoveries	Run# 1	Run# 2	Limits
4165-62-2	Phenol-d5	71%		15-110%
118-79-6	2,4,6-Tribromophenol	86%		20-123%
4165-60-0	Nitrobenzene-d5	81%		10-110%
321-60-8	2-Fluorobiphenyl	75%		17-110%
1718-51-0	Terphenyl-d14	80%		30-124%

ND = Not detected MDL = Method Detection Limit
RL = Reporting Limit
E = Indicates value exceeds calibration range

J = Indicates an estimated value
B = Indicates analyte found in associated method blank
N = Indicates presumptive evidence of a compound

Report of Analysis

Client Sample ID: 404-PE-33
Lab Sample ID: JB70128-5
Matrix: SO - Soil
Project: Carroll Gardens, 363-365 Bond Street, Brooklyn, NY

Date Sampled: 06/23/14
Date Received: 06/24/14
Percent Solids: 61.1

Metals Analysis

Analyte	Result	RL	MDL	Units	DF	Prep	Analyzed	By	Method	Prep Method
Aluminum	10400	45	1.2	mg/kg	1	06/26/14	06/27/14	ND	SW846 6010C [1]	SW846 3050B [3]
Antimony	0.50 B	1.8	0.25	mg/kg	1	06/26/14	06/27/14	ND	SW846 6010C [1]	SW846 3050B [3]
Arsenic	7.4	1.8	0.26	mg/kg	1	06/26/14	06/27/14	ND	SW846 6010C [1]	SW846 3050B [3]
Barium	32.3	18	0.073	mg/kg	1	06/26/14	06/27/14	ND	SW846 6010C [1]	SW846 3050B [3]
Beryllium	0.34	0.18	0.018	mg/kg	1	06/26/14	06/27/14	ND	SW846 6010C [1]	SW846 3050B [3]
Cadmium	0.35 B	0.45	0.045	mg/kg	1	06/26/14	06/27/14	ND	SW846 6010C [1]	SW846 3050B [3]
Calcium	2460	450	2.8	mg/kg	1	06/26/14	06/27/14	ND	SW846 6010C [1]	SW846 3050B [3]
Chromium	20.8	0.91	0.064	mg/kg	1	06/26/14	06/27/14	ND	SW846 6010C [1]	SW846 3050B [3]
Cobalt	6.6	4.5	0.055	mg/kg	1	06/26/14	06/27/14	ND	SW846 6010C [1]	SW846 3050B [3]
Copper	10.3	2.3	0.14	mg/kg	1	06/26/14	06/27/14	ND	SW846 6010C [1]	SW846 3050B [3]
Iron	22500	45	0.87	mg/kg	1	06/26/14	06/27/14	ND	SW846 6010C [1]	SW846 3050B [3]
Lead	16.7	1.8	0.19	mg/kg	1	06/26/14	06/27/14	ND	SW846 6010C [1]	SW846 3050B [3]
Magnesium	4290	450	3.1	mg/kg	1	06/26/14	06/27/14	ND	SW846 6010C [1]	SW846 3050B [3]
Manganese	217	1.4	0.055	mg/kg	1	06/26/14	06/27/14	ND	SW846 6010C [1]	SW846 3050B [3]
Mercury	0.030 B	0.050	0.011	mg/kg	1	07/01/14	07/01/14	DP	SW846 7471B [2]	SW846 7471B [4]
Nickel	19.6	3.6	0.091	mg/kg	1	06/26/14	06/27/14	ND	SW846 6010C [1]	SW846 3050B [3]
Potassium	1980	910	3.6	mg/kg	1	06/26/14	06/27/14	ND	SW846 6010C [1]	SW846 3050B [3]
Selenium	0.30 U	1.8	0.30	mg/kg	1	06/26/14	06/27/14	ND	SW846 6010C [1]	SW846 3050B [3]
Silver	0.13 U	0.45	0.13	mg/kg	1	06/26/14	06/27/14	ND	SW846 6010C [1]	SW846 3050B [3]
Sodium	1680	910	1.7	mg/kg	1	06/26/14	06/27/14	ND	SW846 6010C [1]	SW846 3050B [3]
Thallium	0.37 U	0.91	0.37	mg/kg	1	06/26/14	06/27/14	ND	SW846 6010C [1]	SW846 3050B [3]
Vanadium	24.9	4.5	0.082	mg/kg	1	06/26/14	06/27/14	ND	SW846 6010C [1]	SW846 3050B [3]
Zinc	53.3	1.8	0.35	mg/kg	1	06/26/14	06/27/14	ND	SW846 6010C [1]	SW846 3050B [3]

(1) Instrument QC Batch: MA34328
(2) Instrument QC Batch: MA34357
(3) Prep QC Batch: MP80319
(4) Prep QC Batch: MP80406

RL = Reporting Limit
MDL = Method Detection Limit

U = Indicates a result < MDL
B = Indicates a result > = MDL but < RL

Accutest Laboratories

Report of Analysis

Client Sample ID: 405-PE-35
Lab Sample ID: JB70128-6
Matrix: SO - Soil
Method: SW846 8260C
Project: Carroll Gardens, 363-365 Bond Street, Brooklyn, NY

Date Sampled: 06/23/14
Date Received: 06/24/14
Percent Solids: 57.2

	File ID	DF	Analyzed	By	Prep Date	Prep Batch	Analytical Batch
Run #1	3C111181.D	1	06/28/14	PS	n/a	n/a	V3C5008
Run #2							

	Initial Weight
Run #1	4.9 g
Run #2	

VOA TCL List

CAS No.	Compound	Result	RL	MDL	Units	Q
67-64-1	Acetone	0.0663	0.018	0.0081	mg/kg	
71-43-2	Benzene	ND	0.0018	0.00022	mg/kg	
74-97-5	Bromochloromethane	ND	0.0089	0.00093	mg/kg	
75-27-4	Bromodichloromethane	ND	0.0089	0.00050	mg/kg	
75-25-2	Bromoform	ND	0.0089	0.00047	mg/kg	
74-83-9	Bromomethane	ND	0.0089	0.00086	mg/kg	
78-93-3	2-Butanone (MEK)	ND	0.018	0.0078	mg/kg	
75-15-0	Carbon disulfide	0.0060	0.0089	0.00025	mg/kg	J
56-23-5	Carbon tetrachloride	ND	0.0089	0.00045	mg/kg	
108-90-7	Chlorobenzene	ND	0.0089	0.00035	mg/kg	
75-00-3	Chloroethane	ND	0.0089	0.0018	mg/kg	
67-66-3	Chloroform	ND	0.0089	0.00045	mg/kg	
74-87-3	Chloromethane	ND	0.0089	0.00061	mg/kg	
110-82-7	Cyclohexane	0.0011	0.0089	0.00046	mg/kg	J
96-12-8	1,2-Dibromo-3-chloropropane	ND	0.018	0.0024	mg/kg	
124-48-1	Dibromochloromethane	ND	0.0089	0.00043	mg/kg	
106-93-4	1,2-Dibromoethane	ND	0.0018	0.00098	mg/kg	
95-50-1	1,2-Dichlorobenzene	ND	0.0089	0.00060	mg/kg	
541-73-1	1,3-Dichlorobenzene	ND	0.0089	0.00039	mg/kg	
106-46-7	1,4-Dichlorobenzene	ND	0.0089	0.00045	mg/kg	
75-71-8	Dichlorodifluoromethane	ND	0.0089	0.00063	mg/kg	
75-34-3	1,1-Dichloroethane	ND	0.0089	0.00056	mg/kg	
107-06-2	1,2-Dichloroethane	ND	0.0018	0.00057	mg/kg	
75-35-4	1,1-Dichloroethene	ND	0.0089	0.00051	mg/kg	
156-59-2	cis-1,2-Dichloroethene	ND	0.0089	0.00037	mg/kg	
156-60-5	trans-1,2-Dichloroethene	ND	0.0089	0.00075	mg/kg	
78-87-5	1,2-Dichloropropane	ND	0.0089	0.00078	mg/kg	
10061-01-5	cis-1,3-Dichloropropene	ND	0.0089	0.00040	mg/kg	
10061-02-6	trans-1,3-Dichloropropene	ND	0.0089	0.00048	mg/kg	
100-41-4	Ethylbenzene	ND	0.0018	0.00031	mg/kg	
76-13-1	Freon 113	ND	0.0089	0.00078	mg/kg	
591-78-6	2-Hexanone	ND	0.0089	0.0032	mg/kg	

ND = Not detected MDL = Method Detection Limit
RL = Reporting Limit
E = Indicates value exceeds calibration range

J = Indicates an estimated value
B = Indicates analyte found in associated method blank
N = Indicates presumptive evidence of a compound

Report of Analysis

Client Sample ID:	405-PE-35		
Lab Sample ID:	JB70128-6	**Date Sampled:**	06/23/14
Matrix:	SO - Soil	**Date Received:**	06/24/14
Method:	SW846 8260C	**Percent Solids:**	57.2
Project:	Carroll Gardens, 363-365 Bond Street, Brooklyn, NY		

VOA TCL List

CAS No.	Compound	Result	RL	MDL	Units	Q
98-82-8	Isopropylbenzene	ND	0.0089	0.00026	mg/kg	
79-20-9	Methyl Acetate	ND	0.0089	0.0030	mg/kg	
108-87-2	Methylcyclohexane	0.0067	0.0089	0.00029	mg/kg	J
1634-04-4	Methyl Tert Butyl Ether	0.0035	0.0018	0.00061	mg/kg	
108-10-1	4-Methyl-2-pentanone(MIBK)	ND	0.0089	0.0024	mg/kg	
75-09-2	Methylene chloride	ND	0.0089	0.0030	mg/kg	
100-42-5	Styrene	ND	0.0089	0.00041	mg/kg	
79-34-5	1,1,2,2-Tetrachloroethane	ND	0.0089	0.00061	mg/kg	
127-18-4	Tetrachloroethene	ND	0.0089	0.00073	mg/kg	
108-88-3	Toluene	ND	0.0018	0.00025	mg/kg	
87-61-6	1,2,3-Trichlorobenzene	ND	0.0089	0.00037	mg/kg	
120-82-1	1,2,4-Trichlorobenzene	ND	0.0089	0.00032	mg/kg	
71-55-6	1,1,1-Trichloroethane	ND	0.0089	0.00051	mg/kg	
79-00-5	1,1,2-Trichloroethane	ND	0.0089	0.0015	mg/kg	
79-01-6	Trichloroethene	ND	0.0089	0.00062	mg/kg	
75-69-4	Trichlorofluoromethane	ND	0.0089	0.00040	mg/kg	
75-01-4	Vinyl chloride	ND	0.0089	0.00061	mg/kg	
	m,p-Xylene	ND	0.0018	0.00086	mg/kg	
95-47-6	o-Xylene	ND	0.0018	0.00032	mg/kg	
1330-20-7	Xylene (total)	ND	0.0018	0.00032	mg/kg	

CAS No.	Surrogate Recoveries	Run# 1	Run# 2	Limits
1868-53-7	Dibromofluoromethane	110%		59-130%
17060-07-0	1,2-Dichloroethane-D4	107%		65-123%
2037-26-5	Toluene-D8	104%		77-125%
460-00-4	4-Bromofluorobenzene	114%		71-132%

ND = Not detected MDL = Method Detection Limit
RL = Reporting Limit
E = Indicates value exceeds calibration range

J = Indicates an estimated value
B = Indicates analyte found in associated method blank
N = Indicates presumptive evidence of a compound

Accutest Laboratories

Report of Analysis

Client Sample ID:	405-PE-35		
Lab Sample ID:	JB70128-6	**Date Sampled:**	06/23/14
Matrix:	SO - Soil	**Date Received:**	06/24/14
Method:	SW846 8270D SW846 3550C	**Percent Solids:**	57.2
Project:	Carroll Gardens, 363-365 Bond Street, Brooklyn, NY		

	File ID	DF	Analyzed	By	Prep Date	Prep Batch	Analytical Batch
Run #1	M106106.D	1	07/07/14	SP	06/26/14	OP75975	EM4338
Run #2							

	Initial Weight	Final Volume
Run #1	31.3 g	1.0 ml
Run #2		

ABN TCL List (SOM0 2.0)

CAS No.	Compound	Result	RL	MDL	Units	Q
95-57-8	2-Chlorophenol	ND	0.11	0.056	mg/kg	
59-50-7	4-Chloro-3-methyl phenol	ND	0.28	0.056	mg/kg	
120-83-2	2,4-Dichlorophenol	ND	0.28	0.090	mg/kg	
105-67-9	2,4-Dimethylphenol	ND	0.28	0.094	mg/kg	
51-28-5	2,4-Dinitrophenol	ND	1.1	0.068	mg/kg	
534-52-1	4,6-Dinitro-o-cresol	ND	1.1	0.068	mg/kg	
95-48-7	2-Methylphenol	ND	0.11	0.064	mg/kg	
	3&4-Methylphenol	ND	0.11	0.071	mg/kg	
88-75-5	2-Nitrophenol	ND	0.28	0.059	mg/kg	
100-02-7	4-Nitrophenol	ND	0.56	0.094	mg/kg	
87-86-5	Pentachlorophenol	ND	0.56	0.096	mg/kg	
108-95-2	Phenol	ND	0.11	0.059	mg/kg	
58-90-2	2,3,4,6-Tetrachlorophenol	ND	0.28	0.058	mg/kg	
95-95-4	2,4,5-Trichlorophenol	ND	0.28	0.065	mg/kg	
88-06-2	2,4,6-Trichlorophenol	ND	0.28	0.053	mg/kg	
83-32-9	Acenaphthene	ND	0.056	0.016	mg/kg	
208-96-8	Acenaphthylene	ND	0.056	0.018	mg/kg	
98-86-2	Acetophenone	ND	0.28	0.0098	mg/kg	
120-12-7	Anthracene	ND	0.056	0.020	mg/kg	
1912-24-9	Atrazine	ND	0.11	0.011	mg/kg	
56-55-3	Benzo(a)anthracene	ND	0.056	0.018	mg/kg	
50-32-8	Benzo(a)pyrene	ND	0.056	0.017	mg/kg	
205-99-2	Benzo(b)fluoranthene	ND	0.056	0.019	mg/kg	
191-24-2	Benzo(g,h,i)perylene	ND	0.056	0.021	mg/kg	
207-08-9	Benzo(k)fluoranthene	ND	0.056	0.021	mg/kg	
101-55-3	4-Bromophenyl phenyl ether	ND	0.11	0.020	mg/kg	
85-68-7	Butyl benzyl phthalate	ND	0.11	0.032	mg/kg	
92-52-4	1,1'-Biphenyl	ND	0.11	0.0065	mg/kg	
100-52-7	Benzaldehyde	ND	0.28	0.013	mg/kg	
91-58-7	2-Chloronaphthalene	ND	0.11	0.017	mg/kg	
106-47-8	4-Chloroaniline	ND	0.28	0.018	mg/kg	
86-74-8	Carbazole	ND	0.11	0.026	mg/kg	

ND = Not detected MDL = Method Detection Limit
RL = Reporting Limit
E = Indicates value exceeds calibration range
J = Indicates an estimated value
B = Indicates analyte found in associated method blank
N = Indicates presumptive evidence of a compound

Report of Analysis

Client Sample ID:	405-PE-35		
Lab Sample ID:	JB70128-6	**Date Sampled:**	06/23/14
Matrix:	SO - Soil	**Date Received:**	06/24/14
Method:	SW846 8270D SW846 3550C	**Percent Solids:**	57.2
Project:	Carroll Gardens, 363-365 Bond Street, Brooklyn, NY		

ABN TCL List (SOM0 2.0)

CAS No.	Compound	Result	RL	MDL	Units	Q
105-60-2	Caprolactam	ND	0.11	0.018	mg/kg	
218-01-9	Chrysene	ND	0.056	0.019	mg/kg	
111-91-1	bis(2-Chloroethoxy)methane	ND	0.11	0.023	mg/kg	
111-44-4	bis(2-Chloroethyl)ether	ND	0.11	0.017	mg/kg	
108-60-1	bis(2-Chloroisopropyl)ether	ND	0.11	0.017	mg/kg	
7005-72-3	4-Chlorophenyl phenyl ether	ND	0.11	0.017	mg/kg	
121-14-2	2,4-Dinitrotoluene	ND	0.056	0.024	mg/kg	
606-20-2	2,6-Dinitrotoluene	ND	0.056	0.021	mg/kg	
91-94-1	3,3'-Dichlorobenzidine	ND	0.11	0.014	mg/kg	
123-91-1	1,4-Dioxane	ND	0.056	0.036	mg/kg	
53-70-3	Dibenzo(a,h)anthracene	ND	0.056	0.019	mg/kg	
132-64-9	Dibenzofuran	ND	0.11	0.017	mg/kg	
84-74-2	Di-n-butyl phthalate	ND	0.11	0.012	mg/kg	
117-84-0	Di-n-octyl phthalate	ND	0.11	0.027	mg/kg	
84-66-2	Diethyl phthalate	ND	0.11	0.019	mg/kg	
131-11-3	Dimethyl phthalate	ND	0.11	0.020	mg/kg	
117-81-7	bis(2-Ethylhexyl)phthalate	ND	0.11	0.049	mg/kg	
206-44-0	Fluoranthene	ND	0.056	0.025	mg/kg	
86-73-7	Fluorene	ND	0.056	0.018	mg/kg	
118-74-1	Hexachlorobenzene	ND	0.11	0.018	mg/kg	
87-68-3	Hexachlorobutadiene	ND	0.056	0.016	mg/kg	
77-47-4	Hexachlorocyclopentadiene	ND	0.56	0.057	mg/kg	
67-72-1	Hexachloroethane	ND	0.28	0.016	mg/kg	
193-39-5	Indeno(1,2,3-cd)pyrene	ND	0.056	0.019	mg/kg	
78-59-1	Isophorone	ND	0.11	0.015	mg/kg	
91-57-6	2-Methylnaphthalene	ND	0.11	0.031	mg/kg	
88-74-4	2-Nitroaniline	ND	0.28	0.025	mg/kg	
99-09-2	3-Nitroaniline	ND	0.28	0.022	mg/kg	
100-01-6	4-Nitroaniline	ND	0.28	0.022	mg/kg	
91-20-3	Naphthalene	ND	0.056	0.015	mg/kg	
98-95-3	Nitrobenzene	ND	0.11	0.016	mg/kg	
621-64-7	N-Nitroso-di-n-propylamine	ND	0.11	0.014	mg/kg	
86-30-6	N-Nitrosodiphenylamine	ND	0.28	0.033	mg/kg	
85-01-8	Phenanthrene	ND	0.056	0.025	mg/kg	
129-00-0	Pyrene	ND	0.056	0.021	mg/kg	
95-94-3	1,2,4,5-Tetrachlorobenzene	ND	0.28	0.017	mg/kg	

CAS No.	Surrogate Recoveries	Run# 1	Run# 2	Limits
367-12-4	2-Fluorophenol	78%		13-110%

ND = Not detected MDL = Method Detection Limit
RL = Reporting Limit
E = Indicates value exceeds calibration range
J = Indicates an estimated value
B = Indicates analyte found in associated method blank
N = Indicates presumptive evidence of a compound

Report of Analysis

Client Sample ID:	405-PE-35		
Lab Sample ID:	JB70128-6	**Date Sampled:**	06/23/14
Matrix:	SO - Soil	**Date Received:**	06/24/14
Method:	SW846 8270D SW846 3550C	**Percent Solids:**	57.2
Project:	Carroll Gardens, 363-365 Bond Street, Brooklyn, NY		

ABN TCL List (SOM0 2.0)

CAS No.	Surrogate Recoveries	Run# 1	Run# 2	Limits
4165-62-2	Phenol-d5	78%		15-110%
118-79-6	2,4,6-Tribromophenol	93%		20-123%
4165-60-0	Nitrobenzene-d5	86%		10-110%
321-60-8	2-Fluorobiphenyl	81%		17-110%
1718-51-0	Terphenyl-d14	90%		30-124%

ND = Not detected MDL = Method Detection Limit
RL = Reporting Limit
E = Indicates value exceeds calibration range

J = Indicates an estimated value
B = Indicates analyte found in associated method blank
N = Indicates presumptive evidence of a compound

Report of Analysis

Client Sample ID: 405-PE-35
Lab Sample ID: JB70128-6
Matrix: SO - Soil
Project: Carroll Gardens, 363-365 Bond Street, Brooklyn, NY

Date Sampled: 06/23/14
Date Received: 06/24/14
Percent Solids: 57.2

Metals Analysis

Analyte	Result	RL	MDL	Units	DF	Prep	Analyzed	By	Method	Prep Method
Aluminum	14400	49	1.3	mg/kg	1	06/26/14	06/27/14	ND	SW846 6010C [1]	SW846 3050B [4]
Antimony	0.57 B	1.9	0.26	mg/kg	1	06/26/14	06/27/14	ND	SW846 6010C [1]	SW846 3050B [4]
Arsenic	10.4	1.9	0.28	mg/kg	1	06/26/14	06/27/14	ND	SW846 6010C [1]	SW846 3050B [4]
Barium	36.7	19	0.078	mg/kg	1	06/26/14	06/27/14	ND	SW846 6010C [1]	SW846 3050B [4]
Beryllium	0.45	0.19	0.019	mg/kg	1	06/26/14	06/27/14	ND	SW846 6010C [1]	SW846 3050B [4]
Cadmium	0.50	0.49	0.049	mg/kg	1	06/26/14	06/27/14	ND	SW846 6010C [1]	SW846 3050B [4]
Calcium	2890	490	2.9	mg/kg	1	06/26/14	06/27/14	ND	SW846 6010C [1]	SW846 3050B [4]
Chromium	28.9	0.97	0.068	mg/kg	1	06/26/14	06/27/14	ND	SW846 6010C [1]	SW846 3050B [4]
Cobalt	9.6	4.9	0.058	mg/kg	1	06/26/14	06/27/14	ND	SW846 6010C [1]	SW846 3050B [4]
Copper	14.0	2.4	0.15	mg/kg	1	06/26/14	06/27/14	ND	SW846 6010C [1]	SW846 3050B [4]
Iron	31900	49	0.93	mg/kg	1	06/26/14	06/27/14	ND	SW846 6010C [1]	SW846 3050B [4]
Lead	18.6	1.9	0.20	mg/kg	1	06/26/14	06/27/14	ND	SW846 6010C [1]	SW846 3050B [4]
Magnesium	6200	490	3.3	mg/kg	1	06/26/14	06/27/14	ND	SW846 6010C [1]	SW846 3050B [4]
Manganese	343	1.5	0.058	mg/kg	1	06/26/14	06/27/14	ND	SW846 6010C [1]	SW846 3050B [4]
Mercury	0.024 B	0.052	0.012	mg/kg	1	07/01/14	07/01/14	DP	SW846 7471B [3]	SW846 7471B [5]
Nickel	27.9	3.9	0.097	mg/kg	1	06/26/14	06/27/14	ND	SW846 6010C [1]	SW846 3050B [4]
Potassium	2890	970	3.9	mg/kg	1	06/26/14	06/27/14	ND	SW846 6010C [1]	SW846 3050B [4]
Selenium	0.32 U	1.9	0.32	mg/kg	1	06/26/14	06/27/14	ND	SW846 6010C [1]	SW846 3050B [4]
Silver	1.4	0.49	0.14	mg/kg	1	06/26/14	06/27/14	KK	SW846 6010C [2]	SW846 3050B [4]
Sodium	1480	970	1.8	mg/kg	1	06/26/14	06/27/14	ND	SW846 6010C [1]	SW846 3050B [4]
Thallium	0.40 U	0.97	0.40	mg/kg	1	06/26/14	06/27/14	KK	SW846 6010C [2]	SW846 3050B [4]
Vanadium	31.8	4.9	0.087	mg/kg	1	06/26/14	06/27/14	ND	SW846 6010C [1]	SW846 3050B [4]
Zinc	76.2	1.9	0.37	mg/kg	1	06/26/14	06/27/14	ND	SW846 6010C [1]	SW846 3050B [4]

(1) Instrument QC Batch: MA34328
(2) Instrument QC Batch: MA34336
(3) Instrument QC Batch: MA34357
(4) Prep QC Batch: MP80319
(5) Prep QC Batch: MP80406

RL = Reporting Limit
MDL = Method Detection Limit

U = Indicates a result < MDL
B = Indicates a result > = MDL but < RL

Accutest Laboratories

Report of Analysis

Client Sample ID:	406-PE-34		
Lab Sample ID:	JB70128-7	**Date Sampled:**	06/23/14
Matrix:	SO - Soil	**Date Received:**	06/24/14
Method:	SW846 8260C	**Percent Solids:**	72.9
Project:	Carroll Gardens, 363-365 Bond Street, Brooklyn, NY		

	File ID	DF	Analyzed	By	Prep Date	Prep Batch	Analytical Batch
Run #1	3C111182.D	1	06/28/14	PS	n/a	n/a	V3C5008
Run #2							

	Initial Weight
Run #1	6.2 g
Run #2	

VOA TCL List

CAS No.	Compound	Result	RL	MDL	Units	Q
67-64-1	Acetone	0.0232	0.011	0.0050	mg/kg	
71-43-2	Benzene	ND	0.0011	0.00014	mg/kg	
74-97-5	Bromochloromethane	ND	0.0055	0.00057	mg/kg	
75-27-4	Bromodichloromethane	ND	0.0055	0.00031	mg/kg	
75-25-2	Bromoform	ND	0.0055	0.00029	mg/kg	
74-83-9	Bromomethane	ND	0.0055	0.00053	mg/kg	
78-93-3	2-Butanone (MEK)	ND	0.011	0.0049	mg/kg	
75-15-0	Carbon disulfide	0.0037	0.0055	0.00016	mg/kg	J
56-23-5	Carbon tetrachloride	ND	0.0055	0.00028	mg/kg	
108-90-7	Chlorobenzene	ND	0.0055	0.00022	mg/kg	
75-00-3	Chloroethane	ND	0.0055	0.0011	mg/kg	
67-66-3	Chloroform	ND	0.0055	0.00028	mg/kg	
74-87-3	Chloromethane	ND	0.0055	0.00038	mg/kg	
110-82-7	Cyclohexane	0.0014	0.0055	0.00028	mg/kg	J
96-12-8	1,2-Dibromo-3-chloropropane	ND	0.011	0.0015	mg/kg	
124-48-1	Dibromochloromethane	ND	0.0055	0.00027	mg/kg	
106-93-4	1,2-Dibromoethane	ND	0.0011	0.00061	mg/kg	
95-50-1	1,2-Dichlorobenzene	ND	0.0055	0.00037	mg/kg	
541-73-1	1,3-Dichlorobenzene	ND	0.0055	0.00024	mg/kg	
106-46-7	1,4-Dichlorobenzene	ND	0.0055	0.00028	mg/kg	
75-71-8	Dichlorodifluoromethane	ND	0.0055	0.00039	mg/kg	
75-34-3	1,1-Dichloroethane	ND	0.0055	0.00035	mg/kg	
107-06-2	1,2-Dichloroethane	ND	0.0011	0.00036	mg/kg	
75-35-4	1,1-Dichloroethene	ND	0.0055	0.00032	mg/kg	
156-59-2	cis-1,2-Dichloroethene	ND	0.0055	0.00023	mg/kg	
156-60-5	trans-1,2-Dichloroethene	ND	0.0055	0.00047	mg/kg	
78-87-5	1,2-Dichloropropane	ND	0.0055	0.00048	mg/kg	
10061-01-5	cis-1,3-Dichloropropene	ND	0.0055	0.00025	mg/kg	
10061-02-6	trans-1,3-Dichloropropene	ND	0.0055	0.00030	mg/kg	
100-41-4	Ethylbenzene	ND	0.0011	0.00019	mg/kg	
76-13-1	Freon 113	ND	0.0055	0.00048	mg/kg	
591-78-6	2-Hexanone	ND	0.0055	0.0020	mg/kg	

ND = Not detected MDL = Method Detection Limit
RL = Reporting Limit
E = Indicates value exceeds calibration range
J = Indicates an estimated value
B = Indicates analyte found in associated method blank
N = Indicates presumptive evidence of a compound

Report of Analysis

Client Sample ID:	406-PE-34		
Lab Sample ID:	JB70128-7	**Date Sampled:**	06/23/14
Matrix:	SO - Soil	**Date Received:**	06/24/14
Method:	SW846 8260C	**Percent Solids:**	72.9
Project:	Carroll Gardens, 363-365 Bond Street, Brooklyn, NY		

VOA TCL List

CAS No.	Compound	Result	RL	MDL	Units	Q
98-82-8	Isopropylbenzene	ND	0.0055	0.00016	mg/kg	
79-20-9	Methyl Acetate	ND	0.0055	0.0018	mg/kg	
108-87-2	Methylcyclohexane	0.0315	0.0055	0.00018	mg/kg	
1634-04-4	Methyl Tert Butyl Ether	ND	0.0011	0.00038	mg/kg	
108-10-1	4-Methyl-2-pentanone(MIBK)	ND	0.0055	0.0015	mg/kg	
75-09-2	Methylene chloride	ND	0.0055	0.0019	mg/kg	
100-42-5	Styrene	ND	0.0055	0.00026	mg/kg	
79-34-5	1,1,2,2-Tetrachloroethane	ND	0.0055	0.00038	mg/kg	
127-18-4	Tetrachloroethene	ND	0.0055	0.00045	mg/kg	
108-88-3	Toluene	ND	0.0011	0.00016	mg/kg	
87-61-6	1,2,3-Trichlorobenzene	ND	0.0055	0.00023	mg/kg	
120-82-1	1,2,4-Trichlorobenzene	ND	0.0055	0.00020	mg/kg	
71-55-6	1,1,1-Trichloroethane	ND	0.0055	0.00032	mg/kg	
79-00-5	1,1,2-Trichloroethane	ND	0.0055	0.00091	mg/kg	
79-01-6	Trichloroethene	ND	0.0055	0.00039	mg/kg	
75-69-4	Trichlorofluoromethane	ND	0.0055	0.00025	mg/kg	
75-01-4	Vinyl chloride	ND	0.0055	0.00038	mg/kg	
	m,p-Xylene	ND	0.0011	0.00054	mg/kg	
95-47-6	o-Xylene	ND	0.0011	0.00020	mg/kg	
1330-20-7	Xylene (total)	ND	0.0011	0.00020	mg/kg	

CAS No.	Surrogate Recoveries	Run# 1	Run# 2	Limits
1868-53-7	Dibromofluoromethane	108%		59-130%
17060-07-0	1,2-Dichloroethane-D4	105%		65-123%
2037-26-5	Toluene-D8	105%		77-125%
460-00-4	4-Bromofluorobenzene	117%		71-132%

ND = Not detected MDL = Method Detection Limit
RL = Reporting Limit
E = Indicates value exceeds calibration range

J = Indicates an estimated value
B = Indicates analyte found in associated method blank
N = Indicates presumptive evidence of a compound

Accutest Laboratories

Report of Analysis

Client Sample ID:	406-PE-34		
Lab Sample ID:	JB70128-7	**Date Sampled:**	06/23/14
Matrix:	SO - Soil	**Date Received:**	06/24/14
Method:	SW846 8270D SW846 3550C	**Percent Solids:**	72.9
Project:	Carroll Gardens, 363-365 Bond Street, Brooklyn, NY		

	File ID	DF	Analyzed	By	Prep Date	Prep Batch	Analytical Batch
Run #1	M106107.D	1	07/07/14	SP	06/26/14	OP75975	EM4338
Run #2							

	Initial Weight	Final Volume
Run #1	32.4 g	1.0 ml
Run #2		

ABN TCL List (SOM0 2.0)

CAS No.	Compound	Result	RL	MDL	Units	Q
95-57-8	2-Chlorophenol	ND	0.085	0.042	mg/kg	
59-50-7	4-Chloro-3-methyl phenol	ND	0.21	0.042	mg/kg	
120-83-2	2,4-Dichlorophenol	ND	0.21	0.068	mg/kg	
105-67-9	2,4-Dimethylphenol	ND	0.21	0.071	mg/kg	
51-28-5	2,4-Dinitrophenol	ND	0.85	0.052	mg/kg	
534-52-1	4,6-Dinitro-o-cresol	ND	0.85	0.052	mg/kg	
95-48-7	2-Methylphenol	ND	0.085	0.048	mg/kg	
	3&4-Methylphenol	ND	0.085	0.054	mg/kg	
88-75-5	2-Nitrophenol	ND	0.21	0.045	mg/kg	
100-02-7	4-Nitrophenol	ND	0.42	0.072	mg/kg	
87-86-5	Pentachlorophenol	ND	0.42	0.072	mg/kg	
108-95-2	Phenol	ND	0.085	0.044	mg/kg	
58-90-2	2,3,4,6-Tetrachlorophenol	ND	0.21	0.044	mg/kg	
95-95-4	2,4,5-Trichlorophenol	ND	0.21	0.049	mg/kg	
88-06-2	2,4,6-Trichlorophenol	ND	0.21	0.040	mg/kg	
83-32-9	Acenaphthene	ND	0.042	0.012	mg/kg	
208-96-8	Acenaphthylene	ND	0.042	0.014	mg/kg	
98-86-2	Acetophenone	ND	0.21	0.0075	mg/kg	
120-12-7	Anthracene	ND	0.042	0.015	mg/kg	
1912-24-9	Atrazine	ND	0.085	0.0083	mg/kg	
56-55-3	Benzo(a)anthracene	ND	0.042	0.014	mg/kg	
50-32-8	Benzo(a)pyrene	ND	0.042	0.013	mg/kg	
205-99-2	Benzo(b)fluoranthene	ND	0.042	0.014	mg/kg	
191-24-2	Benzo(g,h,i)perylene	ND	0.042	0.016	mg/kg	
207-08-9	Benzo(k)fluoranthene	ND	0.042	0.016	mg/kg	
101-55-3	4-Bromophenyl phenyl ether	ND	0.085	0.015	mg/kg	
85-68-7	Butyl benzyl phthalate	ND	0.085	0.025	mg/kg	
92-52-4	1,1'-Biphenyl	ND	0.085	0.0049	mg/kg	
100-52-7	Benzaldehyde	ND	0.21	0.0097	mg/kg	
91-58-7	2-Chloronaphthalene	ND	0.085	0.013	mg/kg	
106-47-8	4-Chloroaniline	ND	0.21	0.014	mg/kg	
86-74-8	Carbazole	ND	0.085	0.020	mg/kg	

ND = Not detected MDL = Method Detection Limit
RL = Reporting Limit
E = Indicates value exceeds calibration range
J = Indicates an estimated value
B = Indicates analyte found in associated method blank
N = Indicates presumptive evidence of a compound

Report of Analysis

Client Sample ID:	406-PE-34		
Lab Sample ID:	JB70128-7	**Date Sampled:**	06/23/14
Matrix:	SO - Soil	**Date Received:**	06/24/14
Method:	SW846 8270D SW846 3550C	**Percent Solids:**	72.9
Project:	Carroll Gardens, 363-365 Bond Street, Brooklyn, NY		

ABN TCL List (SOM0 2.0)

CAS No.	Compound	Result	RL	MDL	Units	Q
105-60-2	Caprolactam	ND	0.085	0.013	mg/kg	
218-01-9	Chrysene	ND	0.042	0.014	mg/kg	
111-91-1	bis(2-Chloroethoxy)methane	ND	0.085	0.017	mg/kg	
111-44-4	bis(2-Chloroethyl)ether	ND	0.085	0.013	mg/kg	
108-60-1	bis(2-Chloroisopropyl)ether	ND	0.085	0.013	mg/kg	
7005-72-3	4-Chlorophenyl phenyl ether	ND	0.085	0.013	mg/kg	
121-14-2	2,4-Dinitrotoluene	ND	0.042	0.019	mg/kg	
606-20-2	2,6-Dinitrotoluene	ND	0.042	0.016	mg/kg	
91-94-1	3,3'-Dichlorobenzidine	ND	0.085	0.011	mg/kg	
123-91-1	1,4-Dioxane	ND	0.042	0.028	mg/kg	
53-70-3	Dibenzo(a,h)anthracene	ND	0.042	0.014	mg/kg	
132-64-9	Dibenzofuran	ND	0.085	0.013	mg/kg	
84-74-2	Di-n-butyl phthalate	ND	0.085	0.0094	mg/kg	
117-84-0	Di-n-octyl phthalate	ND	0.085	0.021	mg/kg	
84-66-2	Diethyl phthalate	ND	0.085	0.014	mg/kg	
131-11-3	Dimethyl phthalate	ND	0.085	0.015	mg/kg	
117-81-7	bis(2-Ethylhexyl)phthalate	ND	0.085	0.037	mg/kg	
206-44-0	Fluoranthene	ND	0.042	0.019	mg/kg	
86-73-7	Fluorene	ND	0.042	0.014	mg/kg	
118-74-1	Hexachlorobenzene	ND	0.085	0.014	mg/kg	
87-68-3	Hexachlorobutadiene	ND	0.042	0.012	mg/kg	
77-47-4	Hexachlorocyclopentadiene	ND	0.42	0.043	mg/kg	
67-72-1	Hexachloroethane	ND	0.21	0.012	mg/kg	
193-39-5	Indeno(1,2,3-cd)pyrene	ND	0.042	0.015	mg/kg	
78-59-1	Isophorone	ND	0.085	0.011	mg/kg	
91-57-6	2-Methylnaphthalene	ND	0.085	0.024	mg/kg	
88-74-4	2-Nitroaniline	ND	0.21	0.019	mg/kg	
99-09-2	3-Nitroaniline	ND	0.21	0.017	mg/kg	
100-01-6	4-Nitroaniline	ND	0.21	0.017	mg/kg	
91-20-3	Naphthalene	ND	0.042	0.012	mg/kg	
98-95-3	Nitrobenzene	ND	0.085	0.012	mg/kg	
621-64-7	N-Nitroso-di-n-propylamine	ND	0.085	0.010	mg/kg	
86-30-6	N-Nitrosodiphenylamine	ND	0.21	0.025	mg/kg	
85-01-8	Phenanthrene	ND	0.042	0.019	mg/kg	
129-00-0	Pyrene	ND	0.042	0.016	mg/kg	
95-94-3	1,2,4,5-Tetrachlorobenzene	ND	0.21	0.013	mg/kg	

CAS No.	Surrogate Recoveries	Run# 1	Run# 2	Limits
367-12-4	2-Fluorophenol	82%		13-110%

ND = Not detected MDL = Method Detection Limit
RL = Reporting Limit
E = Indicates value exceeds calibration range
J = Indicates an estimated value
B = Indicates analyte found in associated method blank
N = Indicates presumptive evidence of a compound

Report of Analysis

Client Sample ID:	406-PE-34		
Lab Sample ID:	JB70128-7	**Date Sampled:**	06/23/14
Matrix:	SO - Soil	**Date Received:**	06/24/14
Method:	SW846 8270D SW846 3550C	**Percent Solids:**	72.9
Project:	Carroll Gardens, 363-365 Bond Street, Brooklyn, NY		

ABN TCL List (SOM0 2.0)

CAS No.	Surrogate Recoveries	Run# 1	Run# 2	Limits
4165-62-2	Phenol-d5	83%		15-110%
118-79-6	2,4,6-Tribromophenol	97%		20-123%
4165-60-0	Nitrobenzene-d5	92%		10-110%
321-60-8	2-Fluorobiphenyl	84%		17-110%
1718-51-0	Terphenyl-d14	93%		30-124%

ND = Not detected MDL = Method Detection Limit
RL = Reporting Limit
E = Indicates value exceeds calibration range

J = Indicates an estimated value
B = Indicates analyte found in associated method blank
N = Indicates presumptive evidence of a compound

Report of Analysis

Client Sample ID: 406-PE-34
Lab Sample ID: JB70128-7
Matrix: SO - Soil
Project: Carroll Gardens, 363-365 Bond Street, Brooklyn, NY

Date Sampled: 06/23/14
Date Received: 06/24/14
Percent Solids: 72.9

Metals Analysis

Analyte	Result	RL	MDL	Units	DF	Prep	Analyzed	By	Method	Prep Method
Aluminum	13700	52	1.4	mg/kg	1	06/26/14	06/27/14	ND	SW846 6010C [1]	SW846 3050B [4]
Antimony	0.34 B	2.1	0.28	mg/kg	1	06/26/14	06/27/14	ND	SW846 6010C [1]	SW846 3050B [4]
Arsenic	4.5	2.1	0.30	mg/kg	1	06/26/14	06/27/14	ND	SW846 6010C [1]	SW846 3050B [4]
Barium	28.5	21	0.083	mg/kg	1	06/26/14	06/27/14	ND	SW846 6010C [1]	SW846 3050B [4]
Beryllium	0.24	0.21	0.021	mg/kg	1	06/26/14	06/27/14	ND	SW846 6010C [1]	SW846 3050B [4]
Cadmium	0.21 B	0.52	0.052	mg/kg	1	06/26/14	06/27/14	ND	SW846 6010C [1]	SW846 3050B [4]
Calcium	893	520	3.1	mg/kg	1	06/26/14	06/27/14	ND	SW846 6010C [1]	SW846 3050B [4]
Chromium	17.1	1.0	0.073	mg/kg	1	06/26/14	06/27/14	ND	SW846 6010C [1]	SW846 3050B [4]
Cobalt	6.0	5.2	0.062	mg/kg	1	06/26/14	06/27/14	ND	SW846 6010C [1]	SW846 3050B [4]
Copper	7.2	2.6	0.16	mg/kg	1	06/26/14	06/27/14	ND	SW846 6010C [1]	SW846 3050B [4]
Iron	17800	52	1.0	mg/kg	1	06/26/14	06/27/14	ND	SW846 6010C [1]	SW846 3050B [4]
Lead	10.3	2.1	0.22	mg/kg	1	06/26/14	06/27/14	ND	SW846 6010C [1]	SW846 3050B [4]
Magnesium	3530	520	3.5	mg/kg	1	06/26/14	06/27/14	ND	SW846 6010C [1]	SW846 3050B [4]
Manganese	201	1.6	0.062	mg/kg	1	06/26/14	06/27/14	ND	SW846 6010C [1]	SW846 3050B [4]
Mercury	0.0094 U	0.042	0.0094	mg/kg	1	07/01/14	07/01/14	DP	SW846 7471B [3]	SW846 7471B [5]
Nickel	15.2	4.2	0.10	mg/kg	1	06/26/14	06/27/14	ND	SW846 6010C [1]	SW846 3050B [4]
Potassium	1200	1000	4.1	mg/kg	1	06/26/14	06/27/14	ND	SW846 6010C [1]	SW846 3050B [4]
Selenium	0.34 U	2.1	0.34	mg/kg	1	06/26/14	06/27/14	ND	SW846 6010C [1]	SW846 3050B [4]
Silver	0.26 B	0.52	0.15	mg/kg	1	06/26/14	06/27/14	ND	SW846 6010C [1]	SW846 3050B [4]
Sodium	946 B	1000	2.0	mg/kg	1	06/26/14	06/27/14	ND	SW846 6010C [1]	SW846 3050B [4]
Thallium	0.43 U	1.0	0.43	mg/kg	1	06/26/14	06/27/14	KK	SW846 6010C [2]	SW846 3050B [4]
Vanadium	20.3	5.2	0.094	mg/kg	1	06/26/14	06/27/14	ND	SW846 6010C [1]	SW846 3050B [4]
Zinc	51.3	2.1	0.39	mg/kg	1	06/26/14	06/27/14	ND	SW846 6010C [1]	SW846 3050B [4]

(1) Instrument QC Batch: MA34328
(2) Instrument QC Batch: MA34336
(3) Instrument QC Batch: MA34357
(4) Prep QC Batch: MP80319
(5) Prep QC Batch: MP80406

RL = Reporting Limit
MDL = Method Detection Limit

U = Indicates a result < MDL
B = Indicates a result > = MDL but < RL

Accutest Laboratories

Report of Analysis

Client Sample ID:	407-FB-18		
Lab Sample ID:	JB70128-8	**Date Sampled:**	06/23/14
Matrix:	AQ - Field Blank Soil	**Date Received:**	06/24/14
Method:	SW846 8260C	**Percent Solids:**	n/a
Project:	Carroll Gardens, 363-365 Bond Street, Brooklyn, NY		

	File ID	DF	Analyzed	By	Prep Date	Prep Batch	Analytical Batch
Run #1	2C121143.D	1	07/02/14	TP	n/a	n/a	V2C5522
Run #2							

	Purge Volume
Run #1	5.0 ml
Run #2	

VOA TCL List

CAS No.	Compound	Result	RL	MDL	Units	Q
67-64-1	Acetone	ND	10	3.3	ug/l	
71-43-2	Benzene	ND	1.0	0.28	ug/l	
74-97-5	Bromochloromethane	ND	5.0	0.42	ug/l	
75-27-4	Bromodichloromethane	ND	1.0	0.21	ug/l	
75-25-2	Bromoform	ND	4.0	0.30	ug/l	
74-83-9	Bromomethane	ND	2.0	0.56	ug/l	
78-93-3	2-Butanone (MEK)	ND	10	3.2	ug/l	
75-15-0	Carbon disulfide	ND	2.0	0.18	ug/l	
56-23-5	Carbon tetrachloride	ND	1.0	0.23	ug/l	
108-90-7	Chlorobenzene	ND	1.0	0.35	ug/l	
75-00-3	Chloroethane	ND	1.0	0.39	ug/l	
67-66-3	Chloroform	ND	1.0	0.25	ug/l	
74-87-3	Chloromethane	ND	1.0	0.36	ug/l	
110-82-7	Cyclohexane	ND	5.0	0.18	ug/l	
96-12-8	1,2-Dibromo-3-chloropropane	ND	10	1.3	ug/l	
124-48-1	Dibromochloromethane	ND	1.0	0.19	ug/l	
106-93-4	1,2-Dibromoethane	ND	2.0	0.16	ug/l	
95-50-1	1,2-Dichlorobenzene	ND	1.0	0.20	ug/l	
541-73-1	1,3-Dichlorobenzene	ND	1.0	0.31	ug/l	
106-46-7	1,4-Dichlorobenzene	ND	1.0	0.30	ug/l	
75-71-8	Dichlorodifluoromethane	ND	5.0	0.63	ug/l	
75-34-3	1,1-Dichloroethane	ND	1.0	0.26	ug/l	
107-06-2	1,2-Dichloroethane	ND	1.0	0.22	ug/l	
75-35-4	1,1-Dichloroethene	ND	1.0	0.34	ug/l	
156-59-2	cis-1,2-Dichloroethene	ND	1.0	0.24	ug/l	
156-60-5	trans-1,2-Dichloroethene	ND	1.0	0.38	ug/l	
78-87-5	1,2-Dichloropropane	ND	1.0	0.28	ug/l	
10061-01-5	cis-1,3-Dichloropropene	ND	1.0	0.15	ug/l	
10061-02-6	trans-1,3-Dichloropropene	ND	1.0	0.21	ug/l	
100-41-4	Ethylbenzene	ND	1.0	0.21	ug/l	
76-13-1	Freon 113	ND	5.0	0.77	ug/l	
591-78-6	2-Hexanone	ND	5.0	1.7	ug/l	

ND = Not detected MDL = Method Detection Limit
RL = Reporting Limit
E = Indicates value exceeds calibration range
J = Indicates an estimated value
B = Indicates analyte found in associated method blank
N = Indicates presumptive evidence of a compound

Report of Analysis

Client Sample ID:	407-FB-18		
Lab Sample ID:	JB70128-8	**Date Sampled:**	06/23/14
Matrix:	AQ - Field Blank Soil	**Date Received:**	06/24/14
Method:	SW846 8260C	**Percent Solids:**	n/a
Project:	Carroll Gardens, 363-365 Bond Street, Brooklyn, NY		

VOA TCL List

CAS No.	Compound	Result	RL	MDL	Units	Q
98-82-8	Isopropylbenzene	ND	2.0	0.22	ug/l	
79-20-9	Methyl Acetate	ND	5.0	1.5	ug/l	
108-87-2	Methylcyclohexane	ND	5.0	0.15	ug/l	
1634-04-4	Methyl Tert Butyl Ether	ND	1.0	0.29	ug/l	
108-10-1	4-Methyl-2-pentanone(MIBK)	ND	5.0	1.5	ug/l	
75-09-2	Methylene chloride	ND	2.0	0.86	ug/l	
100-42-5	Styrene	ND	5.0	0.30	ug/l	
79-34-5	1,1,2,2-Tetrachloroethane	ND	1.0	0.20	ug/l	
127-18-4	Tetrachloroethene	ND	1.0	0.25	ug/l	
108-88-3	Toluene	ND	1.0	0.44	ug/l	
87-61-6	1,2,3-Trichlorobenzene	ND	5.0	0.24	ug/l	
120-82-1	1,2,4-Trichlorobenzene	ND	5.0	0.22	ug/l	
71-55-6	1,1,1-Trichloroethane	ND	1.0	0.25	ug/l	
79-00-5	1,1,2-Trichloroethane	ND	1.0	0.21	ug/l	
79-01-6	Trichloroethene	ND	1.0	0.50	ug/l	
75-69-4	Trichlorofluoromethane	ND	5.0	0.33	ug/l	
75-01-4	Vinyl chloride	ND	1.0	0.41	ug/l	
	m,p-Xylene	ND	1.0	0.40	ug/l	
95-47-6	o-Xylene	ND	1.0	0.19	ug/l	
1330-20-7	Xylene (total)	ND	1.0	0.19	ug/l	

CAS No.	Surrogate Recoveries	Run# 1	Run# 2	Limits
1868-53-7	Dibromofluoromethane	98%		79-120%
17060-07-0	1,2-Dichloroethane-D4	98%		72-123%
2037-26-5	Toluene-D8	101%		78-119%
460-00-4	4-Bromofluorobenzene	97%		74-119%

ND = Not detected MDL = Method Detection Limit
RL = Reporting Limit
E = Indicates value exceeds calibration range
J = Indicates an estimated value
B = Indicates analyte found in associated method blank
N = Indicates presumptive evidence of a compound

Accutest Laboratories

Report of Analysis

Client Sample ID:	407-FB-18		
Lab Sample ID:	JB70128-8	**Date Sampled:**	06/23/14
Matrix:	AQ - Field Blank Soil	**Date Received:**	06/24/14
Method:	SW846 8270D SW846 3510C	**Percent Solids:**	n/a
Project:	Carroll Gardens, 363-365 Bond Street, Brooklyn, NY		

	File ID	DF	Analyzed	By	Prep Date	Prep Batch	Analytical Batch
Run #1	3E62835.D	1	07/04/14	AD	06/27/14	OP75993	E3E2691
Run #2							

	Initial Volume	Final Volume
Run #1	850 ml	1.0 ml
Run #2		

ABN TCL List (SOM0 2.0)

CAS No.	Compound	Result	RL	MDL	Units	Q
95-57-8	2-Chlorophenol	ND	5.9	1.5	ug/l	
59-50-7	4-Chloro-3-methyl phenol	ND	5.9	1.5	ug/l	
120-83-2	2,4-Dichlorophenol	ND	2.4	1.9	ug/l	
105-67-9	2,4-Dimethylphenol	ND	5.9	2.2	ug/l	
51-28-5	2,4-Dinitrophenol	ND	24	7.7	ug/l	
534-52-1	4,6-Dinitro-o-cresol	ND	24	1.6	ug/l	
95-48-7	2-Methylphenol	ND	2.4	1.5	ug/l	
	3&4-Methylphenol	ND	2.4	1.3	ug/l	
88-75-5	2-Nitrophenol	ND	5.9	2.2	ug/l	
100-02-7	4-Nitrophenol	ND	12	1.1	ug/l	
87-86-5	Pentachlorophenol	ND	12	1.6	ug/l	
108-95-2	Phenol	ND	2.4	0.64	ug/l	
58-90-2	2,3,4,6-Tetrachlorophenol	ND	5.9	1.6	ug/l	
95-95-4	2,4,5-Trichlorophenol	ND	5.9	2.0	ug/l	
88-06-2	2,4,6-Trichlorophenol	ND	5.9	1.8	ug/l	
83-32-9	Acenaphthene	ND	1.2	0.35	ug/l	
208-96-8	Acenaphthylene	ND	1.2	0.24	ug/l	
98-86-2	Acetophenone	ND	2.4	0.43	ug/l	
120-12-7	Anthracene	ND	1.2	0.22	ug/l	
1912-24-9	Atrazine	ND	2.4	0.50	ug/l	
100-52-7	Benzaldehyde	ND	5.9	0.79	ug/l	
56-55-3	Benzo(a)anthracene	ND	1.2	0.25	ug/l	
50-32-8	Benzo(a)pyrene	ND	1.2	0.28	ug/l	
205-99-2	Benzo(b)fluoranthene	ND	1.2	0.26	ug/l	
191-24-2	Benzo(g,h,i)perylene	ND	1.2	0.36	ug/l	
207-08-9	Benzo(k)fluoranthene	ND	1.2	0.26	ug/l	
101-55-3	4-Bromophenyl phenyl ether	ND	2.4	0.29	ug/l	
85-68-7	Butyl benzyl phthalate	ND	2.4	0.26	ug/l	
92-52-4	1,1'-Biphenyl	ND	1.2	0.32	ug/l	
91-58-7	2-Chloronaphthalene	ND	2.4	0.40	ug/l	
106-47-8	4-Chloroaniline	ND	5.9	0.35	ug/l	
86-74-8	Carbazole	ND	1.2	0.20	ug/l	

ND = Not detected MDL = Method Detection Limit
RL = Reporting Limit
E = Indicates value exceeds calibration range

J = Indicates an estimated value
B = Indicates analyte found in associated method blank
N = Indicates presumptive evidence of a compound

Report of Analysis

Client Sample ID: 407-FB-18
Lab Sample ID: JB70128-8
Matrix: AQ - Field Blank Soil
Method: SW846 8270D SW846 3510C
Project: Carroll Gardens, 363-365 Bond Street, Brooklyn, NY

Date Sampled: 06/23/14
Date Received: 06/24/14
Percent Solids: n/a

ABN TCL List (SOM0 2.0)

CAS No.	Compound	Result	RL	MDL	Units	Q
105-60-2	Caprolactam	ND	2.4	0.48	ug/l	
218-01-9	Chrysene	ND	1.2	0.19	ug/l	
111-91-1	bis(2-Chloroethoxy)methane	ND	2.4	0.49	ug/l	
111-44-4	bis(2-Chloroethyl)ether	ND	2.4	0.51	ug/l	
108-60-1	bis(2-Chloroisopropyl)ether	ND	2.4	0.48	ug/l	
7005-72-3	4-Chlorophenyl phenyl ether	ND	2.4	0.45	ug/l	
121-14-2	2,4-Dinitrotoluene	ND	1.2	0.38	ug/l	
606-20-2	2,6-Dinitrotoluene	ND	1.2	0.30	ug/l	
91-94-1	3,3'-Dichlorobenzidine	ND	2.4	0.66	ug/l	
123-91-1	1,4-Dioxane	ND	1.2	0.84	ug/l	
53-70-3	Dibenzo(a,h)anthracene	ND	1.2	0.33	ug/l	
132-64-9	Dibenzofuran	ND	5.9	0.27	ug/l	
84-74-2	Di-n-butyl phthalate	ND	2.4	0.68	ug/l	
117-84-0	Di-n-octyl phthalate	ND	2.4	0.30	ug/l	
84-66-2	Diethyl phthalate	ND	2.4	0.28	ug/l	
131-11-3	Dimethyl phthalate	ND	2.4	0.31	ug/l	
117-81-7	bis(2-Ethylhexyl)phthalate	ND	2.4	0.65	ug/l	
206-44-0	Fluoranthene	ND	1.2	0.19	ug/l	
86-73-7	Fluorene	ND	1.2	0.32	ug/l	
118-74-1	Hexachlorobenzene	ND	1.2	0.54	ug/l	
87-68-3	Hexachlorobutadiene	ND	1.2	0.46	ug/l	
77-47-4	Hexachlorocyclopentadiene	ND	12	0.57	ug/l	
67-72-1	Hexachloroethane	ND	2.4	0.34	ug/l	
193-39-5	Indeno(1,2,3-cd)pyrene	ND	1.2	0.47	ug/l	
78-59-1	Isophorone	ND	2.4	0.40	ug/l	
91-57-6	2-Methylnaphthalene	ND	1.2	0.34	ug/l	
88-74-4	2-Nitroaniline	ND	5.9	0.37	ug/l	
99-09-2	3-Nitroaniline	ND	5.9	0.31	ug/l	
100-01-6	4-Nitroaniline	ND	5.9	0.35	ug/l	
91-20-3	Naphthalene	ND	1.2	0.31	ug/l	
98-95-3	Nitrobenzene	ND	2.4	0.61	ug/l	
621-64-7	N-Nitroso-di-n-propylamine	ND	2.4	0.44	ug/l	
86-30-6	N-Nitrosodiphenylamine	ND	5.9	0.24	ug/l	
85-01-8	Phenanthrene	ND	1.2	0.22	ug/l	
129-00-0	Pyrene	ND	1.2	0.22	ug/l	
95-94-3	1,2,4,5-Tetrachlorobenzene	ND	2.4	0.52	ug/l	

CAS No.	Surrogate Recoveries	Run# 1	Run# 2	Limits
367-12-4	2-Fluorophenol	62%		10-110%

ND = Not detected MDL = Method Detection Limit
RL = Reporting Limit
E = Indicates value exceeds calibration range
J = Indicates an estimated value
B = Indicates analyte found in associated method blank
N = Indicates presumptive evidence of a compound

Report of Analysis

Client Sample ID:	407-FB-18		
Lab Sample ID:	JB70128-8	**Date Sampled:**	06/23/14
Matrix:	AQ - Field Blank Soil	**Date Received:**	06/24/14
Method:	SW846 8270D SW846 3510C	**Percent Solids:**	n/a
Project:	Carroll Gardens, 363-365 Bond Street, Brooklyn, NY		

ABN TCL List (SOM0 2.0)

CAS No.	Surrogate Recoveries	Run# 1	Run# 2	Limits
4165-62-2	Phenol-d5	42%		10-110%
118-79-6	2,4,6-Tribromophenol	104%		29-139%
4165-60-0	Nitrobenzene-d5	95%		28-131%
321-60-8	2-Fluorobiphenyl	90%		30-121%
1718-51-0	Terphenyl-d14	92%		16-147%

ND = Not detected MDL = Method Detection Limit
RL = Reporting Limit
E = Indicates value exceeds calibration range

J = Indicates an estimated value
B = Indicates analyte found in associated method blank
N = Indicates presumptive evidence of a compound

Report of Analysis

Client Sample ID: 407-FB-18
Lab Sample ID: JB70128-8
Matrix: AQ - Field Blank Soil
Project: Carroll Gardens, 363-365 Bond Street, Brooklyn, NY

Date Sampled: 06/23/14
Date Received: 06/24/14
Percent Solids: n/a

Total Metals Analysis

Analyte	Result	RL	MDL	Units	DF	Prep	Analyzed	By	Method	Prep Method
Aluminum	11 U	200	11	ug/l	1	06/26/14	06/27/14	RR	SW846 6010C [1]	SW846 3010A [3]
Antimony	2.6 U	6.0	2.6	ug/l	1	06/26/14	06/27/14	RR	SW846 6010C [1]	SW846 3010A [3]
Arsenic	2.6 U	3.0	2.6	ug/l	1	06/26/14	06/27/14	RR	SW846 6010C [1]	SW846 3010A [3]
Barium	1.0 U	200	1.0	ug/l	1	06/26/14	06/27/14	RR	SW846 6010C [1]	SW846 3010A [3]
Beryllium	0.40 U	1.0	0.40	ug/l	1	06/26/14	06/27/14	RR	SW846 6010C [1]	SW846 3010A [3]
Cadmium	0.70 U	3.0	0.70	ug/l	1	06/26/14	06/27/14	RR	SW846 6010C [1]	SW846 3010A [3]
Calcium	145 B	5000	19	ug/l	1	06/26/14	06/27/14	RR	SW846 6010C [1]	SW846 3010A [3]
Chromium	0.90 B	10	0.89	ug/l	1	06/26/14	06/27/14	RR	SW846 6010C [1]	SW846 3010A [3]
Cobalt	0.83 U	50	0.83	ug/l	1	06/26/14	06/27/14	RR	SW846 6010C [1]	SW846 3010A [3]
Copper	1.2 U	10	1.2	ug/l	1	06/26/14	06/27/14	RR	SW846 6010C [1]	SW846 3010A [3]
Iron	12 U	100	12	ug/l	1	06/26/14	06/27/14	RR	SW846 6010C [1]	SW846 3010A [3]
Lead	1.3 U	3.0	1.3	ug/l	1	06/26/14	06/27/14	RR	SW846 6010C [1]	SW846 3010A [3]
Magnesium	72.3 B	5000	41	ug/l	1	06/26/14	06/27/14	RR	SW846 6010C [1]	SW846 3010A [3]
Manganese	0.60 B	15	0.48	ug/l	1	06/26/14	06/27/14	RR	SW846 6010C [1]	SW846 3010A [3]
Mercury	0.064 U	0.20	0.064	ug/l	1	06/30/14	06/30/14	JW	SW846 7470A [2]	SW846 7470A [4]
Nickel	0.75 U	10	0.75	ug/l	1	06/26/14	06/27/14	RR	SW846 6010C [1]	SW846 3010A [3]
Potassium	50 U	10000	50	ug/l	1	06/26/14	06/27/14	RR	SW846 6010C [1]	SW846 3010A [3]
Selenium	3.6 U	10	3.6	ug/l	1	06/26/14	06/27/14	RR	SW846 6010C [1]	SW846 3010A [3]
Silver	1.2 U	10	1.2	ug/l	1	06/26/14	06/27/14	RR	SW846 6010C [1]	SW846 3010A [3]
Sodium	456 B	10000	19	ug/l	1	06/26/14	06/27/14	RR	SW846 6010C [1]	SW846 3010A [3]
Thallium	1.8 U	2.0	1.8	ug/l	1	06/26/14	06/27/14	RR	SW846 6010C [1]	SW846 3010A [3]
Vanadium	0.87 U	50	0.87	ug/l	1	06/26/14	06/27/14	RR	SW846 6010C [1]	SW846 3010A [3]
Zinc	7.6 U	20	7.6	ug/l	1	06/26/14	06/27/14	RR	SW846 6010C [1]	SW846 3010A [3]

(1) Instrument QC Batch: MA34331
(2) Instrument QC Batch: MA34353
(3) Prep QC Batch: MP80306
(4) Prep QC Batch: MP80397

RL = Reporting Limit
MDL = Method Detection Limit

U = Indicates a result < MDL
B = Indicates a result > = MDL but < RL

Accutest Laboratories

Report of Analysis

Client Sample ID:	408-TB-17		
Lab Sample ID:	JB70128-9	**Date Sampled:**	06/23/14
Matrix:	AQ - Trip Blank Soil	**Date Received:**	06/24/14
Method:	SW846 8260C	**Percent Solids:**	n/a
Project:	Carroll Gardens, 363-365 Bond Street, Brooklyn, NY		

	File ID	DF	Analyzed	By	Prep Date	Prep Batch	Analytical Batch
Run #1	2C121147.D	1	07/02/14	TP	n/a	n/a	V2C5522
Run #2							

	Purge Volume
Run #1	5.0 ml
Run #2	

VOA TCL List

CAS No.	Compound	Result	RL	MDL	Units	Q
67-64-1	Acetone	ND	10	3.3	ug/l	
71-43-2	Benzene	ND	1.0	0.28	ug/l	
74-97-5	Bromochloromethane	ND	5.0	0.42	ug/l	
75-27-4	Bromodichloromethane	ND	1.0	0.21	ug/l	
75-25-2	Bromoform	ND	4.0	0.30	ug/l	
74-83-9	Bromomethane	ND	2.0	0.56	ug/l	
78-93-3	2-Butanone (MEK)	ND	10	3.2	ug/l	
75-15-0	Carbon disulfide	ND	2.0	0.18	ug/l	
56-23-5	Carbon tetrachloride	ND	1.0	0.23	ug/l	
108-90-7	Chlorobenzene	ND	1.0	0.35	ug/l	
75-00-3	Chloroethane	ND	1.0	0.39	ug/l	
67-66-3	Chloroform	ND	1.0	0.25	ug/l	
74-87-3	Chloromethane	ND	1.0	0.36	ug/l	
110-82-7	Cyclohexane	ND	5.0	0.18	ug/l	
96-12-8	1,2-Dibromo-3-chloropropane	ND	10	1.3	ug/l	
124-48-1	Dibromochloromethane	ND	1.0	0.19	ug/l	
106-93-4	1,2-Dibromoethane	ND	2.0	0.16	ug/l	
95-50-1	1,2-Dichlorobenzene	ND	1.0	0.20	ug/l	
541-73-1	1,3-Dichlorobenzene	ND	1.0	0.31	ug/l	
106-46-7	1,4-Dichlorobenzene	ND	1.0	0.30	ug/l	
75-71-8	Dichlorodifluoromethane	ND	5.0	0.63	ug/l	
75-34-3	1,1-Dichloroethane	ND	1.0	0.26	ug/l	
107-06-2	1,2-Dichloroethane	ND	1.0	0.22	ug/l	
75-35-4	1,1-Dichloroethene	ND	1.0	0.34	ug/l	
156-59-2	cis-1,2-Dichloroethene	ND	1.0	0.24	ug/l	
156-60-5	trans-1,2-Dichloroethene	ND	1.0	0.38	ug/l	
78-87-5	1,2-Dichloropropane	ND	1.0	0.28	ug/l	
10061-01-5	cis-1,3-Dichloropropene	ND	1.0	0.15	ug/l	
10061-02-6	trans-1,3-Dichloropropene	ND	1.0	0.21	ug/l	
100-41-4	Ethylbenzene	ND	1.0	0.21	ug/l	
76-13-1	Freon 113	ND	5.0	0.77	ug/l	
591-78-6	2-Hexanone	ND	5.0	1.7	ug/l	

ND = Not detected MDL = Method Detection Limit
RL = Reporting Limit
E = Indicates value exceeds calibration range

J = Indicates an estimated value
B = Indicates analyte found in associated method blank
N = Indicates presumptive evidence of a compound

Report of Analysis

Client Sample ID:	408-TB-17		
Lab Sample ID:	JB70128-9	**Date Sampled:**	06/23/14
Matrix:	AQ - Trip Blank Soil	**Date Received:**	06/24/14
Method:	SW846 8260C	**Percent Solids:**	n/a
Project:	Carroll Gardens, 363-365 Bond Street, Brooklyn, NY		

VOA TCL List

CAS No.	Compound	Result	RL	MDL	Units	Q
98-82-8	Isopropylbenzene	ND	2.0	0.22	ug/l	
79-20-9	Methyl Acetate	ND	5.0	1.5	ug/l	
108-87-2	Methylcyclohexane	ND	5.0	0.15	ug/l	
1634-04-4	Methyl Tert Butyl Ether	ND	1.0	0.29	ug/l	
108-10-1	4-Methyl-2-pentanone(MIBK)	ND	5.0	1.5	ug/l	
75-09-2	Methylene chloride	ND	2.0	0.86	ug/l	
100-42-5	Styrene	ND	5.0	0.30	ug/l	
79-34-5	1,1,2,2-Tetrachloroethane	ND	1.0	0.20	ug/l	
127-18-4	Tetrachloroethene	ND	1.0	0.25	ug/l	
108-88-3	Toluene	ND	1.0	0.44	ug/l	
87-61-6	1,2,3-Trichlorobenzene	ND	5.0	0.24	ug/l	
120-82-1	1,2,4-Trichlorobenzene	ND	5.0	0.22	ug/l	
71-55-6	1,1,1-Trichloroethane	ND	1.0	0.25	ug/l	
79-00-5	1,1,2-Trichloroethane	ND	1.0	0.21	ug/l	
79-01-6	Trichloroethene	ND	1.0	0.50	ug/l	
75-69-4	Trichlorofluoromethane	ND	5.0	0.33	ug/l	
75-01-4	Vinyl chloride	ND	1.0	0.41	ug/l	
	m,p-Xylene	ND	1.0	0.40	ug/l	
95-47-6	o-Xylene	ND	1.0	0.19	ug/l	
1330-20-7	Xylene (total)	ND	1.0	0.19	ug/l	

CAS No.	Surrogate Recoveries	Run# 1	Run# 2	Limits
1868-53-7	Dibromofluoromethane	98%		79-120%
17060-07-0	1,2-Dichloroethane-D4	99%		72-123%
2037-26-5	Toluene-D8	103%		78-119%
460-00-4	4-Bromofluorobenzene	99%		74-119%

ND = Not detected MDL = Method Detection Limit
RL = Reporting Limit
E = Indicates value exceeds calibration range

J = Indicates an estimated value
B = Indicates analyte found in associated method blank
N = Indicates presumptive evidence of a compound

Accutest Laboratories

Report of Analysis

Client Sample ID:	409-PE-31		
Lab Sample ID:	JB70128-10	**Date Sampled:**	06/23/14
Matrix:	SO - Soil	**Date Received:**	06/24/14
Method:	SW846 8260C	**Percent Solids:**	67.4
Project:	Carroll Gardens, 363-365 Bond Street, Brooklyn, NY		

	File ID	DF	Analyzed	By	Prep Date	Prep Batch	Analytical Batch
Run #1	3C111183.D	1	06/28/14	PS	n/a	n/a	V3C5008
Run #2							

	Initial Weight
Run #1	5.0 g
Run #2	

VOA TCL List

CAS No.	Compound	Result	RL	MDL	Units	Q
67-64-1	Acetone	0.0552	0.015	0.0068	mg/kg	
71-43-2	Benzene	ND	0.0015	0.00019	mg/kg	
74-97-5	Bromochloromethane	ND	0.0074	0.00077	mg/kg	
75-27-4	Bromodichloromethane	ND	0.0074	0.00042	mg/kg	
75-25-2	Bromoform	ND	0.0074	0.00039	mg/kg	
74-83-9	Bromomethane	ND	0.0074	0.00071	mg/kg	
78-93-3	2-Butanone (MEK)	ND	0.015	0.0065	mg/kg	
75-15-0	Carbon disulfide	0.0071	0.0074	0.00021	mg/kg	J
56-23-5	Carbon tetrachloride	ND	0.0074	0.00037	mg/kg	
108-90-7	Chlorobenzene	ND	0.0074	0.00029	mg/kg	
75-00-3	Chloroethane	ND	0.0074	0.0015	mg/kg	
67-66-3	Chloroform	ND	0.0074	0.00038	mg/kg	
74-87-3	Chloromethane	ND	0.0074	0.00051	mg/kg	
110-82-7	Cyclohexane	0.00099	0.0074	0.00038	mg/kg	J
96-12-8	1,2-Dibromo-3-chloropropane	ND	0.015	0.0020	mg/kg	
124-48-1	Dibromochloromethane	ND	0.0074	0.00036	mg/kg	
106-93-4	1,2-Dibromoethane	ND	0.0015	0.00081	mg/kg	
95-50-1	1,2-Dichlorobenzene	ND	0.0074	0.00050	mg/kg	
541-73-1	1,3-Dichlorobenzene	ND	0.0074	0.00032	mg/kg	
106-46-7	1,4-Dichlorobenzene	ND	0.0074	0.00037	mg/kg	
75-71-8	Dichlorodifluoromethane	ND	0.0074	0.00052	mg/kg	
75-34-3	1,1-Dichloroethane	ND	0.0074	0.00047	mg/kg	
107-06-2	1,2-Dichloroethane	ND	0.0015	0.00048	mg/kg	
75-35-4	1,1-Dichloroethene	ND	0.0074	0.00043	mg/kg	
156-59-2	cis-1,2-Dichloroethene	ND	0.0074	0.00031	mg/kg	
156-60-5	trans-1,2-Dichloroethene	ND	0.0074	0.00063	mg/kg	
78-87-5	1,2-Dichloropropane	ND	0.0074	0.00065	mg/kg	
10061-01-5	cis-1,3-Dichloropropene	ND	0.0074	0.00034	mg/kg	
10061-02-6	trans-1,3-Dichloropropene	ND	0.0074	0.00040	mg/kg	
100-41-4	Ethylbenzene	ND	0.0015	0.00026	mg/kg	
76-13-1	Freon 113	ND	0.0074	0.00065	mg/kg	
591-78-6	2-Hexanone	ND	0.0074	0.0026	mg/kg	

ND = Not detected MDL = Method Detection Limit
RL = Reporting Limit
E = Indicates value exceeds calibration range

J = Indicates an estimated value
B = Indicates analyte found in associated method blank
N = Indicates presumptive evidence of a compound

Report of Analysis

Client Sample ID:	409-PE-31		
Lab Sample ID:	JB70128-10	**Date Sampled:**	06/23/14
Matrix:	SO - Soil	**Date Received:**	06/24/14
Method:	SW846 8260C	**Percent Solids:**	67.4
Project:	Carroll Gardens, 363-365 Bond Street, Brooklyn, NY		

VOA TCL List

CAS No.	Compound	Result	RL	MDL	Units	Q
98-82-8	Isopropylbenzene	ND	0.0074	0.00022	mg/kg	
79-20-9	Methyl Acetate	ND	0.0074	0.0025	mg/kg	
108-87-2	Methylcyclohexane	0.0043	0.0074	0.00024	mg/kg	J
1634-04-4	Methyl Tert Butyl Ether	ND	0.0015	0.00051	mg/kg	
108-10-1	4-Methyl-2-pentanone(MIBK)	ND	0.0074	0.0020	mg/kg	
75-09-2	Methylene chloride	ND	0.0074	0.0025	mg/kg	
100-42-5	Styrene	ND	0.0074	0.00034	mg/kg	
79-34-5	1,1,2,2-Tetrachloroethane	ND	0.0074	0.00051	mg/kg	
127-18-4	Tetrachloroethene	ND	0.0074	0.00061	mg/kg	
108-88-3	Toluene	ND	0.0015	0.00021	mg/kg	
87-61-6	1,2,3-Trichlorobenzene	ND	0.0074	0.00031	mg/kg	
120-82-1	1,2,4-Trichlorobenzene	ND	0.0074	0.00027	mg/kg	
71-55-6	1,1,1-Trichloroethane	ND	0.0074	0.00043	mg/kg	
79-00-5	1,1,2-Trichloroethane	ND	0.0074	0.0012	mg/kg	
79-01-6	Trichloroethene	ND	0.0074	0.00052	mg/kg	
75-69-4	Trichlorofluoromethane	ND	0.0074	0.00033	mg/kg	
75-01-4	Vinyl chloride	ND	0.0074	0.00051	mg/kg	
	m,p-Xylene	ND	0.0015	0.00072	mg/kg	
95-47-6	o-Xylene	ND	0.0015	0.00026	mg/kg	
1330-20-7	Xylene (total)	ND	0.0015	0.00026	mg/kg	

CAS No.	Surrogate Recoveries	Run# 1	Run# 2	Limits
1868-53-7	Dibromofluoromethane	111%		59-130%
17060-07-0	1,2-Dichloroethane-D4	111%		65-123%
2037-26-5	Toluene-D8	105%		77-125%
460-00-4	4-Bromofluorobenzene	116%		71-132%

ND = Not detected MDL = Method Detection Limit
RL = Reporting Limit
E = Indicates value exceeds calibration range

J = Indicates an estimated value
B = Indicates analyte found in associated method blank
N = Indicates presumptive evidence of a compound

Accutest Laboratories

Report of Analysis

Client Sample ID:	409-PE-31		
Lab Sample ID:	JB70128-10	**Date Sampled:**	06/23/14
Matrix:	SO - Soil	**Date Received:**	06/24/14
Method:	SW846 8270D SW846 3550C	**Percent Solids:**	67.4
Project:	Carroll Gardens, 363-365 Bond Street, Brooklyn, NY		

	File ID	DF	Analyzed	By	Prep Date	Prep Batch	Analytical Batch
Run #1	M106108.D	1	07/07/14	SP	06/26/14	OP75975	EM4338
Run #2							

	Initial Weight	Final Volume
Run #1	32.9 g	1.0 ml
Run #2		

ABN TCL List (SOM0 2.0)

CAS No.	Compound	Result	RL	MDL	Units	Q
95-57-8	2-Chlorophenol	ND	0.090	0.045	mg/kg	
59-50-7	4-Chloro-3-methyl phenol	ND	0.23	0.045	mg/kg	
120-83-2	2,4-Dichlorophenol	ND	0.23	0.073	mg/kg	
105-67-9	2,4-Dimethylphenol	ND	0.23	0.076	mg/kg	
51-28-5	2,4-Dinitrophenol	ND	0.90	0.055	mg/kg	
534-52-1	4,6-Dinitro-o-cresol	ND	0.90	0.055	mg/kg	
95-48-7	2-Methylphenol	ND	0.090	0.051	mg/kg	
	3&4-Methylphenol	ND	0.090	0.057	mg/kg	
88-75-5	2-Nitrophenol	ND	0.23	0.048	mg/kg	
100-02-7	4-Nitrophenol	ND	0.45	0.076	mg/kg	
87-86-5	Pentachlorophenol	ND	0.45	0.077	mg/kg	
108-95-2	Phenol	ND	0.090	0.047	mg/kg	
58-90-2	2,3,4,6-Tetrachlorophenol	ND	0.23	0.046	mg/kg	
95-95-4	2,4,5-Trichlorophenol	ND	0.23	0.052	mg/kg	
88-06-2	2,4,6-Trichlorophenol	ND	0.23	0.042	mg/kg	
83-32-9	Acenaphthene	ND	0.045	0.013	mg/kg	
208-96-8	Acenaphthylene	ND	0.045	0.014	mg/kg	
98-86-2	Acetophenone	ND	0.23	0.0079	mg/kg	
120-12-7	Anthracene	ND	0.045	0.016	mg/kg	
1912-24-9	Atrazine	ND	0.090	0.0089	mg/kg	
56-55-3	Benzo(a)anthracene	ND	0.045	0.015	mg/kg	
50-32-8	Benzo(a)pyrene	ND	0.045	0.014	mg/kg	
205-99-2	Benzo(b)fluoranthene	ND	0.045	0.015	mg/kg	
191-24-2	Benzo(g,h,i)perylene	ND	0.045	0.017	mg/kg	
207-08-9	Benzo(k)fluoranthene	ND	0.045	0.017	mg/kg	
101-55-3	4-Bromophenyl phenyl ether	ND	0.090	0.016	mg/kg	
85-68-7	Butyl benzyl phthalate	ND	0.090	0.026	mg/kg	
92-52-4	1,1'-Biphenyl	ND	0.090	0.0052	mg/kg	
100-52-7	Benzaldehyde	0.0153	0.23	0.010	mg/kg	J
91-58-7	2-Chloronaphthalene	ND	0.090	0.014	mg/kg	
106-47-8	4-Chloroaniline	ND	0.23	0.014	mg/kg	
86-74-8	Carbazole	ND	0.090	0.021	mg/kg	

ND = Not detected MDL = Method Detection Limit
RL = Reporting Limit
E = Indicates value exceeds calibration range
J = Indicates an estimated value
B = Indicates analyte found in associated method blank
N = Indicates presumptive evidence of a compound

Report of Analysis

Client Sample ID:	409-PE-31		
Lab Sample ID:	JB70128-10	**Date Sampled:**	06/23/14
Matrix:	SO - Soil	**Date Received:**	06/24/14
Method:	SW846 8270D SW846 3550C	**Percent Solids:**	67.4
Project:	Carroll Gardens, 363-365 Bond Street, Brooklyn, NY		

ABN TCL List (SOM0 2.0)

CAS No.	Compound	Result	RL	MDL	Units	Q
105-60-2	Caprolactam	ND	0.090	0.014	mg/kg	
218-01-9	Chrysene	ND	0.045	0.015	mg/kg	
111-91-1	bis(2-Chloroethoxy)methane	ND	0.090	0.018	mg/kg	
111-44-4	bis(2-Chloroethyl)ether	ND	0.090	0.014	mg/kg	
108-60-1	bis(2-Chloroisopropyl)ether	ND	0.090	0.013	mg/kg	
7005-72-3	4-Chlorophenyl phenyl ether	ND	0.090	0.014	mg/kg	
121-14-2	2,4-Dinitrotoluene	ND	0.045	0.020	mg/kg	
606-20-2	2,6-Dinitrotoluene	ND	0.045	0.017	mg/kg	
91-94-1	3,3'-Dichlorobenzidine	ND	0.090	0.011	mg/kg	
123-91-1	1,4-Dioxane	ND	0.045	0.029	mg/kg	
53-70-3	Dibenzo(a,h)anthracene	ND	0.045	0.015	mg/kg	
132-64-9	Dibenzofuran	ND	0.090	0.013	mg/kg	
84-74-2	Di-n-butyl phthalate	ND	0.090	0.010	mg/kg	
117-84-0	Di-n-octyl phthalate	ND	0.090	0.022	mg/kg	
84-66-2	Diethyl phthalate	ND	0.090	0.015	mg/kg	
131-11-3	Dimethyl phthalate	ND	0.090	0.016	mg/kg	
117-81-7	bis(2-Ethylhexyl)phthalate	ND	0.090	0.040	mg/kg	
206-44-0	Fluoranthene	ND	0.045	0.020	mg/kg	
86-73-7	Fluorene	ND	0.045	0.015	mg/kg	
118-74-1	Hexachlorobenzene	ND	0.090	0.015	mg/kg	
87-68-3	Hexachlorobutadiene	ND	0.045	0.013	mg/kg	
77-47-4	Hexachlorocyclopentadiene	ND	0.45	0.046	mg/kg	
67-72-1	Hexachloroethane	ND	0.23	0.013	mg/kg	
193-39-5	Indeno(1,2,3-cd)pyrene	ND	0.045	0.016	mg/kg	
78-59-1	Isophorone	ND	0.090	0.012	mg/kg	
91-57-6	2-Methylnaphthalene	ND	0.090	0.025	mg/kg	
88-74-4	2-Nitroaniline	ND	0.23	0.020	mg/kg	
99-09-2	3-Nitroaniline	ND	0.23	0.018	mg/kg	
100-01-6	4-Nitroaniline	ND	0.23	0.018	mg/kg	
91-20-3	Naphthalene	ND	0.045	0.012	mg/kg	
98-95-3	Nitrobenzene	ND	0.090	0.013	mg/kg	
621-64-7	N-Nitroso-di-n-propylamine	ND	0.090	0.011	mg/kg	
86-30-6	N-Nitrosodiphenylamine	ND	0.23	0.027	mg/kg	
85-01-8	Phenanthrene	ND	0.045	0.021	mg/kg	
129-00-0	Pyrene	ND	0.045	0.017	mg/kg	
95-94-3	1,2,4,5-Tetrachlorobenzene	ND	0.23	0.014	mg/kg	

CAS No.	Surrogate Recoveries	Run# 1	Run# 2	Limits
367-12-4	2-Fluorophenol	75%		13-110%

ND = Not detected MDL = Method Detection Limit
RL = Reporting Limit
E = Indicates value exceeds calibration range
J = Indicates an estimated value
B = Indicates analyte found in associated method blank
N = Indicates presumptive evidence of a compound

Report of Analysis

Client Sample ID:	409-PE-31		
Lab Sample ID:	JB70128-10	**Date Sampled:**	06/23/14
Matrix:	SO - Soil	**Date Received:**	06/24/14
Method:	SW846 8270D SW846 3550C	**Percent Solids:**	67.4
Project:	Carroll Gardens, 363-365 Bond Street, Brooklyn, NY		

ABN TCL List (SOM0 2.0)

CAS No.	Surrogate Recoveries	Run# 1	Run# 2	Limits
4165-62-2	Phenol-d5	78%		15-110%
118-79-6	2,4,6-Tribromophenol	89%		20-123%
4165-60-0	Nitrobenzene-d5	86%		10-110%
321-60-8	2-Fluorobiphenyl	78%		17-110%
1718-51-0	Terphenyl-d14	82%		30-124%

ND = Not detected MDL = Method Detection Limit
RL = Reporting Limit
E = Indicates value exceeds calibration range

J = Indicates an estimated value
B = Indicates analyte found in associated method blank
N = Indicates presumptive evidence of a compound

Report of Analysis

Client Sample ID: 409-PE-31
Lab Sample ID: JB70128-10
Matrix: SO - Soil
Project: Carroll Gardens, 363-365 Bond Street, Brooklyn, NY

Date Sampled: 06/23/14
Date Received: 06/24/14
Percent Solids: 67.4

Metals Analysis

Analyte	Result	RL	MDL	Units	DF	Prep	Analyzed	By	Method	Prep Method
Aluminum	13300	50	1.3	mg/kg	1	06/26/14	06/27/14	ND	SW846 6010C [1]	SW846 3050B [3]
Antimony	0.51 B	2.0	0.27	mg/kg	1	06/26/14	06/27/14	ND	SW846 6010C [1]	SW846 3050B [3]
Arsenic	9.5	2.0	0.29	mg/kg	1	06/26/14	06/27/14	ND	SW846 6010C [1]	SW846 3050B [3]
Barium	49.7	20	0.080	mg/kg	1	06/26/14	06/27/14	ND	SW846 6010C [1]	SW846 3050B [3]
Beryllium	0.43	0.20	0.020	mg/kg	1	06/26/14	06/27/14	ND	SW846 6010C [1]	SW846 3050B [3]
Cadmium	0.45 B	0.50	0.050	mg/kg	1	06/26/14	06/27/14	ND	SW846 6010C [1]	SW846 3050B [3]
Calcium	3030	500	3.0	mg/kg	1	06/26/14	06/27/14	ND	SW846 6010C [1]	SW846 3050B [3]
Chromium	26.9	1.0	0.070	mg/kg	1	06/26/14	06/27/14	ND	SW846 6010C [1]	SW846 3050B [3]
Cobalt	9.1	5.0	0.060	mg/kg	1	06/26/14	06/27/14	ND	SW846 6010C [1]	SW846 3050B [3]
Copper	12.2	2.5	0.15	mg/kg	1	06/26/14	06/27/14	ND	SW846 6010C [1]	SW846 3050B [3]
Iron	29500	50	0.96	mg/kg	1	06/26/14	06/27/14	ND	SW846 6010C [1]	SW846 3050B [3]
Lead	13.7	2.0	0.21	mg/kg	1	06/26/14	06/27/14	ND	SW846 6010C [1]	SW846 3050B [3]
Magnesium	5740	500	3.4	mg/kg	1	06/26/14	06/27/14	ND	SW846 6010C [1]	SW846 3050B [3]
Manganese	327	1.5	0.060	mg/kg	1	06/26/14	06/27/14	ND	SW846 6010C [1]	SW846 3050B [3]
Mercury	0.025 B	0.045	0.010	mg/kg	1	07/01/14	07/01/14	DP	SW846 7471B [2]	SW846 7471B [4]
Nickel	25.3	4.0	0.10	mg/kg	1	06/26/14	06/27/14	ND	SW846 6010C [1]	SW846 3050B [3]
Potassium	2630	1000	4.0	mg/kg	1	06/26/14	06/27/14	ND	SW846 6010C [1]	SW846 3050B [3]
Selenium	0.33 U	2.0	0.33	mg/kg	1	06/26/14	06/27/14	ND	SW846 6010C [1]	SW846 3050B [3]
Silver	0.14 U	0.50	0.14	mg/kg	1	06/26/14	06/27/14	ND	SW846 6010C [1]	SW846 3050B [3]
Sodium	513 B	1000	1.9	mg/kg	1	06/26/14	06/27/14	ND	SW846 6010C [1]	SW846 3050B [3]
Thallium	0.41 U	1.0	0.41	mg/kg	1	06/26/14	06/27/14	ND	SW846 6010C [1]	SW846 3050B [3]
Vanadium	29.2	5.0	0.090	mg/kg	1	06/26/14	06/27/14	ND	SW846 6010C [1]	SW846 3050B [3]
Zinc	72.2	2.0	0.38	mg/kg	1	06/26/14	06/27/14	ND	SW846 6010C [1]	SW846 3050B [3]

(1) Instrument QC Batch: MA34328
(2) Instrument QC Batch: MA34357
(3) Prep QC Batch: MP80319
(4) Prep QC Batch: MP80406

RL = Reporting Limit
MDL = Method Detection Limit

U = Indicates a result < MDL
B = Indicates a result > = MDL but < RL

Accutest Laboratories

Report of Analysis

Client Sample ID:	410-PE-36		
Lab Sample ID:	JB70128-11	**Date Sampled:**	06/23/14
Matrix:	SO - Soil	**Date Received:**	06/24/14
Method:	SW846 8260C	**Percent Solids:**	60.2
Project:	Carroll Gardens, 363-365 Bond Street, Brooklyn, NY		

	File ID	DF	Analyzed	By	Prep Date	Prep Batch	Analytical Batch
Run #1	3C111184.D	1	06/28/14	PS	n/a	n/a	V3C5008
Run #2							

	Initial Weight
Run #1	4.6 g
Run #2	

VOA TCL List

CAS No.	Compound	Result	RL	MDL	Units	Q
67-64-1	Acetone	0.0551	0.018	0.0082	mg/kg	
71-43-2	Benzene	ND	0.0018	0.00023	mg/kg	
74-97-5	Bromochloromethane	ND	0.0090	0.00094	mg/kg	
75-27-4	Bromodichloromethane	ND	0.0090	0.00051	mg/kg	
75-25-2	Bromoform	ND	0.0090	0.00047	mg/kg	
74-83-9	Bromomethane	ND	0.0090	0.00087	mg/kg	
78-93-3	2-Butanone (MEK)	ND	0.018	0.0079	mg/kg	
75-15-0	Carbon disulfide	0.0059	0.0090	0.00025	mg/kg	J
56-23-5	Carbon tetrachloride	ND	0.0090	0.00045	mg/kg	
108-90-7	Chlorobenzene	ND	0.0090	0.00036	mg/kg	
75-00-3	Chloroethane	ND	0.0090	0.0018	mg/kg	
67-66-3	Chloroform	ND	0.0090	0.00046	mg/kg	
74-87-3	Chloromethane	ND	0.0090	0.00062	mg/kg	
110-82-7	Cyclohexane	0.0025	0.0090	0.00046	mg/kg	J
96-12-8	1,2-Dibromo-3-chloropropane	ND	0.018	0.0024	mg/kg	
124-48-1	Dibromochloromethane	ND	0.0090	0.00044	mg/kg	
106-93-4	1,2-Dibromoethane	ND	0.0018	0.00099	mg/kg	
95-50-1	1,2-Dichlorobenzene	ND	0.0090	0.00061	mg/kg	
541-73-1	1,3-Dichlorobenzene	ND	0.0090	0.00039	mg/kg	
106-46-7	1,4-Dichlorobenzene	ND	0.0090	0.00045	mg/kg	
75-71-8	Dichlorodifluoromethane	ND	0.0090	0.00064	mg/kg	
75-34-3	1,1-Dichloroethane	ND	0.0090	0.00057	mg/kg	
107-06-2	1,2-Dichloroethane	ND	0.0018	0.00058	mg/kg	
75-35-4	1,1-Dichloroethene	ND	0.0090	0.00052	mg/kg	
156-59-2	cis-1,2-Dichloroethene	ND	0.0090	0.00037	mg/kg	
156-60-5	trans-1,2-Dichloroethene	ND	0.0090	0.00076	mg/kg	
78-87-5	1,2-Dichloropropane	ND	0.0090	0.00079	mg/kg	
10061-01-5	cis-1,3-Dichloropropene	ND	0.0090	0.00041	mg/kg	
10061-02-6	trans-1,3-Dichloropropene	ND	0.0090	0.00049	mg/kg	
100-41-4	Ethylbenzene	ND	0.0018	0.00032	mg/kg	
76-13-1	Freon 113	ND	0.0090	0.00079	mg/kg	
591-78-6	2-Hexanone	ND	0.0090	0.0032	mg/kg	

ND = Not detected MDL = Method Detection Limit
RL = Reporting Limit
E = Indicates value exceeds calibration range

J = Indicates an estimated value
B = Indicates analyte found in associated method blank
N = Indicates presumptive evidence of a compound

Report of Analysis

Client Sample ID:	410-PE-36		
Lab Sample ID:	JB70128-11	**Date Sampled:**	06/23/14
Matrix:	SO - Soil	**Date Received:**	06/24/14
Method:	SW846 8260C	**Percent Solids:**	60.2
Project:	Carroll Gardens, 363-365 Bond Street, Brooklyn, NY		

VOA TCL List

CAS No.	Compound	Result	RL	MDL	Units	Q
98-82-8	Isopropylbenzene	ND	0.0090	0.00027	mg/kg	
79-20-9	Methyl Acetate	ND	0.0090	0.0030	mg/kg	
108-87-2	Methylcyclohexane	0.0126	0.0090	0.00030	mg/kg	
1634-04-4	Methyl Tert Butyl Ether	ND	0.0018	0.00062	mg/kg	
108-10-1	4-Methyl-2-pentanone(MIBK)	ND	0.0090	0.0024	mg/kg	
75-09-2	Methylene chloride	ND	0.0090	0.0031	mg/kg	
100-42-5	Styrene	ND	0.0090	0.00042	mg/kg	
79-34-5	1,1,2,2-Tetrachloroethane	ND	0.0090	0.00062	mg/kg	
127-18-4	Tetrachloroethene	ND	0.0090	0.00074	mg/kg	
108-88-3	Toluene	ND	0.0018	0.00026	mg/kg	
87-61-6	1,2,3-Trichlorobenzene	ND	0.0090	0.00037	mg/kg	
120-82-1	1,2,4-Trichlorobenzene	ND	0.0090	0.00033	mg/kg	
71-55-6	1,1,1-Trichloroethane	ND	0.0090	0.00052	mg/kg	
79-00-5	1,1,2-Trichloroethane	ND	0.0090	0.0015	mg/kg	
79-01-6	Trichloroethene	ND	0.0090	0.00063	mg/kg	
75-69-4	Trichlorofluoromethane	ND	0.0090	0.00041	mg/kg	
75-01-4	Vinyl chloride	ND	0.0090	0.00062	mg/kg	
	m,p-Xylene	ND	0.0018	0.00087	mg/kg	
95-47-6	o-Xylene	ND	0.0018	0.00032	mg/kg	
1330-20-7	Xylene (total)	ND	0.0018	0.00032	mg/kg	

CAS No.	Surrogate Recoveries	Run# 1	Run# 2	Limits
1868-53-7	Dibromofluoromethane	110%		59-130%
17060-07-0	1,2-Dichloroethane-D4	109%		65-123%
2037-26-5	Toluene-D8	105%		77-125%
460-00-4	4-Bromofluorobenzene	116%		71-132%

ND = Not detected MDL = Method Detection Limit
RL = Reporting Limit
E = Indicates value exceeds calibration range

J = Indicates an estimated value
B = Indicates analyte found in associated method blank
N = Indicates presumptive evidence of a compound

Accutest Laboratories

Report of Analysis

Client Sample ID:	410-PE-36		
Lab Sample ID:	JB70128-11	**Date Sampled:**	06/23/14
Matrix:	SO - Soil	**Date Received:**	06/24/14
Method:	SW846 8270D SW846 3550C	**Percent Solids:**	60.2
Project:	Carroll Gardens, 363-365 Bond Street, Brooklyn, NY		

	File ID	DF	Analyzed	By	Prep Date	Prep Batch	Analytical Batch
Run #1	M106109.D	1	07/07/14	SP	06/26/14	OP75975	EM4338
Run #2							

	Initial Weight	Final Volume
Run #1	31.0 g	1.0 ml
Run #2		

ABN TCL List (SOM0 2.0)

CAS No.	Compound	Result	RL	MDL	Units	Q
95-57-8	2-Chlorophenol	ND	0.11	0.054	mg/kg	
59-50-7	4-Chloro-3-methyl phenol	ND	0.27	0.054	mg/kg	
120-83-2	2,4-Dichlorophenol	ND	0.27	0.086	mg/kg	
105-67-9	2,4-Dimethylphenol	ND	0.27	0.090	mg/kg	
51-28-5	2,4-Dinitrophenol	ND	1.1	0.065	mg/kg	
534-52-1	4,6-Dinitro-o-cresol	ND	1.1	0.065	mg/kg	
95-48-7	2-Methylphenol	ND	0.11	0.061	mg/kg	
	3&4-Methylphenol	ND	0.11	0.068	mg/kg	
88-75-5	2-Nitrophenol	ND	0.27	0.057	mg/kg	
100-02-7	4-Nitrophenol	ND	0.54	0.091	mg/kg	
87-86-5	Pentachlorophenol	ND	0.54	0.092	mg/kg	
108-95-2	Phenol	ND	0.11	0.056	mg/kg	
58-90-2	2,3,4,6-Tetrachlorophenol	ND	0.27	0.055	mg/kg	
95-95-4	2,4,5-Trichlorophenol	ND	0.27	0.062	mg/kg	
88-06-2	2,4,6-Trichlorophenol	ND	0.27	0.050	mg/kg	
83-32-9	Acenaphthene	ND	0.054	0.016	mg/kg	
208-96-8	Acenaphthylene	ND	0.054	0.017	mg/kg	
98-86-2	Acetophenone	ND	0.27	0.0094	mg/kg	
120-12-7	Anthracene	ND	0.054	0.019	mg/kg	
1912-24-9	Atrazine	ND	0.11	0.011	mg/kg	
56-55-3	Benzo(a)anthracene	ND	0.054	0.017	mg/kg	
50-32-8	Benzo(a)pyrene	ND	0.054	0.016	mg/kg	
205-99-2	Benzo(b)fluoranthene	ND	0.054	0.018	mg/kg	
191-24-2	Benzo(g,h,i)perylene	ND	0.054	0.020	mg/kg	
207-08-9	Benzo(k)fluoranthene	ND	0.054	0.020	mg/kg	
101-55-3	4-Bromophenyl phenyl ether	ND	0.11	0.019	mg/kg	
85-68-7	Butyl benzyl phthalate	ND	0.11	0.031	mg/kg	
92-52-4	1,1'-Biphenyl	ND	0.11	0.0062	mg/kg	
100-52-7	Benzaldehyde	ND	0.27	0.012	mg/kg	
91-58-7	2-Chloronaphthalene	ND	0.11	0.017	mg/kg	
106-47-8	4-Chloroaniline	ND	0.27	0.017	mg/kg	
86-74-8	Carbazole	ND	0.11	0.025	mg/kg	

ND = Not detected MDL = Method Detection Limit
RL = Reporting Limit
E = Indicates value exceeds calibration range
J = Indicates an estimated value
B = Indicates analyte found in associated method blank
N = Indicates presumptive evidence of a compound

Report of Analysis

Client Sample ID:	410-PE-36		
Lab Sample ID:	JB70128-11	**Date Sampled:**	06/23/14
Matrix:	SO - Soil	**Date Received:**	06/24/14
Method:	SW846 8270D SW846 3550C	**Percent Solids:**	60.2
Project:	Carroll Gardens, 363-365 Bond Street, Brooklyn, NY		

ABN TCL List (SOM0 2.0)

CAS No.	Compound	Result	RL	MDL	Units	Q
105-60-2	Caprolactam	ND	0.11	0.017	mg/kg	
218-01-9	Chrysene	ND	0.054	0.018	mg/kg	
111-91-1	bis(2-Chloroethoxy)methane	ND	0.11	0.022	mg/kg	
111-44-4	bis(2-Chloroethyl)ether	ND	0.11	0.016	mg/kg	
108-60-1	bis(2-Chloroisopropyl)ether	ND	0.11	0.016	mg/kg	
7005-72-3	4-Chlorophenyl phenyl ether	ND	0.11	0.016	mg/kg	
121-14-2	2,4-Dinitrotoluene	ND	0.054	0.023	mg/kg	
606-20-2	2,6-Dinitrotoluene	ND	0.054	0.020	mg/kg	
91-94-1	3,3'-Dichlorobenzidine	ND	0.11	0.014	mg/kg	
123-91-1	1,4-Dioxane	ND	0.054	0.035	mg/kg	
53-70-3	Dibenzo(a,h)anthracene	ND	0.054	0.018	mg/kg	
132-64-9	Dibenzofuran	ND	0.11	0.016	mg/kg	
84-74-2	Di-n-butyl phthalate	ND	0.11	0.012	mg/kg	
117-84-0	Di-n-octyl phthalate	ND	0.11	0.026	mg/kg	
84-66-2	Diethyl phthalate	ND	0.11	0.018	mg/kg	
131-11-3	Dimethyl phthalate	ND	0.11	0.019	mg/kg	
117-81-7	bis(2-Ethylhexyl)phthalate	ND	0.11	0.047	mg/kg	
206-44-0	Fluoranthene	ND	0.054	0.024	mg/kg	
86-73-7	Fluorene	ND	0.054	0.018	mg/kg	
118-74-1	Hexachlorobenzene	ND	0.11	0.017	mg/kg	
87-68-3	Hexachlorobutadiene	ND	0.054	0.015	mg/kg	
77-47-4	Hexachlorocyclopentadiene	ND	0.54	0.055	mg/kg	
67-72-1	Hexachloroethane	ND	0.27	0.015	mg/kg	
193-39-5	Indeno(1,2,3-cd)pyrene	ND	0.054	0.019	mg/kg	
78-59-1	Isophorone	ND	0.11	0.014	mg/kg	
91-57-6	2-Methylnaphthalene	ND	0.11	0.030	mg/kg	
88-74-4	2-Nitroaniline	ND	0.27	0.024	mg/kg	
99-09-2	3-Nitroaniline	ND	0.27	0.021	mg/kg	
100-01-6	4-Nitroaniline	ND	0.27	0.021	mg/kg	
91-20-3	Naphthalene	ND	0.054	0.015	mg/kg	
98-95-3	Nitrobenzene	ND	0.11	0.015	mg/kg	
621-64-7	N-Nitroso-di-n-propylamine	ND	0.11	0.013	mg/kg	
86-30-6	N-Nitrosodiphenylamine	ND	0.27	0.032	mg/kg	
85-01-8	Phenanthrene	ND	0.054	0.024	mg/kg	
129-00-0	Pyrene	ND	0.054	0.021	mg/kg	
95-94-3	1,2,4,5-Tetrachlorobenzene	ND	0.27	0.016	mg/kg	

CAS No.	Surrogate Recoveries	Run# 1	Run# 2	Limits
367-12-4	2-Fluorophenol	74%		13-110%

ND = Not detected MDL = Method Detection Limit
RL = Reporting Limit
E = Indicates value exceeds calibration range
J = Indicates an estimated value
B = Indicates analyte found in associated method blank
N = Indicates presumptive evidence of a compound

Report of Analysis

Client Sample ID:	410-PE-36		
Lab Sample ID:	JB70128-11	**Date Sampled:**	06/23/14
Matrix:	SO - Soil	**Date Received:**	06/24/14
Method:	SW846 8270D SW846 3550C	**Percent Solids:**	60.2
Project:	Carroll Gardens, 363-365 Bond Street, Brooklyn, NY		

ABN TCL List (SOM0 2.0)

CAS No.	Surrogate Recoveries	Run# 1	Run# 2	Limits
4165-62-2	Phenol-d5	74%		15-110%
118-79-6	2,4,6-Tribromophenol	88%		20-123%
4165-60-0	Nitrobenzene-d5	81%		10-110%
321-60-8	2-Fluorobiphenyl	77%		17-110%
1718-51-0	Terphenyl-d14	89%		30-124%

ND = Not detected MDL = Method Detection Limit
RL = Reporting Limit
E = Indicates value exceeds calibration range

J = Indicates an estimated value
B = Indicates analyte found in associated method blank
N = Indicates presumptive evidence of a compound

Report of Analysis

Client Sample ID: 410-PE-36
Lab Sample ID: JB70128-11
Matrix: SO - Soil
Project: Carroll Gardens, 363-365 Bond Street, Brooklyn, NY

Date Sampled: 06/23/14
Date Received: 06/24/14
Percent Solids: 60.2

Metals Analysis

Analyte	Result	RL	MDL	Units	DF	Prep	Analyzed	By	Method	Prep Method
Aluminum	16100	51	1.4	mg/kg	1	06/26/14	06/27/14	ND	SW846 6010C (1)	SW846 3050B (4)
Antimony	0.57 B	2.1	0.28	mg/kg	1	06/26/14	06/27/14	ND	SW846 6010C (1)	SW846 3050B (4)
Arsenic	10.0	2.1	0.30	mg/kg	1	06/26/14	06/27/14	ND	SW846 6010C (1)	SW846 3050B (4)
Barium	56.9	21	0.082	mg/kg	1	06/26/14	06/27/14	ND	SW846 6010C (1)	SW846 3050B (4)
Beryllium	0.59	0.21	0.021	mg/kg	1	06/26/14	06/27/14	ND	SW846 6010C (1)	SW846 3050B (4)
Cadmium	0.45 B	0.51	0.051	mg/kg	1	06/26/14	06/27/14	ND	SW846 6010C (1)	SW846 3050B (4)
Calcium	2600	510	3.1	mg/kg	1	06/26/14	06/27/14	ND	SW846 6010C (1)	SW846 3050B (4)
Chromium	32.6	1.0	0.072	mg/kg	1	06/26/14	06/27/14	ND	SW846 6010C (1)	SW846 3050B (4)
Cobalt	10.4	5.1	0.062	mg/kg	1	06/26/14	06/27/14	ND	SW846 6010C (1)	SW846 3050B (4)
Copper	14.9	2.6	0.15	mg/kg	1	06/26/14	06/27/14	ND	SW846 6010C (1)	SW846 3050B (4)
Iron	33200	51	0.98	mg/kg	1	06/26/14	06/27/14	ND	SW846 6010C (1)	SW846 3050B (4)
Lead	15.9	2.1	0.22	mg/kg	1	06/26/14	06/27/14	ND	SW846 6010C (1)	SW846 3050B (4)
Magnesium	6950	510	3.5	mg/kg	1	06/26/14	06/27/14	ND	SW846 6010C (1)	SW846 3050B (4)
Manganese	327	1.5	0.062	mg/kg	1	06/26/14	06/27/14	ND	SW846 6010C (1)	SW846 3050B (4)
Mercury	0.029 B	0.051	0.012	mg/kg	1	07/01/14	07/01/14	DP	SW846 7471B (3)	SW846 7471B (5)
Nickel	29.5	4.1	0.10	mg/kg	1	06/26/14	06/27/14	ND	SW846 6010C (1)	SW846 3050B (4)
Potassium	3120	1000	4.1	mg/kg	1	06/26/14	06/27/14	ND	SW846 6010C (1)	SW846 3050B (4)
Selenium	0.34 U	2.1	0.34	mg/kg	1	06/26/14	06/27/14	ND	SW846 6010C (1)	SW846 3050B (4)
Silver	1.6	0.51	0.14	mg/kg	1	06/26/14	06/27/14	KK	SW846 6010C (2)	SW846 3050B (4)
Sodium	1480	1000	1.9	mg/kg	1	06/26/14	06/27/14	ND	SW846 6010C (1)	SW846 3050B (4)
Thallium	0.42 U	1.0	0.42	mg/kg	1	06/26/14	06/27/14	ND	SW846 6010C (1)	SW846 3050B (4)
Vanadium	33.9	5.1	0.092	mg/kg	1	06/26/14	06/27/14	ND	SW846 6010C (1)	SW846 3050B (4)
Zinc	85.7	2.1	0.39	mg/kg	1	06/26/14	06/27/14	ND	SW846 6010C (1)	SW846 3050B (4)

(1) Instrument QC Batch: MA34328
(2) Instrument QC Batch: MA34336
(3) Instrument QC Batch: MA34357
(4) Prep QC Batch: MP80319
(5) Prep QC Batch: MP80406

RL = Reporting Limit
MDL = Method Detection Limit

U = Indicates a result < MDL
B = Indicates a result > = MDL but < RL

Accutest Laboratories

Report of Analysis

Client Sample ID:	411-PE-19		
Lab Sample ID:	JB70128-12	**Date Sampled:**	06/23/14
Matrix:	SO - Soil	**Date Received:**	06/24/14
Method:	SW846 8260C	**Percent Solids:**	68.6
Project:	Carroll Gardens, 363-365 Bond Street, Brooklyn, NY		

	File ID	DF	Analyzed	By	Prep Date	Prep Batch	Analytical Batch
Run #1	Y146926.D	1	07/02/14	PS	n/a	n/a	VY6385
Run #2							

	Initial Weight
Run #1	5.5 g
Run #2	

VOA TCL List

CAS No.	Compound	Result	RL	MDL	Units	Q
67-64-1	Acetone	0.0434	0.013	0.0060	mg/kg	
71-43-2	Benzene	ND	0.0013	0.00017	mg/kg	
74-97-5	Bromochloromethane	ND	0.0066	0.00069	mg/kg	
75-27-4	Bromodichloromethane	ND	0.0066	0.00037	mg/kg	
75-25-2	Bromoform	ND	0.0066	0.00035	mg/kg	
74-83-9	Bromomethane	ND	0.0066	0.00064	mg/kg	
78-93-3	2-Butanone (MEK)	ND	0.013	0.0058	mg/kg	
75-15-0	Carbon disulfide	0.00081	0.0066	0.00019	mg/kg	J
56-23-5	Carbon tetrachloride	ND	0.0066	0.00033	mg/kg	
108-90-7	Chlorobenzene	ND	0.0066	0.00026	mg/kg	
75-00-3	Chloroethane	ND	0.0066	0.0013	mg/kg	
67-66-3	Chloroform	ND	0.0066	0.00034	mg/kg	
74-87-3	Chloromethane	ND	0.0066	0.00045	mg/kg	
110-82-7	Cyclohexane	ND	0.0066	0.00034	mg/kg	
96-12-8	1,2-Dibromo-3-chloropropane	ND	0.013	0.0018	mg/kg	
124-48-1	Dibromochloromethane	ND	0.0066	0.00032	mg/kg	
106-93-4	1,2-Dibromoethane	ND	0.0013	0.00073	mg/kg	
95-50-1	1,2-Dichlorobenzene	ND	0.0066	0.00045	mg/kg	
541-73-1	1,3-Dichlorobenzene	ND	0.0066	0.00029	mg/kg	
106-46-7	1,4-Dichlorobenzene	ND	0.0066	0.00033	mg/kg	
75-71-8	Dichlorodifluoromethane	ND	0.0066	0.00047	mg/kg	
75-34-3	1,1-Dichloroethane	ND	0.0066	0.00042	mg/kg	
107-06-2	1,2-Dichloroethane	ND	0.0013	0.00043	mg/kg	
75-35-4	1,1-Dichloroethene	ND	0.0066	0.00038	mg/kg	
156-59-2	cis-1,2-Dichloroethene	ND	0.0066	0.00027	mg/kg	
156-60-5	trans-1,2-Dichloroethene	ND	0.0066	0.00056	mg/kg	
78-87-5	1,2-Dichloropropane	ND	0.0066	0.00058	mg/kg	
10061-01-5	cis-1,3-Dichloropropene	ND	0.0066	0.00030	mg/kg	
10061-02-6	trans-1,3-Dichloropropene	ND	0.0066	0.00036	mg/kg	
100-41-4	Ethylbenzene	ND	0.0013	0.00023	mg/kg	
76-13-1	Freon 113	ND	0.0066	0.00058	mg/kg	
591-78-6	2-Hexanone	ND	0.0066	0.0024	mg/kg	

ND = Not detected MDL = Method Detection Limit
RL = Reporting Limit
E = Indicates value exceeds calibration range
J = Indicates an estimated value
B = Indicates analyte found in associated method blank
N = Indicates presumptive evidence of a compound

Report of Analysis

Client Sample ID:	411-PE-19		
Lab Sample ID:	JB70128-12	**Date Sampled:**	06/23/14
Matrix:	SO - Soil	**Date Received:**	06/24/14
Method:	SW846 8260C	**Percent Solids:**	68.6
Project:	Carroll Gardens, 363-365 Bond Street, Brooklyn, NY		

VOA TCL List

CAS No.	Compound	Result	RL	MDL	Units	Q
98-82-8	Isopropylbenzene	ND	0.0066	0.00019	mg/kg	
79-20-9	Methyl Acetate	ND	0.0066	0.0022	mg/kg	
108-87-2	Methylcyclohexane	0.0020	0.0066	0.00022	mg/kg	J
1634-04-4	Methyl Tert Butyl Ether	ND	0.0013	0.00045	mg/kg	
108-10-1	4-Methyl-2-pentanone(MIBK)	ND	0.0066	0.0017	mg/kg	
75-09-2	Methylene chloride	ND	0.0066	0.0023	mg/kg	
100-42-5	Styrene	ND	0.0066	0.00031	mg/kg	
79-34-5	1,1,2,2-Tetrachloroethane	ND	0.0066	0.00045	mg/kg	
127-18-4	Tetrachloroethene	ND	0.0066	0.00054	mg/kg	
108-88-3	Toluene	ND	0.0013	0.00019	mg/kg	
87-61-6	1,2,3-Trichlorobenzene	ND	0.0066	0.00027	mg/kg	
120-82-1	1,2,4-Trichlorobenzene	ND	0.0066	0.00024	mg/kg	
71-55-6	1,1,1-Trichloroethane	ND	0.0066	0.00038	mg/kg	
79-00-5	1,1,2-Trichloroethane	ND	0.0066	0.0011	mg/kg	
79-01-6	Trichloroethene	ND	0.0066	0.00046	mg/kg	
75-69-4	Trichlorofluoromethane	ND	0.0066	0.00030	mg/kg	
75-01-4	Vinyl chloride	ND	0.0066	0.00045	mg/kg	
	m,p-Xylene	ND	0.0013	0.00064	mg/kg	
95-47-6	o-Xylene	ND	0.0013	0.00024	mg/kg	
1330-20-7	Xylene (total)	ND	0.0013	0.00024	mg/kg	

CAS No.	Surrogate Recoveries	Run# 1	Run# 2	Limits
1868-53-7	Dibromofluoromethane	104%		59-130%
17060-07-0	1,2-Dichloroethane-D4	103%		65-123%
2037-26-5	Toluene-D8	105%		77-125%
460-00-4	4-Bromofluorobenzene	107%		71-132%

ND = Not detected MDL = Method Detection Limit
RL = Reporting Limit
E = Indicates value exceeds calibration range
J = Indicates an estimated value
B = Indicates analyte found in associated method blank
N = Indicates presumptive evidence of a compound

Accutest Laboratories

Report of Analysis

Client Sample ID:	411-PE-19		
Lab Sample ID:	JB70128-12	**Date Sampled:**	06/23/14
Matrix:	SO - Soil	**Date Received:**	06/24/14
Method:	SW846 8270D SW846 3550C	**Percent Solids:**	68.6
Project:	Carroll Gardens, 363-365 Bond Street, Brooklyn, NY		

	File ID	DF	Analyzed	By	Prep Date	Prep Batch	Analytical Batch
Run #1	M106134.D	1	07/08/14	AD	06/26/14	OP75975	EM4339
Run #2							

	Initial Weight	Final Volume
Run #1	32.2 g	1.0 ml
Run #2		

ABN TCL List (SOM0 2.0)

CAS No.	Compound	Result	RL	MDL	Units	Q
95-57-8	2-Chlorophenol	ND	0.091	0.045	mg/kg	
59-50-7	4-Chloro-3-methyl phenol	ND	0.23	0.045	mg/kg	
120-83-2	2,4-Dichlorophenol	ND	0.23	0.073	mg/kg	
105-67-9	2,4-Dimethylphenol	ND	0.23	0.076	mg/kg	
51-28-5	2,4-Dinitrophenol	ND	0.91	0.055	mg/kg	
534-52-1	4,6-Dinitro-o-cresol	ND	0.91	0.055	mg/kg	
95-48-7	2-Methylphenol	ND	0.091	0.052	mg/kg	
	3&4-Methylphenol	ND	0.091	0.057	mg/kg	
88-75-5	2-Nitrophenol	ND	0.23	0.048	mg/kg	
100-02-7	4-Nitrophenol	ND	0.45	0.077	mg/kg	
87-86-5	Pentachlorophenol	ND	0.45	0.077	mg/kg	
108-95-2	Phenol	ND	0.091	0.048	mg/kg	
58-90-2	2,3,4,6-Tetrachlorophenol	ND	0.23	0.047	mg/kg	
95-95-4	2,4,5-Trichlorophenol	ND	0.23	0.053	mg/kg	
88-06-2	2,4,6-Trichlorophenol	ND	0.23	0.043	mg/kg	
83-32-9	Acenaphthene	ND	0.045	0.013	mg/kg	
208-96-8	Acenaphthylene	ND	0.045	0.014	mg/kg	
98-86-2	Acetophenone	ND	0.23	0.0080	mg/kg	
120-12-7	Anthracene	ND	0.045	0.016	mg/kg	
1912-24-9	Atrazine	ND	0.091	0.0089	mg/kg	
56-55-3	Benzo(a)anthracene	ND	0.045	0.015	mg/kg	
50-32-8	Benzo(a)pyrene	ND	0.045	0.014	mg/kg	
205-99-2	Benzo(b)fluoranthene	ND	0.045	0.015	mg/kg	
191-24-2	Benzo(g,h,i)perylene	ND	0.045	0.017	mg/kg	
207-08-9	Benzo(k)fluoranthene	ND	0.045	0.017	mg/kg	
101-55-3	4-Bromophenyl phenyl ether	ND	0.091	0.016	mg/kg	
85-68-7	Butyl benzyl phthalate	ND	0.091	0.026	mg/kg	
92-52-4	1,1'-Biphenyl	ND	0.091	0.0053	mg/kg	
100-52-7	Benzaldehyde	ND	0.23	0.010	mg/kg	
91-58-7	2-Chloronaphthalene	ND	0.091	0.014	mg/kg	
106-47-8	4-Chloroaniline	ND	0.23	0.014	mg/kg	
86-74-8	Carbazole	ND	0.091	0.021	mg/kg	

ND = Not detected MDL = Method Detection Limit
RL = Reporting Limit
E = Indicates value exceeds calibration range
J = Indicates an estimated value
B = Indicates analyte found in associated method blank
N = Indicates presumptive evidence of a compound

Report of Analysis

Client Sample ID:	411-PE-19		
Lab Sample ID:	JB70128-12	**Date Sampled:**	06/23/14
Matrix:	SO - Soil	**Date Received:**	06/24/14
Method:	SW846 8270D SW846 3550C	**Percent Solids:**	68.6
Project:	Carroll Gardens, 363-365 Bond Street, Brooklyn, NY		

ABN TCL List (SOM0 2.0)

CAS No.	Compound	Result	RL	MDL	Units	Q
105-60-2	Caprolactam	ND	0.091	0.014	mg/kg	
218-01-9	Chrysene	ND	0.045	0.015	mg/kg	
111-91-1	bis(2-Chloroethoxy)methane	ND	0.091	0.018	mg/kg	
111-44-4	bis(2-Chloroethyl)ether	ND	0.091	0.014	mg/kg	
108-60-1	bis(2-Chloroisopropyl)ether	ND	0.091	0.013	mg/kg	
7005-72-3	4-Chlorophenyl phenyl ether	ND	0.091	0.014	mg/kg	
121-14-2	2,4-Dinitrotoluene	ND	0.045	0.020	mg/kg	
606-20-2	2,6-Dinitrotoluene	ND	0.045	0.017	mg/kg	
91-94-1	3,3'-Dichlorobenzidine	ND	0.091	0.011	mg/kg	
123-91-1	1,4-Dioxane	ND	0.045	0.029	mg/kg	
53-70-3	Dibenzo(a,h)anthracene	ND	0.045	0.015	mg/kg	
132-64-9	Dibenzofuran	ND	0.091	0.013	mg/kg	
84-74-2	Di-n-butyl phthalate	ND	0.091	0.010	mg/kg	
117-84-0	Di-n-octyl phthalate	ND	0.091	0.022	mg/kg	
84-66-2	Diethyl phthalate	ND	0.091	0.015	mg/kg	
131-11-3	Dimethyl phthalate	ND	0.091	0.016	mg/kg	
117-81-7	bis(2-Ethylhexyl)phthalate	ND	0.091	0.040	mg/kg	
206-44-0	Fluoranthene	ND	0.045	0.020	mg/kg	
86-73-7	Fluorene	ND	0.045	0.015	mg/kg	
118-74-1	Hexachlorobenzene	ND	0.091	0.015	mg/kg	
87-68-3	Hexachlorobutadiene	ND	0.045	0.013	mg/kg	
77-47-4	Hexachlorocyclopentadiene	ND	0.45	0.046	mg/kg	
67-72-1	Hexachloroethane	ND	0.23	0.013	mg/kg	
193-39-5	Indeno(1,2,3-cd)pyrene	ND	0.045	0.016	mg/kg	
78-59-1	Isophorone	ND	0.091	0.012	mg/kg	
91-57-6	2-Methylnaphthalene	ND	0.091	0.025	mg/kg	
88-74-4	2-Nitroaniline	ND	0.23	0.020	mg/kg	
99-09-2	3-Nitroaniline	ND	0.23	0.018	mg/kg	
100-01-6	4-Nitroaniline	ND	0.23	0.018	mg/kg	
91-20-3	Naphthalene	ND	0.045	0.012	mg/kg	
98-95-3	Nitrobenzene	ND	0.091	0.013	mg/kg	
621-64-7	N-Nitroso-di-n-propylamine	ND	0.091	0.011	mg/kg	
86-30-6	N-Nitrosodiphenylamine	ND	0.23	0.027	mg/kg	
85-01-8	Phenanthrene	ND	0.045	0.021	mg/kg	
129-00-0	Pyrene	0.0214	0.045	0.017	mg/kg	J
95-94-3	1,2,4,5-Tetrachlorobenzene	ND	0.23	0.014	mg/kg	

CAS No.	Surrogate Recoveries	Run# 1	Run# 2	Limits
367-12-4	2-Fluorophenol	73%		13-110%

ND = Not detected MDL = Method Detection Limit
RL = Reporting Limit
E = Indicates value exceeds calibration range
J = Indicates an estimated value
B = Indicates analyte found in associated method blank
N = Indicates presumptive evidence of a compound

Report of Analysis

Client Sample ID:	411-PE-19		
Lab Sample ID:	JB70128-12	**Date Sampled:**	06/23/14
Matrix:	SO - Soil	**Date Received:**	06/24/14
Method:	SW846 8270D SW846 3550C	**Percent Solids:**	68.6
Project:	Carroll Gardens, 363-365 Bond Street, Brooklyn, NY		

ABN TCL List (SOM0 2.0)

CAS No.	Surrogate Recoveries	Run# 1	Run# 2	Limits
4165-62-2	Phenol-d5	76%		15-110%
118-79-6	2,4,6-Tribromophenol	88%		20-123%
4165-60-0	Nitrobenzene-d5	84%		10-110%
321-60-8	2-Fluorobiphenyl	82%		17-110%
1718-51-0	Terphenyl-d14	84%		30-124%

ND = Not detected MDL = Method Detection Limit
RL = Reporting Limit
E = Indicates value exceeds calibration range

J = Indicates an estimated value
B = Indicates analyte found in associated method blank
N = Indicates presumptive evidence of a compound

Report of Analysis

Client Sample ID: 411-PE-19
Lab Sample ID: JB70128-12
Matrix: SO - Soil
Project: Carroll Gardens, 363-365 Bond Street, Brooklyn, NY

Date Sampled: 06/23/14
Date Received: 06/24/14
Percent Solids: 68.6

Metals Analysis

Analyte	Result	RL	MDL	Units	DF	Prep	Analyzed	By	Method	Prep Method
Aluminum	9730	51	1.4	mg/kg	1	06/26/14	06/27/14	ND	SW846 6010C [1]	SW846 3050B [3]
Antimony	0.43 B	2.1	0.28	mg/kg	1	06/26/14	06/27/14	ND	SW846 6010C [1]	SW846 3050B [3]
Arsenic	7.3	2.1	0.30	mg/kg	1	06/26/14	06/27/14	ND	SW846 6010C [1]	SW846 3050B [3]
Barium	47.7	21	0.082	mg/kg	1	06/26/14	06/27/14	ND	SW846 6010C [1]	SW846 3050B [3]
Beryllium	0.28	0.21	0.021	mg/kg	1	06/26/14	06/27/14	ND	SW846 6010C [1]	SW846 3050B [3]
Cadmium	0.31 B	0.51	0.051	mg/kg	1	06/26/14	06/27/14	ND	SW846 6010C [1]	SW846 3050B [3]
Calcium	3270	510	3.1	mg/kg	1	06/26/14	06/27/14	ND	SW846 6010C [1]	SW846 3050B [3]
Chromium	19.3	1.0	0.072	mg/kg	1	06/26/14	06/27/14	ND	SW846 6010C [1]	SW846 3050B [3]
Cobalt	6.1	5.1	0.062	mg/kg	1	06/26/14	06/27/14	ND	SW846 6010C [1]	SW846 3050B [3]
Copper	12.0	2.6	0.15	mg/kg	1	06/26/14	06/27/14	ND	SW846 6010C [1]	SW846 3050B [3]
Iron	20000	51	0.99	mg/kg	1	06/26/14	06/27/14	ND	SW846 6010C [1]	SW846 3050B [3]
Lead	40.6	2.1	0.22	mg/kg	1	06/26/14	06/27/14	ND	SW846 6010C [1]	SW846 3050B [3]
Magnesium	3770	510	3.5	mg/kg	1	06/26/14	06/27/14	ND	SW846 6010C [1]	SW846 3050B [3]
Manganese	235	1.5	0.062	mg/kg	1	06/26/14	06/27/14	ND	SW846 6010C [1]	SW846 3050B [3]
Mercury	0.049	0.046	0.010	mg/kg	1	07/01/14	07/01/14	DP	SW846 7471B [2]	SW846 7471B [4]
Nickel	19.4	4.1	0.10	mg/kg	1	06/26/14	06/27/14	ND	SW846 6010C [1]	SW846 3050B [3]
Potassium	1810	1000	4.1	mg/kg	1	06/26/14	06/27/14	ND	SW846 6010C [1]	SW846 3050B [3]
Selenium	0.34 U	2.1	0.34	mg/kg	1	06/26/14	06/27/14	ND	SW846 6010C [1]	SW846 3050B [3]
Silver	0.25 B	0.51	0.14	mg/kg	1	06/26/14	06/27/14	ND	SW846 6010C [1]	SW846 3050B [3]
Sodium	744 B	1000	1.9	mg/kg	1	06/26/14	06/27/14	ND	SW846 6010C [1]	SW846 3050B [3]
Thallium	0.42 U	1.0	0.42	mg/kg	1	06/26/14	06/27/14	ND	SW846 6010C [1]	SW846 3050B [3]
Vanadium	21.5	5.1	0.092	mg/kg	1	06/26/14	06/27/14	ND	SW846 6010C [1]	SW846 3050B [3]
Zinc	52.6	2.1	0.39	mg/kg	1	06/26/14	06/27/14	ND	SW846 6010C [1]	SW846 3050B [3]

(1) Instrument QC Batch: MA34328
(2) Instrument QC Batch: MA34357
(3) Prep QC Batch: MP80319
(4) Prep QC Batch: MP80406

RL = Reporting Limit
MDL = Method Detection Limit

U = Indicates a result < MDL
B = Indicates a result > = MDL but < RL

Accutest Laboratories

Report of Analysis

Client Sample ID:	412-PE-107		
Lab Sample ID:	JB70128-13	**Date Sampled:**	06/23/14
Matrix:	SO - Soil	**Date Received:**	06/24/14
Method:	SW846 8260C	**Percent Solids:**	57.1
Project:	Carroll Gardens, 363-365 Bond Street, Brooklyn, NY		

	File ID	DF	Analyzed	By	Prep Date	Prep Batch	Analytical Batch
Run #1	3C111166.D	1	06/27/14	PS	n/a	n/a	V3C5008
Run #2							

	Initial Weight
Run #1	5.0 g
Run #2	

VOA TCL List

CAS No.	Compound	Result	RL	MDL	Units	Q
67-64-1	Acetone	0.0374	0.018	0.0080	mg/kg	
71-43-2	Benzene	ND	0.0018	0.00022	mg/kg	
74-97-5	Bromochloromethane	ND	0.0088	0.00091	mg/kg	
75-27-4	Bromodichloromethane	ND	0.0088	0.00049	mg/kg	
75-25-2	Bromoform	ND	0.0088	0.00046	mg/kg	
74-83-9	Bromomethane	ND	0.0088	0.00084	mg/kg	
78-93-3	2-Butanone (MEK)	ND	0.018	0.0077	mg/kg	
75-15-0	Carbon disulfide	0.0029	0.0088	0.00025	mg/kg	J
56-23-5	Carbon tetrachloride	ND	0.0088	0.00044	mg/kg	
108-90-7	Chlorobenzene	ND	0.0088	0.00035	mg/kg	
75-00-3	Chloroethane	ND	0.0088	0.0017	mg/kg	
67-66-3	Chloroform	ND	0.0088	0.00044	mg/kg	
74-87-3	Chloromethane	ND	0.0088	0.00060	mg/kg	
110-82-7	Cyclohexane	0.00099	0.0088	0.00045	mg/kg	J
96-12-8	1,2-Dibromo-3-chloropropane	ND	0.018	0.0023	mg/kg	
124-48-1	Dibromochloromethane	ND	0.0088	0.00042	mg/kg	
106-93-4	1,2-Dibromoethane	ND	0.0018	0.00096	mg/kg	
95-50-1	1,2-Dichlorobenzene	ND	0.0088	0.00059	mg/kg	
541-73-1	1,3-Dichlorobenzene	ND	0.0088	0.00038	mg/kg	
106-46-7	1,4-Dichlorobenzene	ND	0.0088	0.00044	mg/kg	
75-71-8	Dichlorodifluoromethane	ND	0.0088	0.00062	mg/kg	
75-34-3	1,1-Dichloroethane	ND	0.0088	0.00055	mg/kg	
107-06-2	1,2-Dichloroethane	ND	0.0018	0.00056	mg/kg	
75-35-4	1,1-Dichloroethene	ND	0.0088	0.00050	mg/kg	
156-59-2	cis-1,2-Dichloroethene	ND	0.0088	0.00036	mg/kg	
156-60-5	trans-1,2-Dichloroethene	ND	0.0088	0.00074	mg/kg	
78-87-5	1,2-Dichloropropane	ND	0.0088	0.00076	mg/kg	
10061-01-5	cis-1,3-Dichloropropene	ND	0.0088	0.00040	mg/kg	
10061-02-6	trans-1,3-Dichloropropene	ND	0.0088	0.00047	mg/kg	
100-41-4	Ethylbenzene	ND	0.0018	0.00031	mg/kg	
76-13-1	Freon 113	ND	0.0088	0.00076	mg/kg	
591-78-6	2-Hexanone	ND	0.0088	0.0031	mg/kg	

ND = Not detected MDL = Method Detection Limit
RL = Reporting Limit
E = Indicates value exceeds calibration range
J = Indicates an estimated value
B = Indicates analyte found in associated method blank
N = Indicates presumptive evidence of a compound

Report of Analysis

Client Sample ID:	412-PE-107		
Lab Sample ID:	JB70128-13	**Date Sampled:**	06/23/14
Matrix:	SO - Soil	**Date Received:**	06/24/14
Method:	SW846 8260C	**Percent Solids:**	57.1
Project:	Carroll Gardens, 363-365 Bond Street, Brooklyn, NY		

VOA TCL List

CAS No.	Compound	Result	RL	MDL	Units	Q
98-82-8	Isopropylbenzene	ND	0.0088	0.00026	mg/kg	
79-20-9	Methyl Acetate	ND	0.0088	0.0029	mg/kg	
108-87-2	Methylcyclohexane	0.0754	0.0088	0.00029	mg/kg	
1634-04-4	Methyl Tert Butyl Ether	ND	0.0018	0.00060	mg/kg	
108-10-1	4-Methyl-2-pentanone(MIBK)	ND	0.0088	0.0023	mg/kg	
75-09-2	Methylene chloride	ND	0.0088	0.0030	mg/kg	
100-42-5	Styrene	ND	0.0088	0.00041	mg/kg	
79-34-5	1,1,2,2-Tetrachloroethane	ND	0.0088	0.00060	mg/kg	
127-18-4	Tetrachloroethene	ND	0.0088	0.00072	mg/kg	
108-88-3	Toluene	ND	0.0018	0.00025	mg/kg	
87-61-6	1,2,3-Trichlorobenzene	ND	0.0088	0.00036	mg/kg	
120-82-1	1,2,4-Trichlorobenzene	ND	0.0088	0.00032	mg/kg	
71-55-6	1,1,1-Trichloroethane	ND	0.0088	0.00050	mg/kg	
79-00-5	1,1,2-Trichloroethane	ND	0.0088	0.0014	mg/kg	
79-01-6	Trichloroethene	ND	0.0088	0.00061	mg/kg	
75-69-4	Trichlorofluoromethane	ND	0.0088	0.00039	mg/kg	
75-01-4	Vinyl chloride	ND	0.0088	0.00060	mg/kg	
	m,p-Xylene	ND	0.0018	0.00085	mg/kg	
95-47-6	o-Xylene	ND	0.0018	0.00031	mg/kg	
1330-20-7	Xylene (total)	ND	0.0018	0.00031	mg/kg	

CAS No.	Surrogate Recoveries	Run# 1	Run# 2	Limits
1868-53-7	Dibromofluoromethane	114%		59-130%
17060-07-0	1,2-Dichloroethane-D4	113%		65-123%
2037-26-5	Toluene-D8	103%		77-125%
460-00-4	4-Bromofluorobenzene	118%		71-132%

ND = Not detected MDL = Method Detection Limit
RL = Reporting Limit
E = Indicates value exceeds calibration range
J = Indicates an estimated value
B = Indicates analyte found in associated method blank
N = Indicates presumptive evidence of a compound

Accutest Laboratories

Report of Analysis

Client Sample ID:	412-PE-107		
Lab Sample ID:	JB70128-13	**Date Sampled:**	06/23/14
Matrix:	SO - Soil	**Date Received:**	06/24/14
Method:	SW846 8270D SW846 3550C	**Percent Solids:**	57.1
Project:	Carroll Gardens, 363-365 Bond Street, Brooklyn, NY		

	File ID	DF	Analyzed	By	Prep Date	Prep Batch	Analytical Batch
Run #1	M106095.D	1	07/07/14	SP	06/26/14	OP75975	EM4338
Run #2							

	Initial Weight	Final Volume
Run #1	32.1 g	1.0 ml
Run #2		

ABN TCL List (SOM0 2.0)

CAS No.	Compound	Result	RL	MDL	Units	Q
95-57-8	2-Chlorophenol	ND	0.11	0.055	mg/kg	
59-50-7	4-Chloro-3-methyl phenol	ND	0.27	0.055	mg/kg	
120-83-2	2,4-Dichlorophenol	ND	0.27	0.088	mg/kg	
105-67-9	2,4-Dimethylphenol	ND	0.27	0.092	mg/kg	
51-28-5	2,4-Dinitrophenol	ND	1.1	0.067	mg/kg	
534-52-1	4,6-Dinitro-o-cresol	ND	1.1	0.067	mg/kg	
95-48-7	2-Methylphenol	ND	0.11	0.062	mg/kg	
	3&4-Methylphenol	ND	0.11	0.069	mg/kg	
88-75-5	2-Nitrophenol	ND	0.27	0.058	mg/kg	
100-02-7	4-Nitrophenol	ND	0.55	0.092	mg/kg	
87-86-5	Pentachlorophenol	ND	0.55	0.093	mg/kg	
108-95-2	Phenol	ND	0.11	0.057	mg/kg	
58-90-2	2,3,4,6-Tetrachlorophenol	ND	0.27	0.056	mg/kg	
95-95-4	2,4,5-Trichlorophenol	ND	0.27	0.063	mg/kg	
88-06-2	2,4,6-Trichlorophenol	ND	0.27	0.051	mg/kg	
83-32-9	Acenaphthene	ND	0.055	0.016	mg/kg	
208-96-8	Acenaphthylene	ND	0.055	0.017	mg/kg	
98-86-2	Acetophenone	ND	0.27	0.0096	mg/kg	
120-12-7	Anthracene	ND	0.055	0.019	mg/kg	
1912-24-9	Atrazine	ND	0.11	0.011	mg/kg	
56-55-3	Benzo(a)anthracene	ND	0.055	0.018	mg/kg	
50-32-8	Benzo(a)pyrene	ND	0.055	0.017	mg/kg	
205-99-2	Benzo(b)fluoranthene	ND	0.055	0.018	mg/kg	
191-24-2	Benzo(g,h,i)perylene	ND	0.055	0.020	mg/kg	
207-08-9	Benzo(k)fluoranthene	ND	0.055	0.021	mg/kg	
101-55-3	4-Bromophenyl phenyl ether	ND	0.11	0.020	mg/kg	
85-68-7	Butyl benzyl phthalate	ND	0.11	0.032	mg/kg	
92-52-4	1,1'-Biphenyl	ND	0.11	0.0063	mg/kg	
100-52-7	Benzaldehyde	ND	0.27	0.013	mg/kg	
91-58-7	2-Chloronaphthalene	ND	0.11	0.017	mg/kg	
106-47-8	4-Chloroaniline	ND	0.27	0.017	mg/kg	
86-74-8	Carbazole	ND	0.11	0.025	mg/kg	

ND = Not detected MDL = Method Detection Limit
RL = Reporting Limit
E = Indicates value exceeds calibration range
J = Indicates an estimated value
B = Indicates analyte found in associated method blank
N = Indicates presumptive evidence of a compound

Report of Analysis

Client Sample ID:	412-PE-107		
Lab Sample ID:	JB70128-13	**Date Sampled:**	06/23/14
Matrix:	SO - Soil	**Date Received:**	06/24/14
Method:	SW846 8270D SW846 3550C	**Percent Solids:**	57.1
Project:	Carroll Gardens, 363-365 Bond Street, Brooklyn, NY		

ABN TCL List (SOM0 2.0)

CAS No.	Compound	Result	RL	MDL	Units	Q
105-60-2	Caprolactam	ND	0.11	0.017	mg/kg	
218-01-9	Chrysene	ND	0.055	0.018	mg/kg	
111-91-1	bis(2-Chloroethoxy)methane	ND	0.11	0.022	mg/kg	
111-44-4	bis(2-Chloroethyl)ether	ND	0.11	0.016	mg/kg	
108-60-1	bis(2-Chloroisopropyl)ether	ND	0.11	0.016	mg/kg	
7005-72-3	4-Chlorophenyl phenyl ether	ND	0.11	0.016	mg/kg	
121-14-2	2,4-Dinitrotoluene	ND	0.055	0.024	mg/kg	
606-20-2	2,6-Dinitrotoluene	ND	0.055	0.021	mg/kg	
91-94-1	3,3'-Dichlorobenzidine	ND	0.11	0.014	mg/kg	
123-91-1	1,4-Dioxane	ND	0.055	0.035	mg/kg	
53-70-3	Dibenzo(a,h)anthracene	ND	0.055	0.019	mg/kg	
132-64-9	Dibenzofuran	ND	0.11	0.016	mg/kg	
84-74-2	Di-n-butyl phthalate	ND	0.11	0.012	mg/kg	
117-84-0	Di-n-octyl phthalate	ND	0.11	0.027	mg/kg	
84-66-2	Diethyl phthalate	ND	0.11	0.019	mg/kg	
131-11-3	Dimethyl phthalate	ND	0.11	0.019	mg/kg	
117-81-7	bis(2-Ethylhexyl)phthalate	ND	0.11	0.048	mg/kg	
206-44-0	Fluoranthene	ND	0.055	0.024	mg/kg	
86-73-7	Fluorene	0.0233	0.055	0.018	mg/kg	J
118-74-1	Hexachlorobenzene	ND	0.11	0.018	mg/kg	
87-68-3	Hexachlorobutadiene	ND	0.055	0.015	mg/kg	
77-47-4	Hexachlorocyclopentadiene	ND	0.55	0.056	mg/kg	
67-72-1	Hexachloroethane	ND	0.27	0.015	mg/kg	
193-39-5	Indeno(1,2,3-cd)pyrene	ND	0.055	0.019	mg/kg	
78-59-1	Isophorone	ND	0.11	0.015	mg/kg	
91-57-6	2-Methylnaphthalene	ND	0.11	0.030	mg/kg	
88-74-4	2-Nitroaniline	ND	0.27	0.024	mg/kg	
99-09-2	3-Nitroaniline	ND	0.27	0.022	mg/kg	
100-01-6	4-Nitroaniline	ND	0.27	0.021	mg/kg	
91-20-3	Naphthalene	ND	0.055	0.015	mg/kg	
98-95-3	Nitrobenzene	ND	0.11	0.016	mg/kg	
621-64-7	N-Nitroso-di-n-propylamine	ND	0.11	0.013	mg/kg	
86-30-6	N-Nitrosodiphenylamine	ND	0.27	0.033	mg/kg	
85-01-8	Phenanthrene	ND	0.055	0.025	mg/kg	
129-00-0	Pyrene	ND	0.055	0.021	mg/kg	
95-94-3	1,2,4,5-Tetrachlorobenzene	ND	0.27	0.017	mg/kg	

CAS No.	Surrogate Recoveries	Run# 1	Run# 2	Limits
367-12-4	2-Fluorophenol	68%		13-110%

ND = Not detected MDL = Method Detection Limit
RL = Reporting Limit
E = Indicates value exceeds calibration range
J = Indicates an estimated value
B = Indicates analyte found in associated method blank
N = Indicates presumptive evidence of a compound

Report of Analysis

Client Sample ID:	412-PE-107		
Lab Sample ID:	JB70128-13	**Date Sampled:**	06/23/14
Matrix:	SO - Soil	**Date Received:**	06/24/14
Method:	SW846 8270D SW846 3550C	**Percent Solids:**	57.1
Project:	Carroll Gardens, 363-365 Bond Street, Brooklyn, NY		

ABN TCL List (SOM0 2.0)

CAS No.	Surrogate Recoveries	Run# 1	Run# 2	Limits
4165-62-2	Phenol-d5	69%		15-110%
118-79-6	2,4,6-Tribromophenol	70%		20-123%
4165-60-0	Nitrobenzene-d5	78%		10-110%
321-60-8	2-Fluorobiphenyl	67%		17-110%
1718-51-0	Terphenyl-d14	70%		30-124%

ND = Not detected MDL = Method Detection Limit
RL = Reporting Limit
E = Indicates value exceeds calibration range

J = Indicates an estimated value
B = Indicates analyte found in associated method blank
N = Indicates presumptive evidence of a compound

Report of Analysis

Client Sample ID: 412-PE-107
Lab Sample ID: JB70128-13
Matrix: SO - Soil
Project: Carroll Gardens, 363-365 Bond Street, Brooklyn, NY

Date Sampled: 06/23/14
Date Received: 06/24/14
Percent Solids: 57.1

Metals Analysis

Analyte	Result	RL	MDL	Units	DF	Prep	Analyzed	By	Method	Prep Method
Aluminum	13800	53	1.4	mg/kg	1	06/26/14	06/26/14	ND	SW846 6010C [1]	SW846 3050B [3]
Antimony	0.62 B	2.1	0.28	mg/kg	1	06/26/14	06/26/14	ND	SW846 6010C [1]	SW846 3050B [3]
Arsenic	10.2	2.1	0.31	mg/kg	1	06/26/14	06/26/14	ND	SW846 6010C [1]	SW846 3050B [3]
Barium	34.9	21	0.084	mg/kg	1	06/26/14	06/26/14	ND	SW846 6010C [1]	SW846 3050B [3]
Beryllium	0.43	0.21	0.021	mg/kg	1	06/26/14	06/26/14	ND	SW846 6010C [1]	SW846 3050B [3]
Cadmium	0.47 B	0.53	0.053	mg/kg	1	06/26/14	06/26/14	ND	SW846 6010C [1]	SW846 3050B [3]
Calcium	3220	530	3.2	mg/kg	1	06/26/14	06/26/14	ND	SW846 6010C [1]	SW846 3050B [3]
Chromium	28.8	1.1	0.074	mg/kg	1	06/26/14	06/26/14	ND	SW846 6010C [1]	SW846 3050B [3]
Cobalt	8.8	5.3	0.063	mg/kg	1	06/26/14	06/26/14	ND	SW846 6010C [1]	SW846 3050B [3]
Copper	12.4	2.6	0.16	mg/kg	1	06/26/14	06/26/14	ND	SW846 6010C [1]	SW846 3050B [3]
Iron	29600	53	1.0	mg/kg	1	06/26/14	06/26/14	ND	SW846 6010C [1]	SW846 3050B [3]
Lead	18.2	2.1	0.22	mg/kg	1	06/26/14	06/26/14	ND	SW846 6010C [1]	SW846 3050B [3]
Magnesium	6050	530	3.6	mg/kg	1	06/26/14	06/26/14	ND	SW846 6010C [1]	SW846 3050B [3]
Manganese	325	1.6	0.063	mg/kg	1	06/26/14	06/26/14	ND	SW846 6010C [1]	SW846 3050B [3]
Mercury	0.012 U	0.055	0.012	mg/kg	1	07/01/14	07/01/14	DP	SW846 7471B [2]	SW846 7471B [4]
Nickel	25.6	4.2	0.11	mg/kg	1	06/26/14	06/26/14	ND	SW846 6010C [1]	SW846 3050B [3]
Potassium	2990	1100	4.2	mg/kg	1	06/26/14	06/26/14	ND	SW846 6010C [1]	SW846 3050B [3]
Selenium	0.35 U	2.1	0.35	mg/kg	1	06/26/14	06/26/14	ND	SW846 6010C [1]	SW846 3050B [3]
Silver	0.15 U	0.53	0.15	mg/kg	1	06/26/14	06/26/14	ND	SW846 6010C [1]	SW846 3050B [3]
Sodium	721 B	1100	2.0	mg/kg	1	06/26/14	06/26/14	ND	SW846 6010C [1]	SW846 3050B [3]
Thallium	0.43 U	1.1	0.43	mg/kg	1	06/26/14	06/26/14	ND	SW846 6010C [1]	SW846 3050B [3]
Vanadium	32.5	5.3	0.095	mg/kg	1	06/26/14	06/26/14	ND	SW846 6010C [1]	SW846 3050B [3]
Zinc	73.7	2.1	0.40	mg/kg	1	06/26/14	06/26/14	ND	SW846 6010C [1]	SW846 3050B [3]

(1) Instrument QC Batch: MA34328
(2) Instrument QC Batch: MA34357
(3) Prep QC Batch: MP80319
(4) Prep QC Batch: MP80406

RL = Reporting Limit
MDL = Method Detection Limit

U = Indicates a result < MDL
B = Indicates a result > = MDL but < RL

Accutest Laboratories

Report of Analysis

Client Sample ID:	413-FB-19		
Lab Sample ID:	JB70128-14	**Date Sampled:**	06/24/14
Matrix:	AQ - Field Blank Soil	**Date Received:**	06/24/14
Method:	SW846 8260C	**Percent Solids:**	n/a
Project:	Carroll Gardens, 363-365 Bond Street, Brooklyn, NY		

	File ID	DF	Analyzed	By	Prep Date	Prep Batch	Analytical Batch
Run #1	2C121148.D	1	07/02/14	TP	n/a	n/a	V2C5522
Run #2							

	Purge Volume
Run #1	5.0 ml
Run #2	

VOA TCL List

CAS No.	Compound	Result	RL	MDL	Units	Q
67-64-1	Acetone	ND	10	3.3	ug/l	
71-43-2	Benzene	ND	1.0	0.28	ug/l	
74-97-5	Bromochloromethane	ND	5.0	0.42	ug/l	
75-27-4	Bromodichloromethane	ND	1.0	0.21	ug/l	
75-25-2	Bromoform	ND	4.0	0.30	ug/l	
74-83-9	Bromomethane	ND	2.0	0.56	ug/l	
78-93-3	2-Butanone (MEK)	ND	10	3.2	ug/l	
75-15-0	Carbon disulfide	ND	2.0	0.18	ug/l	
56-23-5	Carbon tetrachloride	ND	1.0	0.23	ug/l	
108-90-7	Chlorobenzene	ND	1.0	0.35	ug/l	
75-00-3	Chloroethane	ND	1.0	0.39	ug/l	
67-66-3	Chloroform	ND	1.0	0.25	ug/l	
74-87-3	Chloromethane	ND	1.0	0.36	ug/l	
110-82-7	Cyclohexane	ND	5.0	0.18	ug/l	
96-12-8	1,2-Dibromo-3-chloropropane	ND	10	1.3	ug/l	
124-48-1	Dibromochloromethane	ND	1.0	0.19	ug/l	
106-93-4	1,2-Dibromoethane	ND	2.0	0.16	ug/l	
95-50-1	1,2-Dichlorobenzene	ND	1.0	0.20	ug/l	
541-73-1	1,3-Dichlorobenzene	ND	1.0	0.31	ug/l	
106-46-7	1,4-Dichlorobenzene	ND	1.0	0.30	ug/l	
75-71-8	Dichlorodifluoromethane	ND	5.0	0.63	ug/l	
75-34-3	1,1-Dichloroethane	ND	1.0	0.26	ug/l	
107-06-2	1,2-Dichloroethane	ND	1.0	0.22	ug/l	
75-35-4	1,1-Dichloroethene	ND	1.0	0.34	ug/l	
156-59-2	cis-1,2-Dichloroethene	ND	1.0	0.24	ug/l	
156-60-5	trans-1,2-Dichloroethene	ND	1.0	0.38	ug/l	
78-87-5	1,2-Dichloropropane	ND	1.0	0.28	ug/l	
10061-01-5	cis-1,3-Dichloropropene	ND	1.0	0.15	ug/l	
10061-02-6	trans-1,3-Dichloropropene	ND	1.0	0.21	ug/l	
100-41-4	Ethylbenzene	ND	1.0	0.21	ug/l	
76-13-1	Freon 113	ND	5.0	0.77	ug/l	
591-78-6	2-Hexanone	ND	5.0	1.7	ug/l	

ND = Not detected MDL = Method Detection Limit
RL = Reporting Limit
E = Indicates value exceeds calibration range
J = Indicates an estimated value
B = Indicates analyte found in associated method blank
N = Indicates presumptive evidence of a compound

Report of Analysis

Client Sample ID:	413-FB-19		
Lab Sample ID:	JB70128-14	**Date Sampled:**	06/24/14
Matrix:	AQ - Field Blank Soil	**Date Received:**	06/24/14
Method:	SW846 8260C	**Percent Solids:**	n/a
Project:	Carroll Gardens, 363-365 Bond Street, Brooklyn, NY		

VOA TCL List

CAS No.	Compound	Result	RL	MDL	Units	Q
98-82-8	Isopropylbenzene	ND	2.0	0.22	ug/l	
79-20-9	Methyl Acetate	ND	5.0	1.5	ug/l	
108-87-2	Methylcyclohexane	ND	5.0	0.15	ug/l	
1634-04-4	Methyl Tert Butyl Ether	ND	1.0	0.29	ug/l	
108-10-1	4-Methyl-2-pentanone(MIBK)	ND	5.0	1.5	ug/l	
75-09-2	Methylene chloride	ND	2.0	0.86	ug/l	
100-42-5	Styrene	ND	5.0	0.30	ug/l	
79-34-5	1,1,2,2-Tetrachloroethane	ND	1.0	0.20	ug/l	
127-18-4	Tetrachloroethene	ND	1.0	0.25	ug/l	
108-88-3	Toluene	ND	1.0	0.44	ug/l	
87-61-6	1,2,3-Trichlorobenzene	ND	5.0	0.24	ug/l	
120-82-1	1,2,4-Trichlorobenzene	ND	5.0	0.22	ug/l	
71-55-6	1,1,1-Trichloroethane	ND	1.0	0.25	ug/l	
79-00-5	1,1,2-Trichloroethane	ND	1.0	0.21	ug/l	
79-01-6	Trichloroethene	ND	1.0	0.50	ug/l	
75-69-4	Trichlorofluoromethane	ND	5.0	0.33	ug/l	
75-01-4	Vinyl chloride	ND	1.0	0.41	ug/l	
	m,p-Xylene	ND	1.0	0.40	ug/l	
95-47-6	o-Xylene	ND	1.0	0.19	ug/l	
1330-20-7	Xylene (total)	ND	1.0	0.19	ug/l	

CAS No.	Surrogate Recoveries	Run# 1	Run# 2	Limits
1868-53-7	Dibromofluoromethane	99%		79-120%
17060-07-0	1,2-Dichloroethane-D4	102%		72-123%
2037-26-5	Toluene-D8	100%		78-119%
460-00-4	4-Bromofluorobenzene	97%		74-119%

ND = Not detected MDL = Method Detection Limit
RL = Reporting Limit
E = Indicates value exceeds calibration range

J = Indicates an estimated value
B = Indicates analyte found in associated method blank
N = Indicates presumptive evidence of a compound

Accutest Laboratories

Report of Analysis

Client Sample ID:	413-FB-19		
Lab Sample ID:	JB70128-14	**Date Sampled:**	06/24/14
Matrix:	AQ - Field Blank Soil	**Date Received:**	06/24/14
Method:	SW846 8270D SW846 3510C	**Percent Solids:**	n/a
Project:	Carroll Gardens, 363-365 Bond Street, Brooklyn, NY		

	File ID	DF	Analyzed	By	Prep Date	Prep Batch	Analytical Batch
Run #1	3E62836.D	1	07/04/14	AD	06/27/14	OP75993	E3E2691
Run #2							

	Initial Volume	Final Volume
Run #1	910 ml	1.0 ml
Run #2		

ABN TCL List (SOM0 2.0)

CAS No.	Compound	Result	RL	MDL	Units	Q
95-57-8	2-Chlorophenol	ND	5.5	1.4	ug/l	
59-50-7	4-Chloro-3-methyl phenol	ND	5.5	1.4	ug/l	
120-83-2	2,4-Dichlorophenol	ND	2.2	1.8	ug/l	
105-67-9	2,4-Dimethylphenol	ND	5.5	2.0	ug/l	
51-28-5	2,4-Dinitrophenol	ND	22	7.2	ug/l	
534-52-1	4,6-Dinitro-o-cresol	ND	22	1.5	ug/l	
95-48-7	2-Methylphenol	ND	2.2	1.4	ug/l	
	3&4-Methylphenol	ND	2.2	1.2	ug/l	
88-75-5	2-Nitrophenol	ND	5.5	2.0	ug/l	
100-02-7	4-Nitrophenol	ND	11	1.0	ug/l	
87-86-5	Pentachlorophenol	ND	11	1.5	ug/l	
108-95-2	Phenol	ND	2.2	0.60	ug/l	
58-90-2	2,3,4,6-Tetrachlorophenol	ND	5.5	1.5	ug/l	
95-95-4	2,4,5-Trichlorophenol	ND	5.5	1.9	ug/l	
88-06-2	2,4,6-Trichlorophenol	ND	5.5	1.7	ug/l	
83-32-9	Acenaphthene	ND	1.1	0.32	ug/l	
208-96-8	Acenaphthylene	ND	1.1	0.22	ug/l	
98-86-2	Acetophenone	ND	2.2	0.40	ug/l	
120-12-7	Anthracene	ND	1.1	0.21	ug/l	
1912-24-9	Atrazine	ND	2.2	0.46	ug/l	
100-52-7	Benzaldehyde	ND	5.5	0.74	ug/l	
56-55-3	Benzo(a)anthracene	ND	1.1	0.24	ug/l	
50-32-8	Benzo(a)pyrene	ND	1.1	0.26	ug/l	
205-99-2	Benzo(b)fluoranthene	ND	1.1	0.25	ug/l	
191-24-2	Benzo(g,h,i)perylene	ND	1.1	0.34	ug/l	
207-08-9	Benzo(k)fluoranthene	ND	1.1	0.24	ug/l	
101-55-3	4-Bromophenyl phenyl ether	ND	2.2	0.27	ug/l	
85-68-7	Butyl benzyl phthalate	ND	2.2	0.24	ug/l	
92-52-4	1,1'-Biphenyl	ND	1.1	0.30	ug/l	
91-58-7	2-Chloronaphthalene	ND	2.2	0.38	ug/l	
106-47-8	4-Chloroaniline	ND	5.5	0.33	ug/l	
86-74-8	Carbazole	ND	1.1	0.18	ug/l	

ND = Not detected MDL = Method Detection Limit
RL = Reporting Limit
E = Indicates value exceeds calibration range

J = Indicates an estimated value
B = Indicates analyte found in associated method blank
N = Indicates presumptive evidence of a compound

Report of Analysis

Client Sample ID:	413-FB-19		
Lab Sample ID:	JB70128-14	**Date Sampled:**	06/24/14
Matrix:	AQ - Field Blank Soil	**Date Received:**	06/24/14
Method:	SW846 8270D SW846 3510C	**Percent Solids:**	n/a
Project:	Carroll Gardens, 363-365 Bond Street, Brooklyn, NY		

ABN TCL List (SOM0 2.0)

CAS No.	Compound	Result	RL	MDL	Units	Q
105-60-2	Caprolactam	ND	2.2	0.45	ug/l	
218-01-9	Chrysene	ND	1.1	0.18	ug/l	
111-91-1	bis(2-Chloroethoxy)methane	ND	2.2	0.46	ug/l	
111-44-4	bis(2-Chloroethyl)ether	ND	2.2	0.48	ug/l	
108-60-1	bis(2-Chloroisopropyl)ether	ND	2.2	0.45	ug/l	
7005-72-3	4-Chlorophenyl phenyl ether	ND	2.2	0.42	ug/l	
121-14-2	2,4-Dinitrotoluene	ND	1.1	0.35	ug/l	
606-20-2	2,6-Dinitrotoluene	ND	1.1	0.28	ug/l	
91-94-1	3,3'-Dichlorobenzidine	ND	2.2	0.62	ug/l	
123-91-1	1,4-Dioxane	ND	1.1	0.79	ug/l	
53-70-3	Dibenzo(a,h)anthracene	ND	1.1	0.31	ug/l	
132-64-9	Dibenzofuran	ND	5.5	0.25	ug/l	
84-74-2	Di-n-butyl phthalate	ND	2.2	0.64	ug/l	
117-84-0	Di-n-octyl phthalate	ND	2.2	0.28	ug/l	
84-66-2	Diethyl phthalate	ND	2.2	0.26	ug/l	
131-11-3	Dimethyl phthalate	ND	2.2	0.29	ug/l	
117-81-7	bis(2-Ethylhexyl)phthalate	ND	2.2	0.61	ug/l	
206-44-0	Fluoranthene	ND	1.1	0.18	ug/l	
86-73-7	Fluorene	ND	1.1	0.30	ug/l	
118-74-1	Hexachlorobenzene	ND	1.1	0.50	ug/l	
87-68-3	Hexachlorobutadiene	ND	1.1	0.43	ug/l	
77-47-4	Hexachlorocyclopentadiene	ND	11	0.53	ug/l	
67-72-1	Hexachloroethane	ND	2.2	0.32	ug/l	
193-39-5	Indeno(1,2,3-cd)pyrene	ND	1.1	0.44	ug/l	
78-59-1	Isophorone	ND	2.2	0.37	ug/l	
91-57-6	2-Methylnaphthalene	ND	1.1	0.32	ug/l	
88-74-4	2-Nitroaniline	ND	5.5	0.35	ug/l	
99-09-2	3-Nitroaniline	ND	5.5	0.29	ug/l	
100-01-6	4-Nitroaniline	ND	5.5	0.33	ug/l	
91-20-3	Naphthalene	ND	1.1	0.29	ug/l	
98-95-3	Nitrobenzene	ND	2.2	0.57	ug/l	
621-64-7	N-Nitroso-di-n-propylamine	ND	2.2	0.41	ug/l	
86-30-6	N-Nitrosodiphenylamine	ND	5.5	0.23	ug/l	
85-01-8	Phenanthrene	ND	1.1	0.20	ug/l	
129-00-0	Pyrene	ND	1.1	0.21	ug/l	
95-94-3	1,2,4,5-Tetrachlorobenzene	ND	2.2	0.49	ug/l	

CAS No.	Surrogate Recoveries	Run# 1	Run# 2	Limits
367-12-4	2-Fluorophenol	38%		10-110%

ND = Not detected MDL = Method Detection Limit
RL = Reporting Limit
E = Indicates value exceeds calibration range
J = Indicates an estimated value
B = Indicates analyte found in associated method blank
N = Indicates presumptive evidence of a compound

Report of Analysis

Client Sample ID:	413-FB-19		
Lab Sample ID:	JB70128-14	**Date Sampled:**	06/24/14
Matrix:	AQ - Field Blank Soil	**Date Received:**	06/24/14
Method:	SW846 8270D SW846 3510C	**Percent Solids:**	n/a
Project:	Carroll Gardens, 363-365 Bond Street, Brooklyn, NY		

ABN TCL List (SOM0 2.0)

CAS No.	Surrogate Recoveries	Run# 1	Run# 2	Limits
4165-62-2	Phenol-d5	26%		10-110%
118-79-6	2,4,6-Tribromophenol	82%		29-139%
4165-60-0	Nitrobenzene-d5	66%		28-131%
321-60-8	2-Fluorobiphenyl	63%		30-121%
1718-51-0	Terphenyl-d14	78%		16-147%

ND = Not detected MDL = Method Detection Limit
RL = Reporting Limit
E = Indicates value exceeds calibration range

J = Indicates an estimated value
B = Indicates analyte found in associated method blank
N = Indicates presumptive evidence of a compound

Report of Analysis

Client Sample ID: 413-FB-19
Lab Sample ID: JB70128-14
Matrix: AQ - Field Blank Soil
Project: Carroll Gardens, 363-365 Bond Street, Brooklyn, NY

Date Sampled: 06/24/14
Date Received: 06/24/14
Percent Solids: n/a

Total Metals Analysis

Analyte	Result	RL	MDL	Units	DF	Prep	Analyzed	By	Method	Prep Method
Aluminum	11 U	200	11	ug/l	1	06/26/14	06/27/14	RR	SW846 6010C [1]	SW846 3010A [3]
Antimony	2.6 U	6.0	2.6	ug/l	1	06/26/14	06/27/14	RR	SW846 6010C [1]	SW846 3010A [3]
Arsenic	2.6 U	3.0	2.6	ug/l	1	06/26/14	06/27/14	RR	SW846 6010C [1]	SW846 3010A [3]
Barium	1.0 U	200	1.0	ug/l	1	06/26/14	06/27/14	RR	SW846 6010C [1]	SW846 3010A [3]
Beryllium	0.40 U	1.0	0.40	ug/l	1	06/26/14	06/27/14	RR	SW846 6010C [1]	SW846 3010A [3]
Cadmium	0.70 U	3.0	0.70	ug/l	1	06/26/14	06/27/14	RR	SW846 6010C [1]	SW846 3010A [3]
Calcium	76.9 B	5000	19	ug/l	1	06/26/14	06/27/14	RR	SW846 6010C [1]	SW846 3010A [3]
Chromium	0.89 U	10	0.89	ug/l	1	06/26/14	06/27/14	RR	SW846 6010C [1]	SW846 3010A [3]
Cobalt	0.83 U	50	0.83	ug/l	1	06/26/14	06/27/14	RR	SW846 6010C [1]	SW846 3010A [3]
Copper	1.2 U	10	1.2	ug/l	1	06/26/14	06/27/14	RR	SW846 6010C [1]	SW846 3010A [3]
Iron	12 U	100	12	ug/l	1	06/26/14	06/27/14	RR	SW846 6010C [1]	SW846 3010A [3]
Lead	1.3 U	3.0	1.3	ug/l	1	06/26/14	06/27/14	RR	SW846 6010C [1]	SW846 3010A [3]
Magnesium	41 U	5000	41	ug/l	1	06/26/14	06/27/14	RR	SW846 6010C [1]	SW846 3010A [3]
Manganese	0.48 U	15	0.48	ug/l	1	06/26/14	06/27/14	RR	SW846 6010C [1]	SW846 3010A [3]
Mercury	0.064 U	0.20	0.064	ug/l	1	06/30/14	06/30/14	JW	SW846 7470A [2]	SW846 7470A [4]
Nickel	0.75 U	10	0.75	ug/l	1	06/26/14	06/27/14	RR	SW846 6010C [1]	SW846 3010A [3]
Potassium	50 U	10000	50	ug/l	1	06/26/14	06/27/14	RR	SW846 6010C [1]	SW846 3010A [3]
Selenium	3.6 U	10	3.6	ug/l	1	06/26/14	06/27/14	RR	SW846 6010C [1]	SW846 3010A [3]
Silver	1.2 U	10	1.2	ug/l	1	06/26/14	06/27/14	RR	SW846 6010C [1]	SW846 3010A [3]
Sodium	301 B	10000	19	ug/l	1	06/26/14	06/27/14	RR	SW846 6010C [1]	SW846 3010A [3]
Thallium	1.8 U	2.0	1.8	ug/l	1	06/26/14	06/27/14	RR	SW846 6010C [1]	SW846 3010A [3]
Vanadium	0.87 U	50	0.87	ug/l	1	06/26/14	06/27/14	RR	SW846 6010C [1]	SW846 3010A [3]
Zinc	7.6 U	20	7.6	ug/l	1	06/26/14	06/27/14	RR	SW846 6010C [1]	SW846 3010A [3]

(1) Instrument QC Batch: MA34331
(2) Instrument QC Batch: MA34353
(3) Prep QC Batch: MP80306
(4) Prep QC Batch: MP80397

RL = Reporting Limit
MDL = Method Detection Limit

U = Indicates a result < MDL
B = Indicates a result > = MDL but < RL

New Jersey ACCUTEST LABORATORIES

Misc. Forms

Custody Documents and Other Forms

Includes the following where applicable:

- Chain of Custody
- Sample Tracking Chronicle
- Internal Chain of Custody

SLL
FB
STB

CHAIN OF CUSTODY

PAGE 1 OF 2

ACCUTEST LABORATORIES
2235 Route 130, Dayton, NJ 08810
TEL: 732-329-0200 FAX: 732-329-3499/3480
www.accutest.com

FED-EX Tracking #:
Bottle Order Control #:
Accutest Quote #:
Accutest Job #: JB70128

Client / Reporting Information

Company Name: Langan
Street Address: 619 River Drive
City: Emwood Park State: NJ Zip: 07407
Project Contact: McMahon, Deckard E-mail:
Phone #: 201-794-6900 Fax #:
Sampler(s) Name(s): Christine B Maben Phone #:

Project Information

Project Name: Bond Street Redevelopment
Street: 365 Bond St
City: Brooklyn State: NY
Project #: 100287501
Client Purchase Order #:
Project Manager: McCloskey

Billing Information (if different from Report to)

Company Name:
Street Address:
City: State: Zip:
Attention:

Requested Analysis (see TEST CODE sheet)

Matrix Codes: DW - Drinking Water; GW - Ground Water; WW - Water; SW - Surface Water; SO - Soil; SL- Sludge; SED-Sediment; OI - Oil; LIQ - Other Liquid; AIR - Air; SOL - Other Solid; WP - Wipe; FB-Field Blank; EB-Equipment Blank; RB- Rinse Blank; TB-Trip Blank

Accutest Sample #	Field ID / Point of Collection	MEOH/DI Vial #	Collection Date	Collection Time	Sampled by	Matrix	# of bottles	Preserved: HCl	NaOH	HNO3	H2SO4	NONE	DI Water	MEOH	ENCORE	VOCs	SVOCs	TAL Metals	LAB USE ONLY
1	400-PE-15	—	6/23/14	1045	CBM	S	4					1	2	1		X	X	X	DS1
2	401-PE-14	—	6/23/14	1320	CBM	S	4					1	2	1		X	X	X	14R6
3	402-PE-32	—	6/23/14	1330	CBM	S	4					1	2	1		X	X	X	4972
4	403-DUP-7	—	6/23/14	1340	CBM	S	4					1	2	1		X	X	X	
5	404-PE-33	—	6/23/14	1345	CBM	S	4					1	2	1		X	X	X	E18
6	405-PE-35	—	6/23/14	1345	CBM	S	4					1	2	1		X	X	X	A35
7	406-PE-34	—	6/23/14	1350	CBM	S	4					1	2	1		X	X	X	L896
8	407-FB-18	—	6/23/14	1355	CBM	FB	5	2	1			2				X	X	X	
9	408-TB-17	—	6/23/14	—	CBM	TB	2	2								X			
10	409-PE-31	—	6/23/14	1510	CBM	S	4					1	2	1		X	X	X	
11	410-PE-36	—	6/23/14	1515	CBM	S	4					1	2	1		X	X	X	
12	411-PE-19	—	6/23/14	1615	CBM	S	4					1	2	1		X	X	X	

D.I. slurry voc vials frozen storage
Date: 6/24 Time: [illegible] Initials: [illegible]

Turnaround Time (Business days)

- [X] Std. 10 Business Days
- [ ] 5 Day RUSH
- [ ] 3 Day EMERGENCY
- [ ] 2 Day EMERGENCY
- [ ] 1 Day EMERGENCY
- [ ] other

Emergency & Rush T/A data available VIA Lablink

Approved By (Accutest PM): / Date:

Data Deliverable Information

- [ ] Commercial "A" (Level 1)
- [ ] Commercial "B" (Level 2)
- [ ] FULLT1 (Level 3+4)
- [ ] NJ Reduced
- [ ] Commercial "C"
- [ ] NYASP Category A
- [X] NYASP Category B
- [ ] State Forms
- [X] EDD Format EQUIS
- [ ] Other BROWNFIELDS

Commercial "A" = Results Only
Commercial "B" = Results + QC Summary
NJ Reduced = Results + QC Summary + Partial Raw data

Comments / Special Instructions

electronic copies only
report in ug/kg to MDL
*extra volume for MS/MSD

Sample Custody must be documented below each time samples change possession, including courier delivery.

Relinquished by Sampler:	Date Time:	Received By:	Relinquished By:	Date Time:	Received By:
1	6/24/14 12:45	1	2	6/24/14 1650	2
3		3	4		4
5		5			

Custody Seal #: [ ] Intact [ ] Not intact
Preserved where applicable: [X]
On Ice: [X]
Cooler Temp: 5.0°C

IC

ACCUTEST LABORATORIES

CHAIN OF CUSTODY

2235 Route 130, Dayton, NJ 08810
TEL. 732-329-0200 FAX: 732-329-3499/3480
www.accutest.com

FED-EX Tracking #: | Bottle Order Control #:
Accutest Quote #: | Accutest Job #: JB70128

Client / Reporting Information

Company Name: Langan
Street Address: 619 River Drive
City: Elmwood Park State: NJ Zip:
Project Contact: McMahon, Deckard E-mail:
Phone #: 201-794-6900 Fax #:
Sampler(s) Name(s): Christine B Madsen Phone #:

Project Information

Project Name: Bond Street Redevelopment
Street: 365 Bond St
City: Brooklyn State: NY
Project #: 100287501
Client Purchase Order #:
Project Manager: McCloskey

Billing Information (if different from Report to)

Company Name:
Street Address:
City State Zip:
Attention:

Requested Analysis (see TEST CODE sheet)

VOCs
SVOCs
TAL Metals

Matrix Codes

DW - Drinking Water
GW - Ground Water
WW - Water
SW - Surface Water
SO - Soil
SL- Sludge
SED-Sediment
OI - Oil
LIQ - Other Liquid
AIR - Air
SOL - Other Solid
WP - Wipe
FB-Field Blank
EB-Equipment Blank
RB- Rinse Blank
TB-Trip Blank

Accutest Sample #	Field ID / Point of Collection	MEOH/DI Vial #	Collection Date	Collection Time	Sampled by	Matrix	# of bottles	Number of preserved Bottles: HCl	NaOH	HNO3	H2SO4	NONE	DI Water	MEOH	ENCORE	LAB USE ONLY
13	412-PE-107*	–	6/23/14	1620	CBM	S	4					1	2	1		
14	413-FB-19	–	6/24/14	0815	CBM	FB	6	2		1		2	2			

Turnaround Time (Business days)

- [X] Std. 10 Business Days
- [ ] 5 Day RUSH
- [ ] 3 Day EMERGENCY
- [ ] 2 Day EMERGENCY
- [ ] 1 Day EMERGENCY
- [ ] other

Emergency & Rush T/A data available VIA Lablink

Approved By (Accutest PM): / Date:

Data Deliverable Information

- [ ] Commercial "A" (Level 1)
- [ ] Commercial "B" (Level 2)
- [ ] FULLT1 (Level 3+4)
- [ ] NJ Reduced
- [ ] Commercial "C"
- [ ] NYASP Category A
- [X] NYASP Category B
- [ ] State Forms
- [X] EDD Format EQUIS - BROWNFIELD
- [ ] Other

Commercial "A" = Results Only
Commercial "B" = Results + QC Summary
NJ Reduced = Results + QC Summary + Partial Raw data

Comments / Special Instructions

electronic copies only
report in ug/kg to MDL
* extra volume for MB/MSD

Sample Custody must be documented below each time samples change possession, including courier delivery.

Relinquished by Sampler:	Date Time: 6/24/14 12:45	Received By: 1 Chris Laul	Relinquished By: 2 Chris Laul	Date Time: 6/24/14 1650	Received By: 2		
Relinquished by Sampler: 3	Date Time:	Received By: 3	Relinquished By: 4	Date Time:	Received By: 4		
Relinquished by: 5	Date Time:	Received By: 5	Custody Seal #	[ ] Intact [ ] Not intact	Preserved where applicable [ ]	On Ice [X]	Cooler Temp: 5.0°C IG

JB70128

SAMPLE #	MEOH VIAL	D.I. VIAL	D.I. VIAL
1	2836	2791	2792
2	2847	2814	2813
3	2825	2770	2769
4	2821	2820	2768
5	2833	2786	2785
6	2822	2764	2763
7	2834	2787	2788
8			
9			
10	2846	2811	2812
11	2826	2779	2780
12	2835	2789	2790
13	2850	2761	2819
14	2838	2795	2796
15			
16			
17			
18			
19			
20			
21			
22			
23			
24			
25			
26			
27			
28			
29			
30			
31			
32			
33			
34			
35			
36			
37			
38			
39			
40			
41			
42			
43			
44			
45			
46			
47			
48			
49			
50			

JB70128: Chain of Custody
Page 3 of 4

Accutest Laboratories Sample Receipt Summary

Accutest Job Number: JB70128 **Client:** **Project:**

Date / Time Received: 6/24/2014 **Delivery Method:** **Airbill #'s:**

Cooler Temps (Initial/Adjusted): #1: (5/4.7); 0

Cooler Security	Y	or	N		Y	or	N
1. Custody Seals Present:	☑		☐	3. COC Present:	☑		☐
2. Custody Seals Intact:	☑		☐	4. Smpl Dates/Time OK	☑		☐

Cooler Temperature	Y	or	N
1. Temp criteria achieved:	☑		☐
2. Cooler temp verification:	IR Gun		
3. Cooler media:	Ice (Bag)		
4. No. Coolers:	1		

Quality Control Preservatio	Y	or	N	N/A
1. Trip Blank present / cooler:	☑		☐	☐
2. Trip Blank listed on COC:	☑		☐	☐
3. Samples preserved properly:	☑		☐	
4. VOCs headspace free:	☑		☐	☐

Sample Integrity - Documentation	Y	or	N
1. Sample labels present on bottles:	☑		☐
2. Container labeling complete:	☑		☐
3. Sample container label / COC agree:	☑		☐

Sample Integrity - Condition	Y	or	N
1. Sample recvd within HT:	☑		☐
2. All containers accounted for:	☑		☐
3. Condition of sample:	Intact		

Sample Integrity - Instructions	Y	or	N	N/A
1. Analysis requested is clear:	☑		☐	
2. Bottles received for unspecified tests	☐		☑	
3. Sufficient volume recvd for analysis:	☑		☐	
4. Compositing instructions clear:	☐		☐	☑
5. Filtering instructions clear:	☐		☐	☑

Comments

Accutest Laboratories
V:732.329.0200
2235 US Highway 130
F: 732.329.3499
Dayton, New Jersey
www/accutest.com

JB70128: Chain of Custody
Page 4 of 4

Internal Sample Tracking Chronicle

Langan Engineering & Environmental

Job No: JB70128

Carroll Gardens, 363-365 Bond Street, Brooklyn, NY
Project No: 100287501 365 Bond Street

Sample Number	Method	Analyzed	By	Prepped	By	Test Codes
JB70128-1 400-PE-15	Collected: 23-JUN-14 10:15 By: CBM		Received: 24-JUN-14 By: AS			
JB70128-1	SM2540 G-97	25-JUN-14 15:30	NR			%SOL
JB70128-1	SW846 6010C	26-JUN-14 23:49	ND	26-JUN-14	GM	AG,AL,AS,BA,BE,CA,CD,CO,CR,CU,FE,K,MG,MN,NA,NI,PB,SB,SE,TL,V,ZN
JB70128-1	SW846 8260C	27-JUN-14 18:31	PS			VC8260TCL20
JB70128-1	SW846 7471B	01-JUL-14 15:10	DP	01-JUL-14	DP	HG
JB70128-1	SW846 8270D	07-JUL-14 16:16	SP	26-JUN-14	AQ	AB8270TCL20
JB70128-2 401-PE-14	Collected: 23-JUN-14 10:20 By: CBM		Received: 24-JUN-14 By: AS			
JB70128-2	SM2540 G-97	25-JUN-14 15:30	NR			%SOL
JB70128-2	SW846 6010C	26-JUN-14 23:56	ND	26-JUN-14	GM	AL,AS,BA,BE,CA,CD,CO,CR,CU,FE,K,MG,MN,NA,NI,PB,SB,SE,TL,V,ZN
JB70128-2	SW846 6010C	27-JUN-14 11:25	KK	26-JUN-14	GM	AG
JB70128-2	SW846 8260C	27-JUN-14 23:08	PS			VC8260TCL20
JB70128-2	SW846 7471B	01-JUL-14 15:11	DP	01-JUL-14	DP	HG
JB70128-2	SW846 8270D	07-JUL-14 16:46	SP	26-JUN-14	AQ	AB8270TCL20
JB70128-3 402-PE-12	Collected: 23-JUN-14 13:30 By: CBM		Received: 24-JUN-14 By: AS			
JB70128-3	SM2540 G-97	25-JUN-14 15:30	NR			%SOL
JB70128-3	SW846 6010C	27-JUN-14 00:02	ND	26-JUN-14	GM	AG,AL,AS,BA,BE,CA,CD,CO,CR,CU,FE,K,MG,MN,NA,NI,PB,SB,SE,TL,V,ZN
JB70128-3	SW846 8260C	27-JUN-14 23:35	PS			VC8260TCL20
JB70128-3	SW846 7471B	01-JUL-14 15:12	DP	01-JUL-14	DP	HG
JB70128-3	SW846 8270D	07-JUL-14 17:15	SP	26-JUN-14	AQ	AB8270TCL20
JB70128-4 403-DUP-7	Collected: 23-JUN-14 00:00 By: CBM		Received: 24-JUN-14 By: AS			
JB70128-4	SM2540 G-97	25-JUN-14 15:30	NR			%SOL

Internal Sample Tracking Chronicle

Langan Engineering & Environmental

Job No: JB70128

Carroll Gardens, 363-365 Bond Street, Brooklyn, NY
Project No: 100287501 365 Bond Street

Sample Number	Method	Analyzed	By	Prepped	By	Test Codes
JB70128-4	SW846 6010C	27-JUN-14 00:20	ND	26-JUN-14	GM	AG,AL,AS,BA,BE,CA,CD,CO,CR, CU,FE,K,MG,MN,NA,NI,PB,SB, SE,TL,V,ZN
JB70128-4	SW846 8260C	28-JUN-14 00:03	PS			VC8260TCL20
JB70128-4	SW846 7471B	01-JUL-14 15:14	DP	01-JUL-14	DP	HG
JB70128-4	SW846 8270D	07-JUL-14 17:45	SP	26-JUN-14	AQ	AB8270TCL20
JB70128-5 404-PE-33	Collected: 23-JUN-14 13:40 By: CBM		Received: 24-JUN-14 By: AS			
JB70128-5	SM2540 G-97	25-JUN-14 15:30	NR			%SOL
JB70128-5	SW846 6010C	27-JUN-14 00:27	ND	26-JUN-14	GM	AG,AL,AS,BA,BE,CA,CD,CO,CR, CU,FE,K,MG,MN,NA,NI,PB,SB, SE,TL,V,ZN
JB70128-5	SW846 8260C	28-JUN-14 00:31	PS			VC8260TCL20
JB70128-5	SW846 7471B	01-JUL-14 15:15	DP	01-JUL-14	DP	HG
JB70128-5	SW846 8270D	07-JUL-14 18:14	SP	26-JUN-14	AQ	AB8270TCL20
JB70128-6 405-PE-35	Collected: 23-JUN-14 13:45 By: CBM		Received: 24-JUN-14 By: AS			
JB70128-6	SM2540 G-97	25-JUN-14 15:30	NR			%SOL
JB70128-6	SW846 6010C	27-JUN-14 00:33	ND	26-JUN-14	GM	AL,AS,BA,BE,CA,CD,CO,CR,CU, FE,K,MG,MN,NA,NI,PB,SB,SE, V,ZN
JB70128-6	SW846 6010C	27-JUN-14 11:28	KK	26-JUN-14	GM	AG,TL
JB70128-6	SW846 8260C	28-JUN-14 00:59	PS			VC8260TCL20
JB70128-6	SW846 7471B	01-JUL-14 15:16	DP	01-JUL-14	DP	HG
JB70128-6	SW846 8270D	07-JUL-14 18:43	SP	26-JUN-14	AQ	AB8270TCL20
JB70128-7 406-PE-34	Collected: 23-JUN-14 13:50 By: CBM		Received: 24-JUN-14 By: AS			
JB70128-7	SM2540 G-97	25-JUN-14 15:30	NR			%SOL
JB70128-7	SW846 6010C	27-JUN-14 00:39	ND	26-JUN-14	GM	AG,AL,AS,BA,BE,CA,CD,CO,CR, CU,FE,K,MG,MN,NA,NI,PB,SB, SE,V,ZN
JB70128-7	SW846 6010C	27-JUN-14 11:32	KK	26-JUN-14	GM	TL
JB70128-7	SW846 8260C	28-JUN-14 01:26	PS			VC8260TCL20
JB70128-7	SW846 7471B	01-JUL-14 15:18	DP	01-JUL-14	DP	HG

Internal Sample Tracking Chronicle

Langan Engineering & Environmental

Job No: JB70128

Carroll Gardens, 363-365 Bond Street, Brooklyn, NY
Project No: 100287501 365 Bond Street

Sample Number	Method	Analyzed	By	Prepped	By	Test Codes
JB70128-7	SW846 8270D	07-JUL-14 19:12	SP	26-JUN-14	AQ	AB8270TCL20
JB70128-8 407-FB-18	Collected: 23-JUN-14 13:55 By: CBM		Received: 24-JUN-14 By: AS			
JB70128-8	SW846 6010C	27-JUN-14 00:19	RR	26-JUN-14	AH	AG,AL,AS,BA,BE,CA,CD,CO,CR, CU,FE,K,MG,MN,NA,NI,PB,SB, SE,TL,V,ZN
JB70128-8	SW846 7470A	30-JUN-14 15:36	JW	30-JUN-14	JW	HG
JB70128-8	SW846 8260C	02-JUL-14 15:13	TP			VC8260TCL20
JB70128-8	SW846 8270D	04-JUL-14 05:03	AD	27-JUN-14	RM	AB8270TCL20
JB70128-9 408-TB-17	Collected: 23-JUN-14 16:20 By: CBM		Received: 24-JUN-14 By: AS			
JB70128-9	SW846 8260C	02-JUL-14 17:17	TP			VC8260TCL20
JB70128-10 409-PE-31	Collected: 23-JUN-14 15:10 By: CBM		Received: 24-JUN-14 By: AS			
JB70128-10	SM2540 G-97	25-JUN-14 15:30	NR			%SOL
JB70128-10	SW846 6010C	27-JUN-14 00:45	ND	26-JUN-14	GM	AG,AL,AS,BA,BE,CA,CD,CO,CR, CU,FE,K,MG,MN,NA,NI,PB,SB, SE,TL,V,ZN
JB70128-10	SW846 8260C	28-JUN-14 01:54	PS			VC8260TCL20
JB70128-10	SW846 7471B	01-JUL-14 15:22	DP	01-JUL-14	DP	HG
JB70128-10	SW846 8270D	07-JUL-14 19:42	SP	26-JUN-14	AQ	AB8270TCL20
JB70128-11 410-PE-36	Collected: 23-JUN-14 15:15 By: CBM		Received: 24-JUN-14 By: AS			
JB70128-11	SM2540 G-97	25-JUN-14 15:30	NR			%SOL
JB70128-11	SW846 6010C	27-JUN-14 00:51	ND	26-JUN-14	GM	AL,AS,BA,BE,CA,CD,CO,CR,CU, FE,K,MG,MN,NA,NI,PB,SB,SE, TL,V,ZN
JB70128-11	SW846 6010C	27-JUN-14 11:35	KK	26-JUN-14	GM	AG
JB70128-11	SW846 8260C	28-JUN-14 02:22	PS			VC8260TCL20
JB70128-11	SW846 7471B	01-JUL-14 15:23	DP	01-JUL-14	DP	HG
JB70128-11	SW846 8270D	07-JUL-14 20:11	SP	26-JUN-14	AQ	AB8270TCL20

Internal Sample Tracking Chronicle

Langan Engineering & Environmental

Job No: JB70128

Carroll Gardens, 363-365 Bond Street, Brooklyn, NY
Project No: 100287501 365 Bond Street

Sample Number	Method	Analyzed	By	Prepped	By	Test Codes
JB70128-12 Collected: 23-JUN-14 16:15 By: CBM Received: 24-JUN-14 By: AS						
411-PE-19						
JB70128-12	SM2540 G-97	25-JUN-14 15:30	NR			%SOL
JB70128-12	SW846 6010C	27-JUN-14 00:58	ND	26-JUN-14	GM	AG,AL,AS,BA,BE,CA,CD,CO,CR, CU,FE,K,MG,MN,NA,NI,PB,SB, SE,TL,V,ZN
JB70128-12	SW846 7471B	01-JUL-14 15:25	DP	01-JUL-14	DP	HG
JB70128-12	SW846 8260C	02-JUL-14 00:59	PS			VC8260TCL20
JB70128-12	SW846 8270D	08-JUL-14 09:12	AD	26-JUN-14	AQ	AB8270TCL20
JB70128-13 Collected: 23-JUN-14 16:20 By: CBM Received: 24-JUN-14 By: AS						
412-PE-107						
JB70128-13	SM2540 G-97	25-JUN-14 15:30	NR			%SOL
JB70128-13	SW846 6010C	26-JUN-14 23:37	ND	26-JUN-14	GM	AG,AL,AS,BA,BE,CA,CD,CO,CR, CU,FE,K,MG,MN,NA,NI,PB,SB, SE,TL,V,ZN
JB70128-13	SW846 8260C	27-JUN-14 18:03	PS			VC8260TCL20
JB70128-13	SW846 7471B	01-JUL-14 15:08	DP	01-JUL-14	DP	HG
JB70128-13	SW846 8270D	07-JUL-14 13:22	SP	26-JUN-14	AQ	AB8270TCL20
JB70128-14 Collected: 24-JUN-14 08:15 By: CBM Received: 24-JUN-14 By: AS						
413-FB-19						
JB70128-14	SW846 6010C	27-JUN-14 00:25	RR	26-JUN-14	AH	AG,AL,AS,BA,BE,CA,CD,CO,CR, CU,FE,K,MG,MN,NA,NI,PB,SB, SE,TL,V,ZN
JB70128-14	SW846 7470A	30-JUN-14 15:37	JW	30-JUN-14	JW	HG
JB70128-14	SW846 8260C	02-JUL-14 17:49	TP			VC8260TCL20
JB70128-14	SW846 8270D	04-JUL-14 05:30	AD	27-JUN-14	RM	AB8270TCL20

Accutest Internal Chain of Custody

Job Number: JB70128
Account: LANGAN Langan Engineering & Environmental
Project: Carroll Gardens, 363-365 Bond Street, Brooklyn, NY
Received: 06/24/14

Sample.Bottle Number	Transfer FROM	Transfer TO	Date/Time	Reason
JB70128-1.1	Secured Storage	Gage Donahue	06/25/14 14:34	Retrieve from Storage
JB70128-1.1	Gage Donahue	Secured Staging Area	06/25/14 14:34	Return to Storage
JB70128-1.1	Secured Staging Area	Nicole Reiff	06/25/14 14:36	Retrieve from Storage
JB70128-1.1	Nicole Reiff	Secured Storage	06/25/14 15:20	Return to Storage
JB70128-1.1	Secured Storage	Mike Sikorsky	06/26/14 06:25	Retrieve from Storage
JB70128-1.1	Mike Sikorsky	Secured Storage	06/26/14 09:02	Return to Storage
JB70128-1.1	Secured Storage	Gina Montenegro	06/26/14 13:05	Retrieve from Storage
JB70128-1.1	Gina Montenegro	Secured Storage	06/26/14 15:03	Return to Storage
JB70128-1.1	Secured Storage	Alfredo Crespo	07/01/14 07:42	Retrieve from Storage
JB70128-1.1	Alfredo Crespo	Secured Staging Area	07/01/14 07:43	Return to Storage
JB70128-1.1	Secured Staging Area	Darshananben Patel	07/01/14 12:24	Retrieve from Storage
JB70128-1.1	Darshananben Patel	Secured Storage	07/01/14 12:24	Return to Storage
JB70128-1.1.1	Mike Sikorsky	Organics Prep	06/26/14 06:25	Extract from JB70128-1.1
JB70128-1.1.2	Gina Montenegro	Metals Digestion	06/26/14 15:00	Digestate from JB70128-1.1
JB70128-1.1.2	Metals Digestion	Gina Montenegro	06/26/14 15:02	Digestate from JB70128-1.1
JB70128-1.1.2	Gina Montenegro	Metals Digestate Storage	06/26/14 15:02	Return to Storage
JB70128-1.1.2	Metals Digestate Storage	Piyush Patel	06/26/14 22:58	Retrieve from Storage
JB70128-1.1.2	Wei Zhou	Metals Digestate Storage	06/30/14 08:20	Return to Storage
Bottle was returned to secure storage, but inadvertently not scanned.				
JB70128-1.4	Secured Storage	Prashant Shukla	06/27/14 17:05	Retrieve from Storage
JB70128-1.4	Prashant Shukla	GCMSY	06/27/14 17:05	Load on Instrument
JB70128-1.4	GCMSY	Prashant Shukla	06/29/14 09:57	Unload from Instrument
JB70128-1.4	Prashant Shukla		06/29/14 09:58	Depleted
JB70128-2.1	Secured Storage	Gage Donahue	06/25/14 14:34	Retrieve from Storage
JB70128-2.1	Gage Donahue	Secured Staging Area	06/25/14 14:34	Return to Storage
JB70128-2.1	Secured Staging Area	Nicole Reiff	06/25/14 14:36	Retrieve from Storage
JB70128-2.1	Nicole Reiff	Secured Storage	06/25/14 15:20	Return to Storage
JB70128-2.1	Secured Storage	Mike Sikorsky	06/26/14 06:25	Retrieve from Storage
JB70128-2.1	Mike Sikorsky	Secured Storage	06/26/14 09:02	Return to Storage
JB70128-2.1	Secured Storage	Gina Montenegro	06/26/14 13:05	Retrieve from Storage
JB70128-2.1	Gina Montenegro	Secured Storage	06/26/14 15:03	Return to Storage
JB70128-2.1	Secured Storage	Alfredo Crespo	07/01/14 07:42	Retrieve from Storage
JB70128-2.1	Alfredo Crespo	Secured Staging Area	07/01/14 07:43	Return to Storage
JB70128-2.1	Secured Staging Area	Darshananben Patel	07/01/14 12:24	Retrieve from Storage
JB70128-2.1	Darshananben Patel	Secured Storage	07/01/14 12:24	Return to Storage
JB70128-2.1.1	Mike Sikorsky	Organics Prep	06/26/14 06:25	Extract from JB70128-2.1
JB70128-2.1.2	Gina Montenegro	Metals Digestion	06/26/14 15:00	Digestate from JB70128-2.1
JB70128-2.1.2	Metals Digestion	Gina Montenegro	06/26/14 15:02	Digestate from JB70128-2.1

Accutest Internal Chain of Custody

Job Number: JB70128
Account: LANGAN Langan Engineering & Environmental
Project: Carroll Gardens, 363-365 Bond Street, Brooklyn, NY
Received: 06/24/14

Sample.Bottle Number	Transfer FROM	Transfer TO	Date/Time	Reason
JB70128-2.1.2	Gina Montenegro	Metals Digestate Storage	06/26/14 15:02	Return to Storage
JB70128-2.1.2	Metals Digestate Storage	Piyush Patel	06/26/14 22:58	Retrieve from Storage
JB70128-2.1.2	Wei Zhou	Metals Digestate Storage	06/30/14 08:20	Return to Storage
Bottle was returned to secure storage, but inadvertently not scanned.				
JB70128-2.4	Secured Storage	Prashant Shukla	06/27/14 18:16	Retrieve from Storage
JB70128-2.4	Prashant Shukla	GCMS3C	06/27/14 18:16	Load on Instrument
JB70128-2.4	GCMS3C	Prashant Shukla	06/29/14 10:30	Unload from Instrument
JB70128-2.4	Prashant Shukla		06/29/14 10:31	Depleted
JB70128-3.1	Secured Storage	Gage Donahue	06/25/14 14:34	Retrieve from Storage
JB70128-3.1	Gage Donahue	Secured Staging Area	06/25/14 14:34	Return to Storage
JB70128-3.1	Secured Staging Area	Nicole Reiff	06/25/14 14:36	Retrieve from Storage
JB70128-3.1	Nicole Reiff	Secured Storage	06/25/14 15:20	Return to Storage
JB70128-3.1	Secured Storage	Mike Sikorsky	06/26/14 06:25	Retrieve from Storage
JB70128-3.1	Mike Sikorsky	Secured Storage	06/26/14 09:02	Return to Storage
JB70128-3.1	Secured Storage	Gina Montenegro	06/26/14 13:05	Retrieve from Storage
JB70128-3.1	Gina Montenegro	Secured Storage	06/26/14 15:03	Return to Storage
JB70128-3.1	Secured Storage	Alfredo Crespo	07/01/14 07:42	Retrieve from Storage
JB70128-3.1	Alfredo Crespo	Secured Staging Area	07/01/14 07:43	Return to Storage
JB70128-3.1	Secured Staging Area	Darshananben Patel	07/01/14 12:24	Retrieve from Storage
JB70128-3.1	Darshananben Patel	Secured Storage	07/01/14 12:24	Return to Storage
JB70128-3.1.1	Mike Sikorsky	Organics Prep	06/26/14 06:25	Extract from JB70128-3.1
JB70128-3.1.2	Gina Montenegro	Metals Digestion	06/26/14 15:00	Digestate from JB70128-3.1
JB70128-3.1.2	Metals Digestion	Gina Montenegro	06/26/14 15:02	Digestate from JB70128-3.1
JB70128-3.1.2	Gina Montenegro	Metals Digestate Storage	06/26/14 15:02	Return to Storage
JB70128-3.1.2	Metals Digestate Storage	Piyush Patel	06/26/14 22:58	Retrieve from Storage
JB70128-3.1.2	Wei Zhou	Metals Digestate Storage	06/30/14 08:20	Return to Storage
Bottle was returned to secure storage, but inadvertently not scanned.				
JB70128-3.4	Secured Storage	Prashant Shukla	06/27/14 18:16	Retrieve from Storage
JB70128-3.4	Prashant Shukla	GCMS3C	06/27/14 18:16	Load on Instrument
JB70128-3.4	GCMS3C	Prashant Shukla	06/29/14 10:30	Unload from Instrument
JB70128-3.4	Prashant Shukla		06/29/14 10:31	Depleted
JB70128-4.1	Secured Storage	Gage Donahue	06/25/14 14:34	Retrieve from Storage
JB70128-4.1	Gage Donahue	Secured Staging Area	06/25/14 14:34	Return to Storage
JB70128-4.1	Secured Staging Area	Nicole Reiff	06/25/14 14:36	Retrieve from Storage
JB70128-4.1	Nicole Reiff	Secured Storage	06/25/14 15:20	Return to Storage
JB70128-4.1	Secured Storage	Mike Sikorsky	06/26/14 06:25	Retrieve from Storage
JB70128-4.1	Mike Sikorsky	Secured Storage	06/26/14 09:02	Return to Storage
JB70128-4.1	Secured Storage	Gina Montenegro	06/26/14 13:05	Retrieve from Storage

Accutest Internal Chain of Custody

Job Number: JB70128
Account: LANGAN Langan Engineering & Environmental
Project: Carroll Gardens, 363-365 Bond Street, Brooklyn, NY
Received: 06/24/14

Sample.Bottle Number	Transfer FROM	Transfer TO	Date/Time	Reason
JB70128-4.1	Gina Montenegro	Secured Storage	06/26/14 15:03	Return to Storage
JB70128-4.1	Secured Storage	Alfredo Crespo	07/01/14 07:42	Retrieve from Storage
JB70128-4.1	Alfredo Crespo	Secured Staging Area	07/01/14 07:43	Return to Storage
JB70128-4.1	Secured Staging Area	Darshananben Patel	07/01/14 12:24	Retrieve from Storage
JB70128-4.1	Darshananben Patel	Secured Storage	07/01/14 12:24	Return to Storage
JB70128-4.1.1	Mike Sikorsky	Organics Prep	06/26/14 06:25	Extract from JB70128-4.1
JB70128-4.1.2	Gina Montenegro	Metals Digestion	06/26/14 15:00	Digestate from JB70128-4.1
JB70128-4.1.2	Metals Digestion	Gina Montenegro	06/26/14 15:02	Digestate from JB70128-4.1
JB70128-4.1.2	Gina Montenegro	Metals Digestate Storage	06/26/14 15:02	Return to Storage
JB70128-4.1.2	Metals Digestate Storage	Piyush Patel	06/26/14 22:58	Retrieve from Storage
JB70128-4.1.2	Wei Zhou	Metals Digestate Storage	06/30/14 08:20	Return to Storage
Bottle was returned to secure storage, but inadvertently not scanned.				
JB70128-4.4	Secured Storage	Prashant Shukla	06/27/14 18:16	Retrieve from Storage
JB70128-4.4	Prashant Shukla	GCMS3C	06/27/14 18:16	Load on Instrument
JB70128-4.4	GCMS3C	Prashant Shukla	06/29/14 10:30	Unload from Instrument
JB70128-4.4	Prashant Shukla		06/29/14 10:31	Depleted
JB70128-5.1	Secured Storage	Gage Donahue	06/25/14 14:34	Retrieve from Storage
JB70128-5.1	Gage Donahue	Secured Staging Area	06/25/14 14:34	Return to Storage
JB70128-5.1	Secured Staging Area	Nicole Reiff	06/25/14 14:36	Retrieve from Storage
JB70128-5.1	Nicole Reiff	Secured Storage	06/25/14 15:20	Return to Storage
JB70128-5.1	Secured Storage	Mike Sikorsky	06/26/14 06:25	Retrieve from Storage
JB70128-5.1	Mike Sikorsky	Secured Storage	06/26/14 09:02	Return to Storage
JB70128-5.1	Secured Storage	Gina Montenegro	06/26/14 13:05	Retrieve from Storage
JB70128-5.1	Gina Montenegro	Secured Storage	06/26/14 15:03	Return to Storage
JB70128-5.1	Secured Storage	Alfredo Crespo	07/01/14 07:42	Retrieve from Storage
JB70128-5.1	Alfredo Crespo	Secured Staging Area	07/01/14 07:43	Return to Storage
JB70128-5.1	Secured Staging Area	Darshananben Patel	07/01/14 12:24	Retrieve from Storage
JB70128-5.1	Darshananben Patel	Secured Storage	07/01/14 12:24	Return to Storage
JB70128-5.1.1	Mike Sikorsky	Organics Prep	06/26/14 06:25	Extract from JB70128-5.1
JB70128-5.1.2	Gina Montenegro	Metals Digestion	06/26/14 15:00	Digestate from JB70128-5.1
JB70128-5.1.2	Metals Digestion	Gina Montenegro	06/26/14 15:02	Digestate from JB70128-5.1
JB70128-5.1.2	Gina Montenegro	Metals Digestate Storage	06/26/14 15:02	Return to Storage
JB70128-5.1.2	Metals Digestate Storage	Piyush Patel	06/26/14 22:58	Retrieve from Storage
JB70128-5.1.2	Wei Zhou	Metals Digestate Storage	06/30/14 08:20	Return to Storage
Bottle was returned to secure storage, but inadvertently not scanned.				
JB70128-5.4	Secured Storage	Prashant Shukla	06/27/14 18:16	Retrieve from Storage
JB70128-5.4	Prashant Shukla	GCMS3C	06/27/14 18:16	Load on Instrument

Accutest Internal Chain of Custody

Job Number: JB70128
Account: LANGAN Langan Engineering & Environmental
Project: Carroll Gardens, 363-365 Bond Street, Brooklyn, NY
Received: 06/24/14

Sample.Bottle Number	Transfer FROM	Transfer TO	Date/Time	Reason
JB70128-5.4	GCMS3C	Prashant Shukla	06/29/14 10:30	Unload from Instrument
JB70128-5.4	Prashant Shukla		06/29/14 10:31	Depleted
JB70128-6.1	Secured Storage	Gage Donahue	06/25/14 14:34	Retrieve from Storage
JB70128-6.1	Gage Donahue	Secured Staging Area	06/25/14 14:34	Return to Storage
JB70128-6.1	Secured Staging Area	Nicole Reiff	06/25/14 14:36	Retrieve from Storage
JB70128-6.1	Nicole Reiff	Secured Storage	06/25/14 15:20	Return to Storage
JB70128-6.1	Secured Storage	Mike Sikorsky	06/26/14 06:25	Retrieve from Storage
JB70128-6.1	Mike Sikorsky	Secured Storage	06/26/14 09:02	Return to Storage
JB70128-6.1	Secured Storage	Gina Montenegro	06/26/14 13:05	Retrieve from Storage
JB70128-6.1	Gina Montenegro	Secured Storage	06/26/14 15:03	Return to Storage
JB70128-6.1	Secured Storage	Alfredo Crespo	07/01/14 07:42	Retrieve from Storage
JB70128-6.1	Alfredo Crespo	Secured Staging Area	07/01/14 07:43	Return to Storage
JB70128-6.1	Secured Staging Area	Darshananben Patel	07/01/14 12:24	Retrieve from Storage
JB70128-6.1	Darshananben Patel	Secured Storage	07/01/14 12:24	Return to Storage
JB70128-6.1.1	Mike Sikorsky	Organics Prep	06/26/14 06:25	Extract from JB70128-6.1
JB70128-6.1.2	Gina Montenegro	Metals Digestion	06/26/14 15:00	Digestate from JB70128-6.1
JB70128-6.1.2	Metals Digestion	Gina Montenegro	06/26/14 15:02	Digestate from JB70128-6.1
JB70128-6.1.2	Gina Montenegro	Metals Digestate Storage	06/26/14 15:02	Return to Storage
JB70128-6.1.2	Metals Digestate Storage	Piyush Patel	06/26/14 22:58	Retrieve from Storage
JB70128-6.1.2	Wei Zhou	Metals Digestate Storage	06/30/14 08:20	Return to Storage
Bottle was returned to secure storage, but inadvertently not scanned.				
JB70128-6.4	Secured Storage	Prashant Shukla	06/27/14 18:16	Retrieve from Storage
JB70128-6.4	Prashant Shukla	GCMS3C	06/27/14 18:16	Load on Instrument
JB70128-6.4	GCMS3C	Prashant Shukla	06/29/14 10:30	Unload from Instrument
JB70128-6.4	Prashant Shukla		06/29/14 10:31	Depleted
JB70128-7.1	Secured Storage	Gage Donahue	06/25/14 14:34	Retrieve from Storage
JB70128-7.1	Gage Donahue	Secured Staging Area	06/25/14 14:34	Return to Storage
JB70128-7.1	Secured Staging Area	Nicole Reiff	06/25/14 14:36	Retrieve from Storage
JB70128-7.1	Nicole Reiff	Secured Storage	06/25/14 15:20	Return to Storage
JB70128-7.1	Secured Storage	Mike Sikorsky	06/26/14 06:25	Retrieve from Storage
JB70128-7.1	Mike Sikorsky	Secured Storage	06/26/14 09:02	Return to Storage
JB70128-7.1	Secured Storage	Gina Montenegro	06/26/14 13:05	Retrieve from Storage
JB70128-7.1	Gina Montenegro	Secured Storage	06/26/14 15:03	Return to Storage
JB70128-7.1	Secured Storage	Alfredo Crespo	07/01/14 07:42	Retrieve from Storage
JB70128-7.1	Alfredo Crespo	Secured Staging Area	07/01/14 07:43	Return to Storage
JB70128-7.1	Secured Staging Area	Darshananben Patel	07/01/14 12:24	Retrieve from Storage
JB70128-7.1	Darshananben Patel	Secured Storage	07/01/14 12:24	Return to Storage
JB70128-7.1.1	Mike Sikorsky	Organics Prep	06/26/14 06:25	Extract from JB70128-7.1

Accutest Internal Chain of Custody

Job Number: JB70128
Account: LANGAN Langan Engineering & Environmental
Project: Carroll Gardens, 363-365 Bond Street, Brooklyn, NY
Received: 06/24/14

Sample.Bottle Number	Transfer FROM	Transfer TO	Date/Time	Reason
JB70128-7.1.2	Gina Montenegro	Metals Digestion	06/26/14 15:00	Digestate from JB70128-7.1
JB70128-7.1.2	Metals Digestion	Gina Montenegro	06/26/14 15:02	Digestate from JB70128-7.1
JB70128-7.1.2	Gina Montenegro	Metals Digestate Storage	06/26/14 15:02	Return to Storage
JB70128-7.1.2	Metals Digestate Storage	Piyush Patel	06/26/14 22:58	Retrieve from Storage
JB70128-7.1.2	Wei Zhou	Metals Digestate Storage	06/30/14 08:20	Return to Storage
Bottle was returned to secure storage, but inadvertently not scanned.				
JB70128-7.4	Secured Storage	Prashant Shukla	06/27/14 18:16	Retrieve from Storage
JB70128-7.4	Prashant Shukla	GCMS3C	06/27/14 18:16	Load on Instrument
JB70128-7.4	GCMS3C	Prashant Shukla	06/29/14 10:30	Unload from Instrument
JB70128-7.4	Prashant Shukla		06/29/14 10:31	Depleted
JB70128-8.1	Secured Storage	Shanice Grant	06/27/14 05:22	Retrieve from Storage
JB70128-8.1	Shanice Grant		06/27/14 12:54	Depleted
JB70128-8.1.1	Shanice Grant	Organics Prep	06/27/14 05:25	Extract from JB70128-8.1
JB70128-8.1.1	Organics Prep	Raghava Marthi	06/27/14 17:34	Extract from JB70128-8.1
JB70128-8.1.1	Raghava Marthi	Extract Storage	06/27/14 17:34	Return to Storage
JB70128-8.1.1	Extract Storage	Ashley Dye	07/03/14 23:57	Retrieve from Storage
JB70128-8.1.1	Ashley Dye	GCMS3E	07/03/14 23:57	Load on Instrument
JB70128-8.1.1	GCMS3E	Kristi Schollenberger	07/05/14 11:05	Unload from Instrument
JB70128-8.1.1	Kristi Schollenberger	Extract Freezer	07/05/14 11:05	Return to Storage
JB70128-8.2	Secured Storage	Gage Donahue	07/07/14 12:48	Retrieve from Storage
JB70128-8.2	Gage Donahue	Secured Staging Area	07/07/14 12:48	Return to Storage
JB70128-8.2	Secured Staging Area	Sheila Kore	07/07/14 14:28	Retrieve from Storage
JB70128-8.2	Sheila Kore		07/08/14 00:09	Depleted
JB70128-8.2.1	Sheila Kore	Organics Prep	07/07/14 14:29	Extract from JB70128-8.2
JB70128-8.2.1	Organics Prep	Nikita Permiuov	07/08/14 00:26	Extract from JB70128-8.2
JB70128-8.2.1	Nikita Permiuov	Extract Storage	07/08/14 00:26	Return to Storage
JB70128-8.2.1	Extract Storage	Samta Patel	07/08/14 13:37	Retrieve from Storage
JB70128-8.2.1	Samta Patel	GCMS3P	07/08/14 13:37	Load on Instrument
JB70128-8.3	Secured Storage	Alfredo Crespo	06/26/14 07:24	Retrieve from Storage
JB70128-8.3	Alfredo Crespo	Secured Staging Area	06/26/14 07:24	Return to Storage
JB70128-8.3	Secured Staging Area	Amirah Hillman	06/26/14 09:22	Retrieve from Storage
JB70128-8.3	Amirah Hillman	Secured Storage	06/26/14 10:23	Return to Storage
JB70128-8.3	Secured Storage	Alfredo Crespo	06/30/14 07:26	Retrieve from Storage
JB70128-8.3	Alfredo Crespo	Secured Staging Area	06/30/14 07:26	Return to Storage
JB70128-8.3	Secured Staging Area	Jieyu Wang	06/30/14 09:09	Retrieve from Storage
JB70128-8.3	Jieyu Wang	Secured Storage	06/30/14 16:20	Return to Storage

Accutest Internal Chain of Custody

Job Number: JB70128
Account: LANGAN Langan Engineering & Environmental
Project: Carroll Gardens, 363-365 Bond Street, Brooklyn, NY
Received: 06/24/14

Sample.Bottle Number	Transfer FROM	Transfer TO	Date/Time	Reason
JB70128-8.3.1	Amirah Hillman	Metals Digestion	06/26/14 10:20	Digestate from JB70128-8.3
JB70128-8.3.1	Amirah Hillman	Metals Digestate Storage	06/26/14 10:22	Return to Storage
JB70128-8.3.1	Metals Digestion	Amirah Hillman	06/26/14 10:22	Digestate from JB70128-8.3
JB70128-8.3.1	Metals Digestate Storage	Ryan Rebo	06/26/14 16:37	Retrieve from Storage
JB70128-8.3.1	Ryan Rebo	Metals Digestate Storage	06/26/14 16:38	Return to Storage
JB70128-8.3.1	Metals Digestate Storage	Nancy Duan	06/26/14 16:58	Retrieve from Storage
JB70128-8.3.1	Nancy Duan	Metals Digestate Storage	06/26/14 16:59	Return to Storage
JB70128-8.5	Secured Storage	Delaney Caudill	07/02/14 11:41	Retrieve from Storage
JB70128-8.5	Delaney Caudill	GCMS2C	07/02/14 11:41	Load on Instrument
JB70128-8.5	GCMS2C	Delaney Caudill	07/03/14 09:52	Unload from Instrument
JB70128-8.5	Delaney Caudill	Secured Storage	07/03/14 09:52	Return to Storage
JB70128-9.1	Secured Storage	Delaney Caudill	07/02/14 14:35	Retrieve from Storage
JB70128-9.1	Delaney Caudill	GCMS2C	07/02/14 14:35	Load on Instrument
JB70128-9.1	GCMS2C	Delaney Caudill	07/03/14 09:52	Unload from Instrument
JB70128-9.1	Delaney Caudill	Secured Storage	07/03/14 09:52	Return to Storage
JB70128-10.1	Secured Storage	Gage Donahue	06/25/14 14:34	Retrieve from Storage
JB70128-10.1	Gage Donahue	Secured Staging Area	06/25/14 14:34	Return to Storage
JB70128-10.1	Secured Staging Area	Nicole Reiff	06/25/14 14:36	Retrieve from Storage
JB70128-10.1	Nicole Reiff	Secured Storage	06/25/14 15:20	Return to Storage
JB70128-10.1	Secured Storage	Mike Sikorsky	06/26/14 06:25	Retrieve from Storage
JB70128-10.1	Mike Sikorsky	Secured Storage	06/26/14 09:02	Return to Storage
JB70128-10.1	Secured Storage	Gina Montenegro	06/26/14 13:05	Retrieve from Storage
JB70128-10.1	Gina Montenegro	Secured Storage	06/26/14 15:03	Return to Storage
JB70128-10.1	Secured Storage	Alfredo Crespo	07/01/14 07:42	Retrieve from Storage
JB70128-10.1	Alfredo Crespo	Secured Staging Area	07/01/14 07:43	Return to Storage
JB70128-10.1	Secured Staging Area	Darshananben Patel	07/01/14 12:24	Retrieve from Storage
JB70128-10.1	Darshananben Patel	Secured Storage	07/01/14 12:24	Return to Storage
JB70128-10.1.1	Mike Sikorsky	Organics Prep	06/26/14 06:25	Extract from JB70128-10.1
JB70128-10.1.2	Gina Montenegro	Metals Digestion	06/26/14 15:00	Digestate from JB70128-10.1
JB70128-10.1.2	Metals Digestion	Gina Montenegro	06/26/14 15:02	Digestate from JB70128-10.1
JB70128-10.1.2	Gina Montenegro	Metals Digestate Storage	06/26/14 15:02	Return to Storage
JB70128-10.1.2	Metals Digestate Storage	Piyush Patel	06/26/14 22:58	Retrieve from Storage
JB70128-10.1.2	Wei Zhou	Metals Digestate Storage	06/30/14 08:20	Return to Storage
Bottle was returned to secure storage, but inadvertently not scanned.				
JB70128-10.4	Secured Storage	Prashant Shukla	06/27/14 18:16	Retrieve from Storage
JB70128-10.4	Prashant Shukla	GCMS3C	06/27/14 18:16	Load on Instrument
JB70128-10.4	GCMS3C	Prashant Shukla	06/29/14 10:30	Unload from Instrument
JB70128-10.4	Prashant Shukla		06/29/14 10:31	Depleted

Accutest Internal Chain of Custody

Job Number: JB70128
Account: LANGAN Langan Engineering & Environmental
Project: Carroll Gardens, 363-365 Bond Street, Brooklyn, NY
Received: 06/24/14

Sample.Bottle Number	Transfer FROM	Transfer TO	Date/Time	Reason
JB70128-11.1	Secured Storage	Gage Donahue	06/25/14 14:34	Retrieve from Storage
JB70128-11.1	Gage Donahue	Secured Staging Area	06/25/14 14:34	Return to Storage
JB70128-11.1	Secured Staging Area	Nicole Reiff	06/25/14 14:36	Retrieve from Storage
JB70128-11.1	Nicole Reiff	Secured Storage	06/25/14 15:20	Return to Storage
JB70128-11.1	Secured Storage	Mike Sikorsky	06/26/14 06:25	Retrieve from Storage
JB70128-11.1	Mike Sikorsky	Secured Storage	06/26/14 09:02	Return to Storage
JB70128-11.1	Secured Storage	Gina Montenegro	06/26/14 13:05	Retrieve from Storage
JB70128-11.1	Gina Montenegro	Secured Storage	06/26/14 15:03	Return to Storage
JB70128-11.1	Secured Storage	Alfredo Crespo	07/01/14 07:42	Retrieve from Storage
JB70128-11.1	Alfredo Crespo	Secured Staging Area	07/01/14 07:43	Return to Storage
JB70128-11.1	Secured Staging Area	Darshananben Patel	07/01/14 12:24	Retrieve from Storage
JB70128-11.1	Darshananben Patel	Secured Storage	07/01/14 12:24	Return to Storage
JB70128-11.1.1	Mike Sikorsky	Organics Prep	06/26/14 06:25	Extract from JB70128-11.1
JB70128-11.1.2	Gina Montenegro	Metals Digestion	06/26/14 15:00	Digestate from JB70128-11.1
JB70128-11.1.2	Metals Digestion	Gina Montenegro	06/26/14 15:02	Digestate from JB70128-11.1
JB70128-11.1.2	Gina Montenegro	Metals Digestate Storage	06/26/14 15:02	Return to Storage
JB70128-11.1.2	Metals Digestate Storage	Piyush Patel	06/26/14 22:58	Retrieve from Storage
JB70128-11.1.2	Wei Zhou	Metals Digestate Storage	06/30/14 08:20	Return to Storage
Bottle was returned to secure storage, but inadvertently not scanned.				
JB70128-11.4	Secured Storage	Prashant Shukla	06/27/14 18:16	Retrieve from Storage
JB70128-11.4	Prashant Shukla	GCMS3C	06/27/14 18:16	Load on Instrument
JB70128-11.4	GCMS3C	Prashant Shukla	06/29/14 10:30	Unload from Instrument
JB70128-11.4	Prashant Shukla		06/29/14 10:31	Depleted
JB70128-12.1	Secured Storage	Gage Donahue	06/25/14 14:34	Retrieve from Storage
JB70128-12.1	Gage Donahue	Secured Staging Area	06/25/14 14:34	Return to Storage
JB70128-12.1	Secured Staging Area	Nicole Reiff	06/25/14 14:36	Retrieve from Storage
JB70128-12.1	Nicole Reiff	Secured Storage	06/25/14 15:20	Return to Storage
JB70128-12.1	Secured Storage	Mike Sikorsky	06/26/14 06:25	Retrieve from Storage
JB70128-12.1	Mike Sikorsky	Secured Storage	06/26/14 09:02	Return to Storage
JB70128-12.1	Secured Storage	Gina Montenegro	06/26/14 13:05	Retrieve from Storage
JB70128-12.1	Gina Montenegro	Secured Storage	06/26/14 15:03	Return to Storage
JB70128-12.1	Secured Storage	Alfredo Crespo	07/01/14 07:42	Retrieve from Storage
JB70128-12.1	Alfredo Crespo	Secured Staging Area	07/01/14 07:43	Return to Storage
JB70128-12.1	Secured Staging Area	Darshananben Patel	07/01/14 12:24	Retrieve from Storage
JB70128-12.1	Darshananben Patel	Secured Storage	07/01/14 12:24	Return to Storage
JB70128-12.1.1	Mike Sikorsky	Organics Prep	06/26/14 06:25	Extract from JB70128-12.1
JB70128-12.1.2	Gina Montenegro	Metals Digestion	06/26/14 15:00	Digestate from JB70128-12.1

Accutest Internal Chain of Custody

Job Number: JB70128
Account: LANGAN Langan Engineering & Environmental
Project: Carroll Gardens, 363-365 Bond Street, Brooklyn, NY
Received: 06/24/14

Sample.Bottle Number	Transfer FROM	Transfer TO	Date/Time	Reason
JB70128-12.1.2	Metals Digestion	Gina Montenegro	06/26/14 15:02	Digestate from JB70128-12.1
JB70128-12.1.2	Gina Montenegro	Metals Digestate Storage	06/26/14 15:02	Return to Storage
JB70128-12.1.2	Metals Digestate Storage	Piyush Patel	06/26/14 22:58	Retrieve from Storage
JB70128-12.1.2	Wei Zhou	Metals Digestate Storage	06/30/14 08:20	Return to Storage
Bottle was returned to secure storage, but inadvertently not scanned.				
JB70128-12.2	Secured Storage	Prashant Shukla	06/27/14 18:17	Retrieve from Storage
JB70128-12.2	Prashant Shukla	Secured Storage	06/27/14 18:17	Return to Storage
JB70128-12.2	Secured Storage	Prashant Shukla	07/01/14 15:36	Retrieve from Storage
JB70128-12.2	Prashant Shukla	Secured Storage	07/01/14 15:48	Return to Storage
JB70128-12.3	Secured Storage	Prashant Shukla	07/01/14 19:11	Retrieve from Storage
JB70128-12.3	Prashant Shukla	GCMSY	07/01/14 19:11	Load on Instrument
JB70128-12.3	GCMSY	Prashant Shukla	07/02/14 17:21	Unload from Instrument
JB70128-12.3	Prashant Shukla		07/02/14 17:21	Depleted
JB70128-13.1	Secured Storage	Gage Donahue	06/25/14 14:34	Retrieve from Storage
JB70128-13.1	Gage Donahue	Secured Staging Area	06/25/14 14:34	Return to Storage
JB70128-13.1	Secured Staging Area	Nicole Reiff	06/25/14 14:36	Retrieve from Storage
JB70128-13.1	Nicole Reiff	Secured Storage	06/25/14 15:20	Return to Storage
JB70128-13.1	Secured Storage	Mike Sikorsky	06/26/14 06:25	Retrieve from Storage
JB70128-13.1	Mike Sikorsky	Secured Storage	06/26/14 09:02	Return to Storage
JB70128-13.1	Secured Storage	Gina Montenegro	06/26/14 13:05	Retrieve from Storage
JB70128-13.1	Gina Montenegro	Secured Storage	06/26/14 15:03	Return to Storage
JB70128-13.1	Secured Storage	Alfredo Crespo	07/01/14 07:42	Retrieve from Storage
JB70128-13.1	Alfredo Crespo	Secured Staging Area	07/01/14 07:43	Return to Storage
JB70128-13.1	Secured Staging Area	Darshananben Patel	07/01/14 12:24	Retrieve from Storage
JB70128-13.1	Darshananben Patel	Secured Storage	07/01/14 12:24	Return to Storage
JB70128-13.1.1	Mike Sikorsky	Organics Prep	06/26/14 06:25	Extract from JB70128-13.1
JB70128-13.1.1	Organics Prep	Kristi Schollenberger	06/29/14 16:33	Extract from JB70128-13.1
JB70128-13.1.1	Kristi Schollenberger	GCMSP	06/29/14 16:33	Load on Instrument
JB70128-13.1.1	GCMSP	Kristi Schollenberger	07/02/14 12:54	Unload from Instrument
JB70128-13.1.1	Kristi Schollenberger	Extract Freezer	07/02/14 12:54	Return to Storage
JB70128-13.1.2	Gina Montenegro	Metals Digestion	06/26/14 15:00	Digestate from JB70128-13.1
JB70128-13.1.2	Metals Digestion	Gina Montenegro	06/26/14 15:02	Digestate from JB70128-13.1
JB70128-13.1.2	Gina Montenegro	Metals Digestate Storage	06/26/14 15:02	Return to Storage
JB70128-13.1.2	Metals Digestate Storage	Piyush Patel	06/26/14 22:58	Retrieve from Storage
JB70128-13.1.2	Wei Zhou	Metals Digestate Storage	06/30/14 08:20	Return to Storage
Bottle was returned to secure storage, but inadvertently not scanned.				
JB70128-13.4	Secured Storage	Prashant Shukla	06/27/14 18:08	Retrieve from Storage
JB70128-13.4	Prashant Shukla	GCMS3C	06/27/14 18:08	Load on Instrument

Accutest Internal Chain of Custody

Job Number: JB70128
Account: LANGAN Langan Engineering & Environmental
Project: Carroll Gardens, 363-365 Bond Street, Brooklyn, NY
Received: 06/24/14

Sample.Bottle Number	Transfer FROM	Transfer TO	Date/Time	Reason
JB70128-13.4	GCMS3C	Prashant Shukla	06/29/14 10:30	Unload from Instrument
JB70128-13.4	Prashant Shukla		06/29/14 10:31	Depleted
JB70128-13.6	Secured Storage	Prashant Shukla	06/27/14 18:08	Retrieve from Storage
JB70128-13.6	Prashant Shukla	GCMS3C	06/27/14 18:08	Load on Instrument
JB70128-13.6	GCMS3C	Prashant Shukla	06/29/14 10:30	Unload from Instrument
JB70128-13.6	Prashant Shukla		06/29/14 10:31	Depleted
JB70128-13.7	Secured Storage	Prashant Shukla	06/27/14 17:05	Retrieve from Storage
JB70128-13.7	Prashant Shukla	GCMSY	06/27/14 17:05	Load on Instrument
JB70128-13.7	GCMSY	Prashant Shukla	06/29/14 09:57	Unload from Instrument
JB70128-13.7	Prashant Shukla		06/29/14 09:58	Depleted
JB70128-14.1	Secured Storage	Gage Donahue	07/07/14 12:48	Retrieve from Storage
JB70128-14.1	Gage Donahue	Secured Staging Area	07/07/14 12:48	Return to Storage
JB70128-14.1	Secured Staging Area	Sheila Kore	07/07/14 14:28	Retrieve from Storage
JB70128-14.1	Sheila Kore		07/08/14 00:09	Depleted
JB70128-14.1.1	Sheila Kore	Organics Prep	07/07/14 14:29	Extract from JB70128-14.1
JB70128-14.1.1	Organics Prep	Nikita Permiuov	07/08/14 00:26	Extract from JB70128-14.1
JB70128-14.1.1	Nikita Permiuov	Extract Storage	07/08/14 00:26	Return to Storage
JB70128-14.1.1	Extract Storage	Samta Patel	07/08/14 13:37	Retrieve from Storage
JB70128-14.1.1	Samta Patel	GCMS3P	07/08/14 13:37	Load on Instrument
JB70128-14.2	Secured Storage	Shanice Grant	06/27/14 05:22	Retrieve from Storage
JB70128-14.2	Shanice Grant		06/27/14 12:54	Depleted
JB70128-14.2.1	Shanice Grant	Organics Prep	06/27/14 05:25	Extract from JB70128-14.2
JB70128-14.2.1	Organics Prep	Raghava Marthi	06/27/14 17:34	Extract from JB70128-14.2
JB70128-14.2.1	Raghava Marthi	Extract Storage	06/27/14 17:34	Return to Storage
JB70128-14.2.1	Extract Storage	Ashley Dye	07/03/14 23:57	Retrieve from Storage
JB70128-14.2.1	Ashley Dye	GCMS3E	07/03/14 23:57	Load on Instrument
JB70128-14.2.1	GCMS3E	Kristi Schollenberger	07/05/14 11:05	Unload from Instrument
JB70128-14.2.1	Kristi Schollenberger	Extract Freezer	07/05/14 11:05	Return to Storage
JB70128-14.3	Secured Storage	Alfredo Crespo	06/26/14 07:24	Retrieve from Storage
JB70128-14.3	Alfredo Crespo	Secured Staging Area	06/26/14 07:24	Return to Storage
JB70128-14.3	Secured Staging Area	Amirah Hillman	06/26/14 09:22	Retrieve from Storage
JB70128-14.3	Amirah Hillman	Secured Storage	06/26/14 10:23	Return to Storage
JB70128-14.3	Secured Storage	Alfredo Crespo	06/30/14 07:26	Retrieve from Storage
JB70128-14.3	Alfredo Crespo	Secured Staging Area	06/30/14 07:26	Return to Storage
JB70128-14.3	Secured Staging Area	Jieyu Wang	06/30/14 09:09	Retrieve from Storage
JB70128-14.3	Jieyu Wang	Secured Storage	06/30/14 16:20	Return to Storage

Accutest Internal Chain of Custody

Job Number: JB70128
Account: LANGAN Langan Engineering & Environmental
Project: Carroll Gardens, 363-365 Bond Street, Brooklyn, NY
Received: 06/24/14

Sample.Bottle Number	Transfer FROM	Transfer TO	Date/Time	Reason
JB70128-14.3.1	Amirah Hillman	Metals Digestion	06/26/14 10:20	Digestate from JB70128-14.3
JB70128-14.3.1	Metals Digestion	Amirah Hillman	06/26/14 10:22	Digestate from JB70128-14.3
JB70128-14.3.1	Amirah Hillman	Metals Digestate Storage	06/26/14 10:22	Return to Storage
JB70128-14.3.1	Metals Digestate Storage	Ryan Rebo	06/26/14 16:37	Retrieve from Storage
JB70128-14.3.1	Ryan Rebo	Metals Digestate Storage	06/26/14 16:38	Return to Storage
JB70128-14.3.1	Metals Digestate Storage	Nancy Duan	06/26/14 16:58	Retrieve from Storage
JB70128-14.3.1	Nancy Duan	Metals Digestate Storage	06/26/14 16:59	Return to Storage
JB70128-14.5	Secured Storage	Delaney Caudill	07/02/14 14:35	Retrieve from Storage
JB70128-14.5	Delaney Caudill	GCMS2C	07/02/14 14:35	Load on Instrument
JB70128-14.5	GCMS2C	Delaney Caudill	07/03/14 09:52	Unload from Instrument
JB70128-14.5	Delaney Caudill	Secured Storage	07/03/14 09:52	Return to Storage

New Jersey ACCUTEST LABORATORIES

GC/MS Volatiles

QC Data Summaries

Includes the following where applicable:

- Method Blank Summaries
- Blank Spike Summaries
- Matrix Spike and Duplicate Summaries
- Instrument Performance Checks (BFB)
- Internal Standard Area Summaries
- Surrogate Recovery Summaries
- Initial and Continuing Calibration Summaries

Method Blank Summary

Job Number: JB70128
Account: LANGAN Langan Engineering & Environmental
Project: Carroll Gardens, 363-365 Bond Street, Brooklyn, NY

Sample	File ID	DF	Analyzed	By	Prep Date	Prep Batch	Analytical Batch
V3C5008-MB	3C111163.D	1	06/27/14	PS	n/a	n/a	V3C5008

The QC reported here applies to the following samples: **Method:** SW846 8260C

JB70128-1, JB70128-2, JB70128-3, JB70128-4, JB70128-5, JB70128-6, JB70128-7, JB70128-10, JB70128-11, JB70128-13

CAS No.	Compound	Result	RL	MDL	Units	Q
67-64-1	Acetone	ND	10	4.6	ug/kg	
71-43-2	Benzene	ND	1.0	0.13	ug/kg	
74-97-5	Bromochloromethane	ND	5.0	0.52	ug/kg	
75-27-4	Bromodichloromethane	ND	5.0	0.28	ug/kg	
75-25-2	Bromoform	ND	5.0	0.26	ug/kg	
74-83-9	Bromomethane	ND	5.0	0.48	ug/kg	
78-93-3	2-Butanone (MEK)	ND	10	4.4	ug/kg	
75-15-0	Carbon disulfide	ND	5.0	0.14	ug/kg	
56-23-5	Carbon tetrachloride	ND	5.0	0.25	ug/kg	
108-90-7	Chlorobenzene	ND	5.0	0.20	ug/kg	
75-00-3	Chloroethane	ND	5.0	1.0	ug/kg	
67-66-3	Chloroform	ND	5.0	0.25	ug/kg	
74-87-3	Chloromethane	ND	5.0	0.34	ug/kg	
110-82-7	Cyclohexane	ND	5.0	0.26	ug/kg	
96-12-8	1,2-Dibromo-3-chloropropane	ND	10	1.3	ug/kg	
124-48-1	Dibromochloromethane	ND	5.0	0.24	ug/kg	
106-93-4	1,2-Dibromoethane	ND	1.0	0.55	ug/kg	
95-50-1	1,2-Dichlorobenzene	ND	5.0	0.34	ug/kg	
541-73-1	1,3-Dichlorobenzene	ND	5.0	0.22	ug/kg	
106-46-7	1,4-Dichlorobenzene	ND	5.0	0.25	ug/kg	
75-71-8	Dichlorodifluoromethane	ND	5.0	0.35	ug/kg	
75-34-3	1,1-Dichloroethane	ND	5.0	0.31	ug/kg	
107-06-2	1,2-Dichloroethane	ND	1.0	0.32	ug/kg	
75-35-4	1,1-Dichloroethene	ND	5.0	0.29	ug/kg	
156-59-2	cis-1,2-Dichloroethene	ND	5.0	0.21	ug/kg	
156-60-5	trans-1,2-Dichloroethene	ND	5.0	0.42	ug/kg	
78-87-5	1,2-Dichloropropane	ND	5.0	0.44	ug/kg	
10061-01-5	cis-1,3-Dichloropropene	ND	5.0	0.23	ug/kg	
10061-02-6	trans-1,3-Dichloropropene	ND	5.0	0.27	ug/kg	
100-41-4	Ethylbenzene	ND	1.0	0.18	ug/kg	
76-13-1	Freon 113	ND	5.0	0.44	ug/kg	
591-78-6	2-Hexanone	ND	5.0	1.8	ug/kg	
98-82-8	Isopropylbenzene	ND	5.0	0.15	ug/kg	
79-20-9	Methyl Acetate	ND	5.0	1.7	ug/kg	
108-87-2	Methylcyclohexane	ND	5.0	0.16	ug/kg	
1634-04-4	Methyl Tert Butyl Ether	ND	1.0	0.34	ug/kg	

Method Blank Summary

Job Number: JB70128
Account: LANGAN Langan Engineering & Environmental
Project: Carroll Gardens, 363-365 Bond Street, Brooklyn, NY

Sample	File ID	DF	Analyzed	By	Prep Date	Prep Batch	Analytical Batch
V3C5008-MB	3C111163.D	1	06/27/14	PS	n/a	n/a	V3C5008

The QC reported here applies to the following samples: **Method:** SW846 8260C

JB70128-1, JB70128-2, JB70128-3, JB70128-4, JB70128-5, JB70128-6, JB70128-7, JB70128-10, JB70128-11, JB70128-13

CAS No.	Compound	Result	RL	MDL	Units	Q
108-10-1	4-Methyl-2-pentanone(MIBK)	ND	5.0	1.3	ug/kg	
75-09-2	Methylene chloride	ND	5.0	1.7	ug/kg	
100-42-5	Styrene	ND	5.0	0.23	ug/kg	
79-34-5	1,1,2,2-Tetrachloroethane	ND	5.0	0.34	ug/kg	
127-18-4	Tetrachloroethene	ND	5.0	0.41	ug/kg	
108-88-3	Toluene	ND	1.0	0.14	ug/kg	
87-61-6	1,2,3-Trichlorobenzene	ND	5.0	0.21	ug/kg	
120-82-1	1,2,4-Trichlorobenzene	ND	5.0	0.18	ug/kg	
71-55-6	1,1,1-Trichloroethane	ND	5.0	0.29	ug/kg	
79-00-5	1,1,2-Trichloroethane	ND	5.0	0.82	ug/kg	
79-01-6	Trichloroethene	ND	5.0	0.35	ug/kg	
75-69-4	Trichlorofluoromethane	ND	5.0	0.23	ug/kg	
75-01-4	Vinyl chloride	ND	5.0	0.34	ug/kg	
	m,p-Xylene	ND	1.0	0.48	ug/kg	
95-47-6	o-Xylene	ND	1.0	0.18	ug/kg	
1330-20-7	Xylene (total)	ND	1.0	0.18	ug/kg	

CAS No.	Surrogate Recoveries		Limits
1868-53-7	Dibromofluoromethane	104%	59-130%
17060-07-0	1,2-Dichloroethane-D4	100%	65-123%
2037-26-5	Toluene-D8	106%	77-125%
460-00-4	4-Bromofluorobenzene	115%	71-132%

Method Blank Summary

Job Number: JB70128
Account: LANGAN Langan Engineering & Environmental
Project: Carroll Gardens, 363-365 Bond Street, Brooklyn, NY

Sample	File ID	DF	Analyzed	By	Prep Date	Prep Batch	Analytical Batch
VY6385-MB	Y146910.D	1	07/01/14	PS	n/a	n/a	VY6385

The QC reported here applies to the following samples: **Method:** SW846 8260C

JB70128-12

CAS No.	Compound	Result	RL	MDL	Units	Q
67-64-1	Acetone	ND	10	4.6	ug/kg	
71-43-2	Benzene	ND	1.0	0.13	ug/kg	
74-97-5	Bromochloromethane	ND	5.0	0.52	ug/kg	
75-27-4	Bromodichloromethane	ND	5.0	0.28	ug/kg	
75-25-2	Bromoform	ND	5.0	0.26	ug/kg	
74-83-9	Bromomethane	ND	5.0	0.48	ug/kg	
78-93-3	2-Butanone (MEK)	ND	10	4.4	ug/kg	
75-15-0	Carbon disulfide	ND	5.0	0.14	ug/kg	
56-23-5	Carbon tetrachloride	ND	5.0	0.25	ug/kg	
108-90-7	Chlorobenzene	ND	5.0	0.20	ug/kg	
75-00-3	Chloroethane	ND	5.0	1.0	ug/kg	
67-66-3	Chloroform	ND	5.0	0.25	ug/kg	
74-87-3	Chloromethane	ND	5.0	0.34	ug/kg	
110-82-7	Cyclohexane	ND	5.0	0.26	ug/kg	
96-12-8	1,2-Dibromo-3-chloropropane	ND	10	1.3	ug/kg	
124-48-1	Dibromochloromethane	ND	5.0	0.24	ug/kg	
106-93-4	1,2-Dibromoethane	ND	1.0	0.55	ug/kg	
95-50-1	1,2-Dichlorobenzene	ND	5.0	0.34	ug/kg	
541-73-1	1,3-Dichlorobenzene	ND	5.0	0.22	ug/kg	
106-46-7	1,4-Dichlorobenzene	ND	5.0	0.25	ug/kg	
75-71-8	Dichlorodifluoromethane	ND	5.0	0.35	ug/kg	
75-34-3	1,1-Dichloroethane	ND	5.0	0.31	ug/kg	
107-06-2	1,2-Dichloroethane	ND	1.0	0.32	ug/kg	
75-35-4	1,1-Dichloroethene	ND	5.0	0.29	ug/kg	
156-59-2	cis-1,2-Dichloroethene	ND	5.0	0.21	ug/kg	
156-60-5	trans-1,2-Dichloroethene	ND	5.0	0.42	ug/kg	
78-87-5	1,2-Dichloropropane	ND	5.0	0.44	ug/kg	
10061-01-5	cis-1,3-Dichloropropene	ND	5.0	0.23	ug/kg	
10061-02-6	trans-1,3-Dichloropropene	ND	5.0	0.27	ug/kg	
100-41-4	Ethylbenzene	ND	1.0	0.18	ug/kg	
76-13-1	Freon 113	ND	5.0	0.44	ug/kg	
591-78-6	2-Hexanone	ND	5.0	1.8	ug/kg	
98-82-8	Isopropylbenzene	ND	5.0	0.15	ug/kg	
79-20-9	Methyl Acetate	ND	5.0	1.7	ug/kg	
108-87-2	Methylcyclohexane	ND	5.0	0.16	ug/kg	
1634-04-4	Methyl Tert Butyl Ether	ND	1.0	0.34	ug/kg	

Method Blank Summary

Job Number: JB70128
Account: LANGAN Langan Engineering & Environmental
Project: Carroll Gardens, 363-365 Bond Street, Brooklyn, NY

Sample	File ID	DF	Analyzed	By	Prep Date	Prep Batch	Analytical Batch
VY6385-MB	Y146910.D	1	07/01/14	PS	n/a	n/a	VY6385

The QC reported here applies to the following samples: **Method:** SW846 8260C

JB70128-12

CAS No.	Compound	Result	RL	MDL	Units	Q
108-10-1	4-Methyl-2-pentanone(MIBK)	ND	5.0	1.3	ug/kg	
75-09-2	Methylene chloride	ND	5.0	1.7	ug/kg	
100-42-5	Styrene	ND	5.0	0.23	ug/kg	
79-34-5	1,1,2,2-Tetrachloroethane	ND	5.0	0.34	ug/kg	
127-18-4	Tetrachloroethene	ND	5.0	0.41	ug/kg	
108-88-3	Toluene	ND	1.0	0.14	ug/kg	
87-61-6	1,2,3-Trichlorobenzene	ND	5.0	0.21	ug/kg	
120-82-1	1,2,4-Trichlorobenzene	ND	5.0	0.18	ug/kg	
71-55-6	1,1,1-Trichloroethane	ND	5.0	0.29	ug/kg	
79-00-5	1,1,2-Trichloroethane	ND	5.0	0.82	ug/kg	
79-01-6	Trichloroethene	ND	5.0	0.35	ug/kg	
75-69-4	Trichlorofluoromethane	ND	5.0	0.23	ug/kg	
75-01-4	Vinyl chloride	ND	5.0	0.34	ug/kg	
	m,p-Xylene	ND	1.0	0.48	ug/kg	
95-47-6	o-Xylene	ND	1.0	0.18	ug/kg	
1330-20-7	Xylene (total)	ND	1.0	0.18	ug/kg	

CAS No.	Surrogate Recoveries		Limits
1868-53-7	Dibromofluoromethane	99%	59-130%
17060-07-0	1,2-Dichloroethane-D4	91%	65-123%
2037-26-5	Toluene-D8	104%	77-125%
460-00-4	4-Bromofluorobenzene	95%	71-132%

Method Blank Summary

Job Number: JB70128
Account: LANGAN Langan Engineering & Environmental
Project: Carroll Gardens, 363-365 Bond Street, Brooklyn, NY

Sample	File ID	DF	Analyzed	By	Prep Date	Prep Batch	Analytical Batch
V2C5522-MB	2C121134.D	1	07/02/14	TP	n/a	n/a	V2C5522

The QC reported here applies to the following samples: **Method:** SW846 8260C

JB70128-8, JB70128-9, JB70128-14

CAS No.	Compound	Result	RL	MDL	Units	Q
67-64-1	Acetone	ND	10	3.3	ug/l	
71-43-2	Benzene	ND	1.0	0.28	ug/l	
74-97-5	Bromochloromethane	ND	5.0	0.42	ug/l	
75-27-4	Bromodichloromethane	ND	1.0	0.21	ug/l	
75-25-2	Bromoform	ND	4.0	0.30	ug/l	
74-83-9	Bromomethane	ND	2.0	0.56	ug/l	
78-93-3	2-Butanone (MEK)	ND	10	3.2	ug/l	
75-15-0	Carbon disulfide	ND	2.0	0.18	ug/l	
56-23-5	Carbon tetrachloride	ND	1.0	0.23	ug/l	
108-90-7	Chlorobenzene	ND	1.0	0.35	ug/l	
75-00-3	Chloroethane	ND	1.0	0.39	ug/l	
67-66-3	Chloroform	ND	1.0	0.25	ug/l	
74-87-3	Chloromethane	ND	1.0	0.36	ug/l	
110-82-7	Cyclohexane	ND	5.0	0.18	ug/l	
96-12-8	1,2-Dibromo-3-chloropropane	ND	10	1.3	ug/l	
124-48-1	Dibromochloromethane	ND	1.0	0.19	ug/l	
106-93-4	1,2-Dibromoethane	ND	2.0	0.16	ug/l	
95-50-1	1,2-Dichlorobenzene	ND	1.0	0.20	ug/l	
541-73-1	1,3-Dichlorobenzene	ND	1.0	0.31	ug/l	
106-46-7	1,4-Dichlorobenzene	ND	1.0	0.30	ug/l	
75-71-8	Dichlorodifluoromethane	ND	5.0	0.63	ug/l	
75-34-3	1,1-Dichloroethane	ND	1.0	0.26	ug/l	
107-06-2	1,2-Dichloroethane	ND	1.0	0.22	ug/l	
75-35-4	1,1-Dichloroethene	ND	1.0	0.34	ug/l	
156-59-2	cis-1,2-Dichloroethene	ND	1.0	0.24	ug/l	
156-60-5	trans-1,2-Dichloroethene	ND	1.0	0.38	ug/l	
78-87-5	1,2-Dichloropropane	ND	1.0	0.28	ug/l	
10061-01-5	cis-1,3-Dichloropropene	ND	1.0	0.15	ug/l	
10061-02-6	trans-1,3-Dichloropropene	ND	1.0	0.21	ug/l	
100-41-4	Ethylbenzene	ND	1.0	0.21	ug/l	
76-13-1	Freon 113	ND	5.0	0.77	ug/l	
591-78-6	2-Hexanone	ND	5.0	1.7	ug/l	
98-82-8	Isopropylbenzene	ND	2.0	0.22	ug/l	
79-20-9	Methyl Acetate	ND	5.0	1.5	ug/l	
108-87-2	Methylcyclohexane	ND	5.0	0.15	ug/l	
1634-04-4	Methyl Tert Butyl Ether	ND	1.0	0.29	ug/l	

Method Blank Summary

Job Number: JB70128
Account: LANGAN Langan Engineering & Environmental
Project: Carroll Gardens, 363-365 Bond Street, Brooklyn, NY

Sample	File ID	DF	Analyzed	By	Prep Date	Prep Batch	Analytical Batch
V2C5522-MB	2C121134.D	1	07/02/14	TP	n/a	n/a	V2C5522

The QC reported here applies to the following samples: **Method:** SW846 8260C

JB70128-8, JB70128-9, JB70128-14

CAS No.	Compound	Result	RL	MDL	Units	Q
108-10-1	4-Methyl-2-pentanone(MIBK)	ND	5.0	1.5	ug/l	
75-09-2	Methylene chloride	ND	2.0	0.86	ug/l	
100-42-5	Styrene	ND	5.0	0.30	ug/l	
79-34-5	1,1,2,2-Tetrachloroethane	ND	1.0	0.20	ug/l	
127-18-4	Tetrachloroethene	ND	1.0	0.25	ug/l	
108-88-3	Toluene	ND	1.0	0.44	ug/l	
87-61-6	1,2,3-Trichlorobenzene	ND	5.0	0.24	ug/l	
120-82-1	1,2,4-Trichlorobenzene	ND	5.0	0.22	ug/l	
71-55-6	1,1,1-Trichloroethane	ND	1.0	0.25	ug/l	
79-00-5	1,1,2-Trichloroethane	ND	1.0	0.21	ug/l	
79-01-6	Trichloroethene	ND	1.0	0.50	ug/l	
75-69-4	Trichlorofluoromethane	ND	5.0	0.33	ug/l	
75-01-4	Vinyl chloride	ND	1.0	0.41	ug/l	
	m,p-Xylene	ND	1.0	0.40	ug/l	
95-47-6	o-Xylene	ND	1.0	0.19	ug/l	
1330-20-7	Xylene (total)	ND	1.0	0.19	ug/l	

CAS No.	Surrogate Recoveries		Limits
1868-53-7	Dibromofluoromethane	101%	79-120%
17060-07-0	1,2-Dichloroethane-D4	103%	72-123%
2037-26-5	Toluene-D8	105%	78-119%
460-00-4	4-Bromofluorobenzene	95%	74-119%

CAS No.	Tentatively Identified Compounds	R.T.	Est. Conc.	Units	Q
	Total TIC, Volatile		0	ug/l	

Blank Spike Summary

Job Number: JB70128
Account: LANGAN Langan Engineering & Environmental
Project: Carroll Gardens, 363-365 Bond Street, Brooklyn, NY

Sample	File ID	DF	Analyzed	By	Prep Date	Prep Batch	Analytical Batch
V3C5008-BS	3C111164.D	1	06/27/14	PS	n/a	n/a	V3C5008

The QC reported here applies to the following samples: **Method:** SW846 8260C

JB70128-1, JB70128-2, JB70128-3, JB70128-4, JB70128-5, JB70128-6, JB70128-7, JB70128-10, JB70128-11, JB70128-13

CAS No.	Compound	Spike ug/kg	BSP ug/kg	BSP %	Limits
67-64-1	Acetone	50	30.4	61	50-147
71-43-2	Benzene	50	50.6	101	75-122
74-97-5	Bromochloromethane	50	52.3	105	77-127
75-27-4	Bromodichloromethane	50	55.7	111	79-132
75-25-2	Bromoform	50	50.4	101	76-134
74-83-9	Bromomethane	50	37.7	75	56-151
78-93-3	2-Butanone (MEK)	50	44.7	89	68-137
75-15-0	Carbon disulfide	50	52.2	104	70-129
56-23-5	Carbon tetrachloride	50	58.2	116	71-148
108-90-7	Chlorobenzene	50	49.0	98	78-120
75-00-3	Chloroethane	50	50.7	101	64-145
67-66-3	Chloroform	50	51.1	102	75-124
74-87-3	Chloromethane	50	39.9	80	51-139
110-82-7	Cyclohexane	50	53.6	107	67-133
96-12-8	1,2-Dibromo-3-chloropropane	50	45.6	91	69-134
124-48-1	Dibromochloromethane	50	53.1	106	79-130
106-93-4	1,2-Dibromoethane	50	51.3	103	80-122
95-50-1	1,2-Dichlorobenzene	50	46.6	93	76-118
541-73-1	1,3-Dichlorobenzene	50	48.0	96	75-120
106-46-7	1,4-Dichlorobenzene	50	47.1	94	73-116
75-71-8	Dichlorodifluoromethane	50	34.4	69	34-161
75-34-3	1,1-Dichloroethane	50	54.2	108	78-128
107-06-2	1,2-Dichloroethane	50	56.3	113	75-139
75-35-4	1,1-Dichloroethene	50	56.0	112	73-128
156-59-2	cis-1,2-Dichloroethene	50	53.8	108	76-123
156-60-5	trans-1,2-Dichloroethene	50	53.9	108	74-123
78-87-5	1,2-Dichloropropane	50	52.4	105	78-125
10061-01-5	cis-1,3-Dichloropropene	50	51.9	104	75-115
10061-02-6	trans-1,3-Dichloropropene	50	48.4	97	80-125
100-41-4	Ethylbenzene	50	49.2	98	75-122
76-13-1	Freon 113	50	48.4	97	60-155
591-78-6	2-Hexanone	50	41.7	83	69-134
98-82-8	Isopropylbenzene	50	50.4	101	73-123
79-20-9	Methyl Acetate	50	43.0	86	59-133
108-87-2	Methylcyclohexane	50	47.1	94	63-142
1634-04-4	Methyl Tert Butyl Ether	100	87.5	88	75-122

* = Outside of Control Limits.

Blank Spike Summary

Job Number: JB70128
Account: LANGAN Langan Engineering & Environmental
Project: Carroll Gardens, 363-365 Bond Street, Brooklyn, NY

Sample	File ID	DF	Analyzed	By	Prep Date	Prep Batch	Analytical Batch
V3C5008-BS	3C111164.D	1	06/27/14	PS	n/a	n/a	V3C5008

The QC reported here applies to the following samples: **Method:** SW846 8260C

JB70128-1, JB70128-2, JB70128-3, JB70128-4, JB70128-5, JB70128-6, JB70128-7, JB70128-10, JB70128-11, JB70128-13

CAS No.	Compound	Spike ug/kg	BSP ug/kg	BSP %	Limits
108-10-1	4-Methyl-2-pentanone(MIBK)	50	48.5	97	72-130
75-09-2	Methylene chloride	50	46.3	93	72-122
100-42-5	Styrene	50	53.8	108	79-123
79-34-5	1,1,2,2-Tetrachloroethane	50	46.0	92	70-117
127-18-4	Tetrachloroethene	50	51.1	102	70-136
108-88-3	Toluene	50	48.0	96	75-122
87-61-6	1,2,3-Trichlorobenzene	50	53.6	107	67-135
120-82-1	1,2,4-Trichlorobenzene	50	57.4	115	64-137
71-55-6	1,1,1-Trichloroethane	50	56.2	112	78-136
79-00-5	1,1,2-Trichloroethane	50	48.2	96	75-123
79-01-6	Trichloroethene	50	54.7	109	81-130
75-69-4	Trichlorofluoromethane	50	46.5	93	57-146
75-01-4	Vinyl chloride	50	40.4	81	55-133
	m,p-Xylene	100	101	101	75-122
95-47-6	o-Xylene	50	50.6	101	75-121
1330-20-7	Xylene (total)	150	151	101	75-122

CAS No.	Surrogate Recoveries	BSP	Limits
1868-53-7	Dibromofluoromethane	110%	59-130%
17060-07-0	1,2-Dichloroethane-D4	104%	65-123%
2037-26-5	Toluene-D8	106%	77-125%
460-00-4	4-Bromofluorobenzene	113%	71-132%

* = Outside of Control Limits.

Blank Spike Summary

Job Number: JB70128
Account: LANGAN Langan Engineering & Environmental
Project: Carroll Gardens, 363-365 Bond Street, Brooklyn, NY

Sample	File ID	DF	Analyzed	By	Prep Date	Prep Batch	Analytical Batch
VY6385-BS	Y146911.D	1	07/01/14	PS	n/a	n/a	VY6385

The QC reported here applies to the following samples: **Method:** SW846 8260C

JB70128-12

CAS No.	Compound	Spike ug/kg	BSP ug/kg	BSP %	Limits
67-64-1	Acetone	50	26.2	52	50-147
71-43-2	Benzene	50	51.1	102	75-122
74-97-5	Bromochloromethane	50	49.8	100	77-127
75-27-4	Bromodichloromethane	50	52.8	106	79-132
75-25-2	Bromoform	50	53.1	106	76-134
74-83-9	Bromomethane	50	47.2	94	56-151
78-93-3	2-Butanone (MEK)	50	42.0	84	68-137
75-15-0	Carbon disulfide	50	50.5	101	70-129
56-23-5	Carbon tetrachloride	50	53.1	106	71-148
108-90-7	Chlorobenzene	50	50.8	102	78-120
75-00-3	Chloroethane	50	60.3	121	64-145
67-66-3	Chloroform	50	49.5	99	75-124
74-87-3	Chloromethane	50	47.5	95	51-139
110-82-7	Cyclohexane	50	49.2	98	67-133
96-12-8	1,2-Dibromo-3-chloropropane	50	54.5	109	69-134
124-48-1	Dibromochloromethane	50	51.8	104	79-130
106-93-4	1,2-Dibromoethane	50	52.3	105	80-122
95-50-1	1,2-Dichlorobenzene	50	51.0	102	76-118
541-73-1	1,3-Dichlorobenzene	50	51.3	103	75-120
106-46-7	1,4-Dichlorobenzene	50	50.3	101	73-116
75-71-8	Dichlorodifluoromethane	50	42.7	85	34-161
75-34-3	1,1-Dichloroethane	50	51.8	104	78-128
107-06-2	1,2-Dichloroethane	50	54.5	109	75-139
75-35-4	1,1-Dichloroethene	50	52.6	105	73-128
156-59-2	cis-1,2-Dichloroethene	50	48.6	97	76-123
156-60-5	trans-1,2-Dichloroethene	50	51.4	103	74-123
78-87-5	1,2-Dichloropropane	50	52.8	106	78-125
10061-01-5	cis-1,3-Dichloropropene	50	49.8	100	75-115
10061-02-6	trans-1,3-Dichloropropene	50	49.9	100	80-125
100-41-4	Ethylbenzene	50	49.9	100	75-122
76-13-1	Freon 113	50	52.7	105	60-155
591-78-6	2-Hexanone	50	51.0	102	69-134
98-82-8	Isopropylbenzene	50	50.6	101	73-123
79-20-9	Methyl Acetate	50	49.3	99	59-133
108-87-2	Methylcyclohexane	50	46.0	92	63-142
1634-04-4	Methyl Tert Butyl Ether	100	97.3	97	75-122

* = Outside of Control Limits.

Blank Spike Summary

Job Number: JB70128
Account: LANGAN Langan Engineering & Environmental
Project: Carroll Gardens, 363-365 Bond Street, Brooklyn, NY

Sample	File ID	DF	Analyzed	By	Prep Date	Prep Batch	Analytical Batch
VY6385-BS	Y146911.D	1	07/01/14	PS	n/a	n/a	VY6385

The QC reported here applies to the following samples: **Method:** SW846 8260C

JB70128-12

CAS No.	Compound	Spike ug/kg	BSP ug/kg	BSP %	Limits
108-10-1	4-Methyl-2-pentanone(MIBK)	50	56.3	113	72-130
75-09-2	Methylene chloride	50	43.4	87	72-122
100-42-5	Styrene	50	52.7	105	79-123
79-34-5	1,1,2,2-Tetrachloroethane	50	51.0	102	70-117
127-18-4	Tetrachloroethene	50	50.9	102	70-136
108-88-3	Toluene	50	48.4	97	75-122
87-61-6	1,2,3-Trichlorobenzene	50	54.2	108	67-135
120-82-1	1,2,4-Trichlorobenzene	50	54.5	109	64-137
71-55-6	1,1,1-Trichloroethane	50	52.0	104	78-136
79-00-5	1,1,2-Trichloroethane	50	52.2	104	75-123
79-01-6	Trichloroethene	50	51.9	104	81-130
75-69-4	Trichlorofluoromethane	50	49.5	99	57-146
75-01-4	Vinyl chloride	50	49.0	98	55-133
	m,p-Xylene	100	99.7	100	75-122
95-47-6	o-Xylene	50	49.8	100	75-121
1330-20-7	Xylene (total)	150	149	99	75-122

CAS No.	Surrogate Recoveries	BSP	Limits
1868-53-7	Dibromofluoromethane	98%	59-130%
17060-07-0	1,2-Dichloroethane-D4	91%	65-123%
2037-26-5	Toluene-D8	106%	77-125%
460-00-4	4-Bromofluorobenzene	98%	71-132%

* = Outside of Control Limits.

Blank Spike Summary

Job Number: JB70128
Account: LANGAN Langan Engineering & Environmental
Project: Carroll Gardens, 363-365 Bond Street, Brooklyn, NY

Sample	File ID	DF	Analyzed	By	Prep Date	Prep Batch	Analytical Batch
V2C5522-BS	2C121135.D	1	07/02/14	TP	n/a	n/a	V2C5522

The QC reported here applies to the following samples: **Method:** SW846 8260C

JB70128-8, JB70128-9, JB70128-14

CAS No.	Compound	Spike ug/l	BSP ug/l	BSP %	Limits
67-64-1	Acetone	50	44.9	90	52-152
71-43-2	Benzene	50	51.3	103	80-121
74-97-5	Bromochloromethane	50	49.0	98	82-125
75-27-4	Bromodichloromethane	50	59.5	119	83-127
75-25-2	Bromoform	50	52.2	104	74-131
74-83-9	Bromomethane	50	43.2	86	45-155
78-93-3	2-Butanone (MEK)	50	47.0	94	67-136
75-15-0	Carbon disulfide	50	54.4	109	69-129
56-23-5	Carbon tetrachloride	50	56.8	114	77-138
108-90-7	Chlorobenzene	50	52.9	106	82-119
75-00-3	Chloroethane	50	55.6	111	61-151
67-66-3	Chloroform	50	51.7	103	79-124
74-87-3	Chloromethane	50	40.9	82	48-148
110-82-7	Cyclohexane	50	50.0	100	72-129
96-12-8	1,2-Dibromo-3-chloropropane	50	60.2	120	66-137
124-48-1	Dibromochloromethane	50	55.0	110	81-127
106-93-4	1,2-Dibromoethane	50	51.1	102	79-122
95-50-1	1,2-Dichlorobenzene	50	54.8	110	81-121
541-73-1	1,3-Dichlorobenzene	50	53.1	106	81-119
106-46-7	1,4-Dichlorobenzene	50	53.0	106	80-116
75-71-8	Dichlorodifluoromethane	50	35.5	71	33-161
75-34-3	1,1-Dichloroethane	50	54.8	110	78-129
107-06-2	1,2-Dichloroethane	50	57.9	116	75-133
75-35-4	1,1-Dichloroethene	50	48.4	97	74-128
156-59-2	cis-1,2-Dichloroethene	50	51.0	102	78-123
156-60-5	trans-1,2-Dichloroethene	50	48.7	97	75-122
78-87-5	1,2-Dichloropropane	50	55.1	110	80-124
10061-01-5	cis-1,3-Dichloropropene	50	54.4	109	75-114
10061-02-6	trans-1,3-Dichloropropene	50	54.4	109	78-123
100-41-4	Ethylbenzene	50	53.8	108	82-120
76-13-1	Freon 113	50	43.6	87	65-150
591-78-6	2-Hexanone	50	49.0	98	65-135
98-82-8	Isopropylbenzene	50	53.3	107	80-124
79-20-9	Methyl Acetate	50	41.1	82	53-137
108-87-2	Methylcyclohexane	50	42.0	84	62-142
1634-04-4	Methyl Tert Butyl Ether	100	104	104	74-123

* = Outside of Control Limits.

Blank Spike Summary

Job Number: JB70128
Account: LANGAN Langan Engineering & Environmental
Project: Carroll Gardens, 363-365 Bond Street, Brooklyn, NY

Sample	File ID	DF	Analyzed	By	Prep Date	Prep Batch	Analytical Batch
V2C5522-BS	2C121135.D	1	07/02/14	TP	n/a	n/a	V2C5522

The QC reported here applies to the following samples: **Method:** SW846 8260C

JB70128-8, JB70128-9, JB70128-14

CAS No.	Compound	Spike ug/l	BSP ug/l	BSP %	Limits
108-10-1	4-Methyl-2-pentanone(MIBK)	50	50.2	100	68-135
75-09-2	Methylene chloride	50	48.8	98	75-121
100-42-5	Styrene	50	53.8	108	81-123
79-34-5	1,1,2,2-Tetrachloroethane	50	50.8	102	71-123
127-18-4	Tetrachloroethene	50	53.4	107	69-141
108-88-3	Toluene	50	54.6	109	80-122
87-61-6	1,2,3-Trichlorobenzene	50	59.7	119	71-138
120-82-1	1,2,4-Trichlorobenzene	50	60.4	121	77-132
71-55-6	1,1,1-Trichloroethane	50	57.0	114	80-132
79-00-5	1,1,2-Trichloroethane	50	54.1	108	80-127
79-01-6	Trichloroethene	50	54.6	109	82-126
75-69-4	Trichlorofluoromethane	50	49.3	99	63-141
75-01-4	Vinyl chloride	50	43.2	86	53-135
	m,p-Xylene	100	104	104	81-121
95-47-6	o-Xylene	50	54.2	108	82-121
1330-20-7	Xylene (total)	150	158	105	82-121

CAS No.	Surrogate Recoveries	BSP	Limits
1868-53-7	Dibromofluoromethane	101%	79-120%
17060-07-0	1,2-Dichloroethane-D4	101%	72-123%
2037-26-5	Toluene-D8	105%	78-119%
460-00-4	4-Bromofluorobenzene	97%	74-119%

* = Outside of Control Limits.

Matrix Spike/Matrix Spike Duplicate Summary

Job Number: JB70128
Account: LANGAN Langan Engineering & Environmental
Project: Carroll Gardens, 363-365 Bond Street, Brooklyn, NY

Sample	File ID	DF	Analyzed	By	Prep Date	Prep Batch	Analytical Batch
JB70128-13MS	3C111169.D	1	06/27/14	PS	n/a	n/a	V3C5008
JB70128-13MSD	3C111170.D	1	06/27/14	PS	n/a	n/a	V3C5008
JB70128-13	3C111166.D	1	06/27/14	PS	n/a	n/a	V3C5008

The QC reported here applies to the following samples: **Method:** SW846 8260C

JB70128-1, JB70128-2, JB70128-3, JB70128-4, JB70128-5, JB70128-6, JB70128-7, JB70128-10, JB70128-11, JB70128-13

CAS No.	Compound	JB70128-13 ug/kg	Q	Spike ug/kg	MS ug/kg	MS %	Spike ug/kg	MSD ug/kg	MSD %	RPD	Limits Rec/RPD
67-64-1	Acetone	37.4		84.2	137	118	93.2	160	132	15	10-181/30
71-43-2	Benzene	ND		84.2	78.7	93	93.2	80.0	86	2	45-131/22
74-97-5	Bromochloromethane	ND		84.2	81.2	96	93.2	84.6	91	4	50-131/21
75-27-4	Bromodichloromethane	ND		84.2	84.8	101	93.2	84.6	91	0	44-138/22
75-25-2	Bromoform	ND		84.2	76.0	90	93.2	70.8	76	7	34-140/24
74-83-9	Bromomethane	ND		84.2	72.4	86	93.2	79.1	85	9	18-152/31
78-93-3	2-Butanone (MEK)	ND		84.2	104	124	93.2	112	120	7	25-156/27
75-15-0	Carbon disulfide	2.9	J	84.2	79.9	91	93.2	79.1	82	1	28-139/25
56-23-5	Carbon tetrachloride	ND		84.2	89.9	107	93.2	86.6	93	4	33-153/25
108-90-7	Chlorobenzene	ND		84.2	74.6	89	93.2	69.7	75	7	34-138/24
75-00-3	Chloroethane	ND		84.2	79.3	94	93.2	89.1	96	12	26-142/27
67-66-3	Chloroform	ND		84.2	79.0	94	93.2	81.6	88	3	51-129/21
74-87-3	Chloromethane	ND		84.2	77.9	93	93.2	88.4	95	13	34-134/24
110-82-7	Cyclohexane	0.99	J	84.2	81.9	96	93.2	81.0	86	1	13-150/28
96-12-8	1,2-Dibromo-3-chloropropane	ND		84.2	65.8	78	93.2	63.2	68	4	22-145/29
124-48-1	Dibromochloromethane	ND		84.2	82.0	97	93.2	78.3	84	5	41-137/22
106-93-4	1,2-Dibromoethane	ND		84.2	76.2	91	93.2	73.9	79	3	41-133/22
95-50-1	1,2-Dichlorobenzene	ND		84.2	66.7	79	93.2	57.2	61	15	22-140/27
541-73-1	1,3-Dichlorobenzene	ND		84.2	68.8	82	93.2	58.5	63	16	21-141/27
106-46-7	1,4-Dichlorobenzene	ND		84.2	66.9	79	93.2	56.5	61	17	20-140/27
75-71-8	Dichlorodifluoromethane	ND		84.2	80.8	96	93.2	89.7	96	10	10-156/30
75-34-3	1,1-Dichloroethane	ND		84.2	85.0	101	93.2	89.4	96	5	50-130/22
107-06-2	1,2-Dichloroethane	ND		84.2	85.1	101	93.2	85.2	91	0	49-136/21
75-35-4	1,1-Dichloroethene	ND		84.2	86.8	103	93.2	91.8	99	6	32-143/23
156-59-2	cis-1,2-Dichloroethene	ND		84.2	85.1	101	93.2	87.5	94	3	46-129/22
156-60-5	trans-1,2-Dichloroethene	ND		84.2	84.0	100	93.2	85.4	92	2	41-131/22
78-87-5	1,2-Dichloropropane	ND		84.2	81.3	97	93.2	81.4	87	0	46-131/21
10061-01-5	cis-1,3-Dichloropropene	ND		84.2	79.8	95	93.2	77.8	84	3	40-134/23
10061-02-6	trans-1,3-Dichloropropene	ND		84.2	75.8	90	93.2	72.2	78	5	37-137/23
100-41-4	Ethylbenzene	ND		84.2	76.5	91	93.2	71.6	77	7	30-139/26
76-13-1	Freon 113	ND		84.2	76.4	91	93.2	77.7	83	2	16-157/27
591-78-6	2-Hexanone	ND		84.2	83.0	99	93.2	80.7	87	3	19-155/29
98-82-8	Isopropylbenzene	ND		84.2	77.2	92	93.2	71.0	76	8	26-141/26
79-20-9	Methyl Acetate	ND		84.2	72.6	86	93.2	77.2	83	6	17-179/29
108-87-2	Methylcyclohexane	75.4		84.2	141	78	93.2	83.4	9* [a]	51* [a]	10-150/30
1634-04-4	Methyl Tert Butyl Ether	ND		84.2	70.0	83	93.2	74.0	79	6	45-130/21

* = Outside of Control Limits.

Matrix Spike/Matrix Spike Duplicate Summary

Job Number: JB70128
Account: LANGAN Langan Engineering & Environmental
Project: Carroll Gardens, 363-365 Bond Street, Brooklyn, NY

Sample	File ID	DF	Analyzed	By	Prep Date	Prep Batch	Analytical Batch
JB70128-13MS	3C111169.D	1	06/27/14	PS	n/a	n/a	V3C5008
JB70128-13MSD	3C111170.D	1	06/27/14	PS	n/a	n/a	V3C5008
JB70128-13	3C111166.D	1	06/27/14	PS	n/a	n/a	V3C5008

The QC reported here applies to the following samples: **Method:** SW846 8260C

JB70128-1, JB70128-2, JB70128-3, JB70128-4, JB70128-5, JB70128-6, JB70128-7, JB70128-10, JB70128-11, JB70128-13

CAS No.	Compound	JB70128-13 ug/kg	Q	Spike ug/kg	MS ug/kg	MS %	Spike ug/kg	MSD ug/kg	MSD %	RPD	Limits Rec/RPD
108-10-1	4-Methyl-2-pentanone(MIBK)	ND		84.2	71.1	84	93.2	69.9	75	2	31-140/25
75-09-2	Methylene chloride	ND		84.2	72.3	86	93.2	75.5	81	4	44-127/21
100-42-5	Styrene	ND		84.2	78.2	93	93.2	71.2	76	9	30-143/26
79-34-5	1,1,2,2-Tetrachloroethane	ND		84.2	70.3	83	93.2	69.7	75	1	30-131/27
127-18-4	Tetrachloroethene	ND		84.2	79.7	95	93.2	78.6	84	1	15-183/26
108-88-3	Toluene	ND		84.2	74.3	88	93.2	72.8	78	2	38-135/23
87-61-6	1,2,3-Trichlorobenzene	ND		84.2	60.6	72	93.2	45.4	49	29	10-159/33
120-82-1	1,2,4-Trichlorobenzene	ND		84.2	67.3	80	93.2	49.2	53	31	10-161/33
71-55-6	1,1,1-Trichloroethane	ND		84.2	87.9	104	93.2	91.8	99	4	43-142/23
79-00-5	1,1,2-Trichloroethane	ND		84.2	86.0	102	93.2	81.0	87	6	37-135/25
79-01-6	Trichloroethene	ND		84.2	83.7	99	93.2	82.7	89	1	29-161/23
75-69-4	Trichlorofluoromethane	ND		84.2	87.7	104	93.2	97.8	105	11	14-160/29
75-01-4	Vinyl chloride	ND		84.2	78.9	94	93.2	88.2	95	11	31-140/24
	m,p-Xylene	ND		168	156	93	186	145	78	7	29-140/26
95-47-6	o-Xylene	ND		84.2	79.3	94	93.2	74.4	80	6	31-140/24
1330-20-7	Xylene (total)	ND		253	235	93	279	220	79	7	30-140/25

CAS No.	Surrogate Recoveries	MS	MSD	JB70128-13	Limits
1868-53-7	Dibromofluoromethane	108%	110%	114%	59-130%
17060-07-0	1,2-Dichloroethane-D4	96%	100%	113%	65-123%
2037-26-5	Toluene-D8	106%	105%	103%	77-125%
460-00-4	4-Bromofluorobenzene	115%	116%	118%	71-132%

(a) Outside control limits due to matrix interference.

* = Outside of Control Limits.

Matrix Spike/Matrix Spike Duplicate Summary

Job Number: JB70128
Account: LANGAN Langan Engineering & Environmental
Project: Carroll Gardens, 363-365 Bond Street, Brooklyn, NY

Sample	File ID	DF	Analyzed	By	Prep Date	Prep Batch	Analytical Batch
JB70517-1MS	Y146915.D	1	07/01/14	PS	n/a	n/a	VY6385
JB70517-1MSD	Y146916.D	1	07/01/14	PS	n/a	n/a	VY6385
JB70517-1	Y146913.D	1	07/01/14	PS	n/a	n/a	VY6385

The QC reported here applies to the following samples: **Method:** SW846 8260C

JB70128-12

CAS No.	Compound	JB70517-1 ug/kg	Q	Spike ug/kg	MS ug/kg	MS %	Spike ug/kg	MSD ug/kg	MSD %	RPD	Limits Rec/RPD
67-64-1	Acetone	33.6		75.1	93.2	79	76.6	88.0	71	6	10-181/30
71-43-2	Benzene	ND		75.1	69.1	92	76.6	69.0	90	0	45-131/22
74-97-5	Bromochloromethane	ND		75.1	69.3	92	76.6	69.0	90	0	50-131/21
75-27-4	Bromodichloromethane	ND		75.1	70.6	94	76.6	69.5	91	2	44-138/22
75-25-2	Bromoform	ND		75.1	66.2	88	76.6	64.0	84	3	34-140/24
74-83-9	Bromomethane	ND		75.1	59.1	79	76.6	63.5	83	7	18-152/31
78-93-3	2-Butanone (MEK)	ND		75.1	89.2	119	76.6	81.9	107	9	25-156/27
75-15-0	Carbon disulfide	1.2	J	75.1	60.6	79	76.6	61.8	79	2	28-139/25
56-23-5	Carbon tetrachloride	ND		75.1	64.6	86	76.6	65.1	85	1	33-153/25
108-90-7	Chlorobenzene	ND		75.1	65.8	88	76.6	64.4	84	2	34-138/24
75-00-3	Chloroethane	ND		75.1	62.8	84	76.6	69.1	90	10	26-142/27
67-66-3	Chloroform	ND		75.1	69.5	93	76.6	69.4	91	0	51-129/21
74-87-3	Chloromethane	ND		75.1	59.2	79	76.6	65.0	85	9	34-134/24
110-82-7	Cyclohexane	ND		75.1	62.8	84	76.6	62.4	82	1	13-150/28
96-12-8	1,2-Dibromo-3-chloropropane	ND		75.1	62.8	84	76.6	60.2	79	4	22-145/29
124-48-1	Dibromochloromethane	ND		75.1	69.9	93	76.6	67.5	88	3	41-137/22
106-93-4	1,2-Dibromoethane	ND		75.1	68.0	91	76.6	65.3	85	4	41-133/22
95-50-1	1,2-Dichlorobenzene	ND		75.1	60.4	80	76.6	59.0	77	2	22-140/27
541-73-1	1,3-Dichlorobenzene	ND		75.1	60.5	81	76.6	59.7	78	1	21-141/27
106-46-7	1,4-Dichlorobenzene	ND		75.1	59.0	79	76.6	57.9	76	2	20-140/27
75-71-8	Dichlorodifluoromethane	ND		75.1	60.9	81	76.6	66.4	87	9	10-156/30
75-34-3	1,1-Dichloroethane	ND		75.1	71.7	95	76.6	71.8	94	0	50-130/22
107-06-2	1,2-Dichloroethane	ND		75.1	73.7	98	76.6	73.4	96	0	49-136/21
75-35-4	1,1-Dichloroethene	ND		75.1	70.2	93	76.6	70.0	91	0	32-143/23
156-59-2	cis-1,2-Dichloroethene	ND		75.1	67.3	90	76.6	66.7	87	1	46-129/22
156-60-5	trans-1,2-Dichloroethene	ND		75.1	67.7	90	76.6	67.4	88	0	41-131/22
78-87-5	1,2-Dichloropropane	ND		75.1	71.4	95	76.6	70.9	93	1	46-131/21
10061-01-5	cis-1,3-Dichloropropene	ND		75.1	66.6	89	76.6	64.9	85	3	40-134/23
10061-02-6	trans-1,3-Dichloropropene	ND		75.1	66.7	89	76.6	63.2	83	5	37-137/23
100-41-4	Ethylbenzene	ND		75.1	64.2	85	76.6	63.5	83	1	30-139/26
76-13-1	Freon 113	ND		75.1	70.5	94	76.6	76.8	100	9	16-157/27
591-78-6	2-Hexanone	ND		75.1	82.9	110	76.6	77.2	101	7	19-155/29
98-82-8	Isopropylbenzene	ND		75.1	62.2	83	76.6	60.2	79	3	26-141/26
79-20-9	Methyl Acetate	ND		75.1	76.0	101	76.6	77.8	102	2	17-179/29
108-87-2	Methylcyclohexane	ND		75.1	57.4	76	76.6	61.7	81	7	10-150/30
1634-04-4	Methyl Tert Butyl Ether	ND		75.1	68.8	92	76.6	68.1	89	1	45-130/21

* = Outside of Control Limits.

Matrix Spike/Matrix Spike Duplicate Summary

Job Number: JB70128
Account: LANGAN Langan Engineering & Environmental
Project: Carroll Gardens, 363-365 Bond Street, Brooklyn, NY

Sample	File ID	DF	Analyzed	By	Prep Date	Prep Batch	Analytical Batch
JB70517-1MS	Y146915.D	1	07/01/14	PS	n/a	n/a	VY6385
JB70517-1MSD	Y146916.D	1	07/01/14	PS	n/a	n/a	VY6385
JB70517-1	Y146913.D	1	07/01/14	PS	n/a	n/a	VY6385

The QC reported here applies to the following samples: **Method:** SW846 8260C

JB70128-12

CAS No.	Compound	JB70517-1 ug/kg	Q	Spike ug/kg	MS ug/kg	MS %	Spike ug/kg	MSD ug/kg	MSD %	RPD	Limits Rec/RPD
108-10-1	4-Methyl-2-pentanone(MIBK)	ND		75.1	70.3	94	76.6	66.6	87	5	31-140/25
75-09-2	Methylene chloride	ND		75.1	61.7	82	76.6	62.0	81	0	44-127/21
100-42-5	Styrene	ND		75.1	65.5	87	76.6	65.0	85	1	30-143/26
79-34-5	1,1,2,2-Tetrachloroethane	ND		75.1	66.2	88	76.6	62.1	81	6	30-131/27
127-18-4	Tetrachloroethene	ND		75.1	74.1	99	76.6	73.2	96	1	15-183/26
108-88-3	Toluene	ND		75.1	64.2	85	76.6	63.0	82	2	38-135/23
87-61-6	1,2,3-Trichlorobenzene	ND		75.1	50.0	67	76.6	46.3	60	8	10-159/33
120-82-1	1,2,4-Trichlorobenzene	ND		75.1	52.2	69	76.6	48.9	64	7	10-161/33
71-55-6	1,1,1-Trichloroethane	ND		75.1	68.3	91	76.6	69.2	90	1	43-142/23
79-00-5	1,1,2-Trichloroethane	ND		75.1	69.2	92	76.6	66.5	87	4	37-135/25
79-01-6	Trichloroethene	ND		75.1	69.2	92	76.6	68.7	90	1	29-161/23
75-69-4	Trichlorofluoromethane	ND		75.1	60.6	81	76.6	67.8	89	11	14-160/29
75-01-4	Vinyl chloride	ND		75.1	59.0	79	76.6	66.3	87	12	31-140/24
	m,p-Xylene	ND		150	127	85	153	126	82	1	29-140/26
95-47-6	o-Xylene	ND		75.1	65.3	87	76.6	65.0	85	0	31-140/24
1330-20-7	Xylene (total)	ND		225	192	85	230	191	83	1	30-140/25

CAS No.	Surrogate Recoveries	MS	MSD	JB70517-1	Limits
1868-53-7	Dibromofluoromethane	100%	101%	100%	59-130%
17060-07-0	1,2-Dichloroethane-D4	90%	91%	95%	65-123%
2037-26-5	Toluene-D8	106%	105%	106%	77-125%
460-00-4	4-Bromofluorobenzene	97%	97%	99%	71-132%

* = Outside of Control Limits.

Matrix Spike/Matrix Spike Duplicate Summary

Job Number: JB70128
Account: LANGAN Langan Engineering & Environmental
Project: Carroll Gardens, 363-365 Bond Street, Brooklyn, NY

Sample	File ID	DF	Analyzed	By	Prep Date	Prep Batch	Analytical Batch
JB70089-1MS	2C121144.D	1	07/02/14	TP	n/a	n/a	V2C5522
JB70089-1MSD	2C121145.D	1	07/02/14	TP	n/a	n/a	V2C5522
JB70089-1	2C121139.D	1	07/02/14	TP	n/a	n/a	V2C5522

The QC reported here applies to the following samples: **Method:** SW846 8260C

JB70128-8, JB70128-9, JB70128-14

CAS No.	Compound	JB70089-1 ug/l	Q	Spike ug/l	MS ug/l	MS %	Spike ug/l	MSD ug/l	MSD %	RPD	Limits Rec/RPD
67-64-1	Acetone	ND		50	48.3	97	50	46.7	93	3	44-160/20
71-43-2	Benzene	ND		50	43.1	86	50	44.0	88	2	50-136/12
74-97-5	Bromochloromethane	ND		50	47.7	95	50	47.9	96	0	74-131/11
75-27-4	Bromodichloromethane	ND		50	53.0	106	50	53.4	107	1	74-132/11
75-25-2	Bromoform	ND		50	51.3	103	50	50.5	101	2	68-136/12
74-83-9	Bromomethane	ND		50	42.8	86	50	44.3	89	3	37-157/21
78-93-3	2-Butanone (MEK)	ND		50	43.1	86	50	44.5	89	3	60-145/15
75-15-0	Carbon disulfide	ND		50	37.8	76	50	38.8	78	3	37-143/17
56-23-5	Carbon tetrachloride	ND		50	40.8	82	50	41.0	82	0	46-152/17
108-90-7	Chlorobenzene	ND		50	46.5	93	50	46.7	93	0	70-127/12
75-00-3	Chloroethane	ND		50	39.9	80	50	41.4	83	4	44-147/16
67-66-3	Chloroform	ND		50	44.8	90	50	45.3	91	1	67-129/12
74-87-3	Chloromethane	ND		50	40.3	81	50	41.3	83	2	40-149/19
110-82-7	Cyclohexane	ND		50	33.1	66	50	33.8	68	2	31-153/21
96-12-8	1,2-Dibromo-3-chloropropane	ND		50	57.0	114	50	56.2	112	1	61-144/14
124-48-1	Dibromochloromethane	ND		50	53.5	107	50	53.1	106	1	74-131/10
106-93-4	1,2-Dibromoethane	ND		50	49.8	100	50	49.7	99	0	74-129/10
95-50-1	1,2-Dichlorobenzene	ND		50	50.7	101	50	52.0	104	3	73-126/11
541-73-1	1,3-Dichlorobenzene	ND		50	48.0	96	50	49.7	99	3	71-124/12
106-46-7	1,4-Dichlorobenzene	ND		50	48.1	96	50	49.2	98	2	71-123/12
75-71-8	Dichlorodifluoromethane	ND		50	34.7	69	50	35.5	71	2	20-161/25
75-34-3	1,1-Dichloroethane	ND		50	44.2	88	50	45.0	90	2	61-134/12
107-06-2	1,2-Dichloroethane	ND		50	54.7	109	50	55.0	110	1	68-137/11
75-35-4	1,1-Dichloroethene	ND		50	34.6	69	50	35.4	71	2	40-143/17
156-59-2	cis-1,2-Dichloroethene	ND		50	45.1	90	50	45.0	90	0	59-133/12
156-60-5	trans-1,2-Dichloroethene	ND		50	38.6	77	50	39.4	79	2	55-132/14
78-87-5	1,2-Dichloropropane	ND		50	48.0	96	50	49.1	98	2	70-128/11
10061-01-5	cis-1,3-Dichloropropene	ND		50	50.5	101	50	50.7	101	0	73-127/11
10061-02-6	trans-1,3-Dichloropropene	ND		50	51.6	103	50	52.1	104	1	72-128/11
100-41-4	Ethylbenzene	ND		50	44.8	90	50	45.1	90	1	49-137/13
76-13-1	Freon 113	ND		50	29.6	59	50	28.8	58	3	32-161/23
591-78-6	2-Hexanone	ND		50	45.6	91	50	46.6	93	2	59-145/14
98-82-8	Isopropylbenzene	ND		50	42.3	85	50	43.7	87	3	57-136/14
79-20-9	Methyl Acetate	ND		50	41.0	82	50	41.0	82	0	46-148/15
108-87-2	Methylcyclohexane	ND		50	28.8	58	50	29.1	58	1	30-155/21
1634-04-4	Methyl Tert Butyl Ether	ND		50	50.9	102	50	51.0	102	0	64-134/11

* = Outside of Control Limits.

Matrix Spike/Matrix Spike Duplicate Summary

Job Number: JB70128
Account: LANGAN Langan Engineering & Environmental
Project: Carroll Gardens, 363-365 Bond Street, Brooklyn, NY

Sample	File ID	DF	Analyzed	By	Prep Date	Prep Batch	Analytical Batch
JB70089-1MS	2C121144.D	1	07/02/14	TP	n/a	n/a	V2C5522
JB70089-1MSD	2C121145.D	1	07/02/14	TP	n/a	n/a	V2C5522
JB70089-1	2C121139.D	1	07/02/14	TP	n/a	n/a	V2C5522

The QC reported here applies to the following samples: **Method:** SW846 8260C

JB70128-8, JB70128-9, JB70128-14

CAS No.	Compound	JB70089-1 ug/l	Q	Spike ug/l	MS ug/l	MS %	Spike ug/l	MSD ug/l	MSD %	RPD	Limits Rec/RPD
108-10-1	4-Methyl-2-pentanone(MIBK)	ND		50	46.8	94	50	46.8	94	0	63-144/13
75-09-2	Methylene chloride	ND		50	45.3	91	50	46.1	92	2	64-128/11
100-42-5	Styrene	ND		50	48.7	97	50	48.9	98	0	67-130/12
79-34-5	1,1,2,2-Tetrachloroethane	ND		50	50.9	102	50	51.3	103	1	68-131/11
127-18-4	Tetrachloroethene	ND		50	41.5	83	50	42.0	84	1	48-143/15
108-88-3	Toluene	0.85	J	50	44.7	88	50	45.8	90	2	54-137/13
87-61-6	1,2,3-Trichlorobenzene	ND		50	54.9	110	50	55.9	112	2	62-143/13
120-82-1	1,2,4-Trichlorobenzene	ND		50	54.7	109	50	55.4	111	1	66-138/12
71-55-6	1,1,1-Trichloroethane	ND		50	42.2	84	50	42.2	84	0	52-145/16
79-00-5	1,1,2-Trichloroethane	ND		50	50.7	101	50	50.6	101	0	73-130/10
79-01-6	Trichloroethene	ND		50	42.7	85	50	44.0	88	3	54-141/13
75-69-4	Trichlorofluoromethane	ND		50	37.4	75	50	36.7	73	2	33-159/25
75-01-4	Vinyl chloride	ND		50	36.8	74	50	37.1	74	1	36-149/19
	m,p-Xylene	ND		100	86.6	87	100	88.1	88	2	50-137/12
95-47-6	o-Xylene	0.25	J	50	47.6	95	50	47.7	95	0	60-134/12
1330-20-7	Xylene (total)	0.61	J	150	134	89	150	136	90	1	53-136/12

CAS No.	Surrogate Recoveries	MS	MSD	JB70089-1	Limits
1868-53-7	Dibromofluoromethane	98%	98%	100%	79-120%
17060-07-0	1,2-Dichloroethane-D4	97%	96%	100%	72-123%
2037-26-5	Toluene-D8	100%	101%	103%	78-119%
460-00-4	4-Bromofluorobenzene	98%	99%	97%	74-119%

* = Outside of Control Limits.

Instrument Performance Check (BFB)

Job Number: JB70128
Account: LANGAN Langan Engineering & Environmental
Project: Carroll Gardens, 363-365 Bond Street, Brooklyn, NY

Sample:	V2C5480-BFB	**Injection Date:**	06/05/14
Lab File ID:	2C119185.D	**Injection Time:**	15:32
Instrument ID:	GCMS2C		

m/e	Ion Abundance Criteria	Raw Abundance	% Relative Abundance		Pass/Fail
50	15.0 - 40.0% of mass 95	23000	17.2		Pass
75	30.0 - 60.0% of mass 95	59576	44.6		Pass
95	Base peak, 100% relative abundance	133557	100.0		Pass
96	5.0 - 9.0% of mass 95	8454	6.33		Pass
173	Less than 2.0% of mass 174	0	0.00	(0.00) [a]	Pass
174	50.0 - 120.0% of mass 95	131576	98.5		Pass
175	5.0 - 9.0% of mass 174	9938	7.44	(7.55) [a]	Pass
176	95.0 - 101.0% of mass 174	128570	96.3	(97.7) [a]	Pass
177	5.0 - 9.0% of mass 176	8349	6.25	(6.49) [b]	Pass

(a) Value is % of mass 174
(b) Value is % of mass 176

This check applies to the following Samples, MS, MSD, Blanks, and Standards:

Lab Sample ID	Lab File ID	Date Analyzed	Time Analyzed	Hours Lapsed	Client Sample ID
V2C5480-IC5480	2C119186.D	06/05/14	16:19	00:47	Initial cal 0.2
V2C5480-IC5480	2C119187.D	06/05/14	16:48	01:16	Initial cal 0.5
V2C5480-IC5480	2C119188.D	06/05/14	17:16	01:44	Initial cal 1
V2C5480-IC5480	2C119189.D	06/05/14	17:45	02:13	Initial cal 2
V2C5480-IC5480	2C119190.D	06/05/14	18:14	02:42	Initial cal 5
V2C5480-IC5480	2C119191.D	06/05/14	18:43	03:11	Initial cal 10
V2C5480-IC5480	2C119192.D	06/05/14	19:11	03:39	Initial cal 20
V2C5480-ICC5480	2C119193.D	06/05/14	19:40	04:08	Initial cal 50
V2C5480-IC5480	2C119194.D	06/05/14	20:09	04:37	Initial cal 100
V2C5480-IC5480	2C119195.D	06/05/14	20:37	05:05	Initial cal 200
V2C5480-ICV5480	2C119198.D	06/05/14	22:03	06:31	Initial cal verification 50

Instrument Performance Check (BFB)

Job Number: JB70128
Account: LANGAN Langan Engineering & Environmental
Project: Carroll Gardens, 363-365 Bond Street, Brooklyn, NY

Sample:	V2C5522-BFB	**Injection Date:**	07/02/14
Lab File ID:	2C121131.D	**Injection Time:**	08:39
Instrument ID:	GCMS2C		

m/e	Ion Abundance Criteria	Raw Abundance	% Relative Abundance		Pass/Fail
50	15.0 - 40.0% of mass 95	20925	20.2		Pass
75	30.0 - 60.0% of mass 95	50802	49.1		Pass
95	Base peak, 100% relative abundance	103562	100.0		Pass
96	5.0 - 9.0% of mass 95	6756	6.52		Pass
173	Less than 2.0% of mass 174	0	0.00	(0.00) [a]	Pass
174	50.0 - 120.0% of mass 95	96877	93.5		Pass
175	5.0 - 9.0% of mass 174	7347	7.09	(7.58) [a]	Pass
176	95.0 - 101.0% of mass 174	92610	89.4	(95.6) [a]	Pass
177	5.0 - 9.0% of mass 176	6231	6.02	(6.73) [b]	Pass

(a) Value is % of mass 174
(b) Value is % of mass 176

This check applies to the following Samples, MS, MSD, Blanks, and Standards:

Lab Sample ID	Lab File ID	Date Analyzed	Time Analyzed	Hours Lapsed	Client Sample ID
V2C5522-CC5480	2C121132.D	07/02/14	09:12	00:33	Continuing cal 20
V2C5522-MB	2C121134.D	07/02/14	10:22	01:43	Method Blank
V2C5522-BS	2C121135.D	07/02/14	11:03	02:24	Blank Spike
ZZZZZZ	2C121137.D	07/02/14	12:14	03:35	(unrelated sample)
ZZZZZZ	2C121138.D	07/02/14	12:43	04:04	(unrelated sample)
JB70089-1	2C121139.D	07/02/14	13:13	04:34	(used for QC only; not part of job JB70128)
ZZZZZZ	2C121140.D	07/02/14	13:43	05:04	(unrelated sample)
ZZZZZZ	2C121141.D	07/02/14	14:13	05:34	(unrelated sample)
JB70128-8	2C121143.D	07/02/14	15:13	06:34	407-FB-18
JB70089-1MS	2C121144.D	07/02/14	15:43	07:04	Matrix Spike
JB70089-1MSD	2C121145.D	07/02/14	16:14	07:35	Matrix Spike Duplicate
JB70128-9	2C121147.D	07/02/14	17:17	08:38	408-TB-17
JB70128-14	2C121148.D	07/02/14	17:49	09:10	413-FB-19
ZZZZZZ	2C121149.D	07/02/14	18:21	09:42	(unrelated sample)
ZZZZZZ	2C121150.D	07/02/14	18:54	10:15	(unrelated sample)

Instrument Performance Check (BFB)

Job Number: JB70128
Account: LANGAN Langan Engineering & Environmental
Project: Carroll Gardens, 363-365 Bond Street, Brooklyn, NY

Sample:	V3C4989-BFB	**Injection Date:**	06/17/14
Lab File ID:	3C110758.D	**Injection Time:**	17:37
Instrument ID:	GCMS3C		

m/e	Ion Abundance Criteria	Raw Abundance	% Relative Abundance		Pass/Fail
50	15.0 - 40.0% of mass 95	8958	20.2		Pass
75	30.0 - 60.0% of mass 95	22392	50.5		Pass
95	Base peak, 100% relative abundance	44384	100.0		Pass
96	5.0 - 9.0% of mass 95	2978	6.71		Pass
173	Less than 2.0% of mass 174	0	0.00	(0.00) [a]	Pass
174	50.0 - 120.0% of mass 95	31696	71.4		Pass
175	5.0 - 9.0% of mass 174	2537	5.72	(8.00) [a]	Pass
176	95.0 - 101.0% of mass 174	31026	69.9	(97.9) [a]	Pass
177	5.0 - 9.0% of mass 176	2023	4.56	(6.52) [b]	Pass

(a) Value is % of mass 174
(b) Value is % of mass 176

This check applies to the following Samples, MS, MSD, Blanks, and Standards:

Lab Sample ID	Lab File ID	Date Analyzed	Time Analyzed	Hours Lapsed	Client Sample ID
V3C4989-IC4989	3C110759.D	06/17/14	18:16	00:39	Initial cal 0.2
V3C4989-IC4989	3C110760.D	06/17/14	18:44	01:07	Initial cal 0.5
V3C4989-IC4989	3C110761.D	06/17/14	19:12	01:35	Initial cal 1
V3C4989-IC4989	3C110762.D	06/17/14	19:40	02:03	Initial cal 2
V3C4989-IC4989	3C110763.D	06/17/14	20:07	02:30	Initial cal 5
V3C4989-IC4989	3C110764.D	06/17/14	20:35	02:58	Initial cal 10
V3C4989-IC4989	3C110765.D	06/17/14	21:03	03:26	Initial cal 20
V3C4989-ICC4989	3C110766.D	06/17/14	21:31	03:54	Initial cal 50
V3C4989-IC4989	3C110767.D	06/17/14	21:59	04:22	Initial cal 100
V3C4989-IC4989	3C110768.D	06/17/14	22:26	04:49	Initial cal 200
V3C4989-ICV4989	3C110771.D	06/17/14	23:49	06:12	Initial cal verification 50

Instrument Performance Check (BFB)

Job Number: JB70128
Account: LANGAN Langan Engineering & Environmental
Project: Carroll Gardens, 363-365 Bond Street, Brooklyn, NY

Sample:	V3C5008-BFB	**Injection Date:**	06/27/14
Lab File ID:	3C111160.D	**Injection Time:**	14:43
Instrument ID:	GCMS3C		

m/e	Ion Abundance Criteria	Raw Abundance	% Relative Abundance		Pass/Fail
50	15.0 - 40.0% of mass 95	15909	25.7		Pass
75	30.0 - 60.0% of mass 95	34664	56.1		Pass
95	Base peak, 100% relative abundance	61842	100.0		Pass
96	5.0 - 9.0% of mass 95	4459	7.21		Pass
173	Less than 2.0% of mass 174	0	0.00	(0.00) [a]	Pass
174	50.0 - 120.0% of mass 95	41669	67.4		Pass
175	5.0 - 9.0% of mass 174	3302	5.34	(7.92) [a]	Pass
176	95.0 - 101.0% of mass 174	41378	66.9	(99.3) [a]	Pass
177	5.0 - 9.0% of mass 176	2785	4.50	(6.73) [b]	Pass

(a) Value is % of mass 174
(b) Value is % of mass 176

This check applies to the following Samples, MS, MSD, Blanks, and Standards:

Lab Sample ID	Lab File ID	Date Analyzed	Time Analyzed	Hours Lapsed	Client Sample ID
V3C5008-CC4989	3C111161.D	06/27/14	15:11	00:28	Continuing cal 20
V3C5008-MB	3C111163.D	06/27/14	16:14	01:31	Method Blank
V3C5008-BS	3C111164.D	06/27/14	16:41	01:58	Blank Spike
JB70128-13	3C111166.D	06/27/14	18:03	03:20	412-PE-107
JB70128-1	3C111167.D	06/27/14	18:31	03:48	400-PE-15
ZZZZZZ	3C111168.D	06/27/14	18:59	04:16	(unrelated sample)
JB70128-13MS	3C111169.D	06/27/14	19:27	04:44	Matrix Spike
JB70128-13MSD	3C111170.D	06/27/14	19:54	05:11	Matrix Spike Duplicate
ZZZZZZ	3C111172.D	06/27/14	20:50	06:07	(unrelated sample)
ZZZZZZ	3C111173.D	06/27/14	21:18	06:35	(unrelated sample)
ZZZZZZ	3C111174.D	06/27/14	21:45	07:02	(unrelated sample)
ZZZZZZ	3C111175.D	06/27/14	22:13	07:30	(unrelated sample)
ZZZZZZ	3C111176.D	06/27/14	22:40	07:57	(unrelated sample)
JB70128-2	3C111177.D	06/27/14	23:08	08:25	401-PE-14
JB70128-3	3C111178.D	06/27/14	23:35	08:52	402-PE-12
JB70128-4	3C111179.D	06/28/14	00:03	09:20	403-DUP-7
JB70128-5	3C111180.D	06/28/14	00:31	09:48	404-PE-33
JB70128-6	3C111181.D	06/28/14	00:59	10:16	405-PE-35
JB70128-7	3C111182.D	06/28/14	01:26	10:43	406-PE-34
JB70128-10	3C111183.D	06/28/14	01:54	11:11	409-PE-31
JB70128-11	3C111184.D	06/28/14	02:22	11:39	410-PE-36

Instrument Performance Check (BFB)

Job Number: JB70128
Account: LANGAN Langan Engineering & Environmental
Project: Carroll Gardens, 363-365 Bond Street, Brooklyn, NY

Sample:	VY6377-BFB	**Injection Date:**	06/24/14
Lab File ID:	Y146732.D	**Injection Time:**	10:07
Instrument ID:	GCMSY		

m/e	Ion Abundance Criteria	Raw Abundance	% Relative Abundance		Pass/Fail
50	15.0 - 40.0% of mass 95	7405	16.3		Pass
75	30.0 - 60.0% of mass 95	19448	42.8		Pass
95	Base peak, 100% relative abundance	45440	100.0		Pass
96	5.0 - 9.0% of mass 95	3021	6.65		Pass
173	Less than 2.0% of mass 174	0	0.00	(0.00) [a]	Pass
174	50.0 - 120.0% of mass 95	43845	96.5		Pass
175	5.0 - 9.0% of mass 174	3358	7.39	(7.66) [a]	Pass
176	95.0 - 101.0% of mass 174	42872	94.3	(97.8) [a]	Pass
177	5.0 - 9.0% of mass 176	2860	6.29	(6.67) [b]	Pass

(a) Value is % of mass 174
(b) Value is % of mass 176

This check applies to the following Samples, MS, MSD, Blanks, and Standards:

Lab Sample ID	Lab File ID	Date Analyzed	Time Analyzed	Hours Lapsed	Client Sample ID
VY6377-IC6377	Y146733.D	06/24/14	11:30	01:23	Initial cal 0.2
VY6377-IC6377	Y146734.D	06/24/14	11:58	01:51	Initial cal 0.5
VY6377-IC6377	Y146735.D	06/24/14	12:27	02:20	Initial cal 1
VY6377-IC6377	Y146736.D	06/24/14	12:56	02:49	Initial cal 2
VY6377-IC6377	Y146737.D	06/24/14	13:25	03:18	Initial cal 5
VY6377-IC6377	Y146738.D	06/24/14	13:54	03:47	Initial cal 10
VY6377-IC6377	Y146739.D	06/24/14	14:22	04:15	Initial cal 20
VY6377-ICC6377	Y146740.D	06/24/14	14:50	04:43	Initial cal 50
VY6377-IC6377	Y146741.D	06/24/14	15:20	05:13	Initial cal 100
VY6377-IC6377	Y146742.D	06/24/14	15:48	05:41	Initial cal 200

Instrument Performance Check (BFB)

Job Number: JB70128
Account: LANGAN Langan Engineering & Environmental
Project: Carroll Gardens, 363-365 Bond Street, Brooklyn, NY

Sample:	VY6377-BFB2	**Injection Date:**	06/25/14
Lab File ID:	Y146747.D	**Injection Time:**	09:32
Instrument ID:	GCMSY		

m/e	Ion Abundance Criteria	Raw Abundance	% Relative Abundance		Pass/Fail
50	15.0 - 40.0% of mass 95	9478	16.3		Pass
75	30.0 - 60.0% of mass 95	25410	43.6		Pass
95	Base peak, 100% relative abundance	58253	100.0		Pass
96	5.0 - 9.0% of mass 95	3921	6.73		Pass
173	Less than 2.0% of mass 174	0	0.00	(0.00) [a]	Pass
174	50.0 - 120.0% of mass 95	55309	94.9		Pass
175	5.0 - 9.0% of mass 174	4235	7.27	(7.66) [a]	Pass
176	95.0 - 101.0% of mass 174	54496	93.6	(98.5) [a]	Pass
177	5.0 - 9.0% of mass 176	3483	5.98	(6.39) [b]	Pass

(a) Value is % of mass 174
(b) Value is % of mass 176

This check applies to the following Samples, MS, MSD, Blanks, and Standards:

Lab Sample ID	Lab File ID	Date Analyzed	Time Analyzed	Hours Lapsed	Client Sample ID
VY6377-ICV6377	Y146748.D	06/25/14	10:14	00:42	Initial cal verification 50

Instrument Performance Check (BFB)

Job Number: JB70128
Account: LANGAN Langan Engineering & Environmental
Project: Carroll Gardens, 363-365 Bond Street, Brooklyn, NY

Sample:	VY6385-BFB	**Injection Date:**	07/01/14
Lab File ID:	Y146907.D	**Injection Time:**	15:09
Instrument ID:	GCMSY		

m/e	Ion Abundance Criteria	Raw Abundance	% Relative Abundance		Pass/Fail
50	15.0 - 40.0% of mass 95	7791	16.8		Pass
75	30.0 - 60.0% of mass 95	20162	43.4		Pass
95	Base peak, 100% relative abundance	46477	100.0		Pass
96	5.0 - 9.0% of mass 95	3115	6.70		Pass
173	Less than 2.0% of mass 174	0	0.00	(0.00) [a]	Pass
174	50.0 - 120.0% of mass 95	44530	95.8		Pass
175	5.0 - 9.0% of mass 174	3460	7.44	(7.77) [a]	Pass
176	95.0 - 101.0% of mass 174	43237	93.0	(97.1) [a]	Pass
177	5.0 - 9.0% of mass 176	2844	6.12	(6.58) [b]	Pass

(a) Value is % of mass 174
(b) Value is % of mass 176

This check applies to the following Samples, MS, MSD, Blanks, and Standards:

Lab Sample ID	Lab File ID	Date Analyzed	Time Analyzed	Hours Lapsed	Client Sample ID
VY6385-CC6377	Y146908.D	07/01/14	15:50	00:41	Continuing cal 20
VY6385-MB	Y146910.D	07/01/14	16:55	01:46	Method Blank
VY6385-BS	Y146911.D	07/01/14	17:36	02:27	Blank Spike
JB70517-1	Y146913.D	07/01/14	18:45	03:36	(used for QC only; not part of job JB70128)
ZZZZZZ	Y146914.D	07/01/14	19:14	04:05	(unrelated sample)
JB70517-1MS	Y146915.D	07/01/14	19:43	04:34	Matrix Spike
JB70517-1MSD	Y146916.D	07/01/14	20:12	05:03	Matrix Spike Duplicate
ZZZZZZ	Y146918.D	07/01/14	21:09	06:00	(unrelated sample)
ZZZZZZ	Y146919.D	07/01/14	21:38	06:29	(unrelated sample)
ZZZZZZ	Y146920.D	07/01/14	22:07	06:58	(unrelated sample)
ZZZZZZ	Y146921.D	07/01/14	22:36	07:27	(unrelated sample)
ZZZZZZ	Y146922.D	07/01/14	23:04	07:55	(unrelated sample)
ZZZZZZ	Y146923.D	07/01/14	23:33	08:24	(unrelated sample)
ZZZZZZ	Y146924.D	07/02/14	00:02	08:53	(unrelated sample)
ZZZZZZ	Y146925.D	07/02/14	00:31	09:22	(unrelated sample)
JB70128-12	Y146926.D	07/02/14	00:59	09:50	411-PE-19

Volatile Internal Standard Area Summary

Job Number: JB70128
Account: LANGAN Langan Engineering & Environmental
Project: Carroll Gardens, 363-365 Bond Street, Brooklyn, NY

Check Std:	V2C5522-CC5480	**Injection Date:**	07/02/14
Lab File ID:	2C121132.D	**Injection Time:**	09:12
Instrument ID:	GCMS2C	**Method:**	SW846 8260C

	IS 1 AREA	RT	IS 2 AREA	RT	IS 3 AREA	RT	IS 4 AREA	RT	IS 5 AREA	RT
Check Std	190824	7.23	392801	9.73	474840	10.69	412037	13.79	225731	15.98
Upper Limit [a]	381648	7.73	785602	10.23	949680	11.19	824074	14.29	451462	16.48
Lower Limit [b]	95412	6.73	196401	9.23	237420	10.19	206019	13.29	112866	15.48

Lab Sample ID	IS 1 AREA	RT	IS 2 AREA	RT	IS 3 AREA	RT	IS 4 AREA	RT	IS 5 AREA	RT
V2C5522-MB	186038	7.22	382258	9.74	463340	10.69	403840	13.79	215914	15.98
V2C5522-BS	183634	7.23	372717	9.73	459317	10.69	389413	13.79	211357	15.98
ZZZZZZ	198379	7.23	405940	9.74	493025	10.69	430409	13.79	231307	15.98
ZZZZZZ	184083	7.22	387350	9.74	470362	10.69	404637	13.79	219474	15.98
JB70089-1	187722	7.23	392193	9.74	475360	10.69	405275	13.79	215958	15.98
ZZZZZZ	185150	7.23	377940	9.74	459745	10.69	400624	13.79	210942	15.98
ZZZZZZ	193257	7.23	382461	9.74	476524	10.69	409148	13.79	224375	15.98
JB70128-8	202908	7.23	436687	9.74	513147	10.69	436168	13.79	230729	15.98
JB70089-1MS	205975	7.23	428885	9.74	512549	10.69	418156	13.79	227194	15.98
JB70089-1MSD	214252	7.23	437039	9.74	517312	10.69	429225	13.79	227849	15.98
JB70128-9	198853	7.24	421835	9.74	499747	10.69	422297	13.79	217347	15.98
JB70128-14	185149	7.24	411954	9.74	494558	10.69	409585	13.79	215344	15.98
ZZZZZZ	203539	7.24	409154	9.74	488841	10.69	413198	13.79	216935	15.98
ZZZZZZ	286167	7.23	430902	9.74	521266	10.69	433712	13.79	230753	15.98

IS 1 = Tert Butyl Alcohol-D9
IS 2 = Pentafluorobenzene
IS 3 = 1,4-Difluorobenzene
IS 4 = Chlorobenzene-D5
IS 5 = 1,4-Dichlorobenzene-d4

(a) Upper Limit = +100% of check standard area; Retention time +0.5 minutes.
(b) Lower Limit = -50% of check standard area; Retention time -0.5 minutes.

Volatile Internal Standard Area Summary

Job Number: JB70128
Account: LANGAN Langan Engineering & Environmental
Project: Carroll Gardens, 363-365 Bond Street, Brooklyn, NY

Check Std:	V3C5008-CC4989	**Injection Date:**	06/27/14
Lab File ID:	3C111161.D	**Injection Time:**	15:11
Instrument ID:	GCMS3C	**Method:**	SW846 8260C

	IS 1 AREA	RT	IS 2 AREA	RT	IS 3 AREA	RT	IS 4 AREA	RT	IS 5 AREA	RT
Check Std	73956	7.30	191277	9.54	259646	10.46	176001	13.59	71566	15.88
Upper Limit [a]	147912	7.80	382554	10.04	519292	10.96	352002	14.09	143132	16.38
Lower Limit [b]	36978	6.80	95639	9.04	129823	9.96	88001	13.09	35783	15.38

Lab Sample ID	IS 1 AREA	RT	IS 2 AREA	RT	IS 3 AREA	RT	IS 4 AREA	RT	IS 5 AREA	RT
V3C5008-MB	65008	7.31	163380	9.54	216002	10.46	148466	13.59	57308	15.88
V3C5008-BS	80981	7.30	193458	9.54	261726	10.46	180905	13.59	75301	15.88
JB70128-13	94819	7.30	197721	9.54	268356	10.46	184462	13.59	69787	15.88
JB70128-1	68175	7.31	184969	9.54	249549	10.46	172876	13.59	65374	15.88
ZZZZZZ	75871	7.30	197897	9.54	267368	10.46	183496	13.59	70245	15.88
JB70128-13MS	65709	7.31	196393	9.54	265139	10.46	179776	13.59	73329	15.88
JB70128-13MSD	76766	7.30	203097	9.54	280089	10.46	190599	13.59	76455	15.88
ZZZZZZ	69512	7.31	180635	9.54	244708	10.46	165559	13.59	62758	15.88
ZZZZZZ	83293	7.30	195523	9.54	265554	10.46	182197	13.59	70741	15.88
ZZZZZZ	74227	7.30	188211	9.54	254488	10.46	173548	13.59	66202	15.88
ZZZZZZ	81288	7.30	194598	9.54	260727	10.46	180218	13.59	68484	15.88
ZZZZZZ	71037	7.30	182433	9.54	239972	10.46	166801	13.59	65041	15.88
JB70128-2	71185	7.30	196211	9.54	264881	10.45	183750	13.59	70251	15.88
JB70128-3	46041	7.31	187992	9.54	253286	10.46	173589	13.59	67938	15.88
JB70128-4	64319	7.31	199407	9.54	267450	10.46	184648	13.59	71297	15.88
JB70128-5	71177	7.30	182173	9.54	245569	10.46	171773	13.59	66504	15.88
JB70128-6	79595	7.31	197412	9.54	267964	10.46	183336	13.59	72270	15.88
JB70128-7	80448	7.31	191426	9.54	257710	10.46	178103	13.59	69156	15.88
JB70128-10	79994	7.30	199255	9.54	270565	10.46	188412	13.59	71833	15.88
JB70128-11	82390	7.31	190688	9.54	257892	10.46	180105	13.59	69608	15.88

IS 1 = Tert Butyl Alcohol-D9
IS 2 = Pentafluorobenzene
IS 3 = 1,4-Difluorobenzene
IS 4 = Chlorobenzene-D5
IS 5 = 1,4-Dichlorobenzene-d4

(a) Upper Limit = +100% of check standard area; Retention time +0.5 minutes.
(b) Lower Limit = -50% of check standard area; Retention time -0.5 minutes.

Volatile Internal Standard Area Summary

Job Number: JB70128
Account: LANGAN Langan Engineering & Environmental
Project: Carroll Gardens, 363-365 Bond Street, Brooklyn, NY

Check Std:	VY6385-CC6377	**Injection Date:**	07/01/14
Lab File ID:	Y146908.D	**Injection Time:**	15:50
Instrument ID:	GCMSY	**Method:**	SW846 8260C

	IS 1 AREA	RT	IS 2 AREA	RT	IS 3 AREA	RT	IS 4 AREA	RT	IS 5 AREA	RT
Check Std	66302	7.35	172995	9.52	207285	10.44	174852	13.56	89628	15.84
Upper Limit [a]	132604	7.85	345990	10.02	414570	10.94	349704	14.06	179256	16.34
Lower Limit [b]	33151	6.85	86498	9.02	103643	9.94	87426	13.06	44814	15.34

Lab Sample ID	IS 1 AREA	RT	IS 2 AREA	RT	IS 3 AREA	RT	IS 4 AREA	RT	IS 5 AREA	RT
VY6385-MB	58284	7.35	166263	9.53	199067	10.44	167652	13.56	84068	15.85
VY6385-BS	68012	7.36	176187	9.52	209510	10.44	179752	13.56	90768	15.84
JB70517-1	61834	7.36	165616	9.53	197888	10.44	169610	13.56	82733	15.85
ZZZZZZ	71596	7.36	173425	9.53	207938	10.44	174308	13.56	82761	15.85
JB70517-1MS	58786	7.36	177132	9.53	213387	10.44	179552	13.56	90592	15.85
JB70517-1MSD	52098	7.36	173330	9.53	208290	10.44	174000	13.56	90682	15.84
ZZZZZZ	63573	7.35	168726	9.53	201031	10.44	172078	13.56	87631	15.85
ZZZZZZ	60003	7.36	171285	9.52	201932	10.44	172332	13.56	88581	15.85
ZZZZZZ	57332	7.36	171409	9.52	204272	10.44	175251	13.56	90058	15.85
ZZZZZZ	53422	7.36	159094	9.52	187685	10.44	162118	13.56	81360	15.85
ZZZZZZ	56227	7.36	166223	9.53	202623	10.44	174821	13.56	88016	15.85
ZZZZZZ	48594	7.36	150159	9.53	180358	10.44	153958	13.56	77653	15.85
ZZZZZZ	56733	7.36	180594	9.53	213991	10.44	181200	13.56	90642	15.85
ZZZZZZ	67100	7.36	171903	9.53	207360	10.44	176644	13.56	87388	15.85
JB70128-12	68818	7.36	160714	9.53	196055	10.44	168815	13.56	81596	15.85

IS 1 = Tert Butyl Alcohol-D9
IS 2 = Pentafluorobenzene
IS 3 = 1,4-Difluorobenzene
IS 4 = Chlorobenzene-D5
IS 5 = 1,4-Dichlorobenzene-d4

(a) Upper Limit = +100% of check standard area; Retention time +0.5 minutes.
(b) Lower Limit = -50% of check standard area; Retention time -0.5 minutes.

Volatile Surrogate Recovery Summary

Job Number: JB70128
Account: LANGAN Langan Engineering & Environmental
Project: Carroll Gardens, 363-365 Bond Street, Brooklyn, NY

Method: SW846 8260C **Matrix:** AQ

Samples and QC shown here apply to the above method

Lab Sample ID	Lab File ID	S1	S2	S3	S4
JB70128-8	2C121143.D	98	98	101	97
JB70128-9	2C121147.D	98	99	103	99
JB70128-14	2C121148.D	99	102	100	97
JB70089-1MS	2C121144.D	98	97	100	98
JB70089-1MSD	2C121145.D	98	96	101	99
V2C5522-BS	2C121135.D	101	101	105	97
V2C5522-MB	2C121134.D	101	103	105	95

Surrogate Compounds	Recovery Limits
S1 = Dibromofluoromethane	79-120%
S2 = 1,2-Dichloroethane-D4	72-123%
S3 = Toluene-D8	78-119%
S4 = 4-Bromofluorobenzene	74-119%

Volatile Surrogate Recovery Summary

Job Number: JB70128
Account: LANGAN Langan Engineering & Environmental
Project: Carroll Gardens, 363-365 Bond Street, Brooklyn, NY

Method: SW846 8260C **Matrix:** SO

Samples and QC shown here apply to the above method

Lab Sample ID	Lab File ID	S1	S2	S3	S4
JB70128-1	3C111167.D	109	108	105	118
JB70128-2	3C111177.D	110	105	105	117
JB70128-3	3C111178.D	109	105	104	115
JB70128-4	3C111179.D	111	106	105	116
JB70128-5	3C111180.D	109	107	109	118
JB70128-6	3C111181.D	110	107	104	114
JB70128-7	3C111182.D	108	105	105	117
JB70128-10	3C111183.D	111	111	105	116
JB70128-11	3C111184.D	110	109	105	116
JB70128-12	Y146926.D	104	103	105	107
JB70128-13	3C111166.D	114	113	103	118
JB70128-13MS	3C111169.D	108	96	106	115
JB70128-13MSD	3C111170.D	110	100	105	116
JB70517-1MS	Y146915.D	100	90	106	97
JB70517-1MSD	Y146916.D	101	91	105	97
V3C5008-BS	3C111164.D	110	104	106	113
V3C5008-MB	3C111163.D	104	100	106	115
VY6385-BS	Y146911.D	98	91	106	98
VY6385-MB	Y146910.D	99	91	104	95

Surrogate Compounds	Recovery Limits
S1 = Dibromofluoromethane	59-130%
S2 = 1,2-Dichloroethane-D4	65-123%
S3 = Toluene-D8	77-125%
S4 = 4-Bromofluorobenzene	71-132%

Initial Calibration Summary

Job Number: JB70128 **Sample:** V2C5480-ICC5480
Account: LANGAN Langan Engineering & Environmental **Lab FileID:** 2C119193.D
Project: Carroll Gardens, 363-365 Bond Street, Brooklyn, NY

Response Factor Report Instrument #1

Method : C:\MSDCHEM\1\METHODS\M2C5480.M (RTE Integrator)
Title : SW846 8260B, Column ZB624 60mX0.25mmX1.4um
Last Update : Mon Jun 09 09:24:56 2014
Response via : Initial Calibration

Calibration Files
1 =2C119188.D 2 =2C119189.D 100 =2C119194.D 50 =2C119193.D
20 =2C119192.D 200 =2C119195.D 5 =2C119190.D 10 =2C119191.D
0.5 =2C119187.D 0.2 =2C119186.D = =

Compound	1	2	100	50	20	200	5	10	0.5	0.2	Avg	%RSD
1) I Tert Butyl Alcohol-d9	----------ISTD----------											
2) tertiary butyl alcohol	1.034	1.097	1.163	1.200	1.194	1.156	1.113	1.309			1.158	7.06
3) ethanol	0.065	0.070	0.069	0.065	0.070	0.048	0.067	0.076			0.066	12.28
4) 1,4-dioxane			0.087	0.075	0.080	0.061	0.070	0.089			0.077	13.57
5) I pentafluorobenzene	----------ISTD----------											
6) FREON 115											0.000#	-1.00
7) FREON 23											0.000#	-1.00
8) FREON 143A											0.000#	-1.00
9) FREON 152A											0.000#	-1.00
10) CHLOROTRIFLUOROETHENE											0.000#	-1.00
11) chlorodifluoromethane	0.343	0.364	0.408	0.421	0.409	0.400	0.365	0.471	0.303	0.334	0.382	12.95
12) dichlorodifluoromethane			0.339	0.395	0.429	0.415	0.399	0.395	0.468		0.406	9.72
13) FREON 114											0.000#	-1.00
14) FREON 142B											0.000#	-1.00
15) chloromethane	0.470	0.509	0.557	0.579	0.565	0.552	0.532	0.613	0.542		0.546	7.50
16) vinyl chloride	0.393	0.436	0.509	0.532	0.524	0.505	0.479	0.569	0.414		0.485	12.16
17) bromomethane	0.269	0.286	0.287	0.323	0.323	0.282	0.306	0.346	0.296	0.321	0.304	7.88
18) chloroethane	0.192	0.193	0.226	0.242	0.247	0.226	0.217	0.265	0.172		0.220	13.64
19) trichlorofluoromethane			0.420	0.536	0.558	0.544	0.531	0.490	0.594		0.525	10.64
20) pentane											0.000#	-1.00
21) ethyl ether			0.166	0.213	0.221	0.210	0.211	0.191	0.220		0.204	9.69
22) 2-CHLOROPROPANE	0.686	0.559	0.606	0.625	0.595	0.592	0.609	0.700			0.621	7.72
23) FREON 123												

```
                                                                    0.000#  -1.00
24)  FREON 141B
                                                                    0.000#  -1.00
25)  FREON 123A
                                                                    0.000#  -1.00
26)  acrolein
      0.102 0.101       0.105 0.104       0.097 0.113               0.104    4.98
27)  1,1-dichloroethene
      0.248 0.276 0.326 0.337 0.319 0.320 0.300 0.354 0.242         0.302   12.97
28)  acetone
                  0.042 0.044 0.039 0.038 0.032 0.037               0.039   11.11
29)  allyl chloride
                  0.204 0.207 0.203 0.202 0.183 0.225               0.204    6.48
30)  acetonitrile
                  0.044 0.044 0.046 0.034 0.052 0.052               0.045   14.13
31)  iodomethane
            0.540 0.650 0.656 0.624 0.637 0.598 0.681               0.627    7.38
32)  iso-butyl alcohol
                  0.005 0.005 0.005 0.005 0.003 0.004               0.004#  23.46
            ----- Linear regression -----  Coefficient =  0.9951
              Response Ratio = 0.00143 + 0.00472 *A

33)  carbon disulfide
      0.893 1.000 1.123 1.167 1.097 1.102 1.056 1.193 0.896 0.964   1.049   10.16
34)  methylene chloride
      0.298 0.339 0.375 0.388 0.372 0.367 0.352 0.402 0.316 0.363   0.357    8.90
35)  1-CHLOROPROPANE
                  0.636 0.695 0.721 0.605 0.724 0.867               0.708   12.91
36)  methyl acetate
      0.359 0.357 0.391 0.391 0.384 0.364 0.359 0.392 0.299         0.366    8.01
37)  methyl tert butyl ether
      0.855 0.970 1.073 1.109 1.083 1.012 1.028 1.145 0.885 0.955   1.011    9.43
38)  trans-1,2-dichloroethene
      0.281 0.323 0.340 0.359 0.347 0.333 0.336 0.378 0.302         0.333    8.68
39)  di-isopropyl ether
      1.192 1.142 1.261 1.321 1.328 1.184 1.223 1.417 1.063 1.230   1.236    8.19
40)  2-butanone
                  0.058 0.056 0.053 0.053 0.043 0.054               0.053    9.92
41)  1,1-dichloroethane
      0.498 0.576 0.667 0.707 0.678 0.647 0.640 0.721 0.517 0.494   0.615   14.09
42)  chloroprene
            0.436 0.507 0.535 0.525 0.496 0.470 0.572               0.506    8.78
43)  acrylonitrile
      0.130 0.161 0.186 0.190 0.185 0.171 0.167 0.194               0.173   12.11
44)  vinyl acetate
                  0.071 0.070 0.067 0.069       0.062               0.068    5.50
45)  ethyl tert-butyl ether
      1.011 1.002 1.161 1.198 1.181 1.096 1.102 1.281 0.867 0.919   1.082   12.08
46)  ethyl acetate
            0.056 0.068 0.071 0.076 0.070 0.070 0.074               0.069    9.36
47)  2,2-dichloropropane
      0.390 0.430 0.434 0.462 0.451 0.414 0.438 0.499               0.440    7.39
48)  cis-1,2-dichloroethene
      0.280 0.334 0.385 0.402 0.390 0.375 0.372 0.412 0.322         0.363   11.83
49)  propionitrile
      0.054 0.063 0.074 0.073 0.073 0.065 0.068 0.078               0.068   11.18
50)  bromochloromethane
      0.134 0.167 0.203 0.206 0.202 0.197 0.187 0.211               0.188   13.80
51)  tetrahydrofuran
      0.204 0.179 0.177 0.176 0.170 0.158 0.182 0.194 0.166         0.178    7.89
```

Initial Calibration Summary

Job Number: JB70128 **Sample:** V2C5480-ICC5480
Account: LANGAN Langan Engineering & Environmental **Lab FileID:** 2C119193.D
Project: Carroll Gardens, 363-365 Bond Street, Brooklyn, NY

52)	chloroform												
	0.502	0.561	0.606	0.640	0.620	0.590	0.592	0.665	0.550	0.685	0.601		9.17
53)	t-butyl formate												
	0.262	0.266	0.318	0.324	0.330	0.295	0.287	0.344			0.303		10.05
54)	dibromofluoromethane (s)												
	0.344	0.330	0.335	0.344	0.342	0.330	0.318	0.367			0.339		4.26
55)	1,2-dichloroethane-d4 (s)												
	0.398	0.393	0.389	0.400	0.399	0.375	0.378	0.431			0.395		4.34
56)	freon 113												
		0.260	0.268	0.252	0.258	0.215	0.283				0.256		8.88
57)	methacrylonitrile												
	0.239	0.257	0.301	0.302	0.284	0.287	0.253	0.297			0.277		8.82
58)	1,1,1-trichloroethane												
	0.391	0.440	0.489	0.511	0.487	0.475	0.464	0.533	0.376		0.463		11.33
59)	Cyclohexane												
	0.377	0.425	0.482	0.497	0.478	0.468	0.452	0.493			0.459		8.88
60)	tert amyl alcohol												
											0.000#		-1.00
61)	I 1,4-difluorobenzene	----------ISTD----------											
62)	Di-isobutylene												
											0.000#		-1.00
63)	epichlorohydrin												
	0.034	0.037	0.042	0.040	0.040	0.037	0.039	0.045	0.028		0.038		12.51
64)	n-butyl alcohol												
		0.010	0.013	0.011	0.011	0.009	0.010	0.012			0.011		12.24
65)	carbon tetrachloride												
	0.275	0.331	0.370	0.388	0.374	0.362	0.360	0.407	0.284		0.350		12.87
66)	1,1-dichloropropene												
	0.292	0.352	0.383	0.405	0.386	0.376	0.377	0.420	0.303	0.299	0.359		12.77
67)	hexane												
	0.330	0.344	0.387	0.403	0.393	0.380	0.358	0.437	0.300	0.420	0.375		11.28
68)	tert amyl ethyl ether												
											0.000#		-1.00
69)	iso-octane												
	0.688	0.792	0.759	0.815	0.835	0.717	0.783	0.964	0.680	0.647	0.768		12.07
70)	benzene												
	0.944	1.054	1.111	1.179	1.134	1.072	1.109	1.247	0.985	1.208	1.104		8.59
71)	tert-amyl methyl ether												
	0.188	0.180	0.198	0.204	0.207	0.188	0.197	0.230	0.132		0.192		13.84
72)	heptane												
	0.224	0.271	0.326	0.329	0.323	0.327	0.267	0.356			0.303		14.58
73)	isopropyl acetate												
	0.753	0.758	0.738	0.759	0.736	0.680	0.710	0.814	0.753		0.745		4.95
74)	1,2-dichloroethane												
	0.288	0.331	0.365	0.386	0.384	0.344	0.363	0.405	0.271		0.348		13.00
75)	trichloroethene												
	0.230	0.252	0.288	0.297	0.284	0.284	0.266	0.310	0.221		0.270		11.18
76)	2-nitropropane												
	0.139	0.146	0.132	0.134	0.140	0.124	0.147	0.146	0.172		0.142		9.61
77)	2-chloroethyl vinyl ether												
	0.156	0.161	0.211	0.213	0.209	0.201	0.179	0.216			0.193		12.64
78)	methyl methacrylate												
		0.067	0.091	0.093	0.090	0.088	0.081	0.093			0.086		10.86
79)	1,2-dichloropropane												
	0.241	0.281	0.307	0.324	0.308	0.296	0.297	0.338	0.211		0.289		13.90
80)	dibromomethane												
	0.152	0.171	0.194	0.201	0.196	0.189	0.185	0.209	0.129		0.181		14.31
81)	methylcyclohexane												
	0.385	0.405	0.466	0.486	0.477	0.451	0.409	0.527			0.451		10.71

Initial Calibration Summary

Job Number: JB70128 **Sample:** V2C5480-ICC5480
Account: LANGAN Langan Engineering & Environmental **Lab FileID:** 2C119193.D
Project: Carroll Gardens, 363-365 Bond Street, Brooklyn, NY

82)	bromodichloromethane												
	0.306	0.344	0.403	0.412	0.390	0.390	0.368	0.416	0.294	0.319	0.364		12.44
83)	cis-1,3-dichloropropene												
	0.367	0.438	0.506	0.522	0.503	0.492	0.467	0.531	0.368	0.403	0.460		13.54
84)	toluene-d8 (s)												
	0.918	0.916	0.949	1.001	0.984	0.918	0.916	1.082			0.961		6.18
85)	4-methyl-2-pentanone												
	0.125	0.132	0.160	0.159	0.151	0.149	0.140	0.161			0.147		9.07
86)	toluene												
	0.549	0.589	0.661	0.694	0.674	0.642	0.643	0.728	0.514	0.535	0.623		11.61
87)	3-methyl-1-butanol												
	0.015	0.016	0.017	0.016	0.016	0.013	0.016	0.018			0.016		9.25
88)	trans-1,3-dichloropropene												
	0.358	0.393	0.466	0.484	0.462	0.450	0.428	0.495	0.344	0.361	0.424		13.21
89)	ethyl methacrylate												
	0.329	0.358	0.441	0.456	0.428	0.418	0.401	0.454			0.411		11.17
90)	1,1,2-trichloroethane												
	0.183	0.208	0.240	0.245	0.238	0.232	0.230	0.246	0.178		0.222		11.82
91)	2-hexanone												
	0.117	0.147	0.147	0.141	0.135	0.147	0.145				0.140		7.75
92)	I chlorobenzene-d5	----------ISTD----------											
93)	tetrachloroethene												
	0.220	0.261	0.303	0.310	0.297	0.300	0.283	0.323	0.219		0.280		13.67
94)	1,3-dichloropropane												
	0.415	0.471	0.545	0.558	0.541	0.525	0.505	0.569	0.387	0.470	0.499		12.39
95)	butyl acetate												
	0.235	0.252	0.295	0.290	0.283	0.287	0.251	0.305			0.275		9.22
96)	3,3-dimethyl-1-butanol												
	0.040	0.042	0.047	0.044	0.044	0.039	0.040	0.046			0.043		6.94
97)	dibromochloromethane												
	0.299	0.345	0.420	0.421	0.397	0.418	0.358	0.408	0.278		0.372		14.66
98)	1,2-dibromoethane												
	0.269	0.299	0.375	0.375	0.356	0.371	0.327	0.370			0.343		11.76
99)	BUTYL ETHER												
											0.000#		-1.00
100)	chlorobenzene												
	0.678	0.773	0.894	0.917	0.883	0.887	0.832	0.930	0.704	0.768	0.827		10.94
101)	1,1,1,2-tetrachloroethane												
	0.253	0.298	0.348	0.353	0.339	0.342	0.321	0.357	0.288		0.322		11.02
102)	ethylbenzene												
	1.115	1.301	1.459	1.525	1.499	1.423	1.388	1.577	1.167	1.249	1.370		11.42
103)	m,p-xylene												
	0.444	0.503	0.575	0.589	0.570	0.567	0.528	0.607	0.436		0.535		11.67
104)	o-xylene												
	0.430	0.511	0.593	0.598	0.576	0.580	0.531	0.602	0.430	0.432	0.528		13.89
105)	styrene												
	0.700	0.799	0.987	1.022	0.981	0.953	0.879	1.023	0.698		0.893		14.69
106)	bromoform												
	0.251	0.283	0.355	0.347	0.320	0.348	0.296	0.333			0.317		11.63
107)	I 1,4-dichlorobenzene-d	----------ISTD----------											
108)	isopropylbenzene												
	2.134	2.449	2.698	2.855	2.769	2.670	2.590	2.924	2.245	2.247	2.558		10.79
109)	4-bromofluorobenzene (s)												
	0.845	0.788	0.780	0.813	0.807	0.777	0.777	0.868			0.807		4.19
110)	cyclohexanone												
	0.145	0.132	0.099	0.117	0.107		0.120	0.114	0.138		0.122		12.96
111)	bromobenzene												
	0.627	0.721	0.773	0.815	0.803	0.764	0.749	0.839	0.594	0.653	0.734		11.37

Initial Calibration Summary

Job Number: JB70128 **Sample:** V2C5480-ICC5480
Account: LANGAN Langan Engineering & Environmental **Lab FileID:** 2C119193.D
Project: Carroll Gardens, 363-365 Bond Street, Brooklyn, NY

```
112)  1,1,2,2-tetrachloroethane
       0.912 0.930 0.969 0.991 0.958 0.945 0.936 1.014 0.743 0.824  0.922    8.81
113)  trans-1,4-dichloro-2-butene
             0.106 0.131 0.134 0.126 0.130 0.115 0.125              0.124    8.09
114)  1,2,3-trichloropropane
       0.215 0.193 0.217 0.225 0.219 0.212 0.220 0.239              0.218    5.99
115)  n-propylbenzene
       2.447 2.803 2.964 3.181 3.133 2.917 2.950 3.354 2.334 2.753  2.884   10.97
116)  2-chlorotoluene
       0.545 0.612 0.684 0.710 0.679 0.686 0.626 0.718 0.543        0.645   10.39
117)  4-chlorotoluene
       1.702 1.778 1.955 2.037 1.987 1.936 1.879 2.136 1.661 1.712  1.878    8.48
118)  1,3,5-trimethylbenzene
       1.836 1.992 2.194 2.313 2.256 2.143 2.122 2.434 1.769 2.001  2.106    9.91
119)  tert-butylbenzene
       1.554 1.777 1.978 2.063 1.977 1.990 1.849 2.088 1.656 1.667  1.860   10.10
120)  pentachloroethane
       0.442 0.454 0.519 0.533 0.515 0.514 0.484 0.551 0.358        0.485   12.33
121)  1,2,4-trimethylbenzene
       1.798 2.045 2.166 2.286 2.259 2.111 2.063 2.377 1.740 1.870  2.071   10.32
122)  sec-butylbenzene
       2.438 2.715 2.959 3.104 3.016 2.911 2.792 3.254 2.459 2.429  2.808   10.45
123)  1,3-dichlorobenzene
       1.237 1.346 1.427 1.484 1.443 1.395 1.358 1.550 1.130 1.255  1.362    9.26
124)  p-isopropyltoluene
       2.023 2.253 2.526 2.651 2.517 2.448 2.305 2.681 1.816 2.040  2.326   12.52
125)  1,2,3-trimethylbenzene
                                                                    0.000#  -1.00
126)  1,4-dichlorobenzene
       1.236 1.376 1.421 1.468 1.421 1.390 1.336 1.509 1.065 1.392  1.361    9.36
127)  1,2-dichlorobenzene
       1.336 1.334 1.407 1.462 1.419 1.353 1.299 1.474 1.138 1.275  1.350    7.38
128)  n-butylbenzene
       1.031 1.158 1.292 1.348 1.279 1.239 1.198 1.367 0.916        1.203   12.34
129)  1,2-dibromo-3-chloropropane
       0.140 0.153 0.175 0.172 0.169 0.166 0.154 0.172              0.163    7.53
130)  1,3,5-trichlorobenzene
       1.016 1.057 1.207 1.264 1.213 1.170 1.089 1.281 0.884 1.090  1.127   10.96
131)  1,2,4-trichlorobenzene
       0.901 0.914 1.126 1.151 1.090 1.092 0.956 1.146              1.047   10.10
132)  hexachlorobutadiene
       0.458 0.543 0.593 0.629 0.623 0.574 0.590 0.659 0.453        0.569   12.72
133)  naphthalene
       2.356 2.345 2.588 2.631 2.498 2.457 2.200 2.566 1.838 2.812  2.429   11.07
134)  1,2,3-trichlorobenzene
       0.904 0.875 1.062 1.089 1.038 1.024 0.927 1.061 0.702 0.946  0.963   12.28
135)  hexachloroethane
       0.366 0.434 0.534 0.549 0.507 0.521 0.473 0.534              0.490   12.78
 ----------------------------------------------------------------------------
 (#) = Out of Range  ###  Number of calibration levels exceeded format  ###

           M2C5480.M         Mon Jun 09 09:26:23 2014   RPT1
```

Initial Calibration Verification

Job Number: JB70128 **Sample:** V2C5480-ICV5480
Account: LANGAN Langan Engineering & Environmental **Lab FileID:** 2C119198.D
Project: Carroll Gardens, 363-365 Bond Street, Brooklyn, NY

Evaluate Continuing Calibration Report

Data File : C:\msdchem\1\DATA\2C119198.D Vial: 14
Acq On : 5 Jun 2014 10:03 pm Operator: toanp
Sample : icv5480-50 Inst : Instrument #1
Misc : MS62067, V2C5480,w,,,,1 Multiplr: 1.00
MS Integration Params: rteint.p

Method : C:\MSDCHEM\1\METHODS\M2C5480.M (RTE Integrator)
Title : SW846 8260B, Column ZB624 60mX0.25mmX1.4um
Last Update : Mon Jun 09 09:24:56 2014
Response via : Multiple Level Calibration

Min. RRF : 0.010 Min. Rel. Area : 50% Max. R.T. Dev 0.50min
Max. RRF Dev : 20% Max. Rel. Area : 200%

		Compound	AvgRF	CCRF	%Dev	Area%	Dev(min)	R.T.
1	I	Tert Butyl Alcohol-d9	1.000	1.000	0.0	110	-0.01	7.40
2		tertiary butyl alcohol	1.158	1.236	-6.7	114	-0.01	7.54
3		ethanol	0.066	0.077	-16.7	131	0.00	6.02
4		1,4-dioxane	0.077	0.091	-18.2	135	0.00	11.57
5	I	pentafluorobenzene	1.000	1.000	0.0	103	0.00	9.88
6		FREON 115		----------NA----------				
7		FREON 23		----------NA----------				
8		FREON 143A		----------NA----------				
9		FREON 152A		----------NA----------				
10		CHLOROTRIFLUOROETHENE		----------NA----------				
11		chlorodifluoromethane	0.382	0.315	17.5	77	0.00	3.75
12		dichlorodifluoromethane	0.406	0.404	0.5	97	0.00	3.74
13		FREON 114		----------NA----------				
14		FREON 142B		----------NA----------				
15		chloromethane	0.546	0.567	-3.8	101	-0.02	4.05
16		vinyl chloride	0.485	0.518	-6.8	101	-0.03	4.32
17		bromomethane	0.304	0.307	-1.0	98	0.00	5.00
18		chloroethane	0.220	0.240	-9.1	103	0.00	5.18
19		trichlorofluoromethane	0.525	0.547	-4.2	102	0.00	5.72
20		pentane		----------NA----------				
21		ethyl ether	0.204	0.220	-7.8	103	0.00	6.17
22		2-CHLOROPROPANE	0.621	0.632	-1.8	104	0.00	6.36
23		FREON 123		----------NA----------				
24		FREON 141B		----------NA----------				
25		FREON 123A		----------NA----------				
26		acrolein	0.104	0.092	11.5	91	-0.02	6.43
27		1,1-dichloroethene	0.302	0.334	-10.6	102	0.00	6.63
28		acetone	0.039	0.043	-10.3	103	0.01	6.68
29		allyl chloride	0.204	0.240	-17.6	120	0.00	7.21
30		acetonitrile	0.045	0.045	0.0	105	0.01	7.16
31		iodomethane	0.627	0.652	-4.0	103	0.00	6.92
		----------	True	Calc.	% Drift	----------		
32		iso-butyl alcohol	500.000	536.115	-7.2	104	0.00	10.16
		----------	AvgRF	CCRF	% Dev	----------		
33		carbon disulfide	1.049	1.182	-12.7	105	-0.01	7.06
34		methylene chloride	0.357	0.377	-5.6	100	0.00	7.42
35		1-CHLOROPROPANE	0.708	0.656	7.3	98	0.00	7.46
36		methyl acetate	0.366	0.335	8.5	89	0.00	7.20
37		methyl tert butyl ether	1.011	1.043	-3.2	98	0.00	7.80

Initial Calibration Verification

Job Number: JB70128 **Sample:** V2C5480-ICV5480
Account: LANGAN Langan Engineering & Environmental **Lab FileID:** 2C119198.D
Project: Carroll Gardens, 363-365 Bond Street, Brooklyn, NY

38		trans-1,2-dichloroethene	0.333	0.341	-2.4	98	0.00	7.85
39		di-isopropyl ether	1.236	1.273	-3.0	100	0.00	8.49
40		2-butanone	0.053	0.056	-5.7	103	0.00	9.27
41		1,1-dichloroethane	0.615	0.692	-12.5	101	0.00	8.48
42		chloroprene	0.506	0.455	10.1	88	0.00	8.60
43		acrylonitrile	0.173	0.185	-6.9	101	0.00	7.79
44		vinyl acetate	0.068	0.074	-8.8	109	0.00	8.49
45		ethyl tert-butyl ether	1.082	1.135	-4.9	98	0.00	9.00
46		ethyl acetate	0.069	0.076	-10.1	111	0.00	9.31
47		2,2-dichloropropane	0.440	0.434	1.4	97	0.00	9.29
48		cis-1,2-dichloroethene	0.363	0.392	-8.0	101	0.00	9.30
49		propionitrile	0.068	0.075	-10.3	105	0.00	9.36
50		bromochloromethane	0.188	0.203	-8.0	102	0.00	9.63
51		tetrahydrofuran	0.178	0.173	2.8	102	0.00	9.67
52		chloroform	0.601	0.622	-3.5	101	0.00	9.70
53		t-butyl formate	0.303	0.324	-6.9	104	0.00	9.73
54	S	dibromofluoromethane (s)	0.339	0.335	1.2	101	0.00	9.91
55	S	1,2-dichloroethane-d4 (s)	0.395	0.388	1.8	100	0.00	10.35
56		freon 113	0.256	0.248	3.1	96	0.00	6.60
57		methacrylonitrile	0.277	0.289	-4.3	99	0.00	9.56
58		1,1,1-trichloroethane	0.463	0.502	-8.4	102	0.00	9.96
59		Cyclohexane	0.459	0.491	-7.0	102	0.00	10.04
60		tert amyl alcohol		----------NA----------				
61	I	1,4-difluorobenzene	1.000	1.000	0.0	103	0.00	10.83
62		Di-isobutylene		----------NA----------				
63		epichlorohydrin	0.038	0.043	-13.2	110	0.00	12.08
64		n-butyl alcohol	0.011	0.013	-18.2	123	0.00	10.98
65		carbon tetrachloride	0.350	0.386	-10.3	102	0.00	10.18
66		1,1-dichloropropene	0.359	0.383	-6.7	97	0.00	10.16
67		hexane	0.375	0.446	-18.9	114	0.00	8.20
68		tert amyl ethyl ether		----------NA----------				
69		iso-octane	0.768	0.689	10.3	87	0.00	10.45
70		benzene	1.104	1.160	-5.1	101	0.00	10.43
71		tert-amyl methyl ether	0.192	0.198	-3.1	100	0.00	10.49
72		heptane	0.303	0.280	7.6	87	0.00	10.64
73		isopropyl acetate	0.745	0.792	-6.3	107	0.00	10.38
74		1,2-dichloroethane	0.348	0.377	-8.3	100	0.00	10.44
75		trichloroethene	0.270	0.296	-9.6	102	0.00	11.18
76		2-nitropropane	0.142	0.136	4.2	105	0.00	11.94
77		2-chloroethyl vinyl ether	0.193	0.211	-9.3	102	0.00	11.97
78		methyl methacrylate	0.086	0.093	-8.1	103	0.00	11.46
79		1,2-dichloropropane	0.289	0.318	-10.0	101	0.00	11.43
80		dibromomethane	0.181	0.194	-7.2	99	0.00	11.59
81		methylcyclohexane	0.451	0.414	8.2	87	0.00	11.40
82		bromodichloromethane	0.364	0.409	-12.4	102	0.00	11.73
83		cis-1,3-dichloropropene	0.460	0.503	-9.3	99	0.00	12.18
84	S	toluene-d8 (s)	0.961	0.989	-2.9	101	0.00	12.47
85		4-methyl-2-pentanone	0.147	0.161	-9.5	104	0.00	12.28
86		toluene	0.623	0.681	-9.3	101	0.00	12.54
87		3-methyl-1-butanol	0.016	0.018	-12.5	116	0.00	12.32
88		trans-1,3-dichloropropene	0.424	0.453	-6.8	96	0.00	12.73
89		ethyl methacrylate	0.411	0.441	-7.3	99	0.00	12.73
90		1,1,2-trichloroethane	0.222	0.241	-8.6	101	0.00	12.93
91		2-hexanone	0.140	0.150	-7.1	105	0.00	13.11
92	I	chlorobenzene-d5	1.000	1.000	0.0	106	0.00	13.91
93		tetrachloroethene	0.280	0.298	-6.4	102	0.00	13.10
94		1,3-dichloropropane	0.499	0.531	-6.4	101	0.00	13.11
95		butyl acetate	0.275	0.282	-2.5	103	0.00	13.19

Initial Calibration Verification

Job Number: JB70128 **Sample:** V2C5480-ICV5480
Account: LANGAN Langan Engineering & Environmental **Lab FileID:** 2C119198.D
Project: Carroll Gardens, 363-365 Bond Street, Brooklyn, NY

96		3,3-dimethyl-1-butanol	0.043	0.045	-4.7	109	0.00	13.28
97		dibromochloromethane	0.372	0.394	-5.9	100	0.00	13.36
98		1,2-dibromoethane	0.343	0.354	-3.2	100	0.00	13.50
99		BUTYL ETHER		----------NA----------				
100		chlorobenzene	0.827	0.891	-7.7	103	0.00	13.95
101		1,1,1,2-tetrachloroethane	0.322	0.334	-3.7	101	0.00	14.00
102		ethylbenzene	1.370	1.448	-5.7	101	0.00	14.00
103		m,p-xylene	0.535	0.557	-4.1	101	0.00	14.10
104		o-xylene	0.528	0.572	-8.3	102	0.00	14.50
105		styrene	0.893	0.972	-8.8	101	0.00	14.51
106		bromoform	0.317	0.329	-3.8	101	0.00	14.75
107	I	1,4-dichlorobenzene-d4	1.000	1.000	0.0	103	0.00	16.10
108		isopropylbenzene	2.558	2.803	-9.6	101	0.00	14.82
109	S	4-bromofluorobenzene (s)	0.807	0.812	-0.6	103	0.00	15.01
110		cyclohexanone	0.122	0.072	41.0#	63	0.00	14.96
111		bromobenzene	0.734	0.805	-9.7	102	0.00	15.19
112		1,1,2,2-tetrachloroethane	0.922	0.954	-3.5	99	0.00	15.10
113		trans-1,4-dichloro-2-bute	0.124	0.129	-4.0	99	0.00	15.14
114		1,2,3-trichloropropane	0.218	0.220	-0.9	100	0.00	15.17
115		n-propylbenzene	2.884	3.260	-13.0	106	0.00	15.20
116		2-chlorotoluene	0.645	0.699	-8.4	101	0.00	15.34
117		4-chlorotoluene	1.878	1.995	-6.2	101	0.00	15.43
118		1,3,5-trimethylbenzene	2.106	2.261	-7.4	101	0.00	15.35
119		tert-butylbenzene	1.860	2.047	-10.1	102	0.00	15.67
120		pentachloroethane	0.485	0.525	-8.2	101	0.00	15.74
121		1,2,4-trimethylbenzene	2.071	2.367	-14.3	107	0.00	15.71
122		sec-butylbenzene	2.808	3.052	-8.7	101	0.00	15.87
123		1,3-dichlorobenzene	1.362	1.460	-7.2	101	0.00	16.05
124		p-isopropyltoluene	2.326	2.604	-12.0	101	0.00	15.99
125		1,2,3-trimethylbenzene		----------NA----------				
126		1,4-dichlorobenzene	1.361	1.443	-6.0	101	0.00	16.12
127		1,2-dichlorobenzene	1.350	1.451	-7.5	102	0.00	16.49
128		n-butylbenzene	1.203	1.362	-13.2	104	0.00	16.37
129		1,2-dibromo-3-chloropropa	0.163	0.174	-6.7	104	0.00	17.22
130		1,3,5-trichlorobenzene	1.127	1.284	-13.9	105	0.00	17.42
131		1,2,4-trichlorobenzene	1.047	1.151	-9.9	103	0.00	18.04
132		hexachlorobutadiene	0.569	0.619	-8.8	101	0.00	18.16
133		naphthalene	2.429	2.576	-6.1	101	0.00	18.32
134		1,2,3-trichlorobenzene	0.963	1.070	-11.1	101	0.00	18.57
135		hexachloroethane	0.490	0.536	-9.4	101	0.00	16.74

(#) = Out of Range SPCC's out = 0 CCC's out = 0
2C119193.D M2C5480.M Mon Jun 09 09:28:51 2014 RPT1

Continuing Calibration Summary

Job Number: JB70128 **Sample:** V2C5522-CC5480
Account: LANGAN Langan Engineering & Environmental **Lab FileID:** 2C121132.D
Project: Carroll Gardens, 363-365 Bond Street, Brooklyn, NY

Evaluate Continuing Calibration Report

Data File : C:\msdchem\1\DATA\2C121132.D Vial: 2
Acq On : 2 Jul 2014 9:12 am Operator: toanp
Sample : cc5480-20 Inst : Instrument #1
Misc : MS69894,V2C5522,w,,,,1 Multiplr: 1.00
MS Integration Params: rteint.p

Method : C:\MSDCHEM\1\METHODS\M2C5480.M (RTE Integrator)
Title : SW846 8260B, Column ZB624 60mX0.25mmX1.4um
Last Update : Tue Jul 01 14:19:01 2014
Response via : Multiple Level Calibration

Min. RRF : 0.010 Min. Rel. Area : 50% Max. R.T. Dev 0.50min
Max. RRF Dev : 20% Max. Rel. Area : 200%

		Compound	AvgRF	CCRF	%Dev	Area%	Dev(min)	R.T.
1	I	Tert Butyl Alcohol-d9	1.000	1.000	0.0	108	-0.03	7.23
2		tertiary butyl alcohol	1.158	1.126	2.8	102	-0.03	7.37
3		ethanol	0.066	0.098	-48.5#	150	-0.03	5.84
4		1,4-dioxane	0.077	0.101	-31.2#	136	0.00	11.42
5	I	pentafluorobenzene	1.000	1.000	0.0	106	0.00	9.73
6		FREON 115		----------NA----------				
7		FREON 23		----------NA----------				
8		FREON 143A		----------NA----------				
9		FREON 152A		----------NA----------				
10		CHLOROTRIFLUOROETHENE		----------NA----------				
11		chlorodifluoromethane	0.382	0.490	-28.3#	127	0.02	3.62
12		dichlorodifluoromethane	0.406	0.460	-13.3	118	0.01	3.60
13		FREON 114		----------NA----------				
14		FREON 142B		----------NA----------				
15		chloromethane	0.546	0.575	-5.3	108	0.00	3.92
16		vinyl chloride	0.485	0.530	-9.3	108	0.00	4.19
17		bromomethane	0.304	0.314	-3.3	103	0.00	4.84
18		chloroethane	0.220	0.230	-4.5	99	0.00	5.03
19		trichlorofluoromethane	0.525	0.580	-10.5	113	-0.01	5.56
20		pentane		----------NA----------				
21		ethyl ether	0.204	0.175	14.2	89	-0.02	6.00
22		2-CHLOROPROPANE	0.621	0.621	0.0	111	-0.03	6.19
23		FREON 123		----------NA----------				
24		FREON 141B		----------NA----------				
25		FREON 123A		----------NA----------				
26		acrolein	0.104	0.078	25.0#	80	-0.03	6.26
27		1,1-dichloroethene	0.302	0.277	8.3	92	-0.03	6.45
28		acetone	0.039	0.045	-15.4	124	-0.02	6.51
29		allyl chloride	0.204	0.159	22.1#	83	-0.01	7.05
30		acetonitrile	0.045	0.048	-6.7	111	0.00	7.00
31		iodomethane	0.627	0.578	7.8	99	-0.03	6.74
		----------	True	Calc.	% Drift	----------		
32		iso-butyl alcohol	200.000	194.579	2.7	103	0.00	10.00
		----------	AvgRF	CCRF	% Dev	----------		
33		carbon disulfide	1.049	1.088	-3.7	106	-0.04	6.88
34		methylene chloride	0.357	0.339	5.0	97	-0.02	7.26
35		1-CHLOROPROPANE	0.708	0.750	-5.9	111	-0.02	7.29
36		methyl acetate	0.366	0.343	6.3	95	-0.01	7.04
37		methyl tert butyl ether	1.011	1.032	-2.1	101	-0.02	7.64

Continuing Calibration Summary

Job Number: JB70128 **Sample:** V2C5522-CC5480
Account: LANGAN Langan Engineering & Environmental **Lab FileID:** 2C121132.D
Project: Carroll Gardens, 363-365 Bond Street, Brooklyn, NY

38		trans-1,2-dichloroethene	0.333	0.313	6.0	96	-0.02	7.68
39		di-isopropyl ether	1.236	1.267	-2.5	101	-0.02	8.32
40		2-butanone	0.053	0.046	13.2	93	0.00	9.11
41		1,1-dichloroethane	0.615	0.620	-0.8	97	-0.01	8.31
42		chloroprene	0.506	0.507	-0.2	103	-0.01	8.44
43		acrylonitrile	0.173	0.155	10.4	89	-0.01	7.62
44		vinyl acetate	0.068	0.058	14.7	92	0.00	8.33
45		ethyl tert-butyl ether	1.082	1.174	-8.5	106	-0.01	8.84
46		ethyl acetate	0.069	0.071	-2.9	99	0.00	9.15
47		2,2-dichloropropane	0.440	0.533	-21.1#	126	0.00	9.14
48		cis-1,2-dichloroethene	0.363	0.350	3.6	96	0.00	9.14
49		propionitrile	0.068	0.063	7.4	92	0.00	9.20
50		bromochloromethane	0.188	0.182	3.2	96	0.00	9.47
51		tetrahydrofuran	0.178	0.161	9.6	101	0.00	9.51
52		chloroform	0.601	0.596	0.8	102	0.00	9.54
53		t-butyl formate	0.303	0.335	-10.6	108	0.00	9.58
54	S	dibromofluoromethane (s)	0.339	0.342	-0.9	106	0.00	9.76
55	S	1,2-dichloroethane-d4 (s)	0.395	0.400	-1.3	107	0.00	10.20
56		freon 113	0.256	0.256	0.0	108	-0.02	6.44
57		methacrylonitrile	0.277	0.254	8.3	95	0.00	9.40
58		1,1,1-trichloroethane	0.463	0.495	-6.9	108	0.00	9.81
59		Cyclohexane	0.459	0.452	1.5	101	0.00	9.88
60		tert amyl alcohol		----------NA----------				
61	I	1,4-difluorobenzene	1.000	1.000	0.0	103	0.00	10.69
62		Di-isobutylene		----------NA----------				
63		epichlorohydrin	0.038	0.039	-2.6	101	0.02	11.95
64		n-butyl alcohol	0.011	0.012	-9.1	117	0.00	10.84
65		carbon tetrachloride	0.350	0.375	-7.1	103	0.00	10.03
66		1,1-dichloropropene	0.359	0.362	-0.8	97	0.00	10.00
67		hexane	0.375	0.346	7.7	91	-0.01	8.04
68		tert amyl ethyl ether		----------NA----------				
69		iso-octane	0.768	1.096	-42.7#	135	0.00	10.30
70		benzene	1.104	1.101	0.3	100	0.00	10.28
71		tert-amyl methyl ether	0.192	0.207	-7.8	103	0.00	10.33
72		heptane	0.303	0.209	31.0#	67	0.00	10.49
73		isopropyl acetate	0.745	0.703	5.6	99	0.00	10.23
74		1,2-dichloroethane	0.348	0.400	-14.9	108	0.00	10.29
75		trichloroethene	0.270	0.287	-6.3	104	0.00	11.04
76		2-nitropropane	0.142	0.096	32.4#	71	0.01	11.80
77		2-chloroethyl vinyl ether	0.193	0.234	-21.2#	115	0.02	11.84
78		methyl methacrylate	0.086	0.075	12.8	86	0.01	11.32
79		1,2-dichloropropane	0.289	0.308	-6.6	103	0.00	11.29
80		dibromomethane	0.181	0.198	-9.4	104	0.01	11.45
81		methylcyclohexane	0.451	0.462	-2.4	100	0.00	11.25
82		bromodichloromethane	0.364	0.405	-11.3	107	0.01	11.59
83		cis-1,3-dichloropropene	0.460	0.481	-4.6	99	0.02	12.05
84	S	toluene-d8 (s)	0.961	1.009	-5.0	106	0.02	12.34
85		4-methyl-2-pentanone	0.147	0.134	8.8	91	0.02	12.15
86		toluene	0.623	0.641	-2.9	98	0.02	12.40
87		3-methyl-1-butanol	0.016	0.019	-18.7	121	0.02	12.19
88		trans-1,3-dichloropropene	0.424	0.453	-6.8	101	0.03	12.61
89		ethyl methacrylate	0.411	0.381	7.3	92	0.03	12.61
90		1,1,2-trichloroethane	0.222	0.227	-2.3	98	0.02	12.81
91		2-hexanone	0.140	0.131	6.4	96	0.03	12.98
92	I	chlorobenzene-d5	1.000	1.000	0.0	108	0.03	13.79
93		tetrachloroethene	0.280	0.282	-0.7	102	0.02	12.98
94		1,3-dichloropropane	0.499	0.502	-0.6	100	0.02	12.98
95		butyl acetate	0.275	0.265	3.6	101	0.03	13.06

Continuing Calibration Summary

Job Number: JB70128 **Sample:** V2C5522-CC5480
Account: LANGAN Langan Engineering & Environmental **Lab FileID:** 2C121132.D
Project: Carroll Gardens, 363-365 Bond Street, Brooklyn, NY

96		3,3-dimethyl-1-butanol	0.043	0.046	-7.0	114	0.03	13.16
97		dibromochloromethane	0.372	0.374	-0.5	101	0.03	13.24
98		1,2-dibromoethane	0.343	0.320	6.7	97	0.02	13.37
99		BUTYL ETHER		----------NA----------				
100		chlorobenzene	0.827	0.824	0.4	101	0.03	13.82
101		1,1,1,2-tetrachloroethane	0.322	0.329	-2.2	105	0.02	13.88
102		ethylbenzene	1.370	1.402	-2.3	101	0.03	13.88
103		m,p-xylene	0.535	0.527	1.5	100	0.03	13.98
104		o-xylene	0.528	0.528	0.0	99	0.03	14.38
105		styrene	0.893	0.888	0.6	98	0.03	14.39
106		bromoform	0.317	0.299	5.7	101	0.03	14.63
107	I	1,4-dichlorobenzene-d4	1.000	1.000	0.0	110	0.03	15.98
108		isopropylbenzene	2.558	2.505	2.1	100	0.03	14.70
109	S	4-bromofluorobenzene (s)	0.807	0.755	6.4	103	0.03	14.89
110		cyclohexanone	0.122	0.156	-27.9#	161	0.03	14.84
111		bromobenzene	0.734	0.728	0.8	100	0.03	15.07
112		1,1,2,2-tetrachloroethane	0.922	0.897	2.7	103	0.03	14.99
113		trans-1,4-dichloro-2-bute	0.124	0.098	21.0#	86	0.03	15.03
114		1,2,3-trichloropropane	0.218	0.210	3.7	106	0.03	15.05
115		n-propylbenzene	2.884	2.948	-2.2	104	0.03	15.08
116		2-chlorotoluene	0.645	0.642	0.5	104	0.03	15.22
117		4-chlorotoluene	1.878	1.862	0.9	103	0.03	15.31
118		1,3,5-trimethylbenzene	2.106	2.134	-1.3	104	0.03	15.23
119		tert-butylbenzene	1.860	1.806	2.9	101	0.03	15.55
120		pentachloroethane	0.485	0.477	1.6	102	0.03	15.63
121		1,2,4-trimethylbenzene	2.071	2.134	-3.0	104	0.03	15.60
122		sec-butylbenzene	2.808	2.856	-1.7	105	0.03	15.75
123		1,3-dichlorobenzene	1.362	1.372	-0.7	105	0.03	15.93
124		p-isopropyltoluene	2.326	2.355	-1.2	103	0.03	15.87
125		1,2,3-trimethylbenzene		----------NA----------				
126		1,4-dichlorobenzene	1.361	1.355	0.4	105	0.03	16.01
127		1,2-dichlorobenzene	1.350	1.391	-3.0	108	0.03	16.37
128		n-butylbenzene	1.203	1.259	-4.7	109	0.03	16.26
129		1,2-dibromo-3-chloropropa	0.163	0.170	-4.3	111	0.03	17.10
130		1,3,5-trichlorobenzene	1.127	1.296	-15.0	118	0.02	17.29
131		1,2,4-trichlorobenzene	1.047	1.101	-5.2	112	0.02	17.92
132		hexachlorobutadiene	0.569	0.616	-8.3	109	0.02	18.03
133		naphthalene	2.429	2.347	3.4	104	0.02	18.19
134		1,2,3-trichlorobenzene	0.963	1.003	-4.2	107	0.02	18.43
135		hexachloroethane	0.490	0.437	10.8	95	0.03	16.62

(#) = Out of Range SPCC's out = 0 CCC's out = 0

2C119192.D M2C5480.M Thu Jul 03 14:05:25 2014 RPT1

Initial Calibration Summary

Job Number: JB70128 **Sample:** V3C4989-ICC4989
Account: LANGAN Langan Engineering & Environmental **Lab FileID:** 3C110766.D
Project: Carroll Gardens, 363-365 Bond Street, Brooklyn, NY

Response Factor Report MS3C

Method : C:\MSDCHEM\1\METHODS\M3C4989.M (RTE Integrator)
Title : Method SW846 8260B, ZB624 60m x 0.25mm x 1.4um
Last Update : Wed Jun 18 08:58:10 2014
Response via : Initial Calibration

Calibration Files
5 =3C110763.D 10 =3C110764.D 0.5 =3C110760.D 50 =3C110766.D
100 =3C110767.D 1 =3C110761.D 200 =3C110768.D 20 =3C110765.D
2 =3C110762.D 0.2 =3C110759.D = =

Compound	5	10	0.5	50	100	1	200	20	2	0.2	Avg	%RSD
1) I Tert Butyl Alcohol-d9	----------ISTD----------											
2) 1,4-dioxane	0.100	0.114	0.107	0.100		0.102	0.105	0.108			0.105	4.92
3) tertiary butyl alcohol	1.600	1.752	1.791	1.618	1.468	1.823	1.522	1.573	1.808		1.662	8.05
4) ethanol											0.000	-1.00
5) I pentafluorobenzene	----------ISTD----------											
6) chlorodifluoromethane	0.636	0.651	0.626	0.593		0.657	0.606				0.628	4.01
7) dichlorodifluoromethane	0.718	0.752	0.694	0.654		0.694	0.692	0.667			0.696	4.64
8) chloromethane	0.849	0.927	0.832	0.801		0.841	0.819	0.964			0.862	6.97
9) vinyl chloride	0.713	0.769	0.689	0.660		0.705	0.690	0.746			0.710	5.20
10) bromomethane	0.376	0.414	0.346	0.312			0.357	0.396			0.367	9.97
11) chloroethane	0.334	0.369	0.322	0.301		0.289	0.325	0.328			0.324	7.91
12) Vinyl Bromide											0.000	-1.00
13) Pentane											0.000	-1.00
14) trichlorofluoromethane	0.746	0.843	0.736	0.684		0.716	0.737	0.768			0.747	6.65
15) ethyl ether	0.271	0.305	0.320	0.294	0.224	0.310	0.298	0.311			0.292	10.66
16) acrolein	0.093	0.091	0.104		0.087	0.115	0.093	0.097			0.097	9.64
17) 1,1-dichloroethene	0.873	0.965	0.883	0.917	0.862	0.814	0.892	0.899	0.935	0.876	0.892	4.66
18) acetone	0.060	0.058	0.079	0.060		0.055	0.067				0.063	13.58
19) allyl chloride	0.267	0.302	0.295	0.279		0.291	0.289	0.304			0.290	4.43
20) acetonitrile	0.046	0.052	0.052	0.049		0.053	0.048				0.050	5.58
21) iodomethane	0.685	0.763	0.663	0.730	0.692	0.615	0.717	0.714	0.757		0.704	6.62
22) iso-butyl alcohol	0.017	0.019	0.023	0.021		0.024	0.020	0.022			0.021	12.37
23) carbon disulfide												

Initial Calibration Summary

Job Number: JB70128 **Sample:** V3C4989-ICC4989
Account: LANGAN Langan Engineering & Environmental **Lab FileID:** 3C110766.D
Project: Carroll Gardens, 363-365 Bond Street, Brooklyn, NY

```
      1.739 1.907 1.926 1.778 1.687 1.680 1.734 1.764 1.891 2.074  1.818    6.96
24)  methylene chloride
      0.646 0.653       0.572 0.532       0.542 0.576              0.587    8.77
25)  methyl acetate
      0.053 0.069       0.081 0.073       0.080 0.069              0.071   13.91
26)  methyl tert butyl ether
      1.560 1.706 1.783 1.758 1.614 1.499 1.721 1.628 1.661 1.847  1.678    6.32
27)  trans-1,2-dichloroethene
      0.866 0.984 0.893 0.959 0.898 0.799 0.932 0.934 0.961 0.965  0.919    6.13
28)  di-isopropyl ether
      2.151 2.400 2.167 2.499 2.280 2.504 2.420 2.303 2.295 2.021  2.304    6.85
29)  ethyl tert-butyl ether
      1.879 2.124 1.952 2.227 2.045 2.156 2.199 2.037 2.026 1.807  2.045    6.69
30)  2-butanone
      0.052 0.051       0.071 0.060       0.064 0.061              0.060   12.60
31)  1,1-dichloroethane
      1.068 1.162 1.065 1.139 1.058 0.980 1.093 1.098 1.116 1.044  1.082    4.77
32)  chloroprene
      0.872 0.997 0.789 1.021 0.958 0.993 1.038 0.946 0.931 0.681  0.923   12.19
33)  acrylonitrile
      0.161 0.175       0.197 0.176       0.191 0.184 0.168        0.179    7.11
34)  vinyl acetate
            0.067       0.084 0.080       0.086 0.077              0.079    9.22
35)  ethyl acetate
      0.055 0.071       0.085 0.075       0.083 0.070              0.073   14.44
36)  2,2-dichloropropane
      0.867 0.979 0.881 0.930 0.887 0.805 0.919 0.926 0.964        0.906    5.85
37)  cis-1,2-dichloroethene
      1.042 1.163 1.069 1.151 1.069 0.913 1.117 1.106 1.101 0.965  1.070    7.38
38)  propionitrile
      0.059 0.069       0.077 0.069       0.076 0.070 0.061        0.069    9.89
39)  Methyl Acrylate
      0.033 0.048       0.068 0.061       0.070 0.056              0.056   24.59
            ----- Linear regression -----  Coefficient =  0.9969
              Response Ratio = -0.00567 + 0.06988 *A

40)  bromochloromethane
      0.214 0.235       0.233 0.215 0.168 0.230 0.222 0.213        0.216    9.83
41)  tetrahydrofuran
      0.052 0.057       0.069 0.062       0.068 0.061              0.061   10.20
42)  chloroform
      0.926 1.037 1.193 0.986 0.923 0.912 0.969 0.967 1.023 1.294  1.023   12.26
43)  tert-Butyl Formate
      0.415 0.434       0.524 0.475 0.436 0.541 0.460 0.446        0.466    9.54
44)  dibromofluoromethane (s)
      0.482 0.495       0.456 0.420       0.452 0.429              0.455    6.41
45)  1,2-dichloroethane-d4 (s)
      0.753 0.718       0.668 0.602       0.658 0.620              0.670    8.55
46)  freon 113
      0.340 0.358       0.338 0.315       0.332 0.322 0.440        0.349   12.11
47)  methacrylonitrile
      0.286 0.310       0.364 0.337       0.380 0.320 0.319        0.331    9.78
48)  1,1,1-trichloroethane
      0.828 0.901 0.809 0.843 0.812 0.763 0.853 0.836 0.875 0.866  0.839    4.66
49)  Cyclohexane
      0.784 0.901 0.900 0.824 0.770 0.778 0.797 0.819 0.865 0.769  0.821    6.26
50)  Tert Amyl Alcohol
      0.029 0.029       0.032 0.028 0.033 0.034 0.029 0.031        0.031    7.66
51)  2,2,4-trimethylpentane
      2.432 2.779 2.393 2.602 2.427 2.892 2.505 2.545 2.565 2.667  2.581    6.23
```

Initial Calibration Summary

Job Number: JB70128 **Sample:** V3C4989-ICC4989
Account: LANGAN Langan Engineering & Environmental **Lab FileID:** 3C110766.D
Project: Carroll Gardens, 363-365 Bond Street, Brooklyn, NY

52) tert-amyl methyl ether
1.570 1.775 1.885 1.837 1.653 1.967 1.757 1.678 1.769 2.190 1.808 9.78

53) I 1,4-difluorobenzene ----------ISTD----------
54) epichlorohydrin
0.029 0.035 0.038 0.035 0.036 0.040 0.034 0.032 0.035 9.40
55) n-butyl alcohol
0.009 0.010 0.013 0.012 0.014 0.011 0.011 16.38
----- Linear regression ----- Coefficient = 0.9942
Response Ratio = -0.05625 + 0.01363 *A

56) carbon tetrachloride
0.506 0.554 0.515 0.518 0.496 0.453 0.525 0.513 0.548 0.547 0.518 5.75
57) 1,1-dichloropropene
0.525 0.609 0.627 0.564 0.534 0.521 0.561 0.557 0.608 0.567 6.85
58) hexane
0.605 0.694 0.662 0.601 0.644 0.636 0.640 5.50
59) benzene
1.617 1.773 1.724 1.643 1.499 1.557 1.516 1.649 1.754 1.937 1.667 8.04
60) heptane
0.362 0.412 0.391 0.359 0.452 0.386 0.383 0.396 0.393 7.54
61) isopropyl acetate
0.060 0.065 0.080 0.068 0.078 0.070 0.070 11.01
62) 1,2-dichloroethane
0.542 0.593 0.555 0.595 0.544 0.533 0.571 0.571 0.593 0.448 0.554 7.88
63) trichloroethene
0.365 0.405 0.381 0.393 0.368 0.351 0.385 0.387 0.414 0.383 5.20
64) ethyl acrylate
0.356 0.409 0.501 0.451 0.518 0.449 0.355 0.434 14.90
65) Tert-Amyl ethyl ether
0.528 0.581 0.448 0.604 0.556 0.542 0.608 0.554 0.556 0.553 8.62
66) 2-nitropropane
0.128 0.138 0.159 0.141 0.147 0.163 0.144 0.156 0.147 8.06
67) 2-chloroethyl vinyl ether
0.130 0.154 0.118 0.173 0.154 0.146 0.171 0.156 0.141 0.149 12.06
68) methyl methacrylate
0.055 0.068 0.082 0.076 0.084 0.072 0.073 14.30
69) 1,2-dichloropropane
0.428 0.474 0.443 0.463 0.431 0.402 0.452 0.453 0.446 0.443 4.78
70) methylcyclohexane
0.665 0.755 0.654 0.696 0.649 0.818 0.687 0.675 0.712 0.680 0.699 7.45
71) dibromomethane
0.188 0.203 0.211 0.196 0.153 0.212 0.200 0.197 0.195 9.65
72) bromodichloromethane
0.472 0.531 0.434 0.540 0.511 0.422 0.553 0.515 0.498 0.497 9.25
73) cis-1,3-dichloropropene
0.575 0.647 0.555 0.667 0.629 0.544 0.676 0.646 0.584 0.520 0.604 9.19
74) toluene-d8 (s)
1.235 1.355 1.282 1.166 1.239 1.237 1.551 1.295 9.76
75) 4-methyl-2-pentanone
0.106 0.129 0.150 0.137 0.154 0.136 0.135 12.65
76) toluene
1.511 1.638 1.886 1.562 1.447 1.510 1.489 1.565 1.664 1.586 8.34
77) 3-methyl-1-butanol
0.006 0.008 0.011 0.010 0.011 0.009 0.009 19.79
----- Linear regression ----- Coefficient = 0.9944
Response Ratio = -0.01977 + 0.01130 *A

78) trans-1,3-dichloropropene
0.502 0.574 0.516 0.597 0.554 0.469 0.590 0.568 0.520 0.543 8.06

Initial Calibration Summary

Job Number: JB70128 **Sample:** V3C4989-ICC4989
Account: LANGAN Langan Engineering & Environmental **Lab FileID:** 3C110766.D
Project: Carroll Gardens, 363-365 Bond Street, Brooklyn, NY

```
 79)  ethyl methacrylate
       0.337 0.404       0.476 0.441       0.488 0.429 0.333        0.415   14.84
 80)  1,1,2-trichloroethane
       0.236 0.268 0.235 0.271 0.250 0.201 0.269 0.263 0.283        0.253   10.02
 81)  2-hexanone
       0.094 0.122       0.137 0.118       0.131 0.118              0.120   12.25

 82) I   chlorobenzene-d5      ----------------ISTD--------------------
 83)  tetrachloroethene
       0.454 0.495 0.492 0.478 0.431 0.427 0.420 0.453 0.487        0.460    6.39
 84)  1,3-dichloropropane
       0.640 0.709 0.637 0.709 0.655 0.566 0.681 0.685 0.702        0.665    6.96
 85)  butyl acetate
       0.253 0.293       0.330 0.305 0.256 0.340 0.293 0.248        0.290   12.14
 86)  dibromochloromethane
       0.372 0.405 0.332 0.421 0.405 0.316 0.435 0.389 0.374        0.383   10.31
 87)  1,2-dibromoethane
       0.302 0.340 0.298 0.354 0.333 0.243 0.356 0.331 0.342        0.322   11.13
 88)  3,3-Dimethyl-1-Butanol
       0.034 0.041       0.055 0.049       0.059 0.044 0.038        0.046   20.00
             ----- Linear regression -----  Coefficient =  0.9937
               Response Ratio = -0.04756 + 0.05845 *A

 89)  chlorobenzene
       1.136 1.238 1.366 1.176 1.111 1.134 1.140 1.158 1.269        1.192    7.00
 90)  1,1,1,2-tetrachloroethane
       0.398 0.439 0.409 0.434 0.414 0.350 0.427 0.412 0.450        0.415    7.07
 91)  ethylbenzene
       2.188 2.371 2.444 2.207 2.080 2.062 2.064 2.203 2.324 2.810  2.275   10.06
 92)  m,p-xylene
       0.765 0.838 0.829 0.788 0.745 0.705 0.740 0.787 0.828 0.883  0.791    6.86
 93)  o-xylene
       1.735 1.927 1.942 1.825 1.726 1.590 1.730 1.801 1.858 1.858  1.799    5.93
 94)  styrene
       1.055 1.213 1.042 1.262 1.205 0.919 1.232 1.184 1.105 1.079  1.130    9.53
 95)  BUTYL ACRYLATE
                                                                    0.000   -1.00
 96)  bromoform
       0.205 0.229       0.255 0.244 0.165 0.268 0.229 0.223        0.227   13.97

 97) I   1,4-dichlorobenzene-d ----------------ISTD--------------------
 98)  isopropylbenzene
       4.843 5.186 5.077 4.786 4.430 4.577 4.437 4.823 5.217 6.148  4.952   10.22
 99)  4-bromofluorobenzene (s)
       1.585 1.653       1.540 1.388       1.461 1.452              1.513    6.45
100)  bromobenzene
       1.024 1.128 0.978 1.069 0.979 0.996 0.978 1.048 1.130        1.037    5.94
101)  cyclohexanone
       0.202 0.213       0.276 0.218       0.206 0.233              0.224   12.14
102)  1,1,2,2-tetrachloroethane
       1.017 1.118 1.178 1.156 1.034 0.953 1.100 1.104 1.080        1.082    6.53
103)  trans-1,4-dichloro-2-butene
       0.266 0.332       0.381 0.358       0.404 0.338 0.286        0.338   14.60
104)  1,2,3-trichloropropane
       0.248 0.276       0.285 0.253       0.265 0.269 0.266        0.266    4.80
105)  n-propylbenzene
       5.449 5.929 5.795 5.528 5.089 4.909 4.990 5.560 5.826 6.043  5.512    7.30
106)  4-Ethyltoluene
       4.358 4.643 4.341 4.466 4.055 4.468 4.290 4.493 4.615 4.505  4.423    3.88
107)  2-chlorotoluene
```

Initial Calibration Summary

Job Number: JB70128 **Sample:** V3C4989-ICC4989
Account: LANGAN Langan Engineering & Environmental **Lab FileID:** 3C110766.D
Project: Carroll Gardens, 363-365 Bond Street, Brooklyn, NY

	1.081	1.194	1.077	1.069	0.989	0.954	0.978	1.085	1.209		1.071	8.32
108)	4-chlorotoluene											
	1.052	1.145	1.227	1.086	1.013	1.021	1.035	1.060	1.143		1.087	6.54
109)	1,3,5-trimethylbenzene											
	3.997	4.559	4.667	4.134	3.814	3.713	3.626	4.018	4.327	4.148	4.100	8.37
110)	tert-butylbenzene											
	3.281	3.599	3.702	3.348	3.100	3.050	3.166	3.324	3.537		3.345	6.79
111)	pentachloroethane											
	0.622	0.647		0.604	0.614	0.509	0.668	0.630	0.664		0.620	8.09
112)	1,2,4-trimethylbenzene											
	3.817	4.161	4.947	4.019	3.720	3.493	3.758	3.920	4.004	4.218	4.006	9.86
113)	sec-butylbenzene											
	4.949	5.399	5.145	5.013	4.685	4.529	4.739	5.062	5.242	5.518	5.028	6.27
114)	1,3-dichlorobenzene											
	1.974	2.111	2.152	2.009	1.882	1.955	1.927	1.984	2.119	2.327	2.044	6.51
115)	p-isopropyltoluene											
	3.835	4.333	4.132	4.069	3.849	3.541	3.873	4.012	4.077	4.282	4.000	5.87
116)	1,4-dichlorobenzene											
	1.940	2.070	2.321	1.987	1.855	1.942	1.898	1.933	2.030	2.550	2.053	10.62
117)	1,2-dichlorobenzene											
	1.779	1.960	2.033	1.915	1.765	1.831	1.820	1.816	1.949	2.153	1.902	6.54
118)	1,4-Diethylbenzene											
	2.156	2.451	1.865	2.384	2.197	2.133	2.282	2.283	2.243	2.134	2.213	7.28
119)	n-butylbenzene											
	2.032	2.290	2.094	2.205	2.098	1.770	2.129	2.137	2.112	2.238	2.110	6.71
120)	1,2,4,5-Tetramethylbenzene											
	3.331	3.749	3.035	3.822	3.497	3.336	3.600	3.529	3.349	3.290	3.454	6.79
121)	1,2-dibromo-3-chloropropane											
	0.139	0.163		0.180	0.167		0.191	0.156			0.166	10.97
122)	1,3,5-Trichlorobenzene											
	1.413	1.610	1.462	1.583	1.476	1.307	1.478	1.503	1.493		1.481	6.00
123)	1,2,4-trichlorobenzene											
	1.001	1.178		1.276	1.218	0.875	1.236	1.129	0.992		1.113	12.76
124)	hexachlorobutadiene											
	0.872	0.974	0.971	0.892	0.840	0.829	0.859	0.860	0.919		0.891	6.00
125)	naphthalene											
	1.762	2.204		2.652	2.497		2.667	2.287			2.345	14.58
126)	1,2,3-trichlorobenzene											
	0.884	1.056		1.153	1.108		1.133	1.053	0.898		1.041	10.44
127)	hexachloroethane											
	0.723	0.755	0.731	0.754	0.731	0.612	0.775	0.725	0.764		0.730	6.57
128)	Benzyl chloride											
	1.596	1.885	1.843	2.068	1.890	1.834	2.075	1.832	1.659		1.854	8.58

(#) = Out of Range ### Number of calibration levels exceeded format ###

M3C4989.M Wed Jun 18 15:46:49 2014 MS3C

Initial Calibration Verification

Job Number: JB70128 **Sample:** V3C4989-ICV4989
Account: LANGAN Langan Engineering & Environmental **Lab FileID:** 3C110771.D
Project: Carroll Gardens, 363-365 Bond Street, Brooklyn, NY

Evaluate Continuing Calibration Report

Data File : C:\MSDCHEM\1\DATA\3C110771.D Vial: 14
Acq On : 17 Jun 2014 11:49 pm Operator: prashans
Sample : ICV4989-50 Inst : MS3C
Misc : MS69200,V3C4989,5.0,,,,1 Multiplr: 1.00
MS Integration Params: RTEINT.P

Method : C:\MSDCHEM\1\METHODS\M3C4989.M (RTE Integrator)
Title : Method SW846 8260B, ZB624 60m x 0.25mm x 1.4um
Last Update : Wed Jun 18 08:58:10 2014
Response via : Multiple Level Calibration

Min. RRF : 0.000 Min. Rel. Area : 50% Max. R.T. Dev 0.50min
Max. RRF Dev : 20% Max. Rel. Area : 200%

	Compound	AvgRF	CCRF	%Dev	Area%	Dev(min)	R.T.
1 I	Tert Butyl Alcohol-d9	1.000	1.000	0.0	105	0.00	7.30
2	1,4-dioxane	0.105	0.100	4.8	98	0.00	11.17
3	tertiary butyl alcohol	1.662	1.486	10.6	97	0.00	7.42
4	ethanol		----------NA----------				
5 I	pentafluorobenzene	1.000	1.000	0.0	107	0.00	9.54
6	chlorodifluoromethane	0.628	0.467	25.6#	80	0.00	3.97
7	dichlorodifluoromethane	0.696	0.650	6.6	100	-0.01	3.97
8	chloromethane	0.862	0.843	2.2	108	0.00	4.30
9	vinyl chloride	0.710	0.670	5.6	104	0.00	4.55
10	bromomethane	0.367	0.334	9.0	103	0.00	5.19
11	chloroethane	0.324	0.312	3.7	103	0.00	5.37
12	Vinyl Bromide		----------NA----------				
13	Pentane		----------NA----------				
14	trichlorofluoromethane	0.747	0.688	7.9	100	-0.01	5.80
15	ethyl ether	0.292	0.290	0.7	97	-0.01	6.21
16	acrolein	0.097	0.093	4.1	96	0.00	6.47
17	1,1-dichloroethene	0.892	0.847	5.0	99	0.00	6.64
18	acetone	0.063	0.054	14.3	73	0.00	6.69
19	allyl chloride	0.290	0.275	5.2	99	0.00	7.17
20	acetonitrile	0.050	0.050	0.0	104	0.00	7.11
21	iodomethane	0.704	0.683	3.0	100	0.00	6.92
22	iso-butyl alcohol	0.021	0.020	4.8	95	0.00	9.82
23	carbon disulfide	1.818	1.655	9.0	99	0.00	7.05
24	methylene chloride	0.587	0.534	9.0	100	0.00	7.35
25	methyl acetate	0.071	0.066	7.0	87	0.00	7.15
26	methyl tert butyl ether	1.678	1.580	5.8	96	0.00	7.68
27	trans-1,2-dichloroethene	0.919	0.886	3.6	99	0.00	7.73
28	di-isopropyl ether	2.304	2.281	1.0	97	0.00	8.27
29	ethyl tert-butyl ether	2.045	1.971	3.6	94	0.00	8.74
30	2-butanone	0.060	0.055	8.3	83	0.00	9.00
31	1,1-dichloroethane	1.082	1.050	3.0	98	0.00	8.29
32	chloroprene	0.923	0.852	7.7	89	0.00	8.40
33	acrylonitrile	0.179	0.179	0.0	97	0.00	7.67
34	vinyl acetate	0.079	0.084	-6.3	106	0.00	8.28
35	ethyl acetate	0.073	0.076	-4.1	96	0.00	9.01
36	2,2-dichloropropane	0.906	0.868	4.2	100	0.00	9.03
37	cis-1,2-dichloroethene	1.070	1.062	0.7	98	0.00	9.02
38	propionitrile	0.069	0.069	0.0	95	0.00	9.08
	----------	True	Calc.	% Drift	----------		
39	Methyl Acrylate	50.000	45.783	8.4	92	0.00	9.09

Initial Calibration Verification

Job Number: JB70128 **Sample:** V3C4989-ICV4989
Account: LANGAN Langan Engineering & Environmental **Lab FileID:** 3C110771.D
Project: Carroll Gardens, 363-365 Bond Street, Brooklyn, NY

			AvgRF	CCRF	% Dev			
40		bromochloromethane	0.216	0.211	2.3	97	0.00	9.34
41		tetrahydrofuran	0.061	0.058	4.9	90	0.00	9.38
42		chloroform	1.023	0.916	10.5	99	0.00	9.39
43		tert-Butyl Formate	0.466	0.484	-3.9	99	0.00	9.42
44	S	dibromofluoromethane (s)	0.455	0.418	8.1	98	0.00	9.59
45	S	1,2-dichloroethane-d4 (s)	0.670	0.628	6.3	100	0.00	10.01
46		freon 113	0.349	0.305	12.6	96	0.00	6.61
47		methacrylonitrile	0.331	0.334	-0.9	98	0.00	9.27
48		1,1,1-trichloroethane	0.839	0.800	4.6	101	0.00	9.65
49		Cyclohexane	0.821	0.755	8.0	98	0.00	9.72
50		Tert Amyl Alcohol	0.031	0.030	3.2	97	0.00	9.95
51		2,2,4-trimethylpentane	2.581	2.188	15.2	90	0.00	10.09
52		tert-amyl methyl ether	1.808	1.643	9.1	96	0.00	10.12
53	I	1,4-difluorobenzene	1.000	1.000	0.0	106	0.00	10.46
54		epichlorohydrin	0.035	0.035	0.0	98	0.00	11.71

			True	Calc.	% Drift			
55		n-butyl alcohol	2500.000	2370.329	5.2	95	0.00	10.57

			AvgRF	CCRF	% Dev			
56		carbon tetrachloride	0.518	0.486	6.2	100	0.00	9.85
57		1,1-dichloropropene	0.567	0.526	7.2	99	0.00	9.82
58		hexane	0.640	0.497	22.3#	80	0.00	8.03
59		benzene	1.667	1.524	8.6	99	0.00	10.09
60		heptane	0.393	0.365	7.1	99	0.00	10.26
61		isopropyl acetate	0.070	0.070	0.0	92	0.00	10.01
62		1,2-dichloroethane	0.554	0.555	-0.2	99	0.00	10.10
63		trichloroethene	0.383	0.366	4.4	99	0.00	10.80
64		ethyl acrylate	0.434	0.463	-6.7	98	0.00	10.80
65		Tert-Amyl ethyl ether	0.553	0.573	-3.6	101	0.00	10.96
66		2-nitropropane	0.147	0.145	1.4	97	0.00	11.57
67		2-chloroethyl vinyl ether	0.149	0.154	-3.4	95	0.00	11.59
68		methyl methacrylate	0.073	0.074	-1.4	97	0.00	11.06
69		1,2-dichloropropane	0.443	0.438	1.1	101	0.00	11.06
70		methylcyclohexane	0.699	0.623	10.9	95	0.00	11.02
71		dibromomethane	0.195	0.195	0.0	98	0.00	11.22
72		bromodichloromethane	0.497	0.510	-2.6	100	0.00	11.35
73		cis-1,3-dichloropropene	0.604	0.621	-2.8	99	0.00	11.81
74	S	toluene-d8 (s)	1.295	1.185	8.5	98	0.00	12.09
75		4-methyl-2-pentanone	0.135	0.138	-2.2	97	0.00	11.89
76		toluene	1.586	1.442	9.1	98	0.00	12.17

			True	Calc.	% Drift			
77		3-methyl-1-butanol	1000.000	947.738	5.2	95	0.00	11.91

			AvgRF	CCRF	% Dev			
78		trans-1,3-dichloropropene	0.543	0.553	-1.8	99	0.00	12.36
79		ethyl methacrylate	0.415	0.437	-5.3	98	0.00	12.35
80		1,1,2-trichloroethane	0.253	0.252	0.4	99	0.00	12.57
81		2-hexanone	0.120	0.114	5.0	88	0.00	12.74
82	I	chlorobenzene-d5	1.000	1.000	0.0	106	0.00	13.59
83		tetrachloroethene	0.460	0.409	11.1	91	0.00	12.75
84		1,3-dichloropropane	0.665	0.658	1.1	98	0.00	12.75
85		butyl acetate	0.290	0.306	-5.5	98	0.00	12.81
86		dibromochloromethane	0.383	0.386	-0.8	97	0.00	13.01
87		1,2-dibromoethane	0.322	0.326	-1.2	98	0.00	13.17

Initial Calibration Verification

Job Number: JB70128 **Sample:** V3C4989-ICV4989
Account: LANGAN Langan Engineering & Environmental **Lab FileID:** 3C110771.D
Project: Carroll Gardens, 363-365 Bond Street, Brooklyn, NY

			True	Calc.	% Drift			
88		3,3-Dimethyl-1-Butanol	500.000	451.829	9.6	93	0.00	12.90
			AvgRF	CCRF	% Dev			
89		chlorobenzene	1.192	1.086	8.9	98	0.00	13.62
90		1,1,1,2-tetrachloroethane	0.415	0.402	3.1	98	0.00	13.68
91		ethylbenzene	2.275	2.053	9.8	99	0.00	13.67
92		m,p-xylene	0.791	0.728	8.0	98	0.00	13.78
93		o-xylene	1.799	1.714	4.7	100	0.00	14.19
94		styrene	1.130	1.170	-3.5	98	0.00	14.20
95		BUTYL ACRYLATE		----------NA----------				
96		bromoform	0.227	0.232	-2.2	97	0.00	14.46
97	I	1,4-dichlorobenzene-d4	1.000	1.000	0.0	106	0.00	15.88
98		isopropylbenzene	4.952	4.429	10.6	98	0.00	14.53
99	S	4-bromofluorobenzene (s)	1.513	1.424	5.9	98	0.00	14.73
100		bromobenzene	1.037	0.968	6.7	96	0.00	14.92
101		cyclohexanone	0.224	0.201	10.3	77	0.00	14.69
102		1,1,2,2-tetrachloroethane	1.082	1.051	2.9	96	0.00	14.83
103		trans-1,4-dichloro-2-bute	0.338	0.352	-4.1	98	0.00	14.87
104		1,2,3-trichloropropane	0.266	0.253	4.9	94	0.00	14.90
105		n-propylbenzene	5.512	5.142	6.7	98	0.00	14.93
106		4-Ethyltoluene	4.423	4.175	5.6	99	0.00	15.03
107		2-chlorotoluene	1.071	0.990	7.6	98	0.00	15.08
108		4-chlorotoluene	1.087	1.007	7.4	98	0.00	15.17
109		1,3,5-trimethylbenzene	4.100	3.833	6.5	98	0.00	15.08
110		tert-butylbenzene	3.345	3.084	7.8	97	0.00	15.43
111		pentachloroethane	0.620	0.599	3.4	105	0.00	15.51
112		1,2,4-trimethylbenzene	4.006	3.730	6.9	98	0.00	15.47
113		sec-butylbenzene	5.028	4.656	7.4	98	0.00	15.63
114		1,3-dichlorobenzene	2.044	1.835	10.2	97	0.00	15.82
115		p-isopropyltoluene	4.000	3.754	6.2	98	0.00	15.75
116		1,4-dichlorobenzene	2.053	1.805	12.1	96	0.00	15.91
117		1,2-dichlorobenzene	1.902	1.742	8.4	96	0.00	16.29
118		1,4-Diethylbenzene	2.213	2.220	-0.3	98	0.00	16.13
119		n-butylbenzene	2.110	2.057	2.5	99	0.00	16.16
120		1,2,4,5-Tetramethylbenzen	3.454	3.614	-4.6	100	0.00	16.92
121		1,2-dibromo-3-chloropropa	0.166	0.164	1.2	96	0.00	17.06
122		1,3,5-Trichlorobenzene	1.481	1.423	3.9	95	0.00	17.25
123		1,2,4-trichlorobenzene	1.113	1.161	-4.3	96	0.00	17.88
124		hexachlorobutadiene	0.891	0.826	7.3	98	0.00	17.99
125		naphthalene	2.345	2.404	-2.5	96	0.00	18.15
126		1,2,3-trichlorobenzene	1.041	1.055	-1.3	97	0.00	18.40
127		hexachloroethane	0.730	0.714	2.2	100	0.00	16.56
128		Benzyl chloride	1.854	1.769	4.6	90	0.00	16.02

(#) = Out of Range SPCC's out = 0 CCC's out = 0

3C110766.D M3C4989.M Wed Jun 18 15:45:58 2014 MS3C

Continuing Calibration Summary

Job Number: JB70128 **Sample:** V3C5008-CC4989
Account: LANGAN Langan Engineering & Environmental **Lab FileID:** 3C111161.D
Project: Carroll Gardens, 363-365 Bond Street, Brooklyn, NY

Evaluate Continuing Calibration Report

Data File : C:\MSDChem\1\DATA\3C111161.D Vial: 2
Acq On : 27 Jun 2014 3:11 pm Operator: prashans
Sample : CC4989-20 Inst : MS3C
Misc : MS69579,V3C5008,5.0,,,,1 Multiplr: 1.00
MS Integration Params: RTEINT.P

Method : C:\MSDCHEM\1\METHODS\M3C4989.M (RTE Integrator)
Title : Method SW846 8260B, ZB624 60m x 0.25mm x 1.4um
Last Update : Wed Jun 18 08:58:10 2014
Response via : Multiple Level Calibration

Min. RRF : 0.000 Min. Rel. Area : 50% Max. R.T. Dev 0.50min
Max. RRF Dev : 20% Max. Rel. Area : 200%

		Compound	AvgRF	CCRF	%Dev	Area%	Dev(min)	R.T.
1	I	Tert Butyl Alcohol-d9	1.000	1.000	0.0	134	-0.01	7.30
2		1,4-dioxane	0.105	0.103	1.9	133	0.00	11.17
3		tertiary butyl alcohol	1.662	1.782	-7.2	152	0.00	7.43
4		ethanol		----------NA----------				
5	I	pentafluorobenzene	1.000	1.000	0.0	143	0.00	9.54
6		chlorodifluoromethane	0.628	0.446	29.0#	105	-0.01	3.97
7		dichlorodifluoromethane	0.696	0.614	11.8	127	-0.01	3.97
8		chloromethane	0.862	0.794	7.9	139	-0.01	4.29
9		vinyl chloride	0.710	0.639	10.0	132	-0.01	4.54
10		bromomethane	0.367	0.328	10.6	131	0.00	5.20
11		chloroethane	0.324	0.303	6.5	133	0.00	5.37
12		Vinyl Bromide		----------NA----------				
13		Pentane		----------NA----------				
14		trichlorofluoromethane	0.747	0.733	1.9	142	-0.01	5.80
15		ethyl ether	0.292	0.286	2.1	137	0.00	6.22
16		acrolein	0.097	0.084	13.4	129	0.00	6.47
17		1,1-dichloroethene	0.892	0.924	-3.6	147	0.00	6.64
18		acetone	0.063	0.056	11.1	120	0.01	6.70
19		allyl chloride	0.290	0.285	1.7	141	0.00	7.17
20		acetonitrile	0.050	0.047	6.0	139	0.00	7.11
21		iodomethane	0.704	0.727	-3.3	145	0.00	6.92
22		iso-butyl alcohol	0.021	0.022	-4.8	156	0.00	9.82
23		carbon disulfide	1.818	1.698	6.6	137	0.00	7.05
24		methylene chloride	0.587	0.536	8.7	133	0.00	7.35
25		methyl acetate	0.071	0.065	8.5	133	0.00	7.15
26		methyl tert butyl ether	1.678	1.523	9.2	134	-0.01	7.67
27		trans-1,2-dichloroethene	0.919	0.952	-3.6	145	0.00	7.73
28		di-isopropyl ether	2.304	2.283	0.9	141	0.00	8.27
29		ethyl tert-butyl ether	2.045	2.004	2.0	140	0.00	8.74
30		2-butanone	0.060	0.058	3.3	134	0.00	9.00
31		1,1-dichloroethane	1.082	1.132	-4.6	147	0.00	8.29
32		chloroprene	0.923	0.959	-3.9	145	0.00	8.40
33		acrylonitrile	0.179	0.156	12.8	121	0.00	7.67
34		vinyl acetate	0.079	0.075	5.1	138	0.00	8.28
35		ethyl acetate	0.073	0.069	5.5	141	0.00	9.01
36		2,2-dichloropropane	0.906	1.010	-11.5	156	0.00	9.03
37		cis-1,2-dichloroethene	1.070	1.127	-5.3	145	0.00	9.02
38		propionitrile	0.069	0.066	4.3	134	0.00	9.08
		----------	True	Calc.	% Drift	----------		
39		Methyl Acrylate	20.000	18.416	7.9	128	0.00	9.10

Continuing Calibration Summary

Job Number: JB70128 **Sample:** V3C5008-CC4989
Account: LANGAN Langan Engineering & Environmental **Lab FileID:** 3C111161.D
Project: Carroll Gardens, 363-365 Bond Street, Brooklyn, NY

			AvgRF	CCRF	% Dev			
40		bromochloromethane	0.216	0.227	-5.1	146	0.00	9.34
41		tetrahydrofuran	0.061	0.058	4.9	135	0.00	9.38
42		chloroform	1.023	0.989	3.3	146	0.00	9.39
43		tert-Butyl Formate	0.466	0.475	-1.9	147	0.00	9.43
44	S	dibromofluoromethane (s)	0.455	0.496	-9.0	165	0.00	9.59
45	S	1,2-dichloroethane-d4 (s)	0.670	0.682	-1.8	157	0.00	10.01
46		freon 113	0.349	0.300	14.0	133	0.00	6.62
47		methacrylonitrile	0.331	0.330	0.3	147	0.00	9.27
48		1,1,1-trichloroethane	0.839	0.881	-5.0	150	0.00	9.65
49		Cyclohexane	0.821	0.804	2.1	140	0.00	9.72
50		Tert Amyl Alcohol		----------NA----------				
51		2,2,4-trimethylpentane	2.581	2.469	4.3	138	0.00	10.09
52		tert-amyl methyl ether	1.808	1.631	9.8	139	0.00	10.12
53	I	1,4-difluorobenzene	1.000	1.000	0.0	142	0.00	10.46
54		epichlorohydrin	0.035	0.033	5.7	138	0.00	11.71

			True	Calc.	% Drift			
55		n-butyl alcohol	1000.000	978.020	2.2	136	0.00	10.58

			AvgRF	CCRF	% Dev			
56		carbon tetrachloride	0.518	0.553	-6.8	153	0.00	9.85
57		1,1-dichloropropene	0.567	0.579	-2.1	148	0.00	9.82
58		hexane	0.640	0.611	4.5	136	0.00	8.03
59		benzene	1.667	1.627	2.4	140	0.00	10.09
60		heptane	0.393	0.386	1.8	143	0.00	10.26
61		isopropyl acetate	0.070	0.068	2.9	139	0.00	10.00
62		1,2-dichloroethane	0.554	0.622	-12.3	155	0.00	10.10
63		trichloroethene	0.383	0.394	-2.9	144	0.00	10.80
64		ethyl acrylate		----------NA----------				
65		Tert-Amyl ethyl ether		----------NA----------				
66		2-nitropropane	0.147	0.147	0.0	145	0.00	11.57
67		2-chloroethyl vinyl ether	0.149	0.159	-6.7	144	0.00	11.59
68		methyl methacrylate	0.073	0.071	2.7	140	0.00	11.07
69		1,2-dichloropropane	0.443	0.440	0.7	138	0.00	11.06
70		methylcyclohexane	0.699	0.686	1.9	144	0.00	11.02
71		dibromomethane	0.195	0.205	-5.1	146	0.00	11.23
72		bromodichloromethane	0.497	0.533	-7.2	147	0.00	11.35
73		cis-1,3-dichloropropene	0.604	0.613	-1.5	135	0.00	11.81
74	S	toluene-d8 (s)	1.295	1.360	-5.0	156	0.00	12.09
75		4-methyl-2-pentanone	0.135	0.131	3.0	137	0.00	11.89
76		toluene	1.586	1.441	9.1	131	0.00	12.17

			True	Calc.	% Drift			
77		3-methyl-1-butanol	400.000	389.452	2.6	136	0.00	11.91

			AvgRF	CCRF	% Dev			
78		trans-1,3-dichloropropene	0.543	0.556	-2.4	139	0.00	12.36
79		ethyl methacrylate	0.415	0.387	6.7	128	0.00	12.35
80		1,1,2-trichloroethane	0.253	0.253	0.0	137	0.00	12.57
81		2-hexanone	0.120	0.107	10.8	129	0.00	12.74
82	I	chlorobenzene-d5	1.000	1.000	0.0	130	0.00	13.59
83		tetrachloroethene	0.460	0.447	2.8	128	0.00	12.75
84		1,3-dichloropropane	0.665	0.709	-6.6	134	0.00	12.75
85		butyl acetate	0.290	0.297	-2.4	132	0.00	12.82
86		dibromochloromethane	0.383	0.418	-9.1	140	0.00	13.01
87		1,2-dibromoethane	0.322	0.338	-5.0	132	0.00	13.17

Continuing Calibration Summary

Job Number: JB70128 **Sample:** V3C5008-CC4989
Account: LANGAN Langan Engineering & Environmental **Lab FileID:** 3C111161.D
Project: Carroll Gardens, 363-365 Bond Street, Brooklyn, NY

			True	Calc.	% Drift			
88		3,3-Dimethyl-1-Butanol	200.000	204.394	-2.2	141	0.00	12.90
			AvgRF	CCRF	% Dev			
89		chlorobenzene	1.192	1.155	3.1	129	0.00	13.62
90		1,1,1,2-tetrachloroethane	0.415	0.443	-6.7	140	0.00	13.68
91		ethylbenzene	2.275	2.189	3.8	129	0.00	13.67
92		m,p-xylene	0.791	0.768	2.9	127	0.00	13.78
93		o-xylene	1.799	1.800	-0.1	130	0.00	14.19
94		styrene	1.130	1.138	-0.7	125	0.00	14.20
95		BUTYL ACRYLATE		----------NA----------				
96		bromoform	0.227	0.237	-4.4	134	0.00	14.46
97	I	1,4-dichlorobenzene-d4	1.000	1.000	0.0	127	0.00	15.88
98		isopropylbenzene	4.952	4.827	2.5	127	0.00	14.53
99	S	4-bromofluorobenzene (s)	1.513	1.737	-14.8	152	0.00	14.73
100		bromobenzene	1.037	1.072	-3.4	130	0.00	14.92
101		cyclohexanone	0.224	0.237	-5.8	129	0.00	14.69
102		1,1,2,2-tetrachloroethane	1.082	1.130	-4.4	130	0.00	14.83
103		trans-1,4-dichloro-2-bute	0.338	0.400	-18.3	150	0.00	14.87
104		1,2,3-trichloropropane	0.266	0.276	-3.8	130	0.00	14.90
105		n-propylbenzene	5.512	5.559	-0.9	127	0.00	14.93
106		4-Ethyltoluene		----------NA----------				
107		2-chlorotoluene	1.071	1.082	-1.0	127	0.00	15.07
108		4-chlorotoluene	1.087	1.075	1.1	129	0.00	15.17
109		1,3,5-trimethylbenzene	4.100	4.139	-1.0	131	0.00	15.08
110		tert-butylbenzene	3.345	3.299	1.4	126	0.00	15.43
111		pentachloroethane	0.620	0.675	-8.9	136	0.00	15.51
112		1,2,4-trimethylbenzene	4.006	3.931	1.9	127	0.00	15.47
113		sec-butylbenzene	5.028	4.938	1.8	124	0.00	15.63
114		1,3-dichlorobenzene	2.044	1.968	3.7	126	0.00	15.82
115		p-isopropyltoluene	4.000	3.987	0.3	126	0.00	15.75
116		1,4-dichlorobenzene	2.053	1.935	5.7	127	0.00	15.91
117		1,2-dichlorobenzene	1.902	1.825	4.0	128	0.00	16.29
118		1,4-Diethylbenzene		----------NA----------				
119		n-butylbenzene	2.110	2.060	2.4	123	0.00	16.16
120		1,2,4,5-Tetramethylbenzen		----------NA----------				
121		1,2-dibromo-3-chloropropa	0.166	0.162	2.4	132	0.00	17.06
122		1,3,5-Trichlorobenzene	1.481	1.587	-7.2	134	0.00	17.25
123		1,2,4-trichlorobenzene	1.113	1.203	-8.1	135	0.00	17.88
124		hexachlorobutadiene	0.891	0.937	-5.2	138	0.00	17.99
125		naphthalene	2.345	2.290	2.3	127	0.00	18.15
126		1,2,3-trichlorobenzene	1.041	1.084	-4.1	131	0.00	18.40
127		hexachloroethane	0.730	0.732	-0.3	128	0.00	16.55
128		Benzyl chloride	1.854	1.949	-5.1	135	0.00	16.02

(#) = Out of Range SPCC's out = 0 CCC's out = 0

3C110765.D M3C4989.M Mon Jun 30 15:15:04 2014 MS3C

Initial Calibration Summary

Job Number: JB70128 **Sample:** VY6377-ICC6377
Account: LANGAN Langan Engineering & Environmental **Lab FileID:** Y146740.D
Project: Carroll Gardens, 363-365 Bond Street, Brooklyn, NY

Response Factor Report MSY

Method : C:\MSDCHEM\1\METHODS\MYS6377.M (RTE Integrator)
Title : Method SW846 8260B, ZB624 60m x 0.25mm x 1.4um
Last Update : Wed Jun 25 11:30:58 2014
Response via : Initial Calibration

Calibration Files
5 =Y146737.D 10 =Y146738.D 0.5 =Y146734.D 50 =Y146740.D
100 =Y146741.D 1 =Y146735.D 200 =Y146742.D 20 =Y146739.D
2 =Y146736.D 0.2 =Y146733.D = =

Compound	5	10	0.5	50	100	1	200	20	2	0.2	Avg	%RSD
1) I Tert Butyl Alcohol-d9	----------ISTD----------											
2) 1,4-dioxane	0.117	0.121	0.129	0.118		0.118	0.115				0.120	3.98
3) ETHANOL											0.000	-1.00
4) tertiary butyl alcohol	1.400	1.367	1.368	1.316	1.266	1.282	1.311	1.286			1.324	3.65
5) I pentafluorobenzene	----------ISTD----------											
6) propene											0.000	-1.00
7) freon 141b											0.000	-1.00
8) freon 142b											0.000	-1.00
9) freon 143a											0.000	-1.00
10) freon 114											0.000	-1.00
11) chlorodifluoromethane	0.309	0.341	0.311	0.310		0.304	0.374	0.326			0.325	7.71
12) dichlorodifluoromethane	0.386	0.397	0.355	0.375		0.366	0.425	0.353			0.380	6.70
13) chloromethane	0.530	0.531	0.504	0.506	0.658	0.499	0.562	0.491			0.535	10.21
14) vinyl chloride	0.491	0.492	0.454	0.459	0.541	0.451	0.517	0.424			0.479	8.10
15) 1,3-butadiene											0.000	-1.00
16) bromomethane	0.370	0.361	0.331	0.324		0.275	0.369	0.369			0.343	10.34
17) chloroethane	0.226	0.228	0.216	0.214	0.233	0.203	0.240	0.204			0.221	6.10
18) Vinyl Bromide											0.000	-1.00
19) trichlorofluoromethane	0.513	0.517	0.461	0.476	0.632	0.465	0.548	0.496			0.514	10.91
20) ethyl ether	0.212	0.212	0.202	0.219	0.193	0.219	0.215	0.193			0.208	5.16
21) 2-chloropropane	0.144	0.155	0.139	0.142		0.140	0.162	0.134			0.145	6.67
22) acrolein	0.093	0.083	0.073		0.077	0.076	0.075	0.077			0.079	8.51
23) 1,1-dichloroethene												

	0.533	0.539	0.615	0.487	0.493	0.535	0.492	0.554	0.513		0.529	7.55
24)	acetone											
	0.273	0.235		0.196	0.182			0.235			0.224	16.10
25)	allyl chloride											
	0.196	0.201		0.182	0.184		0.185	0.180			0.188	4.48
26)	acetonitrile											
	0.036	0.033		0.027	0.029		0.028	0.027			0.030	12.10
27)	iodomethane											
	0.676	0.668		0.636	0.654	0.679	0.654	0.717	0.662		0.668	3.58
28)	carbon disulfide											
	1.236	1.239	1.643	1.128	1.138	1.321	1.129	1.296	1.225		1.262	12.63
29)	1-chloropropane											
	0.926	0.779		0.590	0.593		0.584	0.738			0.702	19.69
30)	methylene chloride											
	0.843	0.736		0.560	0.561		0.553	0.663			0.653	18.15
31)	methyl acetate											
	0.044	0.052		0.056	0.059		0.060	0.054			0.054	10.94
32)	methyl tert butyl ether											
	1.158	1.157	1.099	1.096	1.164	1.220	1.143	1.176	1.142	1.146	1.150	3.12
33)	trans-1,2-dichloroethene											
	0.530	0.538	0.595	0.494	0.509	0.519	0.510	0.560	0.519		0.530	5.80
34)	di-isopropyl ether											
	1.283	1.339	1.359	1.305	1.338	1.434	1.344	1.420	1.298	1.633	1.375	7.49
35)	ethyl tert-butyl ether											
	1.222	1.293	1.150	1.269	1.300	1.371	1.302	1.358	1.227	1.372	1.286	5.61
36)	2-butanone											
	0.051	0.053		0.054	0.056		0.050	0.056			0.053	4.64
37)	1,1-dichloroethane											
	0.692	0.691	0.775	0.638	0.659	0.721	0.665	0.718	0.658		0.691	6.12
38)	chloroprene											
	0.480	0.510	0.505	0.467	0.475	0.506	0.479	0.534	0.457		0.490	5.02
39)	acrylonitrile											
	0.131	0.131		0.129	0.137	0.112	0.132	0.134	0.111		0.127	7.80
40)	vinyl acetate											
	0.037	0.045		0.059	0.063		0.063	0.057			0.054	19.67
41)	ethyl acetate											
	0.049	0.054		0.057	0.060		0.059	0.061			0.057	8.20
42)	2,2-dichloropropane											
	0.527	0.530	0.659	0.476	0.479	0.609	0.471	0.564	0.538		0.539	11.80
43)	cis-1,2-dichloroethene											
	0.435	0.434	0.512	0.404	0.420	0.478	0.428	0.458	0.446		0.446	7.31
44)	propionitrile											
	0.052	0.051		0.051	0.054	0.035	0.053	0.052	0.043		0.049	13.59
45)	bromochloromethane											
	0.276	0.278		0.264	0.281	0.282	0.282	0.284	0.274		0.278	2.35
46)	tetrahydrofuran											
	0.051	0.052		0.049	0.052		0.051	0.048			0.051	3.28
47)	chloroform											
	0.687	0.674		0.630	0.655	0.846	0.659	0.705	0.697		0.694	9.50
48)	tert-Butyl Formate											
	0.249	0.255		0.262	0.271		0.267	0.272	0.245		0.260	4.16
49)	isobutyl alcohol											
	0.017	0.014		0.013	0.014		0.013	0.013			0.014	10.17
50)	dibromofluoromethane (s)											
	0.396	0.384		0.348	0.367		0.366	0.398	0.472		0.390	10.27
51)	1,2-dichloroethane-d4 (s)											
	0.429	0.414		0.393	0.415		0.405	0.420			0.413	2.98
52)	freon 113											
	0.256	0.270		0.239	0.249		0.245	0.283	0.230		0.253	7.25
53)	methacrylonitrile											

Initial Calibration Summary

Job Number: JB70128 **Sample:** VY6377-ICC6377
Account: LANGAN Langan Engineering & Environmental **Lab FileID:** Y146740.D
Project: Carroll Gardens, 363-365 Bond Street, Brooklyn, NY

	0.143	0.148	0.142	0.155	0.151	0.146				0.148	3.35
54)	1,1,1-trichloroethane										
	0.532	0.549	0.631	0.494	0.505	0.554	0.504	0.576	0.510	0.539	8.15
55)	Cyclohexane										
	0.559	0.547	0.650	0.488	0.494	0.582	0.495	0.581	0.561	0.551	9.55
56)	2,2,4-trimethylpentane										
	1.420	1.526	1.400	1.144	1.370	1.568	1.361	1.556	1.424	1.419	9.13
57)	tert-amyl methyl ether										
	1.208	1.232	1.212	1.216	1.261	1.385	1.246	1.297	1.209	1.252	4.64
58)	I 1,4-difluorobenzene	----------ISTD----------									
59)	epichlorohydrin										
	0.031	0.032	0.031	0.032	0.031	0.031	0.027			0.031	5.19
60)	n-butyl alcohol										
	0.010	0.010	0.010	0.011	0.009	0.010	0.010	0.008		0.010	9.79
61)	carbon tetrachloride										
	0.396	0.406	0.449	0.372	0.371	0.434	0.368	0.418	0.380	0.399	7.44
62)	1,1-dichloropropene										
	0.399	0.421	0.479	0.375	0.379	0.407	0.380	0.431	0.387	0.406	8.24
63)	hexane										
	0.465	0.457	0.344	0.382	0.379	0.458				0.414	12.55
64)	Tert Amyl Alcohol										
	0.022	0.021	0.020	0.020	0.019	0.021	0.018			0.020	6.03
65)	benzene										
	1.283	1.298	1.490	1.209	1.233	1.398	1.242	1.352	1.286	1.434	1.322	7.04
66)	heptane										
	0.256	0.265	0.207	0.232	0.228	0.273	0.256			0.245	9.54
67)	isopropyl acetate										
	0.125	0.131	0.133	0.135	0.133	0.140	0.114			0.130	6.58
68)	1,2-dichloroethane										
	0.381	0.389	0.308	0.373	0.388	0.379	0.382	0.393	0.362	0.373	7.01
69)	trichloroethene										
	0.323	0.329	0.354	0.302	0.304	0.334	0.306	0.335	0.301	0.321	5.87
70)	ethyl acrylate										
	0.323	0.366	0.386	0.404	0.398	0.399				0.379	8.06
71)	2-nitropropane										
	0.110	0.110	0.103	0.098	0.095	0.101	0.116			0.105	7.18
72)	2-chloroethyl vinyl ether										
	0.131	0.137	0.140	0.144	0.141	0.143	0.119			0.136	6.36
73)	methyl methacrylate										
	0.212	0.218	0.211	0.221	0.214	0.214	0.188			0.211	5.08
74)	1,2-dichloropropane										
	0.339	0.345	0.353	0.319	0.331	0.366	0.333	0.352	0.331	0.341	4.19
75)	methylcyclohexane										
	0.521	0.553	0.541	0.483	0.499	0.572	0.497	0.577	0.507	0.528	6.51
76)	Tert-amyl ethyl ether										
	0.756	0.781	0.813	0.771	0.797	0.771	0.795	0.852	0.722	0.784	4.68
77)	dibromomethane										
	0.200	0.208	0.195	0.203	0.177	0.200	0.204	0.194		0.198	4.72
78)	bromodichloromethane										
	0.437	0.439	0.415	0.423	0.444	0.465	0.444	0.456	0.429	0.439	3.55
79)	cis-1,3-dichloropropene										
	0.551	0.565	0.527	0.536	0.554	0.584	0.557	0.581	0.542	0.555	3.47
80)	toluene-d8 (s)										
	1.187	1.185	1.061	1.082	1.069	1.201	1.309			1.156	7.85
81)	4-methyl-2-pentanone										
	0.122	0.127	0.123	0.130	0.124	0.124	0.107			0.122	6.10
82)	toluene										
	1.377	1.380	1.815	1.268	1.289	1.530	1.288	1.426	1.425	1.422	11.90
83)	3-methyl-1-butanol										

Initial Calibration Summary

Job Number: JB70128 **Sample:** VY6377-ICC6377
Account: LANGAN Langan Engineering & Environmental **Lab FileID:** Y146740.D
Project: Carroll Gardens, 363-365 Bond Street, Brooklyn, NY

	0.009	0.009	0.009	0.010	0.009	0.009	0.007				0.009	8.92
84)	trans-1,3-dichloropropene											
	0.498	0.499	0.397	0.487	0.502	0.486	0.499	0.517	0.474		0.484	7.22
85)	ethyl methacrylate											
	0.399	0.403	0.400	0.419	0.392	0.413	0.414	0.362			0.400	4.45
86)	1,1,2-trichloroethane											
	0.253	0.250	0.217	0.244	0.253	0.253	0.252	0.257	0.241		0.247	4.86
87)	2-hexanone											
	0.140	0.140	0.143	0.146	0.135	0.148	0.103				0.136	11.14
88)	I chlorobenzene-d5	----------ISTD----------										
89)	tetrachloroethene											
	0.434	0.440	0.492	0.410	0.417	0.421	0.402	0.442	0.384		0.427	7.22
90)	1,3-dichloropropane											
	0.535	0.546	0.469	0.515	0.537	0.581	0.534	0.546	0.503		0.530	5.93
91)	butyl acetate											
	0.222	0.236	0.247	0.251	0.241	0.261					0.243	5.46
92)	dibromochloromethane											
	0.415	0.426	0.394	0.405	0.429	0.409	0.429	0.424	0.393		0.414	3.43
93)	1,2-dibromoethane											
	0.355	0.356	0.307	0.335	0.355	0.339	0.353	0.348	0.316		0.341	5.33
94)	3,3-Dimethyl-1-Butanol											
	0.041	0.041	0.040	0.041	0.041	0.040	0.039	0.035			0.040	5.08
95)	n-butyl ether											
											0.000	-1.00
96)	chlorobenzene											
	1.064	1.067	1.109	0.979	1.010	1.120	1.018	1.078	1.019		1.052	4.56
97)	1,1,1,2-tetrachloroethane											
	0.388	0.384	0.353	0.367	0.382	0.389	0.384	0.395	0.364		0.379	3.63
98)	ethylbenzene											
	1.711	1.756	2.120	1.588	1.621	1.842	1.632	1.764	1.697	1.783	1.751	8.68
99)	m,p-xylene											
	0.677	0.695	0.807	0.623	0.635	0.713	0.637	0.693	0.648	0.759	0.689	8.56
100)	o-xylene											
	1.411	1.400	1.572	1.294	1.332	1.453	1.341	1.416	1.329	1.430	1.398	5.75
101)	styrene											
	1.105	1.151	1.050	1.093	1.135	1.121	1.146	1.178	1.048	1.018	1.105	4.71
102)	bromoform											
	0.297	0.294	0.255	0.284	0.303	0.277	0.303	0.295	0.266		0.286	5.95
103)	I 1,4-dichlorobenzene-d	----------ISTD----------										
104)	isopropylbenzene											
	3.227	3.272	3.967	2.945	2.956	3.399	2.957	3.228	3.059	3.880	3.289	11.21
105)	4-bromofluorobenzene (s)											
	0.982	0.987	0.892	0.909	1.242	0.903	0.962	1.137			1.002	12.43
106)	cis-1,4-dichloro-2-butene											
											0.000	-1.00
107)	bromobenzene											
	0.923	0.931	0.873	0.879	0.906	0.950	0.914	0.924	0.886		0.910	2.83
108)	cyclohexanone											
	0.179	0.172	0.161	0.162	0.138	0.161	0.148				0.160	8.76
109)	1,1,2,2-tetrachloroethane											
	0.965	0.946	0.891	0.880	0.916	0.969	0.886	0.896	0.895		0.916	3.83
110)	trans-1,4-dichloro-2-butene											
	0.232	0.224	0.217	0.229	0.220	0.223	0.189				0.219	6.48
111)	1,2,3-trichloropropane											
	0.208	0.210	0.192	0.201	0.207	0.193	0.190	0.194			0.199	3.92
112)	n-propylbenzene											
	3.694	3.753	4.500	3.440	3.428	3.871	3.432	3.750	3.537	3.487	3.689	8.84
113)	4-Ethyltoluene											

Initial Calibration Summary

Job Number: JB70128 **Sample:** VY6377-ICC6377
Account: LANGAN Langan Engineering & Environmental **Lab FileID:** Y146740.D
Project: Carroll Gardens, 363-365 Bond Street, Brooklyn, NY

```
       2.949 3.148 3.081 2.953 2.924 3.076 2.913 3.292 2.705        3.005    5.57
114)  2-chlorotoluene
       0.817 0.820 0.874 0.750 0.762 0.813 0.757 0.832 0.802        0.803    5.05
115)  4-chlorotoluene
       2.374 2.426 2.790 2.213 2.229 2.486 2.250 2.417 2.314        2.389    7.46
116)  1,3,5-trimethylbenzene
       2.665 2.721 3.343 2.473 2.470 2.800 2.474 2.705 2.592 2.991  2.723   10.03
117)  tert-butylbenzene
       2.208 2.260 2.740 2.052 2.083 2.381 2.065 2.278 2.108 1.987  2.216    9.96
118)  pentachloroethane
       0.543 0.577       0.509 0.535 0.572 0.558 0.567 0.534        0.549    4.25
119)  1,2,4-trimethylbenzene
       2.678 2.660 3.047 2.488 2.505 2.801 2.490 2.691 2.543 2.988  2.689    7.50
120)  sec-butylbenzene
       3.478 3.542 4.280 3.188 3.194 3.659 3.159 3.562 3.194 3.728  3.498    9.95
121)  1,3-dichlorobenzene
       1.705 1.708 1.756 1.619 1.636 1.711 1.645 1.752 1.660 1.585  1.678    3.41
122)  p-isopropyltoluene
       2.904 2.945 3.263 2.712 2.704 3.104 2.678 2.987 2.773 2.852  2.892    6.56
123)  1,4-dichlorobenzene
       1.727 1.736 1.906 1.641 1.663 1.840 1.665 1.763 1.739        1.742    4.96
124)  1,2-dichlorobenzene
       1.641 1.619 1.659 1.544 1.580 1.690 1.574 1.634 1.567        1.612    3.01
125)  n-butylbenzene
       1.513 1.535 1.729 1.410 1.411 1.489 1.395 1.576 1.404        1.496    7.32
126)  p-Diethylbenzene
       1.649 1.749 1.778 1.658 1.623 1.732 1.617 1.878 1.519        1.689    6.28
127)  1,2-dibromo-3-chloropropane
       0.189 0.179       0.175 0.185       0.173 0.173 0.151        0.175    7.08
128)  1,3,5-Trichlorobenzene
       1.369 1.390 1.475 1.305 1.310 1.421 1.312 1.429 1.331 1.386  1.373    4.23
129)  1,2,4-trichlorobenzene
       1.169 1.195 1.162 1.160 1.159 1.188 1.165 1.217 1.112 0.976  1.151    5.85
130)  1,2,4,5-tetramethylbenzene
       2.471 2.612 2.628 2.578 2.538 2.511 2.510 2.823 2.394 2.719  2.579    4.82
131)  hexachlorobutadiene
       0.690 0.703 0.832 0.645 0.639 0.728 0.626 0.721 0.654        0.693    9.22
132)  naphthalene
       2.433 2.383 2.167 2.389 2.488 2.203 2.381 2.411 2.234        2.343    4.81
133)  1,2,3-trichlorobenzene
       1.078 1.074 1.047 1.065 1.075 1.082 1.047 1.110 1.043        1.069    1.99
134)  hexachloroethane
       0.575 0.574 0.628 0.541 0.550 0.589 0.552 0.566 0.538        0.568    4.95
135)  Benzyl chloride
       1.548 1.657       1.614 1.627 1.714 1.571 1.660 1.485        1.609    4.52
 ----------------------------------------------------------------------------
 (#) = Out of Range  ###  Number of calibration levels exceeded format  ###

          MYS6377.M         Wed Jun 25 11:36:43 2014   RPT1
```

Initial Calibration Verification

Job Number: JB70128 **Sample:** VY6377-ICV6377
Account: LANGAN Langan Engineering & Environmental **Lab FileID:** Y146748.D
Project: Carroll Gardens, 363-365 Bond Street, Brooklyn, NY

Evaluate Continuing Calibration Report

Data File : C:\MSDChem\1\DATA\Y146748.D Vial: 2
Acq On : 25 Jun 2014 10:14 am Operator: prashans
Sample : ICV6377-50 Inst : MSY
Misc : MS69208,VY6377,5.0,,,,1 Multiplr: 1.00
MS Integration Params: RTEINT.P

Method : C:\MSDCHEM\1\METHODS\MYS6377.M (RTE Integrator)
Title : Method SW846 8260B, ZB624 60m x 0.25mm x 1.4um
Last Update : Wed Jun 25 11:30:58 2014
Response via : Multiple Level Calibration

Min. RRF : 0.000 Min. Rel. Area : 50% Max. R.T. Dev 0.50min
Max. RRF Dev : 30% Max. Rel. Area : 200%

		Compound	AvgRF	CCRF	%Dev	Area%	Dev(min)	R.T.
1	I	Tert Butyl Alcohol-d9	1.000	1.000	0.0	108	0.00	7.36
2		1,4-dioxane	0.120	0.118	1.7	100	0.00	11.17
3		ETHANOL		----------NA----------				
4		tertiary butyl alcohol	1.324	1.285	2.9	102	0.00	7.47
5	I	pentafluorobenzene	1.000	1.000	0.0	109	0.00	9.52
6		propene		----------NA----------				
7		freon 141b		----------NA----------				
8		freon 142b		----------NA----------				
9		freon 143a		----------NA----------				
10		freon 114		----------NA----------				
11		chlorodifluoromethane	0.325	0.245	24.6	86	0.00	3.97
12		dichlorodifluoromethane	0.380	0.325	14.5	100	0.00	3.95
13		chloromethane	0.535	0.438	18.1	95	0.00	4.27
14		vinyl chloride	0.479	0.409	14.6	98	0.00	4.53
15		1,3-butadiene		----------NA----------				
16		bromomethane	0.343	0.298	13.1	98	0.00	5.18
17		chloroethane	0.221	0.193	12.7	97	0.00	5.36
18		Vinyl Bromide		----------NA----------				
19		trichlorofluoromethane	0.514	0.435	15.4	103	0.00	5.80
20		ethyl ether	0.208	0.198	4.8	107	0.00	6.20
21		2-chloropropane	0.145	0.128	11.7	100	0.00	6.41
22		acrolein	0.079	0.068	13.9	102	-0.01	6.51
23		1,1-dichloroethene	0.529	0.442	16.4	99	0.00	6.63
24		acetone	0.224	0.178	20.5	99	0.00	6.73
25		allyl chloride	0.188	0.167	11.2	100	0.00	7.17
26		acetonitrile	0.030	0.027	10.0	108	0.00	7.21
27		iodomethane	0.668	0.591	11.5	101	0.00	6.93
28		carbon disulfide	1.262	1.020	19.2	99	0.00	7.03
29		1-chloropropane	0.702	0.548	21.9	101	0.00	7.38
30		methylene chloride	0.653	0.514	21.3	100	0.00	7.37
31		methyl acetate	0.054	0.050	7.4	97	0.00	7.17
32		methyl tert butyl ether	1.150	1.015	11.8	101	-0.01	7.66
33		trans-1,2-dichloroethene	0.530	0.456	14.0	101	0.00	7.71
34		di-isopropyl ether	1.375	1.172	14.8	98	0.00	8.23
35		ethyl tert-butyl ether	1.286	1.107	13.9	95	0.00	8.69
36		2-butanone	0.053	0.054	-1.9	109	0.00	9.02
37		1,1-dichloroethane	0.691	0.595	13.9	102	0.00	8.29
38		chloroprene	0.490	0.375	23.5	88	0.00	8.38
39		acrylonitrile	0.127	0.119	6.3	101	0.00	7.74
40		vinyl acetate	0.054	0.059	-9.3	110	-0.01	8.27
41		ethyl acetate	0.057	0.048	15.8	90	0.00	9.01

Initial Calibration Verification

Job Number: JB70128 **Sample:** VY6377-ICV6377
Account: LANGAN Langan Engineering & Environmental **Lab FileID:** Y146748.D
Project: Carroll Gardens, 363-365 Bond Street, Brooklyn, NY

42		2,2-dichloropropane	0.539	0.444	17.6	102	0.00	9.02
43		cis-1,2-dichloroethene	0.446	0.379	15.0	102	0.00	9.03
44		propionitrile	0.049	0.048	2.0	102	0.00	9.15
45		bromochloromethane	0.278	0.255	8.3	105	0.00	9.35
46		tetrahydrofuran	0.051	0.046	9.8	102	0.00	9.37
47		chloroform	0.694	0.594	14.4	103	0.00	9.39
48		tert-Butyl Formate	0.260	0.244	6.2	102	0.00	9.41
49		isobutyl alcohol	0.014	0.013	7.1	105	0.00	9.84
50	S	dibromofluoromethane (s)	0.390	0.328	15.9	103	0.00	9.60
51	S	1,2-dichloroethane-d4 (s)	0.413	0.347	16.0	96	0.00	10.02
52		freon 113	0.253	0.218	13.8	100	0.00	6.57
53		methacrylonitrile	0.148	0.138	6.8	106	0.00	9.30
54		1,1,1-trichloroethane	0.539	0.456	15.4	101	0.00	9.62
55		Cyclohexane	0.551	0.443	19.6	99	0.00	9.67
56		2,2,4-trimethylpentane	1.419	0.933	34.2#	89	0.00	10.01
57		tert-amyl methyl ether	1.252	1.104	11.8	99	0.00	10.07
58	I	1,4-difluorobenzene	1.000	1.000	0.0	111	0.00	10.43
59		epichlorohydrin	0.031	0.028	9.7	100	0.00	11.72
60		n-butyl alcohol	0.010	0.010	0.0	103	0.00	10.59
61		carbon tetrachloride	0.399	0.333	16.5	99	0.00	9.81
62		1,1-dichloropropene	0.406	0.336	17.2	99	0.00	9.79
63		hexane	0.414	0.319	22.9	103	0.00	7.97
64		Tert Amyl Alcohol	0.020	0.018	10.0	101	0.00	9.96
65		benzene	1.322	1.104	16.5	101	0.00	10.06
66		heptane	0.245	0.173	29.4	93	0.00	10.18
67		isopropyl acetate	0.130	0.119	8.5	99	0.00	9.98
68		1,2-dichloroethane	0.373	0.350	6.2	104	0.00	10.10
69		trichloroethene	0.321	0.274	14.6	101	0.00	10.77
70		ethyl acrylate	0.379	0.352	7.1	101	0.00	10.78
71		2-nitropropane	0.105	0.090	14.3	97	0.00	11.58
72		2-chloroethyl vinyl ether	0.136	0.120	11.8	95	0.00	11.57
73		methyl methacrylate	0.211	0.197	6.6	104	0.00	11.04
74		1,2-dichloropropane	0.341	0.299	12.3	104	0.00	11.05
75		methylcyclohexane	0.528	0.384	27.3	88	0.00	10.95
76		Tert-amyl ethyl ether	0.784	0.726	7.4	105	0.00	10.89
77		dibromomethane	0.198	0.185	6.6	105	0.00	11.22
78		bromodichloromethane	0.439	0.399	9.1	104	0.00	11.34
79		cis-1,3-dichloropropene	0.555	0.504	9.2	104	0.00	11.79
80	S	toluene-d8 (s)	1.156	0.967	16.3	101	0.00	12.05
81		4-methyl-2-pentanone	0.122	0.115	5.7	103	0.00	11.88
82		toluene	1.422	1.160	18.4	102	0.00	12.12
83		3-methyl-1-butanol	0.009	0.009	0.0	101	0.00	11.91
84		trans-1,3-dichloropropene	0.484	0.456	5.8	104	0.00	12.35
85		ethyl methacrylate	0.400	0.379	5.3	105	0.00	12.31
86		1,1,2-trichloroethane	0.247	0.229	7.3	104	0.00	12.56
87		2-hexanone	0.136	0.127	6.6	98	0.00	12.72
88	I	chlorobenzene-d5	1.000	1.000	0.0	108	0.00	13.56
89		tetrachloroethene	0.427	0.373	12.6	98	0.00	12.69
90		1,3-dichloropropane	0.530	0.494	6.8	103	0.00	12.74
91		butyl acetate	0.243	0.219	9.9	95	0.00	12.78
92		dibromochloromethane	0.414	0.395	4.6	105	0.00	13.00
93		1,2-dibromoethane	0.341	0.325	4.7	104	0.00	13.15
94		3,3-Dimethyl-1-Butanol	0.040	0.037	7.5	98	0.00	12.89
95		n-butyl ether		----------NA----------				
96		chlorobenzene	1.052	0.930	11.6	102	0.00	13.58
97		1,1,1,2-tetrachloroethane	0.379	0.354	6.6	104	0.00	13.65
98		ethylbenzene	1.751	1.484	15.2	101	0.00	13.62
99		m,p-xylene	0.689	0.586	14.9	101	0.00	13.73

Initial Calibration Verification

Job Number: JB70128 **Sample:** VY6377-ICV6377
Account: LANGAN Langan Engineering & Environmental **Lab FileID:** Y146748.D
Project: Carroll Gardens, 363-365 Bond Street, Brooklyn, NY

100		o-xylene	1.398	1.220	12.7	101	0.00	14.14
101		styrene	1.105	1.033	6.5	102	0.00	14.16
102		bromoform	0.286	0.278	2.8	105	0.00	14.45
103	I	1,4-dichlorobenzene-d4	1.000	1.000	0.0	106	0.00	15.84
104		isopropylbenzene	3.289	2.801	14.8	101	0.00	14.47
105	S	4-bromofluorobenzene (s)	1.002	0.854	14.8	102	0.00	14.70
106		cis-1,4-dichloro-2-butene		----------NA----------				
107		bromobenzene	0.910	0.855	6.0	103	0.00	14.89
108		cyclohexanone	0.160	0.156	2.5	103	0.00	14.68
109		1,1,2,2-tetrachloroethane	0.916	0.860	6.1	104	0.00	14.82
110		trans-1,4-dichloro-2-bute	0.219	0.212	3.2	104	0.00	14.86
111		1,2,3-trichloropropane	0.199	0.189	5.0	104	0.00	14.89
112		n-propylbenzene	3.689	3.236	12.3	100	0.00	14.88
113		4-Ethyltoluene	3.005	2.694	10.3	97	0.00	14.98
114		2-chlorotoluene	0.803	0.724	9.8	102	0.00	15.04
115		4-chlorotoluene	2.389	2.126	11.0	102	0.00	15.14
116		1,3,5-trimethylbenzene	2.723	2.420	11.1	104	0.00	15.03
117		tert-butylbenzene	2.216	1.957	11.7	101	0.00	15.37
118		pentachloroethane	0.549	0.522	4.9	109	0.00	15.47
119		1,2,4-trimethylbenzene	2.689	2.394	11.0	102	0.00	15.42
120		sec-butylbenzene	3.498	3.042	13.0	101	0.00	15.58
121		1,3-dichlorobenzene	1.678	1.568	6.6	103	0.00	15.78
122		p-isopropyltoluene	2.892	2.583	10.7	101	0.00	15.70
123		1,4-dichlorobenzene	1.742	1.602	8.0	104	0.00	15.87
124		1,2-dichlorobenzene	1.612	1.513	6.1	104	0.00	16.26
125		n-butylbenzene	1.496	1.345	10.1	101	0.00	16.11
126		p-Diethylbenzene	1.689	1.553	8.1	99	0.00	16.08
127		1,2-dibromo-3-chloropropa	0.175	0.170	2.9	103	0.00	17.05
128		1,3,5-Trichlorobenzene	1.373	1.274	7.2	104	0.00	17.20
129		1,2,4-trichlorobenzene	1.151	1.126	2.2	103	0.00	17.84
130		1,2,4,5-tetramethylbenzen	2.579	2.421	6.1	100	0.00	16.86
131		hexachlorobutadiene	0.693	0.613	11.5	101	0.00	17.93
132		naphthalene	2.343	2.351	-0.3	104	0.00	18.12
133		1,2,3-trichlorobenzene	1.069	1.036	3.1	103	0.00	18.37
134		hexachloroethane	0.568	0.514	9.5	101	0.00	16.50
135		Benzyl chloride	1.609	1.564	2.8	103	0.00	15.99

(#) = Out of Range SPCC's out = 0 CCC's out = 0
Y146740.D MYS6377.M Wed Jun 25 11:40:23 2014 RPT1

Continuing Calibration Summary

Job Number: JB70128 **Sample:** VY6385-CC6377
Account: LANGAN Langan Engineering & Environmental **Lab FileID:** Y146908.D
Project: Carroll Gardens, 363-365 Bond Street, Brooklyn, NY

Evaluate Continuing Calibration Report

Data File : C:\MSDCHEM\1\DATA\Y146908.D Vial: 2
Acq On : 1 Jul 2014 3:50 pm Operator: prashans
Sample : CC6377-20 Inst : MSY
Misc : MS69889,VY6385,5.0,,,,1 Multiplr: 1.00
MS Integration Params: RTEINT.P

Method : C:\MSDCHEM\1\METHODS\MYS6377.M (RTE Integrator)
Title : Method SW846 8260B, ZB624 60m x 0.25mm x 1.4um
Last Update : Wed Jun 25 11:30:58 2014
Response via : Multiple Level Calibration

Min. RRF : 0.000 Min. Rel. Area : 50% Max. R.T. Dev 0.50min
Max. RRF Dev : 20% Max. Rel. Area : 200%

		Compound	AvgRF	CCRF	%Dev	Area%	Dev(min)	R.T.
1	I	Tert Butyl Alcohol-d9	1.000	1.000	0.0	111	0.00	7.35
2		1,4-dioxane	0.120	0.121	-0.8	117	0.00	11.18
3		ETHANOL		----------NA----------				
4		tertiary butyl alcohol	1.324	1.413	-6.7	120	0.00	7.47
5	I	pentafluorobenzene	1.000	1.000	0.0	104	0.00	9.52
6		propene		----------NA----------				
7		freon 141b		----------NA----------				
8		freon 142b		----------NA----------				
9		freon 143a		----------NA----------				
10		freon 114		----------NA----------				
11		chlorodifluoromethane	0.325	0.423	-30.2#	118	0.00	3.97
12		dichlorodifluoromethane	0.380	0.372	2.1	91	0.00	3.95
13		chloromethane	0.535	0.500	6.5	92	-0.01	4.27
14		vinyl chloride	0.479	0.470	1.9	94	-0.02	4.51
15		1,3-butadiene		----------NA----------				
16		bromomethane	0.343	0.341	0.6	96	0.00	5.19
17		chloroethane	0.221	0.222	-0.5	96	0.00	5.36
18		Vinyl Bromide		----------NA----------				
19		trichlorofluoromethane	0.514	0.516	-0.4	98	0.00	5.80
20		ethyl ether	0.208	0.223	-7.2	108	0.00	6.20
21		2-chloropropane	0.145	0.173	-19.3	112	0.01	6.42
22		acrolein	0.079	0.084	-6.3	116	0.00	6.52
23		1,1-dichloroethene	0.529	0.607	-14.7	114	0.00	6.63
24		acetone	0.224	0.241	-7.6	107	0.00	6.74
25		allyl chloride	0.188	0.216	-14.9	125	0.00	7.17
26		acetonitrile	0.030	0.034	-13.3	128	0.00	7.22
27		iodomethane	0.668	0.750	-12.3	109	0.00	6.93
28		carbon disulfide	1.262	1.397	-10.7	112	0.00	7.03
29		1-chloropropane	0.702	0.811	-15.5	114	0.00	7.38
30		methylene chloride	0.653	0.628	3.8	99	0.00	7.38
31		methyl acetate	0.054	0.060	-11.1	115	0.00	7.18
32		methyl tert butyl ether	1.150	1.236	-7.5	109	0.00	7.66
33		trans-1,2-dichloroethene	0.530	0.604	-14.0	112	0.00	7.72
34		di-isopropyl ether	1.375	1.449	-5.4	106	0.00	8.23
35		ethyl tert-butyl ether	1.286	1.341	-4.3	103	0.00	8.70
36		2-butanone	0.053	0.063	-18.9	117	0.00	9.02
37		1,1-dichloroethane	0.691	0.774	-12.0	112	0.00	8.30
38		chloroprene	0.490	0.561	-14.5	109	0.00	8.38
39		acrylonitrile	0.127	0.147	-15.7	114	0.00	7.75
40		vinyl acetate	0.054	0.060	-11.1	110	0.00	8.28
41		ethyl acetate	0.057	0.059	-3.5	100	0.00	9.02

Continuing Calibration Summary

Job Number: JB70128 **Sample:** VY6385-CC6377
Account: LANGAN Langan Engineering & Environmental **Lab FileID:** Y146908.D
Project: Carroll Gardens, 363-365 Bond Street, Brooklyn, NY

42		2,2-dichloropropane	0.539	0.593	-10.0	109	0.00	9.02
43		cis-1,2-dichloroethene	0.446	0.472	-5.8	107	0.00	9.03
44		propionitrile	0.049	0.061	-24.5#	121	0.00	9.15
45		bromochloromethane	0.278	0.301	-8.3	110	0.00	9.35
46		tetrahydrofuran	0.051	0.059	-15.7	126	0.01	9.38
47		chloroform	0.694	0.745	-7.3	110	0.00	9.40
48		tert-Butyl Formate	0.260	0.253	2.7	97	0.00	9.41
49		isobutyl alcohol	0.014	0.015	-7.1	125	0.00	9.85
50	S	dibromofluoromethane (s)	0.390	0.381	2.3	99	0.00	9.60
51	S	1,2-dichloroethane-d4 (s)	0.413	0.393	4.8	97	0.00	10.02
52		freon 113	0.253	0.298	-17.8	110	0.00	6.57
53		methacrylonitrile	0.148	0.163	-10.1	117	0.00	9.31
54		1,1,1-trichloroethane	0.539	0.606	-12.4	109	0.00	9.62
55		Cyclohexane	0.551	0.603	-9.4	108	0.00	9.66
56		2,2,4-trimethylpentane	1.419	1.552	-9.4	104	0.00	10.01
57		tert-amyl methyl ether	1.252	1.298	-3.7	104	0.00	10.07
58	I	1,4-difluorobenzene	1.000	1.000	0.0	102	0.00	10.44
59		epichlorohydrin	0.031	0.035	-12.9	116	0.00	11.72
60		n-butyl alcohol	0.010	0.012	-20.0	124	0.00	10.60
61		carbon tetrachloride	0.399	0.450	-12.8	110	0.00	9.81
62		1,1-dichloropropene	0.406	0.466	-14.8	110	0.00	9.80
63		hexane	0.414	0.458	-10.6	102	0.00	7.97
64		Tert Amyl Alcohol		----------NA----------				
65		benzene	1.322	1.446	-9.4	109	0.00	10.06
66		heptane	0.245	0.276	-12.7	103	0.00	10.18
67		isopropyl acetate	0.130	0.153	-17.7	112	0.00	9.98
68		1,2-dichloroethane	0.373	0.436	-16.9	113	0.00	10.11
69		trichloroethene	0.321	0.363	-13.1	111	0.00	10.77
70		ethyl acrylate		----------NA----------				
71		2-nitropropane	0.105	0.108	-2.9	109	0.00	11.58
72		2-chloroethyl vinyl ether	0.136	0.100	26.5#	72	0.00	11.57
73		methyl methacrylate	0.211	0.235	-11.4	112	0.00	11.05
74		1,2-dichloropropane	0.341	0.374	-9.7	108	0.00	11.05
75		methylcyclohexane	0.528	0.562	-6.4	100	0.00	10.95
76		Tert-amyl ethyl ether		----------NA----------				
77		dibromomethane	0.198	0.219	-10.6	109	0.00	11.22
78		bromodichloromethane	0.439	0.491	-11.8	110	0.00	11.34
79		cis-1,3-dichloropropene	0.555	0.614	-10.6	108	0.00	11.79
80	S	toluene-d8 (s)	1.156	1.211	-4.8	103	0.00	12.06
81		4-methyl-2-pentanone	0.122	0.139	-13.9	115	0.00	11.88
82		toluene	1.422	1.502	-5.6	108	0.00	12.13
83		3-methyl-1-butanol	0.009	0.010	-11.1	115	0.00	11.91
84		trans-1,3-dichloropropene	0.484	0.541	-11.8	107	0.00	12.35
85		ethyl methacrylate	0.400	0.443	-10.7	109	0.00	12.32
86		1,1,2-trichloroethane	0.247	0.275	-11.3	109	0.00	12.56
87		2-hexanone	0.136	0.168	-23.5#	116	0.00	12.72
88	I	chlorobenzene-d5	1.000	1.000	0.0	99	0.00	13.56
89		tetrachloroethene	0.427	0.480	-12.4	108	0.00	12.69
90		1,3-dichloropropane	0.530	0.591	-11.5	107	0.00	12.74
91		butyl acetate	0.243	0.268	-10.3	102	0.00	12.78
92		dibromochloromethane	0.414	0.461	-11.4	108	0.00	13.00
93		1,2-dibromoethane	0.341	0.392	-15.0	111	0.00	13.15
94		3,3-Dimethyl-1-Butanol	0.040	0.046	-15.0	117	0.00	12.89
95		n-butyl ether		----------NA----------				
96		chlorobenzene	1.052	1.151	-9.4	106	0.00	13.58
97		1,1,1,2-tetrachloroethane	0.379	0.425	-12.1	107	0.00	13.65
98		ethylbenzene	1.751	1.893	-8.1	106	0.00	13.62
99		m,p-xylene	0.689	0.741	-7.5	106	0.00	13.73

Continuing Calibration Summary

Job Number: JB70128 **Sample:** VY6385-CC6377
Account: LANGAN Langan Engineering & Environmental **Lab FileID:** Y146908.D
Project: Carroll Gardens, 363-365 Bond Street, Brooklyn, NY

100		o-xylene	1.398	1.524	-9.0	107	0.00	14.14
101		styrene	1.105	1.232	-11.5	104	0.00	14.16
102		bromoform	0.286	0.317	-10.8	107	0.00	14.45
103	I	1,4-dichlorobenzene-d4	1.000	1.000	0.0	96	0.00	15.84
104		isopropylbenzene	3.289	3.534	-7.4	105	0.00	14.47
105	S	4-bromofluorobenzene (s)	1.002	0.955	4.7	95	0.00	14.70
106		cis-1,4-dichloro-2-butene		----------NA----------				
107		bromobenzene	0.910	1.014	-11.4	105	0.00	14.89
108		cyclohexanone	0.160	0.213	-33.1#	126	0.00	14.68
109		1,1,2,2-tetrachloroethane	0.916	1.038	-13.3	111	0.00	14.82
110		trans-1,4-dichloro-2-bute	0.219	0.260	-18.7	111	0.00	14.85
111		1,2,3-trichloropropane	0.199	0.229	-15.1	115	0.00	14.89
112		n-propylbenzene	3.689	4.158	-12.7	106	0.00	14.88
113		4-Ethyltoluene		----------NA----------				
114		2-chlorotoluene	0.803	0.901	-12.2	104	0.00	15.04
115		4-chlorotoluene	2.389	2.596	-8.7	103	0.00	15.14
116		1,3,5-trimethylbenzene	2.723	2.972	-9.1	105	0.00	15.03
117		tert-butylbenzene	2.216	2.450	-10.6	103	0.00	15.37
118		pentachloroethane	0.549	0.615	-12.0	104	0.00	15.47
119		1,2,4-trimethylbenzene	2.689	2.916	-8.4	104	0.00	15.42
120		sec-butylbenzene	3.498	3.842	-9.8	103	0.00	15.58
121		1,3-dichlorobenzene	1.678	1.882	-12.2	103	0.00	15.78
122		p-isopropyltoluene	2.892	3.217	-11.2	103	0.00	15.70
123		1,4-dichlorobenzene	1.742	1.887	-8.3	102	0.00	15.87
124		1,2-dichlorobenzene	1.612	1.770	-9.8	104	0.00	16.27
125		n-butylbenzene	1.496	1.637	-9.4	99	0.00	16.11
126		p-Diethylbenzene		----------NA----------				
127		1,2-dibromo-3-chloropropa	0.175	0.197	-12.6	109	0.00	17.05
128		1,3,5-Trichlorobenzene	1.373	1.553	-13.1	104	0.00	17.20
129		1,2,4-trichlorobenzene	1.151	1.336	-16.1	105	0.00	17.84
130		1,2,4,5-tetramethylbenzen		----------NA----------				
131		hexachlorobutadiene	0.693	0.795	-14.7	105	0.00	17.93
132		naphthalene	2.343	2.749	-17.3	109	0.00	18.12
133		1,2,3-trichlorobenzene	1.069	1.231	-15.2	106	0.00	18.37
134		hexachloroethane	0.568	0.632	-11.3	107	0.00	16.50
135		Benzyl chloride	1.609	1.789	-11.2	103	0.00	15.99

(#) = Out of Range SPCC's out = 0 CCC's out = 0
Y146739.D MYS6377.M Wed Jul 02 08:30:38 2014 RPT1

New Jersey ACCUTEST LABORATORIES

GC/MS Volatiles

Raw Data

Quantitation Report (QT Reviewed)

Data Path : C:\MSDCHEM\1\DATA\
Data File : 3C111167.D
Acq On : 27 Jun 2014 6:31 pm
Operator : prashans
Sample : JB70128-1
Misc : MS69718,V3C5008,4.9,,,,1
ALS Vial : 8 Sample Multiplier: 1

Quant Time: Jun 30 15:17:04 2014
Quant Method : C:\MSDCHEM\1\METHODS\M3C4989.M
Quant Title : Method SW846 8260B, ZB624 60m x 0.25mm x 1.4um
QLast Update : Wed Jun 18 08:58:10 2014
Response via : Initial Calibration

Internal Standards	R.T.	QIon	Response	Conc	Units	Dev(Min)
1) Tert Butyl Alcohol-d9	7.31	65	68175	500.00	ug/L	0.00
5) pentafluorobenzene	9.54	168	184969	50.00	ug/L	0.00
53) 1,4-difluorobenzene	10.46	114	249549	50.00	ug/L	0.00
82) chlorobenzene-d5	13.59	117	172876	50.00	ug/L	0.00
97) 1,4-dichlorobenzene-d4	15.88	152	65374	50.00	ug/L	0.00
System Monitoring Compounds						
44) dibromofluoromethane (s)	9.59	113	92085	54.65	ug/L	0.00
Spiked Amount 50.000	Range 59 - 130		Recovery = 109.30%			
45) 1,2-dichloroethane-d4 (s)	10.01	65	133289	53.80	ug/L	0.00
Spiked Amount 50.000	Range 65 - 123		Recovery = 107.60%			
74) toluene-d8 (s)	12.09	98	339180	52.46	ug/L	0.00
Spiked Amount 50.000	Range 80 - 124		Recovery = 104.92%			
99) 4-bromofluorobenzene (s)	14.73	95	117098	59.19	ug/L	0.00
Spiked Amount 50.000	Range 71 - 132		Recovery = 118.38%			
Target Compounds						Qvalue
18) acetone	6.69	58	10940	46.89	ug/L	99
23) carbon disulfide	7.05	76	12613	1.88	ug/L	96
30) 2-butanone	9.00	72	2380	10.78	ug/L #	1
49) Cyclohexane	9.72	84	9552	3.15	ug/L #	36
70) methylcyclohexane	11.03	83	39803	11.41	ug/L	98

(#) = qualifier out of range (m) = manual integration (+) = signals summed

Quantitation Report (QT Reviewed)

Data Path : C:\MSDCHEM\1\DATA\
Data File : 3C111167.D
Acq On : 27 Jun 2014 6:31 pm
Operator : prashans
Sample : JB70128-1
Misc : MS69718,V3C5008,4.9,,,,1
ALS Vial : 8 Sample Multiplier: 1

Quant Time: Jun 30 15:17:04 2014
Quant Method : C:\MSDCHEM\1\METHODS\M3C4989.M
Quant Title : Method SW846 8260B, ZB624 60m x 0.25mm x 1.4um
QLast Update : Wed Jun 18 08:58:10 2014
Response via : Initial Calibration

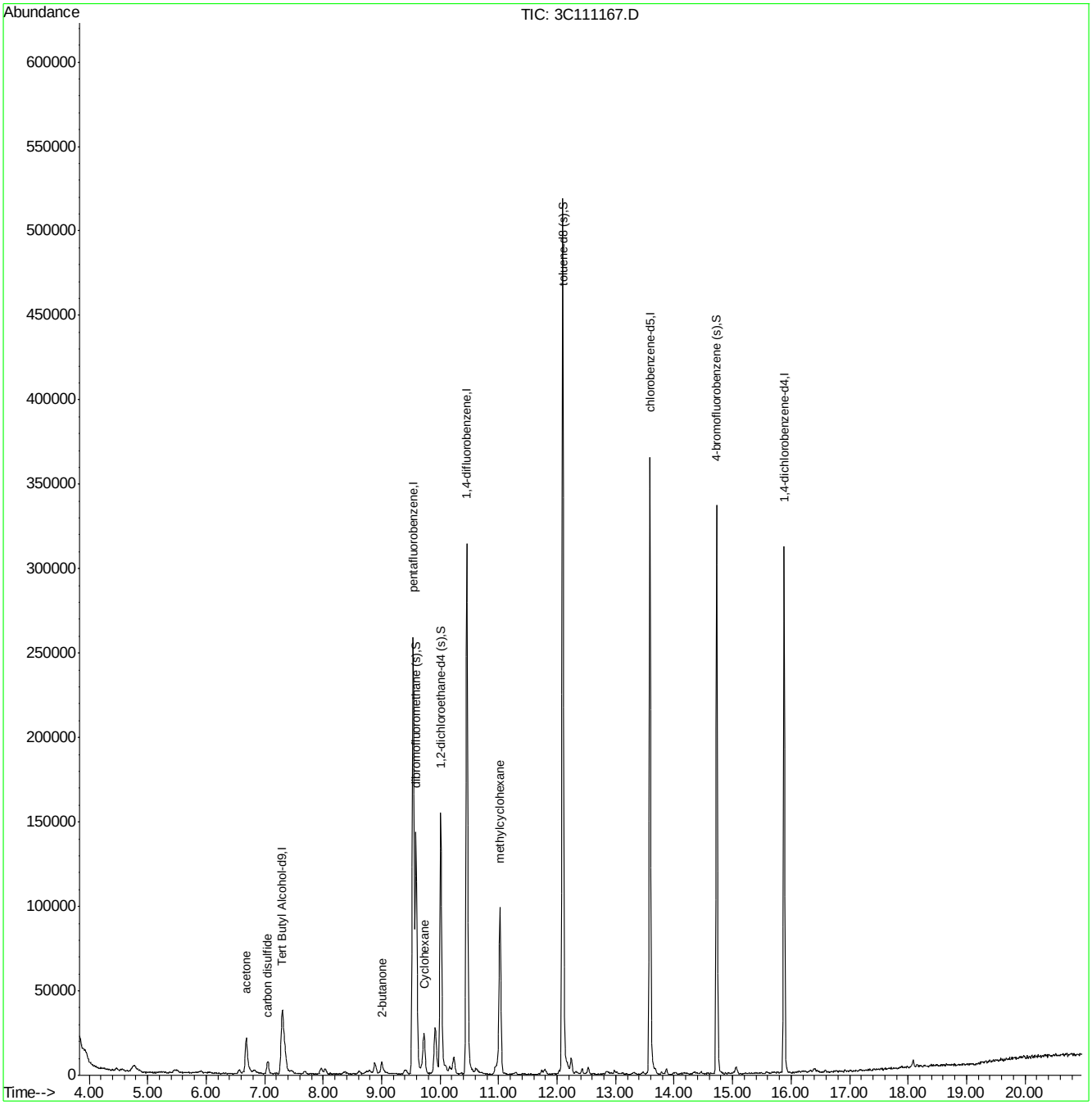

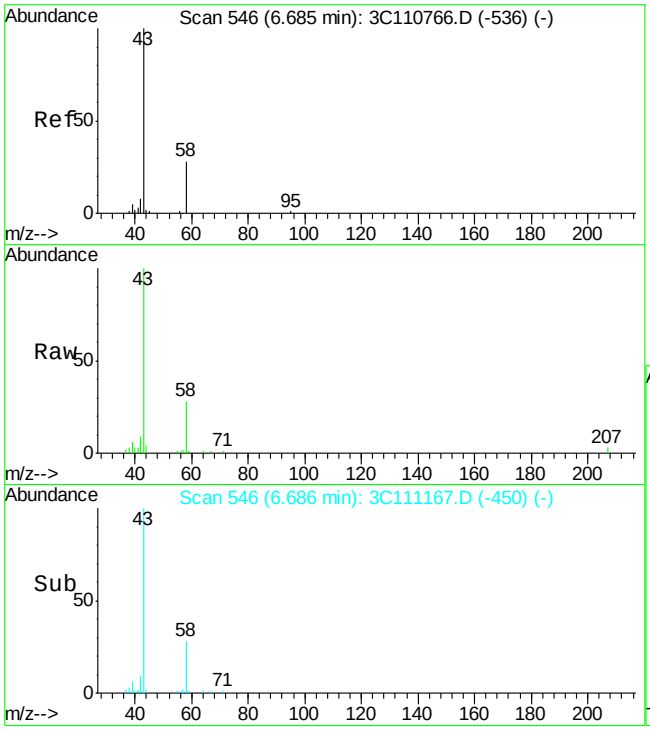

#18
acetone
Concen: 46.89 ug/L
RT: 6.69 min Scan# 546
Delta R.T. 0.00 min
Lab File: 3C111167.D
Acq: 27 Jun 2014 6:31 pm

Tgt Ion: 58 Resp: 10940

Ion	Ratio	Lower	Upper
58	100		
43	363.2	336.0	396.0

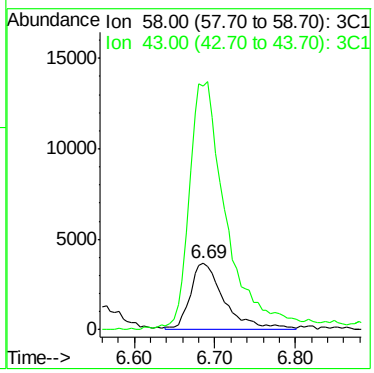

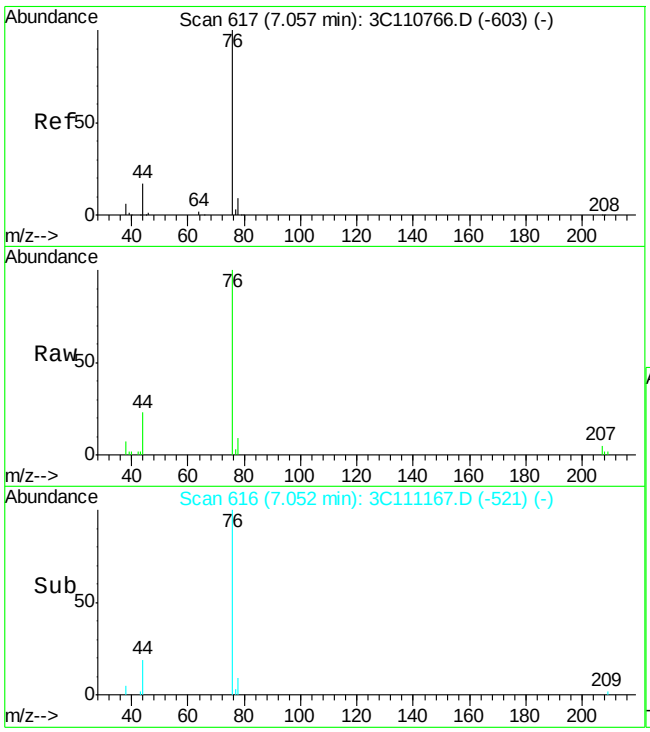

#23
carbon disulfide
Concen: 1.88 ug/L
RT: 7.05 min Scan# 616
Delta R.T. -0.00 min
Lab File: 3C111167.D
Acq: 27 Jun 2014 6:31 pm

Tgt Ion: 76 Resp: 12613

Ion	Ratio	Lower	Upper
76	100		
78	8.1	0.0	39.2
44	18.6	0.0	46.7

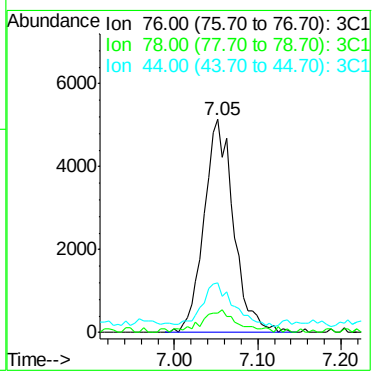

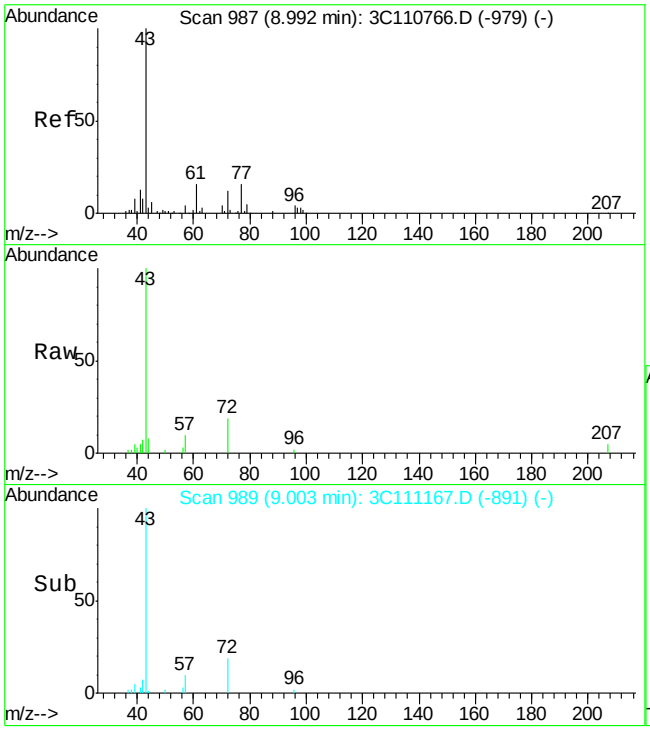

#30
2-butanone
Concen: 10.78 ug/L
RT: 9.00 min Scan# 989
Delta R.T. 0.01 min
Lab File: 3C111167.D
Acq: 27 Jun 2014 6:31 pm

Tgt Ion: 72 Resp: 2380

Ion	Ratio	Lower	Upper
72	100		
43	609.4	916.8	1702.6#
57	49.1	24.4	45.4#

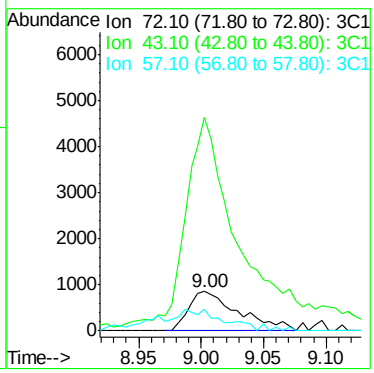

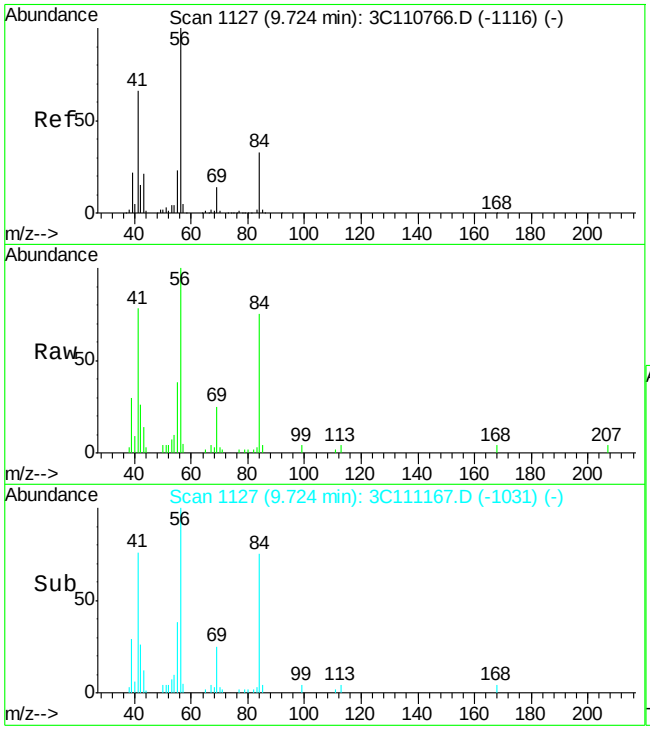

#49
Cyclohexane
Concen: 3.15 ug/L
RT: 9.72 min Scan# 1127
Delta R.T. 0.00 min
Lab File: 3C111167.D
Acq: 27 Jun 2014 6:31 pm

Tgt Ion: 84 Resp: 9552

Ion	Ratio	Lower	Upper
84	100		
56	159.4	206.7	383.9#
41	113.4	136.6	253.6#

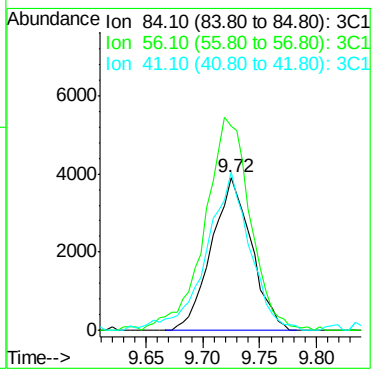

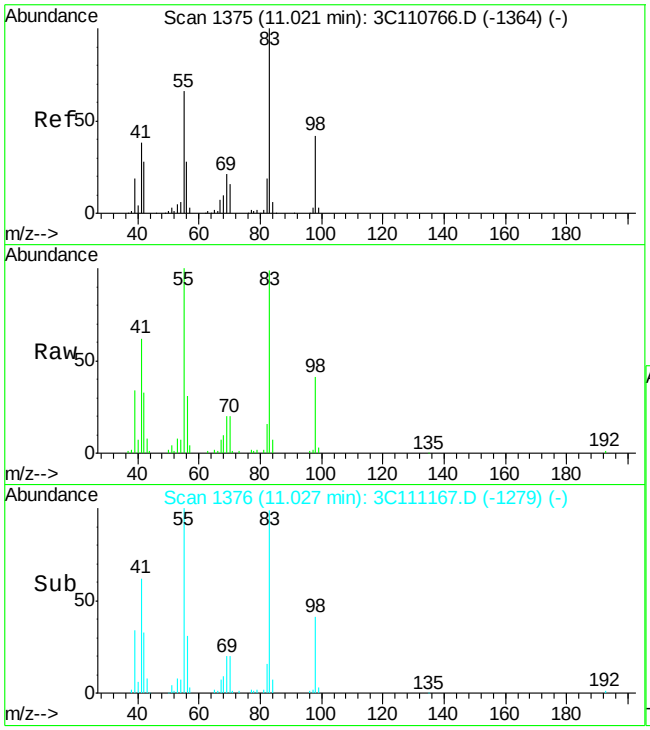

#70
methylcyclohexane
Concen: 11.41 ug/L
RT: 11.03 min Scan# 1376
Delta R.T. 0.01 min
Lab File: 3C111167.D
Acq: 27 Jun 2014 6:31 pm

Tgt Ion: 83 Resp: 39803

Ion	Ratio	Lower	Upper
83	100		
55	100.9	69.4	129.4
98	41.0	12.3	72.3

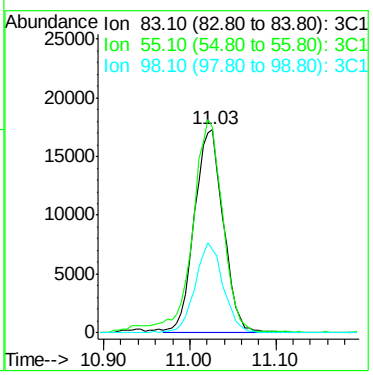

Quantitation Report (QT Reviewed)

Data Path : C:\MSDCHEM\1\DATA\
Data File : 3C111177.D
Acq On : 27 Jun 2014 11:08 pm
Operator : prashans
Sample : JB70128-2
Misc : MS69718,V3C5008,4.5,,,,1
ALS Vial : 18 Sample Multiplier: 1

Quant Time: Jun 30 15:25:12 2014
Quant Method : C:\MSDCHEM\1\METHODS\M3C4989.M
Quant Title : Method SW846 8260B, ZB624 60m x 0.25mm x 1.4um
QLast Update : Wed Jun 18 08:58:10 2014
Response via : Initial Calibration

Internal Standards	R.T.	QIon	Response	Conc	Units	Dev(Min)
1) Tert Butyl Alcohol-d9	7.30	65	71185	500.00	ug/L	-0.01
5) pentafluorobenzene	9.54	168	196211	50.00	ug/L	0.00
53) 1,4-difluorobenzene	10.45	114	264881	50.00	ug/L	0.00
82) chlorobenzene-d5	13.59	117	183750	50.00	ug/L	0.00
97) 1,4-dichlorobenzene-d4	15.88	152	70251	50.00	ug/L	0.00
System Monitoring Compounds						
44) dibromofluoromethane (s)	9.59	113	98327	55.01	ug/L	0.00
Spiked Amount 50.000	Range 59 - 130		Recovery = 110.02%			
45) 1,2-dichloroethane-d4 (s)	10.01	65	138399	52.66	ug/L	0.00
Spiked Amount 50.000	Range 65 - 123		Recovery = 105.32%			
74) toluene-d8 (s)	12.09	98	360841	52.58	ug/L	0.00
Spiked Amount 50.000	Range 80 - 124		Recovery = 105.16%			
99) 4-bromofluorobenzene (s)	14.73	95	124415	58.52	ug/L	0.00
Spiked Amount 50.000	Range 71 - 132		Recovery = 117.04%			
Target Compounds						Qvalue
18) acetone	6.68	58	6266	25.32	ug/L	# 73
23) carbon disulfide	7.05	76	45155	6.33	ug/L	96
49) Cyclohexane	9.72	84	19144	5.94	ug/L	72
70) methylcyclohexane	11.02	83	124640	33.65	ug/L	99

(#) = qualifier out of range (m) = manual integration (+) = signals summed

Quantitation Report (QT Reviewed)

Data Path : C:\MSDCHEM\1\DATA\
Data File : 3C111177.D
Acq On : 27 Jun 2014 11:08 pm
Operator : prashans
Sample : JB70128-2
Misc : MS69718,V3C5008,4.5,,,,1
ALS Vial : 18 Sample Multiplier: 1

Quant Time: Jun 30 15:25:12 2014
Quant Method : C:\MSDCHEM\1\METHODS\M3C4989.M
Quant Title : Method SW846 8260B, ZB624 60m x 0.25mm x 1.4um
QLast Update : Wed Jun 18 08:58:10 2014
Response via : Initial Calibration

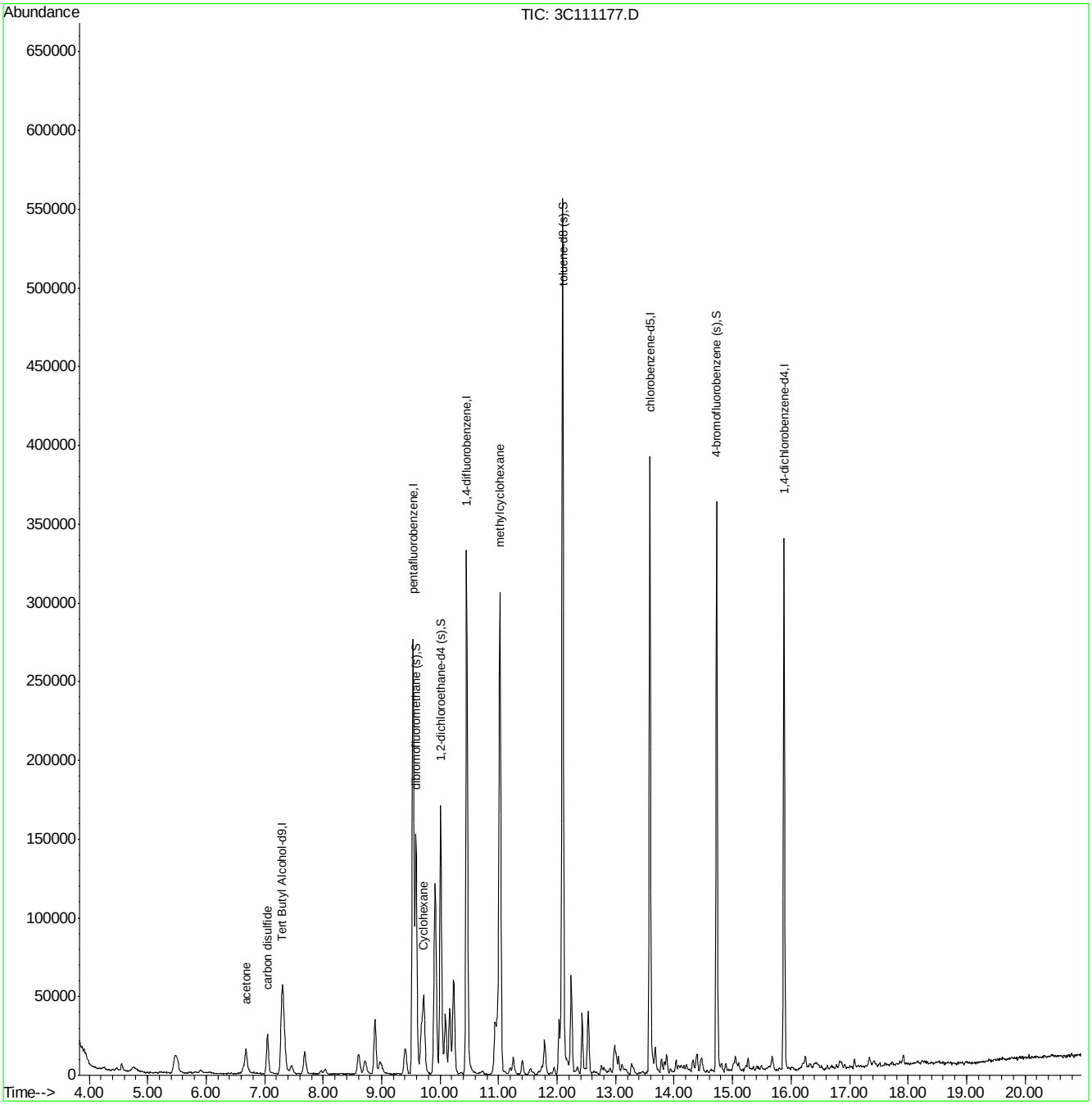

M3C4989.M Mon Jun 30 15:31:05 2014 MS3C Page: 2

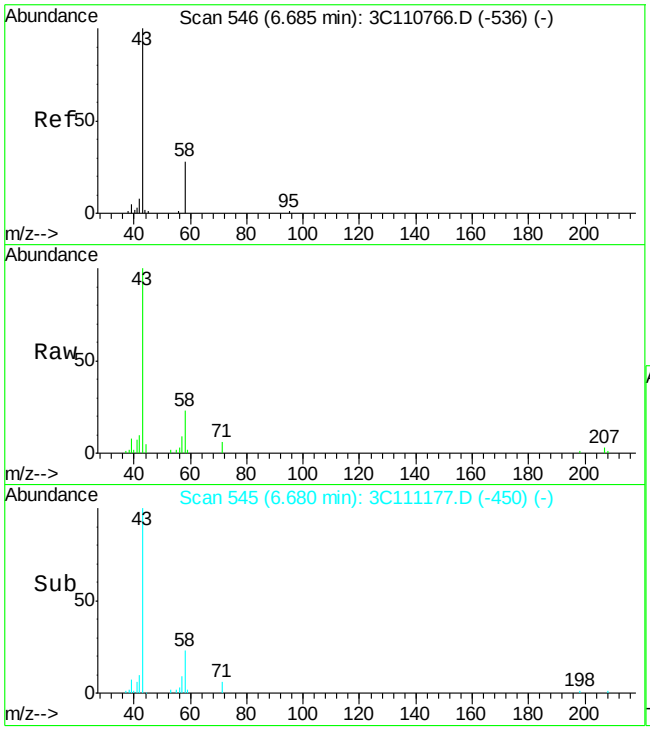

#18
acetone
Concen: 25.32 ug/L
RT: 6.68 min Scan# 545
Delta R.T. -0.00 min
Lab File: 3C111177.D
Acq: 27 Jun 2014 11:08 pm

Tgt Ion: 58 Resp: 6266

Ion	Ratio	Lower	Upper
58	100		
43	427.3	336.0	396.0#

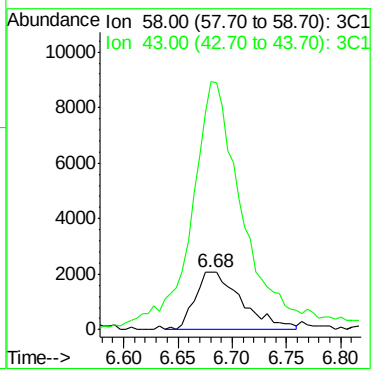

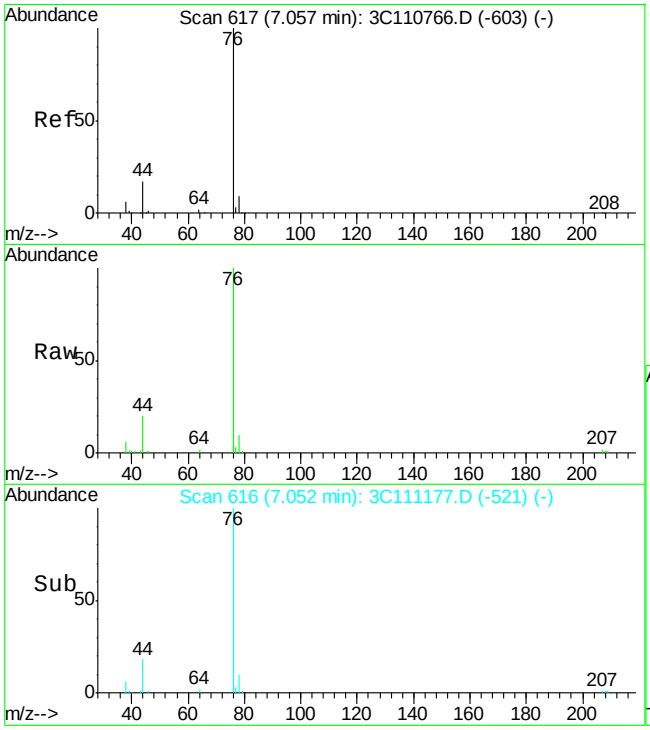

#23
carbon disulfide
Concen: 6.33 ug/L
RT: 7.05 min Scan# 616
Delta R.T. -0.01 min
Lab File: 3C111177.D
Acq: 27 Jun 2014 11:08 pm

Tgt Ion: 76 Resp: 45155

Ion	Ratio	Lower	Upper
76	100		
78	8.8	0.0	39.2
44	18.9	0.0	46.7

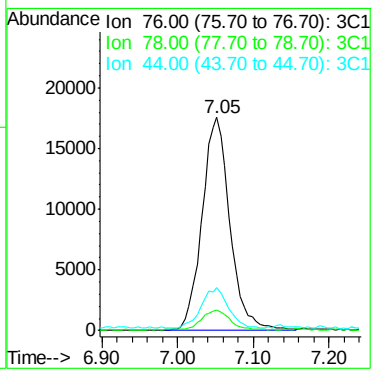

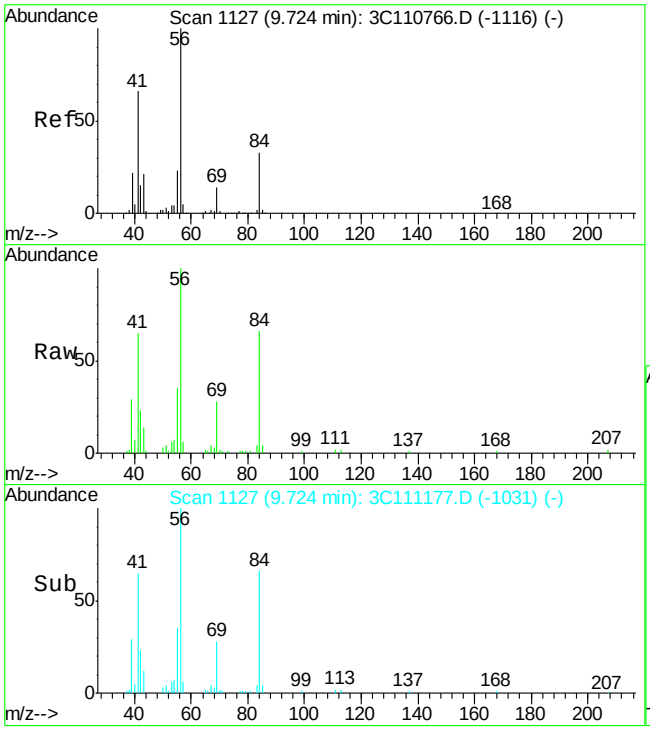

#49
Cyclohexane
Concen: 5.94 ug/L
RT: 9.72 min Scan# 1127
Delta R.T. 0.00 min
Lab File: 3C111177.D
Acq: 27 Jun 2014 11:08 pm

Tgt Ion: 84 Resp: 19144

Ion	Ratio	Lower	Upper
84	100		
56	227.7	206.7	383.9
41	167.6	136.6	253.6

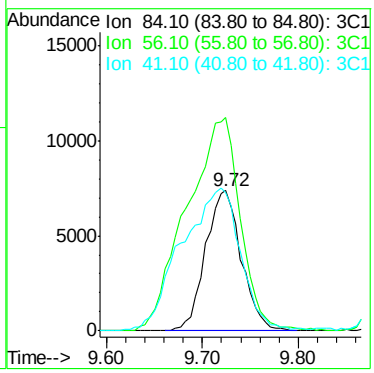

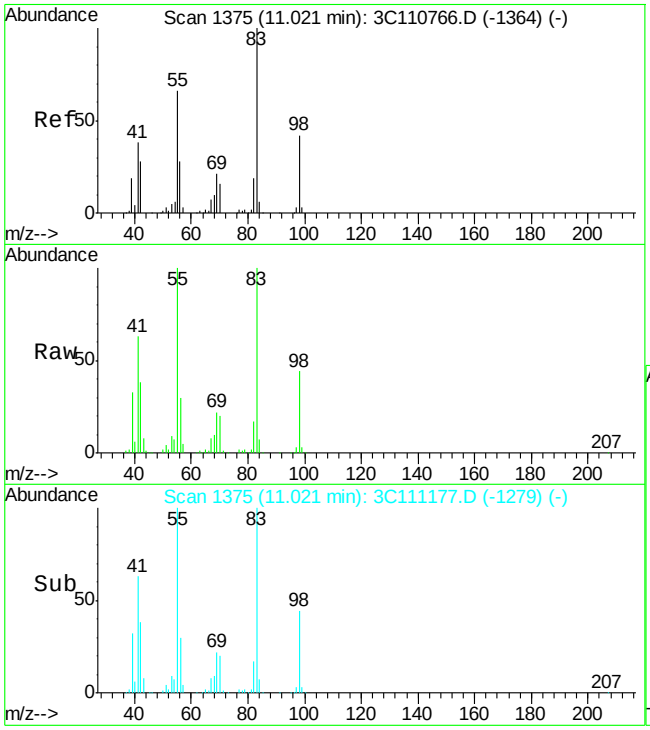

#70
methylcyclohexane
Concen: 33.65 ug/L
RT: 11.02 min Scan# 1375
Delta R.T. 0.00 min
Lab File: 3C111177.D
Acq: 27 Jun 2014 11:08 pm

Tgt Ion: 83 Resp: 124640

Ion	Ratio	Lower	Upper
83	100		
55	99.8	69.4	129.4
98	44.5	12.3	72.3

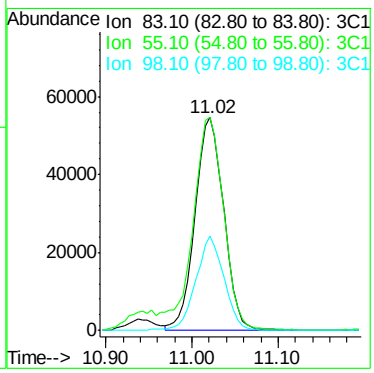

Quantitation Report (QT Reviewed)

Data Path : C:\MSDCHEM\1\DATA\
Data File : 3C111178.D
Acq On : 27 Jun 2014 11:35 pm
Operator : prashans
Sample : JB70128-3
Misc : MS69718,V3C5008,5.4,,,,1
ALS Vial : 19 Sample Multiplier: 1

Quant Time: Jul 01 17:48:56 2014
Quant Method : C:\MSDCHEM\1\METHODS\M3C4989.M
Quant Title : Method SW846 8260B, ZB624 60m x 0.25mm x 1.4um
QLast Update : Wed Jun 18 08:58:10 2014
Response via : Initial Calibration

Internal Standards	R.T.	QIon	Response	Conc	Units	Dev(Min)
1) Tert Butyl Alcohol-d9	7.31	65	46041	500.00	ug/L	0.00
5) pentafluorobenzene	9.54	168	187992	50.00	ug/L	0.00
53) 1,4-difluorobenzene	10.46	114	253286	50.00	ug/L	0.00
82) chlorobenzene-d5	13.59	117	173589	50.00	ug/L	0.00
97) 1,4-dichlorobenzene-d4	15.88	152	67938	50.00	ug/L	0.00
System Monitoring Compounds						
44) dibromofluoromethane (s)	9.59	113	93671	54.70	ug/L	0.00
Spiked Amount 50.000	Range 59 - 130		Recovery = 109.40%			
45) 1,2-dichloroethane-d4 (s)	10.01	65	131734	52.32	ug/L	0.00
Spiked Amount 50.000	Range 65 - 123		Recovery = 104.64%			
74) toluene-d8 (s)	12.09	98	342036	52.13	ug/L	0.00
Spiked Amount 50.000	Range 80 - 124		Recovery = 104.26%			
99) 4-bromofluorobenzene (s)	14.73	95	118673	57.72	ug/L	0.00
Spiked Amount 50.000	Range 71 - 132		Recovery = 115.44%			
Target Compounds						Qvalue
18) acetone	6.69	58	11155	47.05	ug/L	95
23) carbon disulfide	7.06	76	37321	5.46	ug/L	93
24) methylene chloride	7.36	84	3749	1.70	ug/L	97
26) methyl tert butyl ether	7.68	73	4359	0.69	ug/L	84
30) 2-butanone	9.00	72	2390	10.65	ug/L #	1
49) Cyclohexane	9.72	84	1914	0.62	ug/L #	60
70) methylcyclohexane	11.02	83	5567	1.57	ug/L	98
98) isopropylbenzene	14.53	105	1245	0.19	ug/L	76

(#) = qualifier out of range (m) = manual integration (+) = signals summed

Quantitation Report (QT Reviewed)

Data Path : C:\MSDCHEM\1\DATA\
Data File : 3C111178.D
Acq On : 27 Jun 2014 11:35 pm
Operator : prashans
Sample : JB70128-3
Misc : MS69718,V3C5008,5.4,,,,1
ALS Vial : 19 Sample Multiplier: 1

Quant Time: Jul 01 17:48:56 2014
Quant Method : C:\MSDCHEM\1\METHODS\M3C4989.M
Quant Title : Method SW846 8260B, ZB624 60m x 0.25mm x 1.4um
QLast Update : Wed Jun 18 08:58:10 2014
Response via : Initial Calibration

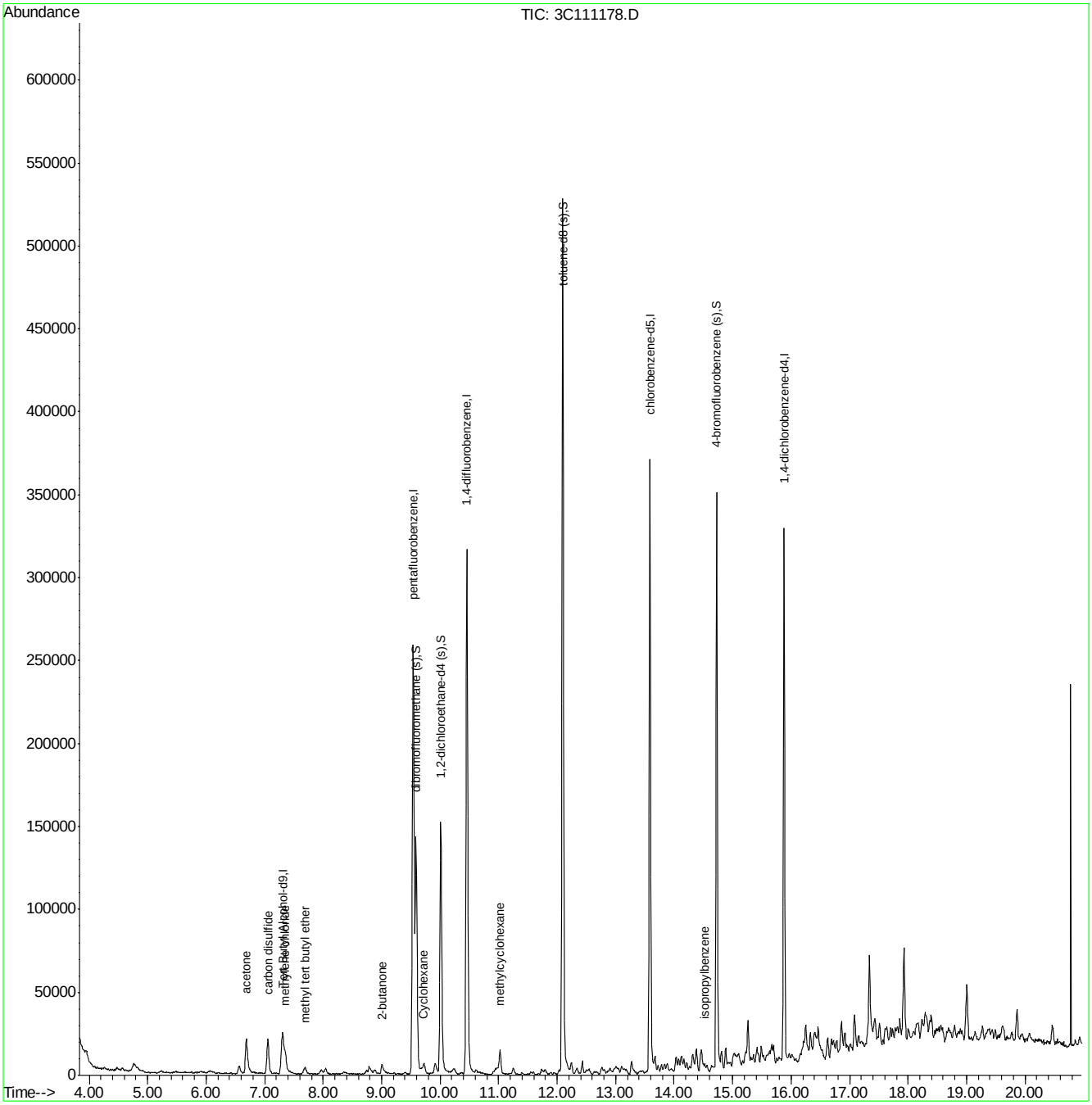

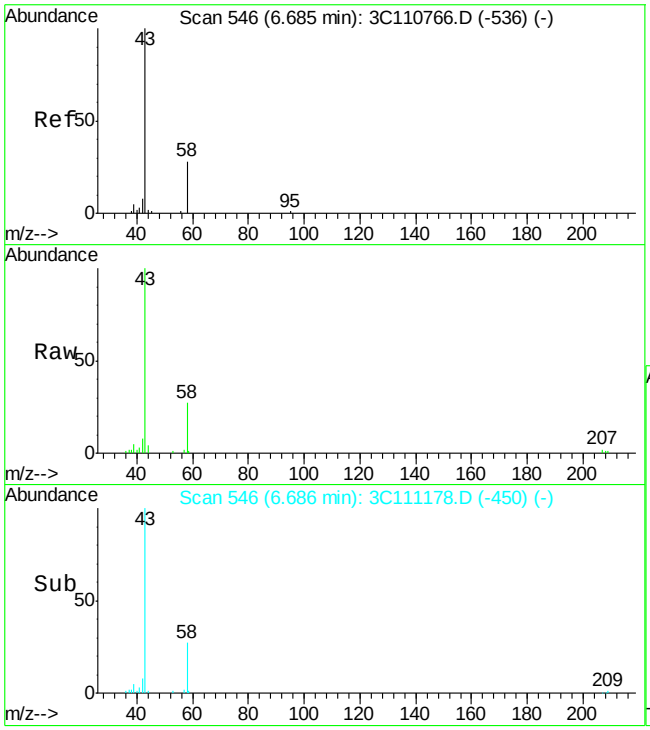

#18
acetone
Concen: 47.05 ug/L
RT: 6.69 min Scan# 546
Delta R.T. 0.00 min
Lab File: 3C111178.D
Acq: 27 Jun 2014 11:35 pm

Tgt Ion: 58 Resp: 11155

Ion	Ratio	Lower	Upper
58	100		
43	354.8	336.0	396.0

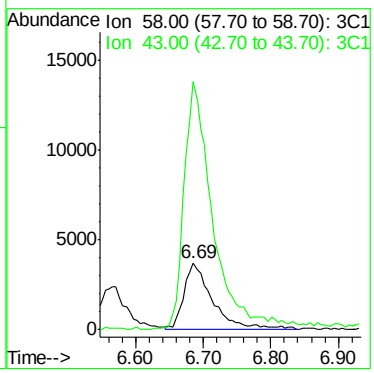

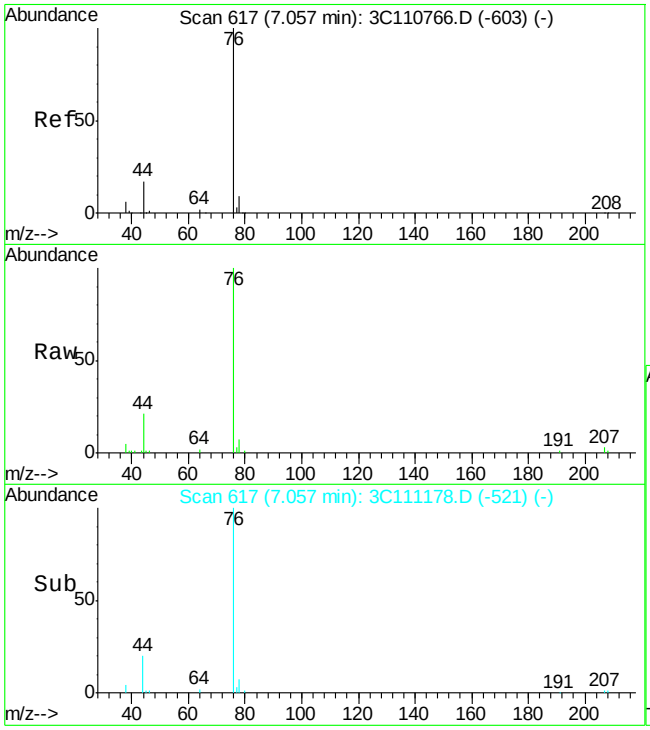

#23
carbon disulfide
Concen: 5.46 ug/L
RT: 7.06 min Scan# 617
Delta R.T. 0.00 min
Lab File: 3C111178.D
Acq: 27 Jun 2014 11:35 pm

Tgt Ion: 76 Resp: 37321

Ion	Ratio	Lower	Upper
76	100		
78	6.7	0.0	39.2
44	20.0	0.0	46.7

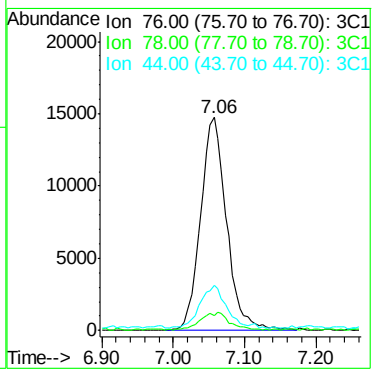

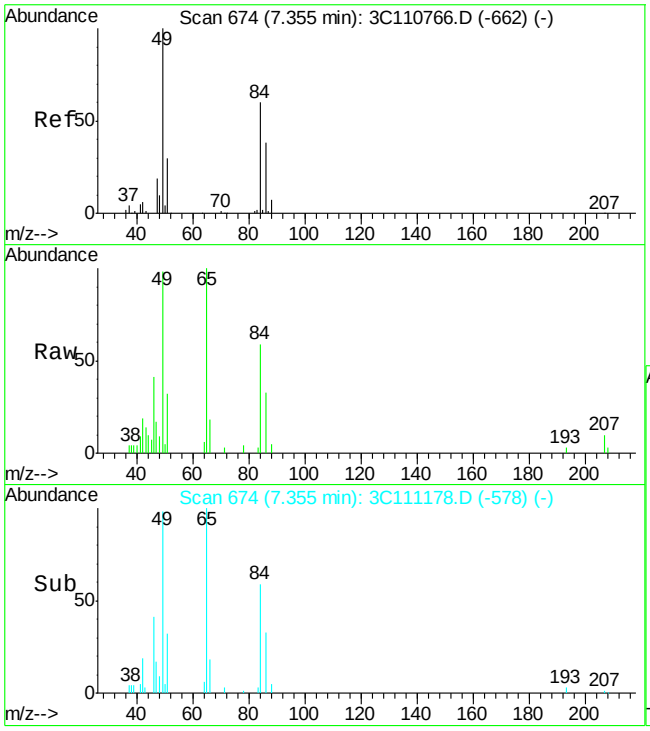

#24
methylene chloride
Concen: 1.70 ug/L
RT: 7.36 min Scan# 674
Delta R.T. 0.00 min
Lab File: 3C111178.D
Acq: 27 Jun 2014 11:35 pm

Tgt Ion: 84 Resp: 3749

Ion	Ratio	Lower	Upper
84	100		
86	55.6	43.9	81.5
49	167.7	116.3	216.1

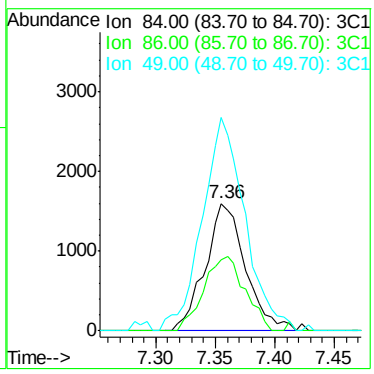

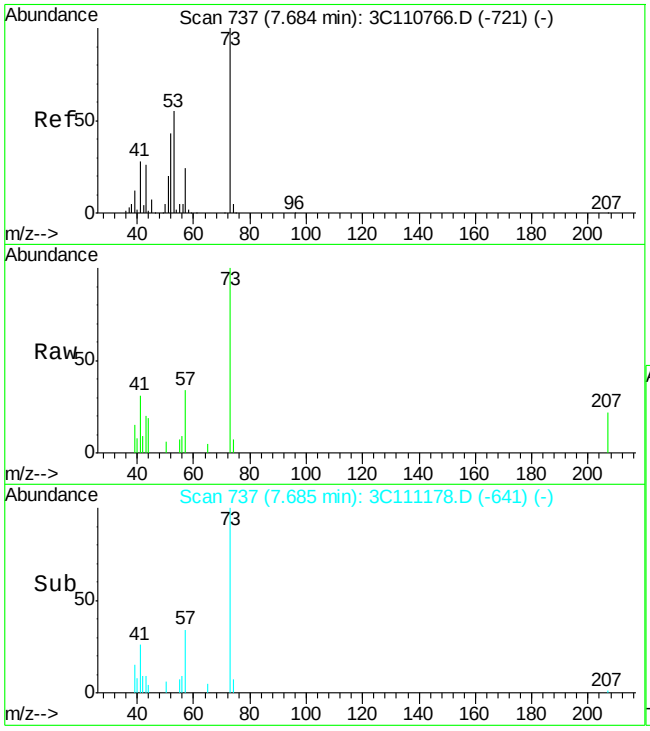

#26
methyl tert butyl ether
Concen: 0.69 ug/L
RT: 7.68 min Scan# 737
Delta R.T. 0.00 min
Lab File: 3C111178.D
Acq: 27 Jun 2014 11:35 pm

Tgt Ion: 73 Resp: 4359

Ion	Ratio	Lower	Upper
73	100		
57	34.2	0.0	54.3
43	19.9	0.0	56.4

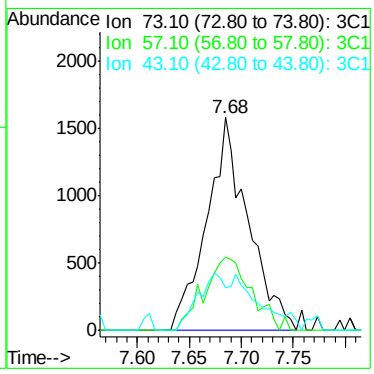

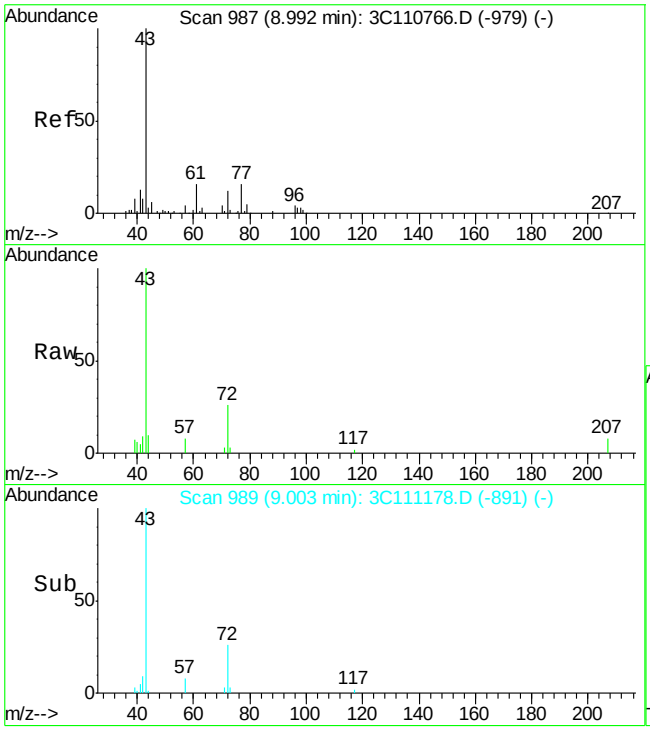

#30
2-butanone
Concen: 10.65 ug/L
RT: 9.00 min Scan# 989
Delta R.T. 0.01 min
Lab File: 3C111178.D
Acq: 27 Jun 2014 11:35 pm

Tgt Ion: 72 Resp: 2390

Ion	Ratio	Lower	Upper
72	100		
43	504.6	916.8	1702.6#
57	45.9	24.4	45.4#

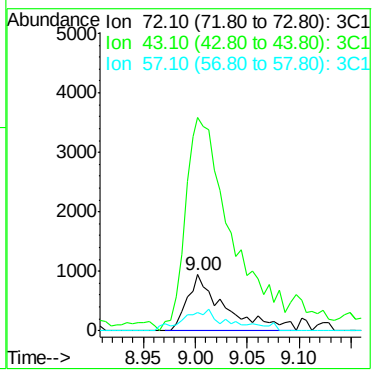

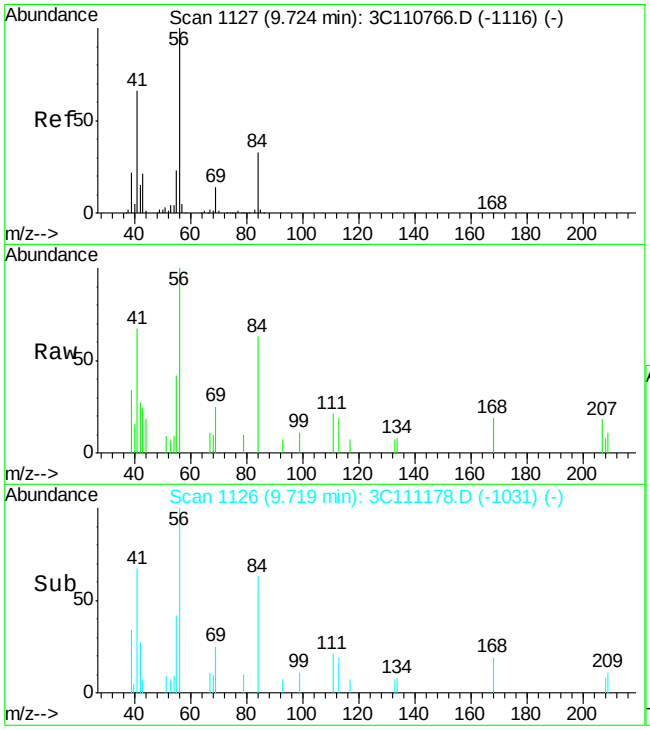

#49
Cyclohexane
Concen: 0.62 ug/L
RT: 9.72 min Scan# 1126
Delta R.T. -0.01 min
Lab File: 3C111178.D
Acq: 27 Jun 2014 11:35 pm

Tgt Ion: 84 Resp: 1914

Ion	Ratio	Lower	Upper
84	100		
56	202.0	206.7	383.9#
41	154.8	136.6	253.6

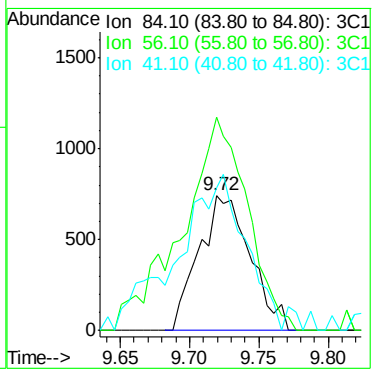

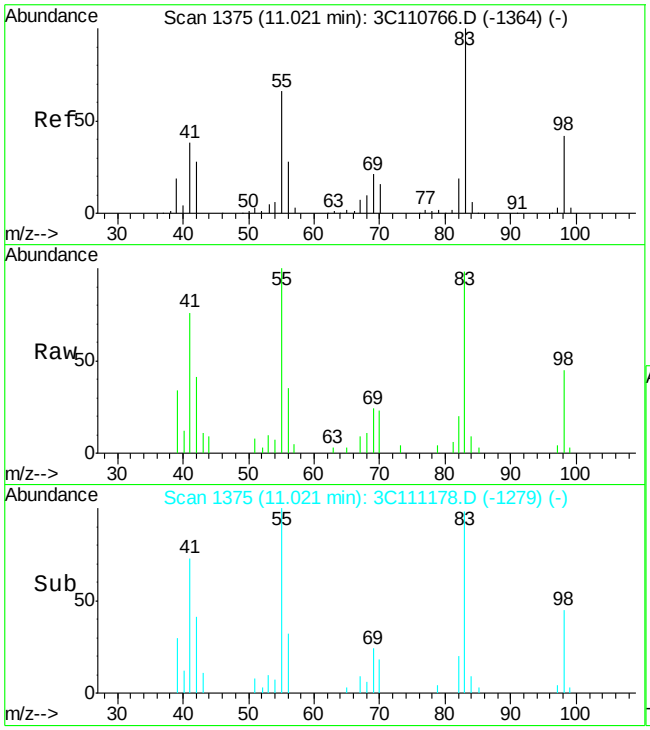

#70
methylcyclohexane
Concen: 1.57 ug/L
RT: 11.02 min Scan# 1375
Delta R.T. 0.00 min
Lab File: 3C111178.D
Acq: 27 Jun 2014 11:35 pm

Tgt Ion: 83 Resp: 5567

Ion	Ratio	Lower	Upper
83	100		
55	98.4	69.4	129.4
98	45.8	12.3	72.3

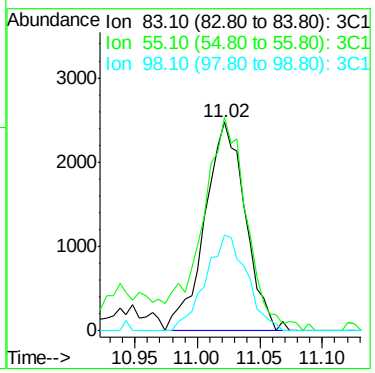

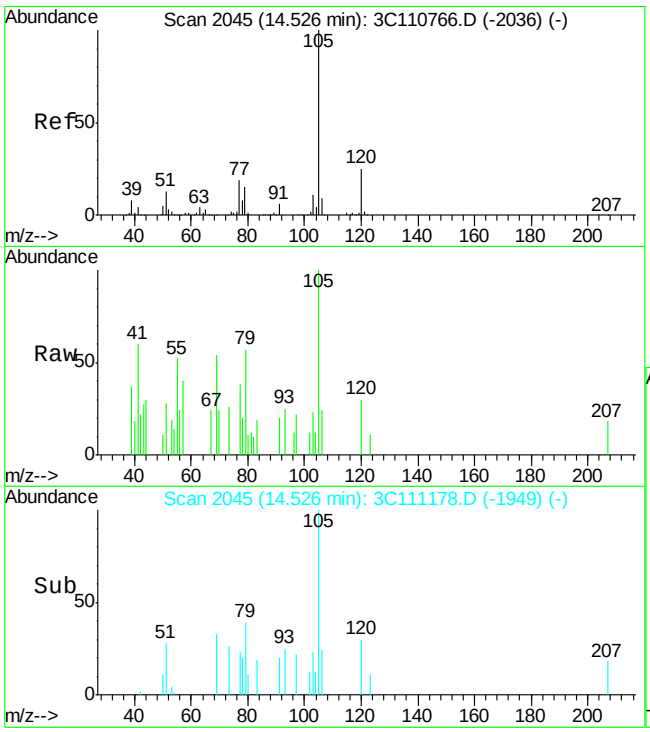

#98
isopropylbenzene
Concen: 0.19 ug/L
RT: 14.53 min Scan# 2045
Delta R.T. 0.00 min
Lab File: 3C111178.D
Acq: 27 Jun 2014 11:35 pm

Tgt Ion:105 Resp: 1245

Ion	Ratio	Lower	Upper
105	100		
120	30.3	0.0	55.3
77	37.6	0.0	48.6

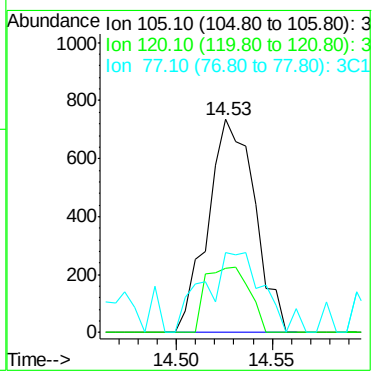

Quantitation Report (QT Reviewed)

Data Path : C:\MSDCHEM\1\DATA\
Data File : 3C111179.D
Acq On : 28 Jun 2014 12:03 am
Operator : prashans
Sample : JB70128-4
Misc : MS69718,V3C5008,4.9,,,,1
ALS Vial : 20 Sample Multiplier: 1

Quant Time: Jun 30 15:26:18 2014
Quant Method : C:\MSDCHEM\1\METHODS\M3C4989.M
Quant Title : Method SW846 8260B, ZB624 60m x 0.25mm x 1.4um
QLast Update : Wed Jun 18 08:58:10 2014
Response via : Initial Calibration

Internal Standards	R.T.	QIon	Response	Conc	Units	Dev(Min)
1) Tert Butyl Alcohol-d9	7.31	65	64319	500.00	ug/L	0.00
5) pentafluorobenzene	9.54	168	199407	50.00	ug/L	0.00
53) 1,4-difluorobenzene	10.46	114	267450	50.00	ug/L	0.00
82) chlorobenzene-d5	13.59	117	184648	50.00	ug/L	0.00
97) 1,4-dichlorobenzene-d4	15.88	152	71297	50.00	ug/L	0.00
System Monitoring Compounds						
44) dibromofluoromethane (s)	9.59	113	100853	55.52	ug/L	0.00
Spiked Amount 50.000	Range 59 - 130		Recovery = 111.04%			
45) 1,2-dichloroethane-d4 (s)	10.01	65	141061	52.82	ug/L	0.00
Spiked Amount 50.000	Range 65 - 123		Recovery = 105.64%			
74) toluene-d8 (s)	12.09	98	364127	52.55	ug/L	0.00
Spiked Amount 50.000	Range 80 - 124		Recovery = 105.10%			
99) 4-bromofluorobenzene (s)	14.73	95	124856	57.87	ug/L	0.00
Spiked Amount 50.000	Range 71 - 132		Recovery = 115.74%			
Target Compounds						Qvalue
18) acetone	6.69	58	7874	31.31	ug/L	92
23) carbon disulfide	7.05	76	24926	3.44	ug/L	96
26) methyl tert butyl ether	7.68	73	4928	0.74	ug/L	95
49) Cyclohexane	9.72	84	2407	0.74	ug/L #	48
70) methylcyclohexane	11.03	83	6441	1.72	ug/L	90

(#) = qualifier out of range (m) = manual integration (+) = signals summed

7.1.4

7

Quantitation Report (QT Reviewed)

Data Path : C:\MSDCHEM\1\DATA\
Data File : 3C111179.D
Acq On : 28 Jun 2014 12:03 am
Operator : prashans
Sample : JB70128-4
Misc : MS69718,V3C5008,4.9,,,,1
ALS Vial : 20 Sample Multiplier: 1

Quant Time: Jun 30 15:26:18 2014
Quant Method : C:\MSDCHEM\1\METHODS\M3C4989.M
Quant Title : Method SW846 8260B, ZB624 60m x 0.25mm x 1.4um
QLast Update : Wed Jun 18 08:58:10 2014
Response via : Initial Calibration

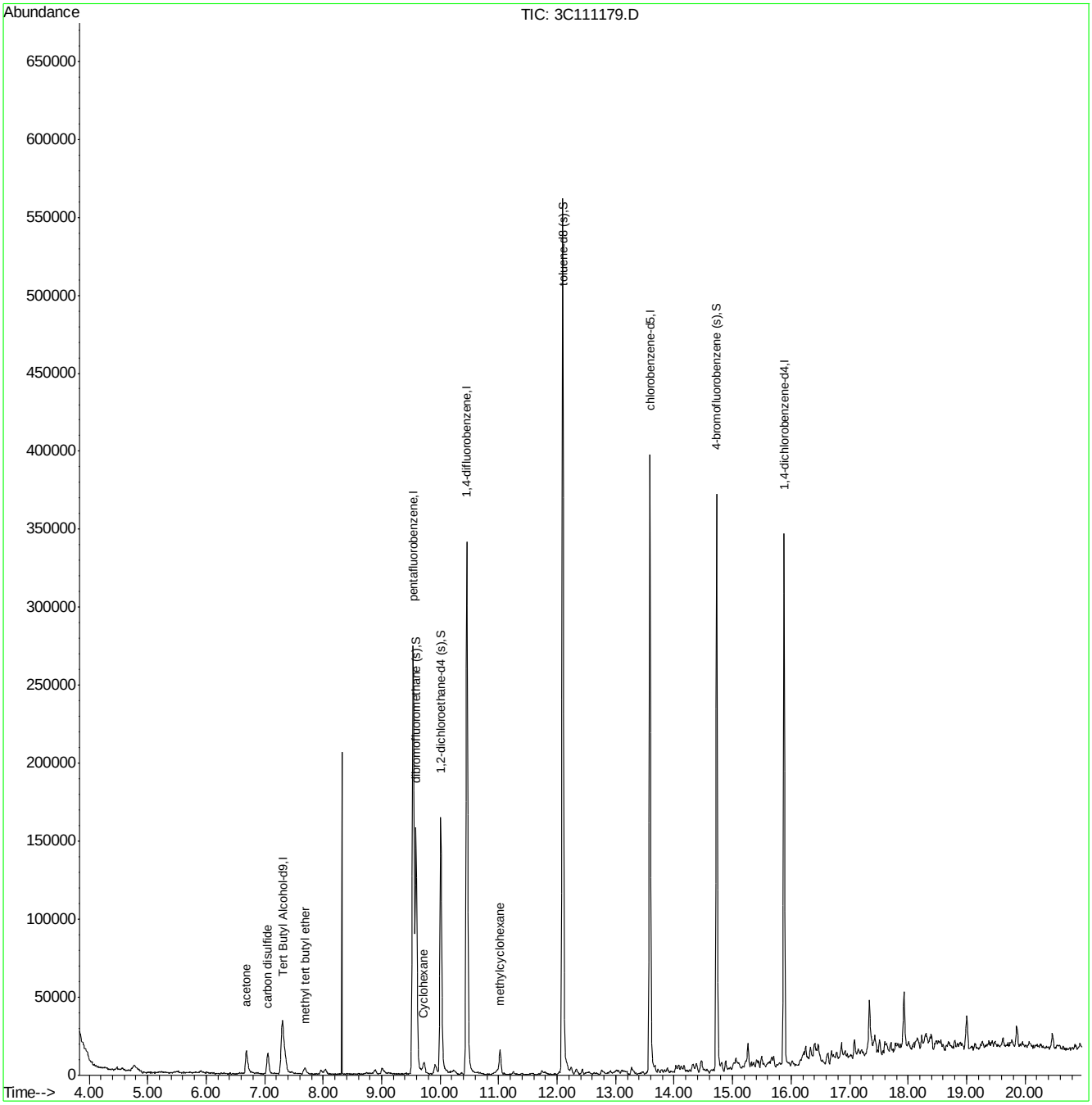

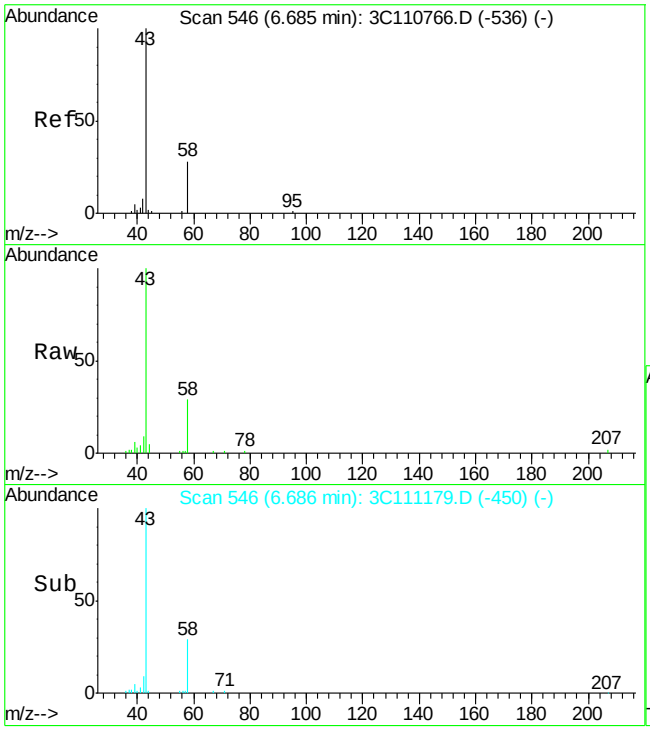

#18
acetone
Concen: 31.31 ug/L
RT: 6.69 min Scan# 546
Delta R.T. 0.00 min
Lab File: 3C111179.D
Acq: 28 Jun 2014 12:03 am

Tgt Ion: 58 Resp: 7874

Ion	Ratio	Lower	Upper
58	100		
43	348.7	336.0	396.0

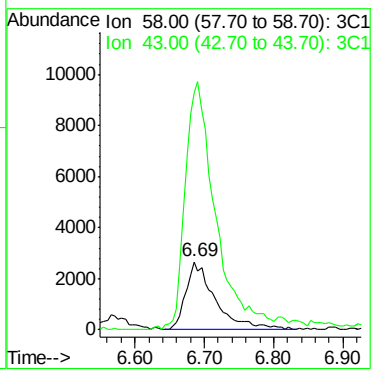

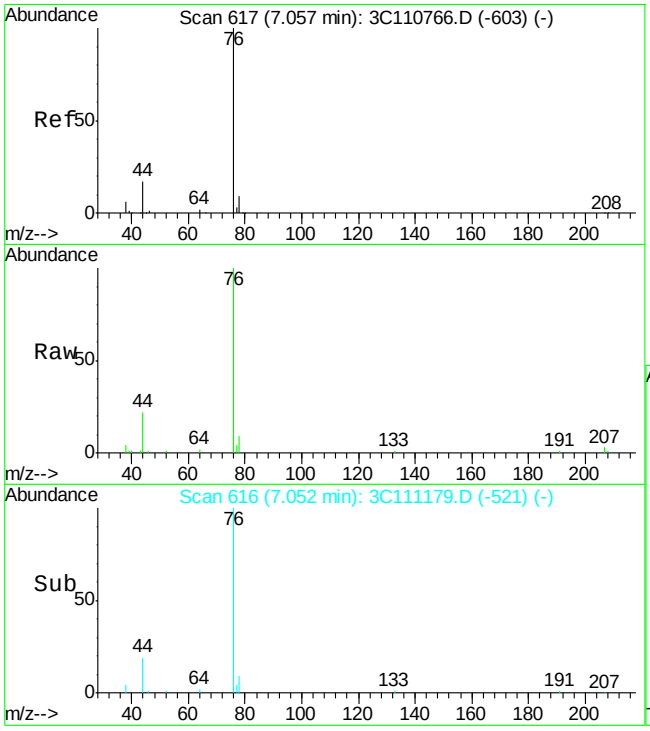

#23
carbon disulfide
Concen: 3.44 ug/L
RT: 7.05 min Scan# 616
Delta R.T. -0.01 min
Lab File: 3C111179.D
Acq: 28 Jun 2014 12:03 am

Tgt Ion: 76 Resp: 24926

Ion	Ratio	Lower	Upper
76	100		
78	8.3	0.0	39.2
44	18.6	0.0	46.7

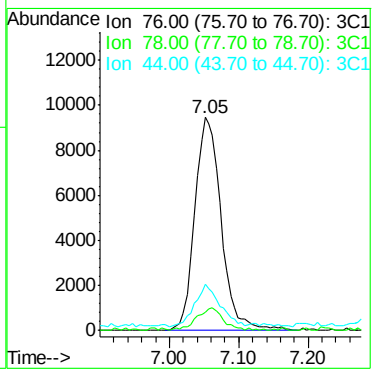

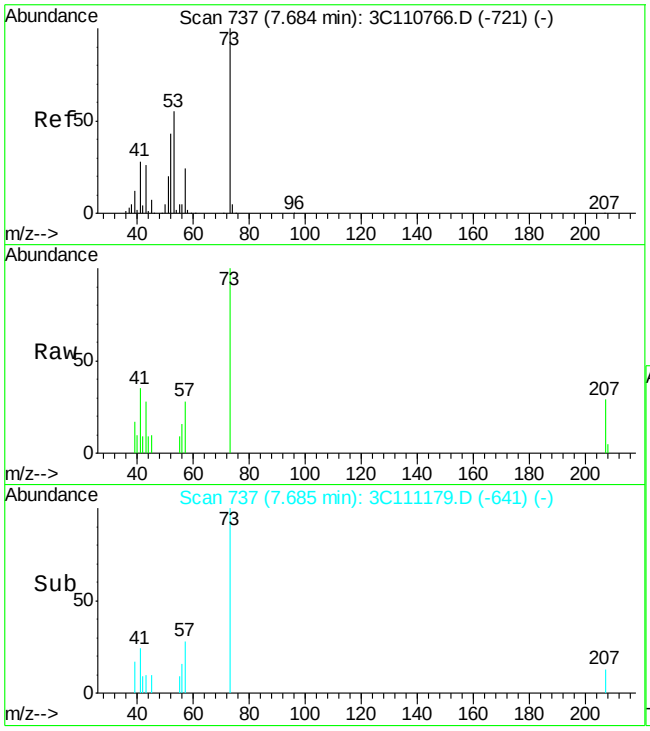

#26
methyl tert butyl ether
Concen: 0.74 ug/L
RT: 7.68 min Scan# 737
Delta R.T. 0.00 min
Lab File: 3C111179.D
Acq: 28 Jun 2014 12:03 am

Tgt Ion: 73 Resp: 4928

Ion	Ratio	Lower	Upper
73	100		
57	27.8	0.0	54.3
43	28.2	0.0	56.4

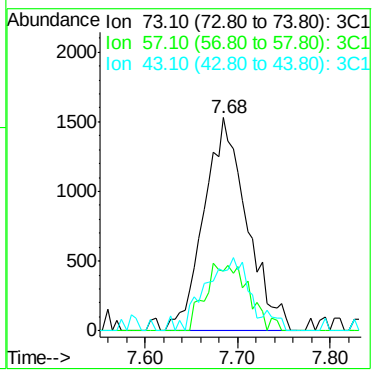

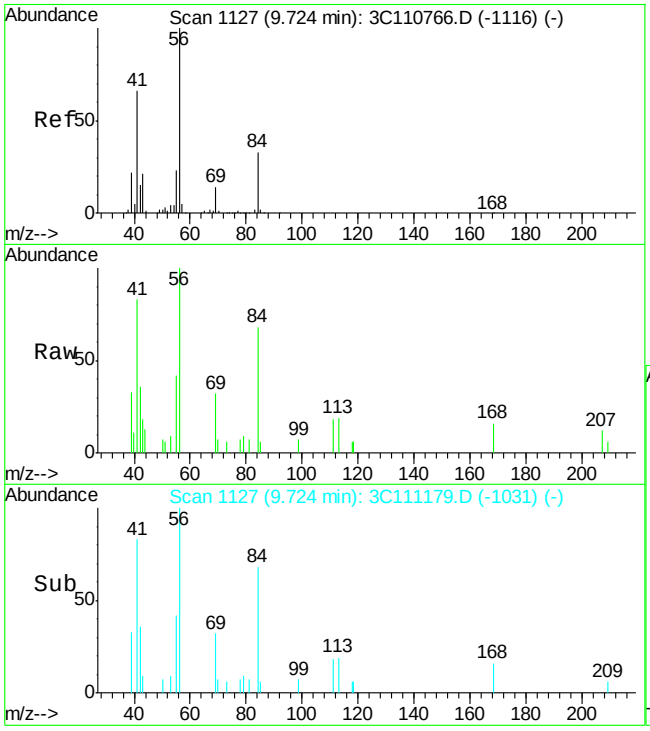

#49
Cyclohexane
Concen: 0.74 ug/L
RT: 9.72 min Scan# 1127
Delta R.T. 0.00 min
Lab File: 3C111179.D
Acq: 28 Jun 2014 12:03 am

Tgt Ion: 84 Resp: 2407

Ion	Ratio	Lower	Upper
84	100		
56	176.7	206.7	383.9#
41	136.3	136.6	253.6#

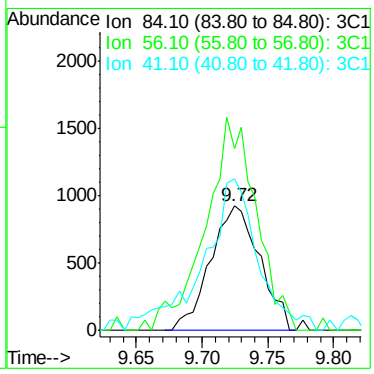

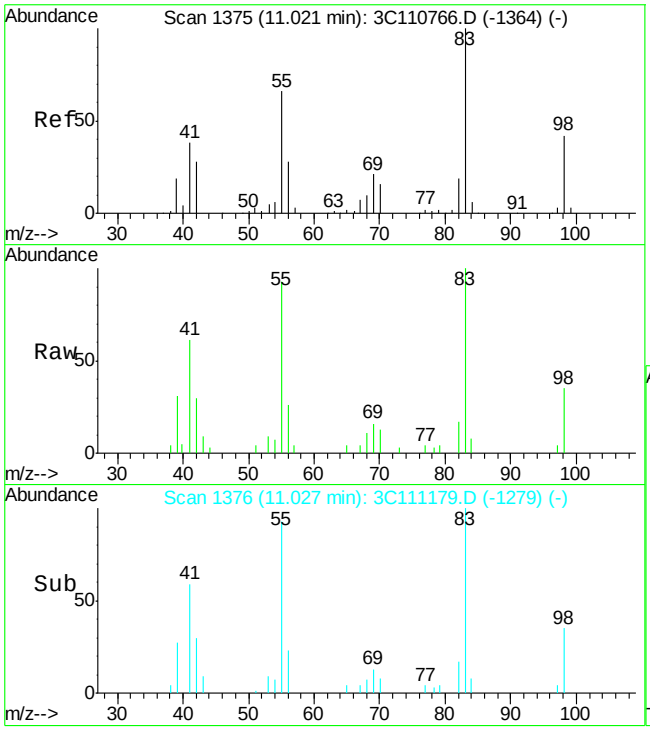

#70
methylcyclohexane
Concen: 1.72 ug/L
RT: 11.03 min Scan# 1376
Delta R.T. 0.01 min
Lab File: 3C111179.D
Acq: 28 Jun 2014 12:03 am

Tgt Ion: 83 Resp: 6441

Ion	Ratio	Lower	Upper
83	100		
55	89.6	69.4	129.4
98	35.1	12.3	72.3

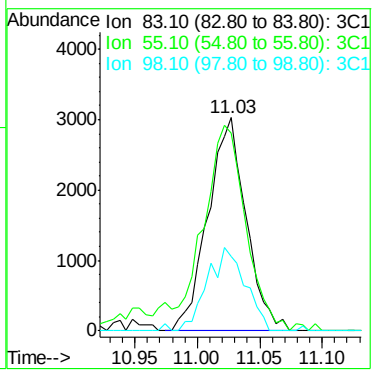

Quantitation Report (QT Reviewed)

Data Path : C:\MSDCHEM\1\DATA\
Data File : 3C111180.D
Acq On : 28 Jun 2014 12:31 am
Operator : prashans
Sample : JB70128-5
Misc : MS69718,V3C5008,5.0,,,,1
ALS Vial : 21 Sample Multiplier: 1

Quant Time: Jun 30 15:27:09 2014
Quant Method : C:\MSDCHEM\1\METHODS\M3C4989.M
Quant Title : Method SW846 8260B, ZB624 60m x 0.25mm x 1.4um
QLast Update : Wed Jun 18 08:58:10 2014
Response via : Initial Calibration

Internal Standards	R.T.	QIon	Response	Conc	Units	Dev(Min)
1) Tert Butyl Alcohol-d9	7.30	65	71177	500.00	ug/L	-0.01
5) pentafluorobenzene	9.54	168	182173	50.00	ug/L	0.00
53) 1,4-difluorobenzene	10.46	114	245569	50.00	ug/L	0.00
82) chlorobenzene-d5	13.59	117	171773	50.00	ug/L	0.00
97) 1,4-dichlorobenzene-d4	15.88	152	66504	50.00	ug/L	0.00
System Monitoring Compounds						
44) dibromofluoromethane (s)	9.59	113	90800	54.71	ug/L	0.00
Spiked Amount 50.000	Range 59 - 130		Recovery = 109.42%			
45) 1,2-dichloroethane-d4 (s)	10.01	65	130990	53.69	ug/L	0.00
Spiked Amount 50.000	Range 65 - 123		Recovery = 107.38%			
74) toluene-d8 (s)	12.09	98	348078	54.71	ug/L	0.00
Spiked Amount 50.000	Range 80 - 124		Recovery = 109.42%			
99) 4-bromofluorobenzene (s)	14.73	95	119014	59.14	ug/L	0.00
Spiked Amount 50.000	Range 71 - 132		Recovery = 118.28%			
Target Compounds						Qvalue
18) acetone	6.69	58	14218	61.88	ug/L	90
23) carbon disulfide	7.06	76	10135	1.53	ug/L	98
26) methyl tert butyl ether	7.68	73	15466	2.53	ug/L #	1
30) 2-butanone	9.00	72	3622	16.65	ug/L #	1
49) Cyclohexane	9.71	84	4535	1.52	ug/L #	1
70) methylcyclohexane	11.02	83	53402	15.55	ug/L	97
92) m,p-xylene	13.78	106	1018	0.37	ug/L	69
93) o-xylene	14.20	91	3669	0.59	ug/L	81
98) isopropylbenzene	14.53	105	8203	1.25	ug/L	98

(#) = qualifier out of range (m) = manual integration (+) = signals summed

Quantitation Report (QT Reviewed)

Data Path : C:\MSDCHEM\1\DATA\
Data File : 3C111180.D
Acq On : 28 Jun 2014 12:31 am
Operator : prashans
Sample : JB70128-5
Misc : MS69718,V3C5008,5.0,,,,1
ALS Vial : 21 Sample Multiplier: 1

Quant Time: Jun 30 15:27:09 2014
Quant Method : C:\MSDCHEM\1\METHODS\M3C4989.M
Quant Title : Method SW846 8260B, ZB624 60m x 0.25mm x 1.4um
QLast Update : Wed Jun 18 08:58:10 2014
Response via : Initial Calibration

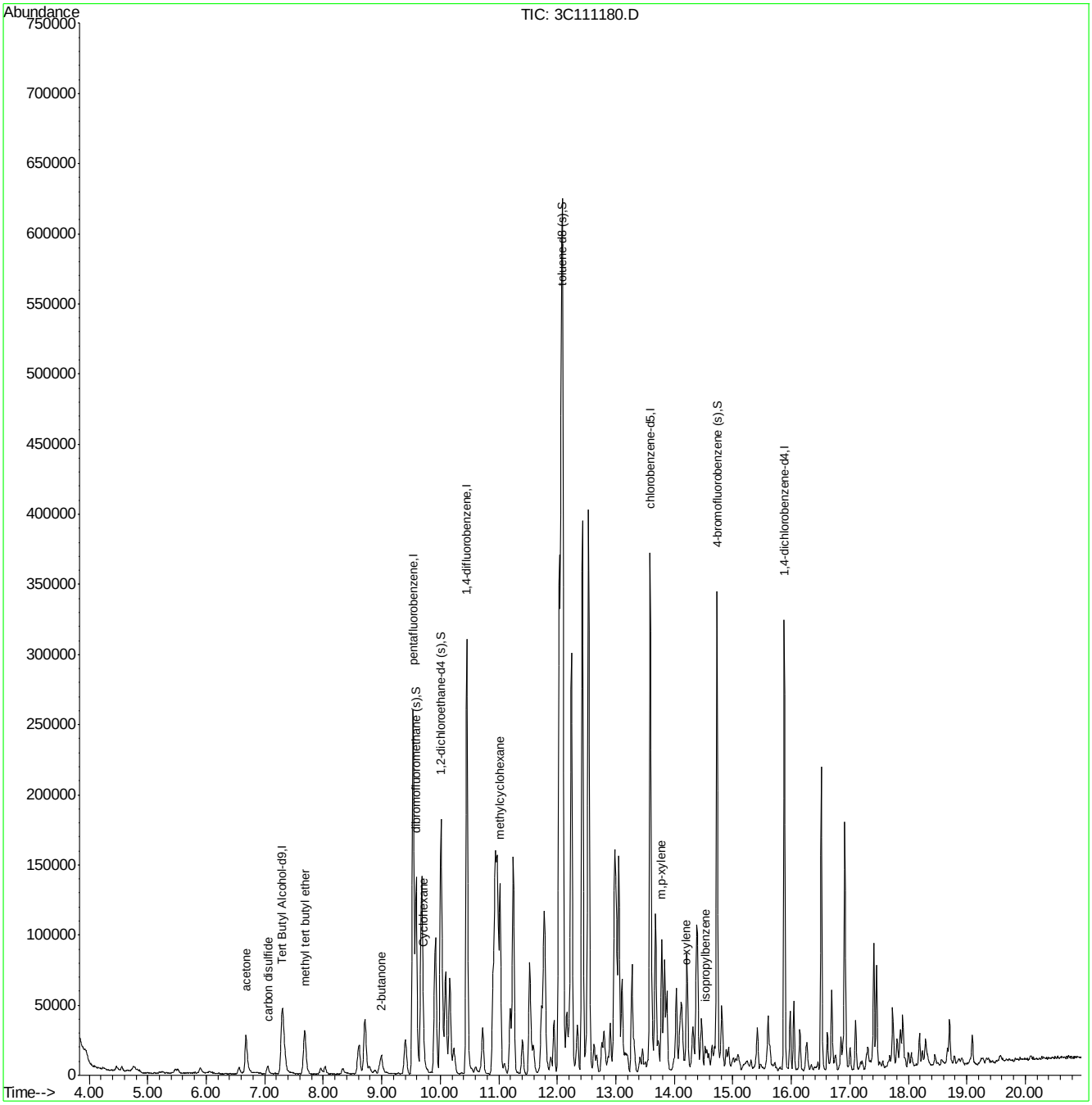

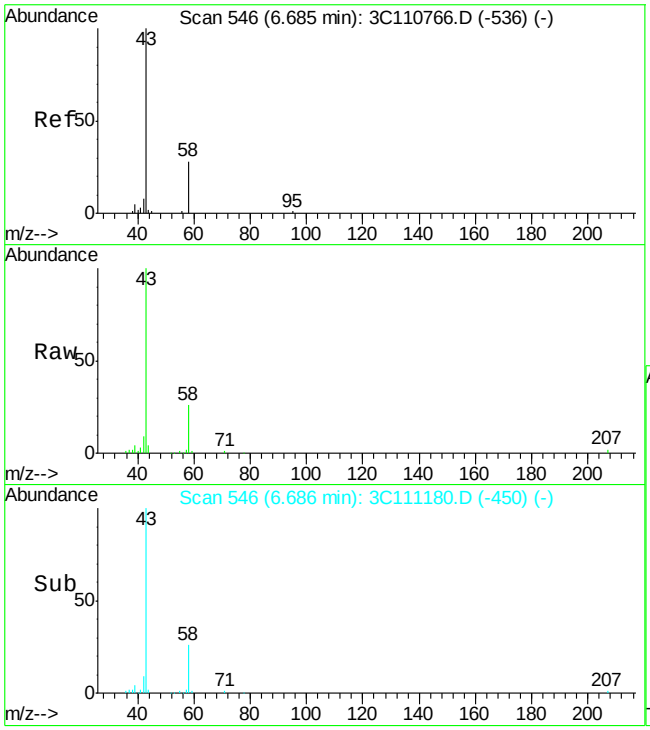

#18
acetone
Concen: 61.88 ug/L
RT: 6.69 min Scan# 546
Delta R.T. 0.00 min
Lab File: 3C111180.D
Acq: 28 Jun 2014 12:31 am

Tgt Ion: 58 Resp: 14218

Ion	Ratio	Lower	Upper
58	100		
43	387.3	336.0	396.0

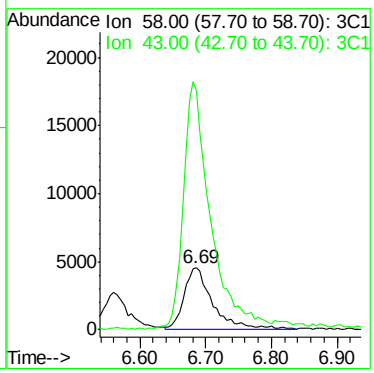

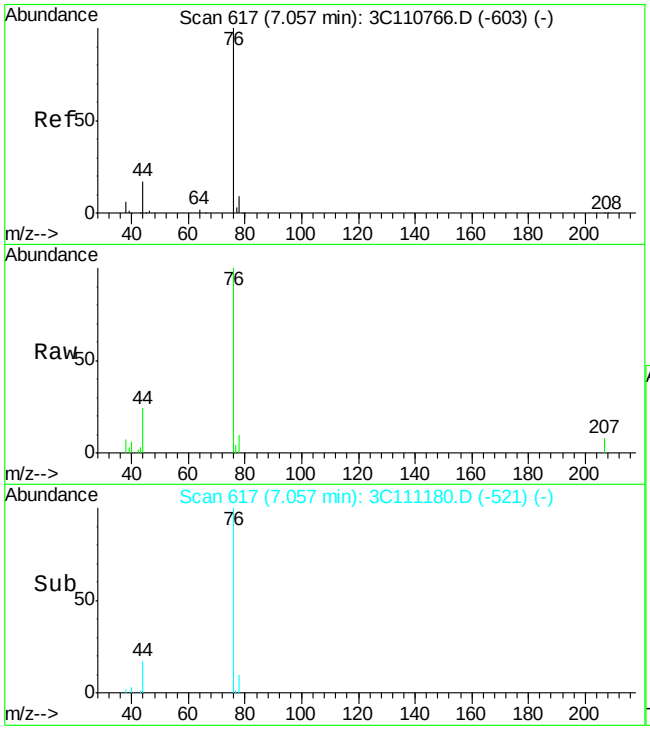

#23
carbon disulfide
Concen: 1.53 ug/L
RT: 7.06 min Scan# 617
Delta R.T. 0.00 min
Lab File: 3C111180.D
Acq: 28 Jun 2014 12:31 am

Tgt Ion: 76 Resp: 10135

Ion	Ratio	Lower	Upper
76	100		
78	8.8	0.0	39.2
44	18.0	0.0	46.7

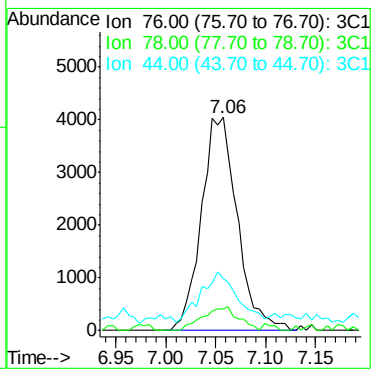

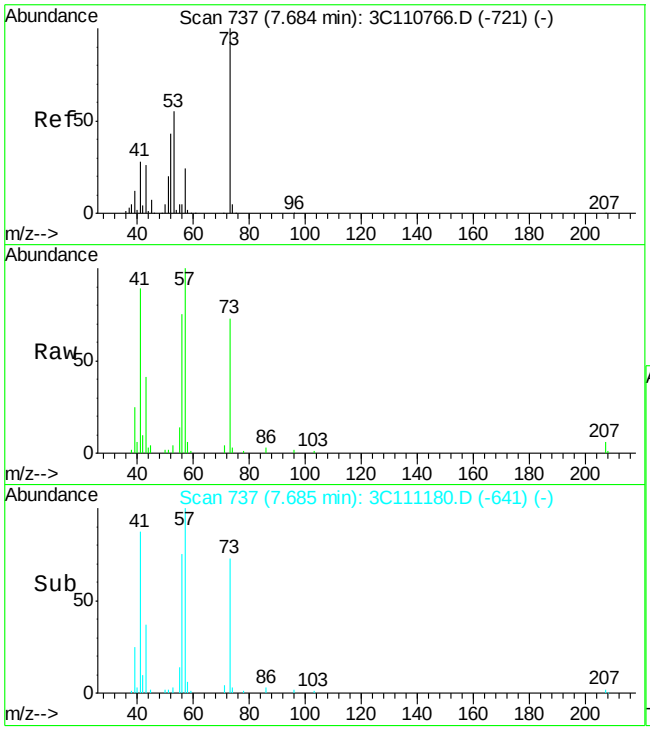

#26
methyl tert butyl ether
Concen: 2.53 ug/L
RT: 7.68 min Scan# 737
Delta R.T. 0.00 min
Lab File: 3C111180.D
Acq: 28 Jun 2014 12:31 am

Tgt Ion: 73 Resp: 15466

Ion	Ratio	Lower	Upper
73	100		
57	136.1	0.0	54.3#
43	56.0	0.0	56.4

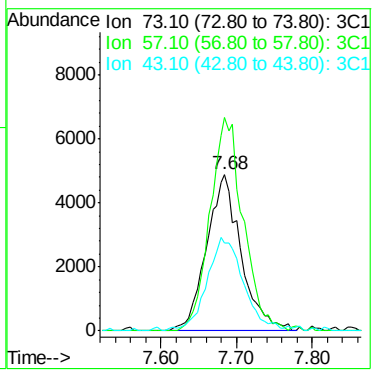

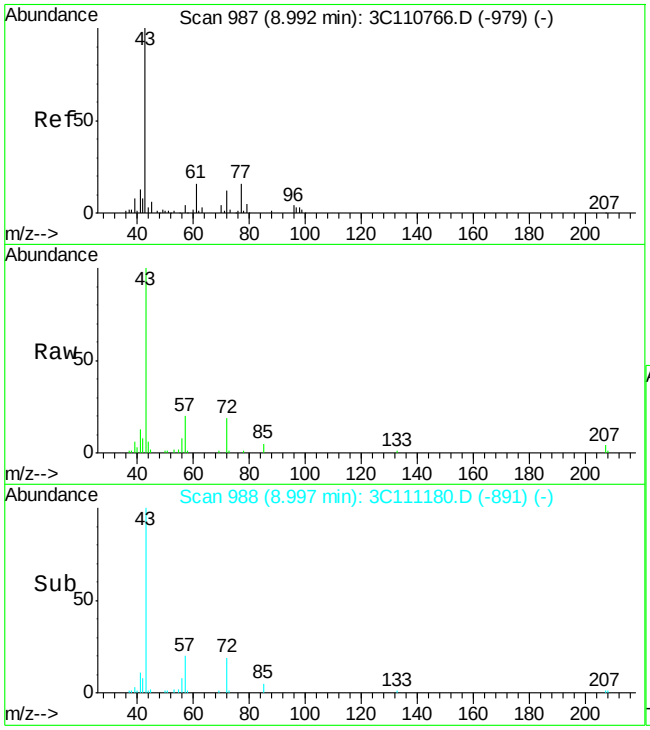

#30
2-butanone
Concen: 16.65 ug/L
RT: 9.00 min Scan# 988
Delta R.T. 0.01 min
Lab File: 3C111180.D
Acq: 28 Jun 2014 12:31 am

Tgt Ion: 72 Resp: 3622

Ion	Ratio	Lower	Upper
72	100		
43	619.5	916.8	1702.6#
57	202.7	24.4	45.4#

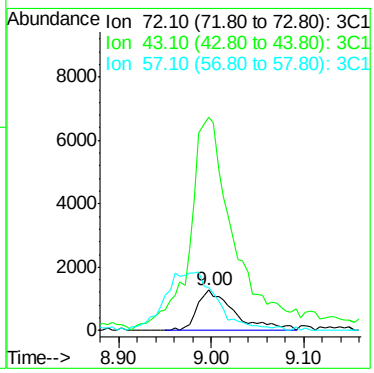

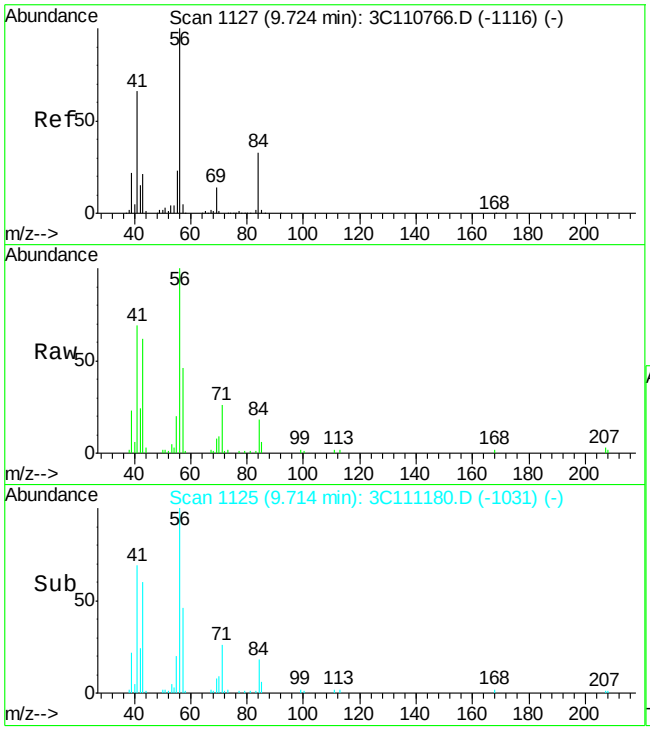

#49
Cyclohexane
Concen: 1.52 ug/L
RT: 9.71 min Scan# 1125
Delta R.T. -0.01 min
Lab File: 3C111180.D
Acq: 28 Jun 2014 12:31 am

Tgt Ion: 84 Resp: 4535

Ion	Ratio	Lower	Upper
84	100		
56	0.0	206.7	383.9#
41	0.0	136.6	253.6#

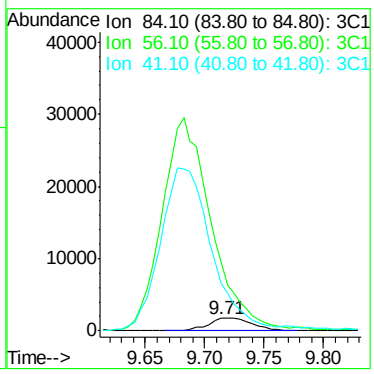

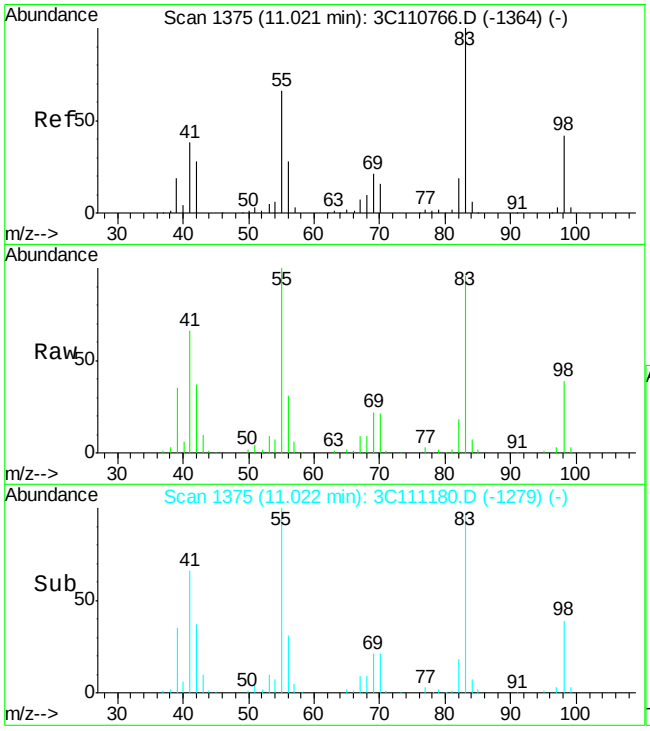

#70
methylcyclohexane
Concen: 15.55 ug/L
RT: 11.02 min Scan# 1375
Delta R.T. 0.00 min
Lab File: 3C111180.D
Acq: 28 Jun 2014 12:31 am

Tgt Ion: 83 Resp: 53402

Ion	Ratio	Lower	Upper
83	100		
55	102.9	69.4	129.4
98	40.3	12.3	72.3

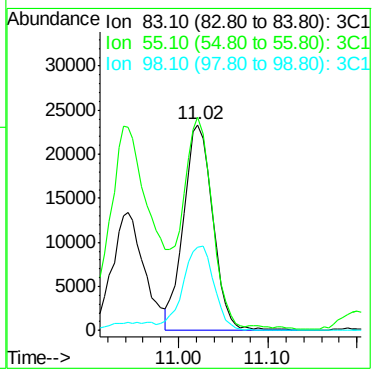

ACCUTEST LABORATORIES
JB70128

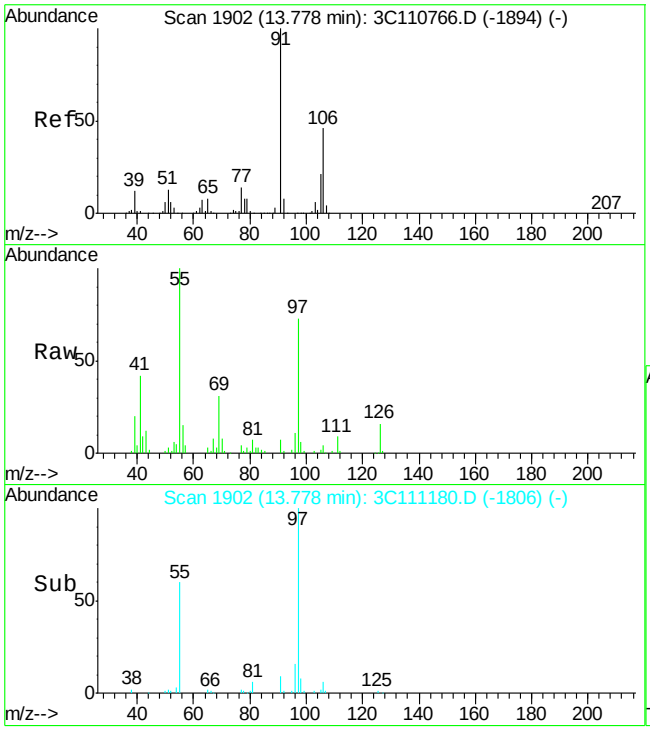

#92
m,p-xylene
Concen: 0.37 ug/L
RT: 13.78 min Scan# 1902
Delta R.T. 0.00 min
Lab File: 3C111180.D
Acq: 28 Jun 2014 12:31 am

Tgt Ion:106 Resp: 1018

Ion	Ratio	Lower	Upper
106	100		
91	169.8	153.9	285.9

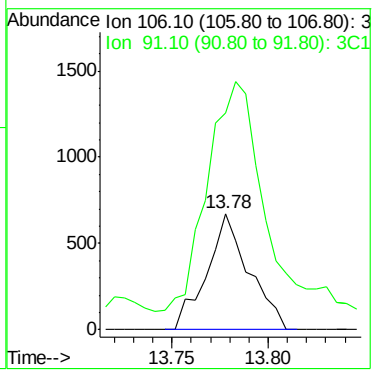

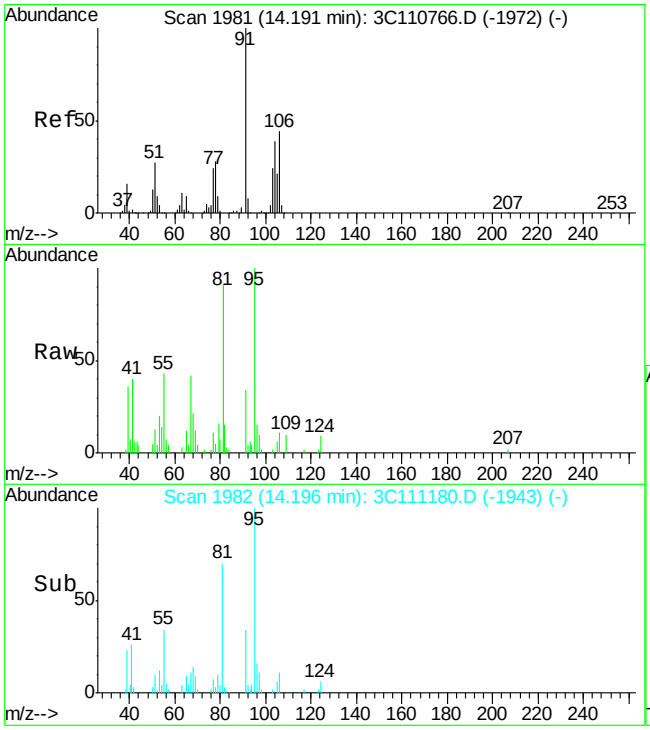

#93
o-xylene
Concen: 0.59 ug/L
RT: 14.20 min Scan# 1982
Delta R.T. 0.01 min
Lab File: 3C111180.D
Acq: 28 Jun 2014 12:31 am

Tgt Ion: 91 Resp: 3669

Ion	Ratio	Lower	Upper
91	100		
106	31.7	30.7	57.1

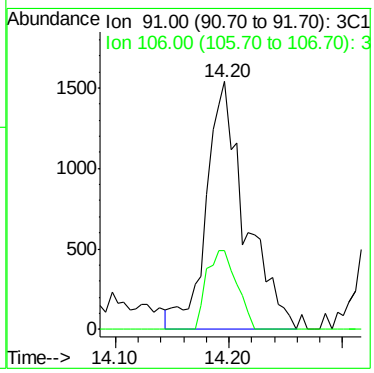

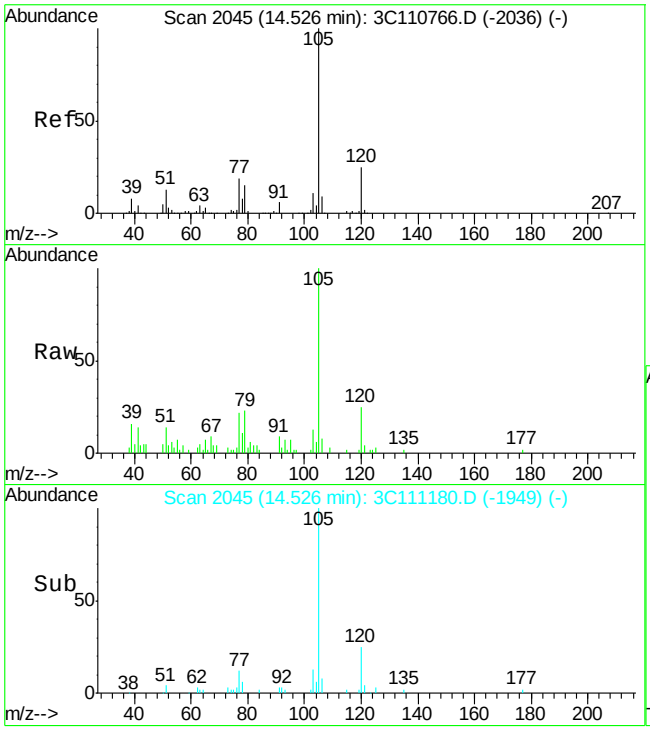

#98
isopropylbenzene
Concen: 1.25 ug/L
RT: 14.53 min Scan# 2045
Delta R.T. 0.00 min
Lab File: 3C111180.D
Acq: 28 Jun 2014 12:31 am

Tgt Ion:105 Resp: 8203

Ion	Ratio	Lower	Upper
105	100		
120	24.9	0.0	55.3
77	16.8	0.0	48.6

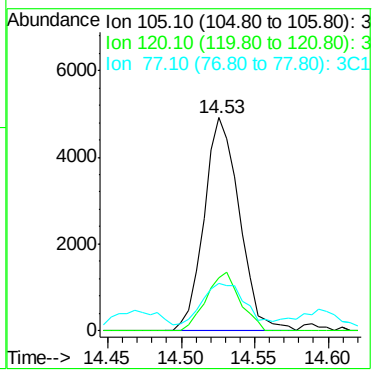

7.1.5

7

Quantitation Report (QT Reviewed)

Data Path : C:\MSDCHEM\1\DATA\
Data File : 3C111181.D
Acq On : 28 Jun 2014 12:59 am
Operator : prashans
Sample : JB70128-6
Misc : MS69718,V3C5008,4.9,,,,1
ALS Vial : 22 Sample Multiplier: 1

Quant Time: Jun 30 15:23:42 2014
Quant Method : C:\MSDCHEM\1\METHODS\M3C4989.M
Quant Title : Method SW846 8260B, ZB624 60m x 0.25mm x 1.4um
QLast Update : Wed Jun 18 08:58:10 2014
Response via : Initial Calibration

Internal Standards	R.T.	QIon	Response	Conc	Units	Dev(Min)
1) Tert Butyl Alcohol-d9	7.31	65	79595	500.00	ug/L	0.00
5) pentafluorobenzene	9.54	168	197412	50.00	ug/L	0.00
53) 1,4-difluorobenzene	10.46	114	267964	50.00	ug/L	0.00
82) chlorobenzene-d5	13.59	117	183336	50.00	ug/L	0.00
97) 1,4-dichlorobenzene-d4	15.88	152	72270	50.00	ug/L	0.00
System Monitoring Compounds						
44) dibromofluoromethane (s)	9.59	113	99195	55.16	ug/L	0.00
Spiked Amount 50.000	Range 59 - 130		Recovery = 110.32%			
45) 1,2-dichloroethane-d4 (s)	10.01	65	141189	53.40	ug/L	0.00
Spiked Amount 50.000	Range 65 - 123		Recovery = 106.80%			
74) toluene-d8 (s)	12.09	98	362508	52.22	ug/L	0.00
Spiked Amount 50.000	Range 80 - 124		Recovery = 104.44%			
99) 4-bromofluorobenzene (s)	14.73	95	124492	56.92	ug/L	0.00
Spiked Amount 50.000	Range 71 - 132		Recovery = 113.84%			
Target Compounds						Qvalue
18) acetone	6.69	58	9257	37.18	ug/L	92
23) carbon disulfide	7.06	76	24182	3.37	ug/L	91
26) methyl tert butyl ether	7.68	73	13098	1.98	ug/L	88
49) Cyclohexane	9.73	84	1934	0.60	ug/L #	43
70) methylcyclohexane	11.03	83	14143	3.77	ug/L	94

(#) = qualifier out of range (m) = manual integration (+) = signals summed

7.1.6
7

Quantitation Report (QT Reviewed)

Data Path : C:\MSDCHEM\1\DATA\
Data File : 3C111181.D
Acq On : 28 Jun 2014 12:59 am
Operator : prashans
Sample : JB70128-6
Misc : MS69718,V3C5008,4.9,,,,1
ALS Vial : 22 Sample Multiplier: 1

Quant Time: Jun 30 15:23:42 2014
Quant Method : C:\MSDCHEM\1\METHODS\M3C4989.M
Quant Title : Method SW846 8260B, ZB624 60m x 0.25mm x 1.4um
QLast Update : Wed Jun 18 08:58:10 2014
Response via : Initial Calibration

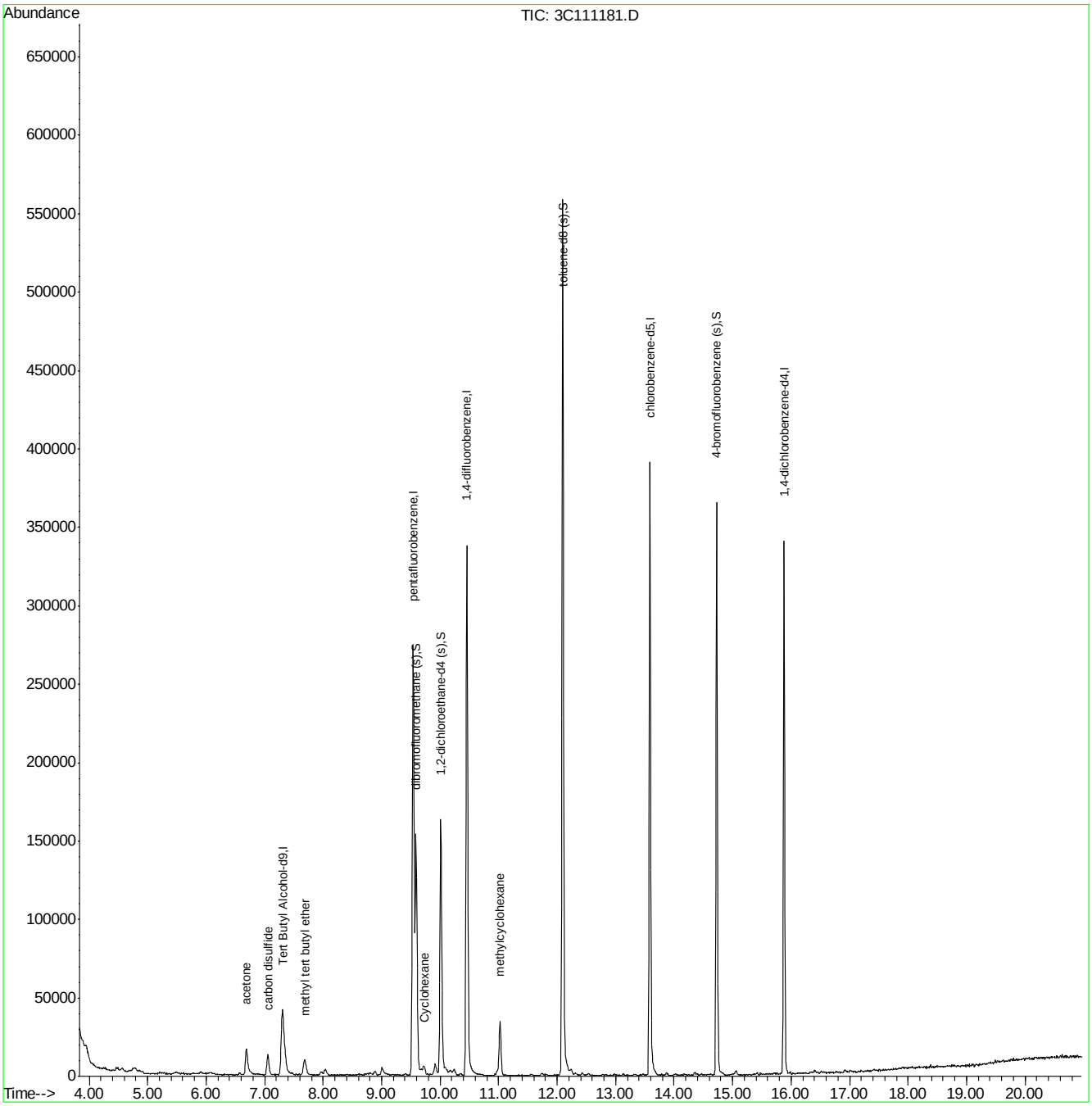

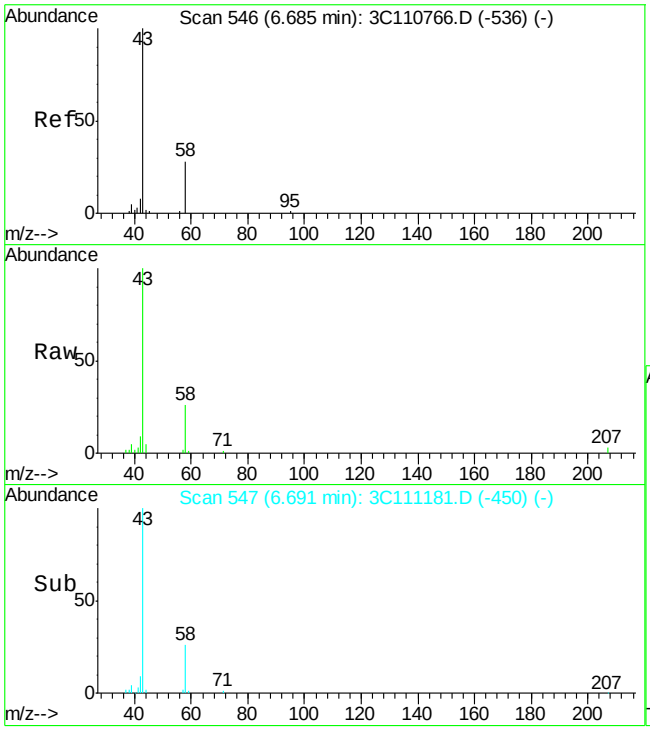

#18
acetone
Concen: 37.18 ug/L
RT: 6.69 min Scan# 547
Delta R.T. 0.01 min
Lab File: 3C111181.D
Acq: 28 Jun 2014 12:59 am

Tgt Ion: 58 Resp: 9257

Ion	Ratio	Lower	Upper
58	100		
43	384.8	336.0	396.0

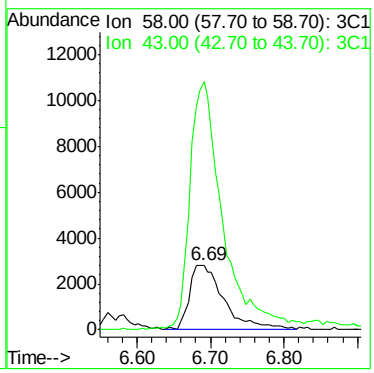

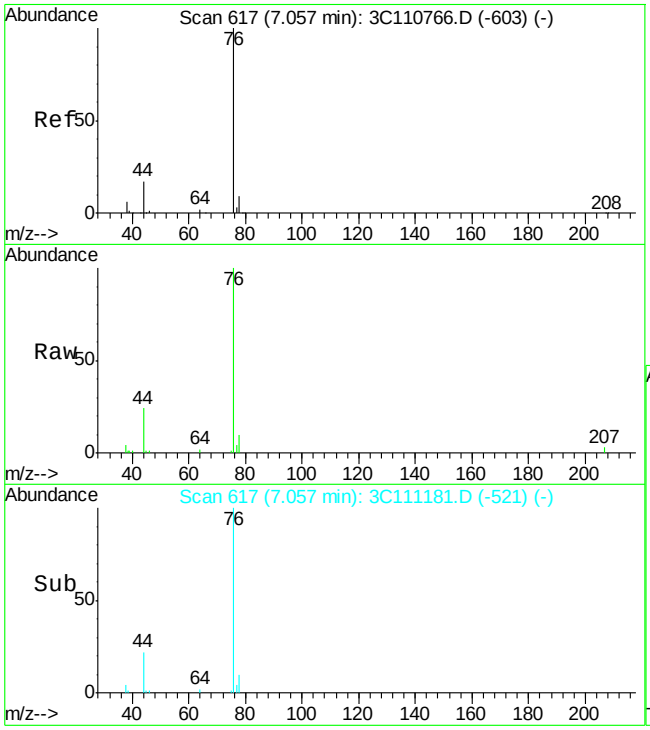

#23
carbon disulfide
Concen: 3.37 ug/L
RT: 7.06 min Scan# 617
Delta R.T. 0.00 min
Lab File: 3C111181.D
Acq: 28 Jun 2014 12:59 am

Tgt Ion: 76 Resp: 24182

Ion	Ratio	Lower	Upper
76	100		
78	10.0	0.0	39.2
44	21.9	0.0	46.7

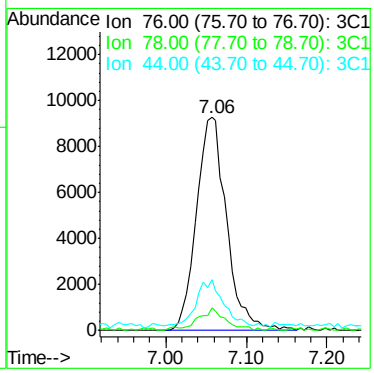

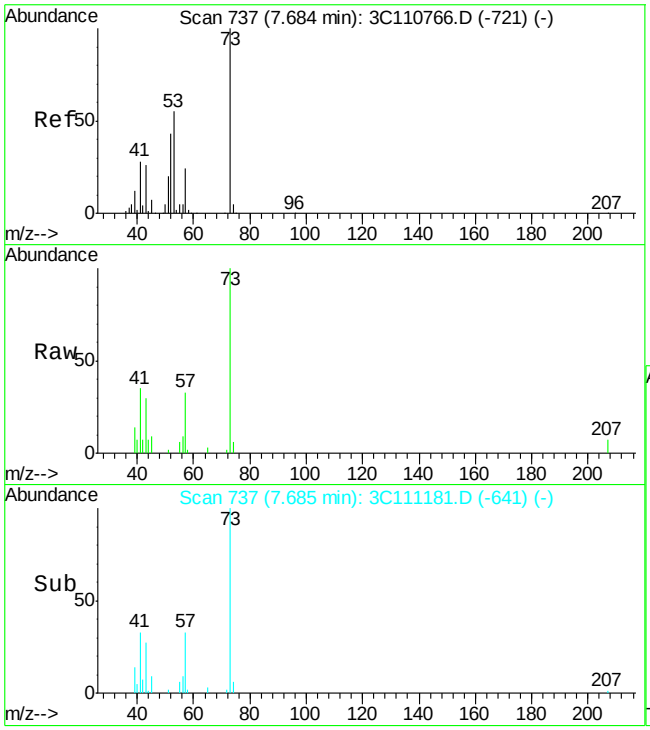

#26
methyl tert butyl ether
Concen: 1.98 ug/L
RT: 7.68 min Scan# 737
Delta R.T. 0.00 min
Lab File: 3C111181.D
Acq: 28 Jun 2014 12:59 am

Tgt Ion: 73 Resp: 13098

Ion	Ratio	Lower	Upper
73	100		
57	33.0	0.0	54.3
43	29.9	0.0	56.4

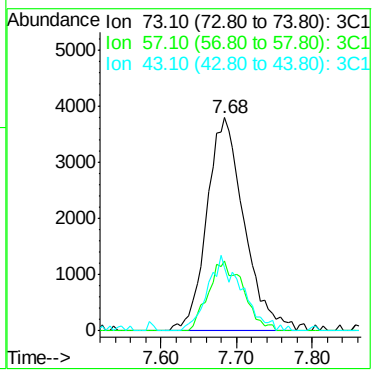

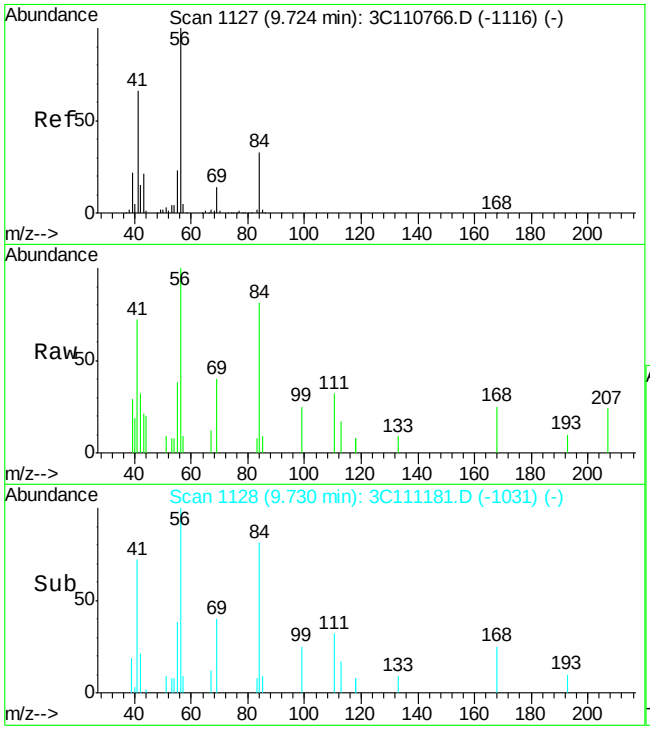

#49
Cyclohexane
Concen: 0.60 ug/L
RT: 9.73 min Scan# 1128
Delta R.T. 0.01 min
Lab File: 3C111181.D
Acq: 28 Jun 2014 12:59 am

Tgt Ion: 84 Resp: 1934

Ion	Ratio	Lower	Upper
84	100		
56	181.2	206.7	383.9#
41	115.0	136.6	253.6#

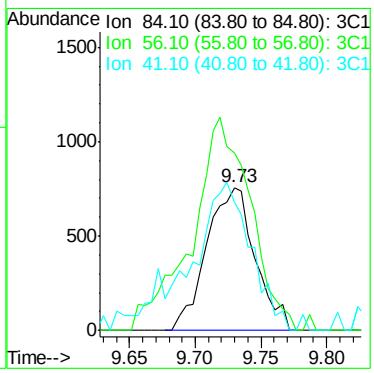

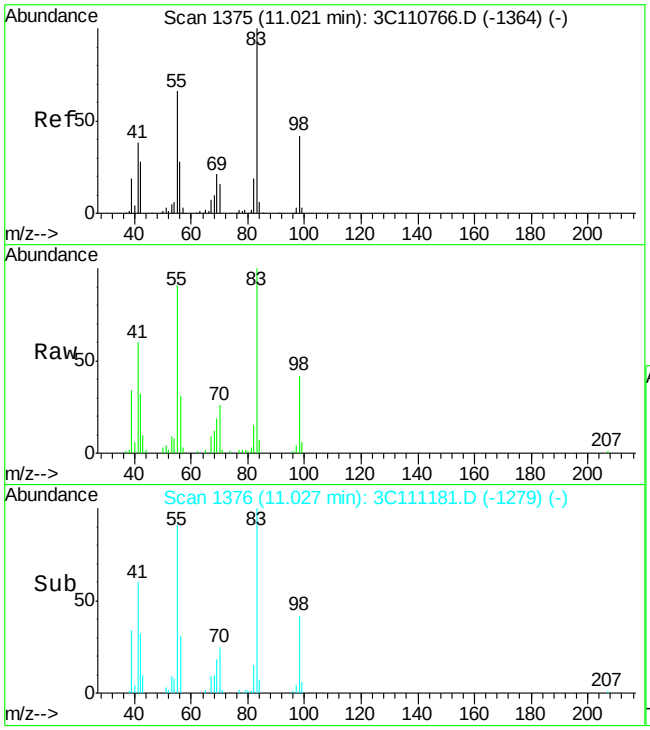

#70
methylcyclohexane
Concen: 3.77 ug/L
RT: 11.03 min Scan# 1376
Delta R.T. 0.01 min
Lab File: 3C111181.D
Acq: 28 Jun 2014 12:59 am

Tgt Ion: 83 Resp: 14143

Ion	Ratio	Lower	Upper
83	100		
55	91.1	69.4	129.4
98	42.2	12.3	72.3

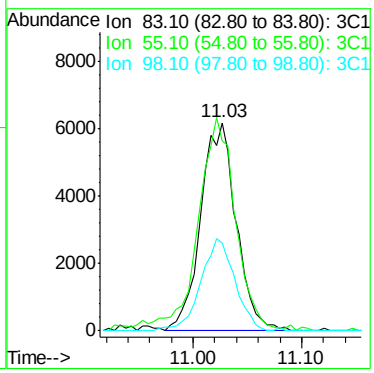

Quantitation Report (QT Reviewed)

Data Path : C:\MSDCHEM\1\DATA\
Data File : 3C111182.D
Acq On : 28 Jun 2014 1:26 am
Operator : prashans
Sample : JB70128-7
Misc : MS69718,V3C5008,6.2,,,,1
ALS Vial : 23 Sample Multiplier: 1

Quant Time: Jun 30 15:24:15 2014
Quant Method : C:\MSDCHEM\1\METHODS\M3C4989.M
Quant Title : Method SW846 8260B, ZB624 60m x 0.25mm x 1.4um
QLast Update : Wed Jun 18 08:58:10 2014
Response via : Initial Calibration

Internal Standards	R.T.	QIon	Response	Conc	Units	Dev(Min)
1) Tert Butyl Alcohol-d9	7.31	65	80448	500.00	ug/L	0.00
5) pentafluorobenzene	9.54	168	191426	50.00	ug/L	0.00
53) 1,4-difluorobenzene	10.46	114	257710	50.00	ug/L	0.00
82) chlorobenzene-d5	13.59	117	178103	50.00	ug/L	0.00
97) 1,4-dichlorobenzene-d4	15.88	152	69156	50.00	ug/L	0.00
System Monitoring Compounds						
44) dibromofluoromethane (s)	9.59	113	94245	54.04	ug/L	0.00
Spiked Amount 50.000	Range 59 - 130		Recovery = 108.08%			
45) 1,2-dichloroethane-d4 (s)	10.01	65	134685	52.53	ug/L	0.00
Spiked Amount 50.000	Range 65 - 123		Recovery = 105.06%			
74) toluene-d8 (s)	12.09	98	351205	52.60	ug/L	0.00
Spiked Amount 50.000	Range 80 - 124		Recovery = 105.20%			
99) 4-bromofluorobenzene (s)	14.73	95	122270	58.43	ug/L	0.00
Spiked Amount 50.000	Range 71 - 132		Recovery = 116.86%			
Target Compounds						Qvalue
18) acetone	6.69	58	5070	21.00	ug/L #	83
23) carbon disulfide	7.05	76	23227	3.34	ug/L	98
49) Cyclohexane	9.72	84	3930	1.25	ug/L #	61
70) methylcyclohexane	11.03	83	102497	28.44	ug/L	98

(#) = qualifier out of range (m) = manual integration (+) = signals summed

Quantitation Report (QT Reviewed)

Data Path : C:\MSDCHEM\1\DATA\
Data File : 3C111182.D
Acq On : 28 Jun 2014 1:26 am
Operator : prashans
Sample : JB70128-7
Misc : MS69718,V3C5008,6.2,,,,1
ALS Vial : 23 Sample Multiplier: 1

Quant Time: Jun 30 15:24:15 2014
Quant Method : C:\MSDCHEM\1\METHODS\M3C4989.M
Quant Title : Method SW846 8260B, ZB624 60m x 0.25mm x 1.4um
QLast Update : Wed Jun 18 08:58:10 2014
Response via : Initial Calibration

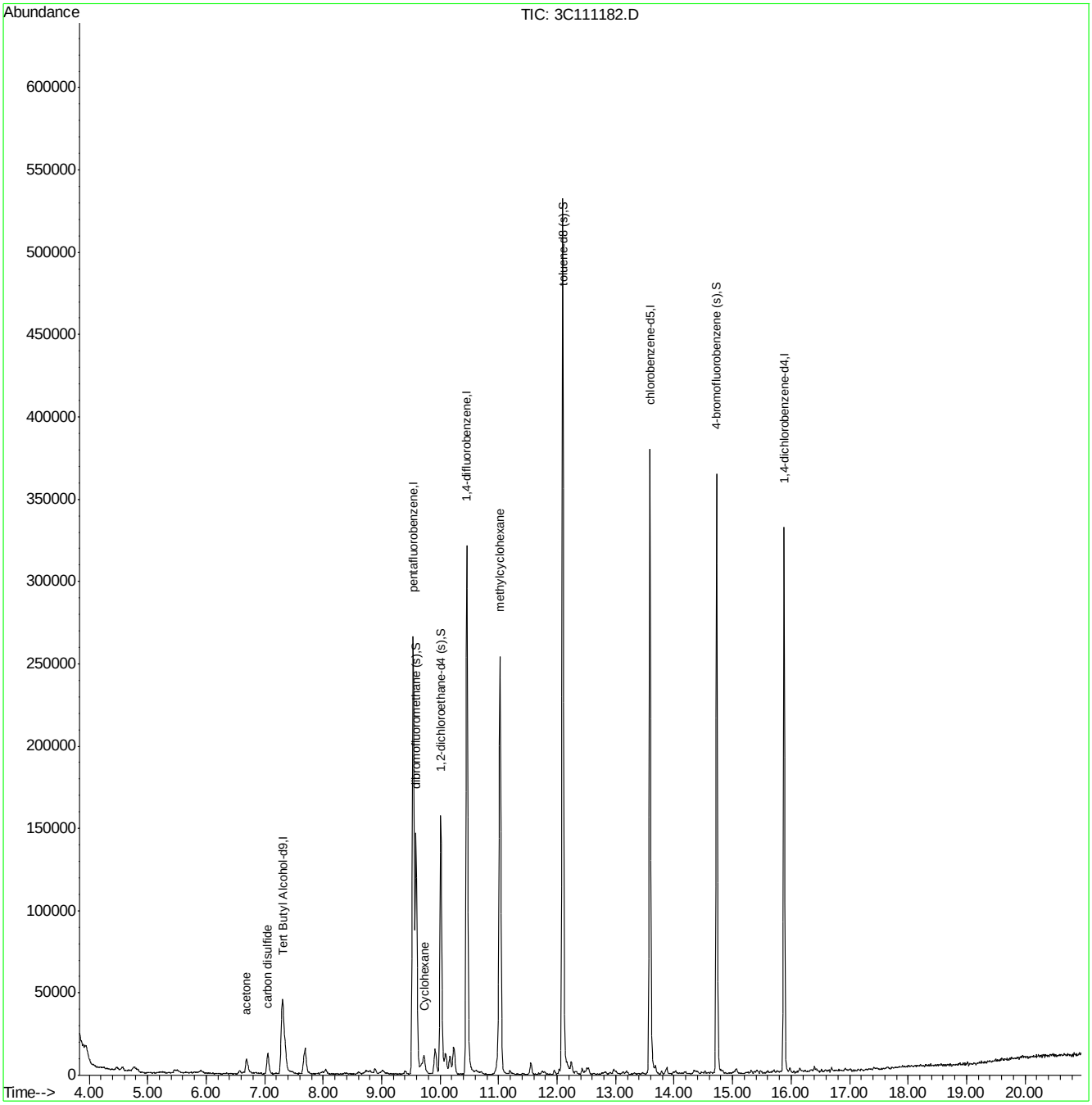

M3C4989.M Mon Jun 30 15:31:13 2014 MS3C

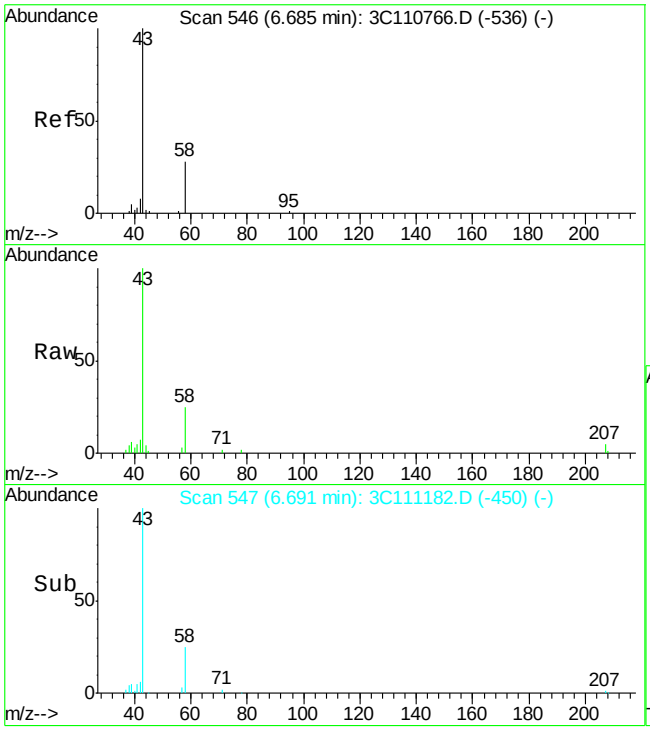

#18
acetone
Concen: 21.00 ug/L
RT: 6.69 min Scan# 547
Delta R.T. 0.01 min
Lab File: 3C111182.D
Acq: 28 Jun 2014 1:26 am

Tgt Ion: 58 Resp: 5070

Ion	Ratio	Lower	Upper
58	100		
43	403.9	336.0	396.0#

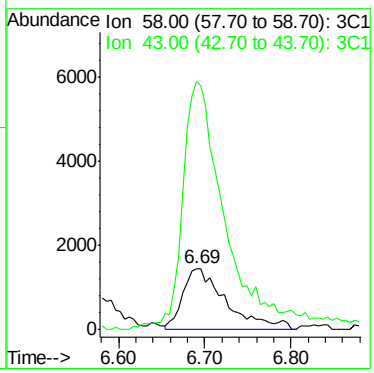

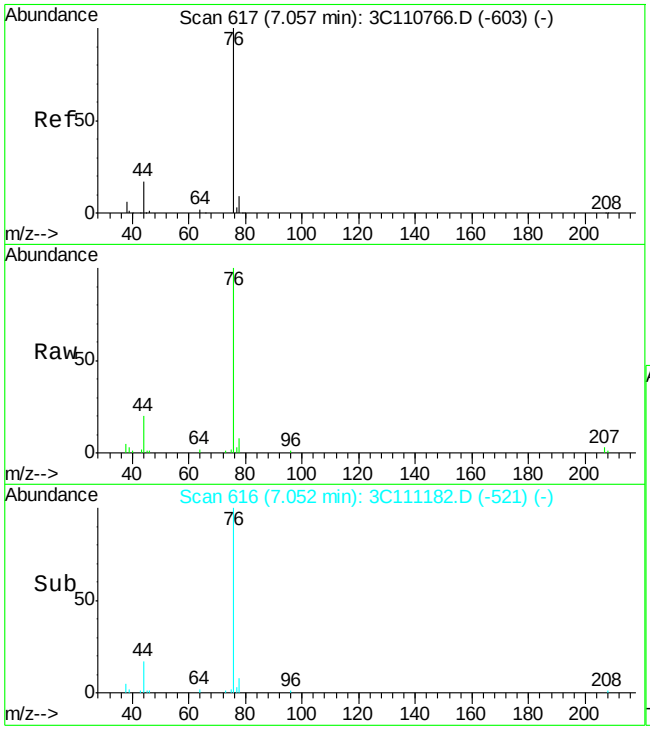

#23
carbon disulfide
Concen: 3.34 ug/L
RT: 7.05 min Scan# 616
Delta R.T. -0.01 min
Lab File: 3C111182.D
Acq: 28 Jun 2014 1:26 am

Tgt Ion: 76 Resp: 23227

Ion	Ratio	Lower	Upper
76	100		
78	8.5	0.0	39.2
44	15.9	0.0	46.7

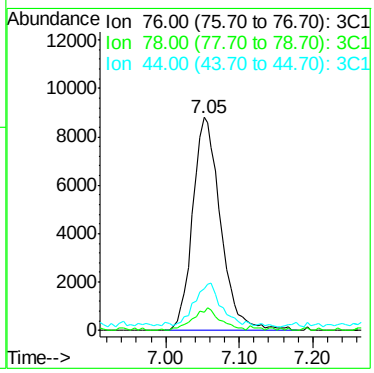

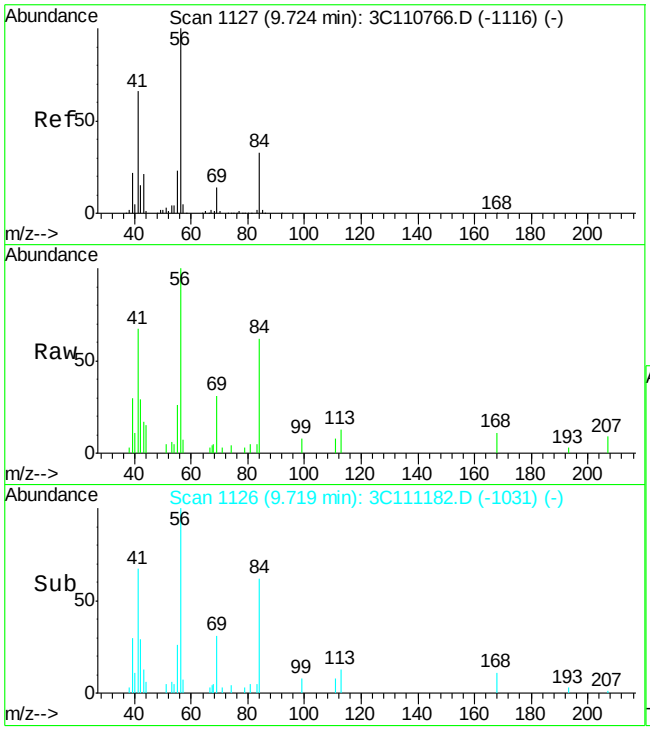

#49
Cyclohexane
Concen: 1.25 ug/L
RT: 9.72 min Scan# 1126
Delta R.T. -0.01 min
Lab File: 3C111182.D
Acq: 28 Jun 2014 1:26 am

Tgt Ion: 84 Resp: 3930

Ion	Ratio	Lower	Upper
84	100		
56	200.2	206.7	383.9#
41	159.2	136.6	253.6

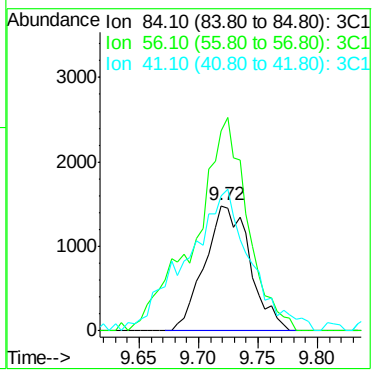

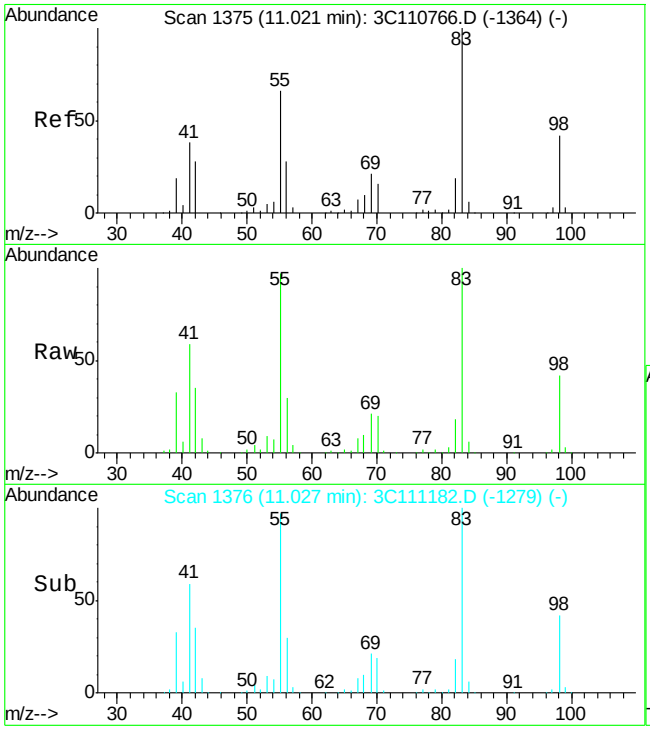

#70
methylcyclohexane
Concen: 28.44 ug/L
RT: 11.03 min Scan# 1376
Delta R.T. 0.01 min
Lab File: 3C111182.D
Acq: 28 Jun 2014 1:26 am

Tgt Ion: 83 Resp: 102497

Ion	Ratio	Lower	Upper
83	100		
55	96.8	69.4	129.4
98	41.8	12.3	72.3

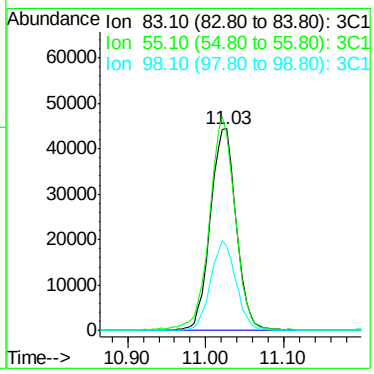

Quantitation Report (QT Reviewed)

Data Path : C:\msdchem\1\DATA\
Data File : 2C121143.D
Acq On : 2 Jul 2014 3:13 pm
Operator : toanp
Sample : jb70128-8
Misc : MS69724,V2C5522,w,,,,1
ALS Vial : 13 Sample Multiplier: 1

Quant Time: Jul 03 14:31:15 2014
Quant Method : C:\MSDCHEM\1\METHODS\M2C5480.M
Quant Title : SW846 8260B, Column ZB624 60mX0.25mmX1.4um
QLast Update : Tue Jul 01 14:19:01 2014
Response via : Initial Calibration

Compound	R.T.	QIon	Response	Conc	Units	Dev(Min)
Internal Standards						
1) Tert Butyl Alcohol-d9	7.234	65	202908	500.00	ug/L	-0.03
5) pentafluorobenzene	9.735	168	436687	50.00	ug/L	0.00
61) 1,4-difluorobenzene	10.690	114	513147	50.00	ug/L	0.00
92) chlorobenzene-d5	13.793	117	436168	50.00	ug/L	0.03
107) 1,4-dichlorobenzene-d4	15.980	152	230729	50.00	ug/L	0.03
System Monitoring Compounds						
54) dibromofluoromethane (s)	9.761	113	145134	49.05	ug/L	0.00
Spiked Amount 50.000	Range 79 - 120		Recovery = 98.10%			
55) 1,2-dichloroethane-d4 (s)	10.202	65	169126	48.99	ug/L	0.00
Spiked Amount 50.000	Range 72 - 123		Recovery = 97.98%			
84) toluene-d8 (s)	12.336	98	499741	50.69	ug/L	0.02
Spiked Amount 50.000	Range 78 - 119		Recovery = 101.38%			
109) 4-bromofluorobenzene (s)	14.889	95	181321	48.69	ug/L	0.03
Spiked Amount 50.000	Range 74 - 119		Recovery = 97.38%			
Target Compounds						Qvalue
34) methylene chloride	7.261	84	1373	0.44	ug/L	# 78

(#) = qualifier out of range (m) = manual integration (+) = signals summed

7.1.8

7

Quantitation Report (QT Reviewed)

Data Path : C:\msdchem\1\DATA\
Data File : 2C121143.D
Acq On : 2 Jul 2014 3:13 pm
Operator : toanp
Sample : jb70128-8
Misc : MS69724,V2C5522,w,,,,1
ALS Vial : 13 Sample Multiplier: 1

Quant Time: Jul 03 14:31:15 2014
Quant Method : C:\MSDCHEM\1\METHODS\M2C5480.M
Quant Title : SW846 8260B, Column ZB624 60mX0.25mmX1.4um
QLast Update : Tue Jul 01 14:19:01 2014
Response via : Initial Calibration

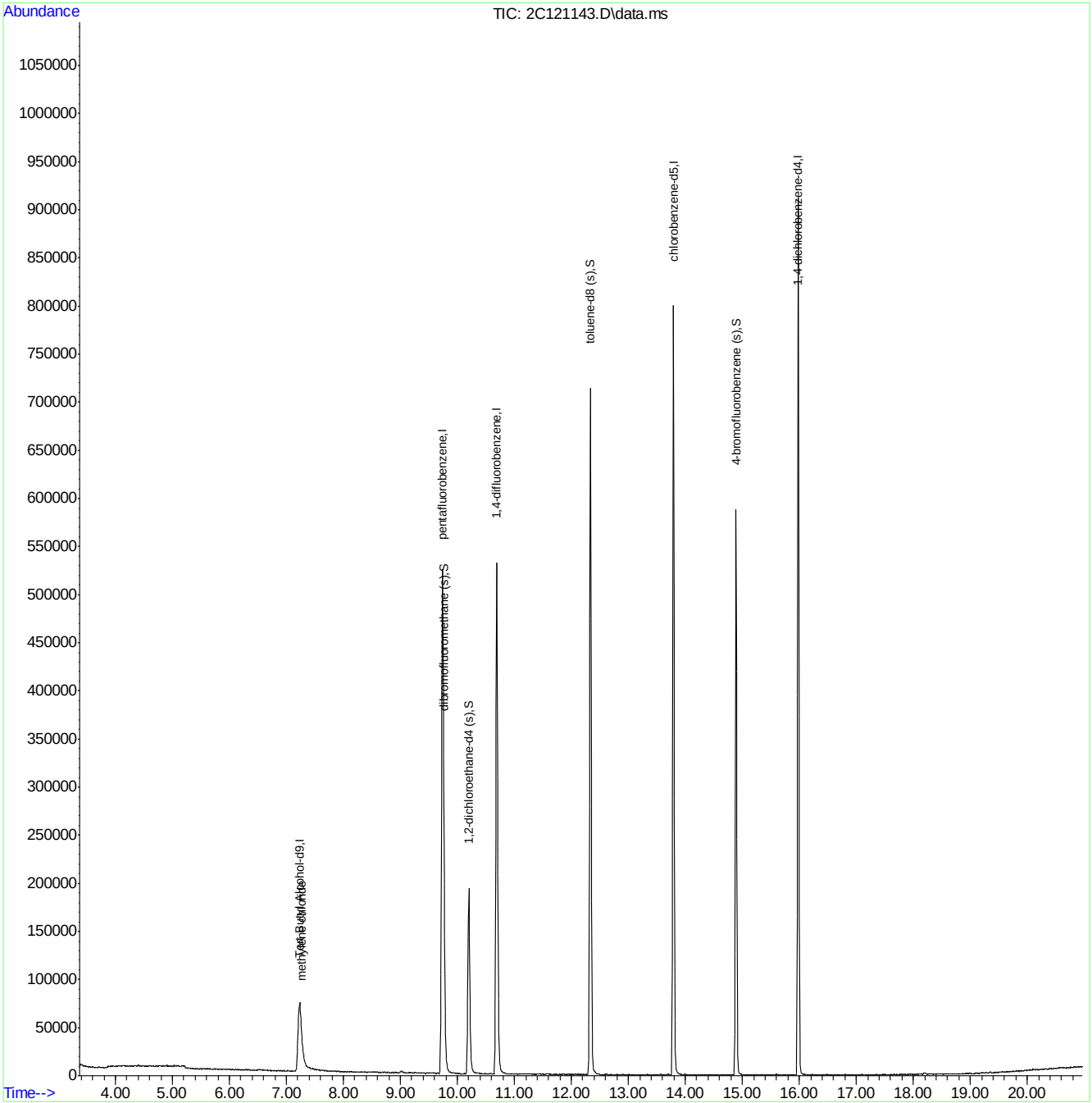

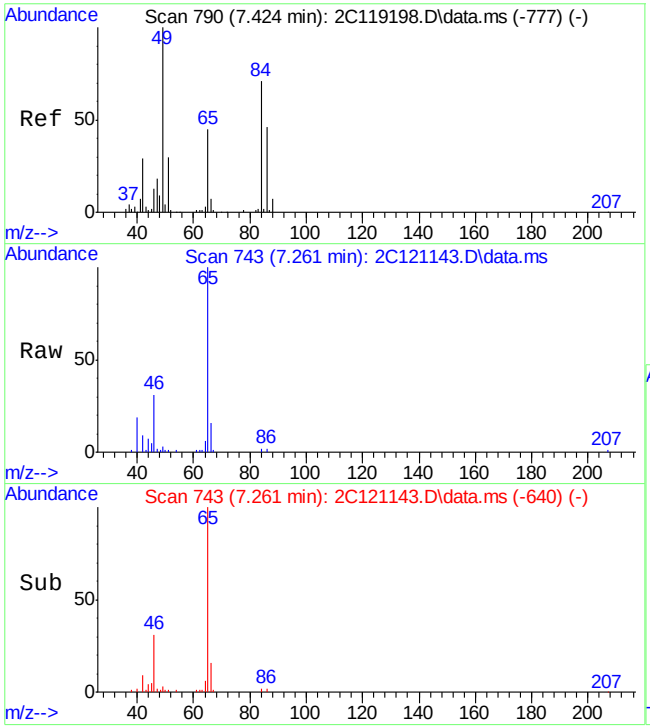

#34
methylene chloride
Concen: 0.44 ug/L
RT: 7.261 min Scan# 743
Delta R.T. -0.018 min
Lab File: 2C121143.D
Acq: 2 Jul 2014 3:13 pm

Tgt Ion: 84 Resp: 1373

Ion	Ratio	Lower	Upper
84	100		
86	70.2	34.0	94.0
49	108.3	113.0	173.0#

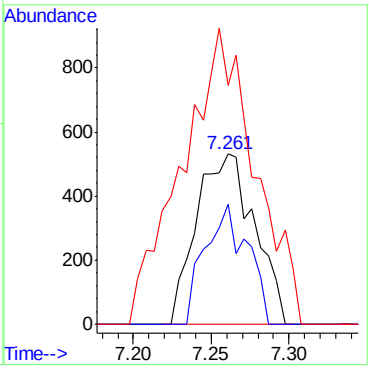

7.1.8

7

Quantitation Report (QT Reviewed)

Data Path : C:\msdchem\1\DATA\
Data File : 2C121147.D
Acq On : 2 Jul 2014 5:17 pm
Operator : toanp
Sample : jb70128-9
Misc : MS69724,V2C5522,w,,,,1
ALS Vial : 17 Sample Multiplier: 1

Quant Time: Jul 03 14:32:31 2014
Quant Method : C:\MSDCHEM\1\METHODS\M2C5480.M
Quant Title : SW846 8260B, Column ZB624 60mX0.25mmX1.4um
QLast Update : Tue Jul 01 14:19:01 2014
Response via : Initial Calibration

Compound	R.T.	QIon	Response	Conc	Units	Dev(Min)
Internal Standards						
1) Tert Butyl Alcohol-d9	7.239	65	198853	500.00	ug/L	-0.02
5) pentafluorobenzene	9.740	168	421835	50.00	ug/L	0.00
61) 1,4-difluorobenzene	10.689	114	499747	50.00	ug/L	0.00
92) chlorobenzene-d5	13.793	117	422297	50.00	ug/L	0.03
107) 1,4-dichlorobenzene-d4	15.985	152	217347	50.00	ug/L	0.03
System Monitoring Compounds						
54) dibromofluoromethane (s)	9.761	113	140162	49.04	ug/L	0.00
Spiked Amount 50.000	Range 79 - 120		Recovery = 98.08%			
55) 1,2-dichloroethane-d4 (s)	10.202	65	165384	49.59	ug/L	0.00
Spiked Amount 50.000	Range 72 - 123		Recovery = 99.18%			
84) toluene-d8 (s)	12.336	98	493891	51.44	ug/L	0.02
Spiked Amount 50.000	Range 78 - 119		Recovery = 102.88%			
109) 4-bromofluorobenzene (s)	14.889	95	173140	49.35	ug/L	0.03
Spiked Amount 50.000	Range 74 - 119		Recovery = 98.70%			
Target Compounds						Qvalue

(#) = qualifier out of range (m) = manual integration (+) = signals summed

Quantitation Report (QT Reviewed)

Data Path : C:\msdchem\1\DATA\
Data File : 2C121147.D
Acq On : 2 Jul 2014 5:17 pm
Operator : toanp
Sample : jb70128-9
Misc : MS69724,V2C5522,w,,,,1
ALS Vial : 17 Sample Multiplier: 1

Quant Time: Jul 03 14:32:31 2014
Quant Method : C:\MSDCHEM\1\METHODS\M2C5480.M
Quant Title : SW846 8260B, Column ZB624 60mX0.25mmX1.4um
QLast Update : Tue Jul 01 14:19:01 2014
Response via : Initial Calibration

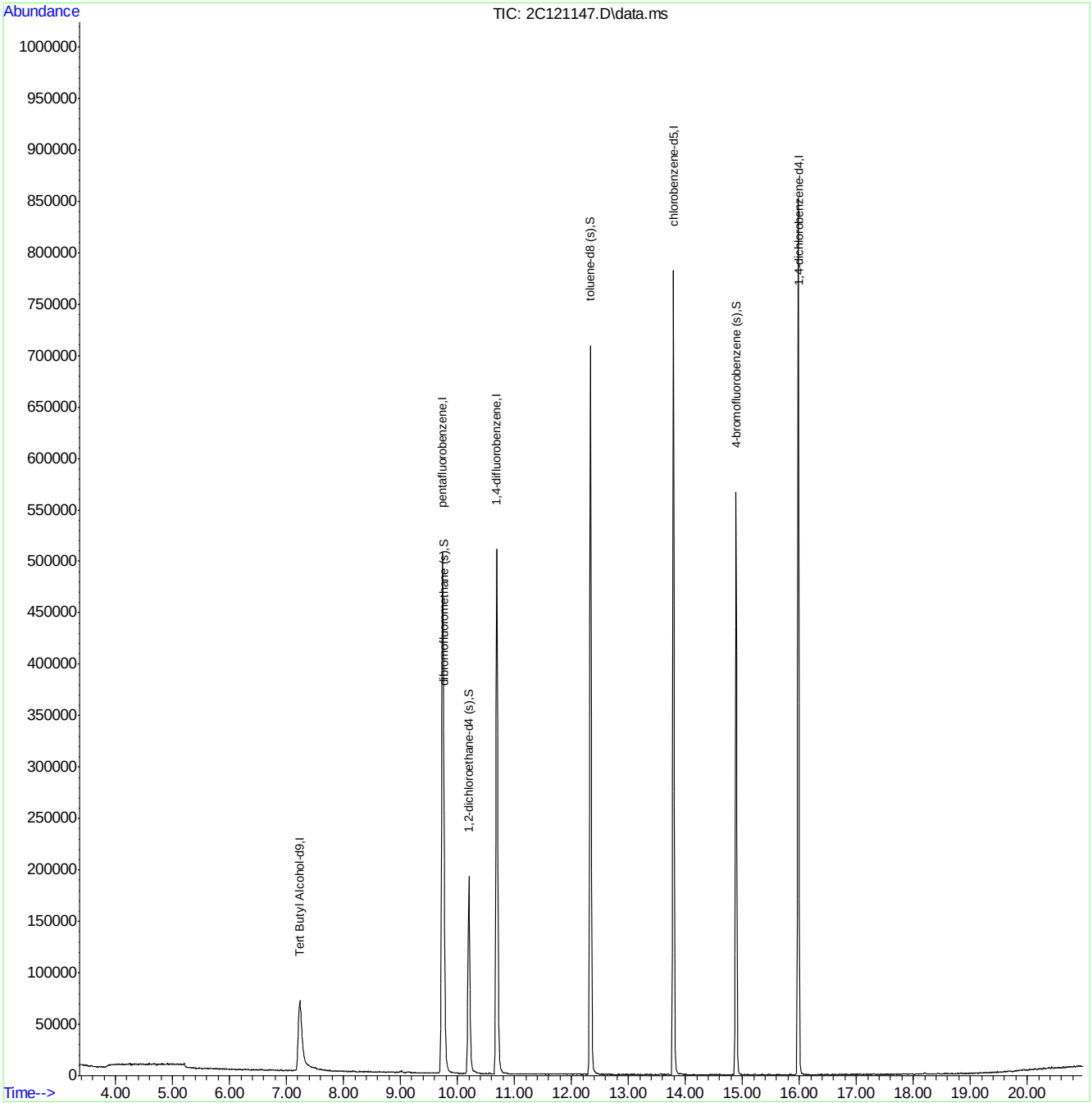

Quantitation Report (QT Reviewed)

Data Path : C:\MSDCHEM\1\DATA\
Data File : 3C111183.D
Acq On : 28 Jun 2014 1:54 am
Operator : prashans
Sample : JB70128-10
Misc : MS69718,V3C5008,5.0,,,,1
ALS Vial : 24 Sample Multiplier: 1

Quant Time: Jun 30 15:28:18 2014
Quant Method : C:\MSDCHEM\1\METHODS\M3C4989.M
Quant Title : Method SW846 8260B, ZB624 60m x 0.25mm x 1.4um
QLast Update : Wed Jun 18 08:58:10 2014
Response via : Initial Calibration

Internal Standards	R.T.	QIon	Response	Conc	Units	Dev(Min)
1) Tert Butyl Alcohol-d9	7.30	65	79994	500.00	ug/L	0.00
5) pentafluorobenzene	9.54	168	199255	50.00	ug/L	0.00
53) 1,4-difluorobenzene	10.46	114	270565	50.00	ug/L	0.00
82) chlorobenzene-d5	13.59	117	188412	50.00	ug/L	0.00
97) 1,4-dichlorobenzene-d4	15.88	152	71833	50.00	ug/L	0.00
System Monitoring Compounds						
44) dibromofluoromethane (s)	9.59	113	100618	55.43	ug/L	0.00
Spiked Amount 50.000	Range 59 - 130		Recovery = 110.86%			
45) 1,2-dichloroethane-d4 (s)	10.01	65	147472	55.26	ug/L	0.00
Spiked Amount 50.000	Range 65 - 123		Recovery = 110.52%			
74) toluene-d8 (s)	12.09	98	366563	52.30	ug/L	0.00
Spiked Amount 50.000	Range 80 - 124		Recovery = 104.60%			
99) 4-bromofluorobenzene (s)	14.73	95	126184	58.05	ug/L	0.00
Spiked Amount 50.000	Range 71 - 132		Recovery = 116.10%			
Target Compounds						Qvalue
18) acetone	6.68	58	9352	37.21	ug/L	87
23) carbon disulfide	7.05	76	34904	4.82	ug/L	98
49) Cyclohexane	9.72	84	2175	0.67	ug/L #	58
70) methylcyclohexane	11.02	83	10955	2.90	ug/L	99

(#) = qualifier out of range (m) = manual integration (+) = signals summed

Quantitation Report (QT Reviewed)

Data Path : C:\MSDCHEM\1\DATA\
Data File : 3C111183.D
Acq On : 28 Jun 2014 1:54 am
Operator : prashans
Sample : JB70128-10
Misc : MS69718,V3C5008,5.0,,,,1
ALS Vial : 24 Sample Multiplier: 1

Quant Time: Jun 30 15:28:18 2014
Quant Method : C:\MSDCHEM\1\METHODS\M3C4989.M
Quant Title : Method SW846 8260B, ZB624 60m x 0.25mm x 1.4um
QLast Update : Wed Jun 18 08:58:10 2014
Response via : Initial Calibration

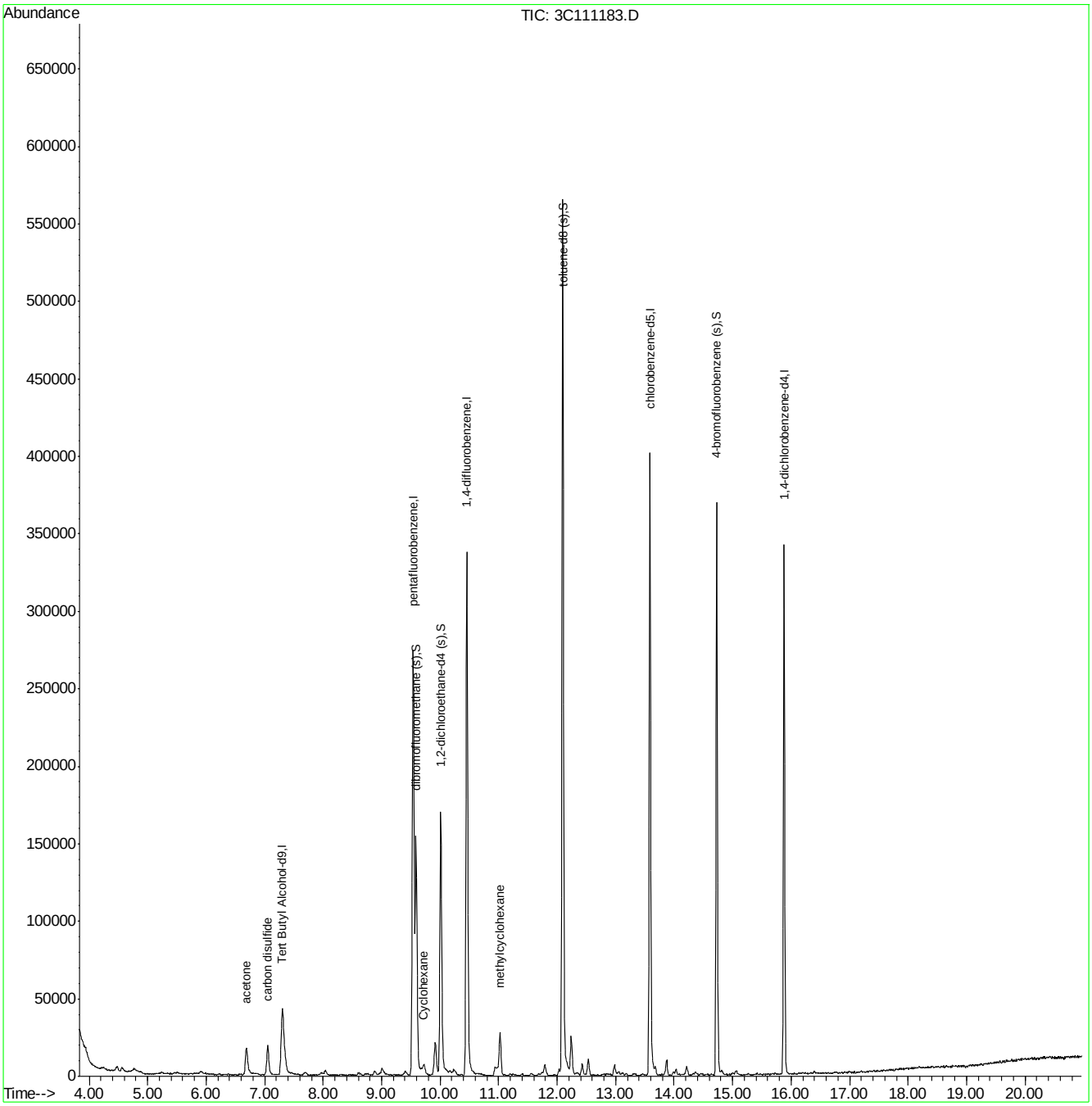

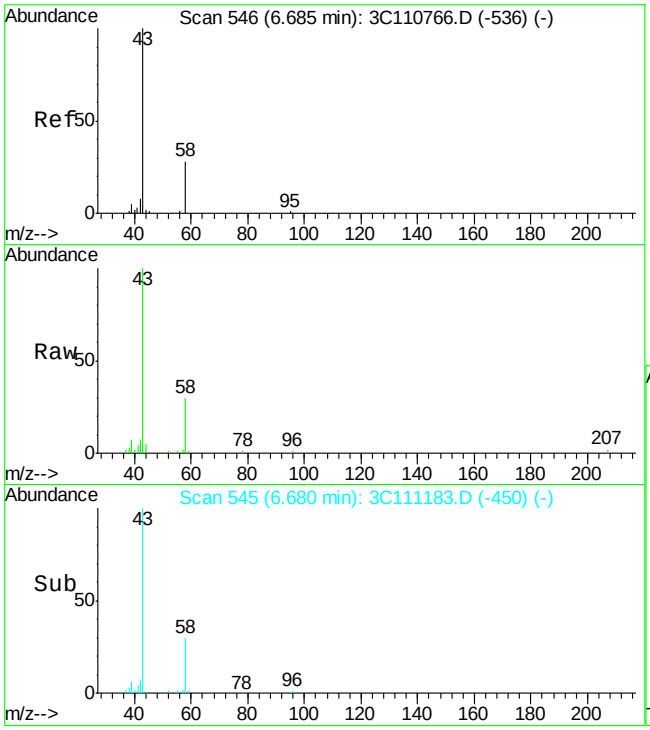

#18
acetone
Concen: 37.21 ug/L
RT: 6.68 min Scan# 545
Delta R.T. -0.00 min
Lab File: 3C111183.D
Acq: 28 Jun 2014 1:54 am

Tgt Ion: 58 Resp: 9352

Ion	Ratio	Lower	Upper
58	100		
43	337.3	336.0	396.0

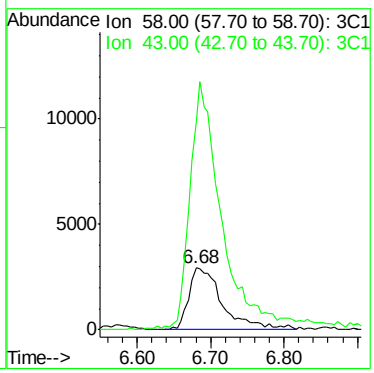

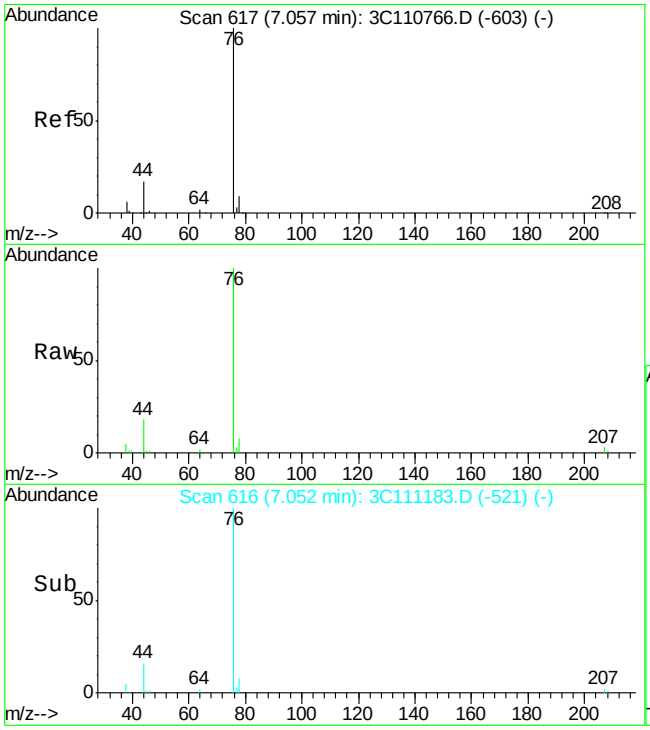

#23
carbon disulfide
Concen: 4.82 ug/L
RT: 7.05 min Scan# 616
Delta R.T. -0.01 min
Lab File: 3C111183.D
Acq: 28 Jun 2014 1:54 am

Tgt Ion: 76 Resp: 34904

Ion	Ratio	Lower	Upper
76	100		
78	7.8	0.0	39.2
44	16.3	0.0	46.7

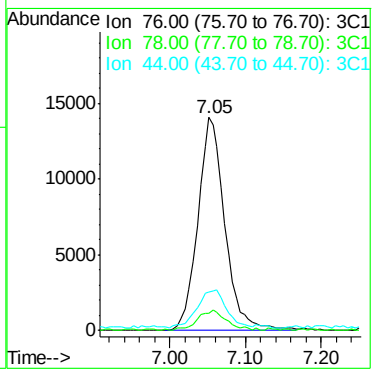

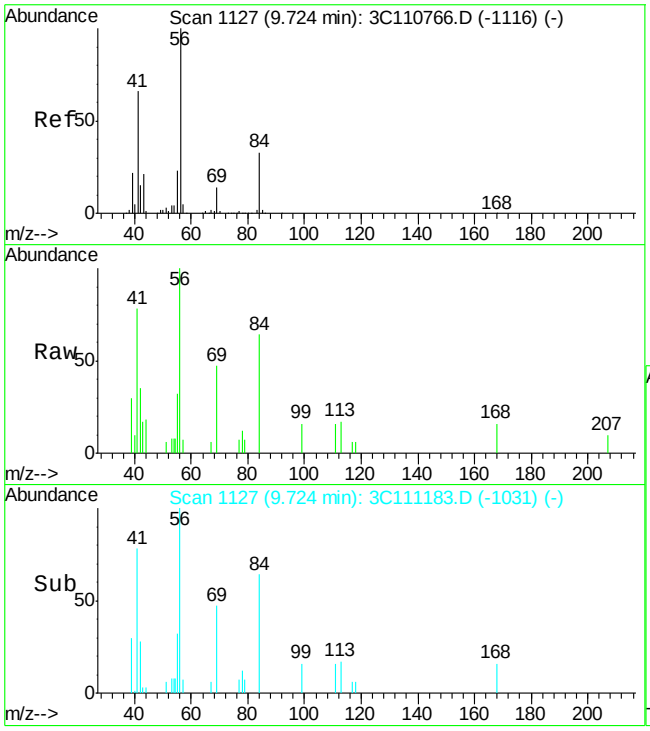

#49
Cyclohexane
Concen: 0.67 ug/L
RT: 9.72 min Scan# 1127
Delta R.T. 0.00 min
Lab File: 3C111183.D
Acq: 28 Jun 2014 1:54 am

Tgt Ion: 84 Resp: 2175

Ion	Ratio	Lower	Upper
84	100		
56	204.0	206.7	383.9#
41	145.1	136.6	253.6

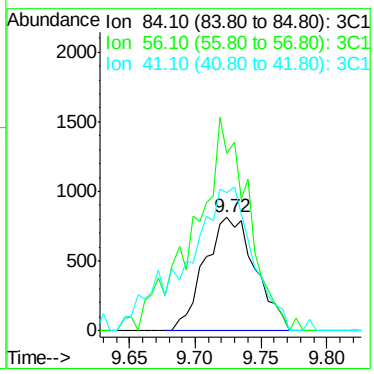

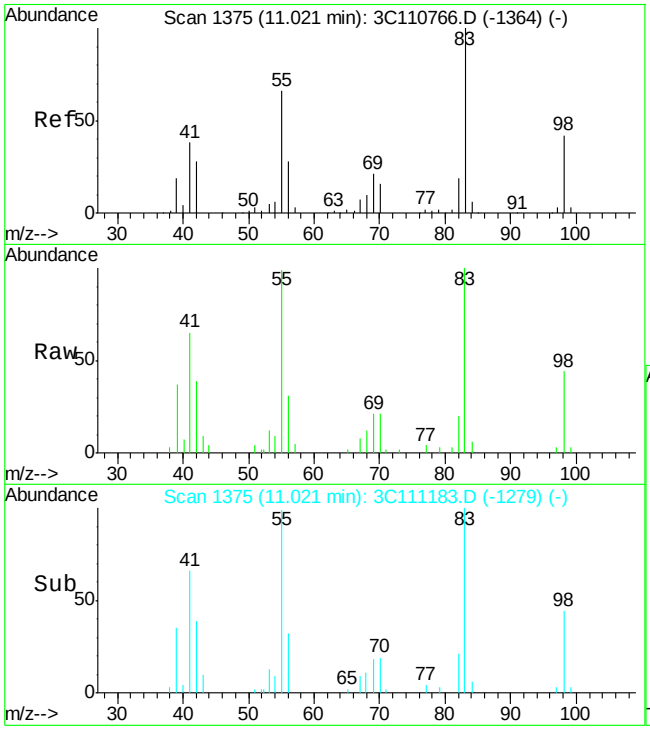

#70
methylcyclohexane
Concen: 2.90 ug/L
RT: 11.02 min Scan# 1375
Delta R.T. 0.00 min
Lab File: 3C111183.D
Acq: 28 Jun 2014 1:54 am

Tgt Ion: 83 Resp: 10955

Ion	Ratio	Lower	Upper
83	100		
55	99.0	69.4	129.4
98	43.7	12.3	72.3

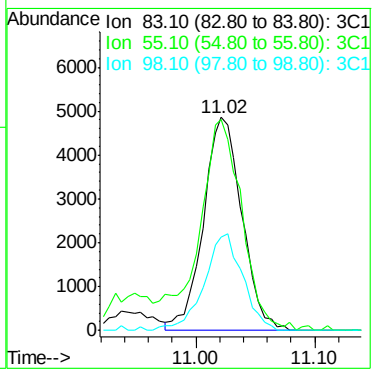

Quantitation Report (QT Reviewed)

Data Path : C:\MSDCHEM\1\DATA\
Data File : 3C111184.D
Acq On : 28 Jun 2014 2:22 am
Operator : prashans
Sample : JB70128-11
Misc : MS69718,V3C5008,4.6,,,,1
ALS Vial : 25 Sample Multiplier: 1

Quant Time: Jun 30 15:29:14 2014
Quant Method : C:\MSDCHEM\1\METHODS\M3C4989.M
Quant Title : Method SW846 8260B, ZB624 60m x 0.25mm x 1.4um
QLast Update : Wed Jun 18 08:58:10 2014
Response via : Initial Calibration

Internal Standards	R.T.	QIon	Response	Conc	Units	Dev(Min)
1) Tert Butyl Alcohol-d9	7.31	65	82390	500.00	ug/L	0.00
5) pentafluorobenzene	9.54	168	190688	50.00	ug/L	0.00
53) 1,4-difluorobenzene	10.46	114	257892	50.00	ug/L	0.00
82) chlorobenzene-d5	13.59	117	180105	50.00	ug/L	0.00
97) 1,4-dichlorobenzene-d4	15.88	152	69608	50.00	ug/L	0.00
System Monitoring Compounds						
44) dibromofluoromethane (s)	9.59	113	95672	55.07	ug/L	0.00
Spiked Amount 50.000	Range 59 - 130		Recovery = 110.14%			
45) 1,2-dichloroethane-d4 (s)	10.01	65	139531	54.63	ug/L	0.00
Spiked Amount 50.000	Range 65 - 123		Recovery = 109.26%			
74) toluene-d8 (s)	12.09	98	352245	52.72	ug/L	0.00
Spiked Amount 50.000	Range 80 - 124		Recovery = 105.44%			
99) 4-bromofluorobenzene (s)	14.73	95	122591	58.20	ug/L	0.00
Spiked Amount 50.000	Range 71 - 132		Recovery = 116.40%			
Target Compounds						Qvalue
18) acetone	6.69	58	7336	30.50	ug/L	99
23) carbon disulfide	7.05	76	22785	3.29	ug/L	97
26) methyl tert butyl ether	7.69	73	1455	0.23	ug/L #	1
49) Cyclohexane	9.72	84	4334	1.38	ug/L #	59
70) methylcyclohexane	11.02	83	25225	6.99	ug/L	94

(#) = qualifier out of range (m) = manual integration (+) = signals summed

Quantitation Report (QT Reviewed)

Data Path : C:\MSDCHEM\1\DATA\
Data File : 3C111184.D
Acq On : 28 Jun 2014 2:22 am
Operator : prashans
Sample : JB70128-11
Misc : MS69718,V3C5008,4.6,,,,1
ALS Vial : 25 Sample Multiplier: 1

Quant Time: Jun 30 15:29:14 2014
Quant Method : C:\MSDCHEM\1\METHODS\M3C4989.M
Quant Title : Method SW846 8260B, ZB624 60m x 0.25mm x 1.4um
QLast Update : Wed Jun 18 08:58:10 2014
Response via : Initial Calibration

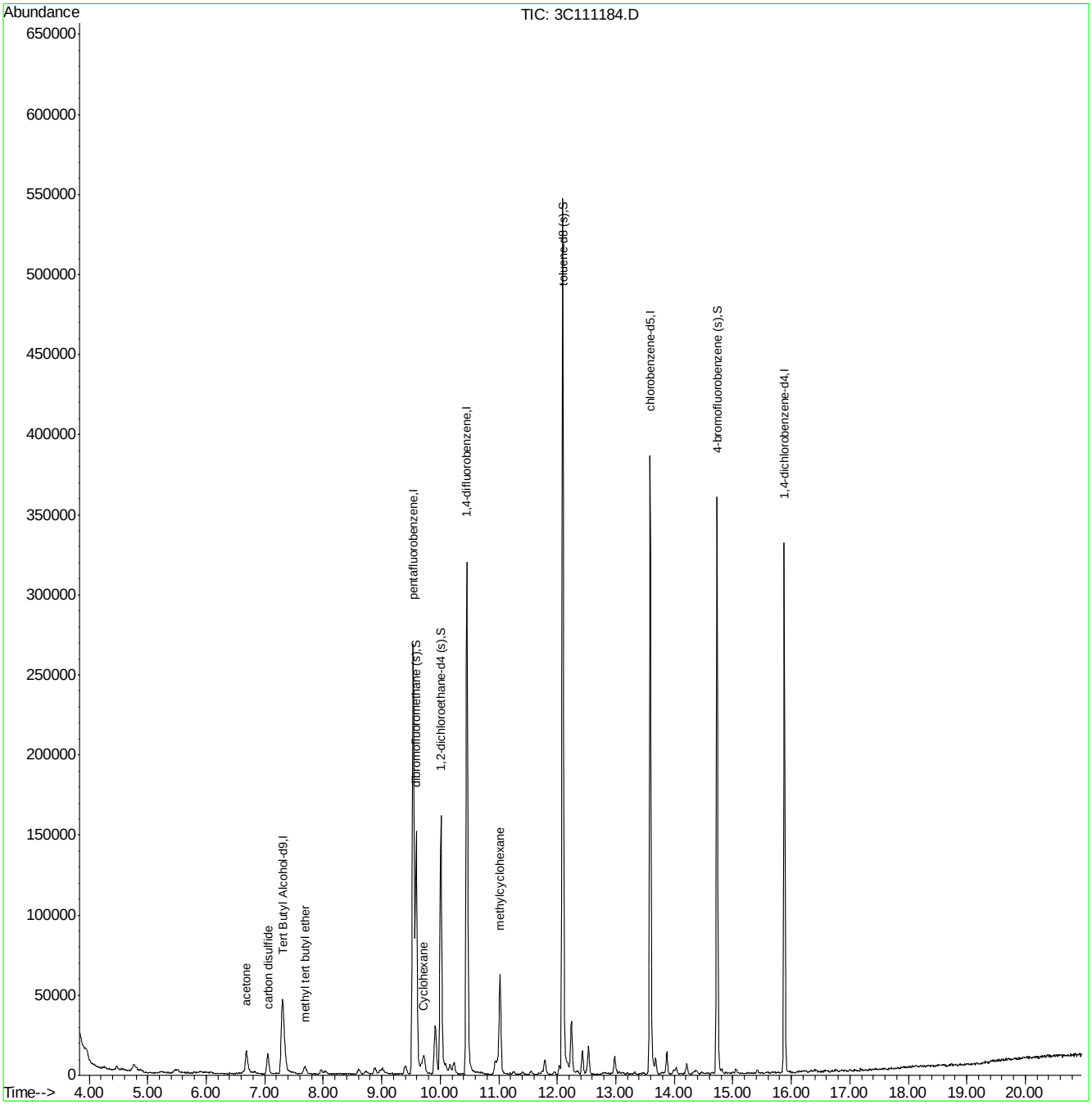

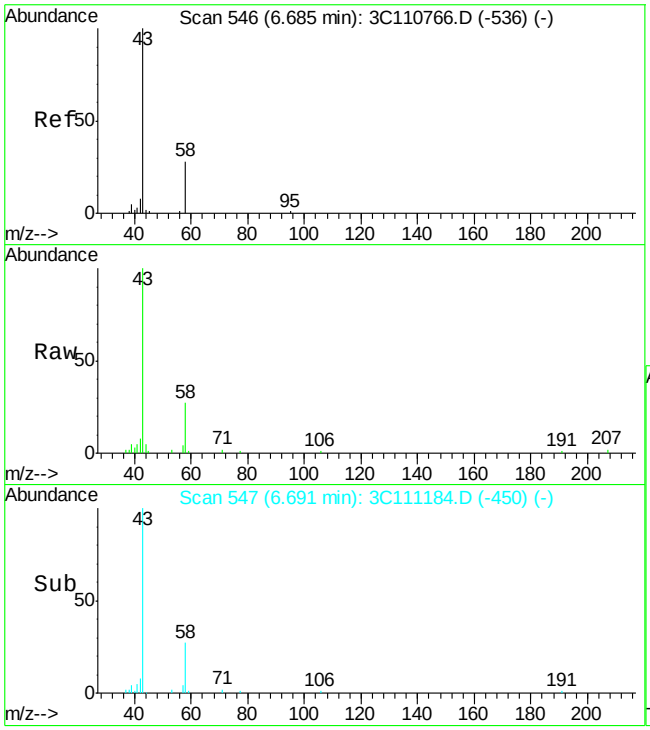

#18
acetone
Concen: 30.50 ug/L
RT: 6.69 min Scan# 547
Delta R.T. 0.01 min
Lab File: 3C111184.D
Acq: 28 Jun 2014 2:22 am

Tgt Ion: 58 Resp: 7336

Ion	Ratio	Lower	Upper
58	100		
43	363.7	336.0	396.0

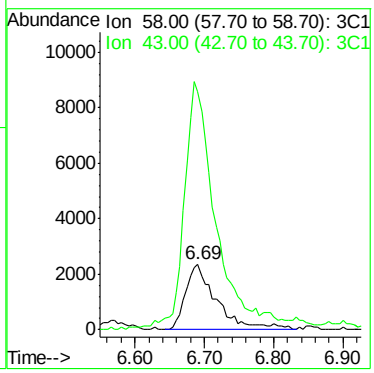

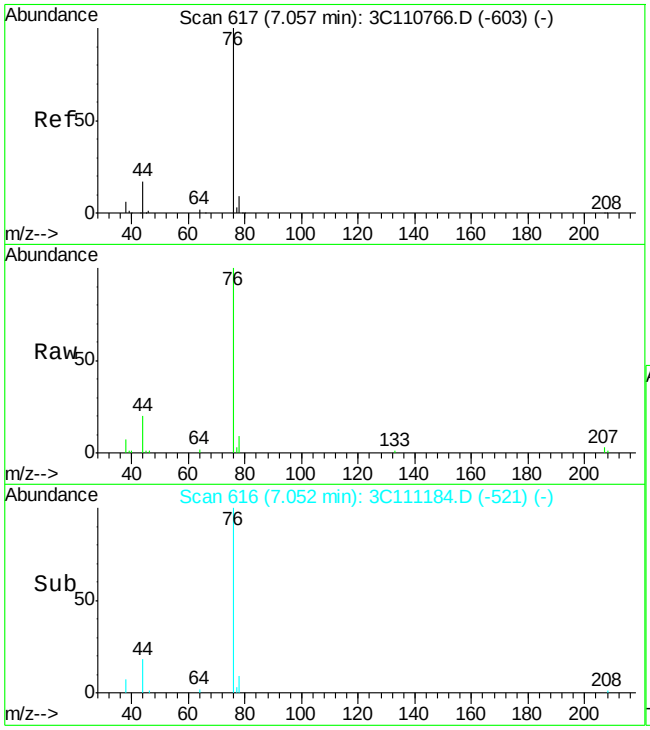

#23
carbon disulfide
Concen: 3.29 ug/L
RT: 7.05 min Scan# 616
Delta R.T. -0.01 min
Lab File: 3C111184.D
Acq: 28 Jun 2014 2:22 am

Tgt Ion: 76 Resp: 22785

Ion	Ratio	Lower	Upper
76	100		
78	8.2	0.0	39.2
44	17.9	0.0	46.7

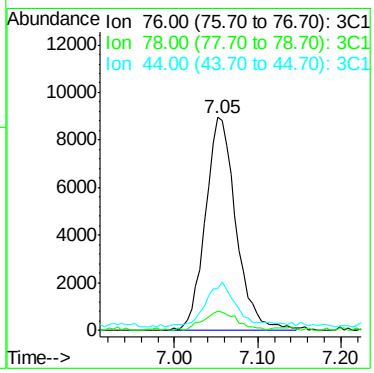

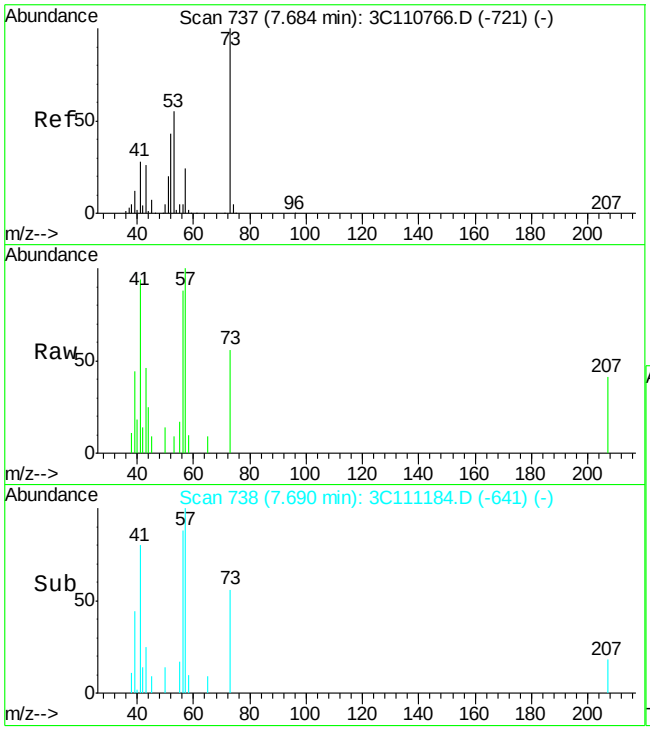

#26
methyl tert butyl ether
Concen: 0.23 ug/L
RT: 7.69 min Scan# 738
Delta R.T. 0.01 min
Lab File: 3C111184.D
Acq: 28 Jun 2014 2:22 am

Tgt Ion: 73 Resp: 1455

Ion	Ratio	Lower	Upper
73	100		
57	179.0	0.0	54.3#
43	83.2	0.0	56.4#

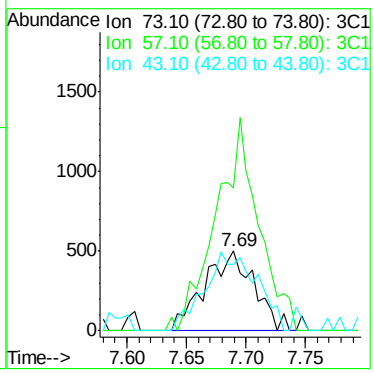

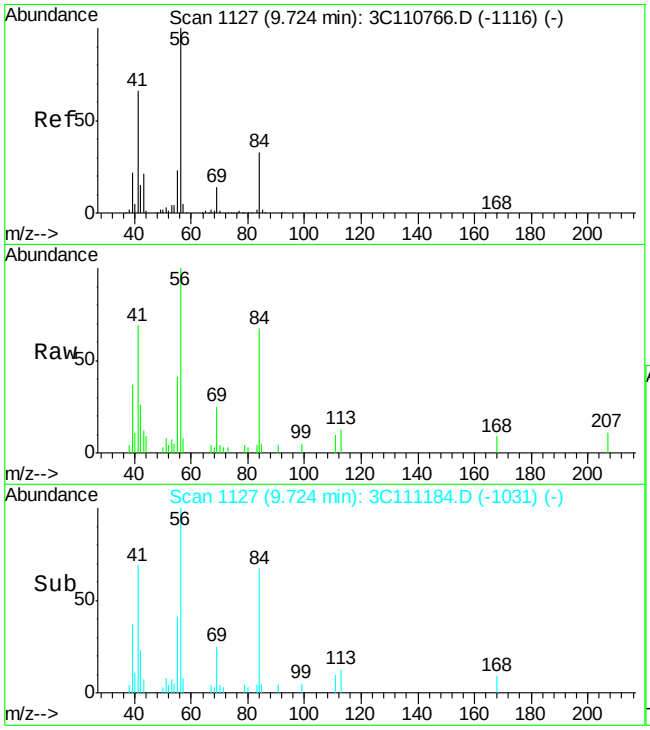

#49
Cyclohexane
Concen: 1.38 ug/L
RT: 9.72 min Scan# 1127
Delta R.T. 0.00 min
Lab File: 3C111184.D
Acq: 28 Jun 2014 2:22 am

Tgt Ion: 84 Resp: 4334

Ion	Ratio	Lower	Upper
84	100		
56	196.4	206.7	383.9#
41	156.6	136.6	253.6

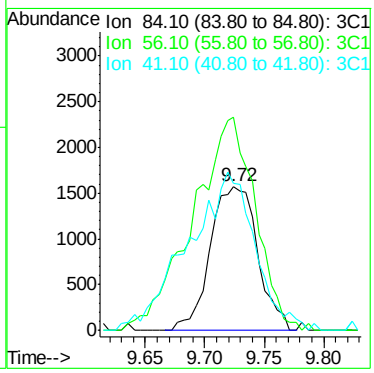

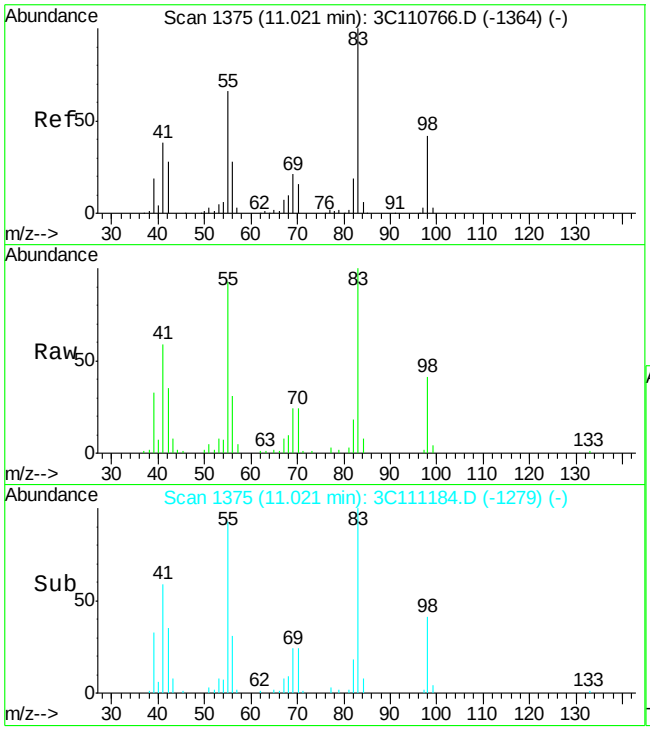

#70
methylcyclohexane
Concen: 6.99 ug/L
RT: 11.02 min Scan# 1375
Delta R.T. 0.00 min
Lab File: 3C111184.D
Acq: 28 Jun 2014 2:22 am

Tgt Ion: 83 Resp: 25225

Ion	Ratio	Lower	Upper
83	100		
55	91.8	69.4	129.4
98	40.9	12.3	72.3

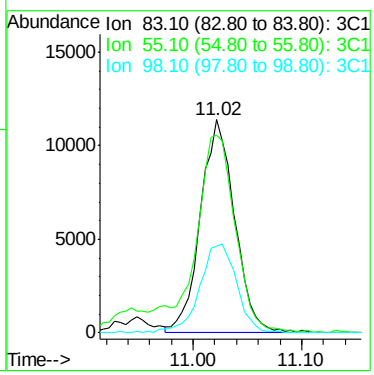

Quantitation Report (QT Reviewed)

Data Path : C:\MSDCHEM\1\DATA\
Data File : Y146926.D
Acq On : 2 Jul 2014 12:59 am
Operator : prashans
Sample : JB70128-12
Misc : MS69718,VY6385,5.5,,,,1
ALS Vial : 20 Sample Multiplier: 1

Quant Time: Jul 02 09:04:07 2014
Quant Method : C:\MSDCHEM\1\METHODS\MYS6377.M
Quant Title : Method SW846 8260B, ZB624 60m x 0.25mm x 1.4um
QLast Update : Wed Jun 25 11:30:58 2014
Response via : Initial Calibration

Internal Standards	R.T.	QIon	Response	Conc	Units	Dev(Min)
1) Tert Butyl Alcohol-d9	7.36	65	68818	500.00	ug/L	0.00
5) pentafluorobenzene	9.53	168	160714	50.00	ug/L	0.00
58) 1,4-difluorobenzene	10.44	114	196055	50.00	ug/L	0.00
88) chlorobenzene-d5	13.56	117	168815	50.00	ug/L	0.00
103) 1,4-dichlorobenzene-d4	15.85	152	81596	50.00	ug/L	0.00
System Monitoring Compounds						
50) dibromofluoromethane (s)	9.61	113	65345	52.09	ug/L	0.00
Spiked Amount 50.000	Range 59 - 130		Recovery = 104.18%			
51) 1,2-dichloroethane-d4 (s)	10.03	65	67997	51.28	ug/L	0.00
Spiked Amount 50.000	Range 65 - 123		Recovery = 102.56%			
80) toluene-d8 (s)	12.06	98	238085	52.51	ug/L	0.00
Spiked Amount 50.000	Range 77 - 125		Recovery = 105.02%			
105) 4-bromofluorobenzene (s)	14.70	95	87391	53.46	ug/L	0.00
Spiked Amount 50.000	Range 71 - 132		Recovery = 106.92%			
Target Compounds						Qvalue
24) acetone	6.75	43	23613	32.78	ug/L	100
28) carbon disulfide	7.03	76	2474	0.61	ug/L	80
75) methylcyclohexane	10.96	83	3178	1.54	ug/L	97

(#) = qualifier out of range (m) = manual integration (+) = signals summed

Quantitation Report (QT Reviewed)

Data Path : C:\MSDCHEM\1\DATA\
Data File : Y146926.D
Acq On : 2 Jul 2014 12:59 am
Operator : prashans
Sample : JB70128-12
Misc : MS69718,VY6385,5.5,,,,1
ALS Vial : 20 Sample Multiplier: 1

Quant Time: Jul 02 09:04:07 2014
Quant Method : C:\MSDCHEM\1\METHODS\MYS6377.M
Quant Title : Method SW846 8260B, ZB624 60m x 0.25mm x 1.4um
QLast Update : Wed Jun 25 11:30:58 2014
Response via : Initial Calibration

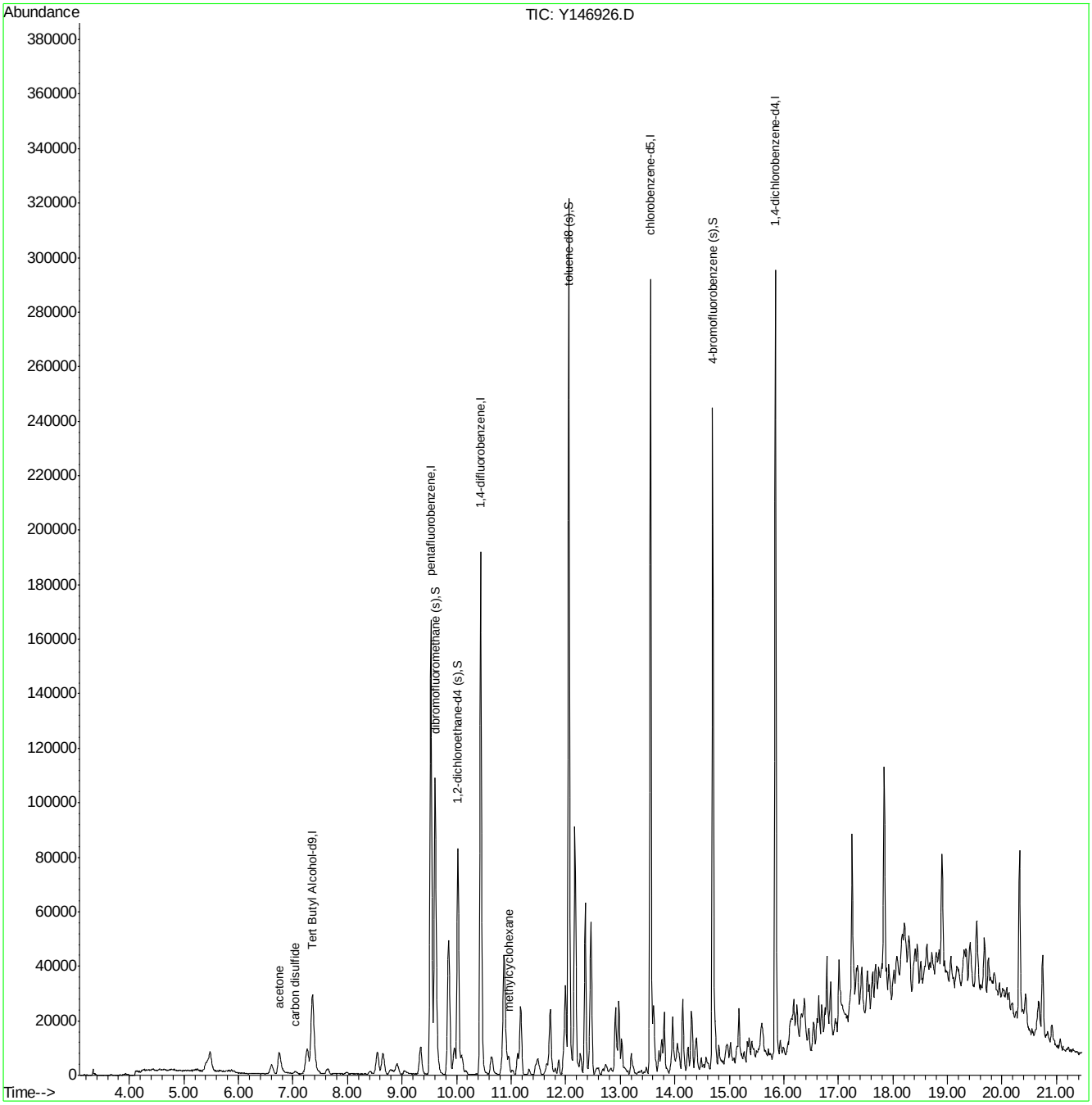

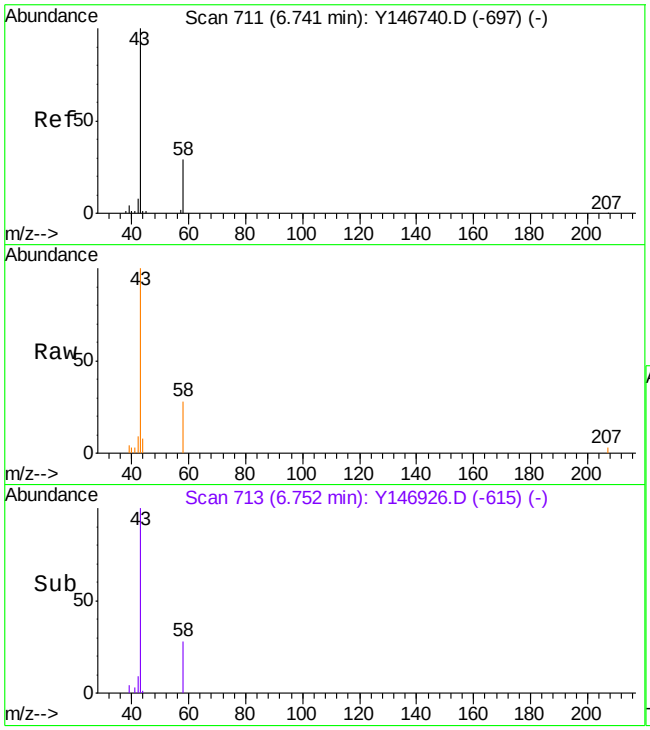

#24
acetone
Concen: 32.78 ug/L
RT: 6.75 min Scan# 713
Delta R.T. 0.01 min
Lab File: Y146926.D
Acq: 2 Jul 2014 12:59 am

Tgt Ion: 43 Resp: 23613

Ion	Ratio	Lower	Upper
43	100		
58	28.4	0.0	58.3

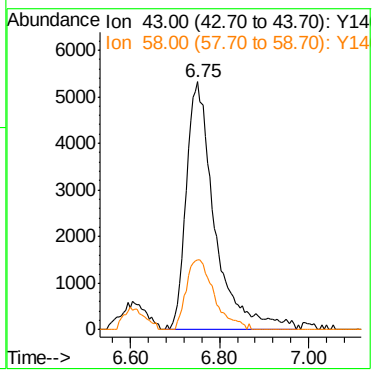

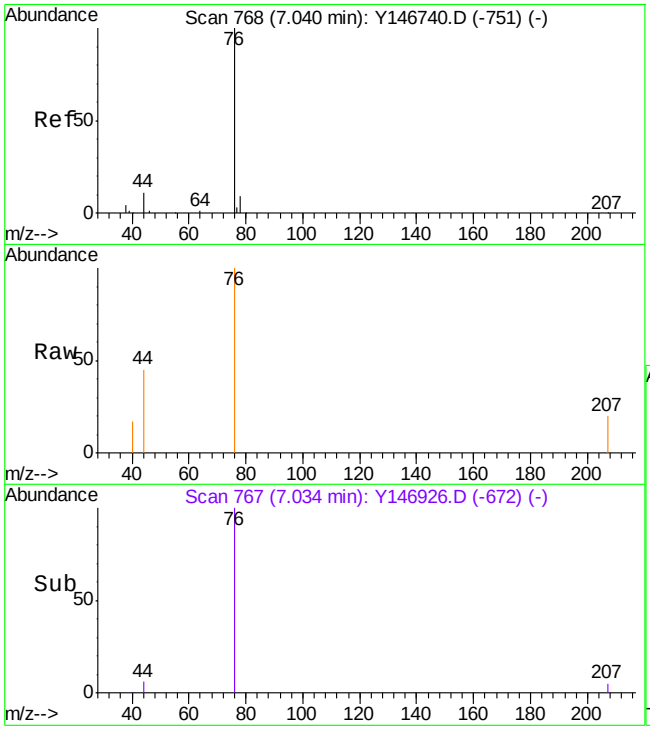

#28
carbon disulfide
Concen: 0.61 ug/L
RT: 7.03 min Scan# 767
Delta R.T. -0.01 min
Lab File: Y146926.D
Acq: 2 Jul 2014 12:59 am

Tgt Ion: 76 Resp: 2474

Ion	Ratio	Lower	Upper
76	100		
78	0.0	0.0	39.1
44	4.9	0.0	41.1

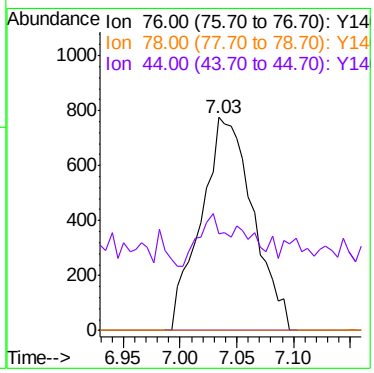

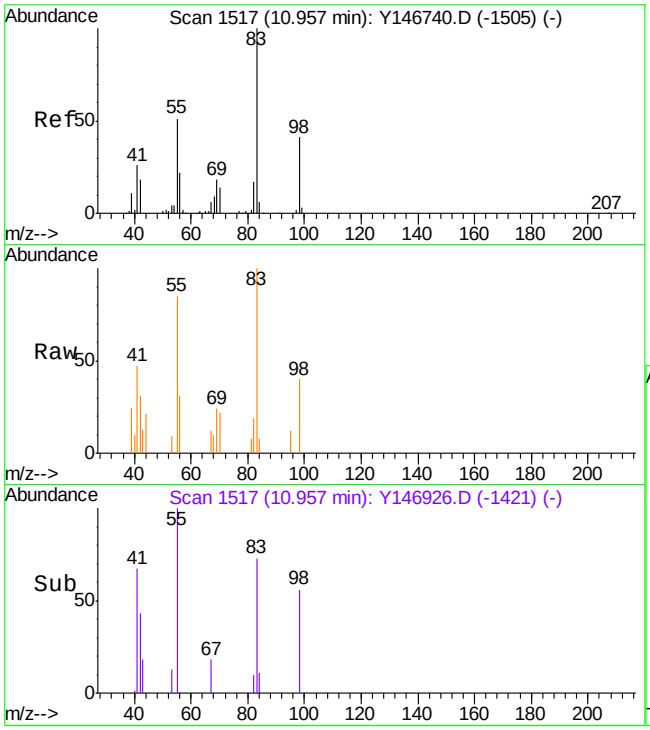

#75
methylcyclohexane
Concen: 1.54 ug/L
RT: 10.96 min Scan# 1517
Delta R.T. -0.00 min
Lab File: Y146926.D
Acq: 2 Jul 2014 12:59 am

Tgt Ion: 83 Resp: 3178

Ion	Ratio	Lower	Upper
83	100		
55	75.0	47.9	107.9
98	39.7	11.4	71.4

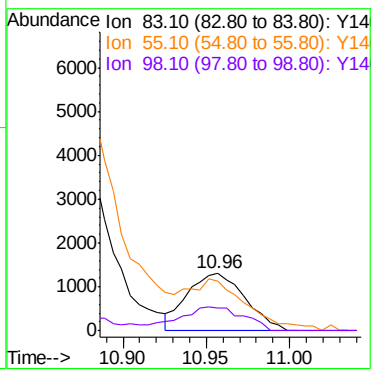

Quantitation Report (QT Reviewed)

Data Path : C:\MSDCHEM\1\DATA\
Data File : 3C111166.D
Acq On : 27 Jun 2014 6:03 pm
Operator : prashans
Sample : JB70128-13
Misc : MS69718,V3C5008,5.0,,,,1
ALS Vial : 7 Sample Multiplier: 1

Quant Time: Jun 30 15:16:36 2014
Quant Method : C:\MSDCHEM\1\METHODS\M3C4989.M
Quant Title : Method SW846 8260B, ZB624 60m x 0.25mm x 1.4um
QLast Update : Wed Jun 18 08:58:10 2014
Response via : Initial Calibration

Internal Standards	R.T.	QIon	Response	Conc	Units	Dev(Min)
1) Tert Butyl Alcohol-d9	7.30	65	94819	500.00	ug/L	0.00
5) pentafluorobenzene	9.54	168	197721	50.00	ug/L	0.00
53) 1,4-difluorobenzene	10.46	114	268356	50.00	ug/L	0.00
82) chlorobenzene-d5	13.59	117	184462	50.00	ug/L	0.00
97) 1,4-dichlorobenzene-d4	15.88	152	69787	50.00	ug/L	0.00
System Monitoring Compounds						
44) dibromofluoromethane (s)	9.59	113	102716	57.03	ug/L	0.00
Spiked Amount 50.000	Range 59 - 130		Recovery = 114.06%			
45) 1,2-dichloroethane-d4 (s)	10.01	65	149479	56.45	ug/L	0.00
Spiked Amount 50.000	Range 65 - 123		Recovery = 112.90%			
74) toluene-d8 (s)	12.09	98	356685	51.31	ug/L	0.00
Spiked Amount 50.000	Range 80 - 124		Recovery = 102.62%			
99) 4-bromofluorobenzene (s)	14.73	95	124465	58.94	ug/L	0.00
Spiked Amount 50.000	Range 71 - 132		Recovery = 117.88%			
Target Compounds						Qvalue
18) acetone	6.69	58	5323	21.35	ug/L #	86
23) carbon disulfide	7.06	76	11816	1.64	ug/L	96
26) methyl tert butyl ether	7.68	73	1517	0.23	ug/L #	1
49) Cyclohexane	9.73	84	1835	0.57	ug/L #	1
70) methylcyclohexane	11.02	83	161635	43.07	ug/L	98

(#) = qualifier out of range (m) = manual integration (+) = signals summed

Quantitation Report (QT Reviewed)

Data Path : C:\MSDCHEM\1\DATA\
Data File : 3C111166.D
Acq On : 27 Jun 2014 6:03 pm
Operator : prashans
Sample : JB70128-13
Misc : MS69718,V3C5008,5.0,,,,1
ALS Vial : 7 Sample Multiplier: 1

Quant Time: Jun 30 15:16:36 2014
Quant Method : C:\MSDCHEM\1\METHODS\M3C4989.M
Quant Title : Method SW846 8260B, ZB624 60m x 0.25mm x 1.4um
QLast Update : Wed Jun 18 08:58:10 2014
Response via : Initial Calibration

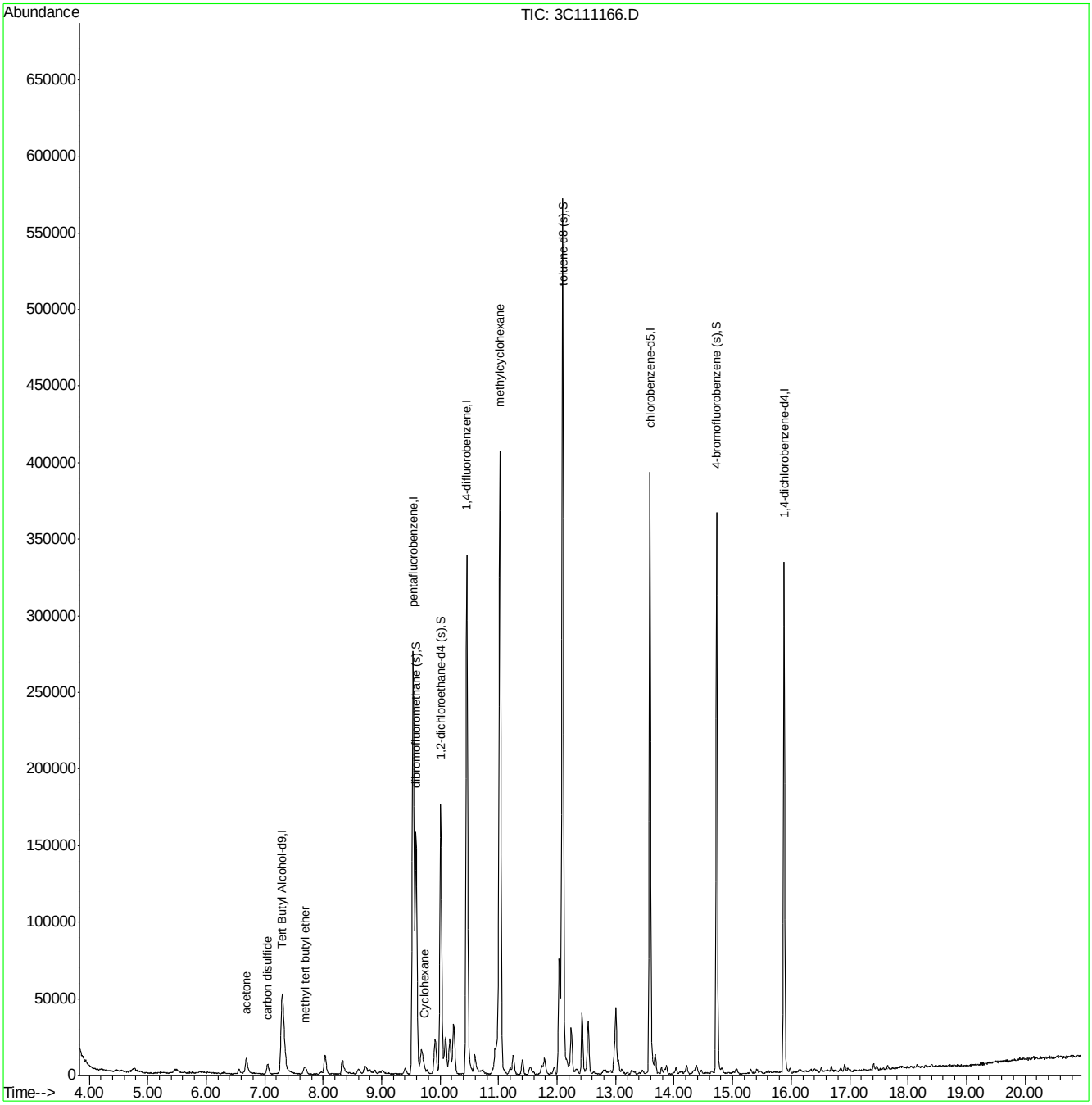

M3C4989.M Mon Jun 30 15:30:54 2014 MS3C Page: 2

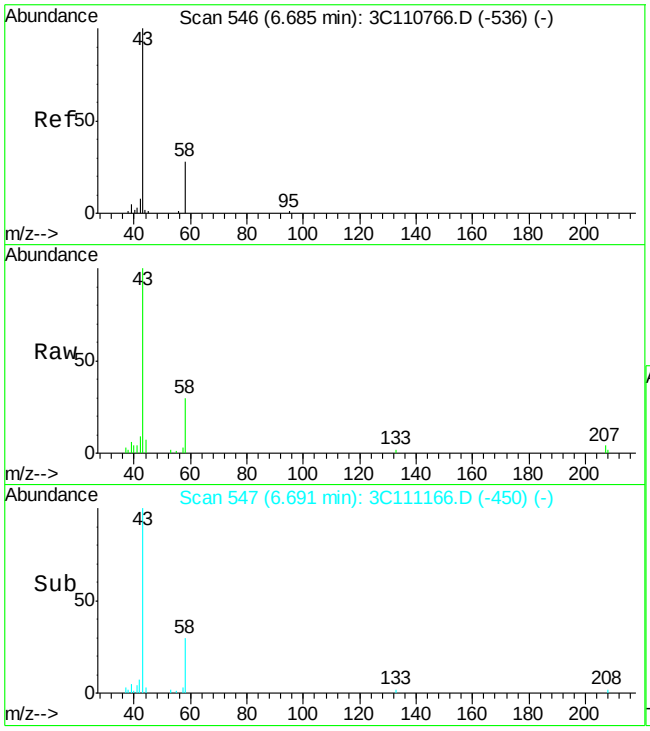

#18
acetone
Concen: 21.35 ug/L
RT: 6.69 min Scan# 547
Delta R.T. 0.01 min
Lab File: 3C111166.D
Acq: 27 Jun 2014 6:03 pm

Tgt Ion: 58 Resp: 5323

Ion	Ratio	Lower	Upper
58	100		
43	334.1	336.0	396.0#

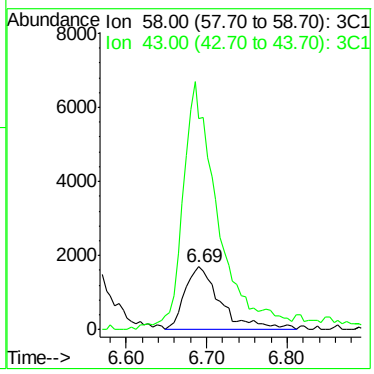

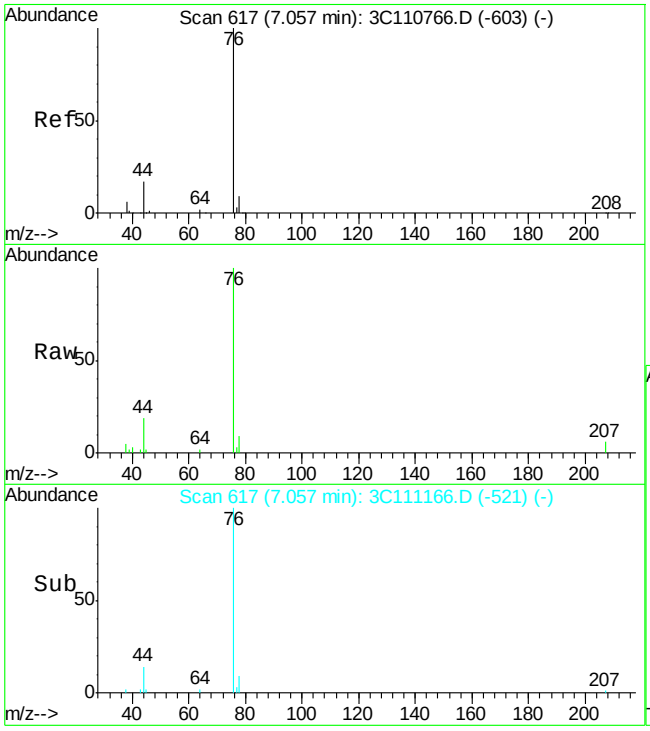

#23
carbon disulfide
Concen: 1.64 ug/L
RT: 7.06 min Scan# 617
Delta R.T. 0.00 min
Lab File: 3C111166.D
Acq: 27 Jun 2014 6:03 pm

Tgt Ion: 76 Resp: 11816

Ion	Ratio	Lower	Upper
76	100		
78	8.3	0.0	39.2
44	14.6	0.0	46.7

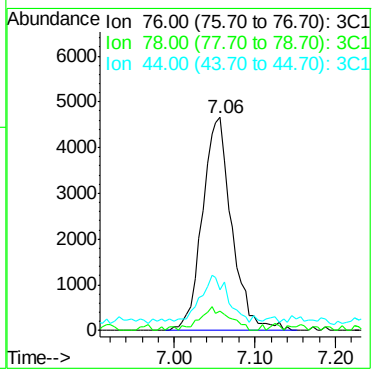

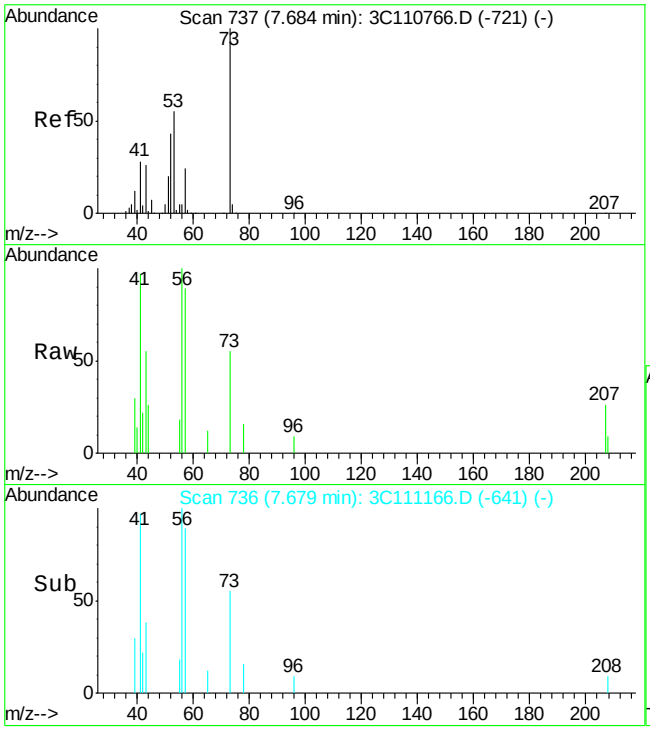

#26
methyl tert butyl ether
Concen: 0.23 ug/L
RT: 7.68 min Scan# 736
Delta R.T. -0.01 min
Lab File: 3C111166.D
Acq: 27 Jun 2014 6:03 pm

Tgt Ion: 73 Resp: 1517

Ion	Ratio	Lower	Upper
73	100		
57	162.5	0.0	54.3#
43	100.0	0.0	56.4#

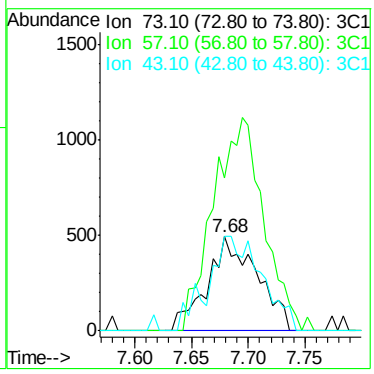

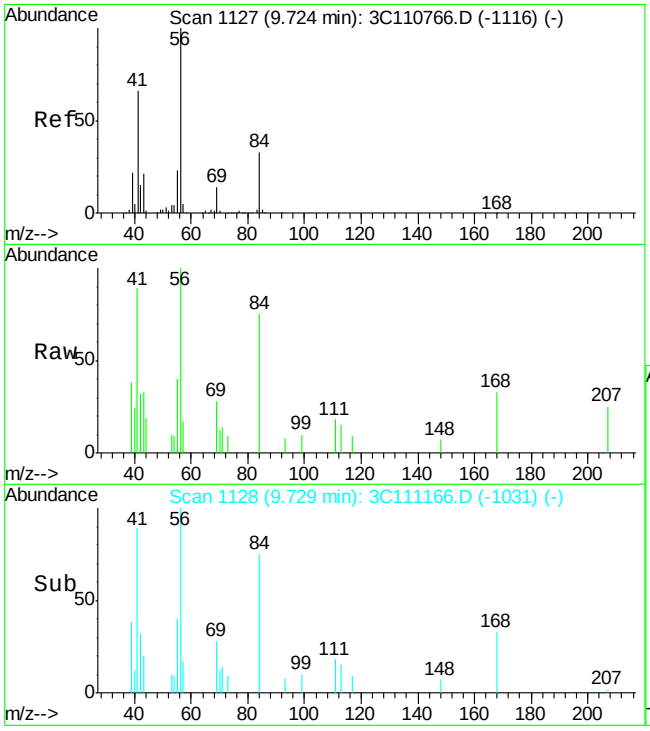

#49
Cyclohexane
Concen: 0.57 ug/L
RT: 9.73 min Scan# 1128
Delta R.T. 0.01 min
Lab File: 3C111166.D
Acq: 27 Jun 2014 6:03 pm

Tgt Ion: 84 Resp: 1835

Ion	Ratio	Lower	Upper
84	100		
56	0.0	206.7	383.9#
41	0.0	136.6	253.6#

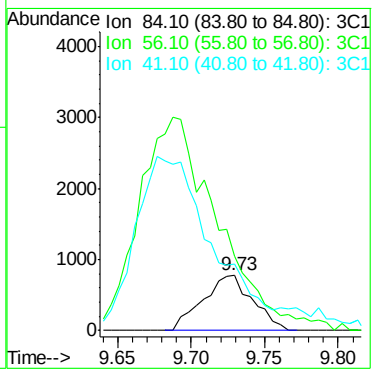

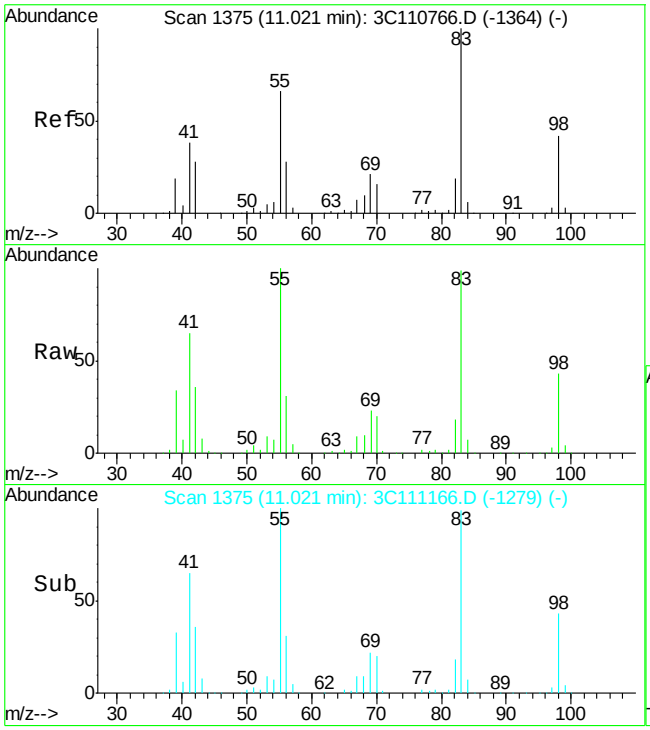

#70
methylcyclohexane
Concen: 43.07 ug/L
RT: 11.02 min Scan# 1375
Delta R.T. 0.00 min
Lab File: 3C111166.D
Acq: 27 Jun 2014 6:03 pm

Tgt Ion: 83 Resp: 161635

Ion	Ratio	Lower	Upper
83	100		
55	101.2	69.4	129.4
98	43.5	12.3	72.3

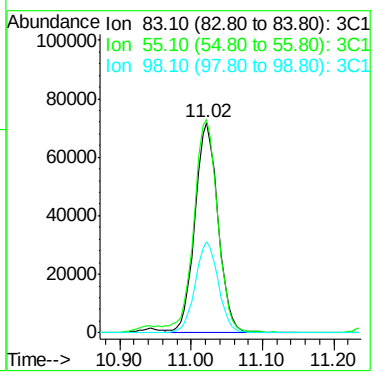

Quantitation Report (QT Reviewed)

Data Path : C:\msdchem\1\DATA\
Data File : 2C121148.D
Acq On : 2 Jul 2014 5:49 pm
Operator : toanp
Sample : jb70128-14
Misc : MS69724,V2C5522,w,,,,1
ALS Vial : 18 Sample Multiplier: 1

Quant Time: Jul 03 14:33:05 2014
Quant Method : C:\MSDCHEM\1\METHODS\M2C5480.M
Quant Title : SW846 8260B, Column ZB624 60mX0.25mmX1.4um
QLast Update : Tue Jul 01 14:19:01 2014
Response via : Initial Calibration

Compound	R.T.	QIon	Response	Conc	Units	Dev(Min)
Internal Standards						
1) Tert Butyl Alcohol-d9	7.239	65	185149	500.00	ug/L	-0.02
5) pentafluorobenzene	9.740	168	411954	50.00	ug/L	0.00
61) 1,4-difluorobenzene	10.695	114	494558	50.00	ug/L	0.00
92) chlorobenzene-d5	13.793	117	409585	50.00	ug/L	0.03
107) 1,4-dichlorobenzene-d4	15.985	152	215344	50.00	ug/L	0.03
System Monitoring Compounds						
54) dibromofluoromethane (s)	9.761	113	138167	49.50	ug/L	0.00
Spiked Amount 50.000	Range 79 - 120		Recovery = 99.00%			
55) 1,2-dichloroethane-d4 (s)	10.202	65	165383	50.78	ug/L	0.00
Spiked Amount 50.000	Range 72 - 123		Recovery = 101.56%			
84) toluene-d8 (s)	12.336	98	476271	50.13	ug/L	0.02
Spiked Amount 50.000	Range 78 - 119		Recovery = 100.26%			
109) 4-bromofluorobenzene (s)	14.889	95	169234	48.69	ug/L	0.03
Spiked Amount 50.000	Range 74 - 119		Recovery = 97.38%			
Target Compounds						Qvalue
34) methylene chloride	7.266	84	1374	0.47	ug/L	84

(#) = qualifier out of range (m) = manual integration (+) = signals summed

Quantitation Report (QT Reviewed)

Data Path : C:\msdchem\1\DATA\
Data File : 2C121148.D
Acq On : 2 Jul 2014 5:49 pm
Operator : toanp
Sample : jb70128-14
Misc : MS69724,V2C5522,w,,,,1
ALS Vial : 18 Sample Multiplier: 1

Quant Time: Jul 03 14:33:05 2014
Quant Method : C:\MSDCHEM\1\METHODS\M2C5480.M
Quant Title : SW846 8260B, Column ZB624 60mX0.25mmX1.4um
QLast Update : Tue Jul 01 14:19:01 2014
Response via : Initial Calibration

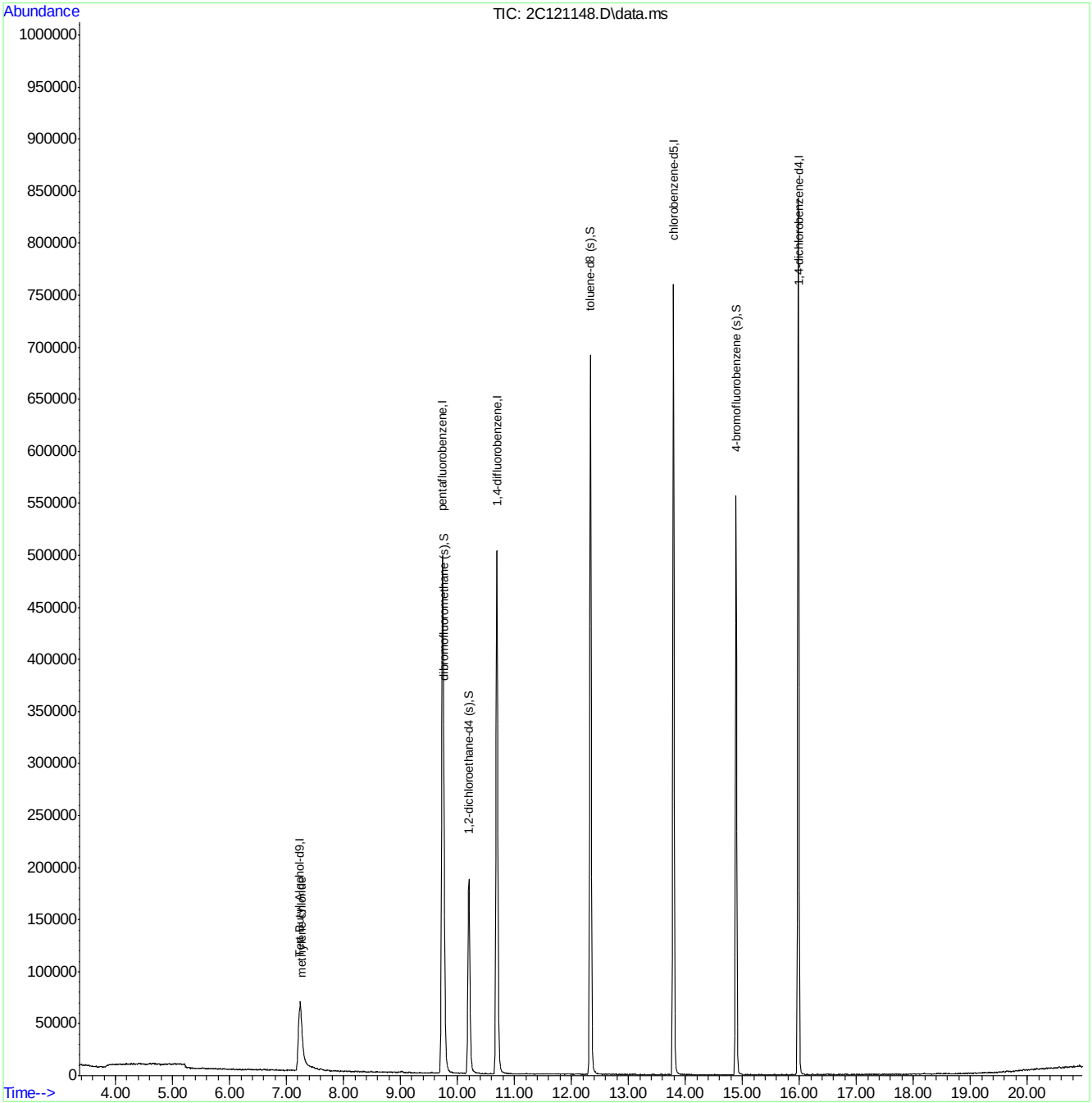

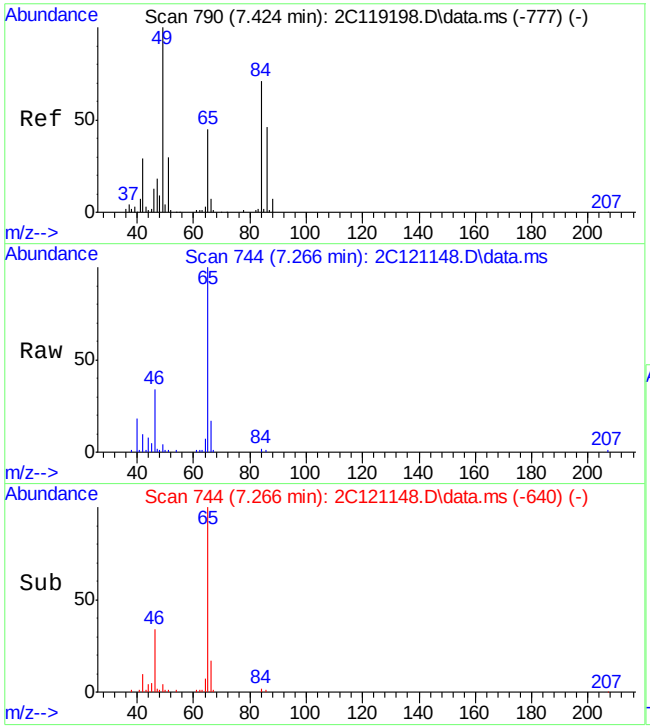

#34
methylene chloride
Concen: 0.47 ug/L
RT: 7.266 min Scan# 744
Delta R.T. -0.013 min
Lab File: 2C121148.D
Acq: 2 Jul 2014 5:49 pm

Tgt Ion: 84 Resp: 1374

Ion	Ratio	Lower	Upper
84	100		
86	48.0	34.0	94.0
49	125.4	113.0	173.0

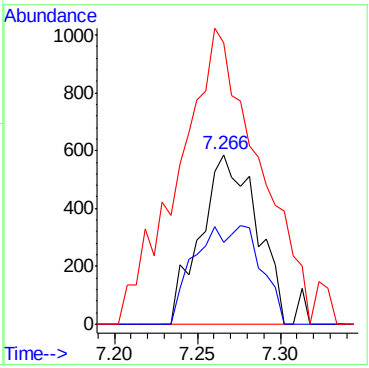

Quantitation Report (QT Reviewed)

Data Path : C:\MSDChem\1\DATA\
Data File : 3C111163.D
Acq On : 27 Jun 2014 4:14 pm
Operator : prashans
Sample : MB
Misc : MS69477,V3C5008,5.0,,,,1
ALS Vial : 4 Sample Multiplier: 1

Quant Time: Jun 30 15:15:10 2014
Quant Method : C:\MSDCHEM\1\METHODS\M3C4989.M
Quant Title : Method SW846 8260B, ZB624 60m x 0.25mm x 1.4um
QLast Update : Wed Jun 18 08:58:10 2014
Response via : Initial Calibration

Internal Standards	R.T.	QIon	Response	Conc	Units	Dev(Min)
1) Tert Butyl Alcohol-d9	7.31	65	65008	500.00	ug/L	0.00
5) pentafluorobenzene	9.54	168	163380	50.00	ug/L	0.00
53) 1,4-difluorobenzene	10.46	114	216002	50.00	ug/L	0.00
82) chlorobenzene-d5	13.59	117	148466	50.00	ug/L	0.00
97) 1,4-dichlorobenzene-d4	15.88	152	57308	50.00	ug/L	0.00
System Monitoring Compounds						
44) dibromofluoromethane (s)	9.59	113	77534	52.09	ug/L	0.00
Spiked Amount 50.000	Range 59 - 130		Recovery = 104.18%			
45) 1,2-dichloroethane-d4 (s)	10.01	65	109874	50.21	ug/L	0.00
Spiked Amount 50.000	Range 65 - 123		Recovery = 100.42%			
74) toluene-d8 (s)	12.09	98	295646	52.83	ug/L	0.00
Spiked Amount 50.000	Range 80 - 124		Recovery = 105.66%			
99) 4-bromofluorobenzene (s)	14.73	95	99855	57.58	ug/L	0.00
Spiked Amount 50.000	Range 71 - 132		Recovery = 115.16%			

Target Compounds	Qvalue

(#) = qualifier out of range (m) = manual integration (+) = signals summed

Quantitation Report (QT Reviewed)

Data Path : C:\MSDChem\1\DATA\
Data File : 3C111163.D
Acq On : 27 Jun 2014 4:14 pm
Operator : prashans
Sample : MB
Misc : MS69477,V3C5008,5.0,,,,1
ALS Vial : 4 Sample Multiplier: 1

Quant Time: Jun 30 15:15:10 2014
Quant Method : C:\MSDCHEM\1\METHODS\M3C4989.M
Quant Title : Method SW846 8260B, ZB624 60m x 0.25mm x 1.4um
QLast Update : Wed Jun 18 08:58:10 2014
Response via : Initial Calibration

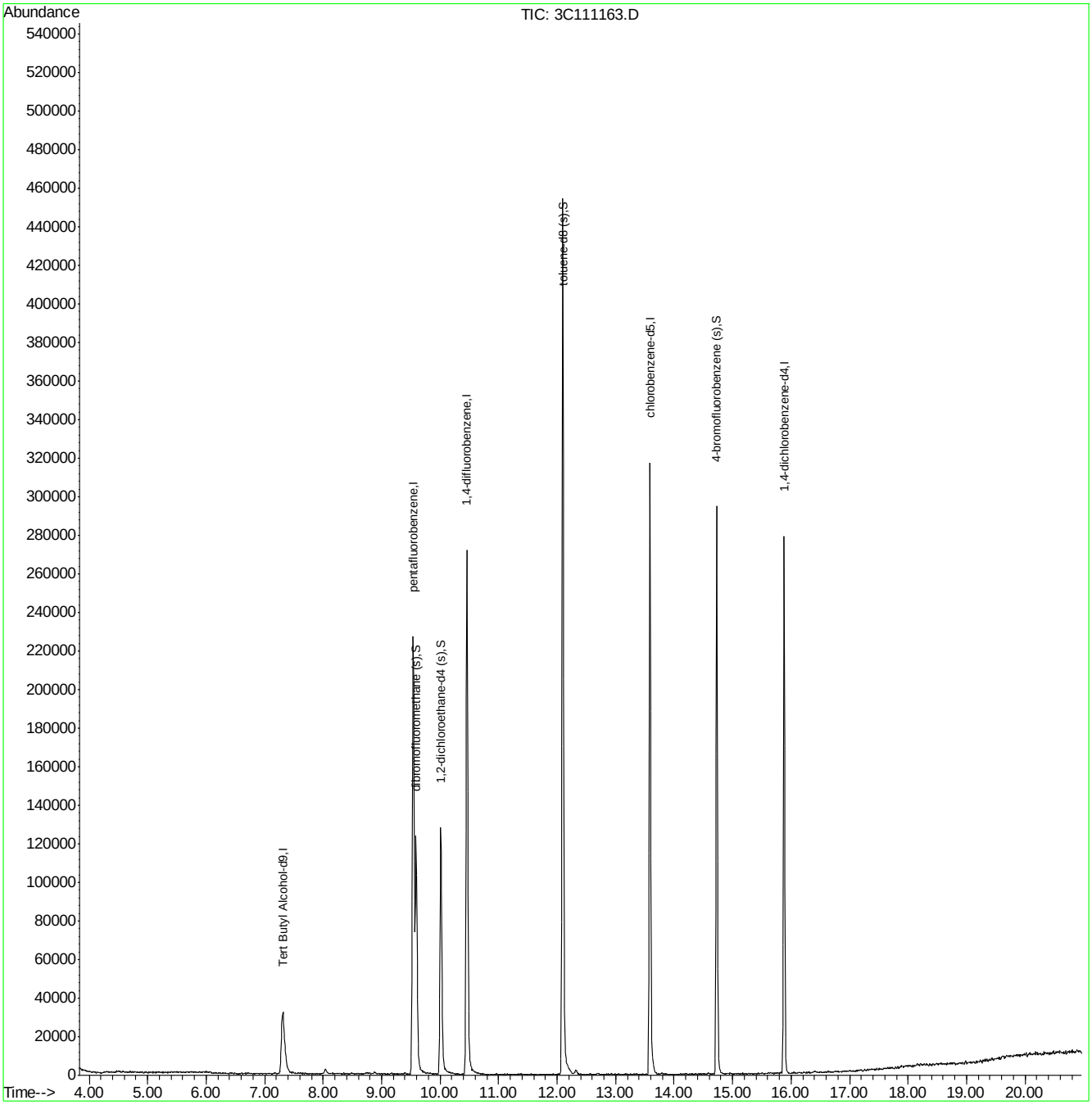

Quantitation Report (QT Reviewed)

Data Path : C:\MSDCHEM\1\DATA\
Data File : Y146910.D
Acq On : 1 Jul 2014 4:55 pm
Operator : prashans
Sample : MB
Misc : MS69998,VY6385,5.0,,,,1
ALS Vial : 4 Sample Multiplier: 1

Quant Time: Jul 02 08:30:51 2014
Quant Method : C:\MSDCHEM\1\METHODS\MYS6377.M
Quant Title : Method SW846 8260B, ZB624 60m x 0.25mm x 1.4um
QLast Update : Wed Jun 25 11:30:58 2014
Response via : Initial Calibration

Internal Standards	R.T.	QIon	Response	Conc	Units	Dev(Min)
1) Tert Butyl Alcohol-d9	7.35	65	58284	500.00	ug/L	0.00
5) pentafluorobenzene	9.53	168	166263	50.00	ug/L	0.00
58) 1,4-difluorobenzene	10.44	114	199067	50.00	ug/L	0.00
88) chlorobenzene-d5	13.56	117	167652	50.00	ug/L	0.00
103) 1,4-dichlorobenzene-d4	15.85	152	84068	50.00	ug/L	0.00
System Monitoring Compounds						
50) dibromofluoromethane (s)	9.60	113	63997	49.32	ug/L	0.00
Spiked Amount 50.000	Range 59 - 130		Recovery = 98.64%			
51) 1,2-dichloroethane-d4 (s)	10.03	65	62475	45.54	ug/L	0.00
Spiked Amount 50.000	Range 65 - 123		Recovery = 91.08%			
80) toluene-d8 (s)	12.06	98	240317	52.20	ug/L	0.00
Spiked Amount 50.000	Range 77 - 125		Recovery = 104.40%			
105) 4-bromofluorobenzene (s)	14.70	95	80412	47.74	ug/L	0.00
Spiked Amount 50.000	Range 71 - 132		Recovery = 95.48%			

Target Compounds	Qvalue

(#) = qualifier out of range (m) = manual integration (+) = signals summed

Quantitation Report (QT Reviewed)

Data Path : C:\MSDCHEM\1\DATA\
Data File : Y146910.D
Acq On : 1 Jul 2014 4:55 pm
Operator : prashans
Sample : MB
Misc : MS69998,VY6385,5.0,,,,1
ALS Vial : 4 Sample Multiplier: 1

Quant Time: Jul 02 08:30:51 2014
Quant Method : C:\MSDCHEM\1\METHODS\MYS6377.M
Quant Title : Method SW846 8260B, ZB624 60m x 0.25mm x 1.4um
QLast Update : Wed Jun 25 11:30:58 2014
Response via : Initial Calibration

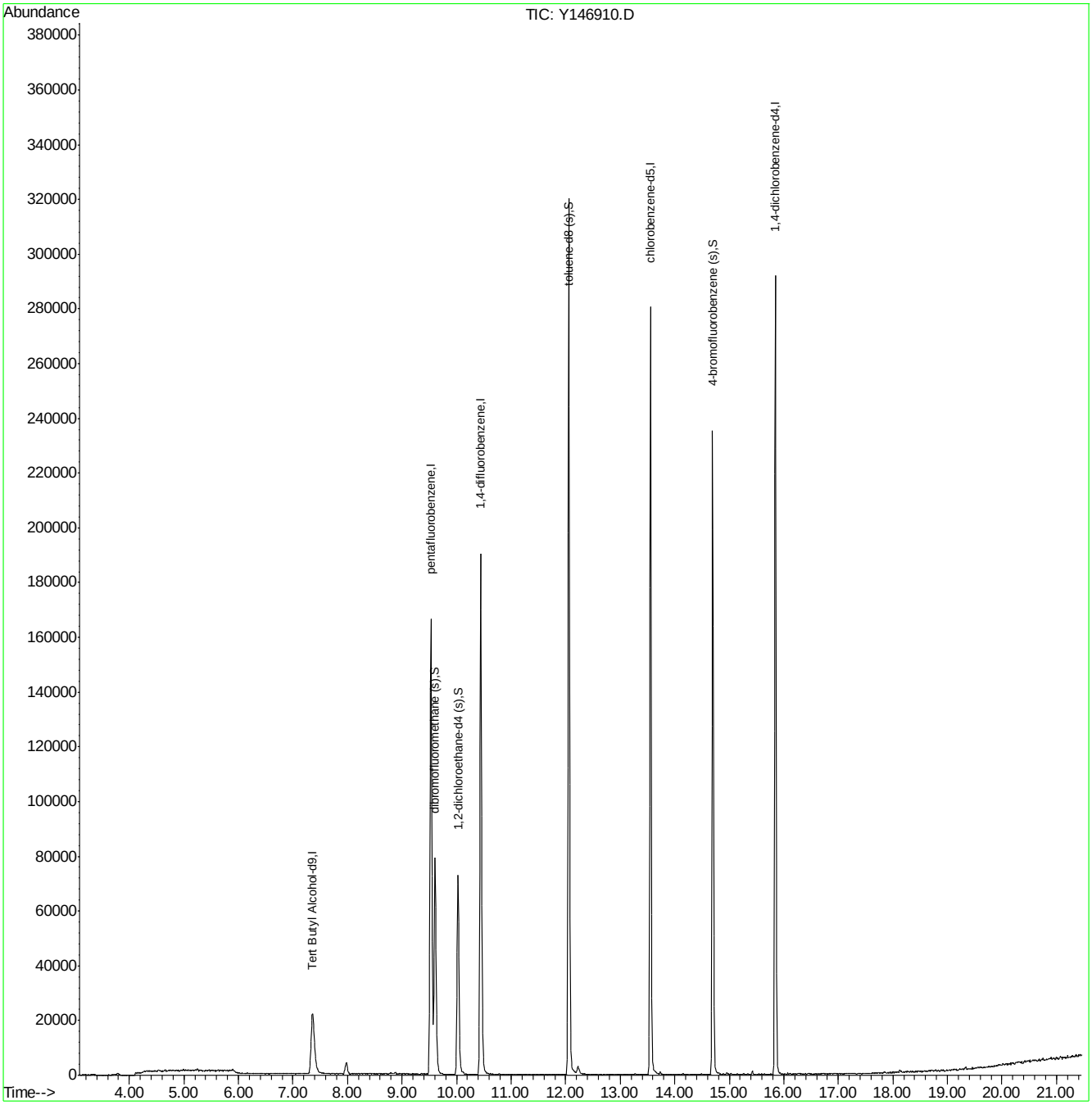

Quantitation Report (QT Reviewed)

Data Path : C:\msdchem\1\DATA\
Data File : 2C121134.D
Acq On : 2 Jul 2014 10:22 am
Operator : toanp
Sample : mb
Misc : MS69833,V2C5522,w,,,,1
ALS Vial : 4 Sample Multiplier: 1

Quant Time: Jul 03 14:09:43 2014
Quant Method : C:\MSDCHEM\1\METHODS\M2C5480.M
Quant Title : SW846 8260B, Column ZB624 60mX0.25mmX1.4um
QLast Update : Tue Jul 01 14:19:01 2014
Response via : Initial Calibration

Compound	R.T.	QIon	Response	Conc	Units	Dev(Min)
Internal Standards						
1) Tert Butyl Alcohol-d9	7.224	65	186038	500.00	ug/L	-0.04
5) pentafluorobenzene	9.735	168	382258	50.00	ug/L	0.00
61) 1,4-difluorobenzene	10.689	114	463340	50.00	ug/L	0.00
92) chlorobenzene-d5	13.793	117	403840	50.00	ug/L	0.03
107) 1,4-dichlorobenzene-d4	15.980	152	215914	50.00	ug/L	0.03
System Monitoring Compounds						
54) dibromofluoromethane (s)	9.756	113	131067	50.61	ug/L	0.00
Spiked Amount 50.000	Range 79 - 120		Recovery = 101.22%			
55) 1,2-dichloroethane-d4 (s)	10.196	65	154986	51.28	ug/L	0.00
Spiked Amount 50.000	Range 72 - 123		Recovery = 102.56%			
84) toluene-d8 (s)	12.336	98	468901	52.68	ug/L	0.02
Spiked Amount 50.000	Range 78 - 119		Recovery = 105.36%			
109) 4-bromofluorobenzene (s)	14.889	95	166222	47.70	ug/L	0.03
Spiked Amount 50.000	Range 74 - 119		Recovery = 95.40%			
Target Compounds						Qvalue

(#) = qualifier out of range (m) = manual integration (+) = signals summed

Quantitation Report (QT Reviewed)

Data Path : C:\msdchem\1\DATA\
Data File : 2C121134.D
Acq On : 2 Jul 2014 10:22 am
Operator : toanp
Sample : mb
Misc : MS69833,V2C5522,w,,,,1
ALS Vial : 4 Sample Multiplier: 1

Quant Time: Jul 03 14:09:43 2014
Quant Method : C:\MSDCHEM\1\METHODS\M2C5480.M
Quant Title : SW846 8260B, Column ZB624 60mX0.25mmX1.4um
QLast Update : Tue Jul 01 14:19:01 2014
Response via : Initial Calibration

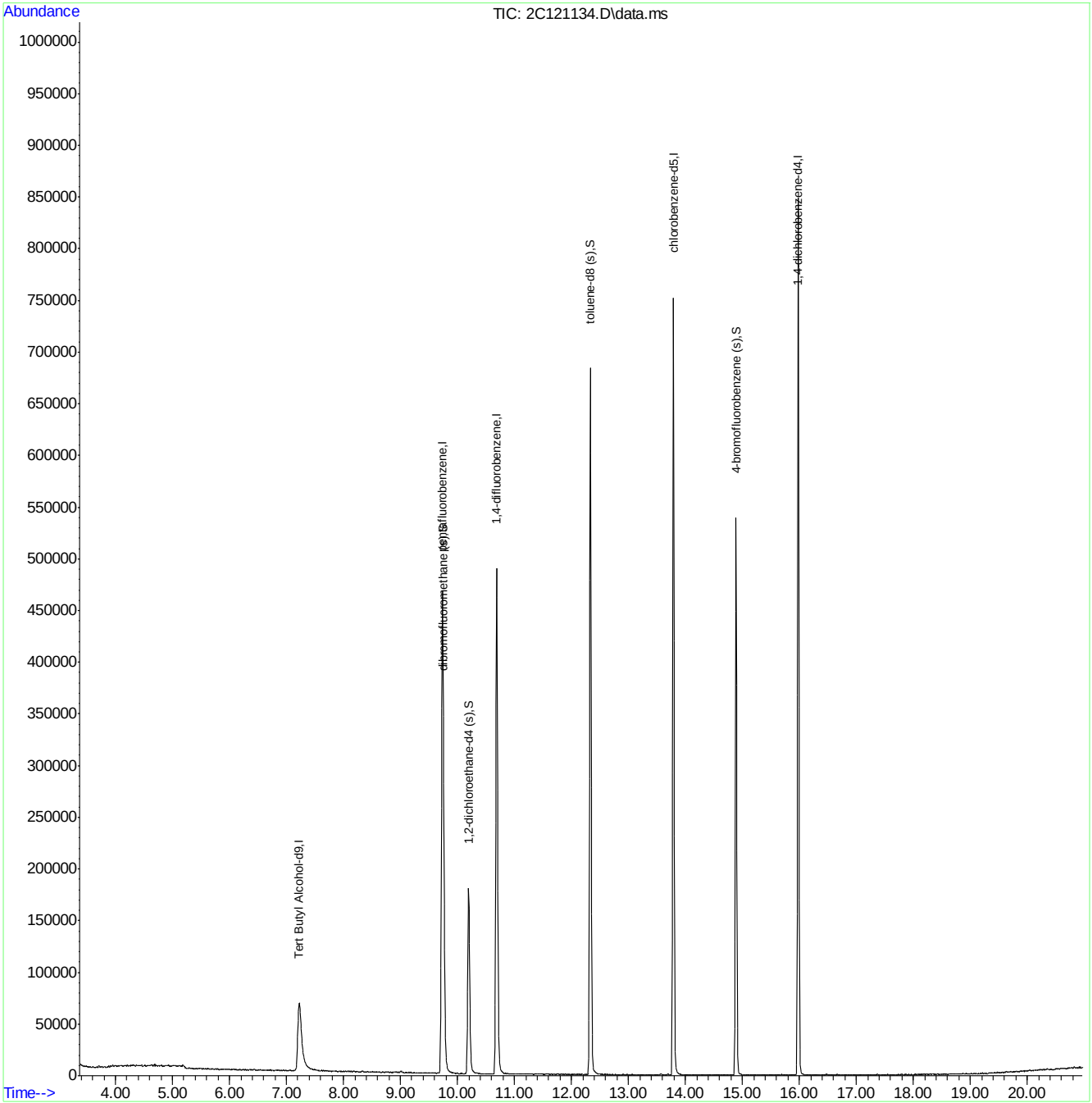

Quantitation Report (QT Reviewed)

Data Path : C:\MSDChem\1\DATA\
Data File : 3C111164.D
Acq On : 27 Jun 2014 4:41 pm
Operator : prashans
Sample : BS
Misc : MS69718,V3C5008,5.0,,,,1
ALS Vial : 5 Sample Multiplier: 1

Quant Time: Jun 30 15:15:44 2014
Quant Method : C:\MSDCHEM\1\METHODS\M3C4989.M
Quant Title : Method SW846 8260B, ZB624 60m x 0.25mm x 1.4um
QLast Update : Wed Jun 18 08:58:10 2014
Response via : Initial Calibration

Internal Standards	R.T.	QIon	Response	Conc	Units		Dev(Min)
1) Tert Butyl Alcohol-d9	7.30	65	80981	500.00	ug/L		0.00
5) pentafluorobenzene	9.54	168	193458	50.00	ug/L		0.00
53) 1,4-difluorobenzene	10.46	114	261726	50.00	ug/L		0.00
82) chlorobenzene-d5	13.59	117	180905	50.00	ug/L		0.00
97) 1,4-dichlorobenzene-d4	15.88	152	75301	50.00	ug/L		0.00
System Monitoring Compounds							
44) dibromofluoromethane (s)	9.59	113	97164	55.13	ug/L		0.00
Spiked Amount 50.000	Range 59 - 130		Recovery = 110.26%				
45) 1,2-dichloroethane-d4 (s)	10.01	65	134679	51.98	ug/L		0.00
Spiked Amount 50.000	Range 65 - 123		Recovery = 103.96%				
74) toluene-d8 (s)	12.09	98	360560	53.18	ug/L		0.00
Spiked Amount 50.000	Range 80 - 124		Recovery = 106.36%				
99) 4-bromofluorobenzene (s)	14.73	95	128714	56.49	ug/L		0.00
Spiked Amount 50.000	Range 71 - 132		Recovery = 112.98%				
Target Compounds							Qvalue
2) 1,4-dioxane	11.17	88	21599	1269.16	ug/L	#	97
3) tertiary butyl alcohol	7.42	59	72282	268.59	ug/L		90
6) chlorodifluoromethane	3.98	51	96950	39.90	ug/L		98
7) dichlorodifluoromethane	3.97	85	92704	34.43	ug/L		97
8) chloromethane	4.31	50	133178	39.94	ug/L		99
9) vinyl chloride	4.56	62	110921	40.37	ug/L		97
10) bromomethane	5.21	94	53547	37.73	ug/L		94
11) chloroethane	5.37	64	63533	50.67	ug/L		98
14) trichlorofluoromethane	5.80	101	134545	46.54	ug/L		98
15) ethyl ether	6.23	74	58417	51.76	ug/L		99
16) acrolein	6.47	56	151149	402.62	ug/L		95
17) 1,1-dichloroethene	6.65	61	193024	55.96	ug/L		99
18) acetone	6.69	58	7407	30.36	ug/L	#	85
19) allyl chloride	7.17	76	62913	56.15	ug/L		95
20) acetonitrile	7.11	40	58880	305.72	ug/L		95
21) iodomethane	6.92	142	148093	54.37	ug/L		100
22) iso-butyl alcohol	9.82	41	40653	506.35	ug/L		97
23) carbon disulfide	7.06	76	367348	52.22	ug/L		97
24) methylene chloride	7.36	84	105084	46.27	ug/L		97
25) methyl acetate	7.15	74	11793	43.05	ug/L		97
26) methyl tert butyl ether	7.68	73	568255	87.53	ug/L		97
27) trans-1,2-dichloroethene	7.73	61	191885	53.95	ug/L		99
28) di-isopropyl ether	8.28	45	443652	49.77	ug/L		95
29) ethyl tert-butyl ether	8.74	59	364938	46.12	ug/L		100
30) 2-butanone	8.99	72	10326	44.71	ug/L		88
31) 1,1-dichloroethane	8.30	63	227014	54.22	ug/L		99
32) chloroprene	8.40	53	180150	50.47	ug/L		97
33) acrylonitrile	7.67	53	159152	229.90	ug/L		97
34) vinyl acetate	8.28	86	16013	52.45	ug/L		99
35) ethyl acetate	9.01	45	13155	46.58	ug/L		70
36) 2,2-dichloropropane	9.03	77	184695	52.67	ug/L		97
37) cis-1,2-dichloroethene	9.02	61	222708	53.81	ug/L		99
38) propionitrile	9.08	54	123296	462.50	ug/L		99

Quantitation Report (QT Reviewed)

Data Path : C:\MSDChem\1\DATA\
Data File : 3C111164.D
Acq On : 27 Jun 2014 4:41 pm
Operator : prashans
Sample : BS
Misc : MS69718,V3C5008,5.0,,,,1
ALS Vial : 5 Sample Multiplier: 1

Quant Time: Jun 30 15:15:44 2014
Quant Method : C:\MSDCHEM\1\METHODS\M3C4989.M
Quant Title : Method SW846 8260B, ZB624 60m x 0.25mm x 1.4um
QLast Update : Wed Jun 18 08:58:10 2014
Response via : Initial Calibration

Internal Standards	R.T.	QIon	Response	Conc	Units		Dev(Min)
39) Methyl Acrylate	9.09	85	11208	45.51	ug/L		95
40) bromochloromethane	9.34	128	43752	52.27	ug/L		95
41) tetrahydrofuran	9.38	72	11444	48.19	ug/L		98
42) chloroform	9.39	83	202450	51.15	ug/L		96
43) tert-Butyl Formate	9.43	59	92371	51.19	ug/L	#	87
46) freon 113	6.62	151	65453	48.43	ug/L		93
47) methacrylonitrile	9.27	41	61976	48.43	ug/L		98
48) 1,1,1-trichloroethane	9.65	97	182489	56.23	ug/L		96
49) Cyclohexane	9.73	84	170224	53.61	ug/L		98
51) 2,2,4-trimethylpentane	10.09	57	431688	43.23	ug/L		97
52) tert-amyl methyl ether	10.12	73	301417	43.09	ug/L		99
54) epichlorohydrin	11.71	57	42466	231.62	ug/L		94
55) n-butyl alcohol	10.58	56	151941	2336.20	ug/L		99
56) carbon tetrachloride	9.86	117	157659	58.20	ug/L		99
57) 1,1-dichloropropene	9.83	75	156658	52.75	ug/L		99
58) hexane	8.04	57	152674	45.55	ug/L		99
59) benzene	10.09	78	441279	50.58	ug/L		100
60) heptane	10.26	57	91565	44.55	ug/L		97
61) isopropyl acetate	10.01	87	18005	48.96	ug/L		94
62) 1,2-dichloroethane	10.10	62	163268	56.26	ug/L		99
63) trichloroethene	10.80	95	109757	54.74	ug/L		99
66) 2-nitropropane	11.57	41	38849	50.48	ug/L		94
67) 2-chloroethyl vinyl ether	11.59	63	198556	254.04	ug/L		98
68) methyl methacrylate	11.06	100	18565	48.74	ug/L	#	68
69) 1,2-dichloropropane	11.06	63	121505	52.35	ug/L		93
70) methylcyclohexane	11.02	83	172535	47.14	ug/L		96
71) dibromomethane	11.22	93	53555	52.44	ug/L		93
72) bromodichloromethane	11.35	83	145055	55.72	ug/L		98
73) cis-1,3-dichloropropene	11.81	75	164282	51.94	ug/L		95
75) 4-methyl-2-pentanone	11.89	58	34368	48.51	ug/L		96
76) toluene	12.17	91	398575	48.02	ug/L		99
77) 3-methyl-1-butanol	11.91	70	50106	934.28	ug/L		97
78) trans-1,3-dichloropropene	12.36	75	137602	48.39	ug/L		94
79) ethyl methacrylate	12.35	69	105135	48.35	ug/L		98
80) 1,1,2-trichloroethane	12.57	97	63832	48.21	ug/L		98
81) 2-hexanone	12.74	58	26206	41.68	ug/L		94
83) tetrachloroethene	12.75	166	84923	51.07	ug/L		98
84) 1,3-dichloropropane	12.75	76	123478	51.34	ug/L		97
85) butyl acetate	12.82	56	54920	52.41	ug/L		98
86) dibromochloromethane	13.01	129	73606	53.10	ug/L		99
87) 1,2-dibromoethane	13.17	107	59785	51.29	ug/L		97
88) 3,3-Dimethyl-1-Butanol	12.90	57	85048	442.82	ug/L		98
89) chlorobenzene	13.62	112	211127	48.95	ug/L		98
90) 1,1,1,2-tetrachloroethane	13.68	131	78377	52.24	ug/L		97
91) ethylbenzene	13.67	91	405341	49.24	ug/L		100
92) m,p-xylene	13.78	106	288061	100.67	ug/L		98
93) o-xylene	14.19	91	329253	50.58	ug/L		97
94) styrene	14.20	104	220046	53.84	ug/L		98
96) bromoform	14.46	173	41471	50.40	ug/L		99
98) isopropylbenzene	14.53	105	375599	50.36	ug/L		98

Quantitation Report (QT Reviewed)

Data Path : C:\MSDChem\1\DATA\
Data File : 3C111164.D
Acq On : 27 Jun 2014 4:41 pm
Operator : prashans
Sample : BS
Misc : MS69718,V3C5008,5.0,,,,1
ALS Vial : 5 Sample Multiplier: 1

Quant Time: Jun 30 15:15:44 2014
Quant Method : C:\MSDCHEM\1\METHODS\M3C4989.M
Quant Title : Method SW846 8260B, ZB624 60m x 0.25mm x 1.4um
QLast Update : Wed Jun 18 08:58:10 2014
Response via : Initial Calibration

Internal Standards	R.T.	QIon	Response	Conc	Units	Dev(Min)
100) bromobenzene	14.92	156	79125	50.68	ug/L	89
101) cyclohexanone	14.69	55	27142	80.29	ug/L	94
102) 1,1,2,2-tetrachloroethane	14.83	83	75015	46.03	ug/L	97
103) trans-1,4-dichloro-2-buten	14.87	53	26624	52.31	ug/L	85
104) 1,2,3-trichloropropane	14.90	110	19502	48.68	ug/L	91
105) n-propylbenzene	14.93	91	451168	54.35	ug/L	100
107) 2-chlorotoluene	15.08	126	80930	50.18	ug/L	91
108) 4-chlorotoluene	15.17	126	82863	50.63	ug/L	97
109) 1,3,5-trimethylbenzene	15.08	105	312145	50.55	ug/L	98
110) tert-butylbenzene	15.43	119	259128	51.44	ug/L	95
111) pentachloroethane	15.51	167	50947	54.61	ug/L	96
112) 1,2,4-trimethylbenzene	15.47	105	313805	52.02	ug/L	96
113) sec-butylbenzene	15.63	105	384840	50.82	ug/L	99
114) 1,3-dichlorobenzene	15.82	146	147698	47.98	ug/L	98
115) p-isopropyltoluene	15.75	119	312519	51.88	ug/L	98
116) 1,4-dichlorobenzene	15.91	146	145488	47.06	ug/L	99
117) 1,2-dichlorobenzene	16.29	146	133600	46.64	ug/L	98
119) n-butylbenzene	16.16	92	166830	52.49	ug/L	99
121) 1,2-dibromo-3-chloropropan	17.06	157	11400	45.61	ug/L	96
122) 1,3,5-Trichlorobenzene	17.25	180	120210	53.91	ug/L	99
123) 1,2,4-trichlorobenzene	17.88	180	96261	57.42	ug/L	99
124) hexachlorobutadiene	17.99	225	70008	52.19	ug/L	94
125) naphthalene	18.15	128	173963	49.26	ug/L	99
126) 1,2,3-trichlorobenzene	18.40	180	84082	53.65	ug/L	98
127) hexachloroethane	16.55	119	57351	52.16	ug/L	98
128) Benzyl chloride	16.02	91	128087	45.88	ug/L	98

(#) = qualifier out of range (m) = manual integration (+) = signals summed

Quantitation Report (QT Reviewed)

Data Path : C:\MSDChem\1\DATA\
Data File : 3C111164.D
Acq On : 27 Jun 2014 4:41 pm
Operator : prashans
Sample : BS
Misc : MS69718,V3C5008,5.0,,,,1
ALS Vial : 5 Sample Multiplier: 1

Quant Time: Jun 30 15:15:44 2014
Quant Method : C:\MSDCHEM\1\METHODS\M3C4989.M
Quant Title : Method SW846 8260B, ZB624 60m x 0.25mm x 1.4um
QLast Update : Wed Jun 18 08:58:10 2014
Response via : Initial Calibration

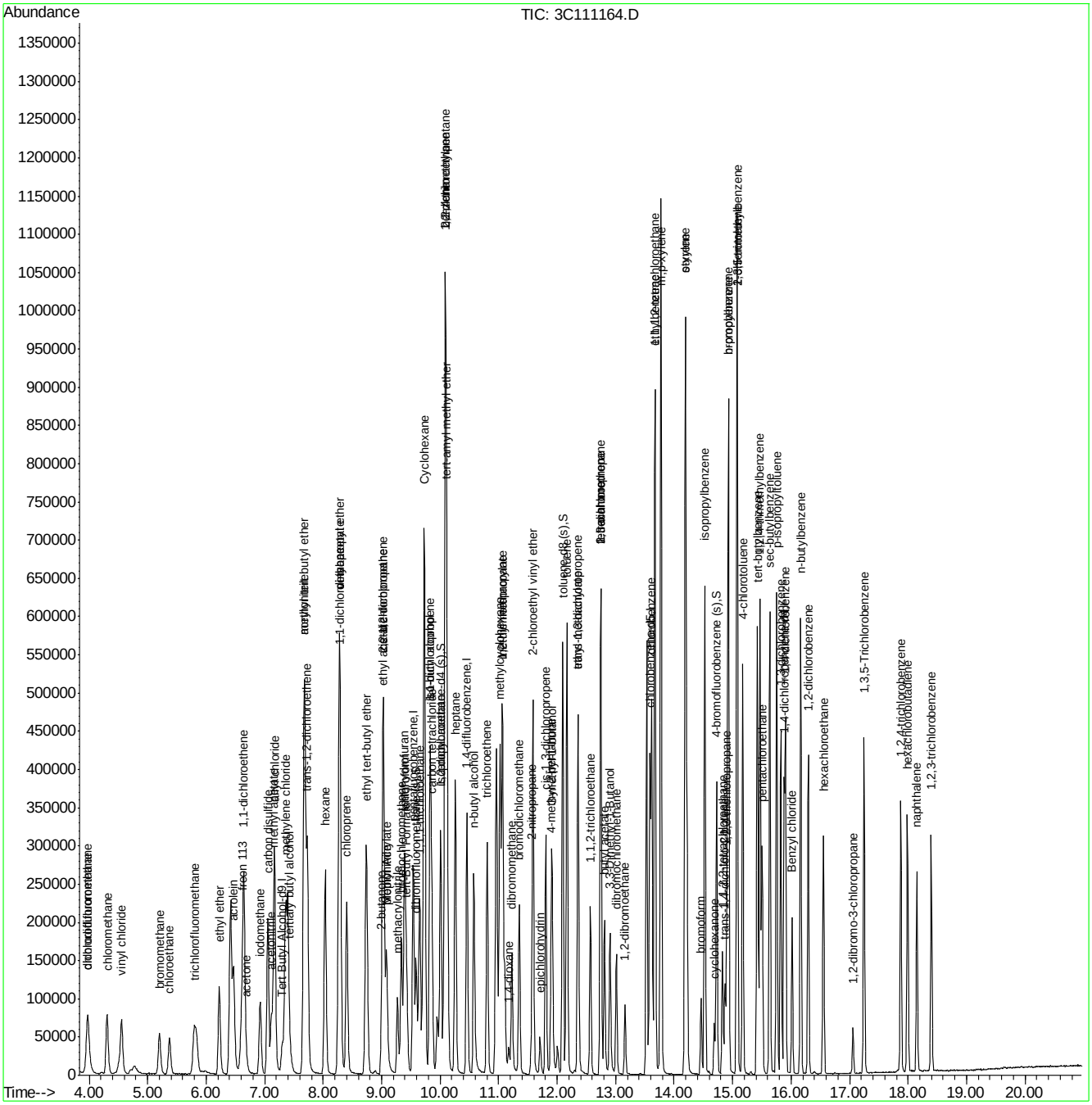

Quantitation Report (QT Reviewed)

Data Path : C:\MSDCHEM\1\DATA\
Data File : Y146911.D
Acq On : 1 Jul 2014 5:36 pm
Operator : prashans
Sample : BS
Misc : MS69998,VY6385,5.0,,,,1
ALS Vial : 5 Sample Multiplier: 1

Quant Time: Jul 02 08:31:31 2014
Quant Method : C:\MSDCHEM\1\METHODS\MYS6377.M
Quant Title : Method SW846 8260B, ZB624 60m x 0.25mm x 1.4um
QLast Update : Wed Jun 25 11:30:58 2014
Response via : Initial Calibration

Internal Standards	R.T.	QIon	Response	Conc	Units		Dev(Min)
1) Tert Butyl Alcohol-d9	7.36	65	68012	500.00	ug/L		0.00
5) pentafluorobenzene	9.52	168	176187	50.00	ug/L		0.00
58) 1,4-difluorobenzene	10.44	114	209510	50.00	ug/L		0.00
88) chlorobenzene-d5	13.56	117	179752	50.00	ug/L		0.00
103) 1,4-dichlorobenzene-d4	15.84	152	90768	50.00	ug/L		0.00
System Monitoring Compounds							
50) dibromofluoromethane (s)	9.60	113	67396	49.01	ug/L		0.00
Spiked Amount 50.000	Range 59 - 130		Recovery = 98.02%				
51) 1,2-dichloroethane-d4 (s)	10.02	65	66399	45.68	ug/L		0.00
Spiked Amount 50.000	Range 65 - 123		Recovery = 91.36%				
80) toluene-d8 (s)	12.06	98	255772	52.79	ug/L		0.00
Spiked Amount 50.000	Range 77 - 125		Recovery = 105.58%				
105) 4-bromofluorobenzene (s)	14.70	95	88763	48.81	ug/L		0.00
Spiked Amount 50.000	Range 71 - 132		Recovery = 97.62%				
Target Compounds							Qvalue
2) 1,4-dioxane	11.17	88	20914	1284.20	ug/L	#	99
4) tertiary butyl alcohol	7.47	59	47731	264.96	ug/L		98
11) chlorodifluoromethane	3.97	51	51104	44.65	ug/L		98
12) dichlorodifluoromethane	3.94	85	57146	42.72	ug/L		97
13) chloromethane	4.28	50	89517	47.47	ug/L		100
14) vinyl chloride	4.53	62	82668	49.00	ug/L		99
16) bromomethane	5.18	94	56947	47.15	ug/L		98
17) chloroethane	5.36	64	46835	60.26	ug/L		97
19) trichlorofluoromethane	5.81	101	89649	49.54	ug/L		98
20) ethyl ether	6.20	74	38571	52.58	ug/L		98
21) 2-chloropropane	6.41	63	28070	54.85	ug/L		92
22) acrolein	6.52	56	136504	488.78	ug/L		98
23) 1,1-dichloroethene	6.63	61	98079	52.62	ug/L		99
24) acetone	6.75	43	20727	26.25	ug/L		96
25) allyl chloride	7.16	76	40449	61.04	ug/L		99
26) acetonitrile	7.22	40	56821	538.27	ug/L		94
27) iodomethane	6.93	142	120005	50.96	ug/L		98
28) carbon disulfide	7.03	76	224622	50.53	ug/L		100
29) 1-chloropropane	7.38	42	116025	46.93	ug/L		100
30) methylene chloride	7.37	49	99790	43.38	ug/L		97
31) methyl acetate	7.18	74	9431	49.31	ug/L		90
32) methyl tert butyl ether	7.66	73	394309	97.29	ug/L		98
33) trans-1,2-dichloroethene	7.72	61	96135	51.43	ug/L		99
34) di-isopropyl ether	8.23	45	240780	49.68	ug/L		99
35) ethyl tert-butyl ether	8.69	59	217178	47.92	ug/L		98
36) 2-butanone	9.02	72	7876	42.00	ug/L	#	43
37) 1,1-dichloroethane	8.29	63	126009	51.77	ug/L		97
38) chloroprene	8.38	53	84219	48.76	ug/L		99
39) acrylonitrile	7.74	53	118894	265.62	ug/L		98
40) vinyl acetate	8.28	86	11617	61.09	ug/L		96
41) ethyl acetate	9.02	45	10705	53.44	ug/L	#	1
42) 2,2-dichloropropane	9.01	77	88962	46.81	ug/L		96
43) cis-1,2-dichloroethene	9.03	96	76363	48.59	ug/L		99

Quantitation Report (QT Reviewed)

Data Path : C:\MSDCHEM\1\DATA\
Data File : Y146911.D
Acq On : 1 Jul 2014 5:36 pm
Operator : prashans
Sample : BS
Misc : MS69998,VY6385,5.0,,,,1
ALS Vial : 5 Sample Multiplier: 1

Quant Time: Jul 02 08:31:31 2014
Quant Method : C:\MSDCHEM\1\METHODS\MYS6377.M
Quant Title : Method SW846 8260B, ZB624 60m x 0.25mm x 1.4um
QLast Update : Wed Jun 25 11:30:58 2014
Response via : Initial Calibration

Internal Standards	R.T.	QIon	Response	Conc	Units		Dev(Min)
44) propionitrile	9.15	54	99635	578.91	ug/L		100
45) bromochloromethane	9.35	130	48748	49.81	ug/L		98
46) tetrahydrofuran	9.37	72	9366	52.61	ug/L		95
47) chloroform	9.40	83	121043	49.49	ug/L		100
48) tert-Butyl Formate	9.41	59	44539	48.58	ug/L		98
49) isobutyl alcohol	9.85	41	26883	545.76	ug/L	#	99
52) freon 113	6.57	151	46998	52.74	ug/L		98
53) methacrylonitrile	9.31	67	27413	52.70	ug/L		96
54) 1,1,1-trichloroethane	9.62	97	98741	51.95	ug/L		96
55) Cyclohexane	9.66	84	95545	49.24	ug/L	#	97
56) 2,2,4-trimethylpentane	10.01	57	209877	41.98	ug/L		99
57) tert-amyl methyl ether	10.07	73	211442	47.93	ug/L		100
59) epichlorohydrin	11.72	57	34574	268.89	ug/L		96
60) n-butyl alcohol	10.60	56	126629	3120.54	ug/L		98
61) carbon tetrachloride	9.81	117	88849	53.10	ug/L		99
62) 1,1-dichloropropene	9.79	75	87210	51.23	ug/L		98
63) hexane	7.97	57	90326	52.04	ug/L		96
65) benzene	10.06	78	283002	51.07	ug/L		99
66) heptane	10.18	57	42241	41.10	ug/L		98
67) isopropyl acetate	9.98	61	29163	53.50	ug/L		93
68) 1,2-dichloroethane	10.11	62	85155	54.50	ug/L		98
69) trichloroethene	10.77	95	69800	51.94	ug/L		98
71) 2-nitropropane	11.58	41	20819	47.42	ug/L	#	54
72) 2-chloroethyl vinyl ether	11.57	63	109973	192.31	ug/L		100
73) methyl methacrylate	11.04	69	47885	54.16	ug/L		99
74) 1,2-dichloropropane	11.05	63	75429	52.77	ug/L		98
75) methylcyclohexane	10.95	83	101705	45.99	ug/L		99
77) dibromomethane	11.22	93	43177	52.12	ug/L		99
78) bromodichloromethane	11.34	83	97203	52.83	ug/L		100
79) cis-1,3-dichloropropene	11.79	75	115894	49.82	ug/L		99
81) 4-methyl-2-pentanone	11.88	58	28892	56.31	ug/L		94
82) toluene	12.12	91	288448	48.41	ug/L		99
83) 3-methyl-1-butanol	11.91	70	44546	1173.22	ug/L		98
84) trans-1,3-dichloropropene	12.35	75	101341	49.94	ug/L		98
85) ethyl methacrylate	12.32	69	86123	51.33	ug/L		97
86) 1,1,2-trichloroethane	12.56	83	53982	52.24	ug/L		99
87) 2-hexanone	12.72	58	29164	51.02	ug/L		94
89) tetrachloroethene	12.69	166	78130	50.92	ug/L		98
90) 1,3-dichloropropane	12.74	76	98272	51.61	ug/L		99
91) butyl acetate	12.78	56	47535	54.38	ug/L		96
92) dibromochloromethane	13.00	129	77059	51.80	ug/L		99
93) 1,2-dibromoethane	13.15	107	64037	52.29	ug/L		99
94) 3,3-Dimethyl-1-Butanol	12.89	57	79733	555.94	ug/L		99
96) chlorobenzene	13.58	112	192133	50.82	ug/L		97
97) 1,1,1,2-tetrachloroethane	13.65	131	69876	51.34	ug/L		97
98) ethylbenzene	13.62	91	314049	49.88	ug/L		98
99) m,p-xylene	13.73	106	246805	99.70	ug/L		99
100) o-xylene	14.14	91	250229	49.80	ug/L		98
101) styrene	14.16	104	209389	52.73	ug/L		99
102) bromoform	14.45	173	54573	53.10	ug/L		96

Quantitation Report (QT Reviewed)

Data Path : C:\MSDCHEM\1\DATA\
Data File : Y146911.D
Acq On : 1 Jul 2014 5:36 pm
Operator : prashans
Sample : BS
Misc : MS69998,VY6385,5.0,,,,1
ALS Vial : 5 Sample Multiplier: 1

Quant Time: Jul 02 08:31:31 2014
Quant Method : C:\MSDCHEM\1\METHODS\MYS6377.M
Quant Title : Method SW846 8260B, ZB624 60m x 0.25mm x 1.4um
QLast Update : Wed Jun 25 11:30:58 2014
Response via : Initial Calibration

Internal Standards	R.T.	QIon	Response	Conc	Units	Dev(Min)
104) isopropylbenzene	14.47	105	302021	50.58	ug/L	98
107) bromobenzene	14.88	156	87868	53.22	ug/L	92
108) cyclohexanone	14.69	55	32407	111.49	ug/L	93
109) 1,1,2,2-tetrachloroethane	14.82	83	84781	50.97	ug/L	98
110) trans-1,4-dichloro-2-buten	14.85	53	21222	53.38	ug/L	95
111) 1,2,3-trichloropropane	14.89	110	18592	51.38	ug/L	98
112) n-propylbenzene	14.88	91	368243	54.98	ug/L	100
114) 2-chlorotoluene	15.04	126	76017	52.15	ug/L	99
115) 4-chlorotoluene	15.14	91	219191	50.55	ug/L	99
116) 1,3,5-trimethylbenzene	15.03	105	252338	51.04	ug/L	99
117) tert-butylbenzene	15.37	119	209432	52.05	ug/L	99
118) pentachloroethane	15.47	167	54602	54.77	ug/L	98
119) 1,2,4-trimethylbenzene	15.42	105	256942	52.63	ug/L	99
120) sec-butylbenzene	15.58	105	323715	50.97	ug/L	99
121) 1,3-dichlorobenzene	15.78	146	156233	51.30	ug/L	98
122) p-isopropyltoluene	15.70	119	274742	52.33	ug/L	99
123) 1,4-dichlorobenzene	15.87	146	159090	50.30	ug/L	100
124) 1,2-dichlorobenzene	16.26	146	149379	51.05	ug/L	100
125) n-butylbenzene	16.11	92	138709	51.08	ug/L	98
127) 1,2-dibromo-3-chloropropan	17.05	157	17297	54.46	ug/L	95
128) 1,3,5-Trichlorobenzene	17.20	180	125110	50.20	ug/L	100
129) 1,2,4-trichlorobenzene	17.84	180	113878	54.52	ug/L	99
131) hexachlorobutadiene	17.93	225	64111	50.96	ug/L	98
132) naphthalene	18.12	128	236050	55.49	ug/L	100
133) 1,2,3-trichlorobenzene	18.37	180	105220	54.22	ug/L	97
134) hexachloroethane	16.50	119	54173	52.53	ug/L	99
135) Benzyl chloride	15.99	91	138388	47.37	ug/L	99

(#) = qualifier out of range (m) = manual integration (+) = signals summed

Quantitation Report (QT Reviewed)

Data Path : C:\MSDCHEM\1\DATA\
Data File : Y146911.D
Acq On : 1 Jul 2014 5:36 pm
Operator : prashans
Sample : BS
Misc : MS69998,VY6385,5.0,,,,1
ALS Vial : 5 Sample Multiplier: 1

Quant Time: Jul 02 08:31:31 2014
Quant Method : C:\MSDCHEM\1\METHODS\MYS6377.M
Quant Title : Method SW846 8260B, ZB624 60m x 0.25mm x 1.4um
QLast Update : Wed Jun 25 11:30:58 2014
Response via : Initial Calibration

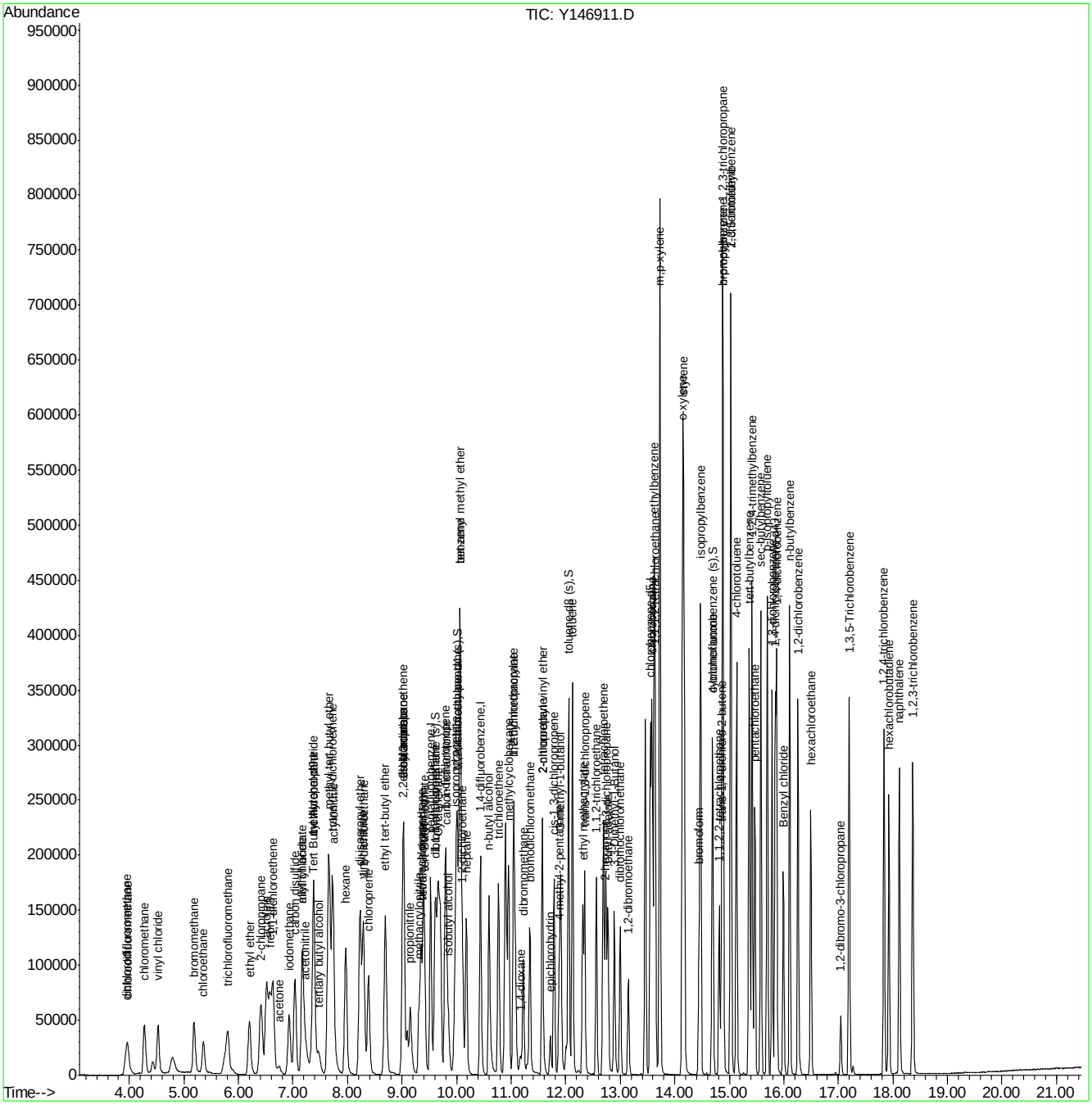

Manual Integrations APPROVED (compounds with "m" flag)
Mei Chen
07/08/14 12:46

Quantitation Report (QT Reviewed)

Data Path : C:\msdchem\1\DATA\v2c5521-22\
Data File : 2C121135.D
Acq On : 2 Jul 2014 11:03 am
Operator : toanp
Sample : bs
Misc : MS69894,V2C5522,w,,,,1
ALS Vial : 5 Sample Multiplier: 1

Quant Time: Jul 07 08:33:47 2014
Quant Method : C:\MSDCHEM\1\METHODS\M2C5480.M
Quant Title : SW846 8260B, Column ZB624 60mX0.25mmX1.4um
QLast Update : Tue Jul 01 14:19:01 2014
Response via : Initial Calibration

Compound	R.T.	QIon	Response	Conc	Units		Dev(Min)
Internal Standards							
1) Tert Butyl Alcohol-d9	7.234	65	183634	500.00	ug/L		-0.03
5) pentafluorobenzene	9.730	168	372717	50.00	ug/L		0.00
61) 1,4-difluorobenzene	10.689	114	459317	50.00	ug/L		0.00
92) chlorobenzene-d5	13.793	117	389413	50.00	ug/L		0.03
107) 1,4-dichlorobenzene-d4	15.980	152	211357	50.00	ug/L		0.03
System Monitoring Compounds							
54) dibromofluoromethane (s)	9.756	113	127690	50.57	ug/L		0.00
Spiked Amount 50.000	Range 79 - 120		Recovery = 101.14%				
55) 1,2-dichloroethane-d4 (s)	10.197	65	148143	50.27	ug/L		0.00
Spiked Amount 50.000	Range 72 - 123		Recovery = 100.54%				
84) toluene-d8 (s)	12.336	98	465115	52.71	ug/L		0.02
Spiked Amount 50.000	Range 78 - 119		Recovery = 105.42%				
109) 4-bromofluorobenzene (s)	14.889	95	165592	48.54	ug/L		0.03
Spiked Amount 50.000	Range 74 - 119		Recovery = 97.08%				
Target Compounds							Qvalue
2) tertiary butyl alcohol	7.360	59	101240	237.96	ug/L		100
3) ethanol	5.834	45	189058	7769.05	ug/L	#	75
4) 1,4-dioxane	11.418	88	44506	1572.41	ug/L		91
11) chlorodifluoromethane	3.622	51	125482	44.09	ug/L		97
12) dichlorodifluoromethane	3.611	85	107548	35.55	ug/L		95
15) chloromethane	3.921	50	166747	40.93	ug/L		98
16) vinyl chloride	4.193	62	156213	43.24	ug/L		97
17) bromomethane	4.843	94	97790	43.18	ug/L		95
18) chloroethane	5.032	64	91133	55.61	ug/L		96
19) trichlorofluoromethane	5.562	101	192592	49.26	ug/L		97
21) ethyl ether	5.997	74	69273	45.45	ug/L		95
22) 2-CHLOROPROPANE	6.191	43	243170	52.50	ug/L	#	94
26) acrolein	6.254	56	312875	405.24	ug/L		99
27) 1,1-dichloroethene	6.448	96	109142	48.41	ug/L		95
28) acetone	6.505	58	12978	44.94	ug/L		96
29) allyl chloride	7.035	76	74893	49.20	ug/L	#	77
30) acetonitrile	6.977	40	170289	504.97	ug/L		89
31) iodomethane	6.736	142	222699	47.68	ug/L		91
32) iso-butyl alcohol	9.997	74	18626	514.37	ug/L		64
33) carbon disulfide	6.872	76	425119	54.35	ug/L		96
34) methylene chloride	7.250	84	130023	48.84	ug/L		93
35) 1-CHLOROPROPANE	7.287	42	248410	47.07	ug/L		98
36) methyl acetate	7.030	43	112271	41.13	ug/L		99
37) methyl tert butyl ether	7.633	73	784731	104.08	ug/L		99
38) trans-1,2-dichloroethene	7.675	96	120957	48.69	ug/L		98
39) di-isopropyl ether	8.325	45	455598	49.44	ug/L		92
40) 2-butanone	9.106	72	18477	46.97	ug/L		90
41) 1,1-dichloroethane	8.314	63	251026	54.80	ug/L		98
42) chloroprene	8.440	53	164468	43.62	ug/L		94
43) acrylonitrile	7.612	53	312443	242.35	ug/L		99
44) vinyl acetate	8.325	86	24819	49.15	ug/L		89
45) ethyl tert-butyl ether	8.844	59	404705	50.18	ug/L		99

Quantitation Report (QT Reviewed)

Data Path : C:\msdchem\1\DATA\v2c5521-22\
Data File : 2C121135.D
Acq On : 2 Jul 2014 11:03 am
Operator : toanp
Sample : bs
Misc : MS69894,V2C5522,w,,,,1
ALS Vial : 5 Sample Multiplier: 1

Quant Time: Jul 07 08:33:47 2014
Quant Method : C:\MSDCHEM\1\METHODS\M2C5480.M
Quant Title : SW846 8260B, Column ZB624 60mX0.25mmX1.4um
QLast Update : Tue Jul 01 14:19:01 2014
Response via : Initial Calibration

	Compound	R.T.	QIon	Response	Conc	Units		Dev(Min)
46)	ethyl acetate	9.143	45	23119	44.63	ug/L		83
47)	2,2-dichloropropane	9.132	77	210551	64.24	ug/L		91
48)	cis-1,2-dichloroethene	9.137	96	138289	51.04	ug/L		97
49)	propionitrile	9.195	54	250458	490.79	ug/L		94
50)	bromochloromethane	9.473	128	68761	48.97	ug/L		98
51)	tetrahydrofuran	9.515	42	59614	44.83	ug/L		97
52)	chloroform	9.541	83	231679	51.70	ug/L		97
53)	t-butyl formate	9.573	59	122167	54.03	ug/L		97
56)	freon 113	6.448	151	83100	43.55	ug/L		97
57)	methacrylonitrile	9.405	41	102671	49.65	ug/L		95
58)	1,1,1-trichloroethane	9.809	97	196476	56.95	ug/L		98
59)	Cyclohexane	9.887	84	170929	49.96	ug/L		89
63)	epichlorohydrin	11.953	57	88231	252.99	ug/L		97
64)	n-butyl alcohol	10.841	56	288220	2932.55	ug/L		97
65)	carbon tetrachloride	10.024	117	182511	56.75	ug/L		98
66)	1,1-dichloropropene	10.003	75	165678	50.20	ug/L		98
67)	hexane	8.036	57	146074	42.39	ug/L		95
69)	iso-octane	10.301	57	391924	55.54	ug/L		96
70)	benzene	10.275	78	519975	51.26	ug/L		98
71)	tert-amyl methyl ether	10.333	87	87175	49.54	ug/L		92
72)	heptane	10.490	57	80430	28.92	ug/L		94
73)	isopropyl acetate	10.228	43	318661	46.59	ug/L		98
74)	1,2-dichloroethane	10.291	62	185513	57.95	ug/L		96
75)	trichloroethene	11.035	95	135618	54.59	ug/L		95
76)	2-nitropropane	11.801	41	69209	52.99	ug/L		93
77)	2-chloroethyl vinyl ether	11.843	63	513349	289.23	ug/L		99
78)	methyl methacrylate	11.329	100	36981	46.71	ug/L	#	89
79)	1,2-dichloropropane	11.292	63	146435	55.12	ug/L		99
80)	dibromomethane	11.450	93	92835	55.93	ug/L		94
81)	methylcyclohexane	11.250	83	173816	41.98	ug/L		91
82)	bromodichloromethane	11.591	83	199099	59.53	ug/L		98
83)	cis-1,3-dichloropropene	12.053	75	229714	54.40	ug/L		91
85)	4-methyl-2-pentanone	12.147	58	67892	50.20	ug/L		97
86)	toluene	12.404	92	312547	54.61	ug/L		99
87)	3-methyl-1-butanol	12.184	55	172701	1168.34	ug/L		98
88)	trans-1,3-dichloropropene	12.603	75	211960	54.40	ug/L		95
89)	ethyl methacrylate	12.608	69	187761	49.78	ug/L		92
90)	1,1,2-trichloroethane	12.808	83	110419	54.13	ug/L		100
91)	2-hexanone	12.981	58	62984	49.02	ug/L		94
93)	tetrachloroethene	12.975	164	116305	53.39	ug/L		97
94)	1,3-dichloropropane	12.981	76	210330	54.17	ug/L		95
95)	butyl acetate	13.064	56	102436	47.87	ug/L		96
96)	3,3-dimethyl-1-butanol	13.154	57	185580	558.40	ug/L		98
97)	dibromochloromethane	13.238	129	159295	55.05	ug/L		99
98)	1,2-dibromoethane	13.374	107	136531	51.13	ug/L		95
100)	chlorobenzene	13.819	112	340595	52.90	ug/L		97
101)	1,1,1,2-tetrachloroethane	13.882	131	137353	54.78	ug/L		98
102)	ethylbenzene	13.877	91	573742	53.76	ug/L		98
103)	m,p-xylene	13.982	106	434433	104.18	ug/L		97
104)	o-xylene	14.375	106	222869	54.17	ug/L		99

Quantitation Report (QT Reviewed)

Data Path : C:\msdchem\1\DATA\v2c5521-22\
Data File : 2C121135.D
Acq On : 2 Jul 2014 11:03 am
Operator : toanp
Sample : bs
Misc : MS69894,V2C5522,w,,,,1
ALS Vial : 5 Sample Multiplier: 1

Quant Time: Jul 07 08:33:47 2014
Quant Method : C:\MSDCHEM\1\METHODS\M2C5480.M
Quant Title : SW846 8260B, Column ZB624 60mX0.25mmX1.4um
QLast Update : Tue Jul 01 14:19:01 2014
Response via : Initial Calibration

Compound	R.T.	QIon	Response	Conc	Units		Dev(Min)
105) styrene	14.386	104	374238	53.78	ug/L		94
106) bromoform	14.632	173	128856	52.23	ug/L		100
108) isopropylbenzene	14.700	105	576178	53.28	ug/L		99
110) cyclohexanone	14.842	55	69523	135.27	ug/L		94
111) bromobenzene	15.067	156	164781	53.13	ug/L		95
112) 1,1,2,2-tetrachloroethane	14.983	83	198214	50.84	ug/L		99
113) trans-1,4-dichloro-2-b...	15.025	88	24963	47.68	ug/L		92
114) 1,2,3-trichloropropane	15.052	110	45573	49.53	ug/L		98
115) n-propylbenzene	15.083	91	683071	56.04	ug/L		98
116) 2-chlorotoluene	15.219	126	146690	53.82	ug/L		99
117) 4-chlorotoluene	15.314	91	426005	53.65	ug/L		99
118) 1,3,5-trimethylbenzene	15.230	105	482033	54.14	ug/L		97
119) tert-butylbenzene	15.555	119	423502	53.87	ug/L		95
120) pentachloroethane	15.628	167	114510	55.80	ug/L		97
121) 1,2,4-trimethylbenzene	15.597	105	502554	57.39	ug/L		96
122) sec-butylbenzene	15.754	105	648324	54.63	ug/L		99
123) 1,3-dichlorobenzene	15.927	146	305814	53.10	ug/L		98
124) p-isopropyltoluene	15.870	119	541184m	55.04	ug/L		
126) 1,4-dichlorobenzene	16.006	146	305116	53.02	ug/L		99
127) 1,2-dichlorobenzene	16.373	146	312742	54.82	ug/L		99
128) n-butylbenzene	16.258	92	296728	58.35	ug/L		99
129) 1,2-dibromo-3-chloropr...	17.102	75	41383	60.20	ug/L		89
130) 1,3,5-trichlorobenzene	17.290	180	296246	62.16	ug/L	#	94
131) 1,2,4-trichlorobenzene	17.914	180	267460	60.44	ug/L		99
132) hexachlorobutadiene	18.035	225	144820	60.19	ug/L		99
133) naphthalene	18.187	128	559104	54.45	ug/L		100
134) 1,2,3-trichlorobenzene	18.433	180	242971	59.70	ug/L		99
135) hexachloroethane	16.619	201	110964	53.60	ug/L		97

(#) = qualifier out of range (m) = manual integration (+) = signals summed

Quantitation Report (QT Reviewed)

Data Path : C:\msdchem\1\DATA\v2c5521-22\
Data File : 2C121135.D
Acq On : 2 Jul 2014 11:03 am
Operator : toanp
Sample : bs
Misc : MS69894,V2C5522,w,,,,1
ALS Vial : 5 Sample Multiplier: 1

Quant Time: Jul 07 08:33:47 2014
Quant Method : C:\MSDCHEM\1\METHODS\M2C5480.M
Quant Title : SW846 8260B, Column ZB624 60mX0.25mmX1.4um
QLast Update : Tue Jul 01 14:19:01 2014
Response via : Initial Calibration

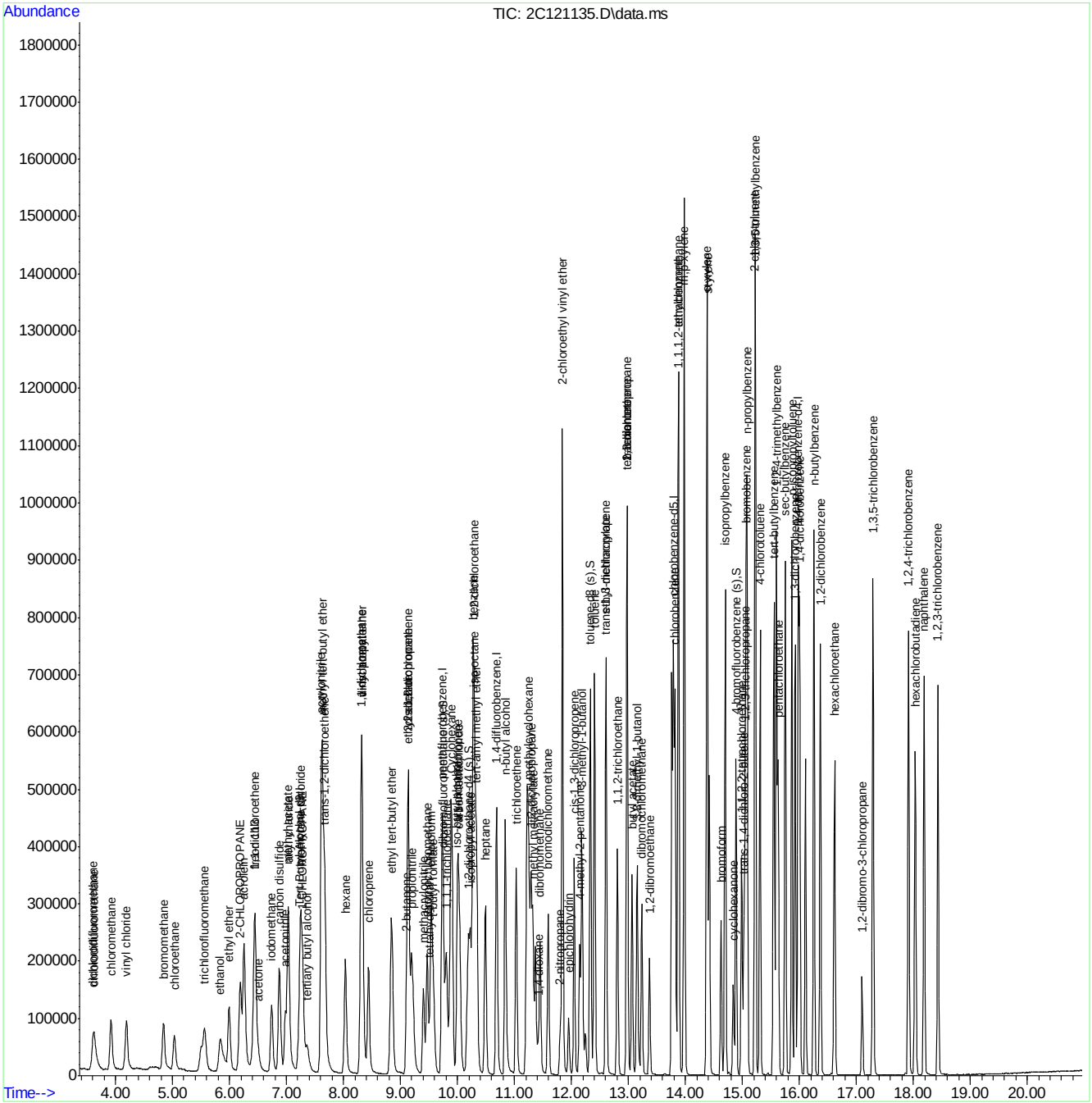

Manual Integration Approval Summary

Sample Number:	V2C5522-BS	**Method:**	SW846 8260C
Lab FileID:	2C121135.D	**Analyst approved:**	07/07/14 09:29 Dezaree Reis
Injection Time:	07/02/14 11:03	**Supervisor approved:**	07/08/14 12:46 Mei Chen

Parameter	CAS	Sig#	R.T. (min.)	Reason
p-Isopropyltoluene	99-87-6		15.87	Missed peak

Quantitation Report (Qedit)

Data Path : C:\msdchem\1\DATA\v2c5521-22\
Data File : 2C121135.D
Acq On : 2 Jul 2014 11:03 am
Operator : toanp
Sample : bs
Misc : MS69894,V2C5522,w,,,,1
ALS Vial : 5 Sample Multiplier: 1

Quant Time: Jul 02 11:26:53 2014
Quant Method : C:\MSDCHEM\1\METHODS\M2C5480.M
Quant Title : SW846 8260B, Column ZB624 60mX0.25mmX1.4um
QLast Update : Tue Jul 01 14:19:01 2014
Response via : Initial Calibration

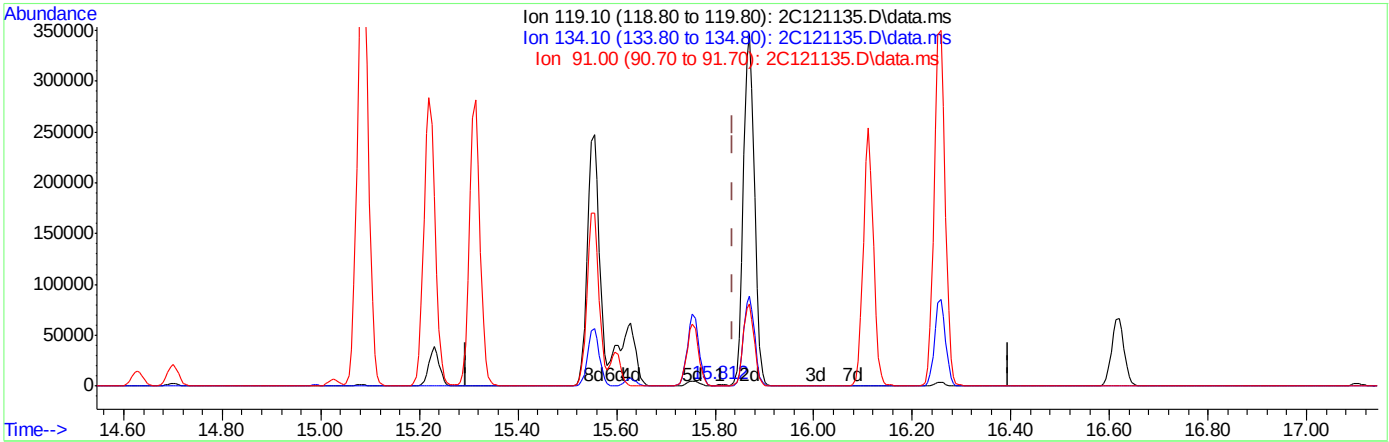

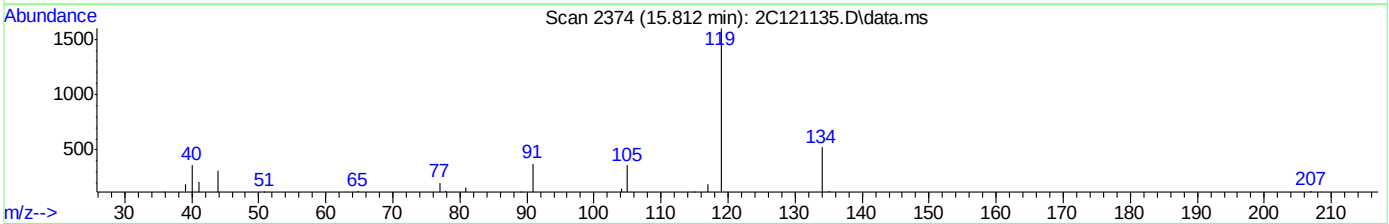

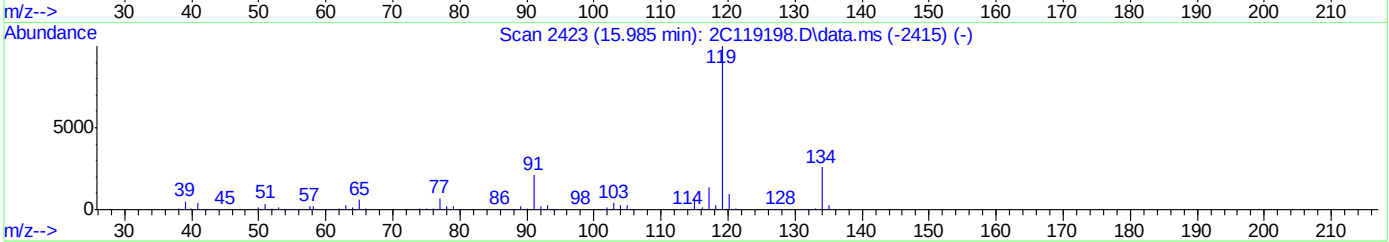

TIC: 2C121135.D\data.ms

(124) p-isopropyltoluene

15.812min (-0.024) 0.22ug/L

response 2142

Ion	Exp%	Act%
119.10	100	100
134.10	25.40	24.10
91.00	20.90	10.98
0.00	0.00	0.00

Quantitation Report (Qedit)

Data Path : C:\msdchem\1\DATA\v2c5521-22\
Data File : 2C121135.D
Acq On : 2 Jul 2014 11:03 am
Operator : toanp
Sample : bs
Misc : MS69894,V2C5522,w,,,,1
ALS Vial : 5 Sample Multiplier: 1

Quant Time: Jul 02 11:26:53 2014
Quant Method : C:\MSDCHEM\1\METHODS\M2C5480.M
Quant Title : SW846 8260B, Column ZB624 60mX0.25mmX1.4um
QLast Update : Tue Jul 01 14:19:01 2014
Response via : Initial Calibration

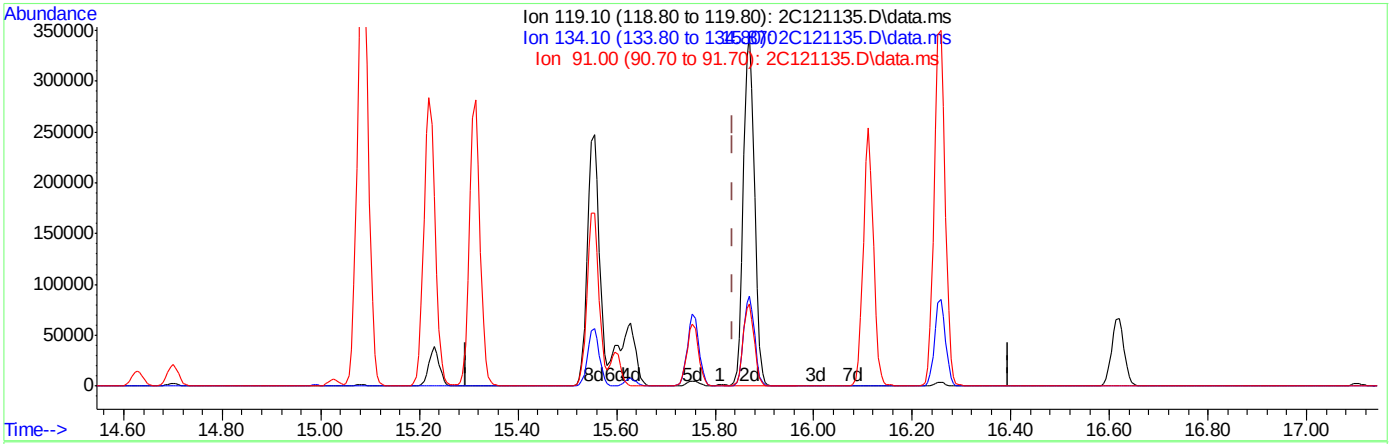

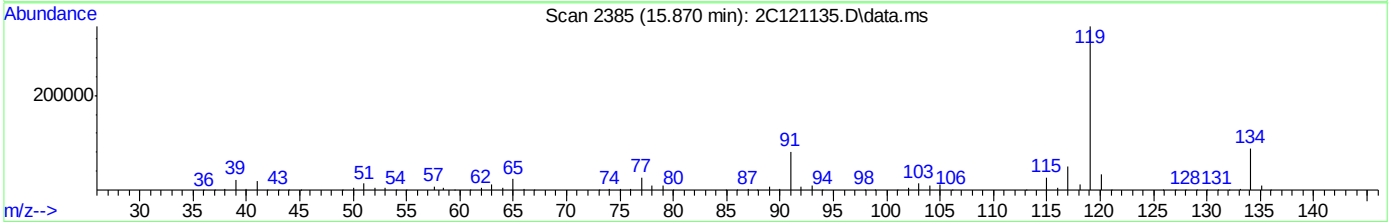

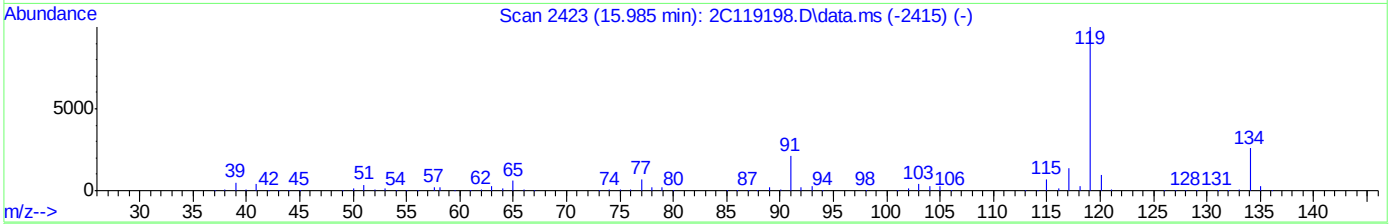

TIC: 2C121135.D\data.ms

(124) p-isopropyltoluene

15.870min (+0.034) 55.04ug/L m

response 541184

Ion	Exp%	Act%
119.10	100	100
134.10	25.40	25.62
91.00	20.90	23.44
0.00	0.00	0.00

Quantitation Report (QT Reviewed)

Data Path : C:\MSDChem\1\DATA\
Data File : 3C111169.D
Acq On : 27 Jun 2014 7:27 pm
Operator : prashans
Sample : JB70128-13MS
Misc : MS69718,V3C5008,5.2,,,,1
ALS Vial : 10 Sample Multiplier: 1

Quant Time: Jun 30 15:17:58 2014
Quant Method : C:\MSDCHEM\1\METHODS\M3C4989.M
Quant Title : Method SW846 8260B, ZB624 60m x 0.25mm x 1.4um
QLast Update : Wed Jun 18 08:58:10 2014
Response via : Initial Calibration

Internal Standards	R.T.	QIon	Response	Conc	Units		Dev(Min)
1) Tert Butyl Alcohol-d9	7.31	65	65709	500.00	ug/L		0.00
5) pentafluorobenzene	9.54	168	196393	50.00	ug/L		0.00
53) 1,4-difluorobenzene	10.46	114	265139	50.00	ug/L		0.00
82) chlorobenzene-d5	13.59	117	179776	50.00	ug/L		0.00
97) 1,4-dichlorobenzene-d4	15.88	152	73329	50.00	ug/L		0.00
System Monitoring Compounds							
44) dibromofluoromethane (s)	9.59	113	96596	53.99	ug/L		0.00
Spiked Amount 50.000	Range 59 - 130		Recovery = 107.98%				
45) 1,2-dichloroethane-d4 (s)	10.01	65	126852	48.23	ug/L		0.00
Spiked Amount 50.000	Range 65 - 123		Recovery = 96.46%				
74) toluene-d8 (s)	12.09	98	363904	52.98	ug/L		0.00
Spiked Amount 50.000	Range 80 - 124		Recovery = 105.96%				
99) 4-bromofluorobenzene (s)	14.73	95	127213	57.33	ug/L		0.00
Spiked Amount 50.000	Range 71 - 132		Recovery = 114.66%				
Target Compounds							Qvalue
2) 1,4-dioxane	11.17	88	21287	1541.55	ug/L	#	98
3) tertiary butyl alcohol	7.42	59	62960	288.33	ug/L		88
6) chlorodifluoromethane	3.99	51	82444	33.43	ug/L		93
7) dichlorodifluoromethane	3.97	85	131184	48.00	ug/L		98
8) chloromethane	4.31	50	156587	46.26	ug/L		98
9) vinyl chloride	4.57	62	130767	46.88	ug/L		98
10) bromomethane	5.21	94	61919	42.98	ug/L		94
11) chloroethane	5.37	64	59914	47.07	ug/L		93
14) trichlorofluoromethane	5.81	101	152861	52.08	ug/L		97
15) ethyl ether	6.22	74	53489	46.69	ug/L		98
16) acrolein	6.47	56	91241	239.41	ug/L		99
17) 1,1-dichloroethene	6.64	61	180508	51.55	ug/L		99
18) acetone	6.69	58	20195	81.53	ug/L	#	86
19) allyl chloride	7.17	76	52754	46.38	ug/L		92
20) acetonitrile	7.11	40	52871	270.42	ug/L		96
21) iodomethane	6.92	142	135471	48.99	ug/L		99
22) iso-butyl alcohol	9.82	41	33721	413.73	ug/L		95
23) carbon disulfide	7.06	76	338629	47.42	ug/L		96
24) methylene chloride	7.36	84	98916	42.91	ug/L		98
25) methyl acetate	7.15	74	11985	43.10	ug/L		99
26) methyl tert butyl ether	7.68	73	273835	41.55	ug/L		95
27) trans-1,2-dichloroethene	7.73	61	180143	49.89	ug/L		99
28) di-isopropyl ether	8.27	45	457864	50.60	ug/L		87
29) ethyl tert-butyl ether	8.74	59	386441	48.11	ug/L		99
30) 2-butanone	8.99	72	14415	61.48	ug/L		60
31) 1,1-dichloroethane	8.29	63	214618	50.49	ug/L		100
32) chloroprene	8.40	53	173513	47.88	ug/L		98
33) acrylonitrile	7.67	53	132904	189.11	ug/L		97
34) vinyl acetate	8.28	86	11623	37.50	ug/L		66
35) ethyl acetate	9.01	45	12492	43.57	ug/L		54
36) 2,2-dichloropropane	9.03	77	192025	53.94	ug/L		98
37) cis-1,2-dichloroethene	9.02	61	212321	50.53	ug/L		99
38) propionitrile	9.08	54	107773	398.23	ug/L		99

Quantitation Report (QT Reviewed)

Data Path : C:\MSDChem\1\DATA\
Data File : 3C111169.D
Acq On : 27 Jun 2014 7:27 pm
Operator : prashans
Sample : JB70128-13MS
Misc : MS69718,V3C5008,5.2,,,,1
ALS Vial : 10 Sample Multiplier: 1

Quant Time: Jun 30 15:17:58 2014
Quant Method : C:\MSDCHEM\1\METHODS\M3C4989.M
Quant Title : Method SW846 8260B, ZB624 60m x 0.25mm x 1.4um
QLast Update : Wed Jun 18 08:58:10 2014
Response via : Initial Calibration

Internal Standards	R.T.	QIon	Response	Conc	Units		Dev(Min)
39) Methyl Acrylate	9.09	85	9693	39.37	ug/L		95
40) bromochloromethane	9.34	128	40951	48.19	ug/L		96
41) tetrahydrofuran	9.38	72	10259	42.56	ug/L		92
42) chloroform	9.39	83	188592	46.94	ug/L		97
43) tert-Butyl Formate	9.43	59	88655	48.40	ug/L		99
46) freon 113	6.62	151	62259	45.38	ug/L		95
47) methacrylonitrile	9.27	41	54389	41.87	ug/L		97
48) 1,1,1-trichloroethane	9.65	97	171889	52.17	ug/L		99
49) Cyclohexane	9.73	84	156751	48.63	ug/L		94
51) 2,2,4-trimethylpentane	10.09	57	416723	41.11	ug/L		93
52) tert-amyl methyl ether	10.12	73	309932	43.64	ug/L		98
54) epichlorohydrin	11.71	57	40675	219.00	ug/L		98
55) n-butyl alcohol	10.57	56	135918	2087.08	ug/L		97
56) carbon tetrachloride	9.86	117	146447	53.36	ug/L		97
57) 1,1-dichloropropene	9.83	75	152424	50.66	ug/L		98
58) hexane	8.03	57	154057	45.37	ug/L		98
59) benzene	10.09	78	413235	46.75	ug/L		99
60) heptane	10.26	57	89896	43.18	ug/L		95
61) isopropyl acetate	10.00	87	17038	45.73	ug/L	#	64
62) 1,2-dichloroethane	10.10	62	148658	50.56	ug/L		98
63) trichloroethene	10.80	95	100926	49.68	ug/L		98
66) 2-nitropropane	11.57	41	36883	47.31	ug/L		97
67) 2-chloroethyl vinyl ether	11.59	63	210229	265.51	ug/L		99
68) methyl methacrylate	11.07	100	16137	41.82	ug/L	#	78
69) 1,2-dichloropropane	11.06	63	113534	48.29	ug/L		96
70) methylcyclohexane	11.02	83	309416	83.45	ug/L		96
71) dibromomethane	11.23	93	47725	46.13	ug/L		95
72) bromodichloromethane	11.35	83	132853	50.38	ug/L		98
73) cis-1,3-dichloropropene	11.81	75	151765	47.36	ug/L		94
75) 4-methyl-2-pentanone	11.89	58	30308	42.23	ug/L		96
76) toluene	12.17	91	371073	44.13	ug/L		100
77) 3-methyl-1-butanol	11.92	70	43939	820.50	ug/L		99
78) trans-1,3-dichloropropene	12.36	75	129578	44.99	ug/L		94
79) ethyl methacrylate	12.35	69	91087	41.35	ug/L		93
80) 1,1,2-trichloroethane	12.57	97	68502	51.07	ug/L		97
81) 2-hexanone	12.74	58	31384	49.27	ug/L		98
83) tetrachloroethene	12.75	166	78235	47.34	ug/L		96
84) 1,3-dichloropropane	12.75	76	110866	46.38	ug/L		100
85) butyl acetate	12.81	56	44682	42.91	ug/L		99
86) dibromochloromethane	13.01	129	67041	48.67	ug/L		99
87) 1,2-dibromoethane	13.17	107	52389	45.23	ug/L		99
88) 3,3-Dimethyl-1-Butanol	12.91	57	77141	407.72	ug/L		97
89) chlorobenzene	13.62	112	189789	44.28	ug/L		98
90) 1,1,1,2-tetrachloroethane	13.68	131	72745	48.79	ug/L		98
91) ethylbenzene	13.67	91	371495	45.41	ug/L		99
92) m,p-xylene	13.78	106	262955	92.47	ug/L		100
93) o-xylene	14.19	91	304574	47.09	ug/L		99
94) styrene	14.20	104	188707	46.46	ug/L		98
96) bromoform	14.46	173	36888	45.11	ug/L		97
98) isopropylbenzene	14.53	105	332988	45.85	ug/L		98

Quantitation Report (QT Reviewed)

Data Path : C:\MSDChem\1\DATA\
Data File : 3C111169.D
Acq On : 27 Jun 2014 7:27 pm
Operator : prashans
Sample : JB70128-13MS
Misc : MS69718,V3C5008,5.2,,,,1
ALS Vial : 10 Sample Multiplier: 1

Quant Time: Jun 30 15:17:58 2014
Quant Method : C:\MSDCHEM\1\METHODS\M3C4989.M
Quant Title : Method SW846 8260B, ZB624 60m x 0.25mm x 1.4um
QLast Update : Wed Jun 18 08:58:10 2014
Response via : Initial Calibration

Internal Standards	R.T.	QIon	Response	Conc	Units	Dev(Min)
100) bromobenzene	14.92	156	67443	44.36	ug/L	88
101) cyclohexanone	14.69	55	177414	538.95	ug/L	95
102) 1,1,2,2-tetrachloroethane	14.83	83	66304	41.78	ug/L	96
103) trans-1,4-dichloro-2-buten	14.87	53	22500	45.40	ug/L	88
104) 1,2,3-trichloropropane	14.90	110	16737	42.90	ug/L	94
105) n-propylbenzene	14.93	91	371752	45.99	ug/L	99
107) 2-chlorotoluene	15.08	126	70817	45.09	ug/L	99
108) 4-chlorotoluene	15.17	126	71247	44.70	ug/L	95
109) 1,3,5-trimethylbenzene	15.08	105	274685	45.68	ug/L	98
110) tert-butylbenzene	15.43	119	221497	45.15	ug/L	99
111) pentachloroethane	15.51	167	43103	47.44	ug/L	96
112) 1,2,4-trimethylbenzene	15.47	105	263205	44.80	ug/L	99
113) sec-butylbenzene	15.63	105	317991	43.12	ug/L	99
114) 1,3-dichlorobenzene	15.82	146	122535	40.88	ug/L	98
115) p-isopropyltoluene	15.75	119	257402	43.88	ug/L	98
116) 1,4-dichlorobenzene	15.91	146	119513	39.70	ug/L	98
117) 1,2-dichlorobenzene	16.29	146	110542	39.63	ug/L	98
119) n-butylbenzene	16.16	92	127137	41.08	ug/L	99
121) 1,2-dibromo-3-chloropropan	17.06	157	9505	39.05	ug/L	94
122) 1,3,5-Trichlorobenzene	17.25	180	88886	40.93	ug/L	100
123) 1,2,4-trichlorobenzene	17.88	180	65231	39.96	ug/L	96
124) hexachlorobutadiene	17.99	225	43955	33.65	ug/L	93
125) naphthalene	18.15	128	123384	35.88	ug/L	99
126) 1,2,3-trichlorobenzene	18.40	180	54912	35.98	ug/L	97
127) hexachloroethane	16.55	119	48530	45.32	ug/L	95
128) Benzyl chloride	16.02	91	121634	44.74	ug/L	98

(#) = qualifier out of range (m) = manual integration (+) = signals summed

Quantitation Report (QT Reviewed)

Data Path : C:\MSDChem\1\DATA\
Data File : 3C111169.D
Acq On : 27 Jun 2014 7:27 pm
Operator : prashans
Sample : JB70128-13MS
Misc : MS69718,V3C5008,5.2,,,,1
ALS Vial : 10 Sample Multiplier: 1

Quant Time: Jun 30 15:17:58 2014
Quant Method : C:\MSDCHEM\1\METHODS\M3C4989.M
Quant Title : Method SW846 8260B, ZB624 60m x 0.25mm x 1.4um
QLast Update : Wed Jun 18 08:58:10 2014
Response via : Initial Calibration

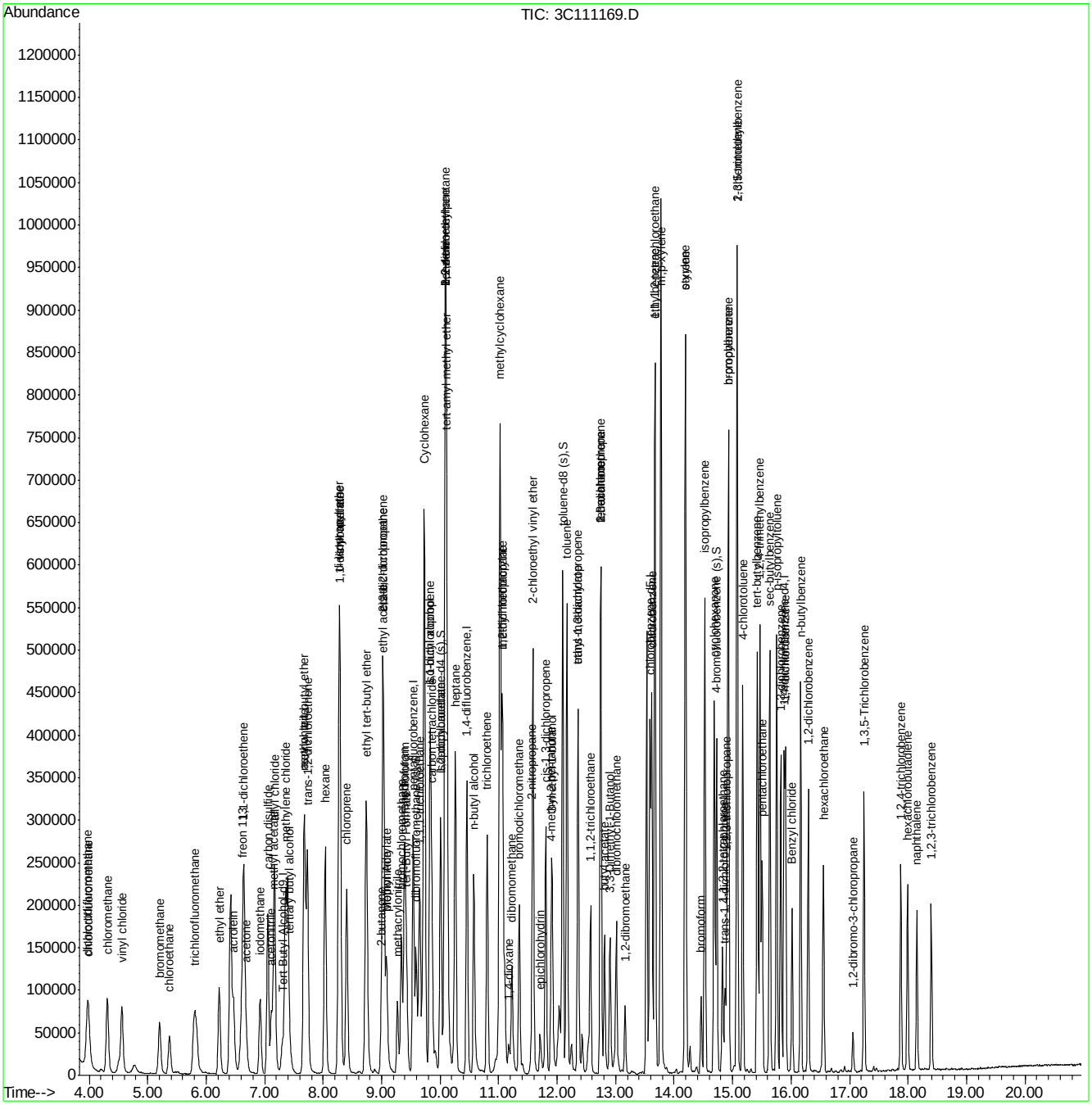

Quantitation Report (QT Reviewed)

Data Path : C:\MSDChem\1\DATA\
Data File : 3C111170.D
Acq On : 27 Jun 2014 7:54 pm
Operator : prashans
Sample : JB70128-13MSD
Misc : MS69718,V3C5008,4.7,,,,1
ALS Vial : 11 Sample Multiplier: 1

Quant Time: Jun 30 15:18:22 2014
Quant Method : C:\MSDCHEM\1\METHODS\M3C4989.M
Quant Title : Method SW846 8260B, ZB624 60m x 0.25mm x 1.4um
QLast Update : Wed Jun 18 08:58:10 2014
Response via : Initial Calibration

Internal Standards	R.T.	QIon	Response	Conc	Units	Dev(Min)
1) Tert Butyl Alcohol-d9	7.30	65	76766	500.00	ug/L	0.00
5) pentafluorobenzene	9.54	168	203097	50.00	ug/L	0.00
53) 1,4-difluorobenzene	10.46	114	280089	50.00	ug/L	0.00
82) chlorobenzene-d5	13.59	117	190599	50.00	ug/L	0.00
97) 1,4-dichlorobenzene-d4	15.88	152	76455	50.00	ug/L	0.00
System Monitoring Compounds						
44) dibromofluoromethane (s)	9.59	113	101878	55.06	ug/L	0.00
Spiked Amount 50.000	Range 59 - 130		Recovery = 110.12%			
45) 1,2-dichloroethane-d4 (s)	10.01	65	136063	50.02	ug/L	0.00
Spiked Amount 50.000	Range 65 - 123		Recovery = 100.04%			
74) toluene-d8 (s)	12.09	98	381736	52.61	ug/L	0.00
Spiked Amount 50.000	Range 80 - 124		Recovery = 105.22%			
99) 4-bromofluorobenzene (s)	14.73	95	134164	57.99	ug/L	0.00
Spiked Amount 50.000	Range 71 - 132		Recovery = 115.98%			
Target Compounds						Qvalue
2) 1,4-dioxane	11.17	88	19534	1210.85	ug/L #	99
3) tertiary butyl alcohol	7.42	59	57817	226.64	ug/L	90
6) chlorodifluoromethane	3.98	51	80146	31.42	ug/L	92
7) dichlorodifluoromethane	3.97	85	136132	48.17	ug/L	98
8) chloromethane	4.31	50	166083	47.44	ug/L	96
9) vinyl chloride	4.56	62	136561	47.34	ug/L	99
10) bromomethane	5.20	94	63265	42.46	ug/L	94
11) chloroethane	5.37	64	62982	47.85	ug/L	95
14) trichlorofluoromethane	5.81	101	159403	52.52	ug/L	100
15) ethyl ether	6.22	74	52897	44.65	ug/L	98
16) acrolein	6.47	56	42815	108.63	ug/L	92
17) 1,1-dichloroethene	6.64	61	178361	49.25	ug/L	99
18) acetone	6.68	58	21933	85.62	ug/L	92
19) allyl chloride	7.17	76	51964	44.18	ug/L	97
20) acetonitrile	7.11	40	52027	257.32	ug/L	96
21) iodomethane	6.92	142	125614	43.93	ug/L	99
22) iso-butyl alcohol	9.82	41	32678	387.70	ug/L	98
23) carbon disulfide	7.05	76	313560	42.46	ug/L	97
24) methylene chloride	7.35	84	96611	40.52	ug/L	99
25) methyl acetate	7.16	74	11910	41.41	ug/L	99
26) methyl tert butyl ether	7.68	73	270819	39.74	ug/L	97
27) trans-1,2-dichloroethene	7.73	61	171237	45.86	ug/L	99
28) di-isopropyl ether	8.27	45	435372	46.52	ug/L	84
29) ethyl tert-butyl ether	8.74	59	367208	44.20	ug/L	99
30) 2-butanone	8.99	72	14618	60.29	ug/L	49
31) 1,1-dichloroethane	8.29	63	211011	48.00	ug/L	100
32) chloroprene	8.40	53	164199	43.82	ug/L	98
33) acrylonitrile	7.67	53	130854	180.05	ug/L	99
34) vinyl acetate	8.28	86	10757	33.56	ug/L	30
35) ethyl acetate	9.01	45	12223	41.23	ug/L	77
36) 2,2-dichloropropane	9.03	77	186220	50.58	ug/L	97
37) cis-1,2-dichloroethene	9.02	61	204132	46.98	ug/L	99
38) propionitrile	9.08	54	104224	372.40	ug/L	87

Quantitation Report (QT Reviewed)

Data Path : C:\MSDChem\1\DATA\
Data File : 3C111170.D
Acq On : 27 Jun 2014 7:54 pm
Operator : prashans
Sample : JB70128-13MSD
Misc : MS69718,V3C5008,4.7,,,,1
ALS Vial : 11 Sample Multiplier: 1

Quant Time: Jun 30 15:18:22 2014
Quant Method : C:\MSDCHEM\1\METHODS\M3C4989.M
Quant Title : Method SW846 8260B, ZB624 60m x 0.25mm x 1.4um
QLast Update : Wed Jun 18 08:58:10 2014
Response via : Initial Calibration

Internal Standards	R.T.	QIon	Response	Conc	Units		Dev(Min)
39) Methyl Acrylate	9.09	85	9458	37.38	ug/L		94
40) bromochloromethane	9.34	128	39888	45.39	ug/L		95
41) tetrahydrofuran	9.38	72	9952	39.92	ug/L		92
42) chloroform	9.39	83	181979	43.80	ug/L		98
43) tert-Butyl Formate	9.42	59	82303	43.45	ug/L	#	88
46) freon 113	6.62	151	59181	41.72	ug/L		91
47) methacrylonitrile	9.27	41	51452	38.30	ug/L		99
48) 1,1,1-trichloroethane	9.65	97	167863	49.27	ug/L		98
49) Cyclohexane	9.72	84	144977	43.49	ug/L		92
51) 2,2,4-trimethylpentane	10.09	57	301835	28.79	ug/L		91
52) tert-amyl methyl ether	10.12	73	294761	40.14	ug/L		99
54) epichlorohydrin	11.71	57	39080	199.18	ug/L		96
55) n-butyl alcohol	10.57	56	139649	2035.56	ug/L		100
56) carbon tetrachloride	9.85	117	134704	46.46	ug/L		98
57) 1,1-dichloropropene	9.83	75	141356	44.48	ug/L		99
58) hexane	8.03	57	125939	35.11	ug/L		97
59) benzene	10.09	78	401132	42.96	ug/L		99
60) heptane	10.26	57	62784	28.54	ug/L		99
61) isopropyl acetate	10.01	87	15767	40.06	ug/L	#	63
62) 1,2-dichloroethane	10.10	62	142071	45.74	ug/L		99
63) trichloroethene	10.80	95	95264	44.39	ug/L		98
66) 2-nitropropane	11.57	41	34034	41.32	ug/L		94
67) 2-chloroethyl vinyl ether	11.59	63	192362	229.98	ug/L		99
68) methyl methacrylate	11.06	100	15553	38.16	ug/L	#	66
69) 1,2-dichloropropane	11.06	63	108466	43.67	ug/L		95
70) methylcyclohexane	11.02	83	175250	44.74	ug/L		96
71) dibromomethane	11.22	93	45954	42.05	ug/L		95
72) bromodichloromethane	11.35	83	126501	45.41	ug/L		96
73) cis-1,3-dichloropropene	11.81	75	141377	41.77	ug/L		93
75) 4-methyl-2-pentanone	11.89	58	28430	37.50	ug/L		93
76) toluene	12.17	91	347306	39.10	ug/L		99
77) 3-methyl-1-butanol	11.91	70	41252	738.93	ug/L		99
78) trans-1,3-dichloropropene	12.36	75	117976	38.77	ug/L		95
79) ethyl methacrylate	12.35	69	88501	38.03	ug/L		97
80) 1,1,2-trichloroethane	12.57	97	61628	43.50	ug/L		98
81) 2-hexanone	12.74	58	29154	43.33	ug/L		88
83) tetrachloroethene	12.75	166	73908	42.19	ug/L		99
84) 1,3-dichloropropane	12.75	76	105486	41.63	ug/L		100
85) butyl acetate	12.81	56	39412	35.70	ug/L		93
86) dibromochloromethane	13.01	129	61396	42.04	ug/L		98
87) 1,2-dibromoethane	13.16	107	48687	39.65	ug/L		98
88) 3,3-Dimethyl-1-Butanol	12.90	57	71744	362.66	ug/L		99
89) chlorobenzene	13.62	112	169897	37.39	ug/L		99
90) 1,1,1,2-tetrachloroethane	13.68	131	67044	42.41	ug/L		97
91) ethylbenzene	13.67	91	333502	38.45	ug/L		99
92) m,p-xylene	13.78	106	235422	78.09	ug/L		98
93) o-xylene	14.19	91	273856	39.93	ug/L		99
94) styrene	14.20	104	164641	38.23	ug/L		95
96) bromoform	14.46	173	32963	38.02	ug/L		96
98) isopropylbenzene	14.53	105	288714	38.13	ug/L		99

Quantitation Report (QT Reviewed)

Data Path : C:\MSDChem\1\DATA\
Data File : 3C111170.D
Acq On : 27 Jun 2014 7:54 pm
Operator : prashans
Sample : JB70128-13MSD
Misc : MS69718,V3C5008,4.7,,,,1
ALS Vial : 11 Sample Multiplier: 1

Quant Time: Jun 30 15:18:22 2014
Quant Method : C:\MSDCHEM\1\METHODS\M3C4989.M
Quant Title : Method SW846 8260B, ZB624 60m x 0.25mm x 1.4um
QLast Update : Wed Jun 18 08:58:10 2014
Response via : Initial Calibration

Internal Standards	R.T.	QIon	Response	Conc Units	Dev(Min)
100) bromobenzene	14.92	156	58357	36.81 ug/L	94
101) cyclohexanone	14.69	55	170984	498.18 ug/L	95
102) 1,1,2,2-tetrachloroethane	14.83	83	61938	37.43 ug/L	98
103) trans-1,4-dichloro-2-buten	14.87	53	20676	40.01 ug/L	82
104) 1,2,3-trichloropropane	14.90	110	15296	37.60 ug/L	90
105) n-propylbenzene	14.93	91	309302	36.70 ug/L	98
107) 2-chlorotoluene	15.07	126	60048	36.67 ug/L	96
108) 4-chlorotoluene	15.17	126	58719	35.34 ug/L	95
109) 1,3,5-trimethylbenzene	15.08	105	230262	36.72 ug/L	99
110) tert-butylbenzene	15.43	119	184224	36.02 ug/L	99
111) pentachloroethane	15.51	167	34997	36.94 ug/L	97
112) 1,2,4-trimethylbenzene	15.47	105	220353	35.98 ug/L	98
113) sec-butylbenzene	15.63	105	255422	33.22 ug/L	98
114) 1,3-dichlorobenzene	15.82	146	98156	31.41 ug/L	99
115) p-isopropyltoluene	15.75	119	203527	33.27 ug/L	99
116) 1,4-dichlorobenzene	15.91	146	95208	30.33 ug/L	100
117) 1,2-dichlorobenzene	16.29	146	89267	30.69 ug/L	98
119) n-butylbenzene	16.16	92	94863	29.40 ug/L	98
121) 1,2-dibromo-3-chloropropan	17.06	157	8603	33.90 ug/L	96
122) 1,3,5-Trichlorobenzene	17.25	180	62421	27.57 ug/L	99
123) 1,2,4-trichlorobenzene	17.88	180	44918	26.39 ug/L	95
124) hexachlorobutadiene	17.99	225	30575	22.45 ug/L	93
125) naphthalene	18.15	128	103574	28.89 ug/L	99
126) 1,2,3-trichlorobenzene	18.40	180	38762	24.36 ug/L	99
127) hexachloroethane	16.55	119	34137	30.58 ug/L	97
128) Benzyl chloride	16.02	91	101307	35.74 ug/L	98

(#) = qualifier out of range (m) = manual integration (+) = signals summed

Quantitation Report (QT Reviewed)

Data Path : C:\MSDChem\1\DATA\
Data File : 3C111170.D
Acq On : 27 Jun 2014 7:54 pm
Operator : prashans
Sample : JB70128-13MSD
Misc : MS69718,V3C5008,4.7,,,,1
ALS Vial : 11 Sample Multiplier: 1

Quant Time: Jun 30 15:18:22 2014
Quant Method : C:\MSDCHEM\1\METHODS\M3C4989.M
Quant Title : Method SW846 8260B, ZB624 60m x 0.25mm x 1.4um
QLast Update : Wed Jun 18 08:58:10 2014
Response via : Initial Calibration

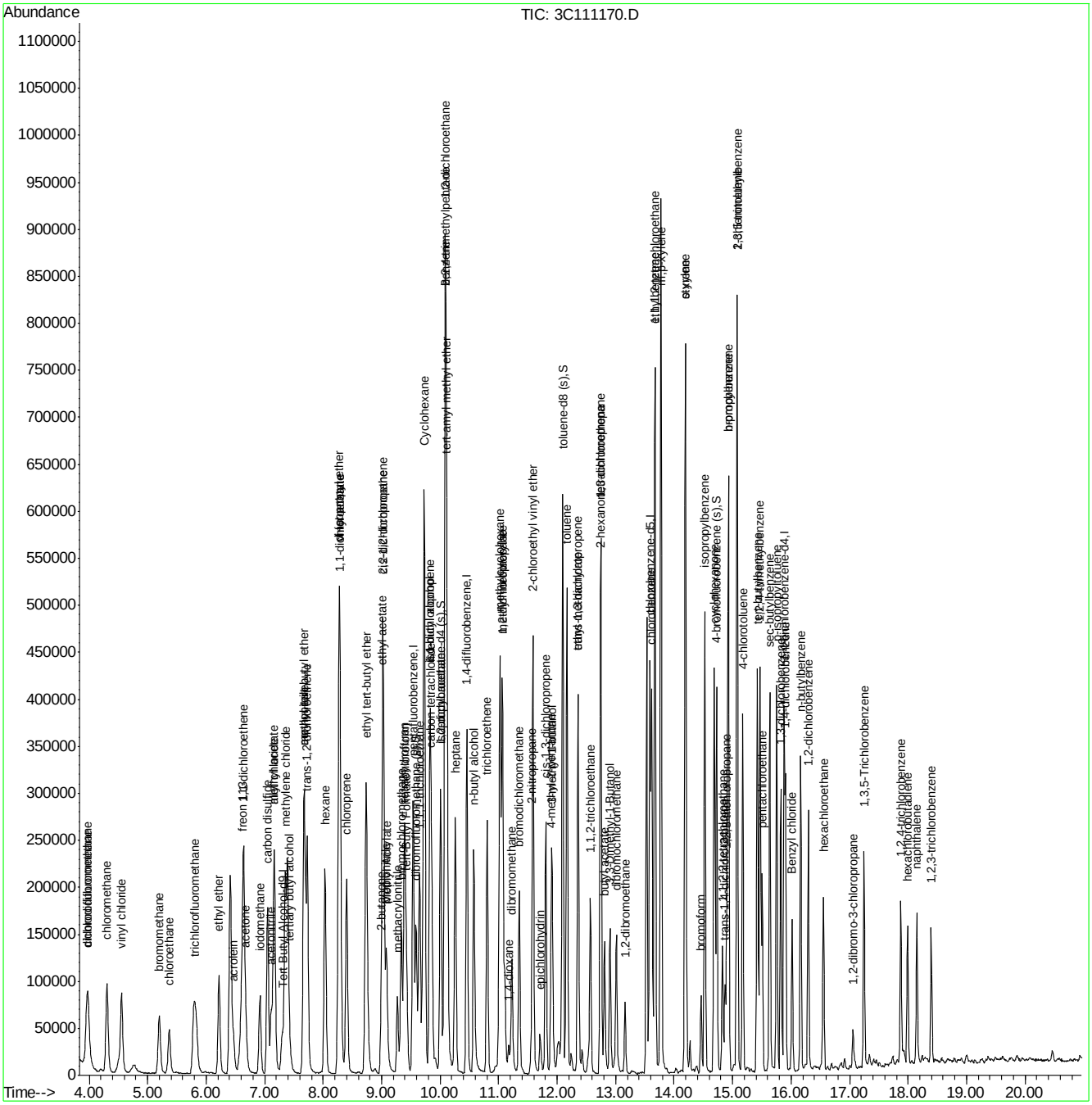

Quantitation Report (QT Reviewed)

Data Path : C:\MSDCHEM\1\DATA\
Data File : Y146915.D
Acq On : 1 Jul 2014 7:43 pm
Operator : prashans
Sample : JB70517-1MS
Misc : MS69998,VY6385,5.3,,,,1
ALS Vial : 9 Sample Multiplier: 1

Quant Time: Jul 02 08:52:16 2014
Quant Method : C:\MSDCHEM\1\METHODS\MYS6377.M
Quant Title : Method SW846 8260B, ZB624 60m x 0.25mm x 1.4um
QLast Update : Wed Jun 25 11:30:58 2014
Response via : Initial Calibration

Internal Standards	R.T.	QIon	Response	Conc	Units		Dev(Min)
1) Tert Butyl Alcohol-d9	7.36	65	58786	500.00	ug/L		0.00
5) pentafluorobenzene	9.53	168	177132	50.00	ug/L		0.00
58) 1,4-difluorobenzene	10.44	114	213387	50.00	ug/L		0.00
88) chlorobenzene-d5	13.56	117	179552	50.00	ug/L		0.00
103) 1,4-dichlorobenzene-d4	15.85	152	90592	50.00	ug/L		0.00
System Monitoring Compounds							
50) dibromofluoromethane (s)	9.61	113	69161	50.02	ug/L		0.00
Spiked Amount 50.000	Range 59 - 130		Recovery = 100.04%				
51) 1,2-dichloroethane-d4 (s)	10.03	65	65967	45.14	ug/L		0.00
Spiked Amount 50.000	Range 65 - 123		Recovery = 90.28%				
80) toluene-d8 (s)	12.06	98	261129	52.91	ug/L		0.00
Spiked Amount 50.000	Range 77 - 125		Recovery = 105.82%				
105) 4-bromofluorobenzene (s)	14.70	95	88116	48.55	ug/L		0.00
Spiked Amount 50.000	Range 71 - 132		Recovery = 97.10%				
Target Compounds							Qvalue
2) 1,4-dioxane	11.18	88	16705	1186.74	ug/L	#	98
4) tertiary butyl alcohol	7.47	59	37383	240.09	ug/L		99
11) chlorodifluoromethane	3.97	51	60443	52.52	ug/L		99
12) dichlorodifluoromethane	3.94	85	54492	40.52	ug/L		95
13) chloromethane	4.28	50	74758	39.43	ug/L		98
14) vinyl chloride	4.53	62	66647	39.29	ug/L		98
16) bromomethane	5.18	94	47739	39.32	ug/L		100
17) chloroethane	5.37	64	32669	41.81	ug/L		99
19) trichlorofluoromethane	5.81	101	73352	40.32	ug/L		98
20) ethyl ether	6.20	74	35513	48.15	ug/L		97
21) 2-chloropropane	6.43	63	25465	49.50	ug/L		94
22) acrolein	6.52	56	58366	207.88	ug/L		98
23) 1,1-dichloroethene	6.64	61	87551	46.72	ug/L		98
24) acetone	6.74	43	49247	62.03	ug/L		97
25) allyl chloride	7.18	76	30290	45.46	ug/L		97
26) acetonitrile	7.22	40	46380	437.02	ug/L		93
27) iodomethane	6.93	142	104505	44.14	ug/L		98
28) carbon disulfide	7.04	76	180436	40.37	ug/L		99
29) 1-chloropropane	7.39	42	110788	44.57	ug/L		100
30) methylene chloride	7.38	49	95017	41.09	ug/L		95
31) methyl acetate	7.18	74	9722	50.56	ug/L		96
32) methyl tert butyl ether	7.67	73	186688	45.82	ug/L		97
33) trans-1,2-dichloroethene	7.72	61	84645	45.04	ug/L		98
34) di-isopropyl ether	8.23	45	227568	46.71	ug/L		97
35) ethyl tert-butyl ether	8.70	59	212454	46.62	ug/L		99
36) 2-butanone	9.02	72	11190	59.35	ug/L	#	68
37) 1,1-dichloroethane	8.31	63	116875	47.76	ug/L		99
38) chloroprene	8.39	53	72666	41.84	ug/L		98
39) acrylonitrile	7.75	53	98309	218.46	ug/L		97
40) vinyl acetate	8.29	86	7233	37.83	ug/L		99
41) ethyl acetate	9.02	45	9139	45.38	ug/L	#	38
42) 2,2-dichloropropane	9.02	77	84194	44.07	ug/L		95
43) cis-1,2-dichloroethene	9.04	96	70750	44.78	ug/L		98

Quantitation Report (QT Reviewed)

Data Path : C:\MSDCHEM\1\DATA\
Data File : Y146915.D
Acq On : 1 Jul 2014 7:43 pm
Operator : prashans
Sample : JB70517-1MS
Misc : MS69998,VY6385,5.3,,,,1
ALS Vial : 9 Sample Multiplier: 1

Quant Time: Jul 02 08:52:16 2014
Quant Method : C:\MSDCHEM\1\METHODS\MYS6377.M
Quant Title : Method SW846 8260B, ZB624 60m x 0.25mm x 1.4um
QLast Update : Wed Jun 25 11:30:58 2014
Response via : Initial Calibration

Internal Standards	R.T.	QIon	Response	Conc Units		Dev(Min)
44) propionitrile	9.16	54	80107	462.96 ug/L		98
45) bromochloromethane	9.36	130	45393	46.13 ug/L		98
46) tetrahydrofuran	9.38	72	7960	44.47 ug/L		99
47) chloroform	9.40	83	113743	46.26 ug/L		99
48) tert-Butyl Formate	9.42	59	38881	42.18 ug/L		96
49) isobutyl alcohol	9.85	41	21057	425.20 ug/L	#	99
52) freon 113	6.57	151	42024	46.91 ug/L		98
53) methacrylonitrile	9.31	67	23078	44.13 ug/L		97
54) 1,1,1-trichloroethane	9.63	97	86923	45.49 ug/L		97
55) Cyclohexane	9.67	84	81609	41.83 ug/L	#	97
56) 2,2,4-trimethylpentane	10.02	57	170747	33.97 ug/L		99
57) tert-amyl methyl ether	10.08	73	199036	44.88 ug/L		99
59) epichlorohydrin	11.72	57	27716	211.64 ug/L		96
60) n-butyl alcohol	10.60	56	101014	2444.08 ug/L		96
61) carbon tetrachloride	9.81	117	73278	43.00 ug/L		98
62) 1,1-dichloropropene	9.80	75	79008	45.56 ug/L		98
63) hexane	7.97	57	70216	39.72 ug/L		98
65) benzene	10.07	78	259550	45.99 ug/L		100
66) heptane	10.18	57	36434	34.81 ug/L		98
67) isopropyl acetate	9.99	61	24301	43.77 ug/L	#	31
68) 1,2-dichloroethane	10.11	62	78051	49.05 ug/L		99
69) trichloroethene	10.77	95	63045	46.06 ug/L		97
71) 2-nitropropane	11.58	41	19818	44.32 ug/L		96
72) 2-chloroethyl vinyl ether	11.57	63	153007	262.70 ug/L		99
73) methyl methacrylate	11.05	69	40460	44.93 ug/L		97
74) 1,2-dichloropropane	11.06	63	69161	47.51 ug/L		99
75) methylcyclohexane	10.96	83	86002	38.18 ug/L		99
77) dibromomethane	11.23	93	38661	45.82 ug/L		99
78) bromodichloromethane	11.35	83	88026	46.97 ug/L		98
79) cis-1,3-dichloropropene	11.79	75	105116	44.36 ug/L		98
81) 4-methyl-2-pentanone	11.88	58	24456	46.80 ug/L		99
82) toluene	12.13	91	259374	42.74 ug/L		99
83) 3-methyl-1-butanol	11.91	70	33750	872.74 ug/L		97
84) trans-1,3-dichloropropene	12.35	75	91804	44.41 ug/L		100
85) ethyl methacrylate	12.32	69	76669	44.87 ug/L		95
86) 1,1,2-trichloroethane	12.56	83	48474	46.06 ug/L		100
87) 2-hexanone	12.72	58	32128	55.19 ug/L		97
89) tetrachloroethene	12.69	166	75647	49.35 ug/L		99
90) 1,3-dichloropropane	12.75	76	87889	46.21 ug/L		98
91) butyl acetate	12.78	56	33923	38.85 ug/L		100
92) dibromochloromethane	13.00	129	69174	46.55 ug/L		98
93) 1,2-dibromoethane	13.15	107	55384	45.28 ug/L		97
94) 3,3-Dimethyl-1-Butanol	12.89	57	62887	438.97 ug/L		98
96) chlorobenzene	13.59	112	165315	43.78 ug/L		99
97) 1,1,1,2-tetrachloroethane	13.65	131	62903	46.27 ug/L		99
98) ethylbenzene	13.62	91	268716	42.72 ug/L		99
99) m,p-xylene	13.73	106	208634	84.37 ug/L		97
100) o-xylene	14.15	91	218023	43.44 ug/L		99
101) styrene	14.16	104	172838	43.57 ug/L		100
102) bromoform	14.45	173	45215	44.05 ug/L		100

Quantitation Report (QT Reviewed)

Data Path : C:\MSDCHEM\1\DATA\
Data File : Y146915.D
Acq On : 1 Jul 2014 7:43 pm
Operator : prashans
Sample : JB70517-1MS
Misc : MS69998,VY6385,5.3,,,,1
ALS Vial : 9 Sample Multiplier: 1

Quant Time: Jul 02 08:52:16 2014
Quant Method : C:\MSDCHEM\1\METHODS\MYS6377.M
Quant Title : Method SW846 8260B, ZB624 60m x 0.25mm x 1.4um
QLast Update : Wed Jun 25 11:30:58 2014
Response via : Initial Calibration

Internal Standards	R.T.	QIon	Response	Conc Units	Dev(Min)
104) isopropylbenzene	14.48	105	246709	41.40 ug/L	98
107) bromobenzene	14.89	156	72711	44.12 ug/L	98
108) cyclohexanone	14.69	55	151638	522.68 ug/L	99
109) 1,1,2,2-tetrachloroethane	14.82	83	73164	44.07 ug/L	99
110) trans-1,4-dichloro-2-buten	14.86	53	16774	42.27 ug/L	100
111) 1,2,3-trichloropropane	14.89	110	15939	44.14 ug/L	97
112) n-propylbenzene	14.88	91	276977	41.44 ug/L	99
114) 2-chlorotoluene	15.04	126	61134	42.02 ug/L	94
115) 4-chlorotoluene	15.14	91	175883	40.64 ug/L	99
116) 1,3,5-trimethylbenzene	15.03	105	200885	40.71 ug/L	99
117) tert-butylbenzene	15.37	119	165167	41.13 ug/L	98
118) pentachloroethane	15.47	167	38275	38.47 ug/L	97
119) 1,2,4-trimethylbenzene	15.42	105	197835	40.60 ug/L	99
120) sec-butylbenzene	15.58	105	242783	38.30 ug/L	99
121) 1,3-dichlorobenzene	15.78	146	122356	40.25 ug/L	98
122) p-isopropyltoluene	15.70	119	203638	38.86 ug/L	100
123) 1,4-dichlorobenzene	15.87	146	124054	39.30 ug/L	99
124) 1,2-dichlorobenzene	16.26	146	117474	40.22 ug/L	99
125) n-butylbenzene	16.11	92	96219	35.50 ug/L	98
127) 1,2-dibromo-3-chloropropan	17.05	157	13258	41.83 ug/L	99
128) 1,3,5-Trichlorobenzene	17.20	180	86146	34.63 ug/L	99
129) 1,2,4-trichlorobenzene	17.84	180	72465	34.76 ug/L	100
131) hexachlorobutadiene	17.93	225	36809	29.31 ug/L	98
132) naphthalene	18.12	128	160172	37.73 ug/L	99
133) 1,2,3-trichlorobenzene	18.37	180	64519	33.31 ug/L	100
134) hexachloroethane	16.50	119	38902	37.80 ug/L	99
135) Benzyl chloride	15.99	91	114527	39.28 ug/L	99

(#) = qualifier out of range (m) = manual integration (+) = signals summed

Quantitation Report (QT Reviewed)

Data Path : C:\MSDCHEM\1\DATA\
Data File : Y146915.D
Acq On : 1 Jul 2014 7:43 pm
Operator : prashans
Sample : JB70517-1MS
Misc : MS69998,VY6385,5.3,,,,1
ALS Vial : 9 Sample Multiplier: 1

Quant Time: Jul 02 08:52:16 2014
Quant Method : C:\MSDCHEM\1\METHODS\MYS6377.M
Quant Title : Method SW846 8260B, ZB624 60m x 0.25mm x 1.4um
QLast Update : Wed Jun 25 11:30:58 2014
Response via : Initial Calibration

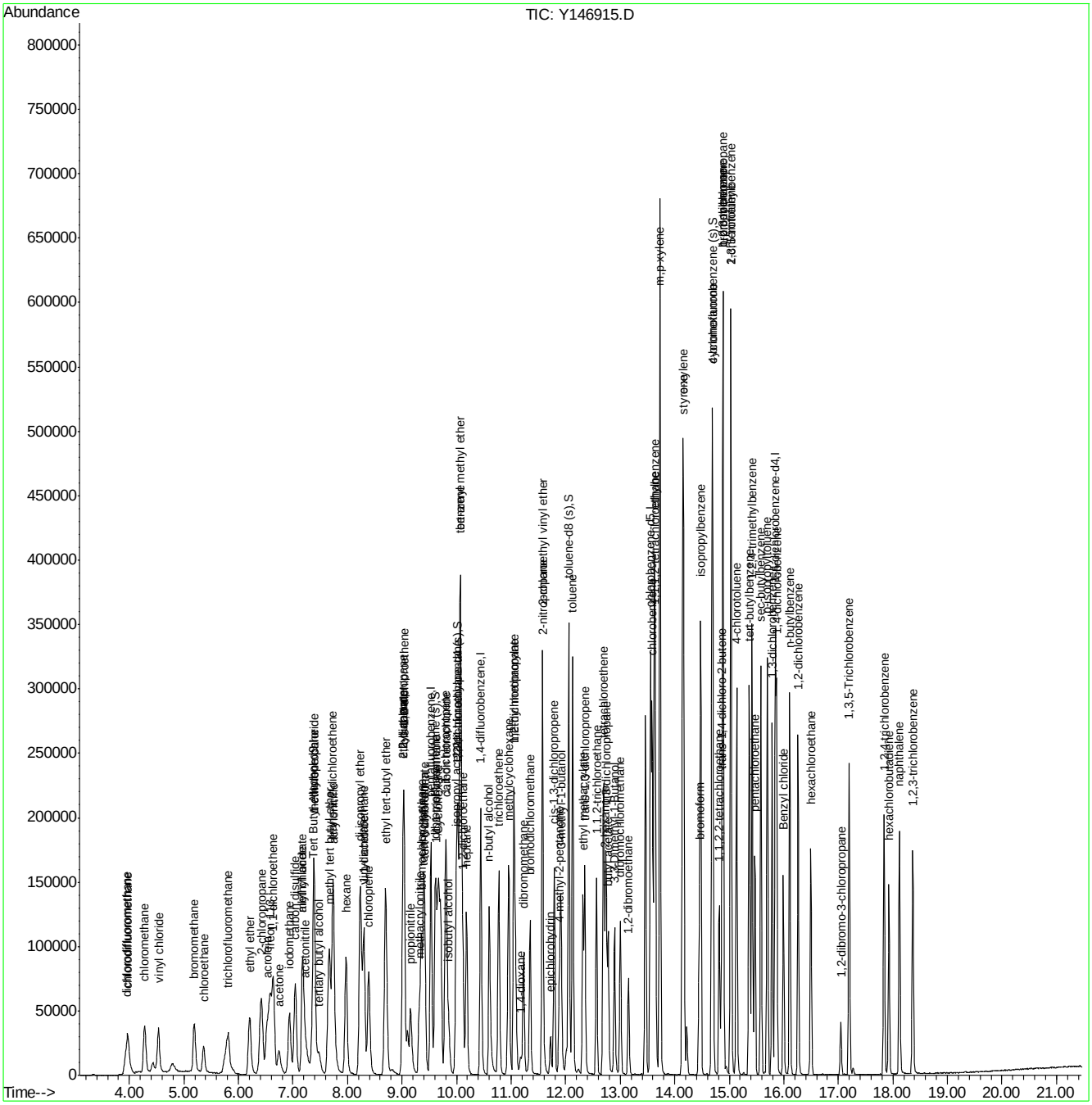

Quantitation Report (QT Reviewed)

Data Path : C:\MSDCHEM\1\DATA\
Data File : Y146916.D
Acq On : 1 Jul 2014 8:12 pm
Operator : prashans
Sample : JB70517-1MSD
Misc : MS69998,VY6385,5.2,,,,1
ALS Vial : 10 Sample Multiplier: 1

Quant Time: Jul 02 08:57:57 2014
Quant Method : C:\MSDCHEM\1\METHODS\MYS6377.M
Quant Title : Method SW846 8260B, ZB624 60m x 0.25mm x 1.4um
QLast Update : Wed Jun 25 11:30:58 2014
Response via : Initial Calibration

Internal Standards	R.T.	QIon	Response	Conc	Units		Dev(Min)
1) Tert Butyl Alcohol-d9	7.36	65	52098	500.00	ug/L		0.00
5) pentafluorobenzene	9.53	168	173330	50.00	ug/L		0.00
58) 1,4-difluorobenzene	10.44	114	208290	50.00	ug/L		0.00
88) chlorobenzene-d5	13.56	117	174000	50.00	ug/L		0.00
103) 1,4-dichlorobenzene-d4	15.84	152	90682	50.00	ug/L		0.00
System Monitoring Compounds							
50) dibromofluoromethane (s)	9.60	113	68637	50.73	ug/L		0.00
Spiked Amount 50.000	Range 59 - 130		Recovery = 101.46%				
51) 1,2-dichloroethane-d4 (s)	10.03	65	65392	45.72	ug/L		0.00
Spiked Amount 50.000	Range 65 - 123		Recovery = 91.44%				
80) toluene-d8 (s)	12.06	98	252546	52.43	ug/L		0.00
Spiked Amount 50.000	Range 77 - 125		Recovery = 104.86%				
105) 4-bromofluorobenzene (s)	14.70	95	87705	48.27	ug/L		0.00
Spiked Amount 50.000	Range 71 - 132		Recovery = 96.54%				
Target Compounds							Qvalue
2) 1,4-dioxane	11.17	88	17490	1402.01	ug/L	#	97
4) tertiary butyl alcohol	7.48	59	38224	277.01	ug/L		97
11) chlorodifluoromethane	3.97	51	58539	51.99	ug/L	#	94
12) dichlorodifluoromethane	3.94	85	57083	43.38	ug/L		96
13) chloromethane	4.28	50	78701	42.42	ug/L		99
14) vinyl chloride	4.53	62	71856	43.29	ug/L		98
16) bromomethane	5.19	94	49311	41.50	ug/L		97
17) chloroethane	5.36	64	34528	45.16	ug/L		99
19) trichlorofluoromethane	5.81	101	78816	44.27	ug/L		100
20) ethyl ether	6.20	74	33980	47.08	ug/L		98
21) 2-chloropropane	6.42	63	24421	48.51	ug/L		92
22) acrolein	6.52	56	49799	181.25	ug/L		97
23) 1,1-dichloroethene	6.64	61	83851	45.73	ug/L		99
24) acetone	6.75	43	44629	57.45	ug/L		96
25) allyl chloride	7.17	76	28647	43.94	ug/L		98
26) acetonitrile	7.22	40	44083	424.49	ug/L		97
27) iodomethane	6.93	142	99989	43.16	ug/L		97
28) carbon disulfide	7.04	76	176651	40.39	ug/L		99
29) 1-chloropropane	7.39	42	106042	43.60	ug/L		99
30) methylene chloride	7.38	49	91577	40.47	ug/L		95
31) methyl acetate	7.18	74	9564	50.83	ug/L		93
32) methyl tert butyl ether	7.66	73	177274	44.46	ug/L		99
33) trans-1,2-dichloroethene	7.72	61	81000	44.05	ug/L		99
34) di-isopropyl ether	8.24	45	237698	49.86	ug/L		99
35) ethyl tert-butyl ether	8.70	59	220474	49.44	ug/L		98
36) 2-butanone	9.03	72	9868	53.49	ug/L	#	84
37) 1,1-dichloroethane	8.30	63	112313	46.90	ug/L		98
38) chloroprene	8.39	53	74459	43.82	ug/L		97
39) acrylonitrile	7.75	53	90336	205.14	ug/L		97
40) vinyl acetate	8.29	86	7231	38.65	ug/L		73
41) ethyl acetate	9.01	45	8812	44.71	ug/L		95
42) 2,2-dichloropropane	9.02	77	81334	43.50	ug/L		97
43) cis-1,2-dichloroethene	9.03	96	67346	43.56	ug/L		97

Quantitation Report (QT Reviewed)

Data Path : C:\MSDCHEM\1\DATA\
Data File : Y146916.D
Acq On : 1 Jul 2014 8:12 pm
Operator : prashans
Sample : JB70517-1MSD
Misc : MS69998,VY6385,5.2,,,,1
ALS Vial : 10 Sample Multiplier: 1

Quant Time: Jul 02 08:57:57 2014
Quant Method : C:\MSDCHEM\1\METHODS\MYS6377.M
Quant Title : Method SW846 8260B, ZB624 60m x 0.25mm x 1.4um
QLast Update : Wed Jun 25 11:30:58 2014
Response via : Initial Calibration

Internal Standards	R.T.	QIon	Response	Conc	Units		Dev(Min)
44) propionitrile	9.16	54	74833	441.97	ug/L		94
45) bromochloromethane	9.35	130	43382	45.05	ug/L		97
46) tetrahydrofuran	9.38	72	7411	42.32	ug/L		98
47) chloroform	9.40	83	108988	45.30	ug/L		98
48) tert-Butyl Formate	9.42	59	39779	44.10	ug/L		97
49) isobutyl alcohol	9.85	41	21225	438.00	ug/L	#	98
52) freon 113	6.57	151	43972	50.16	ug/L		99
53) methacrylonitrile	9.31	67	20960	40.96	ug/L		91
54) 1,1,1-trichloroethane	9.62	97	84475	45.18	ug/L		99
55) Cyclohexane	9.67	84	77774	40.74	ug/L	#	97
56) 2,2,4-trimethylpentane	10.01	57	173183	35.21	ug/L		99
57) tert-amyl methyl ether	10.07	73	204675	47.16	ug/L		99
59) epichlorohydrin	11.72	57	26780	209.49	ug/L		99
60) n-butyl alcohol	10.60	56	102090	2530.56	ug/L		96
61) carbon tetrachloride	9.81	117	70775	42.54	ug/L		99
62) 1,1-dichloropropene	9.80	75	74590	44.07	ug/L		99
63) hexane	7.97	57	72147	41.81	ug/L		97
65) benzene	10.07	78	248380	45.09	ug/L		99
66) heptane	10.18	57	36026	35.26	ug/L		97
67) isopropyl acetate	9.98	61	24110	44.49	ug/L	#	30
68) 1,2-dichloroethane	10.11	62	74419	47.91	ug/L		99
69) trichloroethene	10.77	95	59951	44.87	ug/L		98
71) 2-nitropropane	11.58	41	18857	43.21	ug/L	#	88
72) 2-chloroethyl vinyl ether	11.57	63	151779	266.97	ug/L		99
73) methyl methacrylate	11.05	69	36718	41.77	ug/L		95
74) 1,2-dichloropropane	11.06	63	65842	46.33	ug/L		99
75) methylcyclohexane	10.96	83	88596	40.30	ug/L		97
77) dibromomethane	11.22	93	36105	43.84	ug/L		98
78) bromodichloromethane	11.34	83	83036	45.39	ug/L		98
79) cis-1,3-dichloropropene	11.79	75	98099	42.41	ug/L		96
81) 4-methyl-2-pentanone	11.88	58	22173	43.47	ug/L		97
82) toluene	12.13	91	243717	41.14	ug/L		99
83) 3-methyl-1-butanol	11.91	70	33532	888.32	ug/L		97
84) trans-1,3-dichloropropene	12.35	75	83338	41.31	ug/L		98
85) ethyl methacrylate	12.32	69	70675	42.37	ug/L		97
86) 1,1,2-trichloroethane	12.56	83	44597	43.41	ug/L		97
87) 2-hexanone	12.72	58	28658	50.43	ug/L		96
89) tetrachloroethene	12.69	166	70976	47.78	ug/L		99
90) 1,3-dichloropropane	12.74	76	80941	43.91	ug/L		99
91) butyl acetate	12.78	56	32068	37.90	ug/L		97
92) dibromochloromethane	13.00	129	63466	44.07	ug/L		98
93) 1,2-dibromoethane	13.15	107	50550	42.64	ug/L		96
94) 3,3-Dimethyl-1-Butanol	12.90	57	61956	446.27	ug/L		99
96) chlorobenzene	13.59	112	153918	42.06	ug/L		99
97) 1,1,1,2-tetrachloroethane	13.65	131	59998	45.54	ug/L		99
98) ethylbenzene	13.62	91	252933	41.50	ug/L		100
99) m,p-xylene	13.73	106	196715	82.09	ug/L		98
100) o-xylene	14.15	91	206448	42.44	ug/L		99
101) styrene	14.16	104	163242	42.47	ug/L		99
102) bromoform	14.45	173	41582	41.80	ug/L		97

Quantitation Report (QT Reviewed)

Data Path : C:\MSDCHEM\1\DATA\
Data File : Y146916.D
Acq On : 1 Jul 2014 8:12 pm
Operator : prashans
Sample : JB70517-1MSD
Misc : MS69998,VY6385,5.2,,,,1
ALS Vial : 10 Sample Multiplier: 1

Quant Time: Jul 02 08:57:57 2014
Quant Method : C:\MSDCHEM\1\METHODS\MYS6377.M
Quant Title : Method SW846 8260B, ZB624 60m x 0.25mm x 1.4um
QLast Update : Wed Jun 25 11:30:58 2014
Response via : Initial Calibration

Internal Standards	R.T.	QIon	Response	Conc	Units	Dev(Min)
104) isopropylbenzene	14.48	105	234399	39.30	ug/L	99
107) bromobenzene	14.89	156	68997	41.83	ug/L	98
108) cyclohexanone	14.69	55	138009	475.23	ug/L	99
109) 1,1,2,2-tetrachloroethane	14.82	83	67386	40.55	ug/L	99
110) trans-1,4-dichloro-2-buten	14.86	53	15406	38.79	ug/L	100
111) 1,2,3-trichloropropane	14.89	110	15036	41.59	ug/L	97
112) n-propylbenzene	14.88	91	266170	39.78	ug/L	99
114) 2-chlorotoluene	15.04	126	58741	40.34	ug/L	97
115) 4-chlorotoluene	15.14	91	170533	39.36	ug/L	98
116) 1,3,5-trimethylbenzene	15.03	105	194049	39.29	ug/L	100
117) tert-butylbenzene	15.37	119	158034	39.31	ug/L	99
118) pentachloroethane	15.47	167	36774	36.92	ug/L	98
119) 1,2,4-trimethylbenzene	15.42	105	191662	39.30	ug/L	99
120) sec-butylbenzene	15.58	105	232423	36.63	ug/L	99
121) 1,3-dichlorobenzene	15.78	146	118691	39.01	ug/L	98
122) p-isopropyltoluene	15.70	119	197207	37.60	ug/L	100
123) 1,4-dichlorobenzene	15.87	146	119466	37.81	ug/L	98
124) 1,2-dichlorobenzene	16.27	146	112583	38.51	ug/L	99
125) n-butylbenzene	16.11	92	93026	34.29	ug/L	99
127) 1,2-dibromo-3-chloropropan	17.05	157	12470	39.30	ug/L	98
128) 1,3,5-Trichlorobenzene	17.20	180	81653	32.79	ug/L	99
129) 1,2,4-trichlorobenzene	17.84	180	66634	31.93	ug/L	99
131) hexachlorobutadiene	17.93	225	34827	27.71	ug/L	99
132) naphthalene	18.12	128	146835	34.55	ug/L	99
133) 1,2,3-trichlorobenzene	18.37	180	58623	30.24	ug/L	97
134) hexachloroethane	16.50	119	36740	35.66	ug/L	100
135) Benzyl chloride	15.99	91	112925	38.69	ug/L	99

(#) = qualifier out of range (m) = manual integration (+) = signals summed

Quantitation Report (QT Reviewed)

Data Path : C:\MSDCHEM\1\DATA\
Data File : Y146916.D
Acq On : 1 Jul 2014 8:12 pm
Operator : prashans
Sample : JB70517-1MSD
Misc : MS69998,VY6385,5.2,,,,1
ALS Vial : 10 Sample Multiplier: 1

Quant Time: Jul 02 08:57:57 2014
Quant Method : C:\MSDCHEM\1\METHODS\MYS6377.M
Quant Title : Method SW846 8260B, ZB624 60m x 0.25mm x 1.4um
QLast Update : Wed Jun 25 11:30:58 2014
Response via : Initial Calibration

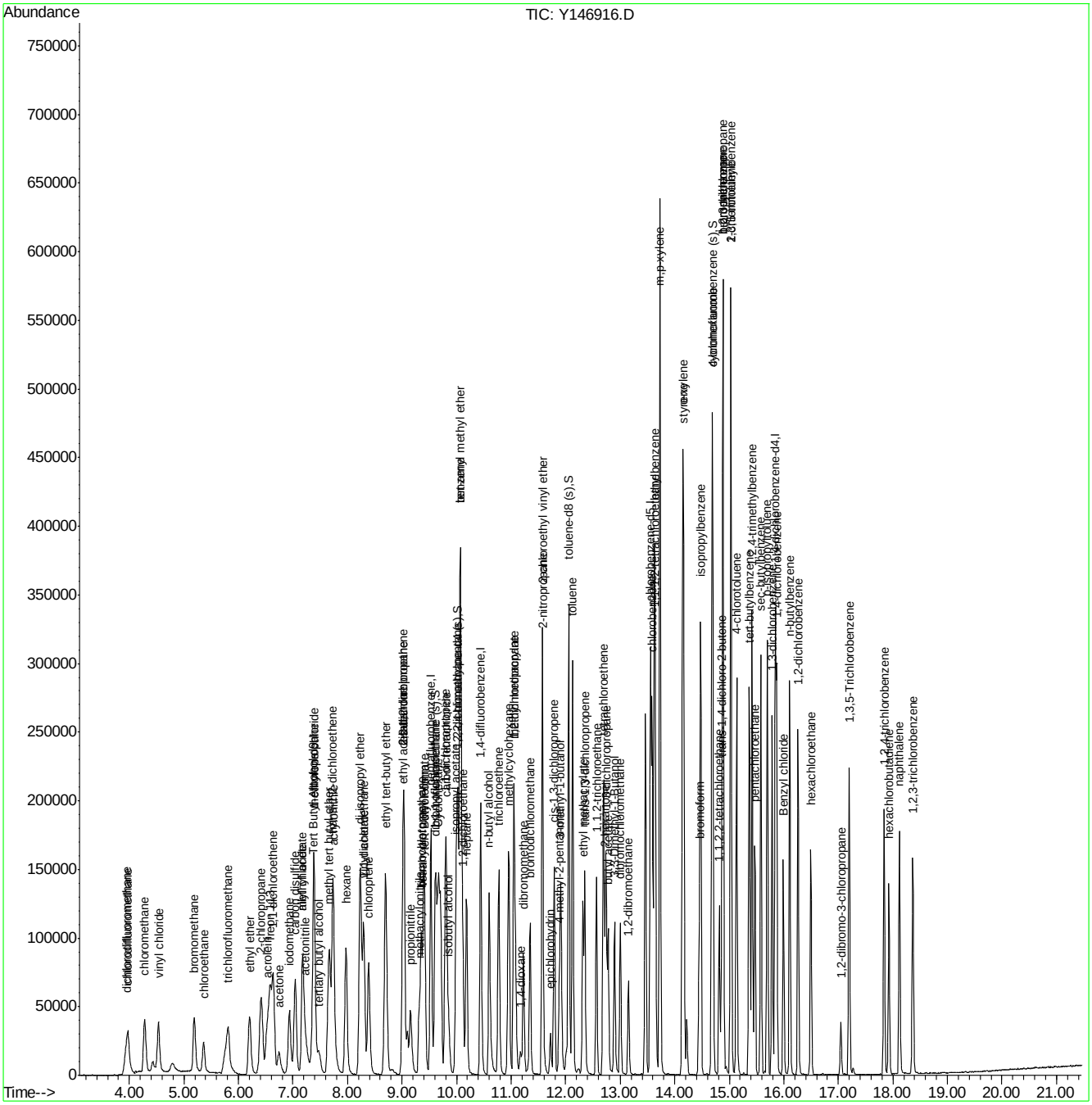

Manual Integrations APPROVED (compounds with "m" flag)
Kanya Veerawat 07/07/14 16:49

Quantitation Report (QT Reviewed)

Data Path : C:\msdchem\1\DATA\v2c5521-22\
Data File : 2C121144.D
Acq On : 2 Jul 2014 3:43 pm
Operator : toanp
Sample : jb70089-1ms
Misc : MS69716,V2C5522,w,,,,1
ALS Vial : 14 Sample Multiplier: 1

Quant Time: Jul 07 08:34:22 2014
Quant Method : C:\MSDCHEM\1\METHODS\M2C5480.M
Quant Title : SW846 8260B, Column ZB624 60mX0.25mmX1.4um
QLast Update : Tue Jul 01 14:19:01 2014
Response via : Initial Calibration

Compound	R.T.	QIon	Response	Conc	Units		Dev(Min)
Internal Standards							
1) Tert Butyl Alcohol-d9	7.234	65	205975	500.00	ug/L		-0.03
5) pentafluorobenzene	9.735	168	428885	50.00	ug/L		0.00
61) 1,4-difluorobenzene	10.689	114	512549	50.00	ug/L		0.00
92) chlorobenzene-d5	13.793	117	418156	50.00	ug/L		0.03
107) 1,4-dichlorobenzene-d4	15.985	152	227194	50.00	ug/L		0.03
System Monitoring Compounds							
54) dibromofluoromethane (s)	9.756	113	142098	48.90	ug/L		0.00
Spiked Amount 50.000	Range 79 - 120		Recovery = 97.80%				
55) 1,2-dichloroethane-d4 (s)	10.202	65	165131	48.70	ug/L		0.00
Spiked Amount 50.000	Range 72 - 123		Recovery = 97.40%				
84) toluene-d8 (s)	12.336	98	490998	49.87	ug/L		0.02
Spiked Amount 50.000	Range 78 - 119		Recovery = 99.74%				
109) 4-bromofluorobenzene (s)	14.889	95	178924	48.79	ug/L		0.03
Spiked Amount 50.000	Range 74 - 119		Recovery = 97.58%				
Target Compounds							Qvalue
2) tertiary butyl alcohol	7.371	59	124816	261.55	ug/L		100
3) ethanol	5.850	45	179868	6589.70	ug/L	#	75
4) 1,4-dioxane	11.418	88	49592	1562.06	ug/L		90
11) chlorodifluoromethane	3.622	51	113091	34.53	ug/L		95
12) dichlorodifluoromethane	3.617	85	120824	34.71	ug/L		98
15) chloromethane	3.921	50	188891	40.30	ug/L		99
16) vinyl chloride	4.193	62	152923	36.79	ug/L		98
17) bromomethane	4.843	94	111623	42.84	ug/L		98
18) chloroethane	5.032	64	75243	39.90	ug/L		96
19) trichlorofluoromethane	5.567	101	168065	37.35	ug/L		96
21) ethyl ether	6.002	74	77029	43.92	ug/L		94
22) 2-CHLOROPROPANE	6.196	43	193754	36.35	ug/L	#	92
26) acrolein	6.259	56	340149	382.87	ug/L		100
27) 1,1-dichloroethene	6.453	96	89879	34.64	ug/L		96
28) acetone	6.511	58	16037	48.26	ug/L	#	85
29) allyl chloride	7.040	76	58251	33.25	ug/L	#	65
30) acetonitrile	6.983	40	166645	429.45	ug/L		89
31) iodomethane	6.741	142	223067	41.50	ug/L		94
32) iso-butyl alcohol	10.008	74	18326	437.60	ug/L		64
33) carbon disulfide	6.883	76	340551	37.84	ug/L		98
34) methylene chloride	7.250	84	138700	45.28	ug/L		99
35) 1-CHLOROPROPANE	7.292	42	220873	36.37	ug/L	#	92
36) methyl acetate	7.040	43	128920	41.05	ug/L		98
37) methyl tert butyl ether	7.638	73	441825	50.93	ug/L		99
38) trans-1,2-dichloroethene	7.680	96	110275	38.58	ug/L		96
39) di-isopropyl ether	8.330	45	457803	43.18	ug/L		96
40) 2-butanone	9.106	72	19514	43.11	ug/L		90
41) 1,1-dichloroethane	8.320	63	233245	44.25	ug/L		98
42) chloroprene	8.445	53	141852	32.69	ug/L		97
43) acrylonitrile	7.617	53	335623	226.24	ug/L		99
44) vinyl acetate	8.330	86	23841	41.03	ug/L		72
45) ethyl tert-butyl ether	8.844	59	446909	48.15	ug/L		98

Quantitation Report (QT Reviewed)

Data Path : C:\msdchem\1\DATA\v2c5521-22\
Data File : 2C121144.D
Acq On : 2 Jul 2014 3:43 pm
Operator : toanp
Sample : jb70089-1ms
Misc : MS69716,V2C5522,w,,,,1
ALS Vial : 14 Sample Multiplier: 1

Quant Time: Jul 07 08:34:22 2014
Quant Method : C:\MSDCHEM\1\METHODS\M2C5480.M
Quant Title : SW846 8260B, Column ZB624 60mX0.25mmX1.4um
QLast Update : Tue Jul 01 14:19:01 2014
Response via : Initial Calibration

Compound	R.T.	QIon	Response	Conc	Units		Dev(Min)
46) ethyl acetate	9.148	45	24655	41.36	ug/L		92
47) 2,2-dichloropropane	9.137	77	173964	46.13	ug/L		95
48) cis-1,2-dichloroethene	9.143	96	140587	45.10	ug/L		98
49) propionitrile	9.200	54	266541	453.90	ug/L		95
50) bromochloromethane	9.473	128	77097	47.71	ug/L		98
51) tetrahydrofuran	9.520	42	60195	39.34	ug/L		98
52) chloroform	9.546	83	230870	44.77	ug/L		99
53) t-butyl formate	9.583	59	48490	18.64	ug/L		94
56) freon 113	6.443	151	64886	29.55	ug/L		99
57) methacrylonitrile	9.405	41	108403	45.56	ug/L		96
58) 1,1,1-trichloroethane	9.809	97	167514	42.20	ug/L		99
59) Cyclohexane	9.887	84	130310	33.10	ug/L		94
63) epichlorohydrin	11.953	57	82786	212.73	ug/L		94
64) n-butyl alcohol	10.841	56	322410	2939.73	ug/L		98
65) carbon tetrachloride	10.029	117	146308	40.77	ug/L		96
66) 1,1-dichloropropene	10.008	75	143168	38.87	ug/L		98
67) hexane	8.042	57	97996	25.48	ug/L		97
69) iso-octane	10.301	57	311845	39.60	ug/L		93
70) benzene	10.280	78	487423	43.06	ug/L		100
71) tert-amyl methyl ether	10.343	87	94927	48.35	ug/L		94
72) heptane	10.495	57	59981	19.33	ug/L		92
73) isopropyl acetate	10.233	43	333462	43.69	ug/L		97
74) 1,2-dichloroethane	10.296	62	195465	54.72	ug/L		97
75) trichloroethene	11.035	95	118484	42.74	ug/L		95
76) 2-nitropropane	11.806	41	47938	32.89	ug/L		96
78) methyl methacrylate	11.329	100	38772	43.88	ug/L	#	87
79) 1,2-dichloropropane	11.298	63	142208	47.97	ug/L		100
80) dibromomethane	11.455	93	97533	52.65	ug/L		97
81) methylcyclohexane	11.256	83	133014	28.79	ug/L		99
82) bromodichloromethane	11.596	83	197839	53.01	ug/L		100
83) cis-1,3-dichloropropene	12.053	75	237891	50.49	ug/L		94
85) 4-methyl-2-pentanone	12.152	58	70651	46.82	ug/L		97
86) toluene	12.409	92	285607	44.72	ug/L		99
87) 3-methyl-1-butanol	12.189	55	194589	1179.69	ug/L		98
88) trans-1,3-dichloropropene	12.603	75	224337	51.60	ug/L		95
89) ethyl methacrylate	12.614	69	199759	47.46	ug/L		96
90) 1,1,2-trichloroethane	12.808	83	115336	50.67	ug/L		97
91) 2-hexanone	12.981	58	65402	45.61	ug/L		93
93) tetrachloroethene	12.981	164	97157	41.54	ug/L		98
94) 1,3-dichloropropane	12.981	76	214770	51.51	ug/L		95
95) butyl acetate	13.065	56	109642	47.72	ug/L		91
96) 3,3-dimethyl-1-butanol	13.159	57	219676	615.55	ug/L		96
97) dibromochloromethane	13.238	129	166221	53.49	ug/L		100
98) 1,2-dibromoethane	13.374	107	142879	49.83	ug/L		96
100) chlorobenzene	13.825	112	321422	46.49	ug/L		99
101) 1,1,1,2-tetrachloroethane	13.882	131	135790	50.43	ug/L		99
102) ethylbenzene	13.877	91	513003	44.77	ug/L		98
103) m,p-xylene	13.982	106	387773	86.60	ug/L		95
104) o-xylene	14.375	106	210412	47.63	ug/L		98
105) styrene	14.386	104	364240	48.75	ug/L		93

Quantitation Report (QT Reviewed)

Data Path : C:\msdchem\1\DATA\v2c5521-22\
Data File : 2C121144.D
Acq On : 2 Jul 2014 3:43 pm
Operator : toanp
Sample : jb70089-1ms
Misc : MS69716,V2C5522,w,,,,1
ALS Vial : 14 Sample Multiplier: 1

Quant Time: Jul 07 08:34:22 2014
Quant Method : C:\MSDCHEM\1\METHODS\M2C5480.M
Quant Title : SW846 8260B, Column ZB624 60mX0.25mmX1.4um
QLast Update : Tue Jul 01 14:19:01 2014
Response via : Initial Calibration

Compound	R.T.	QIon	Response	Conc	Units	Dev(Min)
106) bromoform	14.632	173	135978	51.33	ug/L	99
108) isopropylbenzene	14.700	105	491596	42.29	ug/L	99
110) cyclohexanone	14.842	55	68879	124.67	ug/L	96
111) bromobenzene	15.067	156	164387	49.31	ug/L	95
112) 1,1,2,2-tetrachloroethane	14.989	83	213422	50.93	ug/L	99
113) trans-1,4-dichloro-2-b...	15.025	88	25665	45.60	ug/L	92
114) 1,2,3-trichloropropane	15.052	110	49277	49.82	ug/L	95
115) n-propylbenzene	15.083	91	555182	42.37	ug/L	98
116) 2-chlorotoluene	15.219	126	134221	45.81	ug/L	97
117) 4-chlorotoluene	15.314	91	398620	46.70	ug/L	98
118) 1,3,5-trimethylbenzene	15.230	105	423314	44.23	ug/L	97
119) tert-butylbenzene	15.555	119	350209	41.44	ug/L	95
120) pentachloroethane	15.628	167	110040	49.88	ug/L	98
121) 1,2,4-trimethylbenzene	15.597	105	438621	46.60	ug/L	95
122) sec-butylbenzene	15.754	105	529606	41.51	ug/L	98
123) 1,3-dichlorobenzene	15.927	146	297408	48.04	ug/L	100
124) p-isopropyltoluene	15.870	119	450638m	42.64	ug/L	
126) 1,4-dichlorobenzene	16.006	146	297418	48.08	ug/L	99
127) 1,2-dichlorobenzene	16.373	146	310985	50.71	ug/L	99
128) n-butylbenzene	16.258	92	237465	43.44	ug/L	100
129) 1,2-dibromo-3-chloropr...	17.102	75	42155	57.05	ug/L	89
130) 1,3,5-trichlorobenzene	17.290	180	278943	54.45	ug/L	95
131) 1,2,4-trichlorobenzene	17.920	180	260046	54.67	ug/L	99
132) hexachlorobutadiene	18.040	225	116122	44.90	ug/L	98
133) naphthalene	18.187	128	583243	52.84	ug/L	100
134) 1,2,3-trichlorobenzene	18.433	180	240319	54.93	ug/L	98
135) hexachloroethane	16.619	201	92202	41.43	ug/L	96

(#) = qualifier out of range (m) = manual integration (+) = signals summed

Quantitation Report (QT Reviewed)

Data Path : C:\msdchem\1\DATA\v2c5521-22\
Data File : 2C121144.D
Acq On : 2 Jul 2014 3:43 pm
Operator : toanp
Sample : jb70089-1ms
Misc : MS69716,V2C5522,w,,,,1
ALS Vial : 14 Sample Multiplier: 1

Quant Time: Jul 07 08:34:22 2014
Quant Method : C:\MSDCHEM\1\METHODS\M2C5480.M
Quant Title : SW846 8260B, Column ZB624 60mX0.25mmX1.4um
QLast Update : Tue Jul 01 14:19:01 2014
Response via : Initial Calibration

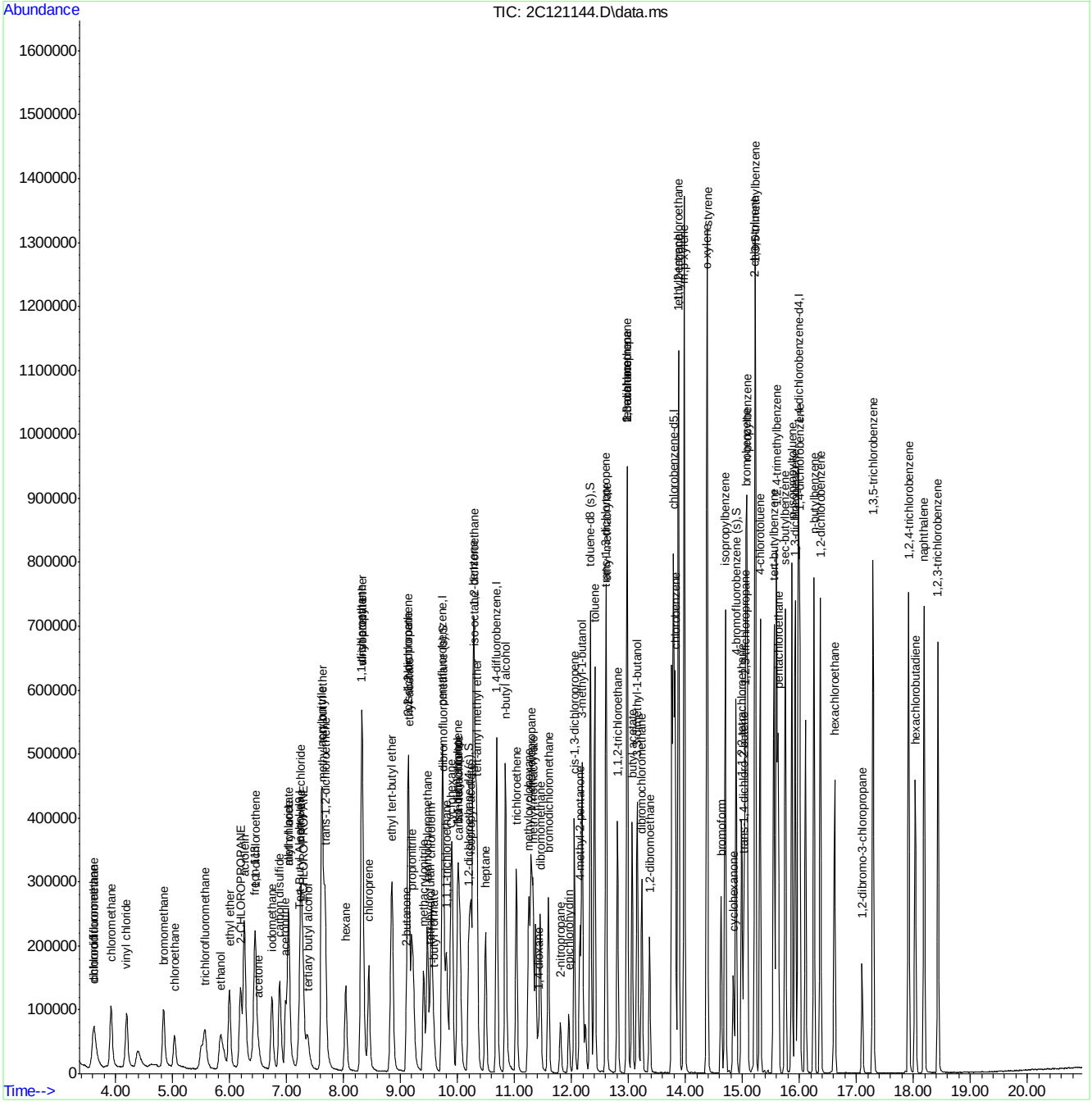

Manual Integration Approval Summary

Sample Number:	JB70089-1MS	**Method:**	SW846 8260C
Lab FileID:	2C121144.D	**Analyst approved:**	07/07/14 09:29 Dezaree Reis
Injection Time:	07/02/14 15:43	**Supervisor approved:**	07/07/14 16:49 Kanya Veerawat

Parameter	CAS	Sig#	R.T. (min.)	Reason
p-Isopropyltoluene	99-87-6		15.87	Missed peak

Quantitation Report (Qedit)

Data Path : C:\msdchem\1\DATA\v2c5521-22\
Data File : 2C121144.D
Acq On : 2 Jul 2014 3:43 pm
Operator : toanp
Sample : jb70089-1ms
Misc : MS69716,V2C5522,w,,,,1
ALS Vial : 14 Sample Multiplier: 1

Quant Time: Jul 03 14:31:28 2014
Quant Method : C:\MSDCHEM\1\METHODS\M2C5480.M
Quant Title : SW846 8260B, Column ZB624 60mX0.25mmX1.4um
QLast Update : Tue Jul 01 14:19:01 2014
Response via : Initial Calibration

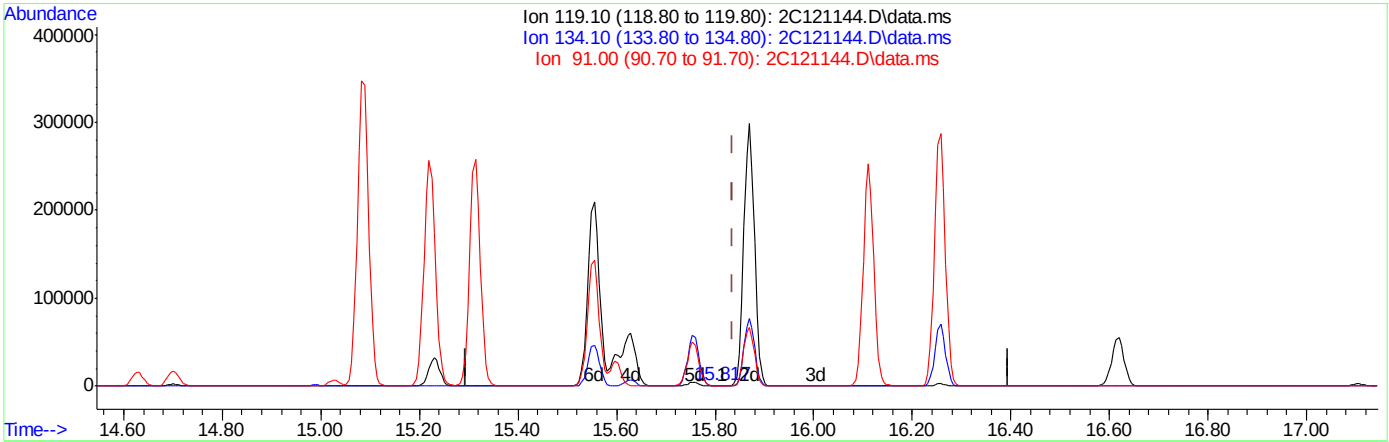

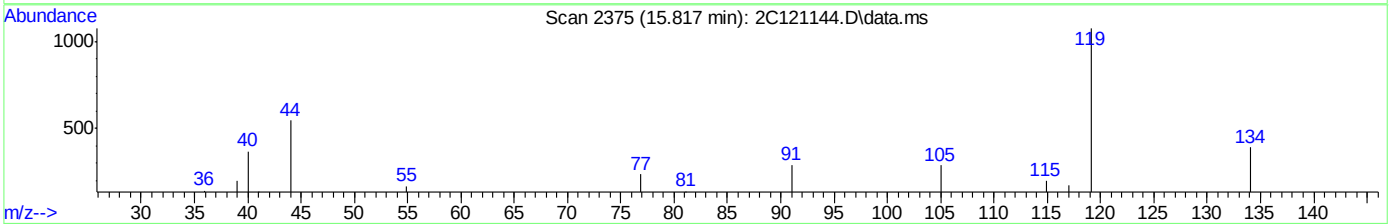

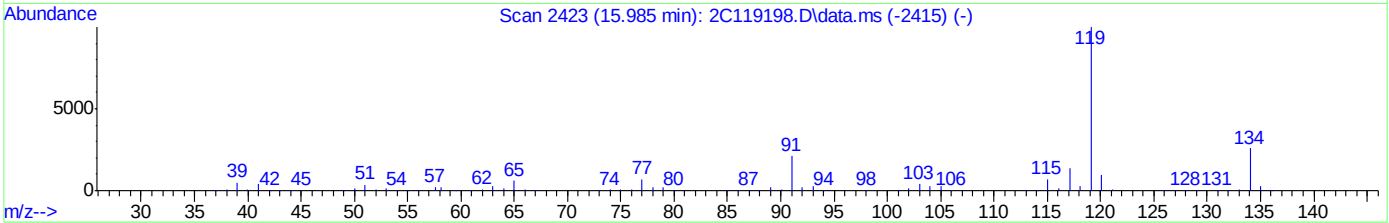

TIC: 2C121144.D\data.ms

(124) p-isopropyltoluene

15.817min (-0.018) 0.15ug/L

response 1635

Ion	Exp%	Act%
119.10	100	100
134.10	25.40	23.70
91.00	20.90	1.86
0.00	0.00	0.00

Quantitation Report (Qedit)

Data Path : C:\msdchem\1\DATA\v2c5521-22\
Data File : 2C121144.D
Acq On : 2 Jul 2014 3:43 pm
Operator : toanp
Sample : jb70089-1ms
Misc : MS69716,V2C5522,w,,,,1
ALS Vial : 14 Sample Multiplier: 1

Quant Time: Jul 03 14:31:28 2014
Quant Method : C:\MSDCHEM\1\METHODS\M2C5480.M
Quant Title : SW846 8260B, Column ZB624 60mX0.25mmX1.4um
QLast Update : Tue Jul 01 14:19:01 2014
Response via : Initial Calibration

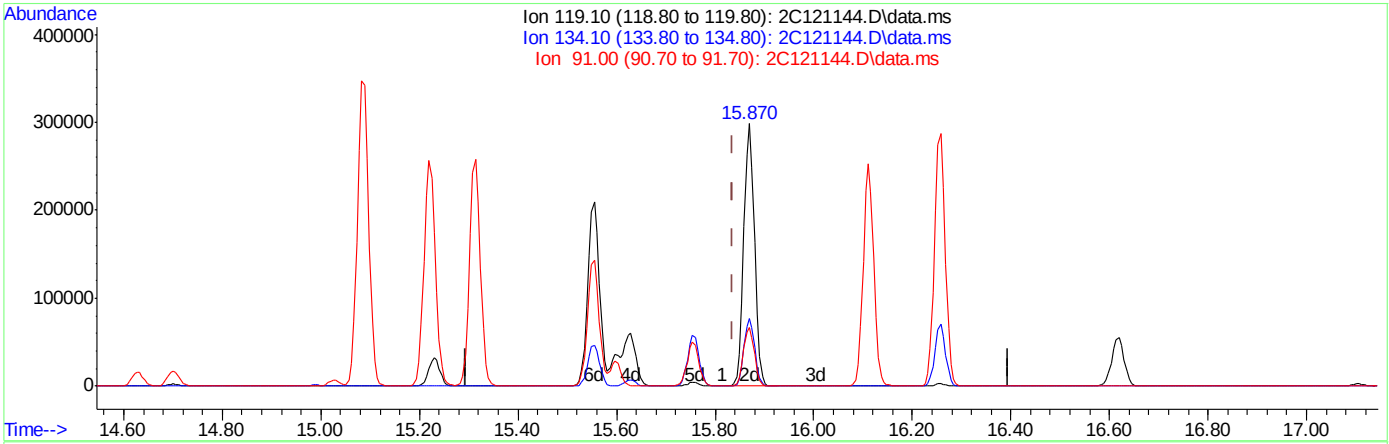

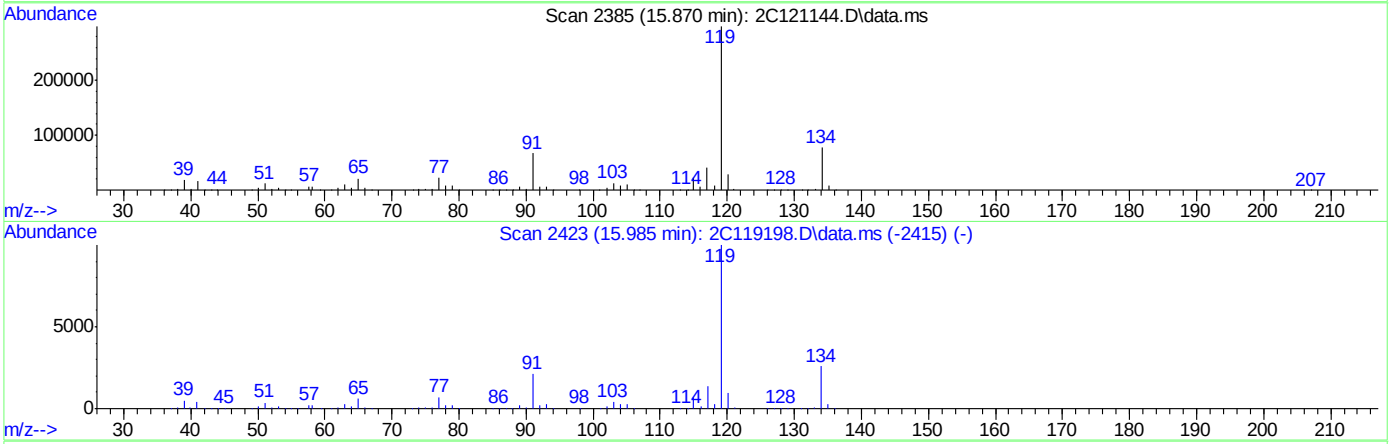

TIC: 2C121144.D\data.ms

(124) p-isopropyltoluene

15.870min (+0.034) 42.64ug/L m

response 450638

Ion	Exp%	Act%
119.10	100	100
134.10	25.40	25.82
91.00	20.90	22.56
0.00	0.00	0.00

Manual Integrations APPROVED (compounds with "m" flag)
Kanya Veerawat 07/07/14 16:49

Quantitation Report (QT Reviewed)

Data Path : C:\msdchem\1\DATA\v2c5521-22\
Data File : 2C121145.D
Acq On : 2 Jul 2014 4:14 pm
Operator : toanp
Sample : jb70089-1msd
Misc : MS69716,V2C5522,w,,,,1
ALS Vial : 15 Sample Multiplier: 1

Quant Time: Jul 07 08:34:41 2014
Quant Method : C:\MSDCHEM\1\METHODS\M2C5480.M
Quant Title : SW846 8260B, Column ZB624 60mX0.25mmX1.4um
QLast Update : Tue Jul 01 14:19:01 2014
Response via : Initial Calibration

Compound	R.T.	QIon	Response	Conc	Units		Dev(Min)
Internal Standards							
1) Tert Butyl Alcohol-d9	7.234	65	214252	500.00	ug/L		-0.03
5) pentafluorobenzene	9.735	168	437039	50.00	ug/L		0.00
61) 1,4-difluorobenzene	10.689	114	517312	50.00	ug/L		0.00
92) chlorobenzene-d5	13.793	117	429225	50.00	ug/L		0.03
107) 1,4-dichlorobenzene-d4	15.980	152	227849	50.00	ug/L		0.03
System Monitoring Compounds							
54) dibromofluoromethane (s)	9.761	113	144643	48.85	ug/L		0.00
Spiked Amount 50.000	Range 79 - 120		Recovery = 97.70%				
55) 1,2-dichloroethane-d4 (s)	10.202	65	165967	48.03	ug/L		0.00
Spiked Amount 50.000	Range 72 - 123		Recovery = 96.06%				
84) toluene-d8 (s)	12.336	98	499842	50.30	ug/L		0.02
Spiked Amount 50.000	Range 78 - 119		Recovery = 100.60%				
109) 4-bromofluorobenzene (s)	14.889	95	182796	49.70	ug/L		0.03
Spiked Amount 50.000	Range 74 - 119		Recovery = 99.40%				
Target Compounds							Qvalue
2) tertiary butyl alcohol	7.370	59	130952	263.81	ug/L		100
3) ethanol	5.850	45	177273	6243.73	ug/L		79
4) 1,4-dioxane	11.418	88	51323	1554.13	ug/L		89
11) chlorodifluoromethane	3.622	51	114238	34.23	ug/L		98
12) dichlorodifluoromethane	3.611	85	126009	35.52	ug/L		91
15) chloromethane	3.921	50	197043	41.25	ug/L		99
16) vinyl chloride	4.193	62	157062	37.08	ug/L		99
17) bromomethane	4.838	94	117677	44.32	ug/L		99
18) chloroethane	5.032	64	79551	41.40	ug/L		96
19) trichlorofluoromethane	5.556	101	168456	36.74	ug/L		96
21) ethyl ether	5.997	74	78952	44.17	ug/L		95
22) 2-CHLOROPROPANE	6.201	43	201680	37.13	ug/L	#	94
26) acrolein	6.264	56	353201	390.14	ug/L		96
27) 1,1-dichloroethene	6.458	96	93556	35.39	ug/L		95
28) acetone	6.505	58	15824	46.73	ug/L		91
29) allyl chloride	7.040	76	62811	35.19	ug/L	#	79
30) acetonitrile	6.988	40	169034	427.48	ug/L		91
31) iodomethane	6.747	142	231207	42.22	ug/L		95
32) iso-butyl alcohol	10.013	74	9691	219.78	ug/L		64
33) carbon disulfide	6.883	76	355483	38.76	ug/L		98
34) methylene chloride	7.255	84	143825	46.07	ug/L		97
35) 1-CHLOROPROPANE	7.292	42	225364	36.42	ug/L	#	92
36) methyl acetate	7.040	43	131362	41.04	ug/L		97
37) methyl tert butyl ether	7.633	73	450881	51.00	ug/L		100
38) trans-1,2-dichloroethene	7.685	96	114871	39.44	ug/L		99
39) di-isopropyl ether	8.330	45	470681	43.56	ug/L		96
40) 2-butanone	9.106	72	20530	44.51	ug/L	#	83
41) 1,1-dichloroethane	8.319	63	241480	44.96	ug/L		97
42) chloroprene	8.445	53	146905	33.23	ug/L		96
43) acrylonitrile	7.617	53	341672	226.02	ug/L		99
44) vinyl acetate	8.330	86	24910	42.07	ug/L		79
45) ethyl tert-butyl ether	8.849	59	460371	48.68	ug/L		99

Quantitation Report (QT Reviewed)

Data Path : C:\msdchem\1\DATA\v2c5521-22\
Data File : 2C121145.D
Acq On : 2 Jul 2014 4:14 pm
Operator : toanp
Sample : jb70089-1msd
Misc : MS69716,V2C5522,w,,,,1
ALS Vial : 15 Sample Multiplier: 1

Quant Time: Jul 07 08:34:41 2014
Quant Method : C:\MSDCHEM\1\METHODS\M2C5480.M
Quant Title : SW846 8260B, Column ZB624 60mX0.25mmX1.4um
QLast Update : Tue Jul 01 14:19:01 2014
Response via : Initial Calibration

Compound	R.T.	QIon	Response	Conc	Units	Dev(Min)
46) ethyl acetate	9.148	45	25113	41.35	ug/L	91
47) 2,2-dichloropropane	9.137	77	175886	45.77	ug/L	93
48) cis-1,2-dichloroethene	9.143	96	142972	45.01	ug/L	99
49) propionitrile	9.200	54	274101	458.06	ug/L	95
50) bromochloromethane	9.473	128	78860	47.89	ug/L	97
51) tetrahydrofuran	9.520	42	61627	39.53	ug/L	98
52) chloroform	9.546	83	237823	45.26	ug/L	99
53) t-butyl formate	9.583	59	37955	14.32	ug/L	91
56) freon 113	6.448	151	64448	28.81	ug/L	97
57) methacrylonitrile	9.405	41	111009	45.78	ug/L	98
58) 1,1,1-trichloroethane	9.808	97	170901	42.25	ug/L	99
59) Cyclohexane	9.892	84	135497	33.77	ug/L	88
63) epichlorohydrin	11.953	57	81741	208.11	ug/L	98
64) n-butyl alcohol	10.847	56	337629	3050.15	ug/L	99
65) carbon tetrachloride	10.029	117	148680	41.05	ug/L	98
66) 1,1-dichloropropene	10.008	75	147101	39.57	ug/L	98
67) hexane	8.042	57	100527	25.90	ug/L	97
69) iso-octane	10.301	57	316521	39.83	ug/L	93
70) benzene	10.280	78	502164	43.95	ug/L	99
71) tert-amyl methyl ether	10.338	87	97244	49.07	ug/L	96
72) heptane	10.495	57	60443	19.30	ug/L	88
73) isopropyl acetate	10.233	43	338496	43.94	ug/L	97
74) 1,2-dichloroethane	10.296	62	198239	54.98	ug/L	97
75) trichloroethene	11.035	95	123176	44.03	ug/L	96
76) 2-nitropropane	11.806	41	47749	32.46	ug/L	97
78) methyl methacrylate	11.329	100	40718	45.66	ug/L	92
79) 1,2-dichloropropane	11.297	63	146903	49.10	ug/L	99
80) dibromomethane	11.455	93	98649	52.77	ug/L	95
81) methylcyclohexane	11.256	83	135559	29.07	ug/L	98
82) bromodichloromethane	11.596	83	201274	53.43	ug/L	100
83) cis-1,3-dichloropropene	12.052	75	240903	50.65	ug/L	93
85) 4-methyl-2-pentanone	12.147	58	71271	46.79	ug/L	95
86) toluene	12.409	92	295354	45.82	ug/L	100
87) 3-methyl-1-butanol	12.189	55	202975	1219.20	ug/L	99
88) trans-1,3-dichloropropene	12.603	75	228557	52.08	ug/L	98
89) ethyl methacrylate	12.613	69	202503	47.67	ug/L	96
90) 1,1,2-trichloroethane	12.807	83	116241	50.60	ug/L	100
91) 2-hexanone	12.980	58	67475	46.62	ug/L	99
93) tetrachloroethene	12.980	164	100913	42.03	ug/L	99
94) 1,3-dichloropropane	12.980	76	218819	51.13	ug/L	94
95) butyl acetate	13.064	56	111266	47.18	ug/L	93
96) 3,3-dimethyl-1-butanol	13.159	57	233655	637.84	ug/L	96
97) dibromochloromethane	13.237	129	169403	53.11	ug/L	99
98) 1,2-dibromoethane	13.374	107	146243	49.69	ug/L	97
100) chlorobenzene	13.825	112	331361	46.69	ug/L	98
101) 1,1,1,2-tetrachloroethane	13.882	131	140770	50.94	ug/L	97
102) ethylbenzene	13.877	91	530069	45.06	ug/L	99
103) m,p-xylene	13.982	106	404837	88.08	ug/L	97
104) o-xylene	14.375	106	216299	47.70	ug/L	98
105) styrene	14.386	104	375010	48.89	ug/L	93

Quantitation Report (QT Reviewed)

Data Path : C:\msdchem\1\DATA\v2c5521-22\
Data File : 2C121145.D
Acq On : 2 Jul 2014 4:14 pm
Operator : toanp
Sample : jb70089-1msd
Misc : MS69716,V2C5522,w,,,,1
ALS Vial : 15 Sample Multiplier: 1

Quant Time: Jul 07 08:34:41 2014
Quant Method : C:\MSDCHEM\1\METHODS\M2C5480.M
Quant Title : SW846 8260B, Column ZB624 60mX0.25mmX1.4um
QLast Update : Tue Jul 01 14:19:01 2014
Response via : Initial Calibration

Compound	R.T.	QIon	Response	Conc	Units	Dev(Min)
106) bromoform	14.632	173	137457	50.55	ug/L	98
108) isopropylbenzene	14.700	105	509923	43.74	ug/L	99
110) cyclohexanone	14.842	55	72744	131.29	ug/L	97
111) bromobenzene	15.067	156	168092	50.28	ug/L	94
112) 1,1,2,2-tetrachloroethane	14.989	83	215410	51.25	ug/L	98
113) trans-1,4-dichloro-2-b...	15.025	88	25565	45.29	ug/L	95
114) 1,2,3-trichloropropane	15.051	110	49566	49.97	ug/L	95
115) n-propylbenzene	15.083	91	567161	43.16	ug/L	97
116) 2-chlorotoluene	15.219	126	138315	47.07	ug/L	98
117) 4-chlorotoluene	15.314	91	406146	47.45	ug/L	99
118) 1,3,5-trimethylbenzene	15.230	105	440711	45.92	ug/L	96
119) tert-butylbenzene	15.555	119	363305	42.87	ug/L	96
120) pentachloroethane	15.628	167	113180	51.16	ug/L	97
121) 1,2,4-trimethylbenzene	15.597	105	451776	47.86	ug/L	96
122) sec-butylbenzene	15.754	105	543963	42.52	ug/L	99
123) 1,3-dichlorobenzene	15.927	146	308347	49.66	ug/L	99
124) p-isopropyltoluene	15.869	119	464334m	43.81	ug/L	
126) 1,4-dichlorobenzene	16.006	146	304960	49.16	ug/L	99
127) 1,2-dichlorobenzene	16.373	146	319799	52.00	ug/L	98
128) n-butylbenzene	16.252	92	242647	44.26	ug/L	99
129) 1,2-dibromo-3-chloropr...	17.102	75	41661	56.22	ug/L	91
130) 1,3,5-trichlorobenzene	17.296	180	285917	55.65	ug/L	97
131) 1,2,4-trichlorobenzene	17.919	180	264358	55.41	ug/L	98
132) hexachlorobutadiene	18.035	225	118416	45.66	ug/L	98
133) naphthalene	18.187	128	600070	54.21	ug/L	100
134) 1,2,3-trichlorobenzene	18.433	180	245307	55.91	ug/L	97
135) hexachloroethane	16.619	201	92918	41.63	ug/L	97

(#) = qualifier out of range (m) = manual integration (+) = signals summed

Quantitation Report (QT Reviewed)

Data Path : C:\msdchem\1\DATA\v2c5521-22\
Data File : 2C121145.D
Acq On : 2 Jul 2014 4:14 pm
Operator : toanp
Sample : jb70089-1msd
Misc : MS69716,V2C5522,w,,,,1
ALS Vial : 15 Sample Multiplier: 1

Quant Time: Jul 07 08:34:41 2014
Quant Method : C:\MSDCHEM\1\METHODS\M2C5480.M
Quant Title : SW846 8260B, Column ZB624 60mX0.25mmX1.4um
QLast Update : Tue Jul 01 14:19:01 2014
Response via : Initial Calibration

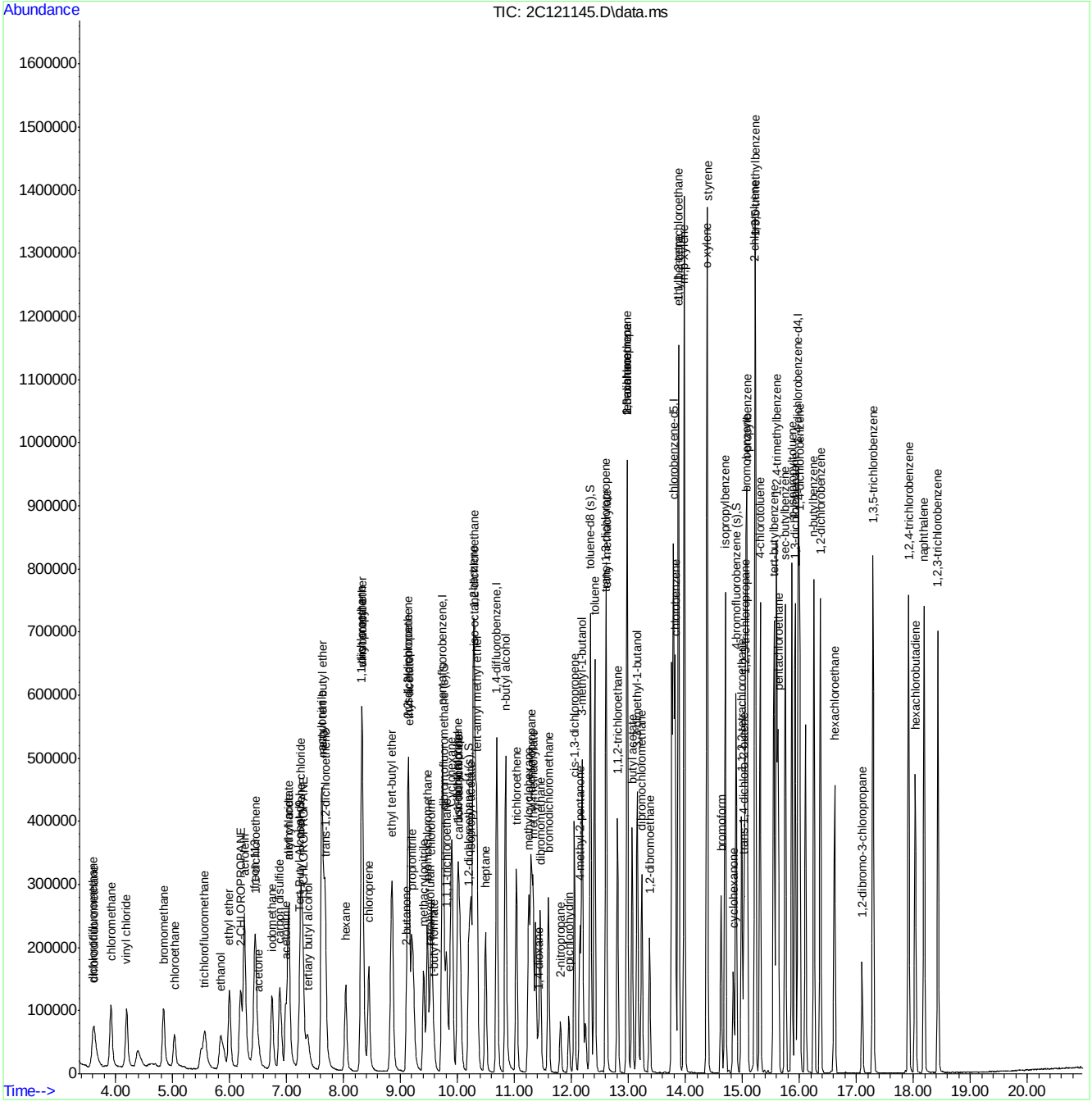

Manual Integration Approval Summary

Sample Number:	JB70089-1MSD	**Method:**	SW846 8260C
Lab FileID:	2C121145.D	**Analyst approved:**	07/07/14 09:29 Dezaree Reis
Injection Time:	07/02/14 16:14	**Supervisor approved:**	07/07/14 16:49 Kanya Veerawat

Parameter	CAS	Sig#	R.T. (min.)	Reason
p-Isopropyltoluene	99-87-6		15.87	Missed peak

Quantitation Report (Qedit)

Data Path : C:\msdchem\1\DATA\v2c5521-22\
Data File : 2C121145.D
Acq On : 2 Jul 2014 4:14 pm
Operator : toanp
Sample : jb70089-1msd
Misc : MS69716,V2C5522,w,,,,1
ALS Vial : 15 Sample Multiplier: 1

Quant Time: Jul 03 14:31:38 2014
Quant Method : C:\MSDCHEM\1\METHODS\M2C5480.M
Quant Title : SW846 8260B, Column ZB624 60mX0.25mmX1.4um
QLast Update : Tue Jul 01 14:19:01 2014
Response via : Initial Calibration

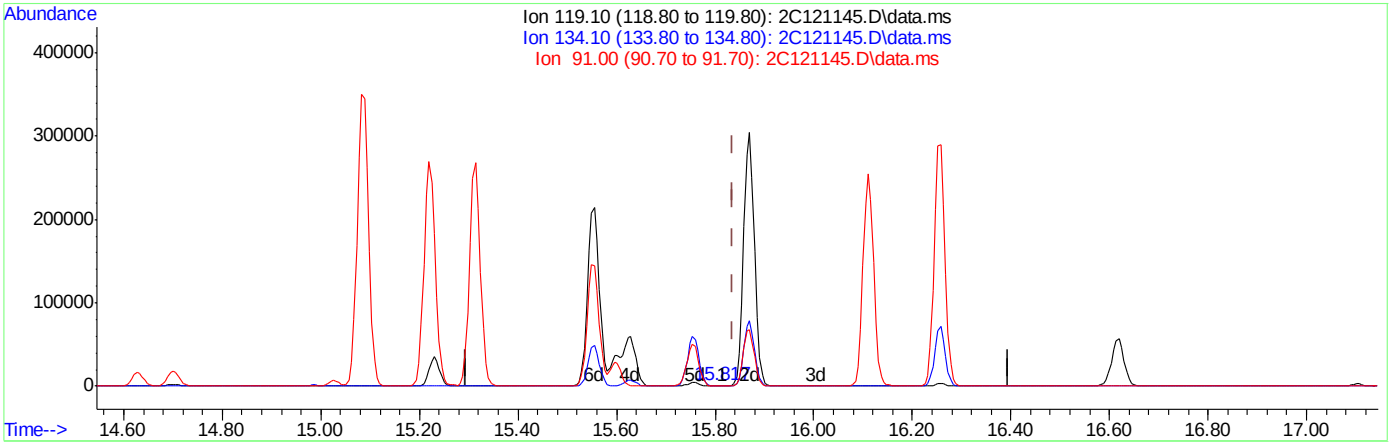

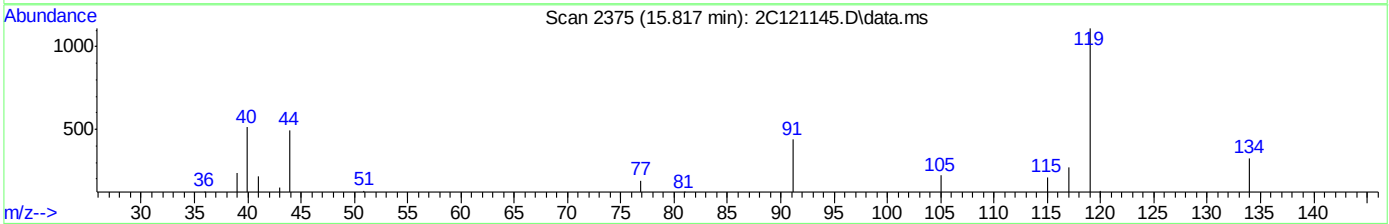

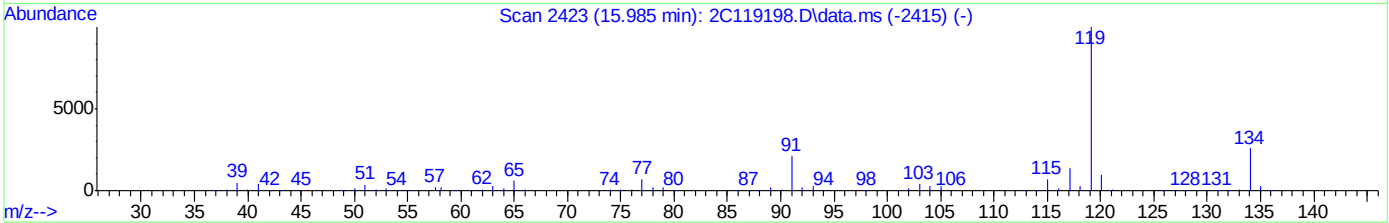

TIC: 2C121145.D\data.ms

(124) p-isopropyltoluene

15.817min (-0.019) 0.15ug/L

response 1596

Ion	Exp%	Act%
119.10	100	100
134.10	25.40	14.23
91.00	20.90	14.77
0.00	0.00	0.00

Quantitation Report (Qedit)

Data Path : C:\msdchem\1\DATA\v2c5521-22\
Data File : 2C121145.D
Acq On : 2 Jul 2014 4:14 pm
Operator : toanp
Sample : jb70089-1msd
Misc : MS69716,V2C5522,w,,,,1
ALS Vial : 15 Sample Multiplier: 1

Quant Time: Jul 03 14:31:38 2014
Quant Method : C:\MSDCHEM\1\METHODS\M2C5480.M
Quant Title : SW846 8260B, Column ZB624 60mX0.25mmX1.4um
QLast Update : Tue Jul 01 14:19:01 2014
Response via : Initial Calibration

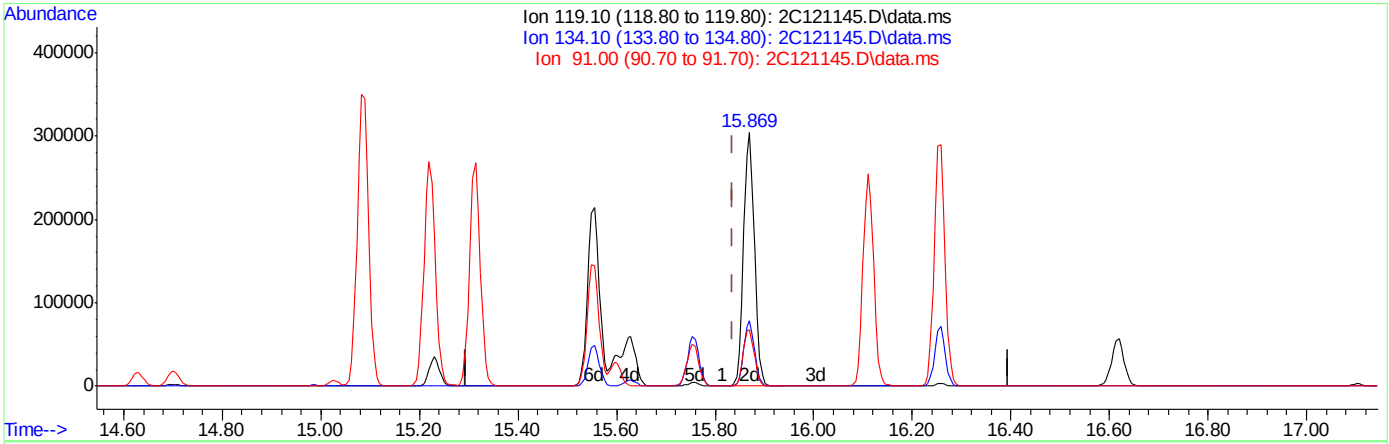

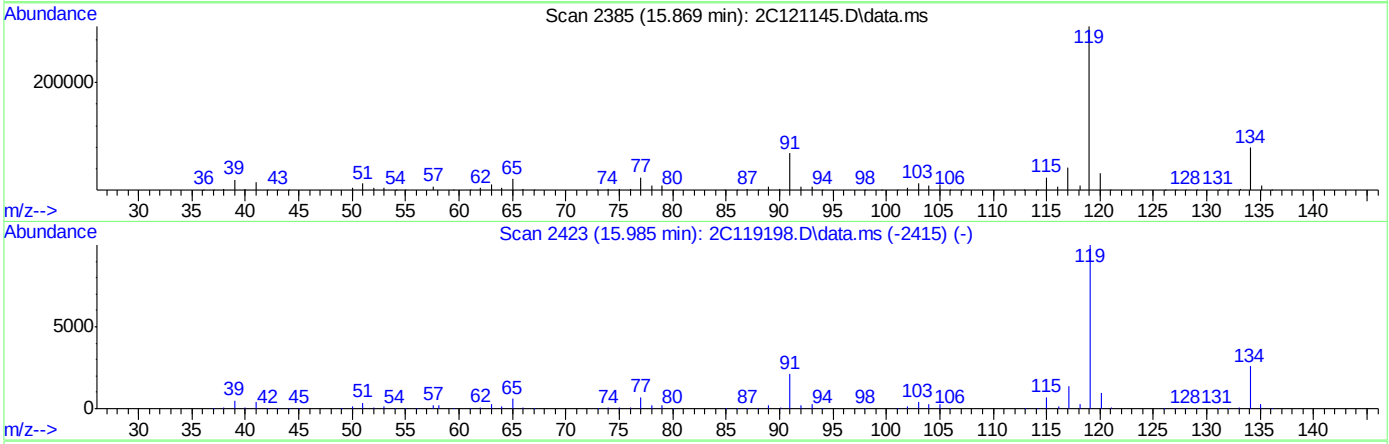

TIC: 2C121145.D\data.ms

(124) p-isopropyltoluene

15.869min (+0.034) 43.81ug/L m

response 464334

Ion	Exp%	Act%
119.10	100	100
134.10	25.40	25.85
91.00	20.90	22.40
0.00	0.00	0.00

2C121145.D edits: p-isopropyltoluene

SW-846 Method 8260

Data File : C:\msdchem\1\DATA\2C119185.D Vial: 1
Acq On : 5 Jun 2014 3:32 pm Operator: toanp
Sample : bfb Inst : Instrument #1
Misc : MS68133, V2C5480,w,,,,1 Multiplr: 1.00
MS Integration Params: rteint.p

Method : C:\MSDCHEM\1\METHODS\M2C5480.M (RTE Integrator)
Title : SW846 8260B, Column ZB624 60mX0.25mmX1.4um

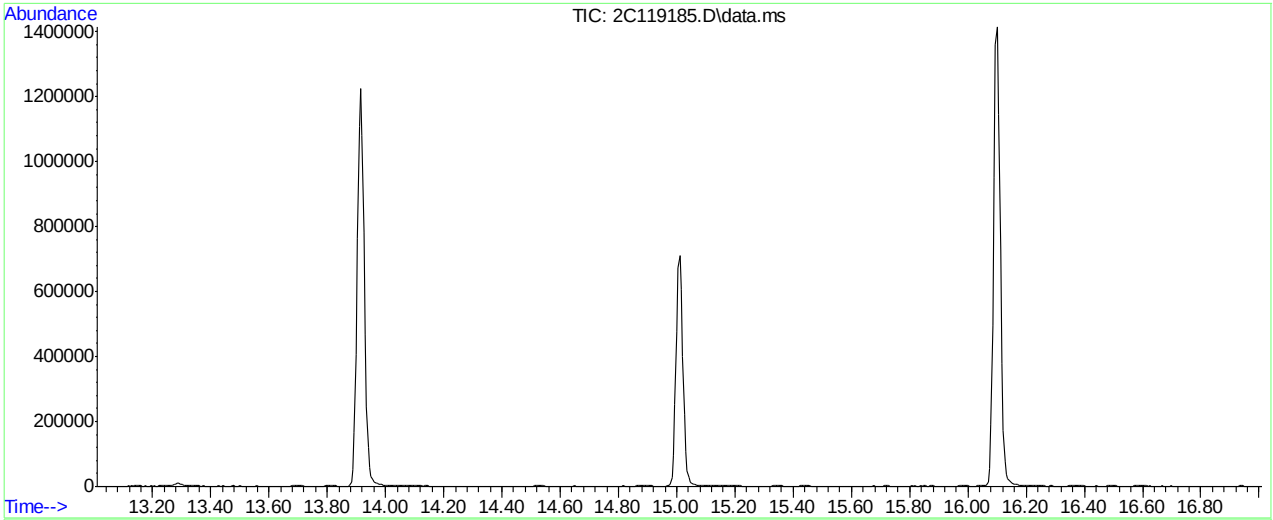

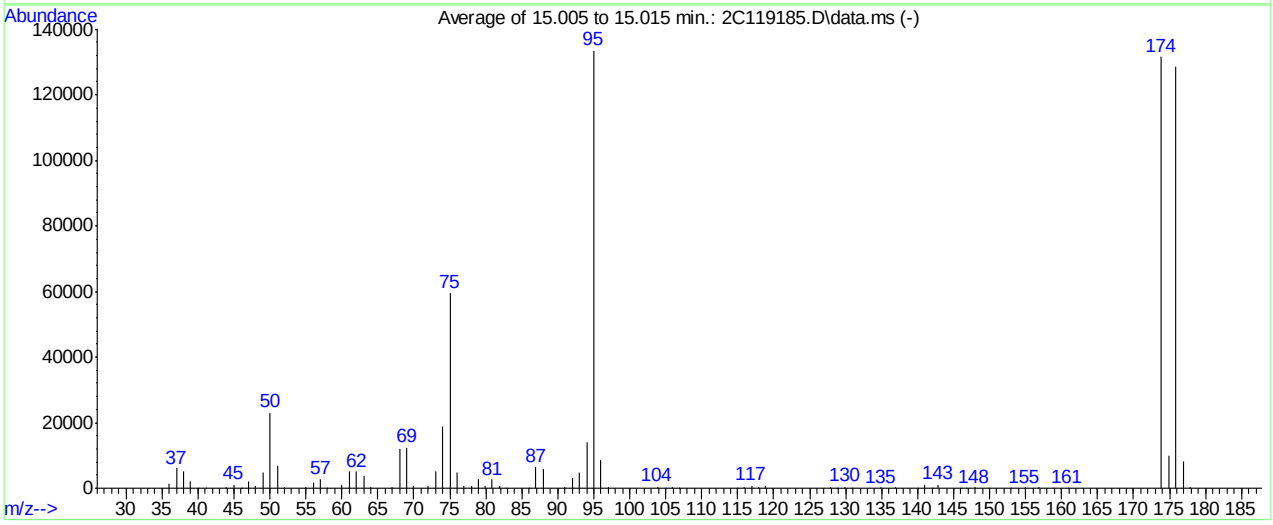

AutoFind: Scans 2236, 2237, 2238; Background Corrected with Scan 2227

Target Mass	Rel. to Mass	Lower Limit%	Upper Limit%	Rel. Abn%	Raw Abn	Result Pass/Fail
50	95	15	40	17.2	23000	PASS
75	95	30	60	44.6	59576	PASS
95	95	100	100	100.0	133557	PASS
96	95	5	9	6.3	8454	PASS
173	174	0.00	2	0.0	0	PASS
174	95	50	120	98.5	131576	PASS
175	174	5	9	7.6	9938	PASS
176	174	95	101	97.7	128570	PASS
177	176	5	9	6.5	8349	PASS

2C119185.D M2C5480.M Fri Jun 06 10:47:54 2014 RPT1

Average of 15.005 to 15.015 min.: 2C119185.D\data.ms
bfb
Modified:subtracted

m/z	abund.	m/z	abund.	m/z	abund.	m/z	abund.
36.00	1244	49.00	4950	63.00	3745	76.95	776
37.00	6009	50.00	23000	64.00	331	77.95	663
38.00	5046	51.00	6960	67.00	365	78.90	2699
39.00	2050	52.00	269	68.00	12069	79.90	843
39.95	94	55.00	277	69.00	12385	80.90	2702
41.10	53	56.00	1709	70.00	867	81.90	567
43.95	461	57.00	2909	72.00	656	82.80	42
45.00	1086	57.95	151	73.00	5010	86.00	69
46.10	44	60.00	1069	74.00	18789	86.95	6450
47.00	2051	61.00	5093	75.00	59576	87.95	5843
48.00	716	62.00	5128	76.00	4759	90.90	430

Average of 15.005 to 15.015 min.: 2C119185.D\data.ms
bfb
Modified:subtracted

m/z	abund.	m/z	abund.	m/z	abund.	m/z	abund.
92.00	3122	115.90	361	140.90	1068	160.90	51
93.00	4891	116.90	706	142.00	42	173.90	131576
94.00	14089	117.90	375	142.90	1085	174.95	9938
95.00	133557	118.90	542	145.90	128	175.90	128570
96.00	8454	127.85	402	146.75	89	176.90	8349
97.05	315	128.80	131	147.90	275	177.85	251
103.85	498	129.95	423	149.90	52		
104.90	163	130.90	149	152.90	44		
105.90	438	134.90	210	154.95	291		
106.90	134	136.90	205	156.90	229		
114.90	112	140.00	163	158.85	158		

SW-846 Method 8260

Data File : C:\msdchem\1\DATA\2C121131.D Vial: 1
Acq On : 2 Jul 2014 8:39 am Operator: toanp
Sample : bfb Inst : Instrument #1
Misc : MS69894,V2C5522,w,,,,1 Multiplr: 1.00
MS Integration Params: rteint.p

Method : C:\MSDCHEM\1\METHODS\M2C5480.M (RTE Integrator)
Title : SW846 8260B, Column ZB624 60mX0.25mmX1.4um

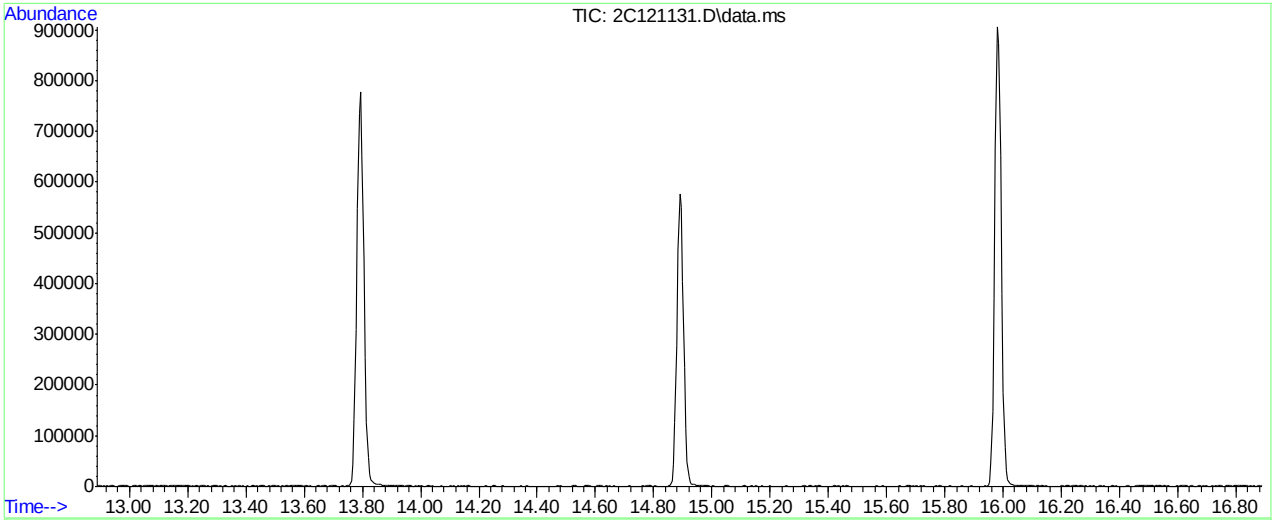

AutoFind: Scans 2197, 2198, 2199; Background Corrected with Scan 2189

Target Mass	Rel. to Mass	Lower Limit%	Upper Limit%	Rel. Abn%	Raw Abn	Result Pass/Fail
50	95	15	40	20.2	20925	PASS
75	95	30	60	49.1	50802	PASS
95	95	100	100	100.0	103562	PASS
96	95	5	9	6.5	6756	PASS
173	174	0.00	2	0.0	0	PASS
174	95	50	120	93.5	96877	PASS
175	174	5	9	7.6	7347	PASS
176	174	95	101	95.6	92610	PASS
177	176	5	9	6.7	6231	PASS

2C121131.D M2C5480.M Thu Jul 03 14:03:59 2014 RPT1

Average of 14.884 to 14.894 min.: 2C121131.D\data.ms
bfb
Modified:subtracted

m/z	abund.	m/z	abund.	m/z	abund.	m/z	abund.
36.00	1120	49.00	4388	63.00	3423	76.00	4288
37.00	6014	50.00	20925	63.95	268	76.95	652
38.00	5137	51.00	6728	64.95	176	77.95	502
39.00	2038	51.95	368	66.95	304	78.90	3237
39.90	51	54.95	256	68.00	10702	79.90	982
41.00	41	56.00	1454	69.00	10553	80.90	3180
44.00	677	57.00	2815	70.00	738	81.85	760
45.00	1160	57.95	145	71.95	499	86.00	111
46.00	46	60.00	1044	73.00	4303	86.95	5024
47.00	1739	61.00	4938	74.00	16760	87.95	4665
47.95	691	62.00	4763	75.00	50802	90.85	337

Average of 14.884 to 14.894 min.: 2C121131.D\data.ms
bfb
Modified:subtracted

m/z	abund.	m/z	abund.	m/z	abund.	m/z	abund.
92.00	2645	114.95	150	139.95	122	158.90	69
93.00	4194	115.90	362	140.85	1033	160.80	42
94.00	12129	116.90	678	141.90	189	171.90	228
95.00	103562	117.85	379	142.90	1175	172.10	122
96.00	6756	118.85	480	143.90	57	173.90	96877
96.95	229	127.95	404	144.80	41	174.90	7347
103.90	462	128.90	177	145.00	41	175.90	92610
104.85	139	129.90	405	145.80	179	176.90	6231
105.85	484	130.85	128	147.90	226	177.90	194
110.85	98	134.80	212	154.90	235		
112.80	43	136.90	183	156.95	254		

SW-846 Method 8260

Data File : C:\MSDCHEM\1\DATA\3C110758.D Vial: 1
Acq On : 17 Jun 2014 5:37 pm Operator: prashans
Sample : BFB Inst : MS3C
Misc : MS69200,V3C4989,5.0,,,,1 Multiplr: 1.00
MS Integration Params: RTEINT.P

Method : C:\MSDCHEM\1\METHODS\M3C4989.M (RTE Integrator)
Title : Method SW846 8260B, ZB624 60m x 0.25mm x 1.4um

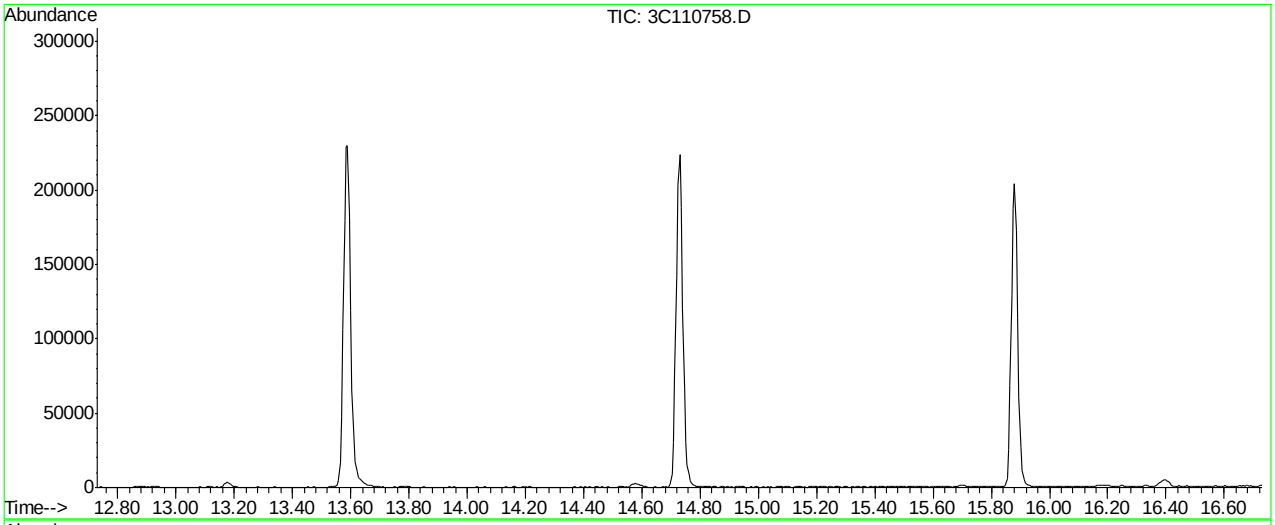

AutoFind: Scans 2083, 2084, 2085; Background Corrected with Scan 2074

Target Mass	Rel. to Mass	Lower Limit%	Upper Limit%	Rel. Abn%	Raw Abn	Result Pass/Fail
50	95	15	40	20.2	8958	PASS
75	95	30	60	50.5	22392	PASS
95	95	100	100	100.0	44384	PASS
96	95	5	9	6.7	2978	PASS
173	174	0.00	2	0.0	0	PASS
174	95	50	120	71.4	31696	PASS
175	174	5	9	8.0	2537	PASS
176	174	95	101	97.9	31026	PASS
177	176	5	9	6.5	2023	PASS

3C110758.D M3C4989.M Wed Jun 18 15:50:08 2014 MS3C

Average of 14.724 to 14.735 min.: 3C110758.D
BFB
Modified:subtracted

m/z	abund.	m/z	abund.	m/z	abund.	m/z	abund.
36.00	463	49.00	2009	63.00	1549	76.95	273
37.00	2320	50.00	8958	64.05	140	78.05	177
38.00	2247	51.00	2998	67.05	103	78.90	1139
39.00	808	52.00	142	68.00	4421	79.90	325
39.95	62	54.95	121	69.00	4452	80.90	1084
43.05	55	56.00	668	70.00	375	81.95	224
44.00	285	57.00	1198	72.05	221	86.00	27
45.00	444	58.00	28	73.00	1929	86.95	1634
47.00	578	60.00	401	74.00	7484	87.95	1576
47.90	104	61.00	1986	75.00	22392	91.00	155
48.05	162	62.00	2027	76.00	1949	92.00	1176

Average of 14.724 to 14.735 min.: 3C110758.D
BFB
Modified:subtracted

m/z	abund.	m/z	abund.	m/z	abund.	m/z	abund.
93.00	1696	117.85	126	147.90	61		
94.00	4898	118.85	218	154.90	34		
95.00	44384	127.85	115	156.90	97		
96.00	2978	128.90	59	161.00	28		
97.05	103	129.90	151	173.90	31696		
103.90	176	134.90	30	174.95	2537		
104.90	30	136.80	29	175.90	31026		
105.85	180	140.90	345	176.90	2023		
112.90	28	141.80	25	253.00	57		
115.85	156	142.90	389				
116.90	246	145.90	25				

SW-846 Method 8260

Data File : C:\MSDChem\1\DATA\3C111160.D Vial: 1
Acq On : 27 Jun 2014 2:43 pm Operator: prashans
Sample : BFB Inst : MS3C
Misc : MS69579,V3C5008,5.0,,,,1 Multiplr: 1.00
MS Integration Params: RTEINT.P

Method : C:\MSDCHEM\1\METHODS\M3C4989.M (RTE Integrator)
Title : Method SW846 8260B, ZB624 60m x 0.25mm x 1.4um

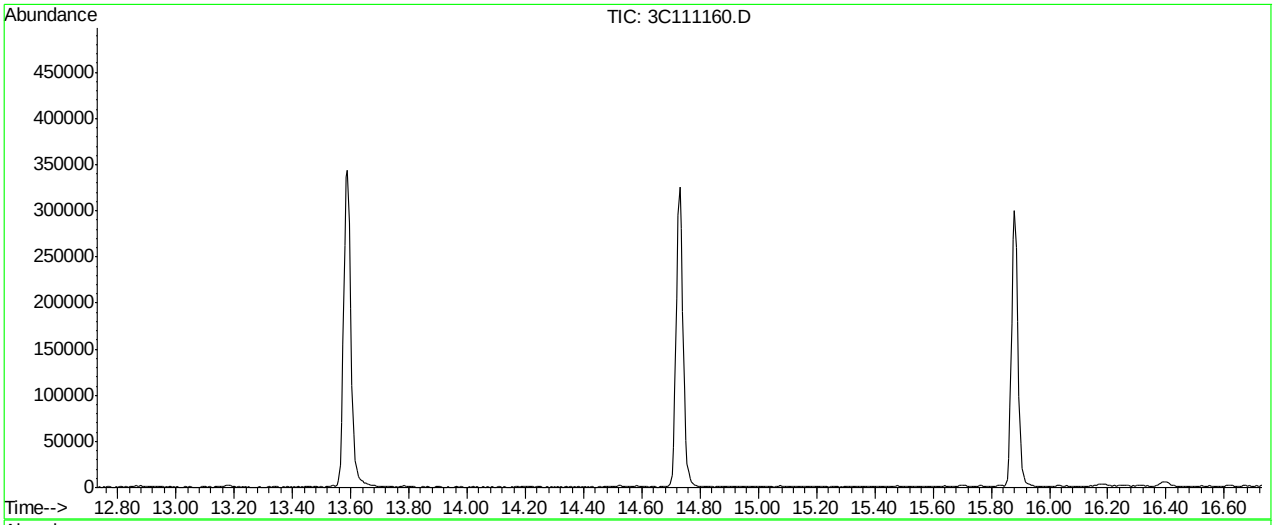

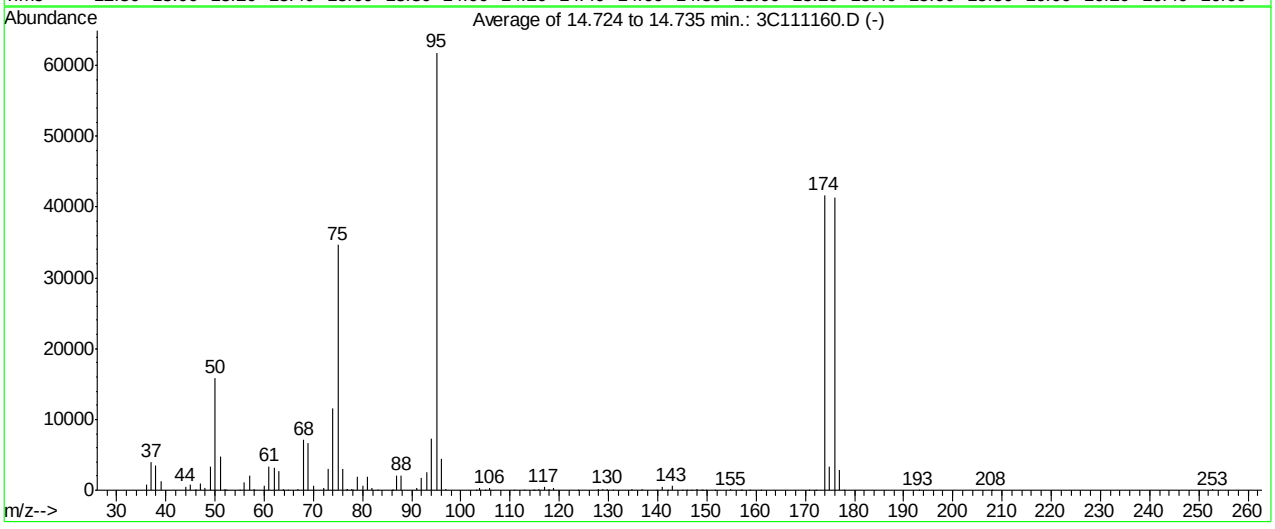

AutoFind: Scans 2083, 2084, 2085; Background Corrected with Scan 2075

Target Mass	Rel. to Mass	Lower Limit%	Upper Limit%	Rel. Abn%	Raw Abn	Result Pass/Fail
50	95	15	40	25.7	15909	PASS
75	95	30	60	56.1	34664	PASS
95	95	100	100	100.0	61842	PASS
96	95	5	9	7.2	4459	PASS
173	174	0.00	2	0.0	0	PASS
174	95	50	120	67.4	41669	PASS
175	174	5	9	7.9	3302	PASS
176	174	95	101	99.3	41378	PASS
177	176	5	9	6.7	2785	PASS

3C111160.D M3C4989.M Mon Jun 30 15:14:14 2014 MS3C

Average of 14.724 to 14.735 min.: 3C111160.D
BFB
Modified:subtracted

m/z	abund.	m/z	abund.	m/z	abund.	m/z	abund.
36.05	719	50.00	15909	63.00	2623	76.00	3086
37.00	4030	51.00	4761	63.95	193	76.80	106
38.00	3479	52.00	154	64.90	25	76.95	224
39.00	1349	52.20	61	66.95	185	77.80	201
44.00	509	55.00	78	68.00	7095	78.00	85
45.00	735	56.00	1185	69.00	6701	78.90	1940
45.95	82	57.00	2106	69.95	599	79.95	577
46.20	42	57.90	116	72.00	347	80.90	1872
47.00	880	60.00	602	73.00	3065	81.90	378
48.00	395	61.00	3331	74.00	11533	83.00	65
49.00	3283	62.00	3127	75.00	34664	85.90	39

Average of 14.724 to 14.735 min.: 3C111160.D
BFB
Modified:subtracted

m/z	abund.	m/z	abund.	m/z	abund.	m/z	abund.
86.10	33	103.85	260	123.90	32	144.95	62
86.95	2062	104.90	50	127.90	210	146.00	68
87.90	2068	105.90	314	128.85	134	146.85	75
90.90	278	110.80	25	129.85	231	147.90	98
91.95	1727	112.90	28	130.95	68	148.80	30
93.00	2578	114.70	45	134.85	109	149.10	31
94.00	7324	114.90	33	136.85	87	149.90	26
95.00	61842	115.85	231	139.80	29	151.70	25
96.00	4459	116.90	445	140.90	546	154.90	122
97.00	168	117.85	227	142.05	58	156.80	63
103.00	33	118.85	291	142.90	620	157.00	30

Average of 14.724 to 14.735 min.: 3C111160.D
BFB
Modified:subtracted

m/z	abund.	m/z	abund.	m/z	abund.	m/z	abund.
158.70	37	252.90	90				
160.95	57						
170.80	29						
172.20	68						
173.90	41669						
174.90	3302						
175.90	41378						
176.90	2785						
177.90	45						
193.10	31						
207.90	25						

SW-846 Method 8260

Data File : C:\MSDChem\1\DATA\Y146732.D Vial: 1
Acq On : 24 Jun 2014 10:07 am Operator: prashans
Sample : BFB Inst : MSY
Misc : MS69428,VY6377,5.0,,,,1 Multiplr: 1.00
MS Integration Params: RTEINT.P

Method : C:\MSDCHEM\1\METHODS\MYS6377.M (RTE Integrator)
Title : Method SW846 8260B, ZB624 60m x 0.25mm x 1.4um

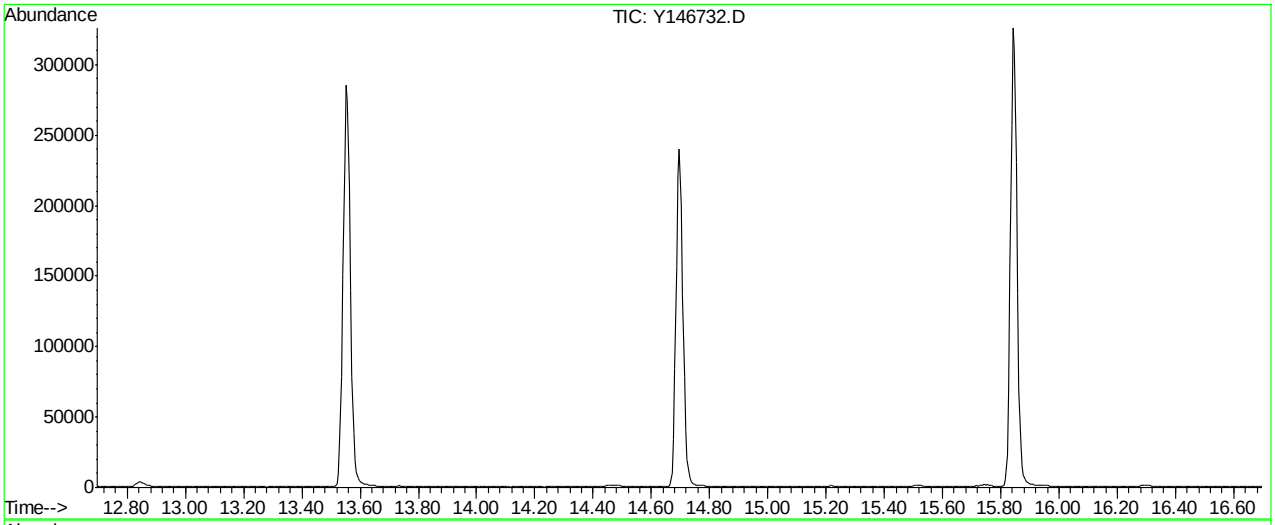

AutoFind: Scans 2231, 2232, 2233; Background Corrected with Scan 2222

Target Mass	Rel. to Mass	Lower Limit%	Upper Limit%	Rel. Abn%	Raw Abn	Result Pass/Fail
50	95	15	40	16.3	7405	PASS
75	95	30	60	42.8	19448	PASS
95	95	100	100	100.0	45440	PASS
96	95	5	9	6.6	3021	PASS
173	174	0.00	2	0.0	0	PASS
174	95	50	120	96.5	43845	PASS
175	174	5	9	7.7	3358	PASS
176	174	95	101	97.8	42872	PASS
177	176	5	9	6.7	2860	PASS

Y146732.D MYS6377.M Wed Jun 25 11:35:55 2014 RPT1

Average of 14.692 to 14.702 min.: Y146732.D
BFB
Modified:subtracted

m/z	abund.	m/z	abund.	m/z	abund.	m/z	abund.
36.10	384	50.10	7405	67.20	53	78.95	874
37.10	1873	51.10	2280	68.05	3787	80.00	262
38.10	1622	52.05	115	69.05	3738	80.95	834
39.10	696	55.10	179	70.05	317	81.95	177
40.05	108	56.05	572	72.05	191	86.00	40
43.10	79	57.05	1004	73.05	1661	87.00	2421
44.05	108	60.05	373	74.10	6211	88.00	2392
45.10	346	61.05	1602	75.10	19448	90.95	142
47.10	736	62.10	1684	76.10	1578	92.00	1056
48.05	229	63.05	1196	77.00	296	93.05	1587
49.10	1479	64.10	103	78.00	243	94.05	4676

Average of 14.692 to 14.702 min.: Y146732.D
BFB
Modified:subtracted

m/z	abund.	m/z	abund.	m/z	abund.	m/z	abund.
95.10	45440	135.00	39	178.00	35		
96.05	3021	137.00	35				
97.05	77	140.90	321				
103.95	166	142.95	376				
105.95	138	147.95	83				
115.90	85	154.90	75				
116.95	218	156.90	36				
117.95	89	174.00	43845				
119.00	212	175.00	3358				
127.90	192	176.00	42872				
129.95	134	177.00	2860				

SW-846 Method 8260

Data File : C:\MSDChem\1\DATA\Y146747.D Vial: 1
Acq On : 25 Jun 2014 9:32 am Operator: prashans
Sample : BFB2 Inst : MSY
Misc : MS69208,VY6377,5.0,,,,1 Multiplr: 1.00
MS Integration Params: RTEINT.P

Method : C:\MSDCHEM\1\METHODS\MYS6377.M (RTE Integrator)
Title : Method SW846 8260B, ZB624 60m x 0.25mm x 1.4um

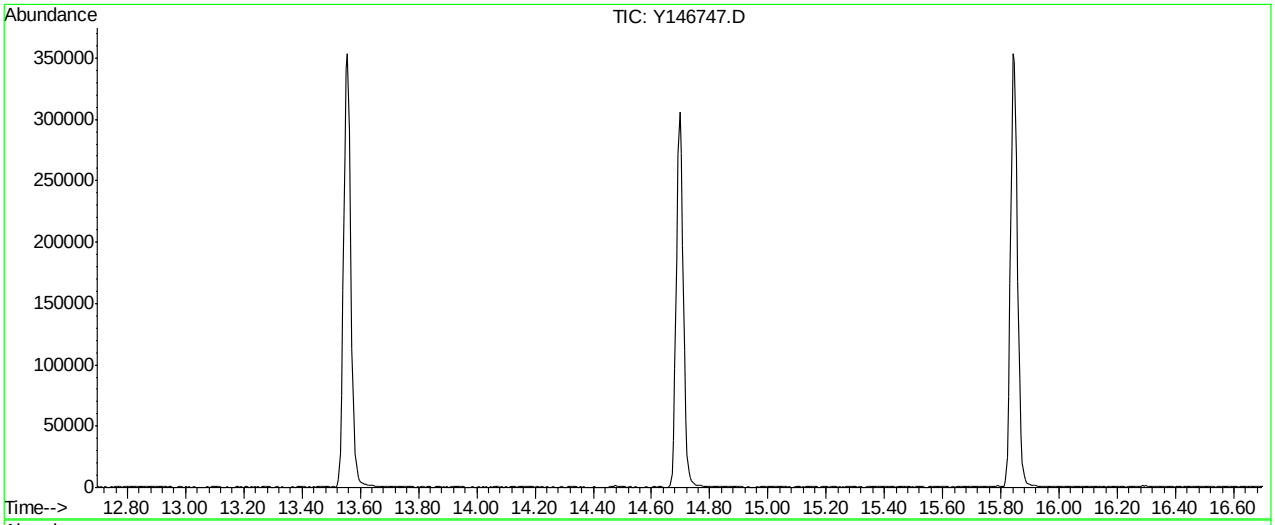

AutoFind: Scans 2231, 2232, 2233; Background Corrected with Scan 2222

Target Mass	Rel. to Mass	Lower Limit%	Upper Limit%	Rel. Abn%	Raw Abn	Result Pass/Fail
50	95	15	40	16.3	9478	PASS
75	95	30	60	43.6	25410	PASS
95	95	100	100	100.0	58253	PASS
96	95	5	9	6.7	3921	PASS
173	174	0.00	2	0.0	0	PASS
174	95	50	120	94.9	55309	PASS
175	174	5	9	7.7	4235	PASS
176	174	95	101	98.5	54496	PASS
177	176	5	9	6.4	3483	PASS

Y146747.D MYS6377.M Wed Jun 25 11:36:22 2014 RPT1

Average of 14.691 to 14.702 min.: Y146747.D
BFB2
Modified:subtracted

m/z	abund.	m/z	abund.	m/z	abund.	m/z	abund.
36.10	501	48.05	300	63.10	1542	76.95	364
37.10	2482	49.10	2025	64.10	159	77.95	304
38.10	2189	50.10	9478	67.10	175	78.95	1054
39.10	892	51.10	2917	68.05	4833	80.00	381
40.00	62	52.05	125	69.05	5064	80.95	1092
41.10	129	55.10	359	70.10	421	81.95	228
42.15	146	56.05	766	72.05	282	87.00	3233
43.10	42	57.05	1339	73.05	2236	88.00	2973
44.05	345	60.05	442	74.10	7969	91.00	168
45.10	425	61.05	2222	75.10	25410	92.00	1275
47.05	919	62.10	2212	76.10	2153	93.05	2006

Average of 14.691 to 14.702 min.: Y146747.D
BFB2
Modified:subtracted

m/z	abund.	m/z	abund.	m/z	abund.	m/z	abund.
94.10	5869	118.95	234	175.00	4235		
95.10	58253	127.95	209	176.00	54496		
96.05	3921	128.90	73	177.00	3483		
97.05	122	129.90	179	178.00	80		
98.05	82	137.00	39				
103.95	202	140.95	430				
104.90	34	142.95	437				
105.95	180	147.95	118				
115.95	166	154.95	148				
116.95	290	156.95	109				
117.90	162	174.00	55309				

SW-846 Method 8260

Data File : C:\MSDCHEM\1\DATA\Y146907.D Vial: 1
Acq On : 1 Jul 2014 3:09 pm Operator: prashans
Sample : BFB Inst : MSY
Misc : MS69889,VY6385,5.0,,,,1 Multiplr: 1.00
MS Integration Params: RTEINT.P

Method : C:\MSDCHEM\1\METHODS\MYS6377.M (RTE Integrator)
Title : Method SW846 8260B, ZB624 60m x 0.25mm x 1.4um

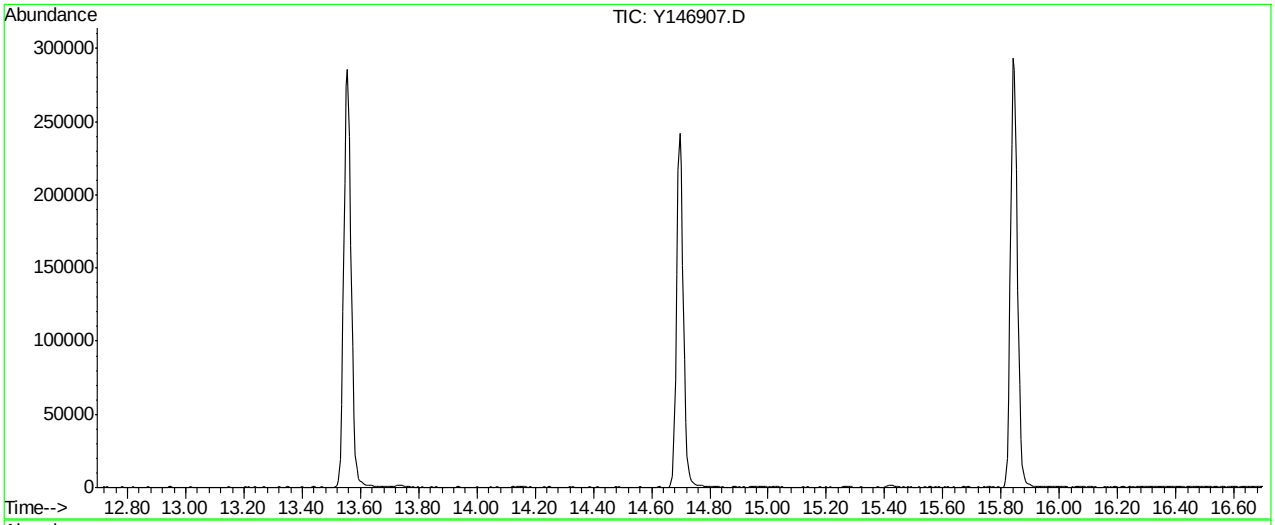

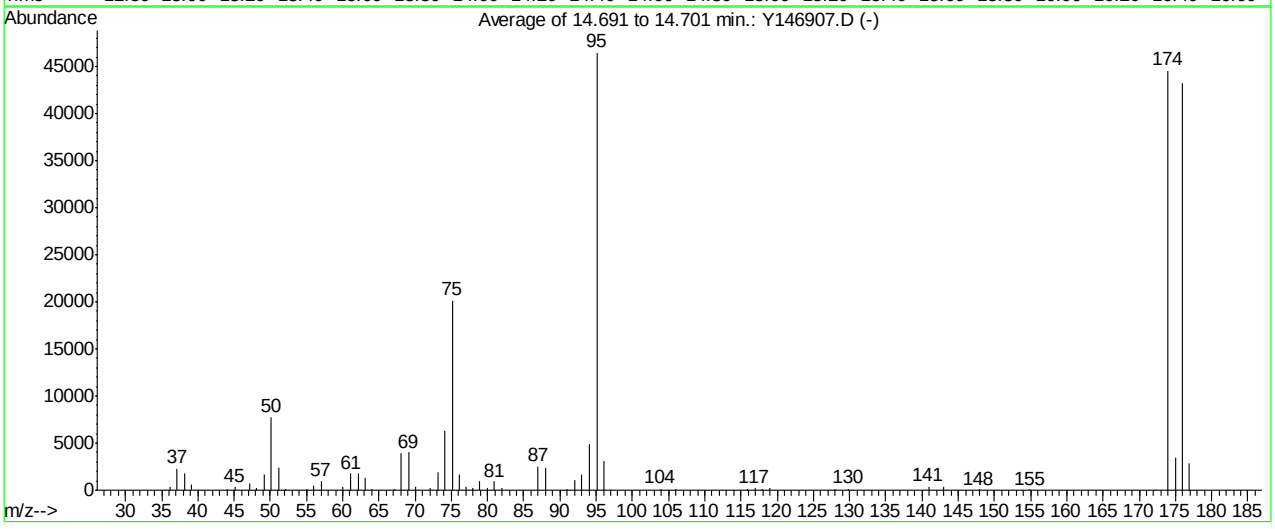

AutoFind: Scans 2231, 2232, 2233; Background Corrected with Scan 2223

Target Mass	Rel. to Mass	Lower Limit%	Upper Limit%	Rel. Abn%	Raw Abn	Result Pass/Fail
50	95	15	40	16.8	7791	PASS
75	95	30	60	43.4	20162	PASS
95	95	100	100	100.0	46477	PASS
96	95	5	9	6.7	3115	PASS
173	174	0.00	2	0.0	0	PASS
174	95	50	120	95.8	44530	PASS
175	174	5	9	7.8	3460	PASS
176	174	95	101	97.1	43237	PASS
177	176	5	9	6.6	2844	PASS

Y146907.D MYS6377.M Wed Jul 02 08:29:38 2014 RPT1

Average of 14.691 to 14.701 min.: Y146907.D
BFB
Modified:subtracted

m/z	abund.	m/z	abund.	m/z	abund.	m/z	abund.
36.10	407	51.10	2358	68.05	3916	80.00	250
37.10	2271	52.05	92	69.10	4022	80.95	922
38.10	1752	55.00	88	70.05	314	82.00	228
39.10	646	56.05	535	72.05	231	87.00	2514
40.00	9	57.05	1000	73.10	1863	88.00	2345
44.00	167	60.05	379	74.05	6354	90.90	160
45.10	329	61.10	1770	75.10	20162	92.00	1092
47.10	740	62.10	1735	76.05	1659	93.05	1652
48.05	283	63.05	1307	77.00	362	94.05	4868
49.10	1700	64.05	141	77.95	245	95.10	46477
50.10	7791	67.10	146	78.95	915	96.05	3115

Average of 14.691 to 14.701 min.: Y146907.D
BFB
Modified:subtracted

m/z	abund.	m/z	abund.	m/z	abund.	m/z	abund.
97.00	34	147.90	118				
103.95	151	154.95	86				
105.95	151	172.10	34				
115.95	99	174.00	44530				
116.95	231	175.00	3460				
117.95	159	176.00	43237				
118.95	202	176.95	2844				
127.90	116						
129.85	172						
140.90	365						
142.95	361						

Quantitation Report (QT Reviewed)

Data Path : C:\msdchem\1\DATA\
Data File : 2C119186.D
Acq On : 5 Jun 2014 4:19 pm
Operator : toanp
Sample : ic5480-0.2
Misc : MS68133, V2C5480,w,,,,1
ALS Vial : 2 Sample Multiplier: 1

Quant Time: Jun 09 09:08:33 2014
Quant Method : C:\MSDCHEM\1\METHODS\M2C5480.M
Quant Title : SW846 8260B, Column ZB624 60mX0.25mmX1.4um
QLast Update : Fri Jun 06 09:26:57 2014
Response via : Initial Calibration

Compound	R.T.	QIon	Response	Conc	Units		Dev(Min)
Internal Standards							
1) Tert Butyl Alcohol-d9	7.429	65	212829	500.00	ug/L		0.02
5) pentafluorobenzene	9.888	168	390976	50.00	ug/L		0.00
61) 1,4-difluorobenzene	10.837	114	483674	50.00	ug/L		0.00
92) chlorobenzene-d5	13.914	117	407644	50.00	ug/L		0.00
107) 1,4-dichlorobenzene-d4	16.101	152	212755	50.00	ug/L		0.00
System Monitoring Compounds							
54) dibromofluoromethane (s)	0.000	113	0d	0.00	ug/L		
Spiked Amount 50.000	Range 79 - 120		Recovery =	0.00%#			
55) 1,2-dichloroethane-d4 (s)	0.000	65	0d	0.00	ug/L		
Spiked Amount 50.000	Range 72 - 123		Recovery =	0.00%#			
84) toluene-d8 (s)	0.000	98	0d	0.00	ug/L		
Spiked Amount 50.000	Range 78 - 119		Recovery =	0.00%#			
109) 4-bromofluorobenzene (s)	0.000	95	0d	0.00	ug/L		
Spiked Amount 50.000	Range 74 - 119		Recovery =	0.00%#			
Target Compounds							Qvalue
11) chlorodifluoromethane	3.769	51	522	0.17	ug/L		67
17) bromomethane	4.996	94	502	0.21	ug/L	#	75
33) carbon disulfide	7.072	76	1508	0.18	ug/L		75
34) methylene chloride	7.450	84	568	0.20	ug/L	#	53
37) methyl tert butyl ether	7.822	73	1494	0.19	ug/L		53
39) di-isopropyl ether	8.498	45	1924	0.20	ug/L	#	44
41) 1,1-dichloroethane	8.498	63	772	0.15	ug/L	#	50
45) ethyl tert-butyl ether	9.012	59	1438	0.17	ug/L		98
66) 1,1-dichloropropene	10.176	75	579	0.17	ug/L	#	47
67) hexane	8.210	57	813	0.22	ug/L		84
69) iso-octane	10.449	57	1251	0.17	ug/L	#	64
70) benzene	10.438	78	2337	0.22	ug/L		79
82) bromodichloromethane	11.738	83	617	0.17	ug/L		90
83) cis-1,3-dichloropropene	12.200	75	779	0.18	ug/L	#	68
86) toluene	12.551	92	1036	0.17	ug/L		92
88) trans-1,3-dichloropropene	12.761	75	699	0.17	ug/L		98
94) 1,3-dichloropropane	13.123	76	766	0.19	ug/L		92
100) chlorobenzene	13.951	112	1253	0.19	ug/L		84
102) ethylbenzene	14.009	91	2037	0.18	ug/L		91
104) o-xylene	14.496	106	704	0.16	ug/L		92
108) isopropylbenzene	14.821	105	1912	0.18	ug/L		94
111) bromobenzene	15.199	156	556	0.18	ug/L	#	78
112) 1,1,2,2-tetrachloroethane	15.104	83	701	0.18	ug/L		82
115) n-propylbenzene	15.209	91	2343	0.19	ug/L		91
117) 4-chlorotoluene	15.435	91	1457	0.18	ug/L		87
118) 1,3,5-trimethylbenzene	15.346	105	1703	0.19	ug/L		93
119) tert-butylbenzene	15.671	119	1419	0.18	ug/L		97
121) 1,2,4-trimethylbenzene	15.713	105	1591	0.18	ug/L		78
122) sec-butylbenzene	15.875	105	2067	0.17	ug/L		95
123) 1,3-dichlorobenzene	16.053	146	1068	0.18	ug/L		78
124) p-isopropyltoluene	15.985	119	1736	0.18	ug/L		88
126) 1,4-dichlorobenzene	16.122	146	1185m	0.21	ug/L		

Quantitation Report (QT Reviewed)

Data Path : C:\msdchem\1\DATA\
Data File : 2C119186.D
Acq On : 5 Jun 2014 4:19 pm
Operator : toanp
Sample : ic5480-0.2
Misc : MS68133, V2C5480,w,,,,1
ALS Vial : 2 Sample Multiplier: 1

Quant Time: Jun 09 09:08:33 2014
Quant Method : C:\MSDCHEM\1\METHODS\M2C5480.M
Quant Title : SW846 8260B, Column ZB624 60mX0.25mmX1.4um
QLast Update : Fri Jun 06 09:26:57 2014
Response via : Initial Calibration

Compound	R.T.	QIon	Response	Conc	Units	Dev(Min)
127) 1,2-dichlorobenzene	16.489	146	1085	0.19	ug/L	88
130) 1,3,5-trichlorobenzene	17.417	180	928	0.19	ug/L	96
133) naphthalene	18.324	128	2393	0.23	ug/L	84
134) 1,2,3-trichlorobenzene	18.570	180	805	0.20	ug/L	90

(#) = qualifier out of range (m) = manual integration (+) = signals summed

Quantitation Report (QT Reviewed)

Data Path : C:\msdchem\1\DATA\
Data File : 2C119186.D
Acq On : 5 Jun 2014 4:19 pm
Operator : toanp
Sample : ic5480-0.2
Misc : MS68133, V2C5480,w,,,,1
ALS Vial : 2 Sample Multiplier: 1

Quant Time: Jun 09 09:08:33 2014
Quant Method : C:\MSDCHEM\1\METHODS\M2C5480.M
Quant Title : SW846 8260B, Column ZB624 60mX0.25mmX1.4um
QLast Update : Fri Jun 06 09:26:57 2014
Response via : Initial Calibration

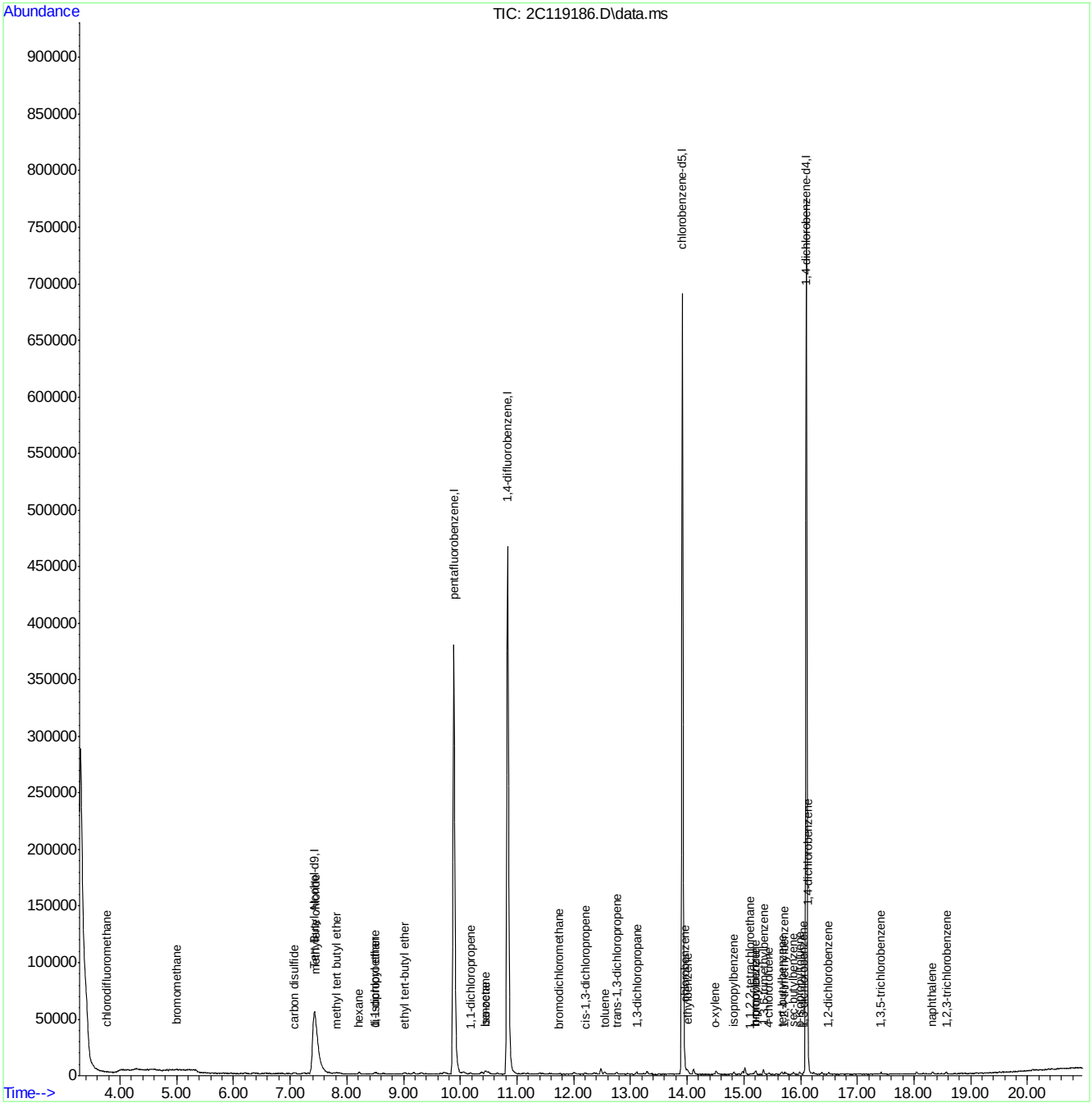

Quantitation Report (Qedit)

Data Path : C:\msdchem\1\DATA\
Data File : 2C119186.D
Acq On : 5 Jun 2014 4:19 pm
Operator : toanp
Sample : ic5480-0.2
Misc : MS68133, V2C5480,w,,,,1
ALS Vial : 2 Sample Multiplier: 1

Quant Time: Jun 06 10:35:10 2014
Quant Method : C:\MSDCHEM\1\METHODS\M2C5480.M
Quant Title : SW846 8260B, Column ZB624 60mX0.25mmX1.4um
QLast Update : Fri Jun 06 09:26:57 2014
Response via : Initial Calibration

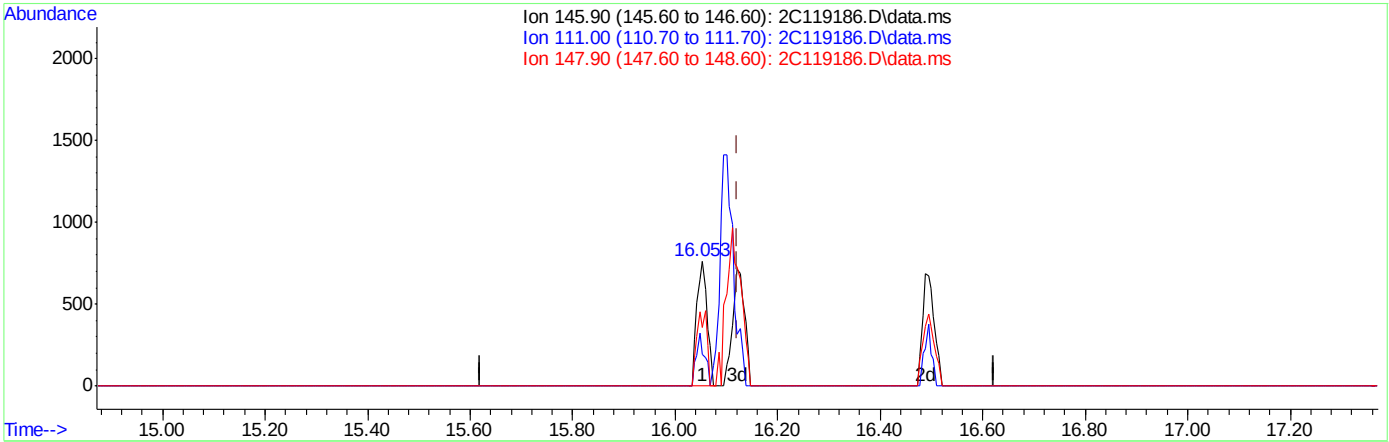

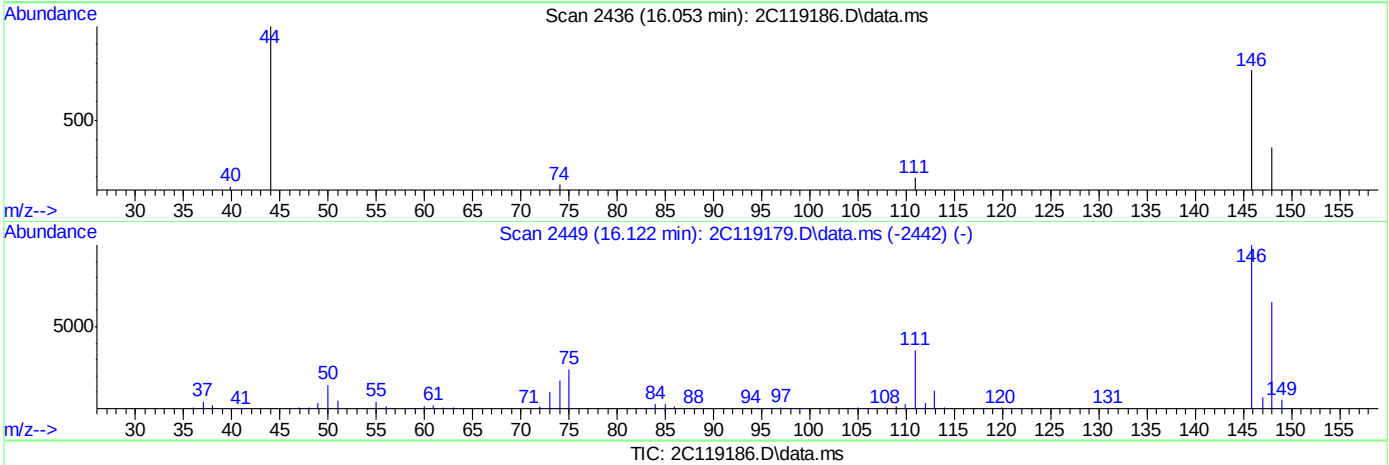

TIC: 2C119186.D\data.ms

(126) 1,4-dichlorobenzene

16.053min (-0.068) 0.19ug/L

response 1068

Ion	Exp%	Act%
145.90	100	100
111.00	35.70	25.39
147.90	65.00	46.73
0.00	0.00	0.00

ACCUTEST LABORATORIES JB70128

Quantitation Report (Qedit)

Data Path : C:\msdchem\1\DATA\
Data File : 2C119186.D
Acq On : 5 Jun 2014 4:19 pm
Operator : toanp
Sample : ic5480-0.2
Misc : MS68133, V2C5480,w,,,,1
ALS Vial : 2 Sample Multiplier: 1

Quant Time: Jun 09 09:08:33 2014
Quant Method : C:\MSDCHEM\1\METHODS\M2C5480.M
Quant Title : SW846 8260B, Column ZB624 60mX0.25mmX1.4um
QLast Update : Fri Jun 06 09:26:57 2014
Response via : Initial Calibration

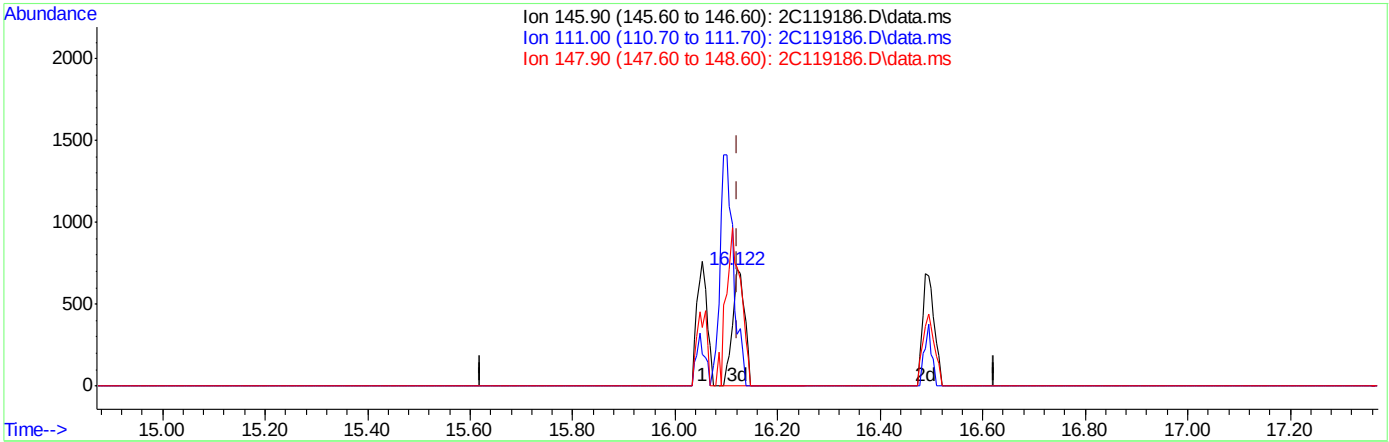

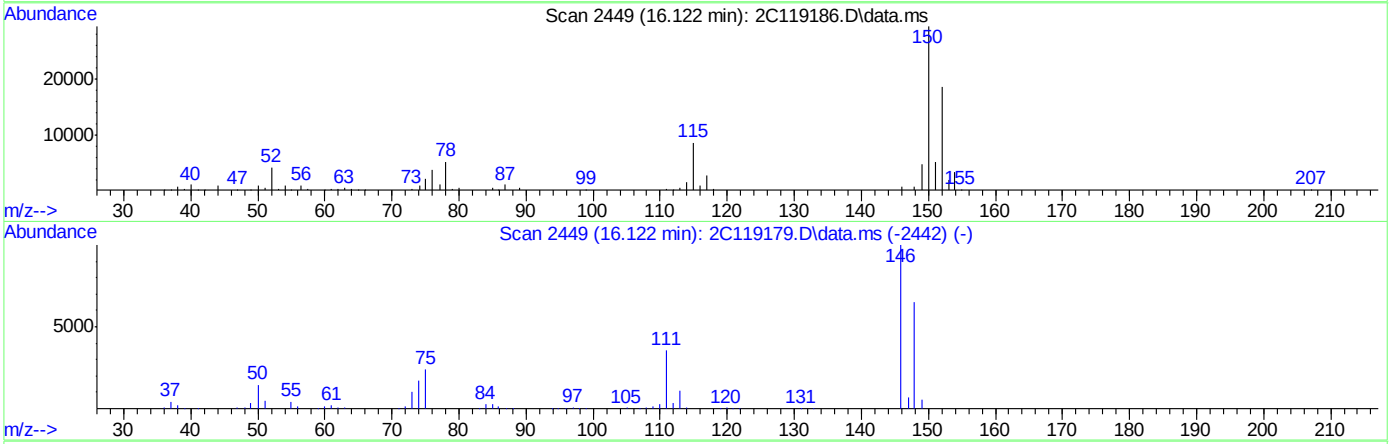

TIC: 2C119186.D\data.ms

(126) 1,4-dichlorobenzene

16.122min (-0.000) 0.21ug/L m

response 1185

Ion	Exp%	Act%
145.90	100	100
111.00	35.70	44.04
147.90	65.00	102.24#
0.00	0.00	0.00

Quantitation Report (QT Reviewed)

Data Path : C:\msdchem\1\DATA\
Data File : 2C119187.D
Acq On : 5 Jun 2014 4:48 pm
Operator : toanp
Sample : ic5480-0.5
Misc : MS68133, V2C5480,w,,,,1
ALS Vial : 3 Sample Multiplier: 1

Quant Time: Jun 06 10:35:18 2014
Quant Method : C:\MSDCHEM\1\METHODS\M2C5480.M
Quant Title : SW846 8260B, Column ZB624 60mX0.25mmX1.4um
QLast Update : Fri Jun 06 09:26:57 2014
Response via : Initial Calibration

Compound	R.T.	QIon	Response	Conc	Units		Dev(Min)
Internal Standards							
1) Tert Butyl Alcohol-d9	7.403	65	192246	500.00	ug/L		-0.01
5) pentafluorobenzene	9.888	168	380300	50.00	ug/L		0.00
61) 1,4-difluorobenzene	10.837	114	467318	50.00	ug/L		0.00
92) chlorobenzene-d5	13.914	117	394131	50.00	ug/L		0.00
107) 1,4-dichlorobenzene-d4	16.101	152	208309	50.00	ug/L		0.00
System Monitoring Compounds							
54) dibromofluoromethane (s)	0.000	113	0d	0.00	ug/L		
Spiked Amount 50.000	Range 79 - 120		Recovery =	0.00%#			
55) 1,2-dichloroethane-d4 (s)	0.000	65	0d	0.00	ug/L		
Spiked Amount 50.000	Range 72 - 123		Recovery =	0.00%#			
84) toluene-d8 (s)	0.000	98	0d	0.00	ug/L		
Spiked Amount 50.000	Range 78 - 119		Recovery =	0.00%#			
109) 4-bromofluorobenzene (s)	0.000	95	0d	0.00	ug/L		
Spiked Amount 50.000	Range 74 - 119		Recovery =	0.00%#			
Target Compounds							Qvalue
11) chlorodifluoromethane	3.748	51	1152	0.40	ug/L		67
15) chloromethane	4.037	50	2063	0.50	ug/L		85
16) vinyl chloride	4.299	62	1574	0.43	ug/L		71
17) bromomethane	4.996	94	1125	0.49	ug/L		93
18) chloroethane	5.201	64	653	0.39	ug/L	#	45
27) 1,1-dichloroethene	6.642	96	920	0.39	ug/L	#	45
31) iodomethane	6.920	142	1587	0.34	ug/L		90
33) carbon disulfide	7.067	76	3409	0.43	ug/L		79
34) methylene chloride	7.445	84	1202	0.44	ug/L		99
36) methyl acetate	7.303	43	1137	0.41	ug/L		63
37) methyl tert butyl ether	7.817	73	3364	0.44	ug/L		99
38) trans-1,2-dichloroethene	7.880	96	1148	0.45	ug/L		80
39) di-isopropyl ether	8.509	45	4044	0.43	ug/L	#	37
41) 1,1-dichloroethane	8.498	63	1967	0.40	ug/L		79
45) ethyl tert-butyl ether	9.017	59	3299	0.40	ug/L		96
48) cis-1,2-dichloroethene	9.316	96	1225	0.44	ug/L	#	73
51) tetrahydrofuran	9.715	42	630	0.46	ug/L	#	36
52) chloroform	9.699	83	2091	0.46	ug/L		73
58) 1,1,1-trichloroethane	9.972	97	1429	0.41	ug/L	#	31
60) tert amyl alcohol	10.501	55	987	2.29	ug/L	#	89
63) epichlorohydrin	12.121	57	658	1.85	ug/L		54
65) carbon tetrachloride	10.181	117	1325	0.40	ug/L		92
66) 1,1-dichloropropene	10.176	75	1416	0.42	ug/L		70
67) hexane	8.215	57	1400	0.40	ug/L		83
69) iso-octane	10.465	57	3180	0.44	ug/L	#	66
70) benzene	10.444	78	4601	0.45	ug/L		87
71) tert-amyl methyl ether	10.491	87	616	0.34	ug/L	#	34
73) isopropyl acetate	10.402	43	3520	0.51	ug/L		87
74) 1,2-dichloroethane	10.465	62	1265	0.39	ug/L		87
75) trichloroethene	11.188	95	1035	0.41	ug/L		87
76) 2-nitropropane	11.954	41	806	0.61	ug/L	#	79
79) 1,2-dichloropropane	11.440	63	985	0.36	ug/L		96

Quantitation Report (QT Reviewed)

Data Path : C:\msdchem\1\DATA\
Data File : 2C119187.D
Acq On : 5 Jun 2014 4:48 pm
Operator : toanp
Sample : ic5480-0.5
Misc : MS68133, V2C5480,w,,,,1
ALS Vial : 3 Sample Multiplier: 1

Quant Time: Jun 06 10:35:18 2014
Quant Method : C:\MSDCHEM\1\METHODS\M2C5480.M
Quant Title : SW846 8260B, Column ZB624 60mX0.25mmX1.4um
QLast Update : Fri Jun 06 09:26:57 2014
Response via : Initial Calibration

Compound	R.T.	QIon	Response	Conc	Units		Dev(Min)
80) dibromomethane	11.602	93	601	0.36	ug/L		94
82) bromodichloromethane	11.733	83	1375	0.40	ug/L		95
83) cis-1,3-dichloropropene	12.200	75	1719	0.40	ug/L		88
86) toluene	12.551	92	2401	0.41	ug/L		96
88) trans-1,3-dichloropropene	12.745	75	1608	0.41	ug/L		85
90) 1,1,2-trichloroethane	12.939	83	831	0.40	ug/L		84
93) tetrachloroethene	13.107	164	865	0.39	ug/L		89
94) 1,3-dichloropropane	13.112	76	1524	0.39	ug/L		95
97) dibromochloromethane	13.369	129	1095	0.37	ug/L		88
100) chlorobenzene	13.946	112	2775	0.43	ug/L		97
101) 1,1,1,2-tetrachloroethane	14.004	131	1135	0.45	ug/L		89
102) ethylbenzene	14.004	91	4600	0.43	ug/L		95
103) m,p-xylene	14.108	106	3434	0.81	ug/L		99
104) o-xylene	14.502	106	1693	0.41	ug/L		92
105) styrene	14.517	104	2751	0.39	ug/L		94
108) isopropylbenzene	14.822	105	4676	0.44	ug/L		98
110) cyclohexanone	14.974	55	2883	6.20	ug/L		94
111) bromobenzene	15.199	156	1237	0.40	ug/L	#	72
112) 1,1,2,2-tetrachloroethane	15.105	83	1548	0.40	ug/L		91
115) n-propylbenzene	15.210	91	4862	0.40	ug/L		95
116) 2-chlorotoluene	15.341	126	1131	0.42	ug/L		93
117) 4-chlorotoluene	15.435	91	3461	0.44	ug/L		95
118) 1,3,5-trimethylbenzene	15.346	105	3686	0.42	ug/L		97
119) tert-butylbenzene	15.671	119	3449	0.45	ug/L		94
120) pentachloroethane	15.744	167	745	0.37	ug/L		91
121) 1,2,4-trimethylbenzene	15.718	105	3625	0.42	ug/L		92
122) sec-butylbenzene	15.870	105	5122	0.44	ug/L		92
123) 1,3-dichlorobenzene	16.048	146	2354	0.41	ug/L		90
124) p-isopropyltoluene	15.985	119	3782	0.39	ug/L		96
126) 1,4-dichlorobenzene	16.127	146	2219	0.40	ug/L		83
127) 1,2-dichlorobenzene	16.494	146	2371	0.42	ug/L		86
128) n-butylbenzene	16.373	92	1909	0.38	ug/L		91
130) 1,3,5-trichlorobenzene	17.422	180	1842	0.39	ug/L		97
132) hexachlorobutadiene	18.167	225	944	0.40	ug/L		93
133) naphthalene	18.324	128	3829	0.38	ug/L		100
134) 1,2,3-trichlorobenzene	18.576	180	1462	0.36	ug/L		85

(#) = qualifier out of range (m) = manual integration (+) = signals summed

Quantitation Report (QT Reviewed)

Data Path : C:\msdchem\1\DATA\
Data File : 2C119187.D
Acq On : 5 Jun 2014 4:48 pm
Operator : toanp
Sample : ic5480-0.5
Misc : MS68133, V2C5480,w,,,,1
ALS Vial : 3 Sample Multiplier: 1

Quant Time: Jun 06 10:35:18 2014
Quant Method : C:\MSDCHEM\1\METHODS\M2C5480.M
Quant Title : SW846 8260B, Column ZB624 60mX0.25mmX1.4um
QLast Update : Fri Jun 06 09:26:57 2014
Response via : Initial Calibration

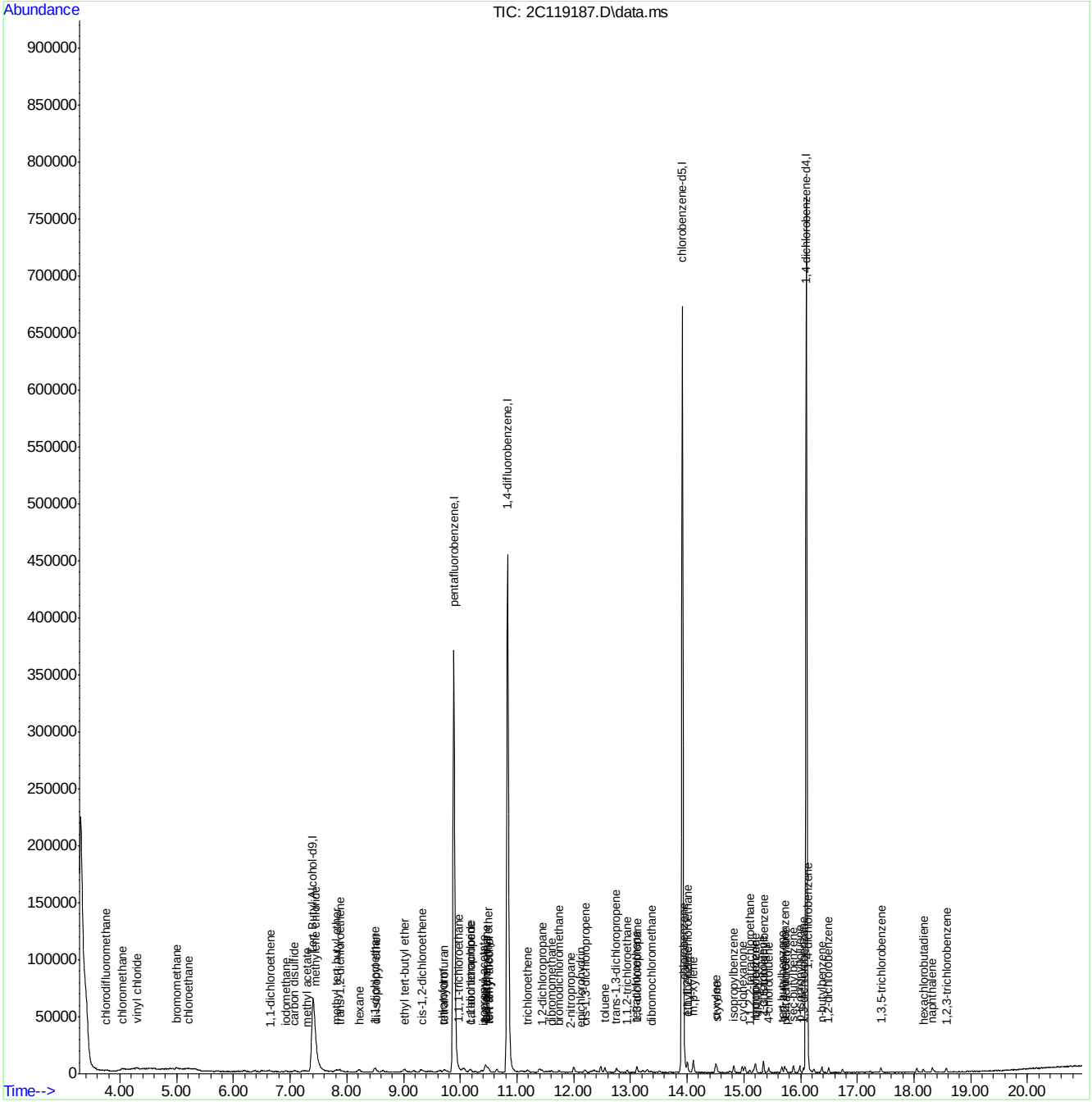

Quantitation Report (QT Reviewed)

Data Path : C:\msdchem\1\DATA\
Data File : 2C119188.D
Acq On : 5 Jun 2014 5:16 pm
Operator : toanp
Sample : ic5480-1
Misc : MS68133, V2C5480,w,,,,1
ALS Vial : 4 Sample Multiplier: 1

Quant Time: Jun 06 10:34:59 2014
Quant Method : C:\MSDCHEM\1\METHODS\M2C5480.M
Quant Title : SW846 8260B, Column ZB624 60mX0.25mmX1.4um
QLast Update : Fri Jun 06 09:26:57 2014
Response via : Initial Calibration

Compound	R.T.	QIon	Response	Conc	Units		Dev(Min)
Internal Standards							
1) Tert Butyl Alcohol-d9	7.403	65	184266	500.00	ug/L		-0.01
5) pentafluorobenzene	9.883	168	377120	50.00	ug/L		0.00
61) 1,4-difluorobenzene	10.837	114	463214	50.00	ug/L		0.00
92) chlorobenzene-d5	13.915	117	394362	50.00	ug/L		0.00
107) 1,4-dichlorobenzene-d4	16.101	152	206883	50.00	ug/L		0.00
System Monitoring Compounds							
54) dibromofluoromethane (s)	9.919	113	2597	1.02	ug/L		0.01
Spiked Amount 50.000	Range 79 - 120		Recovery = 2.04%#				
55) 1,2-dichloroethane-d4 (s)	10.360	65	3001	1.01	ug/L		0.01
Spiked Amount 50.000	Range 72 - 123		Recovery = 2.02%#				
84) toluene-d8 (s)	12.473	98	8505	0.96	ug/L		0.00
Spiked Amount 50.000	Range 78 - 119		Recovery = 1.92%#				
109) 4-bromofluorobenzene (s)	15.016	95	3495	1.05	ug/L		0.00
Spiked Amount 50.000	Range 74 - 119		Recovery = 2.10%#				
Target Compounds							Qvalue
2) tertiary butyl alcohol	7.555	59	1906	4.46	ug/L	#	100
3) ethanol	6.024	45	2382	180.12	ug/L	#	1
11) chlorodifluoromethane	3.759	51	2584	0.90	ug/L		85
15) chloromethane	4.031	50	3543	0.86	ug/L		93
16) vinyl chloride	4.299	62	2966	0.81	ug/L		90
17) bromomethane	5.007	94	2031	0.89	ug/L		76
18) chloroethane	5.201	64	1445	0.87	ug/L		71
22) 2-CHLOROPROPANE	6.365	43	5172	1.10	ug/L	#	73
26) acrolein	6.427	56	770613	986.67	ug/L		99
27) 1,1-dichloroethene	6.616	96	1872	0.80	ug/L	#	66
33) carbon disulfide	7.067	76	6739	0.85	ug/L		87
34) methylene chloride	7.424	84	2250	0.84	ug/L		91
36) methyl acetate	7.277	43	2705	0.98	ug/L		63
37) methyl tert butyl ether	7.833	73	6450	0.85	ug/L		93
38) trans-1,2-dichloroethene	7.854	96	2121	0.84	ug/L		88
39) di-isopropyl ether	8.493	45	8994	0.96	ug/L	#	37
41) 1,1-dichloroethane	8.493	63	3757	0.78	ug/L		92
43) acrylonitrile	7.864	53	4901	3.76	ug/L		86
45) ethyl tert-butyl ether	9.012	59	7624	0.93	ug/L		92
47) 2,2-dichloropropane	9.295	77	2942	0.89	ug/L		81
48) cis-1,2-dichloroethene	9.311	96	2110	0.77	ug/L		86
49) propionitrile	9.411	54	4081	7.90	ug/L		85
50) bromochloromethane	9.636	128	1011	0.71	ug/L		79
51) tetrahydrofuran	9.699	42	1537	1.14	ug/L	#	36
52) chloroform	9.710	83	3783	0.83	ug/L		94
53) t-butyl formate	9.741	59	1975	0.86	ug/L		92
57) methacrylonitrile	9.610	41	1803	0.86	ug/L		78
58) 1,1,1-trichloroethane	9.966	97	2946	0.84	ug/L	#	58
59) Cyclohexane	10.040	84	2841	0.82	ug/L	#	63
63) epichlorohydrin	12.106	57	1596	4.54	ug/L		84
65) carbon tetrachloride	10.187	117	2552	0.79	ug/L		85
66) 1,1-dichloropropene	10.166	75	2706	0.81	ug/L		97

Quantitation Report (QT Reviewed)

Data Path : C:\msdchem\1\DATA\
Data File : 2C119188.D
Acq On : 5 Jun 2014 5:16 pm
Operator : toanp
Sample : ic5480-1
Misc : MS68133, V2C5480,w,,,,1
ALS Vial : 4 Sample Multiplier: 1

Quant Time: Jun 06 10:34:59 2014
Quant Method : C:\MSDCHEM\1\METHODS\M2C5480.M
Quant Title : SW846 8260B, Column ZB624 60mX0.25mmX1.4um
QLast Update : Fri Jun 06 09:26:57 2014
Response via : Initial Calibration

Compound	R.T.	QIon	Response	Conc	Units		Dev(Min)
67) hexane	8.205	57	3056	0.88	ug/L		80
69) iso-octane	10.438	57	6372	0.90	ug/L		87
70) benzene	10.438	78	8749	0.86	ug/L		92
71) tert-amyl methyl ether	10.486	87	1741	0.98	ug/L	#	63
72) heptane	10.638	57	2072	0.74	ug/L		93
73) isopropyl acetate	10.402	43	6972	1.03	ug/L		96
74) 1,2-dichloroethane	10.470	62	2667	0.83	ug/L		85
75) trichloroethene	11.193	95	2135	0.85	ug/L		83
76) 2-nitropropane	11.943	41	1288	0.98	ug/L	#	78
77) 2-chloroethyl vinyl ether	11.990	63	7210	4.03	ug/L		97
79) 1,2-dichloropropane	11.445	63	2233	0.83	ug/L		89
80) dibromomethane	11.602	93	1411	0.84	ug/L		91
81) methylcyclohexane	11.398	83	3564	0.85	ug/L		96
82) bromodichloromethane	11.733	83	2837	0.83	ug/L		97
83) cis-1,3-dichloropropene	12.200	75	3398	0.80	ug/L		92
85) 4-methyl-2-pentanone	12.300	58	1162	0.85	ug/L	#	69
86) toluene	12.546	92	5086	0.88	ug/L		85
87) 3-methyl-1-butanol	12.342	55	2778	18.64	ug/L		84
88) trans-1,3-dichloropropene	12.745	75	3312	0.84	ug/L		86
89) ethyl methacrylate	12.751	69	3046	0.80	ug/L		80
90) 1,1,2-trichloroethane	12.939	83	1695	0.82	ug/L		92
93) tetrachloroethene	13.107	164	1732	0.79	ug/L		93
94) 1,3-dichloropropane	13.112	76	3272	0.83	ug/L		98
95) butyl acetate	13.201	56	1850	0.67	ug/L	#	74
96) 3,3-dimethyl-1-butanol	13.285	57	3166	9.41	ug/L		97
97) dibromochloromethane	13.364	129	2361	0.81	ug/L		87
98) 1,2-dibromoethane	13.511	107	2122	0.78	ug/L		99
100) chlorobenzene	13.951	112	5347	0.82	ug/L		84
101) 1,1,1,2-tetrachloroethane	14.004	131	1992	0.78	ug/L		96
102) ethylbenzene	14.004	91	8793	0.81	ug/L		91
103) m,p-xylene	14.108	106	7002	1.66	ug/L		98
104) o-xylene	14.496	106	3391	0.81	ug/L		96
105) styrene	14.517	104	5522	0.78	ug/L		96
106) bromoform	14.753	173	1983	0.79	ug/L		95
108) isopropylbenzene	14.822	105	8831	0.83	ug/L		93
110) cyclohexanone	14.968	55	6003	13.01	ug/L		98
111) bromobenzene	15.194	156	2594	0.85	ug/L		93
112) 1,1,2,2-tetrachloroethane	15.105	83	3775	0.99	ug/L		88
114) 1,2,3-trichloropropane	15.173	110	890	0.99	ug/L		89
115) n-propylbenzene	15.204	91	10126	0.85	ug/L		96
116) 2-chlorotoluene	15.346	126	2253	0.84	ug/L		94
117) 4-chlorotoluene	15.435	91	7042	0.91	ug/L		96
118) 1,3,5-trimethylbenzene	15.346	105	7598	0.87	ug/L		99
119) tert-butylbenzene	15.671	119	6428	0.84	ug/L		98
120) pentachloroethane	15.744	167	1827	0.91	ug/L		90
121) 1,2,4-trimethylbenzene	15.713	105	7439	0.87	ug/L		98
122) sec-butylbenzene	15.875	105	10087	0.87	ug/L		98
123) 1,3-dichlorobenzene	16.048	146	5119	0.91	ug/L		96
124) p-isopropyltoluene	15.986	119	8371	0.87	ug/L		96
126) 1,4-dichlorobenzene	16.127	146	5114	0.92	ug/L		85

Quantitation Report (QT Reviewed)

Data Path : C:\msdchem\1\DATA\
Data File : 2C119188.D
Acq On : 5 Jun 2014 5:16 pm
Operator : toanp
Sample : ic5480-1
Misc : MS68133, V2C5480,w,,,,1
ALS Vial : 4 Sample Multiplier: 1

Quant Time: Jun 06 10:34:59 2014
Quant Method : C:\MSDCHEM\1\METHODS\M2C5480.M
Quant Title : SW846 8260B, Column ZB624 60mX0.25mmX1.4um
QLast Update : Fri Jun 06 09:26:57 2014
Response via : Initial Calibration

Compound	R.T.	QIon	Response	Conc	Units		Dev(Min)
127) 1,2-dichlorobenzene	16.489	146	5527	0.99	ug/L		97
128) n-butylbenzene	16.374	92	4267	0.86	ug/L		96
129) 1,2-dibromo-3-chloropr...	17.228	75	580	0.86	ug/L	#	76
130) 1,3,5-trichlorobenzene	17.422	180	4203	0.90	ug/L	#	92
131) 1,2,4-trichlorobenzene	18.046	180	3726	0.86	ug/L		91
132) hexachlorobutadiene	18.161	225	1897	0.81	ug/L		93
133) naphthalene	18.319	128	9747	0.97	ug/L		97
134) 1,2,3-trichlorobenzene	18.565	180	3740	0.94	ug/L		98
135) hexachloroethane	16.741	201	1513	0.75	ug/L		94

(#) = qualifier out of range (m) = manual integration (+) = signals summed

Quantitation Report (QT Reviewed)

Data Path : C:\msdchem\1\DATA\
Data File : 2C119188.D
Acq On : 5 Jun 2014 5:16 pm
Operator : toanp
Sample : ic5480-1
Misc : MS68133, V2C5480,w,,,,1
ALS Vial : 4 Sample Multiplier: 1

Quant Time: Jun 06 10:34:59 2014
Quant Method : C:\MSDCHEM\1\METHODS\M2C5480.M
Quant Title : SW846 8260B, Column ZB624 60mX0.25mmX1.4um
QLast Update : Fri Jun 06 09:26:57 2014
Response via : Initial Calibration

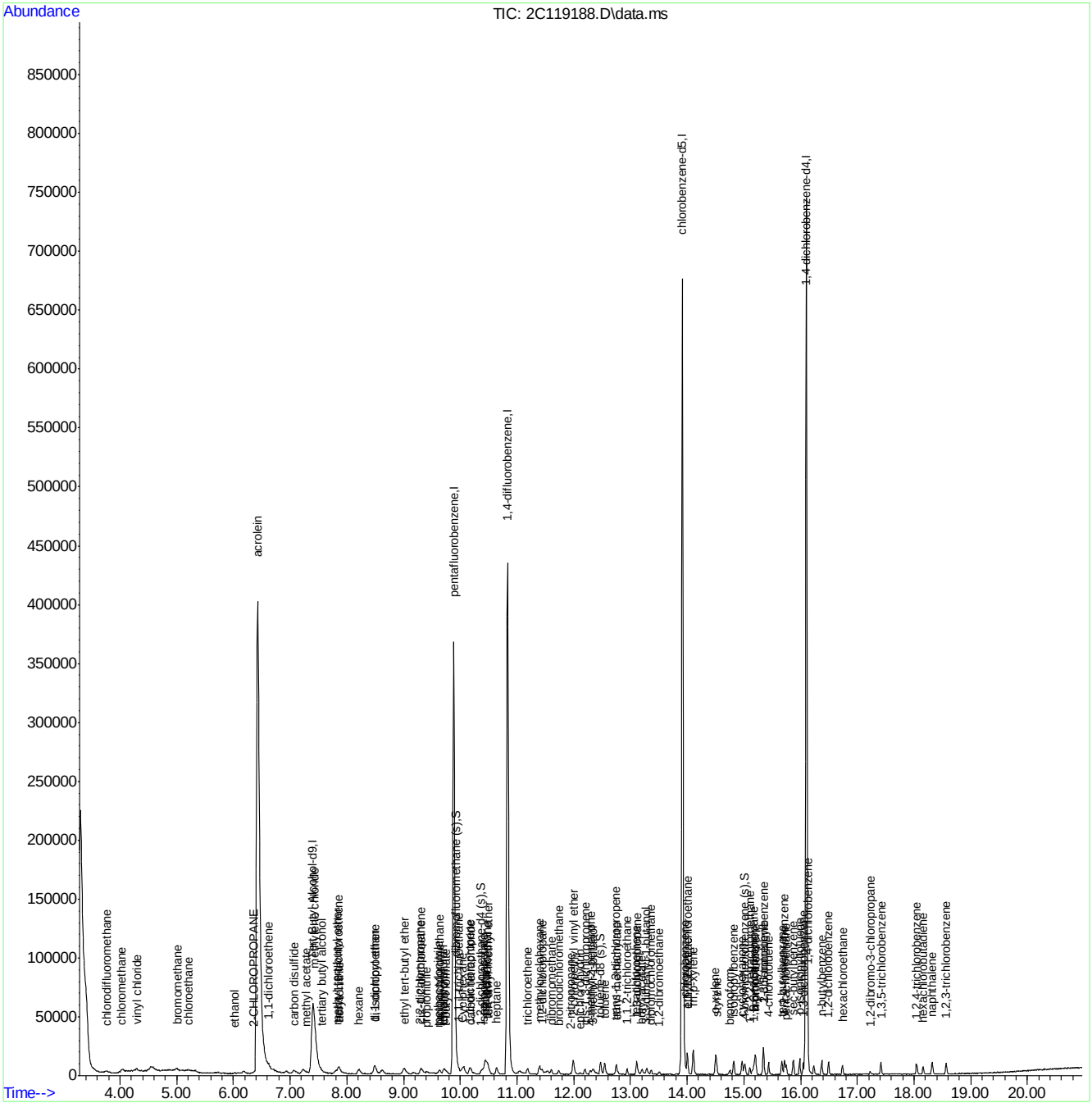

Quantitation Report (QT Reviewed)

Data Path : C:\msdchem\1\DATA\
Data File : 2C119189.D
Acq On : 5 Jun 2014 5:45 pm
Operator : toanp
Sample : ic5480-2
Misc : MS68133, V2C5480,w,,,,1
ALS Vial : 5 Sample Multiplier: 1

Quant Time: Jun 06 10:36:09 2014
Quant Method : C:\MSDCHEM\1\METHODS\M2C5480.M
Quant Title : SW846 8260B, Column ZB624 60mX0.25mmX1.4um
QLast Update : Fri Jun 06 09:26:57 2014
Response via : Initial Calibration

Compound	R.T.	QIon	Response	Conc	Units		Dev(Min)
Internal Standards							
1) Tert Butyl Alcohol-d9	7.408	65	185070	500.00	ug/L		0.00
5) pentafluorobenzene	9.888	168	375433	50.00	ug/L		0.00
61) 1,4-difluorobenzene	10.837	114	462546	50.00	ug/L		0.00
92) chlorobenzene-d5	13.915	117	388787	50.00	ug/L		0.00
107) 1,4-dichlorobenzene-d4	16.101	152	207099	50.00	ug/L		0.00
System Monitoring Compounds							
54) dibromofluoromethane (s)	9.925	113	4953	1.95	ug/L		0.02
Spiked Amount 50.000	Range 79 - 120		Recovery = 3.90%#				
55) 1,2-dichloroethane-d4 (s)	10.360	65	5907	1.99	ug/L		0.01
Spiked Amount 50.000	Range 72 - 123		Recovery = 3.98%#				
84) toluene-d8 (s)	12.473	98	16944	1.91	ug/L		0.00
Spiked Amount 50.000	Range 78 - 119		Recovery = 3.82%#				
109) 4-bromofluorobenzene (s)	15.010	95	6531	1.95	ug/L		0.00
Spiked Amount 50.000	Range 74 - 119		Recovery = 3.90%#				
Target Compounds							Qvalue
2) tertiary butyl alcohol	7.565	59	4060	9.47	ug/L	#	100
3) ethanol	6.060	45	5196	391.21	ug/L	#	1
11) chlorodifluoromethane	3.759	51	5467	1.91	ug/L		98
12) dichlorodifluoromethane	3.753	85	5086	1.67	ug/L		93
15) chloromethane	4.042	50	7640	1.86	ug/L		99
16) vinyl chloride	4.294	62	6543	1.80	ug/L		96
17) bromomethane	4.991	94	4292	1.88	ug/L		90
18) chloroethane	5.190	64	2896	1.75	ug/L		95
19) trichlorofluoromethane	5.720	101	6302	1.60	ug/L		98
21) ethyl ether	6.181	74	2488	1.62	ug/L		91
22) 2-CHLOROPROPANE	6.370	43	8399	1.80	ug/L	#	75
26) acrolein	6.427	56	1512566	1945.35	ug/L		99
27) 1,1-dichloroethene	6.627	96	4147	1.78	ug/L		90
31) iodomethane	6.931	142	8108	1.78	ug/L		93
33) carbon disulfide	7.062	76	15022	1.91	ug/L		83
34) methylene chloride	7.434	84	5090	1.90	ug/L		84
36) methyl acetate	7.261	43	5368	1.96	ug/L		93
37) methyl tert butyl ether	7.812	73	14568	1.92	ug/L		95
38) trans-1,2-dichloroethene	7.859	96	4845	1.94	ug/L		99
39) di-isopropyl ether	8.493	45	17157	1.85	ug/L	#	37
41) 1,1-dichloroethane	8.493	63	8650	1.79	ug/L		100
42) chloroprene	8.624	53	6545	1.79	ug/L		92
43) acrylonitrile	7.838	53	12072	9.30	ug/L		88
45) ethyl tert-butyl ether	9.012	59	15054	1.85	ug/L		97
46) ethyl acetate	9.343	45	843	1.62	ug/L	#	1
47) 2,2-dichloropropane	9.295	77	6463	1.96	ug/L		94
48) cis-1,2-dichloroethene	9.306	96	5016	1.84	ug/L		96
49) propionitrile	9.395	54	9425	18.34	ug/L		91
50) bromochloromethane	9.641	128	2504	1.77	ug/L		91
51) tetrahydrofuran	9.704	42	2695	2.01	ug/L		91
52) chloroform	9.710	83	8426	1.87	ug/L		99
53) t-butyl formate	9.746	59	3994	1.75	ug/L		92

Quantitation Report (QT Reviewed)

Data Path : C:\msdchem\1\DATA\
Data File : 2C119189.D
Acq On : 5 Jun 2014 5:45 pm
Operator : toanp
Sample : ic5480-2
Misc : MS68133, V2C5480,w,,,,1
ALS Vial : 5 Sample Multiplier: 1

Quant Time: Jun 06 10:36:09 2014
Quant Method : C:\MSDCHEM\1\METHODS\M2C5480.M
Quant Title : SW846 8260B, Column ZB624 60mX0.25mmX1.4um
QLast Update : Fri Jun 06 09:26:57 2014
Response via : Initial Calibration

Compound	R.T.	QIon	Response	Conc	Units		Dev(Min)
57) methacrylonitrile	9.594	41	3857	1.85	ug/L		90
58) 1,1,1-trichloroethane	9.972	97	6608	1.90	ug/L		85
59) Cyclohexane	10.045	84	6380	1.85	ug/L		99
63) epichlorohydrin	12.100	57	3379	9.62	ug/L		92
64) n-butyl alcohol	11.020	56	9291	93.87	ug/L		96
65) carbon tetrachloride	10.187	117	6124	1.89	ug/L		97
66) 1,1-dichloropropene	10.171	75	6510	1.96	ug/L		96
67) hexane	8.215	57	6357	1.83	ug/L		95
69) iso-octane	10.454	57	14658	2.06	ug/L		80
70) benzene	10.438	78	19496	1.91	ug/L		98
71) tert-amyl methyl ether	10.486	87	3338	1.88	ug/L	#	76
72) heptane	10.638	57	5006	1.79	ug/L		91
73) isopropyl acetate	10.391	43	14029	2.07	ug/L		96
74) 1,2-dichloroethane	10.459	62	6118	1.90	ug/L		95
75) trichloroethene	11.183	95	4668	1.87	ug/L		80
76) 2-nitropropane	11.943	41	2699	2.05	ug/L		79
77) 2-chloroethyl vinyl ether	11.985	63	14939	8.36	ug/L		96
78) methyl methacrylate	11.482	100	1240	1.56	ug/L	#	60
79) 1,2-dichloropropane	11.440	63	5192	1.94	ug/L		94
80) dibromomethane	11.602	93	3160	1.89	ug/L		96
81) methylcyclohexane	11.398	83	7486	1.80	ug/L		99
82) bromodichloromethane	11.739	83	6360	1.86	ug/L		92
83) cis-1,3-dichloropropene	12.190	75	8106	1.91	ug/L		96
85) 4-methyl-2-pentanone	12.289	58	2451	1.80	ug/L	#	80
86) toluene	12.541	92	10898	1.89	ug/L		100
87) 3-methyl-1-butanol	12.331	55	6097	40.96	ug/L		98
88) trans-1,3-dichloropropene	12.740	75	7270	1.85	ug/L		92
89) ethyl methacrylate	12.751	69	6624	1.74	ug/L		96
90) 1,1,2-trichloroethane	12.939	83	3841	1.87	ug/L		89
91) 2-hexanone	13.123	58	2170	1.68	ug/L		93
93) tetrachloroethene	13.107	164	4062	1.87	ug/L		93
94) 1,3-dichloropropane	13.112	76	7325	1.89	ug/L		97
95) butyl acetate	13.201	56	3925	1.61	ug/L		88
96) 3,3-dimethyl-1-butanol	13.280	57	6544	19.72	ug/L		95
97) dibromochloromethane	13.364	129	5367	1.86	ug/L		89
98) 1,2-dibromoethane	13.506	107	4651	1.74	ug/L		99
100) chlorobenzene	13.946	112	12026	1.87	ug/L		84
101) 1,1,1,2-tetrachloroethane	14.004	131	4631	1.85	ug/L		94
102) ethylbenzene	14.004	91	20233	1.90	ug/L		99
103) m,p-xylene	14.103	106	15641	3.76	ug/L		99
104) o-xylene	14.502	106	7947	1.93	ug/L		86
105) styrene	14.512	104	12427	1.79	ug/L		99
106) bromoform	14.753	173	4405	1.79	ug/L		97
108) isopropylbenzene	14.816	105	20284	1.91	ug/L		96
110) cyclohexanone	14.968	55	10901	23.60	ug/L		97
111) bromobenzene	15.194	156	5973	1.97	ug/L		94
112) 1,1,2,2-tetrachloroethane	15.105	83	7705	2.02	ug/L		98
113) trans-1,4-dichloro-2-b...	15.147	88	876	1.67	ug/L	#	73
114) 1,2,3-trichloropropane	15.173	110	1597	1.77	ug/L		89
115) n-propylbenzene	15.204	91	23223	1.94	ug/L		96

Quantitation Report (QT Reviewed)

Data Path : C:\msdchem\1\DATA\
Data File : 2C119189.D
Acq On : 5 Jun 2014 5:45 pm
Operator : toanp
Sample : ic5480-2
Misc : MS68133, V2C5480,w,,,,1
ALS Vial : 5 Sample Multiplier: 1

Quant Time: Jun 06 10:36:09 2014
Quant Method : C:\MSDCHEM\1\METHODS\M2C5480.M
Quant Title : SW846 8260B, Column ZB624 60mX0.25mmX1.4um
QLast Update : Fri Jun 06 09:26:57 2014
Response via : Initial Calibration

Compound	R.T.	QIon	Response	Conc	Units	Dev(Min)
116) 2-chlorotoluene	15.341	126	5073	1.90	ug/L	92
117) 4-chlorotoluene	15.435	91	14728	1.89	ug/L	96
118) 1,3,5-trimethylbenzene	15.346	105	16500	1.89	ug/L	97
119) tert-butylbenzene	15.671	119	14720	1.91	ug/L	95
120) pentachloroethane	15.744	167	3757	1.87	ug/L	94
121) 1,2,4-trimethylbenzene	15.713	105	16940	1.97	ug/L	99
122) sec-butylbenzene	15.870	105	22492	1.93	ug/L	97
123) 1,3-dichlorobenzene	16.048	146	11148	1.98	ug/L	93
124) p-isopropyltoluene	15.986	119	18667	1.94	ug/L	97
126) 1,4-dichlorobenzene	16.127	146	11397	2.04	ug/L	96
127) 1,2-dichlorobenzene	16.494	146	11053	1.98	ug/L	98
128) n-butylbenzene	16.373	92	9591	1.92	ug/L	88
129) 1,2-dibromo-3-chloropr...	17.228	75	1265	1.88	ug/L	86
130) 1,3,5-trichlorobenzene	17.417	180	8757	1.88	ug/L	98
131) 1,2,4-trichlorobenzene	18.046	180	7573	1.75	ug/L	94
132) hexachlorobutadiene	18.161	225	4498	1.91	ug/L	98
133) naphthalene	18.319	128	19427	1.93	ug/L	97
134) 1,2,3-trichlorobenzene	18.565	180	7246	1.82	ug/L	99
135) hexachloroethane	16.741	201	3598	1.77	ug/L	83

(#) = qualifier out of range (m) = manual integration (+) = signals summed

Quantitation Report (QT Reviewed)

Data Path : C:\msdchem\1\DATA\
Data File : 2C119189.D
Acq On : 5 Jun 2014 5:45 pm
Operator : toanp
Sample : ic5480-2
Misc : MS68133, V2C5480,w,,,,1
ALS Vial : 5 Sample Multiplier: 1

Quant Time: Jun 06 10:36:09 2014
Quant Method : C:\MSDCHEM\1\METHODS\M2C5480.M
Quant Title : SW846 8260B, Column ZB624 60mX0.25mmX1.4um
QLast Update : Fri Jun 06 09:26:57 2014
Response via : Initial Calibration

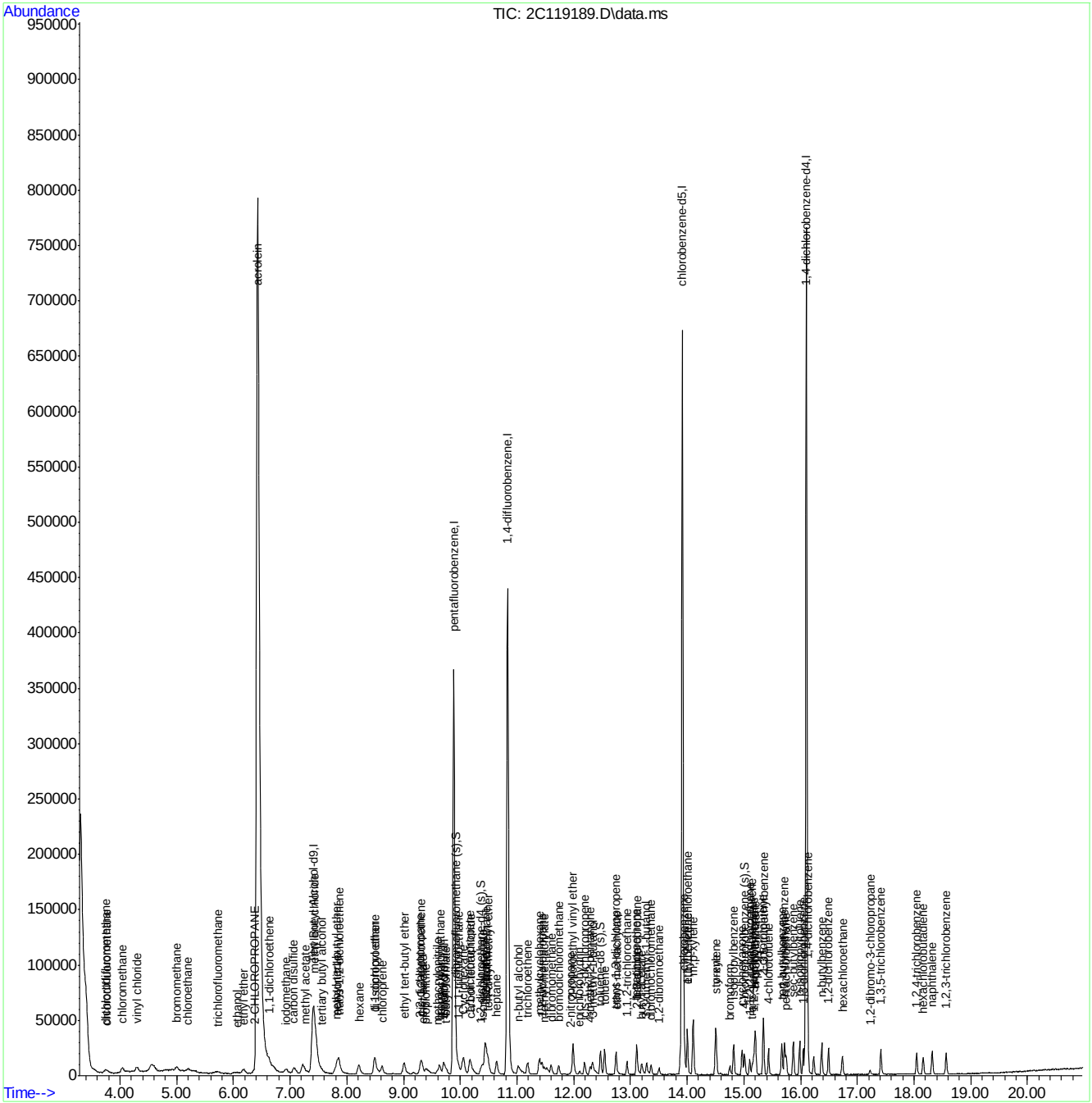

Quantitation Report (QT Reviewed)

Data Path : C:\msdchem\1\DATA\
Data File : 2C119190.D
Acq On : 5 Jun 2014 6:14 pm
Operator : toanp
Sample : ic5480-5
Misc : MS68133, V2C5480,w,,,,1
ALS Vial : 6 Sample Multiplier: 1

Quant Time: Jun 06 10:38:53 2014
Quant Method : C:\MSDCHEM\1\METHODS\M2C5480.M
Quant Title : SW846 8260B, Column ZB624 60mX0.25mmX1.4um
QLast Update : Fri Jun 06 09:26:57 2014
Response via : Initial Calibration

Compound	R.T.	QIon	Response	Conc	Units		Dev(Min)
Internal Standards							
1) Tert Butyl Alcohol-d9	7.403	65	186364	500.00	ug/L		-0.01
5) pentafluorobenzene	9.888	168	375826	50.00	ug/L		0.00
61) 1,4-difluorobenzene	10.837	114	462259	50.00	ug/L		0.00
92) chlorobenzene-d5	13.915	117	391619	50.00	ug/L		0.00
107) 1,4-dichlorobenzene-d4	16.101	152	206768	50.00	ug/L		0.00
System Monitoring Compounds							
54) dibromofluoromethane (s)	9.919	113	11949	4.69	ug/L		0.01
Spiked Amount 50.000	Range 79 - 120		Recovery =	9.38%#			
55) 1,2-dichloroethane-d4 (s)	10.360	65	14214	4.78	ug/L		0.01
Spiked Amount 50.000	Range 72 - 123		Recovery =	9.56%#			
84) toluene-d8 (s)	12.467	98	42366	4.77	ug/L		0.00
Spiked Amount 50.000	Range 78 - 119		Recovery =	9.54%#			
109) 4-bromofluorobenzene (s)	15.010	95	16066	4.81	ug/L		0.00
Spiked Amount 50.000	Range 74 - 119		Recovery =	9.62%#			
Target Compounds							Qvalue
2) tertiary butyl alcohol	7.555	59	10375	24.03	ug/L		100
3) ethanol	6.045	45	12414	928.16	ug/L	#	21
4) 1,4-dioxane	11.571	88	3278	114.12	ug/L	#	77
11) chlorodifluoromethane	3.748	51	13710	4.78	ug/L		96
12) dichlorodifluoromethane	3.754	85	14862	4.87	ug/L		95
15) chloromethane	4.042	50	20004	4.87	ug/L		98
16) vinyl chloride	4.299	62	18000	4.94	ug/L		95
17) bromomethane	5.001	94	11490	5.03	ug/L		99
18) chloroethane	5.201	64	8152	4.93	ug/L		96
19) trichlorofluoromethane	5.730	101	18398	4.67	ug/L		96
21) ethyl ether	6.176	74	7165	4.66	ug/L		94
22) 2-CHLOROPROPANE	6.370	43	22901	4.91	ug/L	#	96
26) acrolein	6.454	56	36539	46.94	ug/L		97
27) 1,1-dichloroethene	6.637	96	11278	4.84	ug/L		96
28) acetone	6.732	58	1185	4.07	ug/L	#	46
29) allyl chloride	7.219	76	6896	4.60	ug/L		92
30) acetonitrile	7.214	40	19365	56.94	ug/L	#	1
31) iodomethane	6.926	142	22462	4.93	ug/L		98
32) iso-butyl alcohol	10.161	74	968	12.09	ug/L		64
33) carbon disulfide	7.067	76	39685	5.03	ug/L		97
34) methylene chloride	7.434	84	13219	4.92	ug/L		98
35) 1-CHLOROPROPANE	7.466	42	27193	5.11	ug/L	#	83
36) methyl acetate	7.245	43	13497	4.91	ug/L		97
37) methyl tert butyl ether	7.806	73	38636	5.08	ug/L		97
38) trans-1,2-dichloroethene	7.864	96	12638	5.05	ug/L		95
39) di-isopropyl ether	8.488	45	45964	4.95	ug/L	#	40
40) 2-butanone	9.301	72	1609	4.06	ug/L	#	83
41) 1,1-dichloroethane	8.483	63	24055	4.99	ug/L		98
42) chloroprene	8.619	53	17682	4.83	ug/L		97
43) acrylonitrile	7.817	53	31380	24.14	ug/L		97
45) ethyl tert-butyl ether	9.007	59	41421	5.09	ug/L		99
46) ethyl acetate	9.322	45	2638	5.05	ug/L	#	69

Quantitation Report (QT Reviewed)

Data Path : C:\msdchem\1\DATA\
Data File : 2C119190.D
Acq On : 5 Jun 2014 6:14 pm
Operator : toanp
Sample : ic5480-5
Misc : MS68133, V2C5480,w,,,,1
ALS Vial : 6 Sample Multiplier: 1

Quant Time: Jun 06 10:38:53 2014
Quant Method : C:\MSDCHEM\1\METHODS\M2C5480.M
Quant Title : SW846 8260B, Column ZB624 60mX0.25mmX1.4um
QLast Update : Fri Jun 06 09:26:57 2014
Response via : Initial Calibration

	Compound	R.T.	QIon	Response	Conc	Units		Dev(Min)
47)	2,2-dichloropropane	9.295	77	16445	4.98	ug/L		95
48)	cis-1,2-dichloroethene	9.306	96	13970	5.11	ug/L		91
49)	propionitrile	9.379	54	25416	49.39	ug/L		91
50)	bromochloromethane	9.631	128	7026	4.96	ug/L		95
51)	tetrahydrofuran	9.694	42	6826	5.09	ug/L		96
52)	chloroform	9.704	83	22248	4.92	ug/L		98
53)	t-butyl formate	9.746	59	10777	4.73	ug/L		95
56)	freon 113	6.621	151	8082	4.20	ug/L		91
57)	methacrylonitrile	9.584	41	9500	4.56	ug/L		97
58)	1,1,1-trichloroethane	9.967	97	17437	5.01	ug/L		95
59)	Cyclohexane	10.040	84	16977	4.92	ug/L	#	78
62)	Di-isobutylene	10.449	57	36197	5.30	ug/L		96
63)	epichlorohydrin	12.100	57	8944	25.48	ug/L		98
64)	n-butyl alcohol	11.005	56	23432	236.90	ug/L		99
65)	carbon tetrachloride	10.187	117	16642	5.14	ug/L		95
66)	1,1-dichloropropene	10.161	75	17437	5.25	ug/L		100
67)	hexane	8.205	57	16555	4.77	ug/L		96
69)	iso-octane	10.449	57	36197	5.10	ug/L		94
70)	benzene	10.433	78	51264	5.02	ug/L		98
71)	tert-amyl methyl ether	10.491	87	9121	5.15	ug/L		97
72)	heptane	10.643	57	12333	4.41	ug/L		96
73)	isopropyl acetate	10.386	43	32805	4.84	ug/L		97
74)	1,2-dichloroethane	10.449	62	16799	5.21	ug/L		97
75)	trichloroethene	11.183	95	12309	4.92	ug/L		97
76)	2-nitropropane	11.948	41	6789	5.16	ug/L		92
77)	2-chloroethyl vinyl ether	11.980	63	41267	23.10	ug/L		98
78)	methyl methacrylate	11.477	100	3749	4.70	ug/L	#	78
79)	1,2-dichloropropane	11.440	63	13723	5.13	ug/L		98
80)	dibromomethane	11.597	93	8547	5.12	ug/L		95
81)	methylcyclohexane	11.398	83	18892	4.53	ug/L		98
82)	bromodichloromethane	11.728	83	17012	4.99	ug/L		99
83)	cis-1,3-dichloropropene	12.190	75	21599	5.08	ug/L		97
85)	4-methyl-2-pentanone	12.289	58	6468	4.75	ug/L		94
86)	toluene	12.541	92	29733	5.16	ug/L		98
87)	3-methyl-1-butanol	12.321	55	15054	101.19	ug/L		99
88)	trans-1,3-dichloropropene	12.735	75	19804	5.05	ug/L		99
89)	ethyl methacrylate	12.740	69	18555	4.89	ug/L		95
90)	1,1,2-trichloroethane	12.939	83	10613	5.17	ug/L		96
91)	2-hexanone	13.118	58	6789	5.25	ug/L		96
93)	tetrachloroethene	13.107	164	11080	5.06	ug/L		93
94)	1,3-dichloropropane	13.107	76	19771	5.06	ug/L		97
95)	butyl acetate	13.191	56	9813	4.20	ug/L		95
96)	3,3-dimethyl-1-butanol	13.280	57	15611	46.71	ug/L		96
97)	dibromochloromethane	13.364	129	14031	4.82	ug/L		99
98)	1,2-dibromoethane	13.506	107	12820	4.77	ug/L		99
100)	chlorobenzene	13.946	112	32585	5.03	ug/L		94
101)	1,1,1,2-tetrachloroethane	14.004	131	12562	4.98	ug/L		97
102)	ethylbenzene	14.004	91	54339	5.06	ug/L		99
103)	m,p-xylene	14.103	106	41374	9.87	ug/L		98
104)	o-xylene	14.497	106	20808	5.03	ug/L		94

Quantitation Report (QT Reviewed)

Data Path : C:\msdchem\1\DATA\
Data File : 2C119190.D
Acq On : 5 Jun 2014 6:14 pm
Operator : toanp
Sample : ic5480-5
Misc : MS68133, V2C5480,w,,,,1
ALS Vial : 6 Sample Multiplier: 1

Quant Time: Jun 06 10:38:53 2014
Quant Method : C:\MSDCHEM\1\METHODS\M2C5480.M
Quant Title : SW846 8260B, Column ZB624 60mX0.25mmX1.4um
QLast Update : Fri Jun 06 09:26:57 2014
Response via : Initial Calibration

Compound	R.T.	QIon	Response	Conc	Units		Dev(Min)
105) styrene	14.507	104	34415	4.92	ug/L		95
106) bromoform	14.753	173	11576	4.67	ug/L		99
108) isopropylbenzene	14.822	105	53561	5.06	ug/L		99
110) cyclohexanone	14.968	55	24871	53.93	ug/L		97
111) bromobenzene	15.194	156	15483	5.10	ug/L		96
112) 1,1,2,2-tetrachloroethane	15.105	83	19345	5.07	ug/L		98
113) trans-1,4-dichloro-2-b...	15.147	88	2379	4.54	ug/L	#	88
114) 1,2,3-trichloropropane	15.173	110	4551	5.06	ug/L		100
115) n-propylbenzene	15.204	91	61006	5.12	ug/L		99
116) 2-chlorotoluene	15.335	126	12940	4.85	ug/L		99
117) 4-chlorotoluene	15.435	91	38854	5.00	ug/L		98
118) 1,3,5-trimethylbenzene	15.346	105	43870	5.04	ug/L		97
119) tert-butylbenzene	15.671	119	38239	4.97	ug/L		98
120) pentachloroethane	15.744	167	10009	4.99	ug/L		95
121) 1,2,4-trimethylbenzene	15.713	105	42660	4.98	ug/L		97
122) sec-butylbenzene	15.870	105	57728	4.97	ug/L		98
123) 1,3-dichlorobenzene	16.048	146	28087	4.98	ug/L		99
124) p-isopropyltoluene	15.986	119	47660	4.95	ug/L		98
126) 1,4-dichlorobenzene	16.122	146	27618	4.96	ug/L		97
127) 1,2-dichlorobenzene	16.489	146	26868	4.81	ug/L		99
128) n-butylbenzene	16.374	92	24771	4.98	ug/L		94
129) 1,2-dibromo-3-chloropr...	17.223	75	3189	4.74	ug/L		87
130) 1,3,5-trichlorobenzene	17.417	180	22520	4.83	ug/L		96
131) 1,2,4-trichlorobenzene	18.046	180	19759	4.56	ug/L		98
132) hexachlorobutadiene	18.161	225	12193	5.18	ug/L		99
133) naphthalene	18.319	128	45485	4.53	ug/L		99
134) 1,2,3-trichlorobenzene	18.570	180	19161	4.81	ug/L		98
135) hexachloroethane	16.741	201	9778	4.83	ug/L		97

(#) = qualifier out of range (m) = manual integration (+) = signals summed

Quantitation Report (QT Reviewed)

Data Path : C:\msdchem\1\DATA\
Data File : 2C119190.D
Acq On : 5 Jun 2014 6:14 pm
Operator : toanp
Sample : ic5480-5
Misc : MS68133, V2C5480,w,,,,1
ALS Vial : 6 Sample Multiplier: 1

Quant Time: Jun 06 10:38:53 2014
Quant Method : C:\MSDCHEM\1\METHODS\M2C5480.M
Quant Title : SW846 8260B, Column ZB624 60mX0.25mmX1.4um
QLast Update : Fri Jun 06 09:26:57 2014
Response via : Initial Calibration

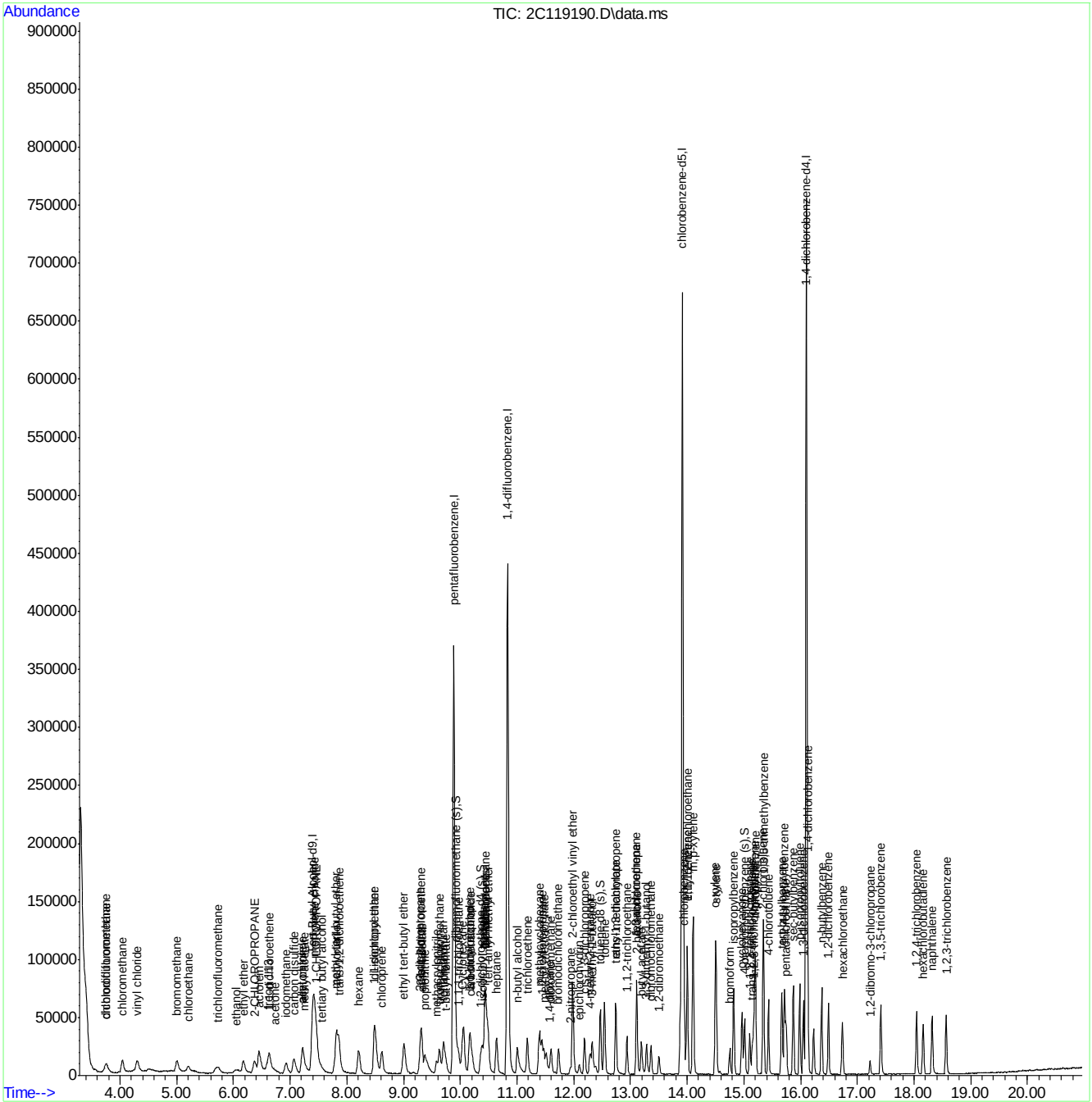

Quantitation Report (QT Reviewed)

Data Path : C:\msdchem\1\DATA\
Data File : 2C119191.D
Acq On : 5 Jun 2014 6:43 pm
Operator : toanp
Sample : ic5480-10
Misc : MS68133, V2C5480,w,,,,1
ALS Vial : 7 Sample Multiplier: 1

Quant Time: Jun 06 10:39:20 2014
Quant Method : C:\MSDCHEM\1\METHODS\M2C5480.M
Quant Title : SW846 8260B, Column ZB624 60mX0.25mmX1.4um
QLast Update : Fri Jun 06 09:26:57 2014
Response via : Initial Calibration

Compound	R.T.	QIon	Response	Conc	Units		Dev(Min)
Internal Standards							
1) Tert Butyl Alcohol-d9	7.397	65	178934	500.00	ug/L		-0.02
5) pentafluorobenzene	9.882	168	360961	50.00	ug/L		0.00
61) 1,4-difluorobenzene	10.837	114	445892	50.00	ug/L		0.00
92) chlorobenzene-d5	13.914	117	376831	50.00	ug/L		0.00
107) 1,4-dichlorobenzene-d4	16.101	152	202268	50.00	ug/L		0.00
System Monitoring Compounds							
54) dibromofluoromethane (s)	9.914	113	26473	10.82	ug/L		0.00
Spiked Amount 50.000	Range 79 - 120		Recovery = 21.64%#				
55) 1,2-dichloroethane-d4 (s)	10.354	65	31102	10.90	ug/L		0.00
Spiked Amount 50.000	Range 72 - 123		Recovery = 21.80%#				
84) toluene-d8 (s)	12.467	98	96507	11.27	ug/L		0.00
Spiked Amount 50.000	Range 78 - 119		Recovery = 22.54%#				
109) 4-bromofluorobenzene (s)	15.010	95	35115	10.76	ug/L		0.00
Spiked Amount 50.000	Range 74 - 119		Recovery = 21.52%#				
Target Compounds							Qvalue
2) tertiary butyl alcohol	7.534	59	23421	56.50	ug/L		100
3) ethanol	6.029	45	27233	2120.69	ug/L	#	20
4) 1,4-dioxane	11.571	88	7971	289.01	ug/L	#	80
11) chlorodifluoromethane	3.753	51	34023	12.34	ug/L		98
12) dichlorodifluoromethane	3.738	85	33821	11.54	ug/L		98
15) chloromethane	4.042	50	44223	11.21	ug/L		98
16) vinyl chloride	4.304	62	41093	11.75	ug/L		97
17) bromomethane	5.001	94	24950	11.38	ug/L		96
18) chloroethane	5.190	64	19144	12.06	ug/L		99
19) trichlorofluoromethane	5.730	101	42883	11.32	ug/L		94
21) ethyl ether	6.176	74	15879	10.76	ug/L		91
22) 2-CHLOROPROPANE	6.370	43	50501	11.26	ug/L	#	97
26) acrolein	6.438	56	81275	108.72	ug/L		98
27) 1,1-dichloroethene	6.627	96	25569	11.42	ug/L		95
28) acetone	6.710	58	2701	9.66	ug/L	#	83
29) allyl chloride	7.209	76	16242	11.29	ug/L	#	81
30) acetonitrile	7.193	40	37254	114.05	ug/L	#	32
31) iodomethane	6.925	142	49138	11.23	ug/L		98
32) iso-butyl alcohol	10.160	74	2787	66.62	ug/L		64
33) carbon disulfide	7.067	76	86117	11.37	ug/L		98
34) methylene chloride	7.434	84	28989	11.24	ug/L		99
35) 1-CHLOROPROPANE	7.460	42	62624	12.25	ug/L		98
36) methyl acetate	7.224	43	28276	10.71	ug/L		97
37) methyl tert butyl ether	7.806	73	82645	11.32	ug/L		96
38) trans-1,2-dichloroethene	7.853	96	27272	11.34	ug/L		97
39) di-isopropyl ether	8.488	45	102269	11.46	ug/L	#	51
40) 2-butanone	9.300	72	3885	10.20	ug/L	#	1
41) 1,1-dichloroethane	8.488	63	52036	11.23	ug/L		99
42) chloroprene	8.608	53	41274	11.74	ug/L		98
43) acrylonitrile	7.801	53	69894	55.98	ug/L		97
44) vinyl acetate	8.509	86	4449	9.10	ug/L		56
45) ethyl tert-butyl ether	9.002	59	92488	11.84	ug/L		97

Quantitation Report (QT Reviewed)

Data Path : C:\msdchem\1\DATA\
Data File : 2C119191.D
Acq On : 5 Jun 2014 6:43 pm
Operator : toanp
Sample : ic5480-10
Misc : MS68133, V2C5480,w,,,,1
ALS Vial : 7 Sample Multiplier: 1

Quant Time: Jun 06 10:39:20 2014
Quant Method : C:\MSDCHEM\1\METHODS\M2C5480.M
Quant Title : SW846 8260B, Column ZB624 60mX0.25mmX1.4um
QLast Update : Fri Jun 06 09:26:57 2014
Response via : Initial Calibration

	Compound	R.T.	QIon	Response	Conc	Units	Dev(Min)
46)	ethyl acetate	9.316	45	5377	10.72	ug/L	79
47)	2,2-dichloropropane	9.290	77	36011	11.35	ug/L	97
48)	cis-1,2-dichloroethene	9.306	96	29765	11.34	ug/L	98
49)	propionitrile	9.369	54	56052	113.41	ug/L	92
50)	bromochloromethane	9.631	128	15211	11.19	ug/L	94
51)	tetrahydrofuran	9.683	42	14025	10.89	ug/L	98
52)	chloroform	9.699	83	48039	11.07	ug/L	99
53)	t-butyl formate	9.741	59	24852	11.35	ug/L	98
56)	freon 113	6.611	151	20418	11.05	ug/L	98
57)	methacrylonitrile	9.578	41	21432	10.70	ug/L	99
58)	1,1,1-trichloroethane	9.966	97	38500	11.52	ug/L	97
59)	Cyclohexane	10.040	84	35615	10.75	ug/L	90
62)	Di-isobutylene	10.443	57	85966	13.05	ug/L	98
63)	epichlorohydrin	12.090	57	19874	58.70	ug/L	99
64)	n-butyl alcohol	10.999	56	53127	556.83	ug/L	99
65)	carbon tetrachloride	10.181	117	36295	11.63	ug/L	99
66)	1,1-dichloropropene	10.160	75	37436	11.68	ug/L	98
67)	hexane	8.205	57	38927	11.64	ug/L	99
69)	iso-octane	10.443	57	85966	12.55	ug/L	98
70)	benzene	10.433	78	111168	11.29	ug/L	98
71)	tert-amyl methyl ether	10.480	87	20476	11.99	ug/L	90
72)	heptane	10.637	57	31720	11.75	ug/L	98
73)	isopropyl acetate	10.381	43	72630	11.10	ug/L	99
74)	1,2-dichloroethane	10.449	62	36148	11.63	ug/L	97
75)	trichloroethene	11.183	95	27645	11.46	ug/L	95
76)	2-nitropropane	11.938	41	12986	10.24	ug/L	92
77)	2-chloroethyl vinyl ether	11.980	63	96215	55.84	ug/L	98
78)	methyl methacrylate	11.471	100	8297	10.79	ug/L	93
79)	1,2-dichloropropane	11.440	63	30173	11.70	ug/L	99
80)	dibromomethane	11.597	93	18659	11.58	ug/L	93
81)	methylcyclohexane	11.398	83	47023	11.70	ug/L	96
82)	bromodichloromethane	11.733	83	37094	11.27	ug/L	100
83)	cis-1,3-dichloropropene	12.184	75	47387	11.56	ug/L	96
85)	4-methyl-2-pentanone	12.284	58	14344	10.93	ug/L	92
86)	toluene	12.541	92	64951	11.69	ug/L	98
87)	3-methyl-1-butanol	12.320	55	32195	224.36	ug/L	97
88)	trans-1,3-dichloropropene	12.735	75	44136	11.67	ug/L	99
89)	ethyl methacrylate	12.740	69	40495	11.06	ug/L	97
90)	1,1,2-trichloroethane	12.934	83	21904	11.06	ug/L	100
91)	2-hexanone	13.112	58	12913	10.35	ug/L	97
93)	tetrachloroethene	13.107	164	24333	11.54	ug/L	100
94)	1,3-dichloropropane	13.107	76	42886	11.41	ug/L	100
95)	butyl acetate	13.186	56	22990	10.43	ug/L	92
96)	3,3-dimethyl-1-butanol	13.280	57	34598	107.58	ug/L	93
97)	dibromochloromethane	13.364	129	30749	10.98	ug/L	100
98)	1,2-dibromoethane	13.500	107	27890	10.79	ug/L	93
100)	chlorobenzene	13.946	112	70126	11.26	ug/L	99
101)	1,1,1,2-tetrachloroethane	14.004	131	26873	11.08	ug/L	99
102)	ethylbenzene	13.998	91	118889	11.51	ug/L	99
103)	m,p-xylene	14.103	106	91551	22.69	ug/L	95

Quantitation Report (QT Reviewed)

Data Path : C:\msdchem\1\DATA\
Data File : 2C119191.D
Acq On : 5 Jun 2014 6:43 pm
Operator : toanp
Sample : ic5480-10
Misc : MS68133, V2C5480,w,,,,1
ALS Vial : 7 Sample Multiplier: 1

Quant Time: Jun 06 10:39:20 2014
Quant Method : C:\MSDCHEM\1\METHODS\M2C5480.M
Quant Title : SW846 8260B, Column ZB624 60mX0.25mmX1.4um
QLast Update : Fri Jun 06 09:26:57 2014
Response via : Initial Calibration

Compound	R.T.	QIon	Response	Conc	Units		Dev(Min)
104) o-xylene	14.496	106	45380	11.40	ug/L		96
105) styrene	14.507	104	77132	11.45	ug/L		97
106) bromoform	14.753	173	25115	10.52	ug/L		99
108) isopropylbenzene	14.816	105	118286	11.43	ug/L		98
110) cyclohexanone	14.963	55	46109	102.20	ug/L		98
111) bromobenzene	15.188	156	33932	11.43	ug/L		94
112) 1,1,2,2-tetrachloroethane	15.105	83	41040	11.00	ug/L		99
113) trans-1,4-dichloro-2-b...	15.146	88	5072	9.89	ug/L	#	87
114) 1,2,3-trichloropropane	15.167	110	9679	10.99	ug/L		94
115) n-propylbenzene	15.204	91	135697	11.63	ug/L		99
116) 2-chlorotoluene	15.340	126	29062	11.14	ug/L		94
117) 4-chlorotoluene	15.430	91	86394	11.37	ug/L		97
118) 1,3,5-trimethylbenzene	15.346	105	98453	11.56	ug/L		97
119) tert-butylbenzene	15.671	119	84464	11.23	ug/L		98
120) pentachloroethane	15.744	167	22291	11.35	ug/L		96
121) 1,2,4-trimethylbenzene	15.713	105	96142	11.47	ug/L		97
122) sec-butylbenzene	15.870	105	131648	11.59	ug/L		99
123) 1,3-dichlorobenzene	16.048	146	62716	11.38	ug/L		96
124) p-isopropyltoluene	15.985	119	108470	11.53	ug/L		100
126) 1,4-dichlorobenzene	16.127	146	61027	11.19	ug/L		96
127) 1,2-dichlorobenzene	16.489	146	59636	10.92	ug/L		99
128) n-butylbenzene	16.373	92	55286	11.36	ug/L		96
129) 1,2-dibromo-3-chloropr...	17.228	75	6952	10.57	ug/L		96
130) 1,3,5-trichlorobenzene	17.417	180	51837	11.37	ug/L		99
131) 1,2,4-trichlorobenzene	18.046	180	46370	10.95	ug/L		94
132) hexachlorobutadiene	18.161	225	26653	11.58	ug/L		98
133) naphthalene	18.319	128	103819	10.56	ug/L		99
134) 1,2,3-trichlorobenzene	18.565	180	42933	11.02	ug/L		97
135) hexachloroethane	16.740	201	21612	10.91	ug/L		95

(#) = qualifier out of range (m) = manual integration (+) = signals summed

Quantitation Report (QT Reviewed)

Data Path : C:\msdchem\1\DATA\
Data File : 2C119191.D
Acq On : 5 Jun 2014 6:43 pm
Operator : toanp
Sample : ic5480-10
Misc : MS68133, V2C5480,w,,,,1
ALS Vial : 7 Sample Multiplier: 1

Quant Time: Jun 06 10:39:20 2014
Quant Method : C:\MSDCHEM\1\METHODS\M2C5480.M
Quant Title : SW846 8260B, Column ZB624 60mX0.25mmX1.4um
QLast Update : Fri Jun 06 09:26:57 2014
Response via : Initial Calibration

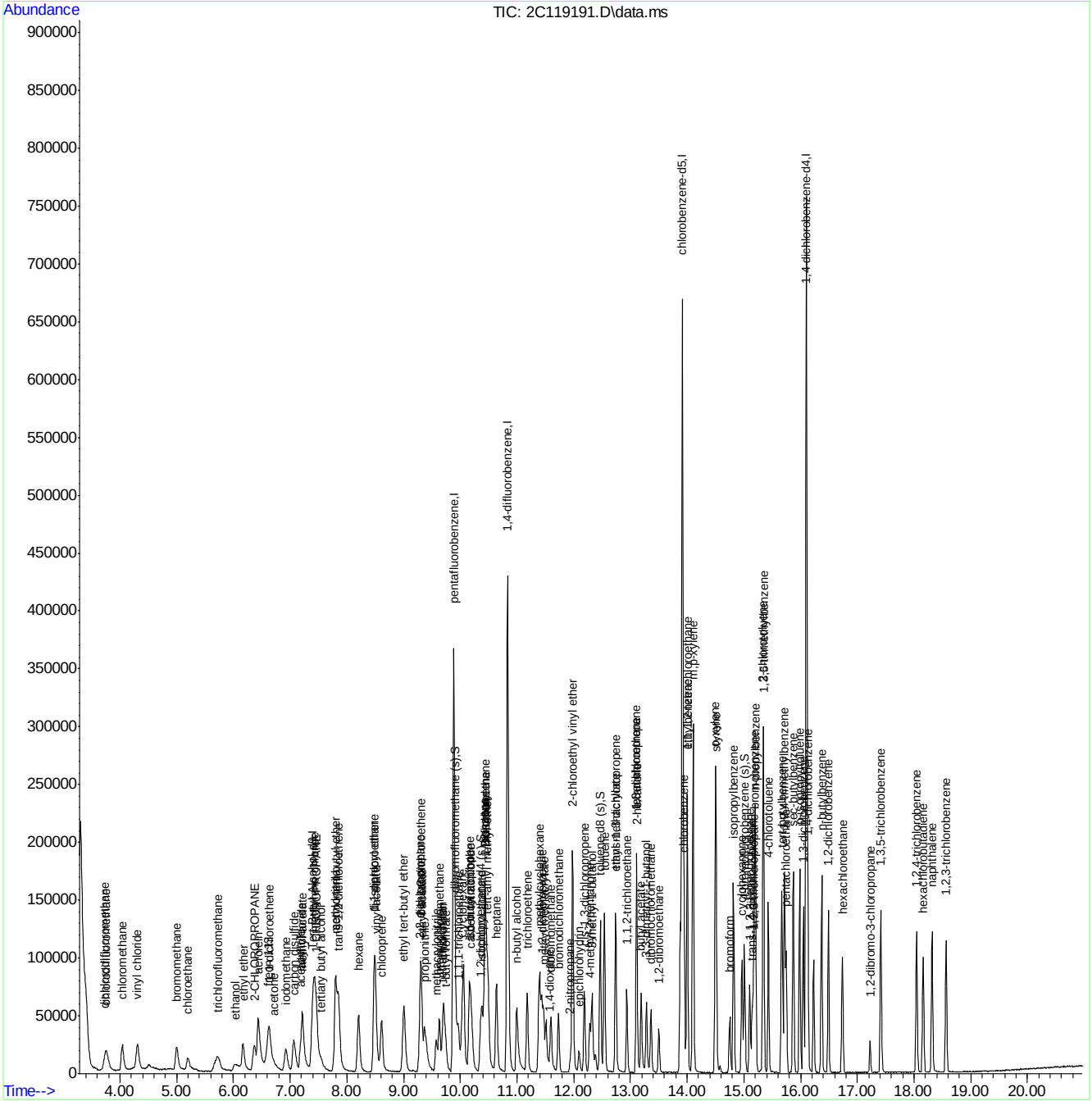

Quantitation Report (QT Reviewed)

Data Path : C:\msdchem\1\DATA\
Data File : 2C119192.D
Acq On : 5 Jun 2014 7:11 pm
Operator : toanp
Sample : ic5480-20
Misc : MS68133, V2C5480,w,,,,1
ALS Vial : 8 Sample Multiplier: 1

Quant Time: Jun 06 10:39:40 2014
Quant Method : C:\MSDCHEM\1\METHODS\M2C5480.M
Quant Title : SW846 8260B, Column ZB624 60mX0.25mmX1.4um
QLast Update : Fri Jun 06 09:26:57 2014
Response via : Initial Calibration

Compound	R.T.	QIon	Response	Conc	Units		Dev(Min)
Internal Standards							
1) Tert Butyl Alcohol-d9	7.403	65	177239	500.00	ug/L		-0.01
5) pentafluorobenzene	9.883	168	369253	50.00	ug/L		0.00
61) 1,4-difluorobenzene	10.837	114	460043	50.00	ug/L		0.00
92) chlorobenzene-d5	13.915	117	382076	50.00	ug/L		0.00
107) 1,4-dichlorobenzene-d4	16.101	152	204396	50.00	ug/L		0.00
System Monitoring Compounds							
54) dibromofluoromethane (s)	9.914	113	126326	50.49	ug/L		0.00
Spiked Amount 50.000	Range 79 - 120		Recovery = 100.98%				
55) 1,2-dichloroethane-d4 (s)	10.349	65	147249	50.44	ug/L		0.00
Spiked Amount 50.000	Range 72 - 123		Recovery = 100.88%				
84) toluene-d8 (s)	12.467	98	452630	51.22	ug/L		0.00
Spiked Amount 50.000	Range 78 - 119		Recovery = 102.44%				
109) 4-bromofluorobenzene (s)	15.010	95	165041	50.03	ug/L		0.00
Spiked Amount 50.000	Range 74 - 119		Recovery = 100.06%				
Target Compounds							Qvalue
2) tertiary butyl alcohol	7.544	59	42327	103.08	ug/L		100
3) ethanol	6.019	45	49888	3922.03	ug/L	#	29
4) 1,4-dioxane	11.576	88	14240	521.26	ug/L		92
11) chlorodifluoromethane	3.754	51	60482	21.45	ug/L		99
12) dichlorodifluoromethane	3.738	85	61332	20.46	ug/L		97
15) chloromethane	4.047	50	83511	20.70	ug/L		98
16) vinyl chloride	4.309	62	77377	21.62	ug/L		99
17) bromomethane	5.001	94	47688	21.26	ug/L		94
18) chloroethane	5.195	64	36422	22.43	ug/L		95
19) trichlorofluoromethane	5.725	101	80366	20.75	ug/L		97
21) ethyl ether	6.171	74	31073	20.58	ug/L		95
22) 2-CHLOROPROPANE	6.370	43	87812	19.14	ug/L	#	93
26) acrolein	6.433	56	153905	201.25	ug/L		99
27) 1,1-dichloroethene	6.632	96	47109	20.57	ug/L		98
28) acetone	6.700	58	5739	20.06	ug/L		86
29) allyl chloride	7.214	76	30047	20.41	ug/L	#	80
30) acetonitrile	7.182	40	67476	201.93	ug/L		77
31) iodomethane	6.931	142	92208	20.60	ug/L		97
32) iso-butyl alcohol	10.161	74	7522	200.67	ug/L		92
33) carbon disulfide	7.067	76	162020	20.91	ug/L		99
34) methylene chloride	7.429	84	54924	20.82	ug/L		98
35) 1-CHLOROPROPANE	7.460	42	106520	20.37	ug/L		99
36) methyl acetate	7.219	43	56644	20.98	ug/L		96
37) methyl tert butyl ether	7.812	73	159925	21.41	ug/L		98
38) trans-1,2-dichloroethene	7.854	96	51291	20.84	ug/L		96
39) di-isopropyl ether	8.493	45	196123	21.48	ug/L		86
40) 2-butanone	9.285	72	7854	20.15	ug/L	#	63
41) 1,1-dichloroethane	8.483	63	100139	21.13	ug/L		98
42) chloroprene	8.614	53	77554	21.57	ug/L		96
43) acrylonitrile	7.791	53	136851	107.15	ug/L		99
44) vinyl acetate	8.498	86	9895	19.78	ug/L		92
45) ethyl tert-butyl ether	9.007	59	174411	21.83	ug/L		99

Quantitation Report (QT Reviewed)

Data Path : C:\msdchem\1\DATA\
Data File : 2C119192.D
Acq On : 5 Jun 2014 7:11 pm
Operator : toanp
Sample : ic5480-20
Misc : MS68133, V2C5480,w,,,,1
ALS Vial : 8 Sample Multiplier: 1

Quant Time: Jun 06 10:39:40 2014
Quant Method : C:\MSDCHEM\1\METHODS\M2C5480.M
Quant Title : SW846 8260B, Column ZB624 60mX0.25mmX1.4um
QLast Update : Fri Jun 06 09:26:57 2014
Response via : Initial Calibration

Compound	R.T.	QIon	Response	Conc	Units	Dev(Min)
46) ethyl acetate	9.311	45	11260	21.94	ug/L	89
47) 2,2-dichloropropane	9.290	77	66567	20.50	ug/L	96
48) cis-1,2-dichloroethene	9.301	96	57566	21.45	ug/L	99
49) propionitrile	9.364	54	107359	212.35	ug/L	95
50) bromochloromethane	9.631	128	29881	21.48	ug/L	96
51) tetrahydrofuran	9.683	42	25087	19.04	ug/L	95
52) chloroform	9.699	83	91549	20.62	ug/L	98
53) t-butyl formate	9.736	59	48775	21.78	ug/L	99
56) freon 113	6.606	151	37178	19.67	ug/L	97
57) methacrylonitrile	9.573	41	41916	20.46	ug/L	97
58) 1,1,1-trichloroethane	9.961	97	71907	21.04	ug/L	97
59) Cyclohexane	10.040	84	70585	20.82	ug/L	90
62) Di-isobutylene	10.449	57	153667	22.62	ug/L	97
63) epichlorohydrin	12.090	57	36914	105.68	ug/L	98
64) n-butyl alcohol	10.989	56	100247	1018.37	ug/L	98
65) carbon tetrachloride	10.182	117	68828	21.37	ug/L	99
66) 1,1-dichloropropene	10.161	75	71043	21.49	ug/L	98
67) hexane	8.210	57	72344	20.96	ug/L	97
69) iso-octane	10.449	57	153667	21.74	ug/L	98
70) benzene	10.428	78	208680	20.54	ug/L	100
71) tert-amyl methyl ether	10.486	87	38084	21.61	ug/L	97
72) heptane	10.638	57	59432	21.34	ug/L	99
73) isopropyl acetate	10.381	43	135456	20.07	ug/L	99
74) 1,2-dichloroethane	10.449	62	70637	22.03	ug/L	99
75) trichloroethene	11.178	95	52204	20.98	ug/L	97
76) 2-nitropropane	11.938	41	25781	19.71	ug/L	96
77) 2-chloroethyl vinyl ether	11.975	63	192393	108.23	ug/L	98
78) methyl methacrylate	11.466	100	16580	20.91	ug/L	91
79) 1,2-dichloropropane	11.435	63	56716	21.31	ug/L	94
80) dibromomethane	11.592	93	36064	21.69	ug/L	97
81) methylcyclohexane	11.398	83	87856	21.18	ug/L	97
82) bromodichloromethane	11.728	83	71791	21.14	ug/L	100
83) cis-1,3-dichloropropene	12.184	75	92493	21.87	ug/L	99
85) 4-methyl-2-pentanone	12.284	58	27836	20.55	ug/L	97
86) toluene	12.536	92	123966	21.63	ug/L	99
87) 3-methyl-1-butanol	12.315	55	59400	401.21	ug/L	98
88) trans-1,3-dichloropropene	12.735	75	85049	21.79	ug/L	99
89) ethyl methacrylate	12.740	69	78740	20.84	ug/L	98
90) 1,1,2-trichloroethane	12.934	83	43801	21.44	ug/L	98
91) 2-hexanone	13.112	58	25913	20.13	ug/L	90
93) tetrachloroethene	13.102	164	45424	21.25	ug/L	98
94) 1,3-dichloropropane	13.107	76	82681	21.70	ug/L	98
95) butyl acetate	13.186	56	43215	19.46	ug/L	99
96) 3,3-dimethyl-1-butanol	13.280	57	66809	204.88	ug/L	98
97) dibromochloromethane	13.364	129	60687	21.37	ug/L	98
98) 1,2-dibromoethane	13.500	107	54461	20.79	ug/L	96
100) chlorobenzene	13.946	112	134938	21.36	ug/L	98
101) 1,1,1,2-tetrachloroethane	14.004	131	51829	21.07	ug/L	97
102) ethylbenzene	13.998	91	229055	21.88	ug/L	99
103) m,p-xylene	14.103	106	174193	42.58	ug/L	96

Quantitation Report (QT Reviewed)

Data Path : C:\msdchem\1\DATA\
Data File : 2C119192.D
Acq On : 5 Jun 2014 7:11 pm
Operator : toanp
Sample : ic5480-20
Misc : MS68133, V2C5480,w,,,,1
ALS Vial : 8 Sample Multiplier: 1

Quant Time: Jun 06 10:39:40 2014
Quant Method : C:\MSDCHEM\1\METHODS\M2C5480.M
Quant Title : SW846 8260B, Column ZB624 60mX0.25mmX1.4um
QLast Update : Fri Jun 06 09:26:57 2014
Response via : Initial Calibration

Compound	R.T.	QIon	Response	Conc	Units	Dev(Min)
104) o-xylene	14.497	106	87966	21.79	ug/L	100
105) styrene	14.507	104	149900	21.96	ug/L	99
106) bromoform	14.753	173	48974	20.23	ug/L	96
108) isopropylbenzene	14.816	105	226374	21.65	ug/L	99
110) cyclohexanone	14.963	55	87534	192.00	ug/L	99
111) bromobenzene	15.189	156	65634	21.88	ug/L	98
112) 1,1,2,2-tetrachloroethane	15.105	83	78327	20.78	ug/L	100
113) trans-1,4-dichloro-2-b...	15.141	88	10298	19.87	ug/L	98
114) 1,2,3-trichloropropane	15.168	110	17888	20.10	ug/L	89
115) n-propylbenzene	15.204	91	256161	21.73	ug/L	98
116) 2-chlorotoluene	15.341	126	55552	21.07	ug/L	95
117) 4-chlorotoluene	15.430	91	162472	21.16	ug/L	98
118) 1,3,5-trimethylbenzene	15.346	105	184482	21.43	ug/L	98
119) tert-butylbenzene	15.666	119	161624	21.26	ug/L	98
120) pentachloroethane	15.744	167	42131	21.23	ug/L	98
121) 1,2,4-trimethylbenzene	15.713	105	184724	21.81	ug/L	98
122) sec-butylbenzene	15.870	105	246572	21.48	ug/L	99
123) 1,3-dichlorobenzene	16.048	146	117965	21.18	ug/L	97
124) p-isopropyltoluene	15.986	119	205760	21.64	ug/L	99
126) 1,4-dichlorobenzene	16.122	146	116146	21.08	ug/L	98
127) 1,2-dichlorobenzene	16.489	146	116025	21.03	ug/L	99
128) n-butylbenzene	16.374	92	104568	21.26	ug/L	98
129) 1,2-dibromo-3-chloropr...	17.223	75	13841	20.82	ug/L	92
130) 1,3,5-trichlorobenzene	17.417	180	99203	21.53	ug/L	100
131) 1,2,4-trichlorobenzene	18.046	180	89132	20.83	ug/L	98
132) hexachlorobutadiene	18.161	225	50940	21.89	ug/L	99
133) naphthalene	18.319	128	204239	20.57	ug/L	99
134) 1,2,3-trichlorobenzene	18.565	180	84826	21.55	ug/L	98
135) hexachloroethane	16.741	201	41484	20.72	ug/L	98

(#) = qualifier out of range (m) = manual integration (+) = signals summed

Quantitation Report (QT Reviewed)

Data Path : C:\msdchem\1\DATA\
Data File : 2C119192.D
Acq On : 5 Jun 2014 7:11 pm
Operator : toanp
Sample : ic5480-20
Misc : MS68133, V2C5480,w,,,,1
ALS Vial : 8 Sample Multiplier: 1

Quant Time: Jun 06 10:39:40 2014
Quant Method : C:\MSDCHEM\1\METHODS\M2C5480.M
Quant Title : SW846 8260B, Column ZB624 60mX0.25mmX1.4um
QLast Update : Fri Jun 06 09:26:57 2014
Response via : Initial Calibration

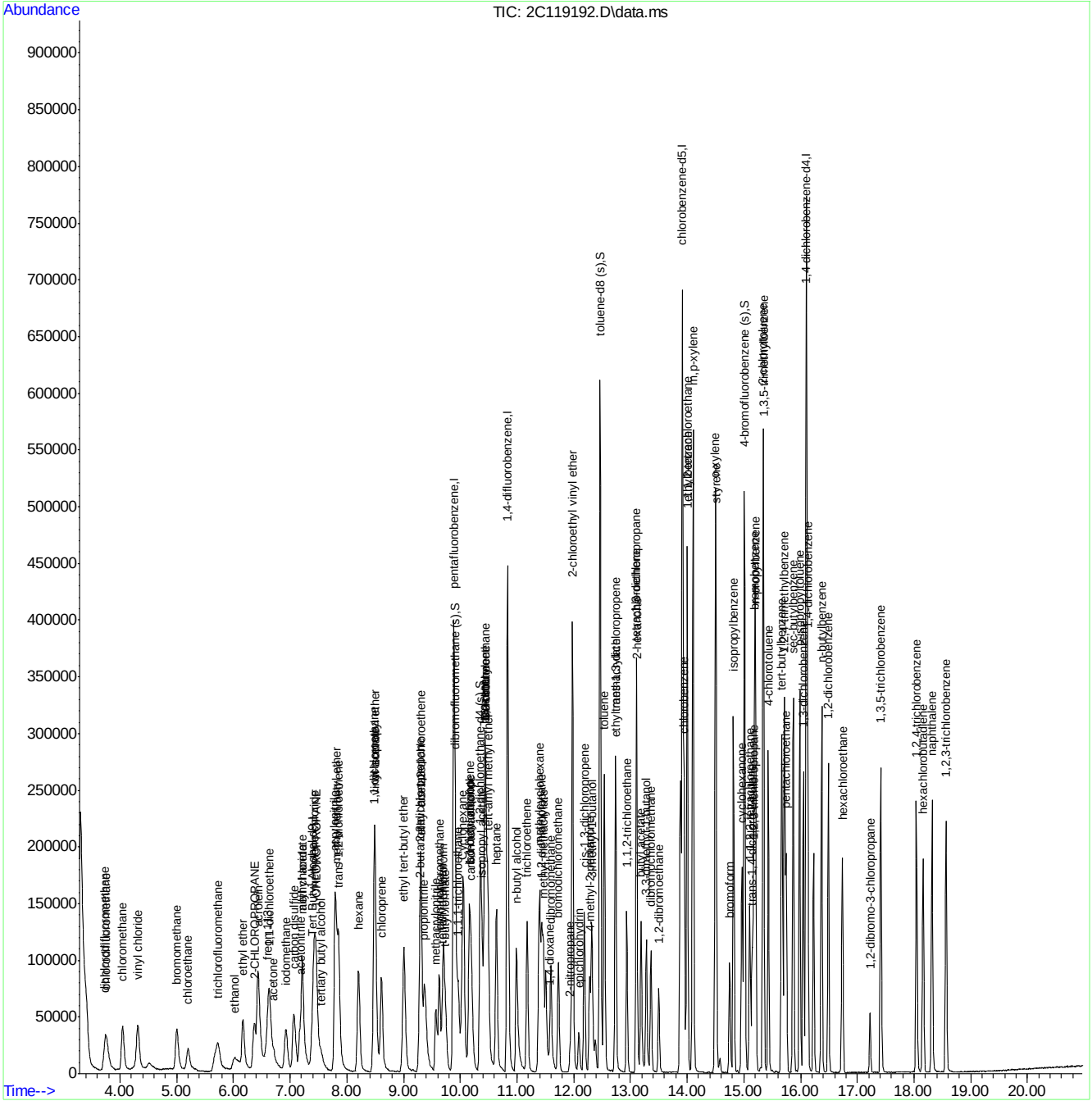

Quantitation Report (QT Reviewed)

Data Path : C:\msdchem\1\DATA\
Data File : 2C119193.D
Acq On : 5 Jun 2014 7:40 pm
Operator : toanp
Sample : icc5480-50
Misc : MS68133, V2C5480,w,,,,1
ALS Vial : 9 Sample Multiplier: 1

Quant Time: Jun 06 10:40:05 2014
Quant Method : C:\MSDCHEM\1\METHODS\M2C5480.M
Quant Title : SW846 8260B, Column ZB624 60mX0.25mmX1.4um
QLast Update : Fri Jun 06 09:26:57 2014
Response via : Initial Calibration

Compound	R.T.	QIon	Response	Conc	Units		Dev(Min)
Internal Standards							
1) Tert Butyl Alcohol-d9	7.402	65	173544	500.00	ug/L		-0.01
5) pentafluorobenzene	9.882	168	368445	50.00	ug/L		0.00
61) 1,4-difluorobenzene	10.837	114	457001	50.00	ug/L		0.00
92) chlorobenzene-d5	13.914	117	378625	50.00	ug/L		0.00
107) 1,4-dichlorobenzene-d4	16.101	152	203400	50.00	ug/L		0.00
System Monitoring Compounds							
54) dibromofluoromethane (s)	9.914	113	126891	50.83	ug/L		0.00
Spiked Amount 50.000	Range 79 - 120		Recovery = 101.66%				
55) 1,2-dichloroethane-d4 (s)	10.349	65	147210	50.54	ug/L		0.00
Spiked Amount 50.000	Range 72 - 123		Recovery = 101.08%				
84) toluene-d8 (s)	12.462	98	457449	52.11	ug/L		0.00
Spiked Amount 50.000	Range 78 - 119		Recovery = 104.22%				
109) 4-bromofluorobenzene (s)	15.010	95	165351	50.37	ug/L		0.00
Spiked Amount 50.000	Range 74 - 119		Recovery = 100.74%				
Target Compounds							Qvalue
2) tertiary butyl alcohol	7.544	59	104130	258.98	ug/L		100
3) ethanol	6.024	45	113383	9103.59	ug/L	#	28
4) 1,4-dioxane	11.571	88	32428	1212.30	ug/L		100
11) chlorodifluoromethane	3.753	51	155033	55.10	ug/L		100
12) dichlorodifluoromethane	3.753	85	158070	52.85	ug/L		100
15) chloromethane	4.057	50	213269	52.97	ug/L		100
16) vinyl chloride	4.320	62	196091	54.91	ug/L		100
17) bromomethane	5.001	94	119141	53.22	ug/L		100
18) chloroethane	5.195	64	89194	55.06	ug/L		100
19) trichlorofluoromethane	5.719	101	205430	53.15	ug/L		100
21) ethyl ether	6.165	74	81434	54.04	ug/L		100
22) 2-CHLOROPROPANE	6.370	43	230415	50.34	ug/L	#	100
26) acrolein	6.427	56	385176	504.78	ug/L		100
27) 1,1-dichloroethene	6.632	96	124260	54.39	ug/L		100
28) acetone	6.684	58	16130	56.51	ug/L		100
29) allyl chloride	7.208	76	76371	52.00	ug/L		100
30) acetonitrile	7.166	40	162281	486.70	ug/L		100
31) iodomethane	6.925	142	241759	54.14	ug/L		100
32) iso-butyl alcohol	10.155	74	19018	531.78	ug/L		100
33) carbon disulfide	7.067	76	429935	55.61	ug/L		100
34) methylene chloride	7.429	84	142849	54.28	ug/L		100
35) 1-CHLOROPROPANE	7.460	42	256015	49.07	ug/L		100
36) methyl acetate	7.203	43	143927	53.43	ug/L		100
37) methyl tert butyl ether	7.806	73	408543	54.81	ug/L		100
38) trans-1,2-dichloroethene	7.853	96	132143	53.81	ug/L		100
39) di-isopropyl ether	8.488	45	486688	53.43	ug/L		100
40) 2-butanone	9.269	72	20775	53.42	ug/L		100
41) 1,1-dichloroethane	8.482	63	260497	55.08	ug/L		100
42) chloroprene	8.608	53	197243	54.99	ug/L		100
43) acrylonitrile	7.785	53	349186	273.99	ug/L		100
44) vinyl acetate	8.493	86	25947	51.98	ug/L		100
45) ethyl tert-butyl ether	9.007	59	441577	55.38	ug/L		100

Quantitation Report (QT Reviewed)

Data Path : C:\msdchem\1\DATA\
Data File : 2C119193.D
Acq On : 5 Jun 2014 7:40 pm
Operator : toanp
Sample : icc5480-50
Misc : MS68133, V2C5480,w,,,,1
ALS Vial : 9 Sample Multiplier: 1

Quant Time: Jun 06 10:40:05 2014
Quant Method : C:\MSDCHEM\1\METHODS\M2C5480.M
Quant Title : SW846 8260B, Column ZB624 60mX0.25mmX1.4um
QLast Update : Fri Jun 06 09:26:57 2014
Response via : Initial Calibration

Compound	R.T.	QIon	Response	Conc	Units	Dev(Min)
46) ethyl acetate	9.306	45	26168	51.10	ug/L	100
47) 2,2-dichloropropane	9.290	77	170330	52.57	ug/L	100
48) cis-1,2-dichloroethene	9.295	96	148007	55.26	ug/L	100
49) propionitrile	9.358	54	270306	535.82	ug/L	100
50) bromochloromethane	9.631	128	76009	54.76	ug/L	100
51) tetrahydrofuran	9.673	42	64698	49.22	ug/L	100
52) chloroform	9.699	83	235830	53.24	ug/L	100
53) t-butyl formate	9.736	59	119368	53.41	ug/L	100
56) freon 113	6.611	151	98840	52.40	ug/L	100
57) methacrylonitrile	9.563	41	111310	54.45	ug/L	100
58) 1,1,1-trichloroethane	9.961	97	188230	55.19	ug/L	100
59) Cyclohexane	10.040	84	183272	54.19	ug/L	100
62) Di-isobutylene	10.449	57	372621	55.21	ug/L	100
63) epichlorohydrin	12.090	57	92425	266.36	ug/L	100
64) n-butyl alcohol	10.983	56	245314	2508.65	ug/L	100
65) carbon tetrachloride	10.181	117	177254	55.40	ug/L	100
66) 1,1-dichloropropene	10.155	75	184968	56.32	ug/L	100
67) hexane	8.205	57	184396	53.78	ug/L	100
69) iso-octane	10.449	57	372621	53.07	ug/L	100
70) benzene	10.428	78	538748	53.38	ug/L	100
71) tert-amyl methyl ether	10.485	87	93058	53.16	ug/L	100
72) heptane	10.637	57	150461	54.37	ug/L	100
73) isopropyl acetate	10.380	43	346829	51.72	ug/L	100
74) 1,2-dichloroethane	10.443	62	176211	55.32	ug/L	100
75) trichloroethene	11.177	95	135925	55.00	ug/L	100
76) 2-nitropropane	11.938	41	61119	47.03	ug/L	100
77) 2-chloroethyl vinyl ether	11.974	63	487805	276.23	ug/L	100
78) methyl methacrylate	11.466	100	42408	53.83	ug/L	100
79) 1,2-dichloropropane	11.434	63	147855	55.94	ug/L	100
80) dibromomethane	11.592	93	91736	55.54	ug/L	100
81) methylcyclohexane	11.392	83	222262	53.95	ug/L	100
82) bromodichloromethane	11.728	83	188124	55.76	ug/L	100
83) cis-1,3-dichloropropene	12.184	75	238334	56.73	ug/L	100
85) 4-methyl-2-pentanone	12.278	58	72805	54.11	ug/L	100
86) toluene	12.535	92	316977	55.67	ug/L	100
87) 3-methyl-1-butanol	12.315	55	147303	1001.57	ug/L	100
88) trans-1,3-dichloropropene	12.729	75	221050	57.02	ug/L	100
89) ethyl methacrylate	12.735	69	208181	55.47	ug/L	100
90) 1,1,2-trichloroethane	12.934	83	111981	55.17	ug/L	100
91) 2-hexanone	13.107	58	67082	52.47	ug/L	100
93) tetrachloroethene	13.107	164	117550	55.50	ug/L	100
94) 1,3-dichloropropane	13.107	76	211288	55.97	ug/L	100
95) butyl acetate	13.185	56	109906	50.16	ug/L	100
96) 3,3-dimethyl-1-butanol	13.275	57	164848	510.15	ug/L	100
97) dibromochloromethane	13.364	129	159376	56.65	ug/L	100
98) 1,2-dibromoethane	13.500	107	141894	54.65	ug/L	100
100) chlorobenzene	13.946	112	347222	55.46	ug/L	100
101) 1,1,1,2-tetrachloroethane	14.003	131	133643	54.82	ug/L	100
102) ethylbenzene	13.998	91	577338	55.64	ug/L	100
103) m,p-xylene	14.103	106	446136	110.04	ug/L	100

Quantitation Report (QT Reviewed)

Data Path : C:\msdchem\1\DATA\
Data File : 2C119193.D
Acq On : 5 Jun 2014 7:40 pm
Operator : toanp
Sample : icc5480-50
Misc : MS68133, V2C5480,w,,,,1
ALS Vial : 9 Sample Multiplier: 1

Quant Time: Jun 06 10:40:05 2014
Quant Method : C:\MSDCHEM\1\METHODS\M2C5480.M
Quant Title : SW846 8260B, Column ZB624 60mX0.25mmX1.4um
QLast Update : Fri Jun 06 09:26:57 2014
Response via : Initial Calibration

Compound	R.T.	QIon	Response	Conc	Units	Dev(Min)
104) o-xylene	14.496	106	226478	56.62	ug/L	100
105) styrene	14.507	104	386935	57.19	ug/L	100
106) bromoform	14.748	173	131484	54.81	ug/L	100
108) isopropylbenzene	14.816	105	580663	55.80	ug/L	100
110) cyclohexanone	14.963	55	238770	526.29	ug/L	100
111) bromobenzene	15.188	156	165729	55.53	ug/L	100
112) 1,1,2,2-tetrachloroethane	15.104	83	201550	53.72	ug/L	100
113) trans-1,4-dichloro-2-b...	15.141	88	27227	52.80	ug/L	100
114) 1,2,3-trichloropropane	15.167	110	45849	51.78	ug/L	100
115) n-propylbenzene	15.204	91	647003	55.15	ug/L	100
116) 2-chlorotoluene	15.340	126	144433	55.06	ug/L	100
117) 4-chlorotoluene	15.430	91	414388	54.23	ug/L	100
118) 1,3,5-trimethylbenzene	15.346	105	470486	54.91	ug/L	100
119) tert-butylbenzene	15.671	119	419602	55.46	ug/L	100
120) pentachloroethane	15.744	167	108358	54.87	ug/L	100
121) 1,2,4-trimethylbenzene	15.713	105	465005	55.18	ug/L	100
122) sec-butylbenzene	15.870	105	631399	55.28	ug/L	100
123) 1,3-dichlorobenzene	16.043	146	301822	54.46	ug/L	100
124) p-isopropyltoluene	15.985	119	539150	56.98	ug/L	100
126) 1,4-dichlorobenzene	16.122	146	298599	54.47	ug/L	100
127) 1,2-dichlorobenzene	16.489	146	297294	54.15	ug/L	100
128) n-butylbenzene	16.368	92	274118	56.01	ug/L	100
129) 1,2-dibromo-3-chloropr...	17.223	75	34973	52.86	ug/L	100
130) 1,3,5-trichlorobenzene	17.417	180	257167	56.07	ug/L	100
131) 1,2,4-trichlorobenzene	18.046	180	234109	54.97	ug/L	100
132) hexachlorobutadiene	18.161	225	127947	55.26	ug/L	100
133) naphthalene	18.318	128	535158	54.16	ug/L	100
134) 1,2,3-trichlorobenzene	18.565	180	221469	56.55	ug/L	100
135) hexachloroethane	16.740	201	111607	56.02	ug/L	100

(#) = qualifier out of range (m) = manual integration (+) = signals summed

Quantitation Report (QT Reviewed)

Data Path : C:\msdchem\1\DATA\
Data File : 2C119193.D
Acq On : 5 Jun 2014 7:40 pm
Operator : toanp
Sample : icc5480-50
Misc : MS68133, V2C5480,w,,,,1
ALS Vial : 9 Sample Multiplier: 1

Quant Time: Jun 06 10:40:05 2014
Quant Method : C:\MSDCHEM\1\METHODS\M2C5480.M
Quant Title : SW846 8260B, Column ZB624 60mX0.25mmX1.4um
QLast Update : Fri Jun 06 09:26:57 2014
Response via : Initial Calibration

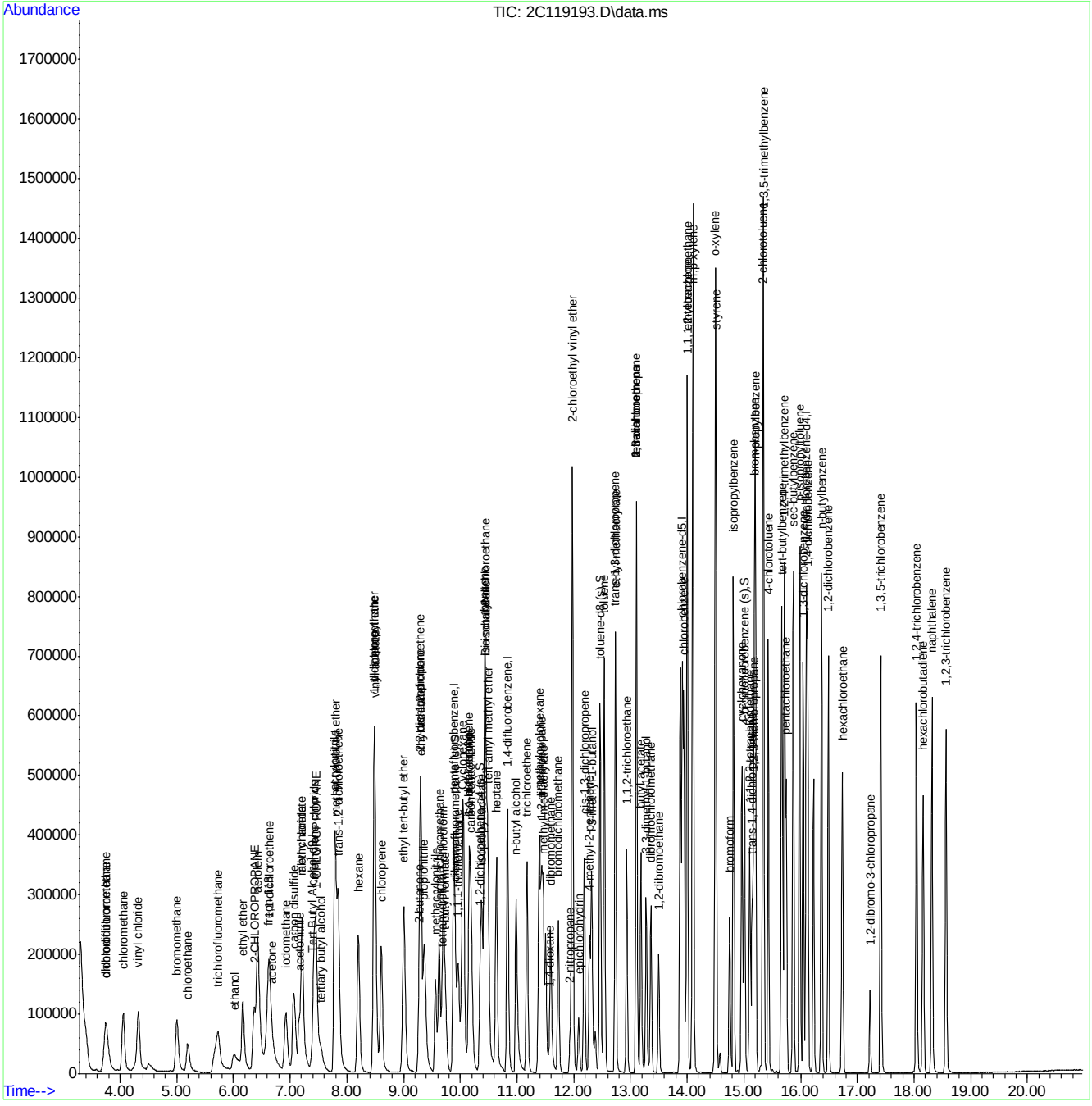

Manual Integrations APPROVED (compounds with "m" flag)
Jessica Reitan-Chu
06/09/14 11:43

Quantitation Report (QT Reviewed)

Data Path : C:\msdchem\1\DATA\
Data File : 2C119194.D
Acq On : 5 Jun 2014 8:09 pm
Operator : toanp
Sample : ic5480-100
Misc : MS68133, V2C5480,w,,,,1
ALS Vial : 10 Sample Multiplier: 1

Quant Time: Jun 06 10:41:26 2014
Quant Method : C:\MSDCHEM\1\METHODS\M2C5480.M
Quant Title : SW846 8260B, Column ZB624 60mX0.25mmX1.4um
QLast Update : Fri Jun 06 09:26:57 2014
Response via : Initial Calibration

Compound	R.T.	QIon	Response	Conc	Units	Dev(Min)
Internal Standards						
1) Tert Butyl Alcohol-d9	7.413	65	193047	500.00	ug/L	0.00
5) pentafluorobenzene	9.883	168	366378	50.00	ug/L	0.00
61) 1,4-difluorobenzene	10.837	114	454186	50.00	ug/L	0.00
92) chlorobenzene-d5	13.914	117	370616	50.00	ug/L	0.00
107) 1,4-dichlorobenzene-d4	16.101	152	204523	50.00	ug/L	0.00
System Monitoring Compounds						
54) dibromofluoromethane (s)	9.909	113	245374	98.85	ug/L	0.00
Spiked Amount 50.000	Range 79 - 120		Recovery = 197.70%#			
55) 1,2-dichloroethane-d4 (s)	10.349	65	285190	98.46	ug/L	0.00
Spiked Amount 50.000	Range 72 - 123		Recovery = 196.92%#			
84) toluene-d8 (s)	12.462	98	862358	98.83	ug/L	0.00
Spiked Amount 50.000	Range 78 - 119		Recovery = 197.66%#			
109) 4-bromofluorobenzene (s)	15.010	95	319207	96.70	ug/L	0.00
Spiked Amount 50.000	Range 74 - 119		Recovery = 193.40%#			
Target Compounds						Qvalue
2) tertiary butyl alcohol	7.544	59	224559	502.08	ug/L	100
3) ethanol	6.018	45	264903	19120.44	ug/L #	28
4) 1,4-dioxane	11.566	88	83603	2809.69	ug/L	91
11) chlorodifluoromethane	3.753	51	298976	106.86	ug/L	98
12) dichlorodifluoromethane	3.748	85	289643	97.39	ug/L	99
15) chloromethane	4.063	50	408050	101.93	ug/L	100
16) vinyl chloride	4.330	62	373143	105.09	ug/L	100
17) bromomethane	5.001	94	210190	94.42	ug/L	99
18) chloroethane	5.190	64	165614	102.81	ug/L	98
19) trichlorofluoromethane	5.720	101	392898	102.23	ug/L	95
21) ethyl ether	6.165	74	155970	104.09	ug/L	92
22) 2-CHLOROPROPANE	6.364	43	443748	97.50	ug/L #	96
27) 1,1-dichloroethene	6.627	96	238702	105.07	ug/L	98
28) acetone	6.679	58	31075	109.48	ug/L	95
29) allyl chloride	7.209	76	149678	102.49	ug/L	91
30) acetonitrile	7.161	40	325193	980.80	ug/L	95
31) iodomethane	6.925	142	476291	107.25	ug/L	98
32) iso-butyl alcohol	10.155	74	38158	1088.47	ug/L	72
33) carbon disulfide	7.062	76	823242	107.08	ug/L	98
34) methylene chloride	7.424	84	274762	104.99	ug/L	98
35) 1-CHLOROPROPANE	7.460	42	465815	89.78	ug/L	99
36) methyl acetate	7.203	43	286610	106.99	ug/L	99
37) methyl tert butyl ether	7.806	73	786215	106.08	ug/L	99
38) trans-1,2-dichloroethene	7.848	96	249439	102.15	ug/L	99
39) di-isopropyl ether	8.488	45	923876	102.00	ug/L	94
40) 2-butanone	9.264	72	42233	109.22	ug/L #	84
41) 1,1-dichloroethane	8.483	63	488816	103.94	ug/L	100
42) chloroprene	8.603	53	371324	104.10	ug/L	100
43) acrylonitrile	7.780	53	682670	538.68	ug/L	100
44) vinyl acetate	8.488	86	51865	104.50	ug/L	94
45) ethyl tert-butyl ether	9.002	59	850833	107.32	ug/L	98
46) ethyl acetate	9.301	45	49947	98.09	ug/L	92

Quantitation Report (QT Reviewed)

Data Path : C:\msdchem\1\DATA\
Data File : 2C119194.D
Acq On : 5 Jun 2014 8:09 pm
Operator : toanp
Sample : ic5480-100
Misc : MS68133, V2C5480,w,,,,1
ALS Vial : 10 Sample Multiplier: 1

Quant Time: Jun 06 10:41:26 2014
Quant Method : C:\MSDCHEM\1\METHODS\M2C5480.M
Quant Title : SW846 8260B, Column ZB624 60mX0.25mmX1.4um
QLast Update : Fri Jun 06 09:26:57 2014
Response via : Initial Calibration

	Compound	R.T.	QIon	Response	Conc	Units		Dev(Min)
47)	2,2-dichloropropane	9.295	77	317679	98.61	ug/L		99
48)	cis-1,2-dichloroethene	9.295	96	282140	105.94	ug/L		100
49)	propionitrile	9.358	54	544349	1085.14	ug/L		93
50)	bromochloromethane	9.626	128	148975	107.93	ug/L		98
51)	tetrahydrofuran	9.673	42	130055	99.51	ug/L		98
52)	chloroform	9.699	83	444379	100.88	ug/L		100
53)	t-butyl formate	9.736	59	233129	104.90	ug/L		99
56)	freon 113	6.606	151	190330	101.48	ug/L		99
57)	methacrylonitrile	9.563	41	220830	108.63	ug/L		99
58)	1,1,1-trichloroethane	9.961	97	358568	105.73	ug/L		99
59)	Cyclohexane	10.045	84	353449	105.09	ug/L	#	77
62)	Di-isobutylene	10.449	57	689861	102.84	ug/L		97
63)	epichlorohydrin	12.090	57	189484	549.46	ug/L		100
64)	n-butyl alcohol	10.984	56	571464	5880.16	ug/L		96
65)	carbon tetrachloride	10.181	117	336172	105.72	ug/L		100
66)	1,1-dichloropropene	10.155	75	347975	106.62	ug/L		99
67)	hexane	8.200	57	351148	103.05	ug/L		98
69)	iso-octane	10.449	57	689861	98.87	ug/L		100
70)	benzene	10.428	78	1009563	100.65	ug/L		99
71)	tert-amyl methyl ether	10.485	87	179771	103.32	ug/L		92
72)	heptane	10.638	57	295864	107.58	ug/L		98
73)	isopropyl acetate	10.381	43	670318	100.58	ug/L		100
74)	1,2-dichloroethane	10.444	62	331711	104.79	ug/L		98
75)	trichloroethene	11.178	95	261998	106.66	ug/L		100
76)	2-nitropropane	11.938	41	120104	93.00	ug/L		95
77)	2-chloroethyl vinyl ether	11.975	63	957712	545.69	ug/L		99
78)	methyl methacrylate	11.461	100	82550	105.43	ug/L		92
79)	1,2-dichloropropane	11.434	63	278829	106.14	ug/L		98
80)	dibromomethane	11.592	93	176490	107.52	ug/L		99
81)	methylcyclohexane	11.398	83	423025	103.32	ug/L		97
82)	bromodichloromethane	11.728	83	365684	109.06	ug/L		100
83)	cis-1,3-dichloropropene	12.184	75	460063	110.18	ug/L		99
85)	4-methyl-2-pentanone	12.279	58	144957	108.40	ug/L		96
86)	toluene	12.536	92	600774	106.16	ug/L		98
87)	3-methyl-1-butanol	12.315	55	317404	2171.53	ug/L		98
88)	trans-1,3-dichloropropene	12.730	75	423646	109.96	ug/L		97
89)	ethyl methacrylate	12.735	69	400612	107.40	ug/L		99
90)	1,1,2-trichloroethane	12.934	83	218098	108.12	ug/L		99
91)	2-hexanone	13.102	58	133659	105.19	ug/L		98
93)	tetrachloroethene	13.102	164	224727	108.40	ug/L		99
94)	1,3-dichloropropane	13.107	76	403928	109.30	ug/L		99
95)	butyl acetate	13.186	56	218753	102.15	ug/L		97
96)	3,3-dimethyl-1-butanol	13.280	57	349826	1105.99	ug/L		97
97)	dibromochloromethane	13.359	129	310957	112.91	ug/L		100
98)	1,2-dibromoethane	13.500	107	277836	109.33	ug/L		96
100)	chlorobenzene	13.946	112	662316	108.08	ug/L		99
101)	1,1,1,2-tetrachloroethane	14.004	131	257847	108.05	ug/L		99
102)	ethylbenzene	13.998	91	1081434	106.47	ug/L		100
103)	m,p-xylene	14.103	106	851859	214.65	ug/L		97
104)	o-xylene	14.496	106	439262	112.19	ug/L		96

Quantitation Report (QT Reviewed)

Data Path : C:\msdchem\1\DATA\
Data File : 2C119194.D
Acq On : 5 Jun 2014 8:09 pm
Operator : toanp
Sample : ic5480-100
Misc : MS68133, V2C5480,w,,,,1
ALS Vial : 10 Sample Multiplier: 1

Quant Time: Jun 06 10:41:26 2014
Quant Method : C:\MSDCHEM\1\METHODS\M2C5480.M
Quant Title : SW846 8260B, Column ZB624 60mX0.25mmX1.4um
QLast Update : Fri Jun 06 09:26:57 2014
Response via : Initial Calibration

Compound	R.T.	QIon	Response	Conc	Units	Dev(Min)
105) styrene	14.507	104	731306	110.42	ug/L	99
106) bromoform	14.748	173	263476	112.21	ug/L	98
108) isopropylbenzene	14.816	105	1103424	105.45	ug/L	99
110) cyclohexanone	14.963	55	404569	886.85	ug/L	99
111) bromobenzene	15.188	156	316085	105.32	ug/L	99
112) 1,1,2,2-tetrachloroethane	15.105	83	396550	105.12	ug/L	100
113) trans-1,4-dichloro-2-b...	15.141	88	53708m	103.58	ug/L	
114) 1,2,3-trichloropropane	15.168	110	88960	99.92	ug/L	96
115) n-propylbenzene	15.204	91	1212220	102.77	ug/L	99
116) 2-chlorotoluene	15.341	126	279766	106.07	ug/L	98
117) 4-chlorotoluene	15.430	91	799798	104.09	ug/L	100
118) 1,3,5-trimethylbenzene	15.346	105	897429	104.17	ug/L	98
119) tert-butylbenzene	15.671	119	809047	106.34	ug/L	99
120) pentachloroethane	15.744	167	212366	106.94	ug/L	99
121) 1,2,4-trimethylbenzene	15.713	105	885872	104.55	ug/L	99
122) sec-butylbenzene	15.870	105	1210302	105.38	ug/L	100
123) 1,3-dichlorobenzene	16.048	146	583513	104.70	ug/L	99
124) p-isopropyltoluene	15.985	119	1033346	108.61	ug/L	99
126) 1,4-dichlorobenzene	16.122	146	581130	105.43	ug/L	99
127) 1,2-dichlorobenzene	16.489	146	575432	104.23	ug/L	100
128) n-butylbenzene	16.368	92	528429	107.38	ug/L	99
129) 1,2-dibromo-3-chloropr...	17.223	75	71508	107.49	ug/L	97
130) 1,3,5-trichlorobenzene	17.417	180	493886	107.10	ug/L	100
131) 1,2,4-trichlorobenzene	18.041	180	460644	107.57	ug/L	99
132) hexachlorobutadiene	18.161	225	242675	104.24	ug/L	99
133) naphthalene	18.319	128	1058666	106.55	ug/L	100
134) 1,2,3-trichlorobenzene	18.565	180	434576	110.35	ug/L	98
135) hexachloroethane	16.740	201	218278	108.95	ug/L	99

(#) = qualifier out of range (m) = manual integration (+) = signals summed

Quantitation Report (QT Reviewed)

Data Path : C:\msdchem\1\DATA\
Data File : 2C119194.D
Acq On : 5 Jun 2014 8:09 pm
Operator : toanp
Sample : ic5480-100
Misc : MS68133, V2C5480,w,,,,1
ALS Vial : 10 Sample Multiplier: 1

Quant Time: Jun 06 10:41:26 2014
Quant Method : C:\MSDCHEM\1\METHODS\M2C5480.M
Quant Title : SW846 8260B, Column ZB624 60mX0.25mmX1.4um
QLast Update : Fri Jun 06 09:26:57 2014
Response via : Initial Calibration

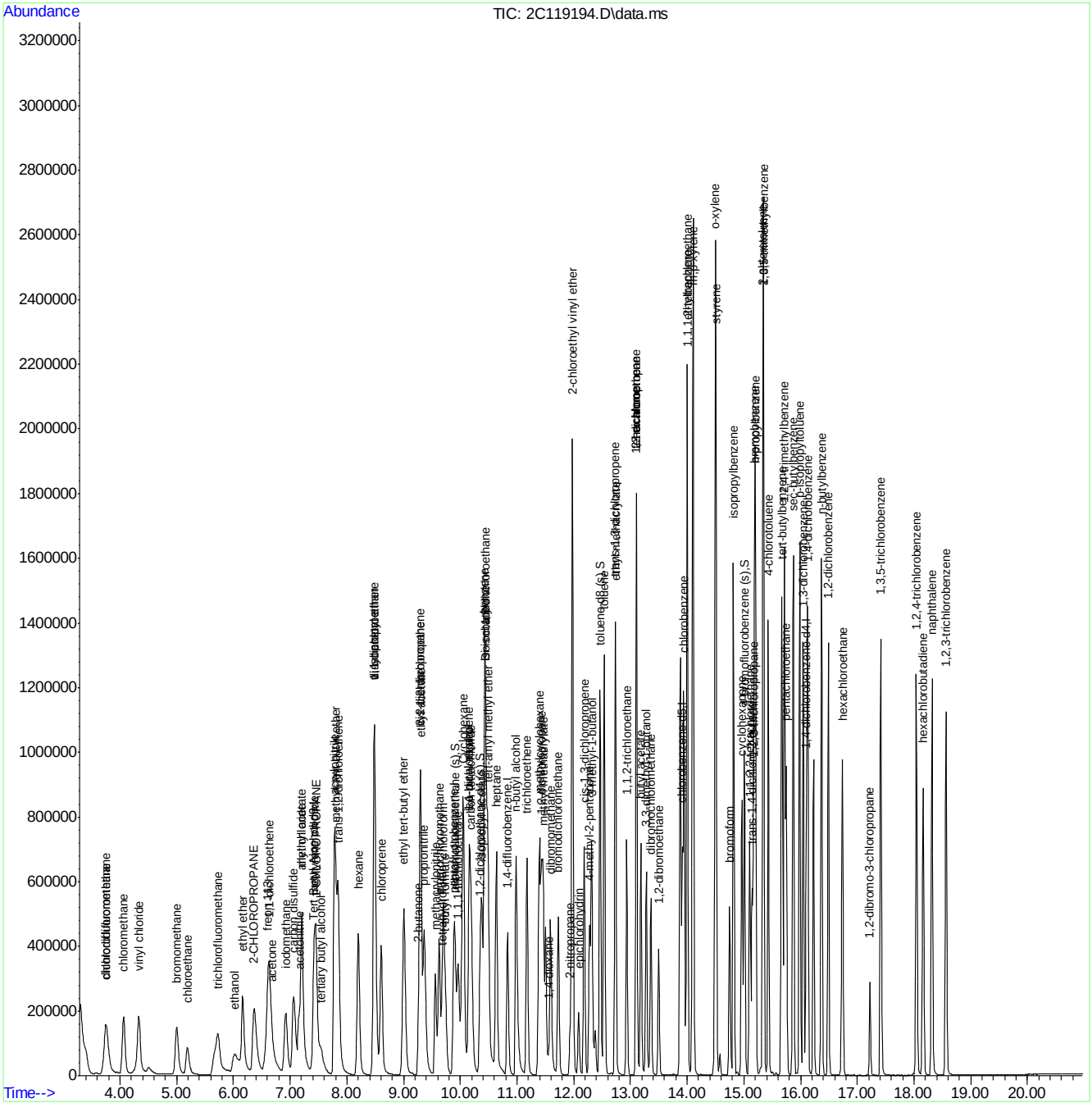

Manual Integration Approval Summary

Sample Number:	V2C5480-IC5480	**Method:**	SW846 8260B
Lab FileID:	2C119194.D	**Analyst approved:**	06/06/14 11:06 Robert Szot
Injection Time:	06/05/14 20:09	**Supervisor approved:**	06/09/14 11:43 Jessica Reitan-Chu

Parameter	CAS	Sig#	R.T. (min.)	Reason
trans-1,4-Dichloro-2-Butene	110-57-6		15.14	Missed peak

Quantitation Report (Qedit)

Data Path : C:\msdchem\1\DATA\
Data File : 2C119194.D
Acq On : 5 Jun 2014 8:09 pm
Operator : toanp
Sample : ic5480-100
Misc : MS68133, V2C5480,w,,,,1
ALS Vial : 10 Sample Multiplier: 1

Quant Time: Jun 05 20:32:45 2014
Quant Method : C:\MSDCHEM\1\METHODS\M2C5480.M
Quant Title : SW846 8260B, Column ZB624 60mX0.25mmX1.4um
QLast Update : Thu Jun 05 14:45:30 2014
Response via : Initial Calibration

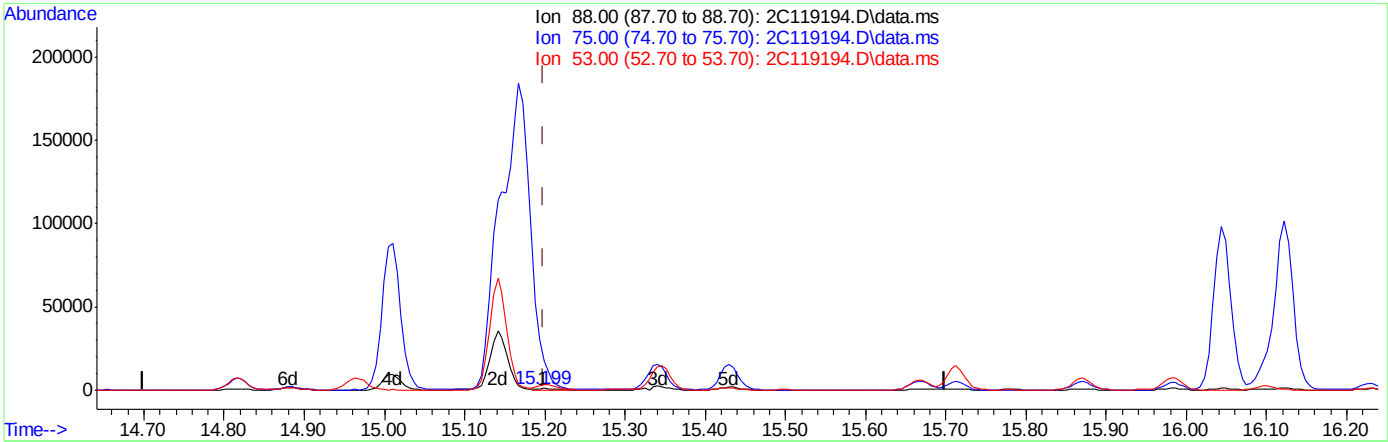

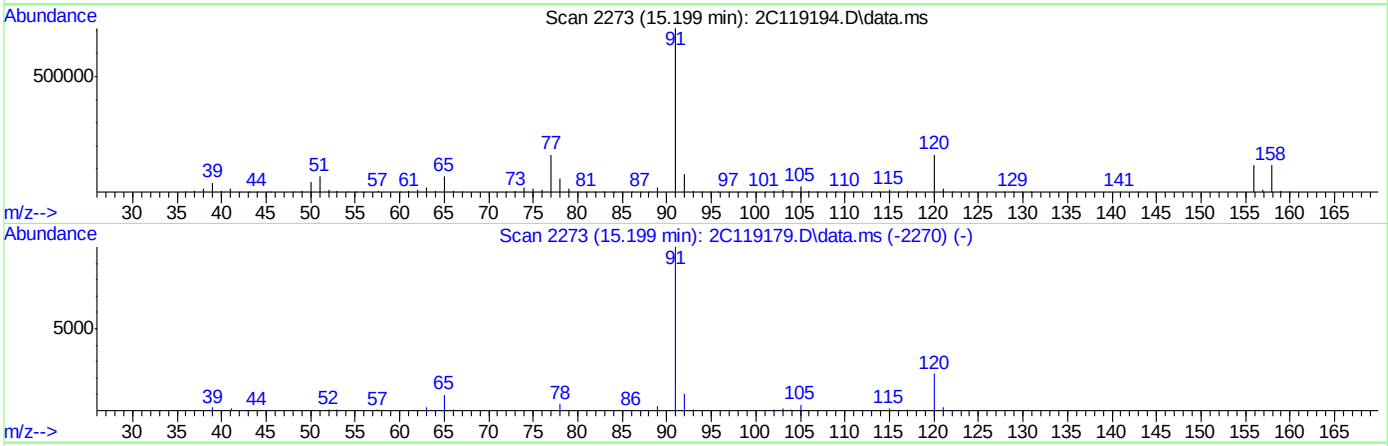

TIC: 2C119194.D\data.ms

(113) trans-1,4-dichloro-2-butene

15.199min (-0.000) 4.53ug/L

response 1273

Ion	Exp%	Act%
88.00	100	100
75.00	2260.30	2115.92#
53.00	416.30	400.00
0.00	0.00	0.00

Quantitation Report (Qedit)

Data Path : C:\msdchem\1\DATA\
Data File : 2C119194.D
Acq On : 5 Jun 2014 8:09 pm
Operator : toanp
Sample : ic5480-100
Misc : MS68133, V2C5480,w,,,,1
ALS Vial : 10 Sample Multiplier: 1

Quant Time: Jun 05 20:32:45 2014
Quant Method : C:\MSDCHEM\1\METHODS\M2C5480.M
Quant Title : SW846 8260B, Column ZB624 60mX0.25mmX1.4um
QLast Update : Thu Jun 05 14:45:30 2014
Response via : Initial Calibration

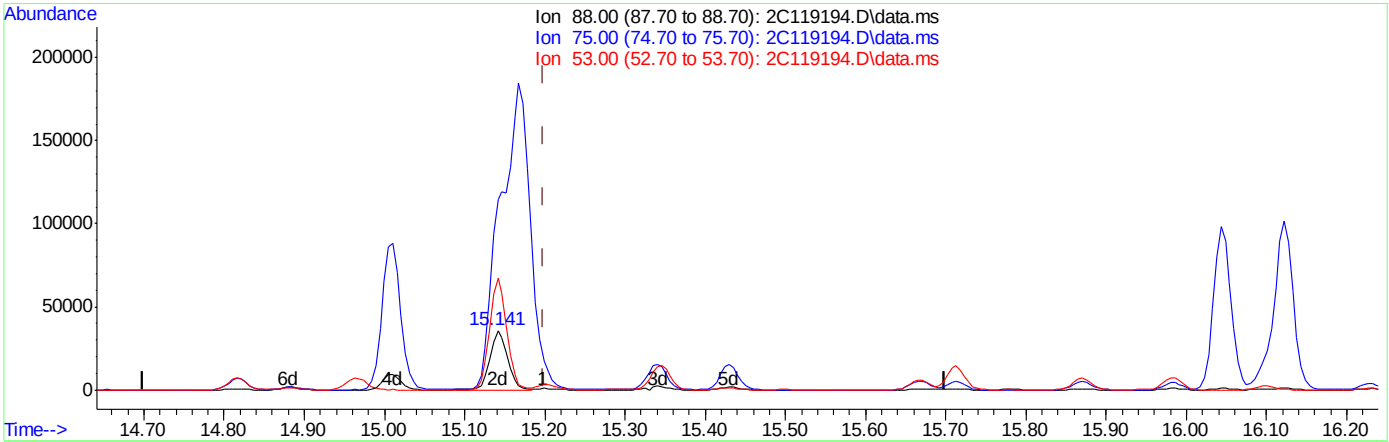

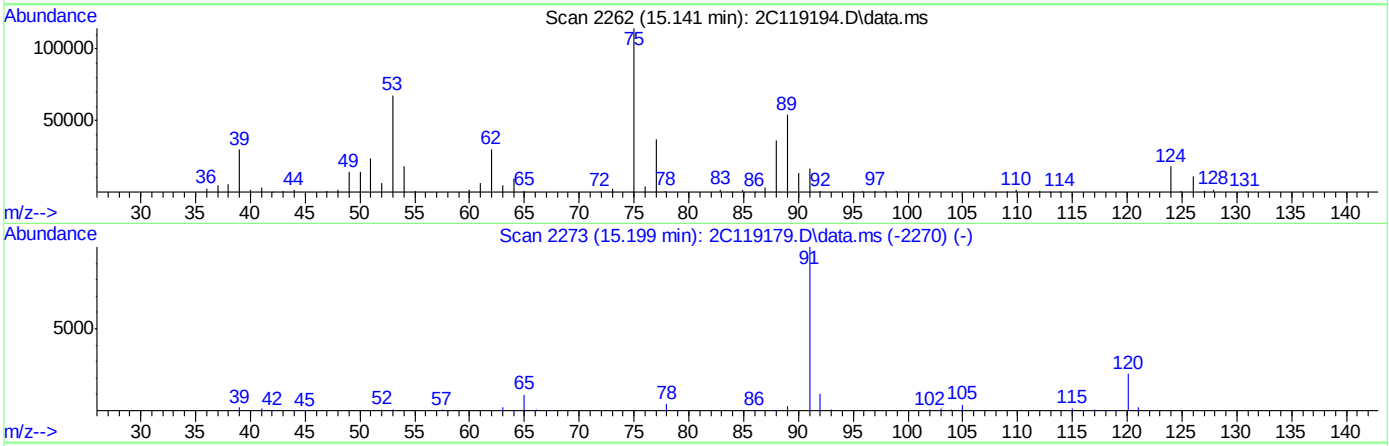

TIC: 2C119194.D\data.ms

(113) trans-1,4-dichloro-2-butene

15.141min (-0.058) 191.28ug/L m

response 53708

Ion	Exp%	Act%
88.00	100	100
75.00	2260.30	319.46#
53.00	416.30	188.52#
0.00	0.00	0.00

ACCUTEST LABORATORIES JB70128

Manual Integrations APPROVED (compounds with "m" flag)
Jessica Reitan-Chu 06/09/14 11:43

Quantitation Report (QT Reviewed)

Data Path : C:\msdchem\1\DATA\
Data File : 2C119195.D
Acq On : 5 Jun 2014 8:37 pm
Operator : toanp
Sample : ic5480-200
Misc : MS68133, V2C5480,w,,,,1
ALS Vial : 11 Sample Multiplier: 1

Quant Time: Jun 06 10:43:43 2014
Quant Method : C:\MSDCHEM\1\METHODS\M2C5480.M
Quant Title : SW846 8260B, Column ZB624 60mX0.25mmX1.4um
QLast Update : Fri Jun 06 09:26:57 2014
Response via : Initial Calibration

Compound	R.T.	QIon	Response	Conc	Units	Dev(Min)
Internal Standards						
1) Tert Butyl Alcohol-d9	7.413	65	158549	500.00	ug/L	0.00
5) pentafluorobenzene	9.883	168	376515	50.00	ug/L	0.00
61) 1,4-difluorobenzene	10.837	114	467644	50.00	ug/L	0.00
92) chlorobenzene-d5	13.915	117	375806	50.00	ug/L	0.00
107) 1,4-dichlorobenzene-d4	16.101	152	204446	50.00	ug/L	0.00
System Monitoring Compounds						
54) dibromofluoromethane (s)	9.909	113	496917	194.79	ug/L	0.00
Spiked Amount 50.000	Range 79 - 120		Recovery =	389.58%#		
55) 1,2-dichloroethane-d4 (s)	10.349	65	564201	189.54	ug/L	0.00
Spiked Amount 50.000	Range 72 - 123		Recovery =	379.08%#		
84) toluene-d8 (s)	12.467	98	1716362	191.05	ug/L	0.00
Spiked Amount 50.000	Range 78 - 119		Recovery =	382.10%#		
109) 4-bromofluorobenzene (s)	15.010	95	635754	192.66	ug/L	0.00
Spiked Amount 50.000	Range 74 - 119		Recovery =	385.32%#		
Target Compounds						Qvalue
2) tertiary butyl alcohol	7.549	59	366704	998.29	ug/L	100
3) ethanol	6.019	45	305833	26877.88	ug/L #	31
4) 1,4-dioxane	11.571	88	97114	3973.91	ug/L	92
11) chlorodifluoromethane	3.754	51	603111	209.76	ug/L	98
12) dichlorodifluoromethane	3.738	85	600600	196.51	ug/L	99
15) chloromethane	4.073	50	830658	201.90	ug/L	99
16) vinyl chloride	4.346	62	760565	208.42	ug/L	100
17) bromomethane	5.001	94	424117	185.40	ug/L	99
18) chloroethane	5.190	64	339916	205.32	ug/L	98
19) trichlorofluoromethane	5.720	101	799057	202.30	ug/L	95
21) ethyl ether	6.165	74	317599	206.25	ug/L	99
22) 2-CHLOROPROPANE	6.370	43	891318	190.56	ug/L #	97
26) acrolein	6.443	56	898	1.15	ug/L #	1
27) 1,1-dichloroethene	6.632	96	481507	206.24	ug/L	99
28) acetone	6.674	58	57889	198.45	ug/L	93
29) allyl chloride	7.209	76	304008	202.56	ug/L	93
30) acetonitrile	7.151	40	514960	1511.32	ug/L	91
31) iodomethane	6.926	142	959744	210.30	ug/L	99
32) iso-butyl alcohol	10.161	74	69837	1950.37	ug/L	33
33) carbon disulfide	7.067	76	1659315	210.01	ug/L	99
34) methylene chloride	7.429	84	552763	205.54	ug/L	97
35) 1-CHLOROPROPANE	7.455	42	911631	170.98	ug/L	98
36) methyl acetate	7.203	43	548816	199.36	ug/L	98
37) methyl tert butyl ether	7.806	73	1524244	200.12	ug/L	99
38) trans-1,2-dichloroethene	7.848	96	501691	199.92	ug/L	98
39) di-isopropyl ether	8.488	45	1782874	191.53	ug/L	95
40) 2-butanone	9.264	72	79540	200.15	ug/L	95
41) 1,1-dichloroethane	8.477	63	974964	201.73	ug/L	99
42) chloroprene	8.603	53	746351	203.60	ug/L	98
43) acrylonitrile	7.780	53	1288027	989.00	ug/L	99
44) vinyl acetate	8.488	86	103692	203.29	ug/L	79
45) ethyl tert-butyl ether	9.007	59	1650211	202.54	ug/L	97

Quantitation Report (QT Reviewed)

Data Path : C:\msdchem\1\DATA\
Data File : 2C119195.D
Acq On : 5 Jun 2014 8:37 pm
Operator : toanp
Sample : ic5480-200
Misc : MS68133, V2C5480,w,,,,1
ALS Vial : 11 Sample Multiplier: 1

Quant Time: Jun 06 10:43:43 2014
Quant Method : C:\MSDCHEM\1\METHODS\M2C5480.M
Quant Title : SW846 8260B, Column ZB624 60mX0.25mmX1.4um
QLast Update : Fri Jun 06 09:26:57 2014
Response via : Initial Calibration

Compound	R.T.	QIon	Response	Conc	Units	Dev(Min)
46) ethyl acetate	9.301	45	105723	202.04	ug/L	86
47) 2,2-dichloropropane	9.295	77	623461	188.31	ug/L	97
48) cis-1,2-dichloroethene	9.295	96	564098	206.12	ug/L	99
49) propionitrile	9.358	54	981944	1904.76	ug/L	87
50) bromochloromethane	9.626	128	296162	208.78	ug/L	98
51) tetrahydrofuran	9.673	42	237350	176.71	ug/L	99
52) chloroform	9.699	83	889326	196.45	ug/L	99
53) t-butyl formate	9.736	59	444607	194.67	ug/L	98
56) freon 113	6.606	151	388867	201.75	ug/L	98
57) methacrylonitrile	9.558	41	431535	206.57	ug/L	98
58) 1,1,1-trichloroethane	9.961	97	714727	205.08	ug/L	99
59) Cyclohexane	10.040	84	704208	203.75	ug/L	97
62) Di-isobutylene	10.449	57	1342013	194.31	ug/L	96
63) epichlorohydrin	12.085	57	345827	973.97	ug/L	98
64) n-butyl alcohol	10.984	56	802686	8021.66	ug/L	96
65) carbon tetrachloride	10.182	117	676532	206.63	ug/L	99
66) 1,1-dichloropropene	10.155	75	703090	209.22	ug/L	99
67) hexane	8.200	57	710928	202.64	ug/L	98
69) iso-octane	10.449	57	1342013	186.80	ug/L	99
70) benzene	10.428	78	2004801	194.12	ug/L	100
71) tert-amyl methyl ether	10.486	87	352188	196.60	ug/L	93
72) heptane	10.638	57	612432	216.28	ug/L	98
73) isopropyl acetate	10.381	43	1272712	185.47	ug/L	99
74) 1,2-dichloroethane	10.444	62	643004	197.28	ug/L	98
75) trichloroethene	11.178	95	530590	209.79	ug/L	99
76) 2-nitropropane	11.938	41	231304	173.95	ug/L	98
77) 2-chloroethyl vinyl ether	11.975	63	1877489	1038.99	ug/L	98
78) methyl methacrylate	11.461	100	165386	205.16	ug/L	93
79) 1,2-dichloropropane	11.435	63	554625	205.04	ug/L	99
80) dibromomethane	11.592	93	354385	209.69	ug/L	99
81) methylcyclohexane	11.393	83	843849	200.17	ug/L	97
82) bromodichloromethane	11.728	83	728750	211.09	ug/L	99
83) cis-1,3-dichloropropene	12.184	75	920366	214.08	ug/L	98
85) 4-methyl-2-pentanone	12.279	58	278463	202.25	ug/L	95
86) toluene	12.536	92	1201689	206.24	ug/L	97
87) 3-methyl-1-butanol	12.315	55	493731	3280.66	ug/L	97
88) trans-1,3-dichloropropene	12.730	75	841914	212.23	ug/L	94
89) ethyl methacrylate	12.735	69	782301	203.70	ug/L	98
90) 1,1,2-trichloroethane	12.934	83	433531	208.74	ug/L	99
91) 2-hexanone	13.102	58	253382	193.68	ug/L	94
93) tetrachloroethene	13.102	164	451489	214.77	ug/L	98
94) 1,3-dichloropropane	13.107	76	789753	210.76	ug/L	97
95) butyl acetate	13.186	56	431723	198.94	ug/L	96
96) 3,3-dimethyl-1-butanol	13.275	57	585387	1825.16	ug/L	97
97) dibromochloromethane	13.359	129	628098	224.92	ug/L	100
98) 1,2-dibromoethane	13.500	107	558100	216.58	ug/L	95
100) chlorobenzene	13.946	112	1333850	214.66	ug/L	99
101) 1,1,1,2-tetrachloroethane	14.004	131	513892	212.37	ug/L	100
102) ethylbenzene	13.998	91	2139121	207.70	ug/L	97
103) m,p-xylene	14.103	106	1704476	423.56	ug/L	93

Quantitation Report (QT Reviewed)

Data Path : C:\msdchem\1\DATA\
Data File : 2C119195.D
Acq On : 5 Jun 2014 8:37 pm
Operator : toanp
Sample : ic5480-200
Misc : MS68133, V2C5480,w,,,,1
ALS Vial : 11 Sample Multiplier: 1

Quant Time: Jun 06 10:43:43 2014
Quant Method : C:\MSDCHEM\1\METHODS\M2C5480.M
Quant Title : SW846 8260B, Column ZB624 60mX0.25mmX1.4um
QLast Update : Fri Jun 06 09:26:57 2014
Response via : Initial Calibration

Compound	R.T.	QIon	Response	Conc	Units	Dev(Min)
104) o-xylene	14.497	106	872148	219.67	ug/L	91
105) styrene	14.507	104	1431874	213.22	ug/L	99
106) bromoform	14.748	173	522437	219.42	ug/L	96
108) isopropylbenzene	14.816	105	2183840	208.79	ug/L	98
111) bromobenzene	15.189	156	624555	208.19	ug/L	99
112) 1,1,2,2-tetrachloroethane	15.105	83	772751	204.91	ug/L	98
113) trans-1,4-dichloro-2-b...	15.141	88	105541m	203.61	ug/L	
114) 1,2,3-trichloropropane	15.168	110	173632	195.10	ug/L	95
115) n-propylbenzene	15.204	91	2385435	202.30	ug/L	98
116) 2-chlorotoluene	15.341	126	560778	212.69	ug/L	92
117) 4-chlorotoluene	15.430	91	1583544	206.17	ug/L	99
118) 1,3,5-trimethylbenzene	15.346	105	1752857	203.54	ug/L	98
119) tert-butylbenzene	15.671	119	1627662	214.03	ug/L	99
120) pentachloroethane	15.744	167	420458	211.81	ug/L	99
121) 1,2,4-trimethylbenzene	15.713	105	1726067	203.79	ug/L	99
122) sec-butylbenzene	15.870	105	2380495	207.35	ug/L	99
123) 1,3-dichlorobenzene	16.048	146	1140714	204.76	ug/L	99
124) p-isopropyltoluene	15.986	119	2001844	210.48	ug/L	98
126) 1,4-dichlorobenzene	16.122	146	1136857	206.32	ug/L	99
127) 1,2-dichlorobenzene	16.489	146	1106118	200.43	ug/L	99
128) n-butylbenzene	16.374	92	1013468	206.01	ug/L	96
129) 1,2-dibromo-3-chloropr...	17.223	75	135761	204.16	ug/L	98
130) 1,3,5-trichlorobenzene	17.417	180	957181	207.64	ug/L	98
131) 1,2,4-trichlorobenzene	18.046	180	892612	208.52	ug/L	99
132) hexachlorobutadiene	18.161	225	469296	201.65	ug/L	97
133) naphthalene	18.319	128	2009408	202.30	ug/L	100
134) 1,2,3-trichlorobenzene	18.565	180	837720	212.80	ug/L	97
135) hexachloroethane	16.741	201	426395	212.91	ug/L	99

(#) = qualifier out of range (m) = manual integration (+) = signals summed

Quantitation Report (QT Reviewed)

Data Path : C:\msdchem\1\DATA\
Data File : 2C119195.D
Acq On : 5 Jun 2014 8:37 pm
Operator : toanp
Sample : ic5480-200
Misc : MS68133, V2C5480,w,,,,1
ALS Vial : 11 Sample Multiplier: 1

Quant Time: Jun 06 10:43:43 2014
Quant Method : C:\MSDCHEM\1\METHODS\M2C5480.M
Quant Title : SW846 8260B, Column ZB624 60mX0.25mmX1.4um
QLast Update : Fri Jun 06 09:26:57 2014
Response via : Initial Calibration

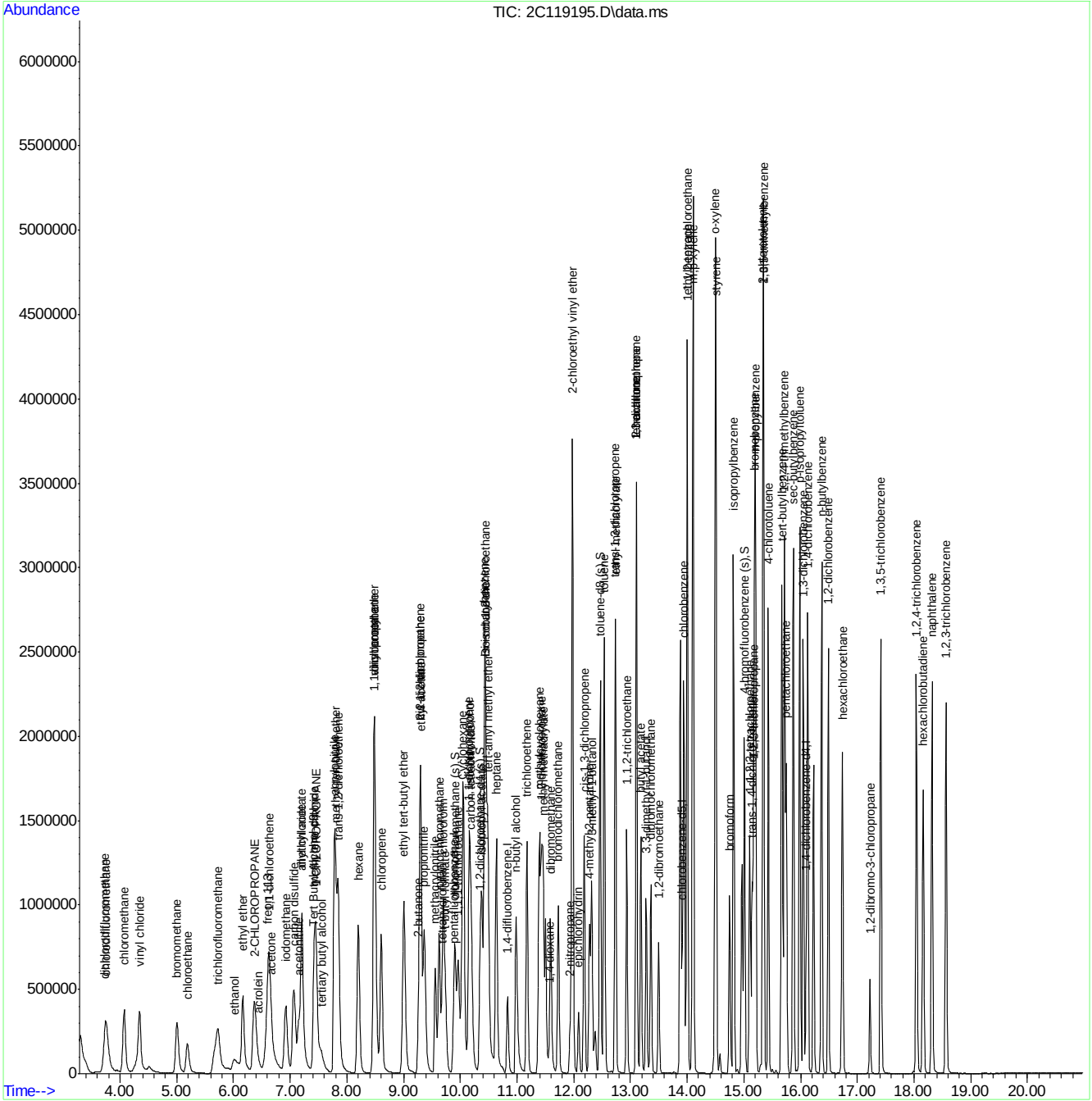

ACCUTEST LABORATORIES JB70128

Manual Integration Approval Summary

Sample Number:	V2C5480-IC5480	**Method:**	SW846 8260B
Lab FileID:	2C119195.D	**Analyst approved:**	06/06/14 11:06 Robert Szot
Injection Time:	06/05/14 20:37	**Supervisor approved:**	06/09/14 11:43 Jessica Reitan-Chu

Parameter	CAS	Sig#	R.T. (min.)	Reason
trans-1,4-Dichloro-2-Butene	110-57-6		15.14	Missed peak

Quantitation Report (Qedit)

Data Path : C:\msdchem\1\DATA\
Data File : 2C119195.D
Acq On : 5 Jun 2014 8:37 pm
Operator : toanp
Sample : ic5480-200
Misc : MS68133, V2C5480,w,,,,1
ALS Vial : 11 Sample Multiplier: 1

Quant Time: Jun 05 21:01:19 2014
Quant Method : C:\MSDCHEM\1\METHODS\M2C5480.M
Quant Title : SW846 8260B, Column ZB624 60mX0.25mmX1.4um
QLast Update : Thu Jun 05 14:45:30 2014
Response via : Initial Calibration

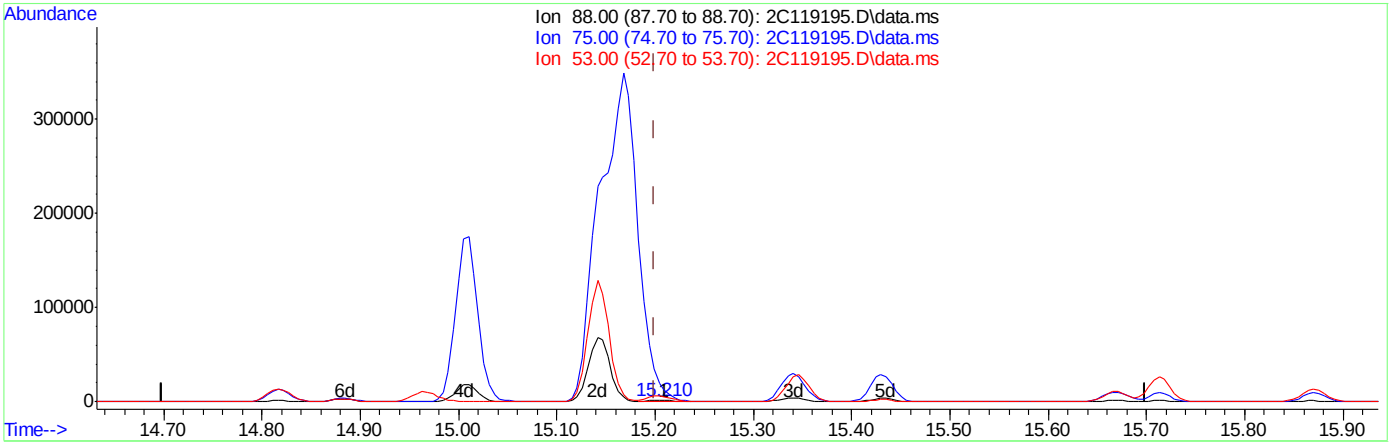

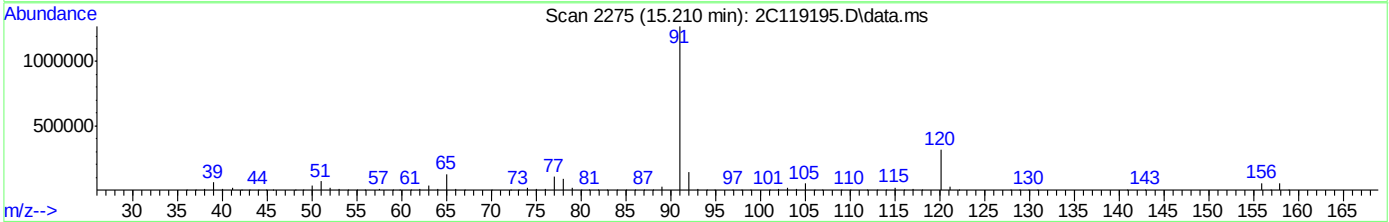

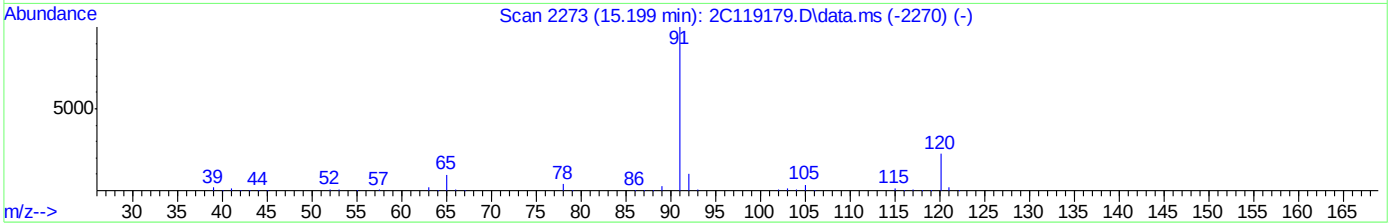

TIC: 2C119195.D\data.ms

(113) trans-1,4-dichloro-2-butene

15.210min (+0.011) 7.96ug/L

response 2235

Ion	Exp%	Act%
88.00	100	100
75.00	2260.30	826.93#
53.00	416.30	392.36
0.00	0.00	0.00

Quantitation Report (Qedit)

Data Path : C:\msdchem\1\DATA\
Data File : 2C119195.D
Acq On : 5 Jun 2014 8:37 pm
Operator : toanp
Sample : ic5480-200
Misc : MS68133, V2C5480,w,,,,1
ALS Vial : 11 Sample Multiplier: 1

Quant Time: Jun 05 21:01:19 2014
Quant Method : C:\MSDCHEM\1\METHODS\M2C5480.M
Quant Title : SW846 8260B, Column ZB624 60mX0.25mmX1.4um
QLast Update : Thu Jun 05 14:45:30 2014
Response via : Initial Calibration

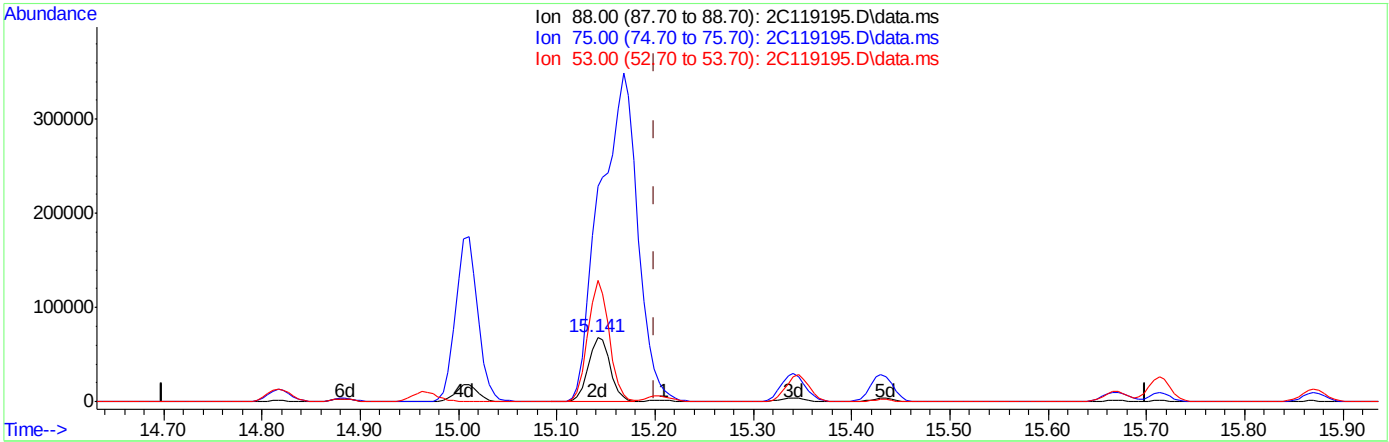

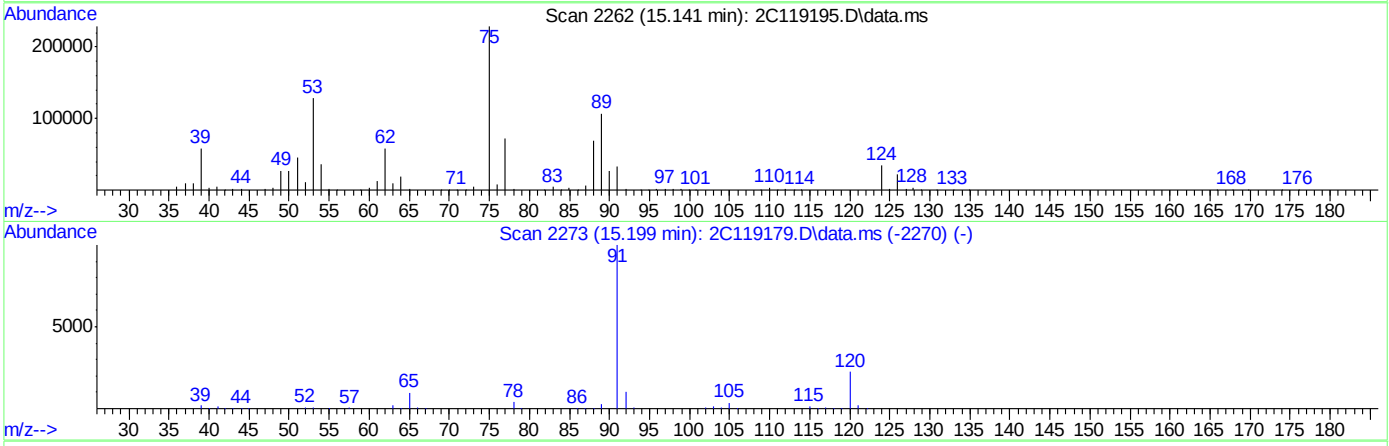

TIC: 2C119195.D\data.ms

(113) trans-1,4-dichloro-2-butene

15.141min (-0.058) 376.02ug/L m

response 105541

Ion	Exp%	Act%
88.00	100	100
75.00	2260.30	334.04#
53.00	416.30	188.62#
0.00	0.00	0.00

ACCUTEST LABORATORIES JB70128

Quantitation Report (QT Reviewed)

Data Path : C:\msdchem\1\DATA\
Data File : 2C119198.D
Acq On : 5 Jun 2014 10:03 pm
Operator : toanp
Sample : icv5480-50
Misc : MS68133, V2C5480,w,,,,1
ALS Vial : 14 Sample Multiplier: 1

Quant Time: Jun 09 09:28:11 2014
Quant Method : C:\MSDCHEM\1\METHODS\M2C5480.M
Quant Title : SW846 8260B, Column ZB624 60mX0.25mmX1.4um
QLast Update : Mon Jun 09 09:24:56 2014
Response via : Initial Calibration

Compound	R.T.	QIon	Response	Conc	Units		Dev(Min)
Internal Standards							
1) Tert Butyl Alcohol-d9	7.403	65	191453	500.00	ug/L		-0.01
5) pentafluorobenzene	9.883	168	381043	50.00	ug/L		0.00
61) 1,4-difluorobenzene	10.832	114	469153	50.00	ug/L		0.00
92) chlorobenzene-d5	13.914	117	402382	50.00	ug/L		0.00
107) 1,4-dichlorobenzene-d4	16.101	152	209501	50.00	ug/L		0.00
System Monitoring Compounds							
54) dibromofluoromethane (s)	9.909	113	127618	49.43	ug/L		0.00
Spiked Amount 50.000	Range 79 - 120		Recovery = 98.86%				
55) 1,2-dichloroethane-d4 (s)	10.349	65	147937	49.11	ug/L		0.00
Spiked Amount 50.000	Range 72 - 123		Recovery = 98.22%				
84) toluene-d8 (s)	12.467	98	463896	51.47	ug/L		0.00
Spiked Amount 50.000	Range 78 - 119		Recovery = 102.94%				
109) 4-bromofluorobenzene (s)	15.010	95	170093	50.30	ug/L		0.00
Spiked Amount 50.000	Range 74 - 119		Recovery = 100.60%				
Target Compounds							Qvalue
2) tertiary butyl alcohol	7.539	59	118281	266.66	ug/L		100
3) ethanol	6.018	45	148055	5835.62	ug/L		96
4) 1,4-dioxane	11.566	88	43654	1479.32	ug/L		94
11) chlorodifluoromethane	3.753	51	120013	41.24	ug/L		96
12) dichlorodifluoromethane	3.743	85	153887	49.75	ug/L		99
15) chloromethane	4.052	50	216112	51.89	ug/L		99
16) vinyl chloride	4.320	62	197268	53.42	ug/L		98
17) bromomethane	4.996	94	117028	50.55	ug/L		97
18) chloroethane	5.185	64	91499	54.61	ug/L		98
19) trichlorofluoromethane	5.720	101	208547	52.17	ug/L		95
21) ethyl ether	6.165	74	83862	53.81	ug/L		93
22) 2-CHLOROPROPANE	6.364	43	240662	50.82	ug/L	#	95
26) acrolein	6.427	56	350645	444.24	ug/L		100
27) 1,1-dichloroethene	6.627	96	127355	55.25	ug/L		99
28) acetone	6.684	58	16538	56.02	ug/L		95
29) allyl chloride	7.209	76	91481	58.78	ug/L		97
30) acetonitrile	7.161	40	170619	494.90	ug/L		97
31) iodomethane	6.915	142	248397	52.02	ug/L		99
32) iso-butyl alcohol	10.160	74	19824	536.12	ug/L		97
33) carbon disulfide	7.057	76	450412	56.33	ug/L		99
34) methylene chloride	7.424	84	143490	52.72	ug/L		99
35) 1-CHLOROPROPANE	7.460	42	249872	46.31	ug/L		99
36) methyl acetate	7.203	43	127717	45.77	ug/L		98
37) methyl tert butyl ether	7.801	73	794968	103.13	ug/L		99
38) trans-1,2-dichloroethene	7.848	96	129882	51.14	ug/L		100
39) di-isopropyl ether	8.488	45	484979	51.48	ug/L		95
40) 2-butanone	9.269	72	21453	53.34	ug/L		96
41) 1,1-dichloroethane	8.477	63	263653	56.30	ug/L		99
42) chloroprene	8.603	53	173541	45.02	ug/L		99
43) acrylonitrile	7.785	53	351760	266.89	ug/L		99
44) vinyl acetate	8.493	86	28296	54.82	ug/L		92
45) ethyl tert-butyl ether	9.002	59	432444	52.45	ug/L		98

Quantitation Report (QT Reviewed)

Data Path : C:\msdchem\1\DATA\
Data File : 2C119198.D
Acq On : 5 Jun 2014 10:03 pm
Operator : toanp
Sample : icv5480-50
Misc : MS68133, V2C5480,w,,,,1
ALS Vial : 14 Sample Multiplier: 1

Quant Time: Jun 09 09:28:11 2014
Quant Method : C:\MSDCHEM\1\METHODS\M2C5480.M
Quant Title : SW846 8260B, Column ZB624 60mX0.25mmX1.4um
QLast Update : Mon Jun 09 09:24:56 2014
Response via : Initial Calibration

	Compound	R.T.	QIon	Response	Conc	Units	Dev(Min)
46)	ethyl acetate	9.306	45	28994	54.75	ug/L	95
47)	2,2-dichloropropane	9.290	77	165392	49.36	ug/L	99
48)	cis-1,2-dichloroethene	9.295	96	149525	53.99	ug/L	98
49)	propionitrile	9.358	54	284509	545.33	ug/L	99
50)	bromochloromethane	9.626	128	77184	53.77	ug/L	99
51)	tetrahydrofuran	9.673	42	65944	48.51	ug/L	98
52)	chloroform	9.699	83	237167	51.77	ug/L	99
53)	t-butyl formate	9.730	59	123641	53.49	ug/L	99
56)	freon 113	6.600	151	94454	48.42	ug/L	94
57)	methacrylonitrile	9.563	41	109961	52.01	ug/L	98
58)	1,1,1-trichloroethane	9.961	97	191094	54.18	ug/L	97
59)	Cyclohexane	10.040	84	187229	53.53	ug/L	98
63)	epichlorohydrin	12.085	57	101239	284.21	ug/L	98
64)	n-butyl alcohol	10.984	56	300545	2993.84	ug/L	98
65)	carbon tetrachloride	10.181	117	180889	55.07	ug/L	99
66)	1,1-dichloropropene	10.155	75	179877	53.36	ug/L	96
67)	hexane	8.200	57	209342	59.48	ug/L	97
69)	iso-octane	10.449	57	323414	44.87	ug/L	98
70)	benzene	10.428	78	544299	52.53	ug/L	99
71)	tert-amyl methyl ether	10.486	87	92660	51.56	ug/L	92
72)	heptane	10.638	57	131363	46.24	ug/L	99
73)	isopropyl acetate	10.381	43	371661	53.20	ug/L	99
74)	1,2-dichloroethane	10.444	62	176739	54.05	ug/L	99
75)	trichloroethene	11.178	95	138680	54.66	ug/L	99
76)	2-nitropropane	11.938	41	63962	47.95	ug/L	98
77)	2-chloroethyl vinyl ether	11.975	63	495703	273.44	ug/L	100
78)	methyl methacrylate	11.461	100	43559	53.86	ug/L	95
79)	1,2-dichloropropane	11.435	63	149401	55.06	ug/L	100
80)	dibromomethane	11.592	93	91104	53.73	ug/L	97
81)	methylcyclohexane	11.398	83	194063	45.89	ug/L	99
82)	bromodichloromethane	11.728	83	191887	56.17	ug/L	100
83)	cis-1,3-dichloropropene	12.184	75	235831	54.68	ug/L	99
85)	4-methyl-2-pentanone	12.279	58	75564	54.71	ug/L	99
86)	toluene	12.536	92	319288	54.62	ug/L	99
87)	3-methyl-1-butanol	12.315	55	170230	1127.48	ug/L	99
88)	trans-1,3-dichloropropene	12.730	75	212518	53.40	ug/L	99
89)	ethyl methacrylate	12.735	69	206904	53.70	ug/L	100
90)	1,1,2-trichloroethane	12.934	83	113266	54.36	ug/L	99
91)	2-hexanone	13.107	58	70282	53.55	ug/L	95
93)	tetrachloroethene	13.102	164	119774	53.21	ug/L	99
94)	1,3-dichloropropane	13.107	76	213720	53.27	ug/L	99
95)	butyl acetate	13.186	56	113584	51.37	ug/L	100
96)	3,3-dimethyl-1-butanol	13.280	57	180325	525.10	ug/L	97
97)	dibromochloromethane	13.359	129	158739	53.09	ug/L	98
98)	1,2-dibromoethane	13.500	107	142455	51.63	ug/L	97
100)	chlorobenzene	13.946	112	358436	53.88	ug/L	99
101)	1,1,1,2-tetrachloroethane	14.004	131	134459	51.90	ug/L	99
102)	ethylbenzene	13.998	91	582681	52.84	ug/L	99
103)	m,p-xylene	14.103	106	448390	104.07	ug/L	100
104)	o-xylene	14.496	106	230119	54.13	ug/L	96

Quantitation Report (QT Reviewed)

Data Path : C:\msdchem\1\DATA\
Data File : 2C119198.D
Acq On : 5 Jun 2014 10:03 pm
Operator : toanp
Sample : icv5480-50
Misc : MS68133, V2C5480,w,,,,1
ALS Vial : 14 Sample Multiplier: 1

Quant Time: Jun 09 09:28:11 2014
Quant Method : C:\MSDCHEM\1\METHODS\M2C5480.M
Quant Title : SW846 8260B, Column ZB624 60mX0.25mmX1.4um
QLast Update : Mon Jun 09 09:24:56 2014
Response via : Initial Calibration

Compound	R.T.	QIon	Response	Conc	Units	Dev(Min)
105) styrene	14.507	104	391023	54.38	ug/L	100
106) bromoform	14.748	173	132354	51.92	ug/L	98
108) isopropylbenzene	14.816	105	587140	54.78	ug/L	100
110) cyclohexanone	14.963	55	150870	296.14	ug/L	99
111) bromobenzene	15.188	156	168611	54.85	ug/L	97
112) 1,1,2,2-tetrachloroethane	15.105	83	199764	51.69	ug/L	99
113) trans-1,4-dichloro-2-b...	15.141	88	26990	52.00	ug/L	98
114) 1,2,3-trichloropropane	15.168	110	46064	50.51	ug/L	96
115) n-propylbenzene	15.204	91	683058	56.53	ug/L	99
116) 2-chlorotoluene	15.335	126	146434	54.20	ug/L	99
117) 4-chlorotoluene	15.430	91	417864	53.09	ug/L	99
118) 1,3,5-trimethylbenzene	15.346	105	473650	53.67	ug/L	100
119) tert-butylbenzene	15.671	119	428771	55.02	ug/L	100
120) pentachloroethane	15.744	167	109975	54.07	ug/L	99
121) 1,2,4-trimethylbenzene	15.713	105	495925	57.14	ug/L	99
122) sec-butylbenzene	15.870	105	639363	54.35	ug/L	100
123) 1,3-dichlorobenzene	16.048	146	305862	53.58	ug/L	98
124) p-isopropyltoluene	15.985	119	545546	55.98	ug/L	99
126) 1,4-dichlorobenzene	16.122	146	302373	53.01	ug/L	99
127) 1,2-dichlorobenzene	16.489	146	304038	53.76	ug/L	99
128) n-butylbenzene	16.368	92	285379	56.61	ug/L	99
129) 1,2-dibromo-3-chloropr...	17.223	75	36431	53.46	ug/L	100
130) 1,3,5-trichlorobenzene	17.417	180	268965	56.94	ug/L	100
131) 1,2,4-trichlorobenzene	18.041	180	241176	54.98	ug/L	99
132) hexachlorobutadiene	18.161	225	129683	54.38	ug/L	99
133) naphthalene	18.319	128	539668	53.02	ug/L	99
134) 1,2,3-trichlorobenzene	18.565	180	224262	55.59	ug/L	98
135) hexachloroethane	16.740	201	112293	54.72	ug/L	97

(#) = qualifier out of range (m) = manual integration (+) = signals summed

Quantitation Report (QT Reviewed)

Data Path : C:\msdchem\1\DATA\
Data File : 2C119198.D
Acq On : 5 Jun 2014 10:03 pm
Operator : toanp
Sample : icv5480-50
Misc : MS68133, V2C5480,w,,,,1
ALS Vial : 14 Sample Multiplier: 1

Quant Time: Jun 09 09:28:11 2014
Quant Method : C:\MSDCHEM\1\METHODS\M2C5480.M
Quant Title : SW846 8260B, Column ZB624 60mX0.25mmX1.4um
QLast Update : Mon Jun 09 09:24:56 2014
Response via : Initial Calibration

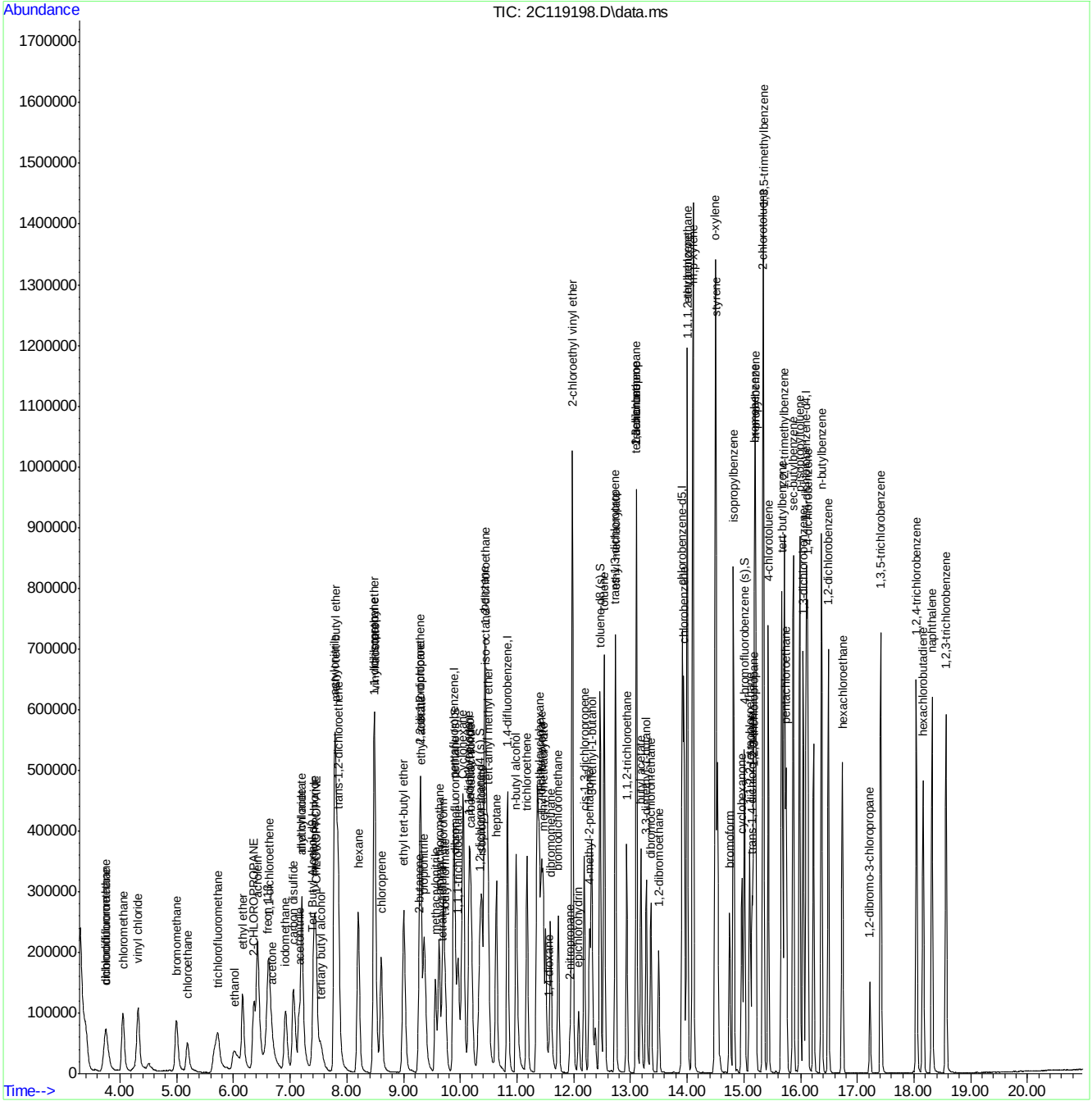

Manual Integrations APPROVED (compounds with "m" flag)
Jessica Reitan-Chu 07/03/14 18:11

Quantitation Report (QT Reviewed)

Data Path : C:\msdchem\1\DATA\
Data File : 2C121132.D
Acq On : 2 Jul 2014 9:12 am
Operator : toanp
Sample : cc5480-20
Misc : MS69894,V2C5522,w,,,,1
ALS Vial : 2 Sample Multiplier: 1

Quant Time: Jul 03 14:04:32 2014
Quant Method : C:\MSDCHEM\1\METHODS\M2C5480.M
Quant Title : SW846 8260B, Column ZB624 60mX0.25mmX1.4um
QLast Update : Tue Jul 01 14:19:01 2014
Response via : Initial Calibration

Compound	R.T.	QIon	Response	Conc	Units		Dev(Min)
Internal Standards							
1) Tert Butyl Alcohol-d9	7.229	65	190824	500.00	ug/L		-0.03
5) pentafluorobenzene	9.730	168	392801	50.00	ug/L		0.00
61) 1,4-difluorobenzene	10.689	114	474840	50.00	ug/L		0.00
92) chlorobenzene-d5	13.793	117	412037	50.00	ug/L		0.03
107) 1,4-dichlorobenzene-d4	15.985	152	225731	50.00	ug/L		0.03
System Monitoring Compounds							
54) dibromofluoromethane (s)	9.756	113	134349	50.48	ug/L		0.00
Spiked Amount 50.000	Range 79 - 120		Recovery = 100.96%				
55) 1,2-dichloroethane-d4 (s)	10.196	65	157259	50.64	ug/L		0.00
Spiked Amount 50.000	Range 72 - 123		Recovery = 101.28%				
84) toluene-d8 (s)	12.336	98	479266	52.54	ug/L		0.02
Spiked Amount 50.000	Range 78 - 119		Recovery = 105.08%				
109) 4-bromofluorobenzene (s)	14.889	95	170423	46.78	ug/L		0.03
Spiked Amount 50.000	Range 74 - 119		Recovery = 93.56%				
Target Compounds							Qvalue
2) tertiary butyl alcohol	7.365	59	42992	97.24	ug/L		100
3) ethanol	5.840	45	74787	2957.46	ug/L		77
4) 1,4-dioxane	11.418	88	19312	656.59	ug/L		97
11) chlorodifluoromethane	3.622	51	76929	25.65	ug/L		98
12) dichlorodifluoromethane	3.601	85	72237	22.66	ug/L		98
15) chloromethane	3.915	50	90405	21.06	ug/L		95
16) vinyl chloride	4.188	62	83198	21.85	ug/L		97
17) bromomethane	4.843	94	49315	20.66	ug/L		95
18) chloroethane	5.032	64	36073	20.89	ug/L		93
19) trichlorofluoromethane	5.556	101	91116	22.11	ug/L		99
21) ethyl ether	5.997	74	27557	17.15	ug/L		95
22) 2-CHLOROPROPANE	6.191	43	97552	19.98	ug/L	#	91
26) acrolein	6.259	56	123141	151.34	ug/L		98
27) 1,1-dichloroethene	6.448	96	43549	18.33	ug/L		88
28) acetone	6.505	58	7093	23.31	ug/L	#	76
29) allyl chloride	7.045	76	25021	15.60	ug/L	#	91
30) acetonitrile	6.998	40	74823	210.53	ug/L		89
31) iodomethane	6.741	142	90830	18.45	ug/L		92
32) iso-butyl alcohol	10.002	74	7776	194.58	ug/L		64
33) carbon disulfide	6.878	76	170978	20.74	ug/L		95
34) methylene chloride	7.255	84	53254	18.98	ug/L		96
35) 1-CHLOROPROPANE	7.287	42	117872	21.19	ug/L		98
36) methyl acetate	7.040	43	53838	18.72	ug/L		99
37) methyl tert butyl ether	7.638	73	162091	20.40	ug/L		97
38) trans-1,2-dichloroethene	7.680	96	49120	18.76	ug/L		97
39) di-isopropyl ether	8.319	45	199060	20.50	ug/L		89
40) 2-butanone	9.111	72	7271	17.54	ug/L	#	85
41) 1,1-dichloroethane	8.314	63	97489	20.19	ug/L		98
42) chloroprene	8.440	53	79590	20.03	ug/L		95
43) acrylonitrile	7.617	53	121389	89.34	ug/L		98
44) vinyl acetate	8.330	86	9110	17.12	ug/L		98
45) ethyl tert-butyl ether	8.844	59	184480	21.70	ug/L		99

Quantitation Report (QT Reviewed)

Data Path : C:\msdchem\1\DATA\
Data File : 2C121132.D
Acq On : 2 Jul 2014 9:12 am
Operator : toanp
Sample : cc5480-20
Misc : MS69894,V2C5522,w,,,,1
ALS Vial : 2 Sample Multiplier: 1

Quant Time: Jul 03 14:04:32 2014
Quant Method : C:\MSDCHEM\1\METHODS\M2C5480.M
Quant Title : SW846 8260B, Column ZB624 60mX0.25mmX1.4um
QLast Update : Tue Jul 01 14:19:01 2014
Response via : Initial Calibration

Compound	R.T.	QIon	Response	Conc	Units		Dev(Min)
46) ethyl acetate	9.153	45	11149	20.42	ug/L		61
47) 2,2-dichloropropane	9.137	77	83753	24.25	ug/L		92
48) cis-1,2-dichloroethene	9.137	96	55059	19.28	ug/L		88
49) propionitrile	9.200	54	98465	183.08	ug/L		96
50) bromochloromethane	9.473	128	28543	19.29	ug/L		93
51) tetrahydrofuran	9.515	42	25235	18.01	ug/L		94
52) chloroform	9.541	83	93631	19.83	ug/L		96
53) t-butyl formate	9.578	59	52678	22.11	ug/L		94
56) freon 113	6.437	151	40217	20.00	ug/L		97
57) methacrylonitrile	9.405	41	39922	18.32	ug/L		94
58) 1,1,1-trichloroethane	9.809	97	77732	21.38	ug/L		97
59) Cyclohexane	9.882	84	71003	19.69	ug/L	#	84
63) epichlorohydrin	11.953	57	37263	103.36	ug/L		92
64) n-butyl alcohol	10.841	56	117241	1153.90	ug/L		98
65) carbon tetrachloride	10.029	117	71222	21.42	ug/L		98
66) 1,1-dichloropropene	10.002	75	68849	20.18	ug/L		97
67) hexane	8.036	57	65634	18.42	ug/L		99
69) iso-octane	10.296	57	208183	28.54	ug/L		97
70) benzene	10.275	78	209173	19.95	ug/L		97
71) tert-amyl methyl ether	10.333	87	39234	21.57	ug/L		93
72) heptane	10.490	57	39666	13.80	ug/L		91
73) isopropyl acetate	10.228	43	133594	18.89	ug/L		97
74) 1,2-dichloroethane	10.291	62	76041	22.98	ug/L		96
75) trichloroethene	11.035	95	54496	21.22	ug/L		95
76) 2-nitropropane	11.801	41	18215	13.49	ug/L		92
77) 2-chloroethyl vinyl ether	11.843	63	221871	120.92	ug/L		99
78) methyl methacrylate	11.324	100	14240	17.40	ug/L	#	89
79) 1,2-dichloropropane	11.292	63	58487	21.29	ug/L		97
80) dibromomethane	11.455	93	37579	21.90	ug/L		98
81) methylcyclohexane	11.250	83	87668	20.48	ug/L		95
82) bromodichloromethane	11.591	83	76891	22.24	ug/L		99
83) cis-1,3-dichloropropene	12.053	75	91347	20.93	ug/L		93
85) 4-methyl-2-pentanone	12.147	58	25370	18.15	ug/L		97
86) toluene	12.404	92	121743	20.58	ug/L		99
87) 3-methyl-1-butanol	12.189	55	72035	471.39	ug/L		97
88) trans-1,3-dichloropropene	12.608	75	86029	21.36	ug/L		91
89) ethyl methacrylate	12.614	69	72295	18.54	ug/L		92
90) 1,1,2-trichloroethane	12.808	83	43093	20.43	ug/L		98
91) 2-hexanone	12.981	58	24789	18.66	ug/L		96
93) tetrachloroethene	12.975	164	46520	20.18	ug/L		97
94) 1,3-dichloropropane	12.981	76	82801	20.15	ug/L		93
95) butyl acetate	13.064	56	43662	19.28	ug/L		93
96) 3,3-dimethyl-1-butanol	13.159	57	76434	217.36	ug/L		93
97) dibromochloromethane	13.237	129	61582	20.11	ug/L		99
98) 1,2-dibromoethane	13.374	107	52775	18.68	ug/L		93
100) chlorobenzene	13.825	112	135756	19.93	ug/L		99
101) 1,1,1,2-tetrachloroethane	13.877	131	54282	20.46	ug/L		98
102) ethylbenzene	13.877	91	231151	20.47	ug/L		97
103) m,p-xylene	13.982	106	173733	39.38	ug/L		94
104) o-xylene	14.375	106	87098	20.01	ug/L		100

Quantitation Report (QT Reviewed)

Data Path : C:\msdchem\1\DATA\
Data File : 2C121132.D
Acq On : 2 Jul 2014 9:12 am
Operator : toanp
Sample : cc5480-20
Misc : MS69894,V2C5522,w,,,,1
ALS Vial : 2 Sample Multiplier: 1

Quant Time: Jul 03 14:04:32 2014
Quant Method : C:\MSDCHEM\1\METHODS\M2C5480.M
Quant Title : SW846 8260B, Column ZB624 60mX0.25mmX1.4um
QLast Update : Tue Jul 01 14:19:01 2014
Response via : Initial Calibration

Compound	R.T.	QIon	Response	Conc	Units		Dev(Min)
105) styrene	14.386	104	146302	19.87	ug/L		91
106) bromoform	14.632	173	49359	18.91	ug/L		99
108) isopropylbenzene	14.700	105	226176	19.58	ug/L		99
110) cyclohexanone	14.842	55	140997	256.86	ug/L		95
111) bromobenzene	15.067	156	65777	19.86	ug/L		94
112) 1,1,2,2-tetrachloroethane	14.989	83	80983	19.45	ug/L		98
113) trans-1,4-dichloro-2-b...	15.025	88	8850	15.83	ug/L	#	87
114) 1,2,3-trichloropropane	15.052	110	18965	19.30	ug/L		94
115) n-propylbenzene	15.083	91	266142	20.44	ug/L		97
116) 2-chlorotoluene	15.219	126	57934	19.90	ug/L		98
117) 4-chlorotoluene	15.314	91	168114	19.82	ug/L		98
118) 1,3,5-trimethylbenzene	15.230	105	192671	20.26	ug/L		96
119) tert-butylbenzene	15.555	119	163084	19.42	ug/L		95
120) pentachloroethane	15.628	167	43096	19.66	ug/L		91
121) 1,2,4-trimethylbenzene	15.597	105	192655	20.60	ug/L		96
122) sec-butylbenzene	15.754	105	257909	20.35	ug/L		98
123) 1,3-dichlorobenzene	15.927	146	123837	20.13	ug/L		98
124) p-isopropyltoluene	15.869	119	212637m	20.25	ug/L		
126) 1,4-dichlorobenzene	16.006	146	122386	19.91	ug/L		98
127) 1,2-dichlorobenzene	16.373	146	125629	20.62	ug/L		99
128) n-butylbenzene	16.257	92	113661	20.93	ug/L		97
129) 1,2-dibromo-3-chloropr...	17.102	75	15381	20.95	ug/L		80
130) 1,3,5-trichlorobenzene	17.290	180	116996	22.99	ug/L	#	95
131) 1,2,4-trichlorobenzene	17.919	180	99430	21.04	ug/L		97
132) hexachlorobutadiene	18.035	225	55629	21.65	ug/L		97
133) naphthalene	18.187	128	211933	19.33	ug/L		100
134) 1,2,3-trichlorobenzene	18.433	180	90578	20.84	ug/L		97
135) hexachloroethane	16.619	201	39449	17.84	ug/L		96

(#) = qualifier out of range (m) = manual integration (+) = signals summed

Quantitation Report (QT Reviewed)

Data Path : C:\msdchem\1\DATA\
Data File : 2C121132.D
Acq On : 2 Jul 2014 9:12 am
Operator : toanp
Sample : cc5480-20
Misc : MS69894,V2C5522,w,,,,1
ALS Vial : 2 Sample Multiplier: 1

Quant Time: Jul 03 14:04:32 2014
Quant Method : C:\MSDCHEM\1\METHODS\M2C5480.M
Quant Title : SW846 8260B, Column ZB624 60mX0.25mmX1.4um
QLast Update : Tue Jul 01 14:19:01 2014
Response via : Initial Calibration

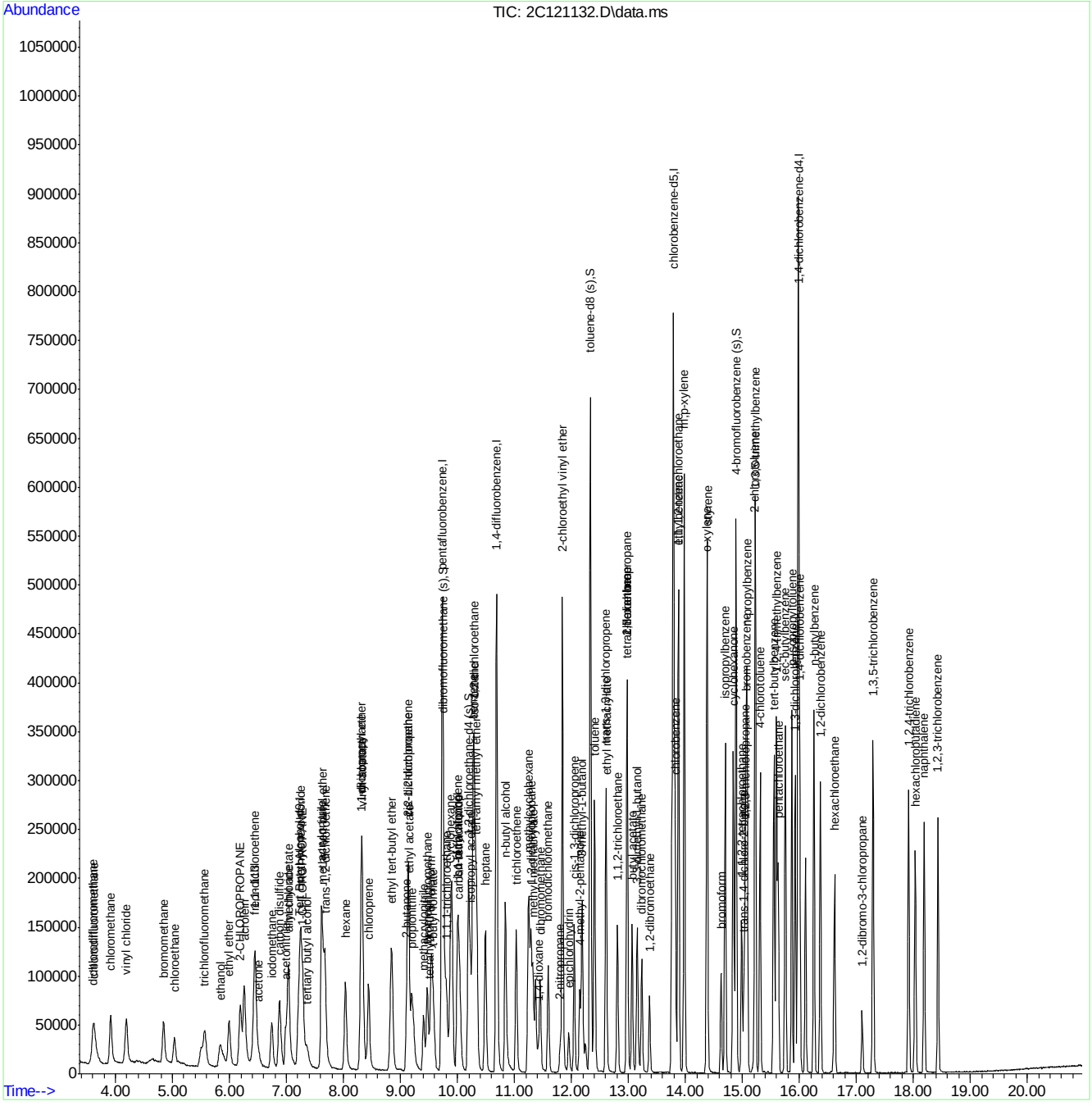

Manual Integration Approval Summary

Sample Number:	V2C5522-CC5480	**Method:**	SW846 8260C
Lab FileID:	2C121132.D	**Analyst approved:**	07/03/14 14:44 Dezaree Reis
Injection Time:	07/02/14 09:12	**Supervisor approved:**	07/03/14 18:11 Jessica Reitan-Chu

Parameter	CAS	Sig#	R.T. (min.)	Reason
p-Isopropyltoluene	99-87-6		15.87	Missed peak

Quantitation Report (Qedit)

Data Path : C:\msdchem\1\DATA\
Data File : 2C121132.D
Acq On : 2 Jul 2014 9:12 am
Operator : toanp
Sample : cc5480-20
Misc : MS69894,V2C5522,w,,,,1
ALS Vial : 2 Sample Multiplier: 1

Quant Time: Jul 02 09:36:22 2014
Quant Method : C:\MSDCHEM\1\METHODS\M2C5480.M
Quant Title : SW846 8260B, Column ZB624 60mX0.25mmX1.4um
QLast Update : Tue Jul 01 14:19:01 2014
Response via : Initial Calibration

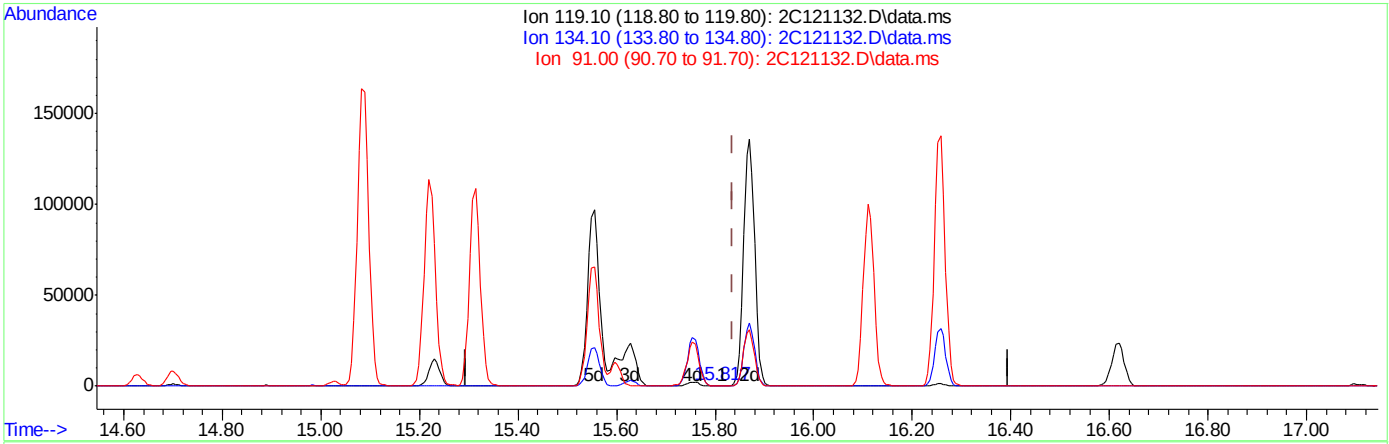

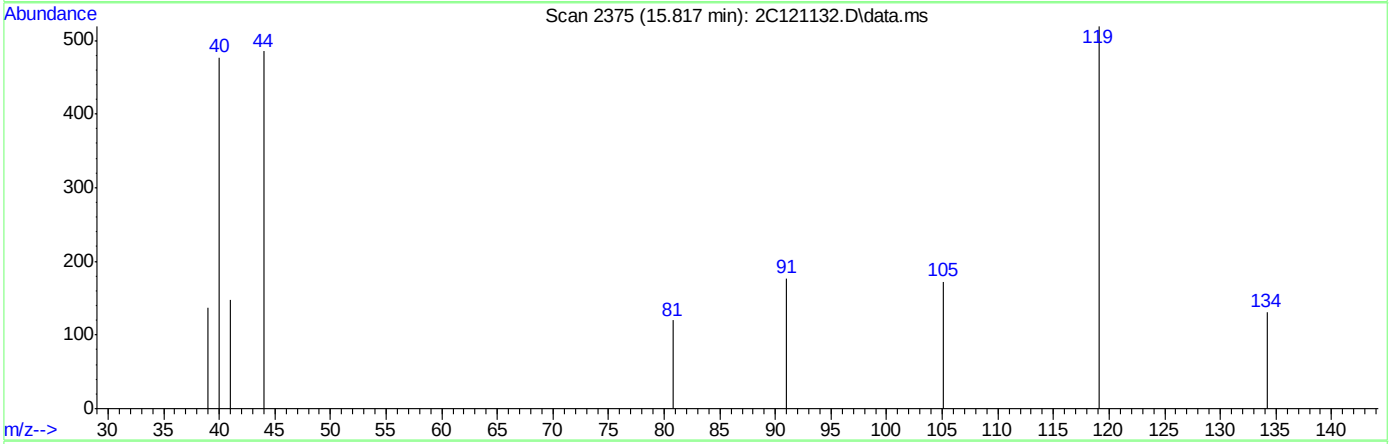

TIC: 2C121132.D\data.ms

(124) p-isopropyltoluene

15.817min (-0.019) 0.07ug/L

response 704

Ion	Exp%	Act%
119.10	100	100
134.10	25.40	25.24
91.00	20.90	10.60
0.00	0.00	0.00

ACCUTEST LABORATORIES JB70128

Quantitation Report (Qedit)

Data Path : C:\msdchem\1\DATA\
Data File : 2C121132.D
Acq On : 2 Jul 2014 9:12 am
Operator : toanp
Sample : cc5480-20
Misc : MS69894,V2C5522,w,,,,1
ALS Vial : 2 Sample Multiplier: 1

Quant Time: Jul 02 09:36:22 2014
Quant Method : C:\MSDCHEM\1\METHODS\M2C5480.M
Quant Title : SW846 8260B, Column ZB624 60mX0.25mmX1.4um
QLast Update : Tue Jul 01 14:19:01 2014
Response via : Initial Calibration

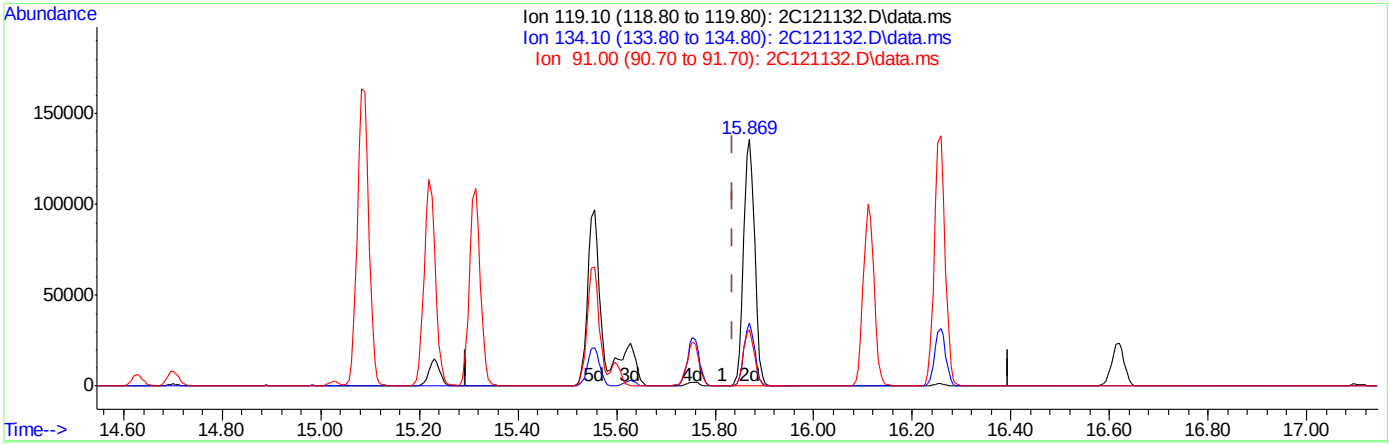

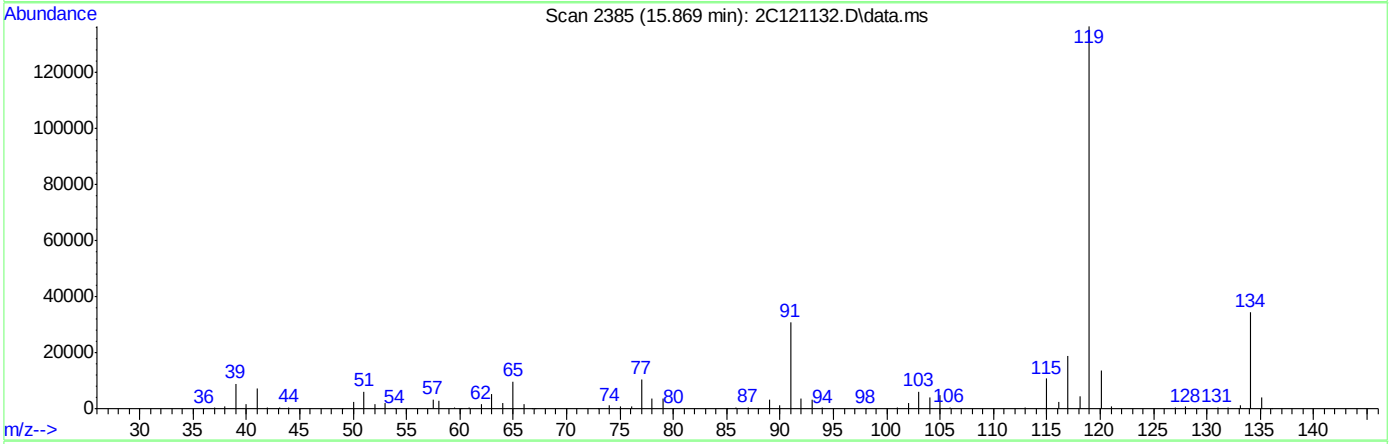

TIC: 2C121132.D\data.ms

(124) p-isopropyltoluene

15.869min (+0.034) 20.25ug/L m

response 212637

Ion	Exp%	Act%
119.10	100	100
134.10	25.40	25.36
91.00	20.90	22.70
0.00	0.00	0.00

Quantitation Report (QT Reviewed)

Data Path : C:\MSDChem\1\DATA\
Data File : 3C110759.D
Acq On : 17 Jun 2014 6:16 pm
Operator : prashans
Sample : IC4989-0.2
Misc : MS69200,V3C4989,5.0,,,,1
ALS Vial : 2 Sample Multiplier: 1

Quant Time: Jun 18 15:39:13 2014
Quant Method : C:\MSDCHEM\1\METHODS\M3C4989.M
Quant Title : Method SW846 8260B, ZB624 60m x 0.25mm x 1.4um
QLast Update : Thu May 08 17:19:13 2014
Response via : Initial Calibration

Internal Standards	R.T.	QIon	Response	Conc	Units	Dev(Min)
1) Tert Butyl Alcohol-d9	7.30	65	50040	500.00	ug/L	0.00
5) pentafluorobenzene	9.54	168	131030	50.00	ug/L	0.00
53) 1,4-difluorobenzene	10.46	114	173570	50.00	ug/L	0.00
82) chlorobenzene-d5	13.59	117	126063	50.00	ug/L	0.00
97) 1,4-dichlorobenzene-d4	15.88	152	50385	50.00	ug/L	0.00
System Monitoring Compounds						
44) dibromofluoromethane (s)	0.00	113	0d	0.00	ug/L	
Spiked Amount 50.000	Range 59 - 130		Recovery =	0.00%#		
45) 1,2-dichloroethane-d4 (s)	0.00	65	0d	0.00	ug/L	
Spiked Amount 50.000	Range 65 - 123		Recovery =	0.00%#		
74) toluene-d8 (s)	0.00	98	0d	0.00	ug/L	
Spiked Amount 50.000	Range 80 - 124		Recovery =	0.00%#		
99) 4-bromofluorobenzene (s)	0.00	95	0d	0.00	ug/L	
Spiked Amount 50.000	Range 71 - 132		Recovery =	0.00%#		
Target Compounds						Qvalue
17) 1,1-dichloroethene	6.65	61	459	0.13	ug/L #	68
23) carbon disulfide	7.06	76	1087	0.14	ug/L	81
26) methyl tert butyl ether	7.67	73	968	0.16	ug/L	68
27) trans-1,2-dichloroethene	7.73	61	506	0.14	ug/L	96
28) di-isopropyl ether	8.28	45	1059	0.14	ug/L #	56
29) ethyl tert-butyl ether	8.74	59	947	0.13	ug/L	88
31) 1,1-dichloroethane	8.30	63	547	0.13	ug/L	83
32) chloroprene	8.41	53	357	0.10	ug/L	71
37) cis-1,2-dichloroethene	9.03	61	506	0.12	ug/L #	75
42) chloroform	9.39	83	678	0.18	ug/L	78
48) 1,1,1-trichloroethane	9.65	97	454	0.13	ug/L	87
49) Cyclohexane	9.72	84	403	0.11	ug/L #	44
51) 2,2,4-trimethylpentane	10.08	57	1398	0.14	ug/L #	86
52) tert-amyl methyl ether	10.12	73	1148	0.17	ug/L	51
56) carbon tetrachloride	9.86	117	380	0.16	ug/L #	45
59) benzene	10.10	78	1345	0.18	ug/L	96
62) 1,2-dichloroethane	10.11	62	311	0.15	ug/L #	49
70) methylcyclohexane	11.02	83	472	0.14	ug/L #	71
73) cis-1,3-dichloropropene	11.81	75	361	0.13	ug/L #	77
91) ethylbenzene	13.67	91	1417	0.19	ug/L	98
92) m,p-xylene	13.78	106	891	0.33	ug/L	93
93) o-xylene	14.20	91	937	0.15	ug/L	99
94) styrene	14.21	104	544	0.13	ug/L	92
98) isopropylbenzene	14.53	105	1239	0.19	ug/L	94
105) n-propylbenzene	14.94	91	1218	0.16	ug/L	93
106) 4-Ethyltoluene	15.04	105	908	0.15	ug/L	94
109) 1,3,5-trimethylbenzene	15.09	105	836	0.15	ug/L	92
112) 1,2,4-trimethylbenzene	15.48	105	850	0.16	ug/L	87
113) sec-butylbenzene	15.64	105	1112	0.16	ug/L	95
114) 1,3-dichlorobenzene	15.83	146	469	0.19	ug/L	75
115) p-isopropyltoluene	15.75	119	863	0.16	ug/L	91
116) 1,4-dichlorobenzene	15.91	146	514	0.21	ug/L	83
117) 1,2-dichlorobenzene	16.30	146	434	0.19	ug/L	86

Quantitation Report (QT Reviewed)

Data Path : C:\MSDChem\1\DATA\
Data File : 3C110759.D
Acq On : 17 Jun 2014 6:16 pm
Operator : prashans
Sample : IC4989-0.2
Misc : MS69200,V3C4989,5.0,,,,1
ALS Vial : 2 Sample Multiplier: 1

Quant Time: Jun 18 15:39:13 2014
Quant Method : C:\MSDCHEM\1\METHODS\M3C4989.M
Quant Title : Method SW846 8260B, ZB624 60m x 0.25mm x 1.4um
QLast Update : Thu May 08 17:19:13 2014
Response via : Initial Calibration

Internal Standards	R.T.	QIon	Response	Conc	Units		Dev(Min)
118) 1,4-Diethylbenzene	16.13	119	430	0.13	ug/L		93
119) n-butylbenzene	16.17	92	451	0.16	ug/L	#	69
120) 1,2,4,5-Tetramethylbenzene	16.92	119	663	0.13	ug/L		83

(#) = qualifier out of range (m) = manual integration (+) = signals summed

7.6.13

7

Quantitation Report (QT Reviewed)

Data Path : C:\MSDChem\1\DATA\
Data File : 3C110759.D
Acq On : 17 Jun 2014 6:16 pm
Operator : prashans
Sample : IC4989-0.2
Misc : MS69200,V3C4989,5.0,,,,1
ALS Vial : 2 Sample Multiplier: 1

Quant Time: Jun 18 15:39:13 2014
Quant Method : C:\MSDCHEM\1\METHODS\M3C4989.M
Quant Title : Method SW846 8260B, ZB624 60m x 0.25mm x 1.4um
QLast Update : Thu May 08 17:19:13 2014
Response via : Initial Calibration

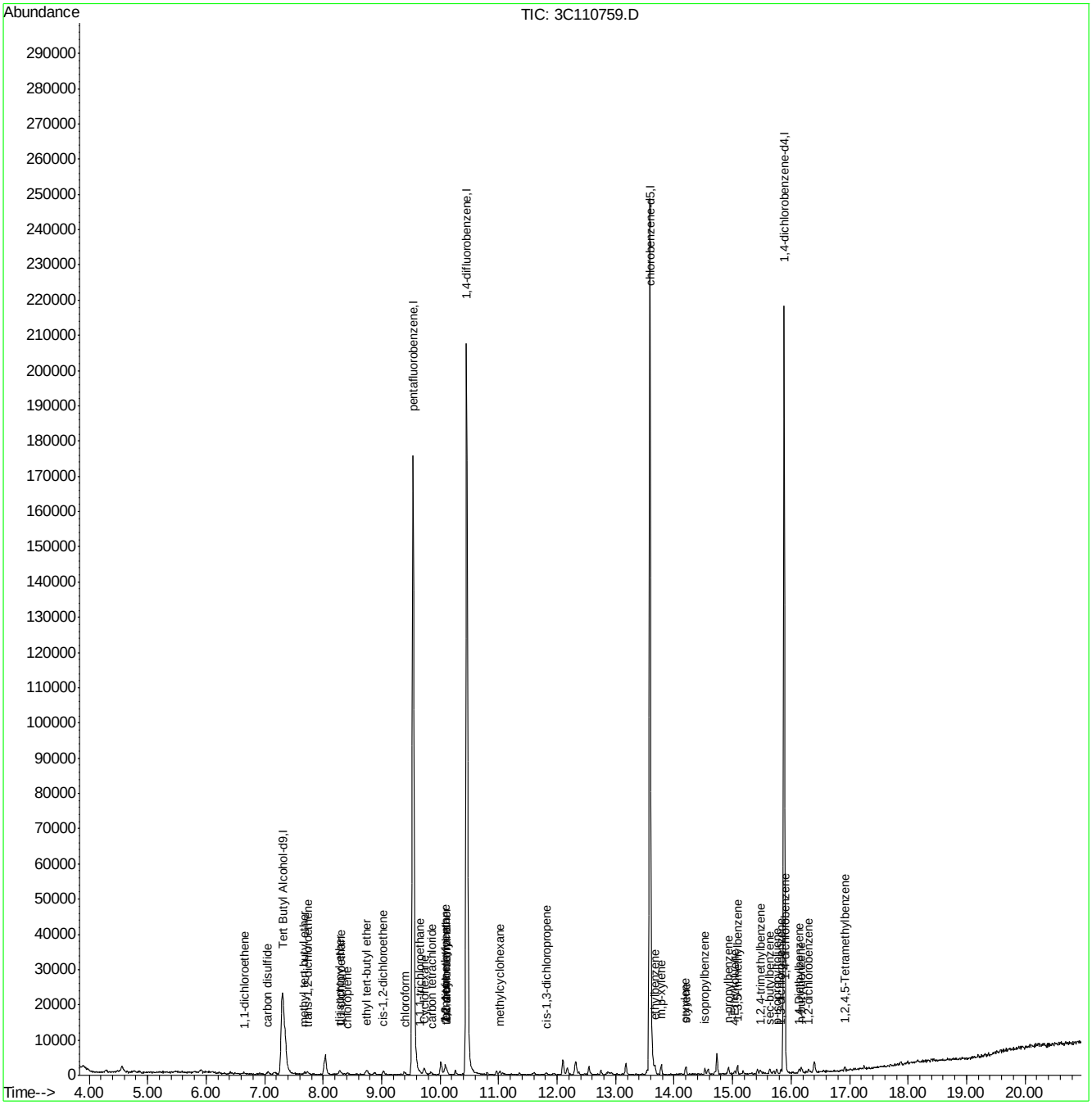

ACCUTEST LABORATORIES JB70128

Quantitation Report (QT Reviewed)

Data Path : C:\MSDChem\1\DATA\
Data File : 3C110760.D
Acq On : 17 Jun 2014 6:44 pm
Operator : prashans
Sample : IC4989-0.5
Misc : MS69200,V3C4989,5.0,,,,1
ALS Vial : 3 Sample Multiplier: 1

Quant Time: Jun 18 15:41:21 2014
Quant Method : C:\MSDCHEM\1\METHODS\M3C4989.M
Quant Title : Method SW846 8260B, ZB624 60m x 0.25mm x 1.4um
QLast Update : Thu May 08 17:19:13 2014
Response via : Initial Calibration

Internal Standards	R.T.	QIon	Response	Conc	Units		Dev(Min)
1) Tert Butyl Alcohol-d9	7.31	65	39300	500.00	ug/L		0.00
5) pentafluorobenzene	9.54	168	119232	50.00	ug/L		0.00
53) 1,4-difluorobenzene	10.46	114	158629	50.00	ug/L		0.00
82) chlorobenzene-d5	13.59	117	115065	50.00	ug/L		0.00
97) 1,4-dichlorobenzene-d4	15.88	152	45405	50.00	ug/L		0.00
System Monitoring Compounds							
44) dibromofluoromethane (s)	0.00	113	0d	0.00	ug/L		
Spiked Amount 50.000	Range 59 - 130		Recovery =	0.00%#			
45) 1,2-dichloroethane-d4 (s)	0.00	65	0d	0.00	ug/L		
Spiked Amount 50.000	Range 65 - 123		Recovery =	0.00%#			
74) toluene-d8 (s)	0.00	98	0d	0.00	ug/L		
Spiked Amount 50.000	Range 80 - 124		Recovery =	0.00%#			
99) 4-bromofluorobenzene (s)	0.00	95	0d	0.00	ug/L		
Spiked Amount 50.000	Range 71 - 132		Recovery =	0.00%#			
Target Compounds							Qvalue
3) tertiary butyl alcohol	7.44	59	352	2.31	ug/L	#	20
17) 1,1-dichloroethene	6.65	61	1053	0.32	ug/L		88
21) iodomethane	6.93	142	790	0.28	ug/L		87
23) carbon disulfide	7.05	76	2297	0.33	ug/L		87
26) methyl tert butyl ether	7.69	73	2126	0.38	ug/L		91
27) trans-1,2-dichloroethene	7.74	61	1065	0.32	ug/L	#	77
28) di-isopropyl ether	8.28	45	2584	0.37	ug/L	#	64
29) ethyl tert-butyl ether	8.74	59	2328	0.35	ug/L		90
31) 1,1-dichloroethane	8.29	63	1270	0.33	ug/L		91
32) chloroprene	8.41	53	941	0.29	ug/L		86
36) 2,2-dichloropropane	9.03	77	1050	0.30	ug/L		77
37) cis-1,2-dichloroethene	9.03	61	1275	0.35	ug/L		89
42) chloroform	9.39	83	1423	0.40	ug/L		85
48) 1,1,1-trichloroethane	9.65	97	965	0.31	ug/L		82
49) Cyclohexane	9.73	84	1073	0.31	ug/L		88
51) 2,2,4-trimethylpentane	10.09	57	2853	0.32	ug/L	#	87
52) tert-amyl methyl ether	10.12	73	2247	0.37	ug/L		95
56) carbon tetrachloride	9.86	117	817	0.38	ug/L	#	76
57) 1,1-dichloropropene	9.83	75	994	0.42	ug/L		83
59) benzene	10.10	78	2734	0.40	ug/L		95
62) 1,2-dichloroethane	10.11	62	881	0.46	ug/L		91
63) trichloroethene	10.81	95	605	0.37	ug/L		90
65) Tert-Amyl ethyl ether	10.96	87	711	0.30	ug/L	#	56
67) 2-chloroethyl vinyl ether	11.60	63	933	1.33	ug/L		99
69) 1,2-dichloropropane	11.07	63	702	0.41	ug/L		64
70) methylcyclohexane	11.03	83	1038	0.34	ug/L		97
72) bromodichloromethane	11.36	83	689	0.35	ug/L		77
73) cis-1,3-dichloropropene	11.82	75	880	0.35	ug/L		82
76) toluene	12.18	91	2992	0.44	ug/L		82
78) trans-1,3-dichloropropene	12.37	75	818	0.39	ug/L		92
80) 1,1,2-trichloroethane	12.58	97	373	0.36	ug/L		89
83) tetrachloroethene	12.75	166	566	0.42	ug/L		87
84) 1,3-dichloropropane	12.76	76	733	0.39	ug/L		95

Quantitation Report (QT Reviewed)

Data Path : C:\MSDChem\1\DATA\
Data File : 3C110760.D
Acq On : 17 Jun 2014 6:44 pm
Operator : prashans
Sample : IC4989-0.5
Misc : MS69200,V3C4989,5.0,,,,1
ALS Vial : 3 Sample Multiplier: 1

Quant Time: Jun 18 15:41:21 2014
Quant Method : C:\MSDCHEM\1\METHODS\M3C4989.M
Quant Title : Method SW846 8260B, ZB624 60m x 0.25mm x 1.4um
QLast Update : Thu May 08 17:19:13 2014
Response via : Initial Calibration

Internal Standards	R.T.	QIon	Response	Conc	Units		Dev(Min)
86) dibromochloromethane	13.02	129	382	0.36	ug/L		82
87) 1,2-dibromoethane	13.16	107	343	0.37	ug/L	#	61
89) chlorobenzene	13.62	112	1572	0.45	ug/L		95
90) 1,1,1,2-tetrachloroethane	13.68	131	471	0.37	ug/L		88
91) ethylbenzene	13.67	91	2812	0.41	ug/L		90
92) m,p-xylene	13.78	106	1907	0.78	ug/L		97
93) o-xylene	14.20	91	2234	0.40	ug/L		98
94) styrene	14.21	104	1199	0.32	ug/L		87
98) isopropylbenzene	14.53	105	2305	0.39	ug/L		87
100) bromobenzene	14.93	156	444	0.38	ug/L	#	55
102) 1,1,2,2-tetrachloroethane	14.83	83	535	0.46	ug/L		95
105) n-propylbenzene	14.93	91	2631	0.39	ug/L		91
106) 4-Ethyltoluene	15.03	105	1971	0.36	ug/L		97
107) 2-chlorotoluene	15.09	126	489	0.38	ug/L	#	87
108) 4-chlorotoluene	15.17	126	557	0.44	ug/L		57
109) 1,3,5-trimethylbenzene	15.08	105	2119	0.43	ug/L		90
110) tert-butylbenzene	15.43	119	1681	0.40	ug/L		89
112) 1,2,4-trimethylbenzene	15.47	105	2246	0.48	ug/L		88
113) sec-butylbenzene	15.64	105	2336	0.38	ug/L		92
114) 1,3-dichlorobenzene	15.83	146	977	0.43	ug/L		89
115) p-isopropyltoluene	15.76	119	1876	0.38	ug/L		93
116) 1,4-dichlorobenzene	15.90	146	1054	0.48	ug/L		97
117) 1,2-dichlorobenzene	16.29	146	923	0.45	ug/L		94
118) 1,4-Diethylbenzene	16.13	119	847	0.29	ug/L		89
119) n-butylbenzene	16.17	92	951	0.37	ug/L		81
120) 1,2,4,5-Tetramethylbenzene	16.92	119	1378	0.31	ug/L		98
122) 1,3,5-Trichlorobenzene	17.25	180	664	0.40	ug/L	#	78
124) hexachlorobutadiene	17.99	225	441	0.46	ug/L		79
127) hexachloroethane	16.55	119	332	0.36	ug/L	#	59
128) Benzyl chloride	16.03	91	837	0.39	ug/L	#	61

(#) = qualifier out of range (m) = manual integration (+) = signals summed

Quantitation Report (QT Reviewed)

Data Path : C:\MSDChem\1\DATA\
Data File : 3C110760.D
Acq On : 17 Jun 2014 6:44 pm
Operator : prashans
Sample : IC4989-0.5
Misc : MS69200,V3C4989,5.0,,,,1
ALS Vial : 3 Sample Multiplier: 1

Quant Time: Jun 18 15:41:21 2014
Quant Method : C:\MSDCHEM\1\METHODS\M3C4989.M
Quant Title : Method SW846 8260B, ZB624 60m x 0.25mm x 1.4um
QLast Update : Thu May 08 17:19:13 2014
Response via : Initial Calibration

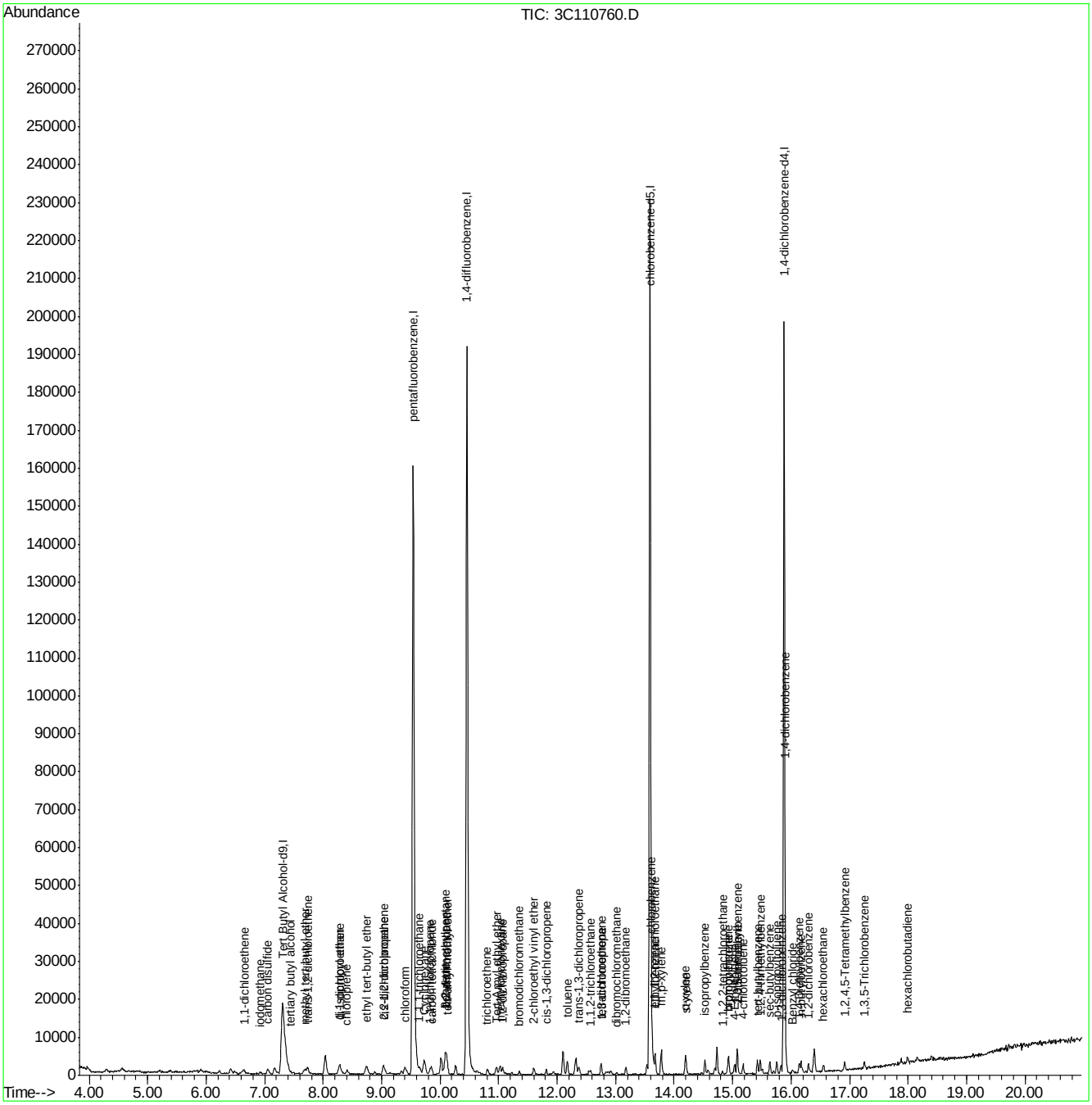

Quantitation Report (QT Reviewed)

Data Path : C:\MSDChem\1\DATA\
Data File : 3C110761.D
Acq On : 17 Jun 2014 7:12 pm
Operator : prashans
Sample : IC4989-1
Misc : MS69200,V3C4989,5.0,,,,1
ALS Vial : 4 Sample Multiplier: 1

Quant Time: Jun 18 15:42:40 2014
Quant Method : C:\MSDCHEM\1\METHODS\M3C4989.M
Quant Title : Method SW846 8260B, ZB624 60m x 0.25mm x 1.4um
QLast Update : Thu May 08 17:19:13 2014
Response via : Initial Calibration

Internal Standards	R.T.	QIon	Response	Conc	Units		Dev(Min)
1) Tert Butyl Alcohol-d9	7.31	65	46904	500.00	ug/L		0.00
5) pentafluorobenzene	9.54	168	131066	50.00	ug/L		0.00
53) 1,4-difluorobenzene	10.46	114	174592	50.00	ug/L		0.00
82) chlorobenzene-d5	13.59	117	129441	50.00	ug/L		0.00
97) 1,4-dichlorobenzene-d4	15.88	152	51456	50.00	ug/L		0.00
System Monitoring Compounds							
44) dibromofluoromethane (s)	0.00	113	0d	0.00	ug/L		
Spiked Amount 50.000	Range 59 - 130		Recovery =	0.00%#			
45) 1,2-dichloroethane-d4 (s)	0.00	65	0d	0.00	ug/L		
Spiked Amount 50.000	Range 65 - 123		Recovery =	0.00%#			
74) toluene-d8 (s)	0.00	98	0d	0.00	ug/L		
Spiked Amount 50.000	Range 80 - 124		Recovery =	0.00%#			
99) 4-bromofluorobenzene (s)	0.00	95	0d	0.00	ug/L		
Spiked Amount 50.000	Range 71 - 132		Recovery =	0.00%#			
Target Compounds							Qvalue
3) tertiary butyl alcohol	7.43	59	855	4.70	ug/L	#	76
15) ethyl ether	6.23	74	587	0.51	ug/L		95
16) acrolein	6.47	56	455914	1317.30	ug/L		98
17) 1,1-dichloroethene	6.64	61	2134	0.59	ug/L		90
21) iodomethane	6.92	142	1612	0.52	ug/L		72
23) carbon disulfide	7.05	76	4405	0.58	ug/L		83
26) methyl tert butyl ether	7.69	73	3930	0.64	ug/L		94
27) trans-1,2-dichloroethene	7.73	61	2094	0.57	ug/L		88
28) di-isopropyl ether	8.28	45	6563	0.85	ug/L	#	55
29) ethyl tert-butyl ether	8.74	59	5651	0.78	ug/L		98
31) 1,1-dichloroethane	8.29	63	2569	0.61	ug/L		92
32) chloroprene	8.41	53	2603	0.74	ug/L		93
36) 2,2-dichloropropane	9.03	77	2110	0.55	ug/L		99
37) cis-1,2-dichloroethene	9.03	61	2394	0.59	ug/L		92
40) bromochloromethane	9.35	128	441	0.51	ug/L	#	80
42) chloroform	9.40	83	2390	0.62	ug/L		91
43) tert-Butyl Formate	9.43	59	1144	0.62	ug/L	#	74
48) 1,1,1-trichloroethane	9.65	97	1999	0.58	ug/L		89
49) Cyclohexane	9.73	84	2039	0.54	ug/L		82
50) Tert Amyl Alcohol	9.96	73	429	3.82	ug/L	#	46
51) 2,2,4-trimethylpentane	10.09	57	7582	0.77	ug/L		94
52) tert-amyl methyl ether	10.11	73	5156	0.78	ug/L		91
54) epichlorohydrin	11.72	57	623	4.62	ug/L		88
56) carbon tetrachloride	9.86	117	1582	0.66	ug/L		93
57) 1,1-dichloropropene	9.83	75	1819	0.70	ug/L		93
59) benzene	10.09	78	5437	0.72	ug/L		96
60) heptane	10.26	57	1578	0.96	ug/L		90
62) 1,2-dichloroethane	10.10	62	1862	0.89	ug/L		88
63) trichloroethene	10.81	95	1224	0.68	ug/L		94
65) Tert-Amyl ethyl ether	10.96	87	1893	0.73	ug/L	#	61
66) 2-nitropropane	11.58	41	515	1.02	ug/L	#	41
67) 2-chloroethyl vinyl ether	11.60	63	2548	3.31	ug/L		98
69) 1,2-dichloropropane	11.07	63	1403	0.74	ug/L		98

Quantitation Report (QT Reviewed)

Data Path : C:\MSDChem\1\DATA\
Data File : 3C110761.D
Acq On : 17 Jun 2014 7:12 pm
Operator : prashans
Sample : IC4989-1
Misc : MS69200,V3C4989,5.0,,,,1
ALS Vial : 4 Sample Multiplier: 1

Quant Time: Jun 18 15:42:40 2014
Quant Method : C:\MSDCHEM\1\METHODS\M3C4989.M
Quant Title : Method SW846 8260B, ZB624 60m x 0.25mm x 1.4um
QLast Update : Thu May 08 17:19:13 2014
Response via : Initial Calibration

Internal Standards	R.T.	QIon	Response	Conc	Units		Dev(Min)
70) methylcyclohexane	11.03	83	2858	0.86	ug/L		86
71) dibromomethane	11.23	93	534	0.65	ug/L		80
72) bromodichloromethane	11.36	83	1473	0.68	ug/L		98
73) cis-1,3-dichloropropene	11.81	75	1899	0.69	ug/L		94
76) toluene	12.17	91	5273	0.71	ug/L		99
78) trans-1,3-dichloropropene	12.37	75	1637	0.70	ug/L		84
80) 1,1,2-trichloroethane	12.57	97	702	0.62	ug/L		83
83) tetrachloroethene	12.76	166	1105	0.74	ug/L		94
84) 1,3-dichloropropane	12.76	76	1465	0.70	ug/L		87
85) butyl acetate	12.83	56	662	0.77	ug/L	#	71
86) dibromochloromethane	13.02	129	818	0.68	ug/L		99
87) 1,2-dibromoethane	13.17	107	630	0.60	ug/L		98
89) chlorobenzene	13.63	112	2937	0.74	ug/L		91
90) 1,1,1,2-tetrachloroethane	13.68	131	905	0.64	ug/L		85
91) ethylbenzene	13.67	91	5339	0.69	ug/L		91
92) m,p-xylene	13.78	106	3648	1.32	ug/L		92
93) o-xylene	14.19	91	4115	0.66	ug/L		94
94) styrene	14.21	104	2379	0.57	ug/L		93
96) bromoform	14.47	173	428	0.63	ug/L		73
98) isopropylbenzene	14.53	105	4710	0.70	ug/L		96
100) bromobenzene	14.93	156	1025	0.78	ug/L	#	84
102) 1,1,2,2-tetrachloroethane	14.83	83	981	0.75	ug/L		88
105) n-propylbenzene	14.93	91	5052	0.67	ug/L		95
106) 4-Ethyltoluene	15.04	105	4598	0.74	ug/L		100
107) 2-chlorotoluene	15.09	126	982	0.68	ug/L	#	85
108) 4-chlorotoluene	15.18	126	1051	0.73	ug/L		63
109) 1,3,5-trimethylbenzene	15.08	105	3821	0.68	ug/L		97
110) tert-butylbenzene	15.43	119	3139	0.66	ug/L		99
111) pentachloroethane	15.50	167	524	0.63	ug/L		86
112) 1,2,4-trimethylbenzene	15.47	105	3595	0.67	ug/L		92
113) sec-butylbenzene	15.63	105	4661	0.67	ug/L		98
114) 1,3-dichlorobenzene	15.82	146	2012	0.78	ug/L		86
115) p-isopropyltoluene	15.75	119	3644	0.65	ug/L		98
116) 1,4-dichlorobenzene	15.91	146	1999	0.80	ug/L		94
117) 1,2-dichlorobenzene	16.30	146	1884	0.81	ug/L		98
118) 1,4-Diethylbenzene	16.14	119	2195	0.67	ug/L		97
119) n-butylbenzene	16.17	92	1822	0.63	ug/L		94
120) 1,2,4,5-Tetramethylbenzene	16.92	119	3433	0.68	ug/L		87
122) 1,3,5-Trichlorobenzene	17.25	180	1345	0.71	ug/L		98
123) 1,2,4-trichlorobenzene	17.88	180	900	0.60	ug/L		93
124) hexachlorobutadiene	17.99	225	853	0.78	ug/L		85
127) hexachloroethane	16.55	119	630	0.60	ug/L		92
128) Benzyl chloride	16.03	91	1887	0.78	ug/L	#	85

(#) = qualifier out of range (m) = manual integration (+) = signals summed

Quantitation Report (QT Reviewed)

Data Path : C:\MSDChem\1\DATA\
Data File : 3C110761.D
Acq On : 17 Jun 2014 7:12 pm
Operator : prashans
Sample : IC4989-1
Misc : MS69200,V3C4989,5.0,,,,1
ALS Vial : 4 Sample Multiplier: 1

Quant Time: Jun 18 15:42:40 2014
Quant Method : C:\MSDCHEM\1\METHODS\M3C4989.M
Quant Title : Method SW846 8260B, ZB624 60m x 0.25mm x 1.4um
QLast Update : Thu May 08 17:19:13 2014
Response via : Initial Calibration

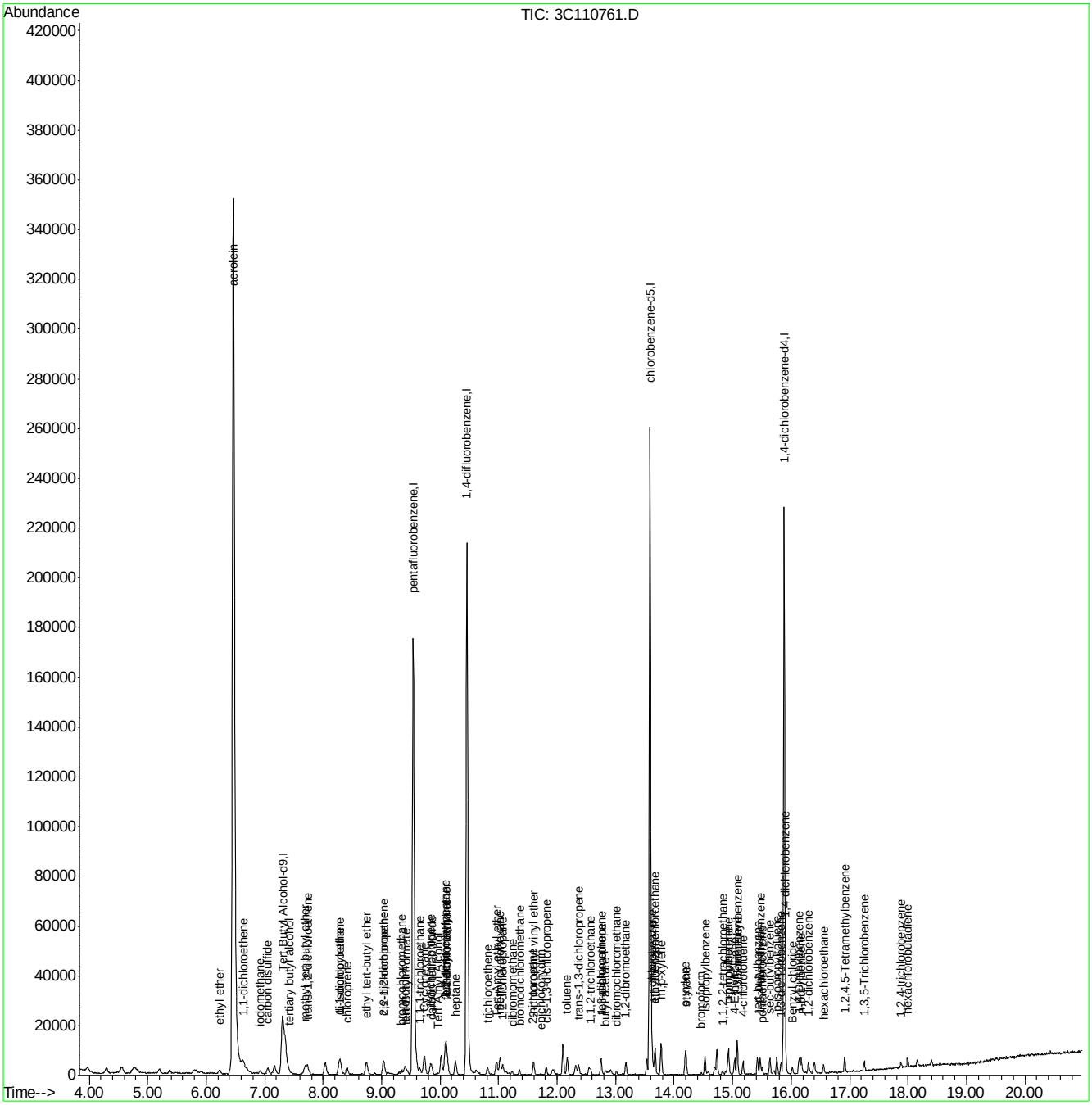

Quantitation Report (QT Reviewed)

Data Path : C:\MSDChem\1\DATA\
Data File : 3C110762.D
Acq On : 17 Jun 2014 7:40 pm
Operator : prashans
Sample : IC4989-2
Misc : MS69200,V3C4989,5.0,,,,1
ALS Vial : 5 Sample Multiplier: 1

Quant Time: Jun 18 15:44:09 2014
Quant Method : C:\MSDCHEM\1\METHODS\M3C4989.M
Quant Title : Method SW846 8260B, ZB624 60m x 0.25mm x 1.4um
QLast Update : Thu May 08 17:19:13 2014
Response via : Initial Calibration

Internal Standards	R.T.	QIon	Response	Conc	Units		Dev(Min)
1) Tert Butyl Alcohol-d9	7.31	65	40797	500.00	ug/L		0.00
5) pentafluorobenzene	9.54	168	116805	50.00	ug/L		0.00
53) 1,4-difluorobenzene	10.46	114	156684	50.00	ug/L		0.00
82) chlorobenzene-d5	13.59	117	115241	50.00	ug/L		0.00
97) 1,4-dichlorobenzene-d4	15.88	152	46222	50.00	ug/L		0.00
System Monitoring Compounds							
44) dibromofluoromethane (s)	0.00	113	0d	0.00	ug/L		
Spiked Amount 50.000	Range 59 - 130		Recovery =	0.00%#			
45) 1,2-dichloroethane-d4 (s)	0.00	65	0d	0.00	ug/L		
Spiked Amount 50.000	Range 65 - 123		Recovery =	0.00%#			
74) toluene-d8 (s)	12.10	98	9722	1.77	ug/L		0.00
Spiked Amount 50.000	Range 80 - 124		Recovery =	3.54%#			
99) 4-bromofluorobenzene (s)	0.00	95	0d	0.00	ug/L		
Spiked Amount 50.000	Range 71 - 132		Recovery =	0.00%#			
Target Compounds							Qvalue
2) 1,4-dioxane	11.18	88	441	37.20	ug/L	#	67
3) tertiary butyl alcohol	7.43	59	1475	9.32	ug/L		83
7) dichlorodifluoromethane	3.98	85	3116	1.13	ug/L		92
8) chloromethane	4.30	50	4502	1.35	ug/L		99
9) vinyl chloride	4.55	62	3487	1.15	ug/L		95
10) bromomethane	5.21	94	1851	1.15	ug/L		98
11) chloroethane	5.38	64	1532	1.06	ug/L		96
14) trichlorofluoromethane	5.81	101	3586	1.12	ug/L		87
15) ethyl ether	6.24	74	1454	1.41	ug/L		87
16) acrolein	6.47	56	225976	732.65	ug/L		100
17) 1,1-dichloroethene	6.64	61	4369	1.36	ug/L		92
19) allyl chloride	7.17	76	1420	1.28	ug/L	#	70
21) iodomethane	6.93	142	3535	1.28	ug/L		98
22) iso-butyl alcohol	9.84	41	1010	18.46	ug/L		91
23) carbon disulfide	7.05	76	8833	1.30	ug/L		91
26) methyl tert butyl ether	7.69	73	7762	1.42	ug/L		96
27) trans-1,2-dichloroethene	7.74	61	4491	1.38	ug/L		89
28) di-isopropyl ether	8.28	45	10721	1.56	ug/L	#	56
29) ethyl tert-butyl ether	8.74	59	9465	1.46	ug/L		93
31) 1,1-dichloroethane	8.30	63	5216	1.38	ug/L		98
32) chloroprene	8.41	53	4348	1.39	ug/L		91
33) acrylonitrile	7.71	53	3925	7.97	ug/L		98
36) 2,2-dichloropropane	9.03	77	4502	1.32	ug/L		94
37) cis-1,2-dichloroethene	9.03	61	5142	1.42	ug/L		97
38) propionitrile	9.11	54	2853	15.12	ug/L		69
40) bromochloromethane	9.34	128	997	1.28	ug/L		85
42) chloroform	9.40	83	4779	1.38	ug/L		90
43) tert-Butyl Formate	9.43	59	2086	1.27	ug/L	#	81
46) freon 113	6.62	151	2055	1.68	ug/L		96
47) methacrylonitrile	9.30	41	1491	1.70	ug/L		91
48) 1,1,1-trichloroethane	9.66	97	4090	1.32	ug/L		99
49) Cyclohexane	9.73	84	4043	1.21	ug/L	#	71
50) Tert Amyl Alcohol	9.96	73	717	7.16	ug/L	#	89

Quantitation Report (QT Reviewed)

Data Path : C:\MSDChem\1\DATA\
Data File : 3C110762.D
Acq On : 17 Jun 2014 7:40 pm
Operator : prashans
Sample : IC4989-2
Misc : MS69200,V3C4989,5.0,,,,1
ALS Vial : 5 Sample Multiplier: 1

Quant Time: Jun 18 15:44:09 2014
Quant Method : C:\MSDCHEM\1\METHODS\M3C4989.M
Quant Title : Method SW846 8260B, ZB624 60m x 0.25mm x 1.4um
QLast Update : Thu May 08 17:19:13 2014
Response via : Initial Calibration

Internal Standards	R.T.	QIon	Response	Conc	Units		Dev(Min)
51) 2,2,4-trimethylpentane	10.09	57	11984	1.37	ug/L		92
52) tert-amyl methyl ether	10.12	73	8264	1.40	ug/L		95
54) epichlorohydrin	11.72	57	1017	8.40	ug/L		88
56) carbon tetrachloride	9.86	117	3432	1.60	ug/L		93
57) 1,1-dichloropropene	9.83	75	3812	1.64	ug/L		94
59) benzene	10.09	78	10991	1.62	ug/L		93
60) heptane	10.26	57	2483	1.69	ug/L		91
62) 1,2-dichloroethane	10.11	62	3718	1.98	ug/L		94
63) trichloroethene	10.81	95	2595	1.62	ug/L		97
64) ethyl acrylate	10.83	55	2223	1.54	ug/L	#	66
65) Tert-Amyl ethyl ether	10.96	87	3484	1.49	ug/L	#	74
66) 2-nitropropane	11.59	41	977	2.16	ug/L		88
67) 2-chloroethyl vinyl ether	11.60	63	4419	6.39	ug/L		96
69) 1,2-dichloropropane	11.07	63	2795	1.64	ug/L		99
70) methylcyclohexane	11.02	83	4465	1.50	ug/L		96
71) dibromomethane	11.23	93	1237	1.68	ug/L		93
72) bromodichloromethane	11.36	83	3121	1.60	ug/L		95
73) cis-1,3-dichloropropene	11.81	75	3660	1.48	ug/L		89
76) toluene	12.17	91	10428	1.56	ug/L		99
78) trans-1,3-dichloropropene	12.37	75	3256	1.56	ug/L		91
80) 1,1,2-trichloroethane	12.57	97	1775	1.75	ug/L		91
83) tetrachloroethene	12.75	166	2245	1.68	ug/L		95
84) 1,3-dichloropropane	12.75	76	3234	1.73	ug/L		93
85) butyl acetate	12.82	56	1143	1.49	ug/L		95
86) dibromochloromethane	13.01	129	1723	1.60	ug/L		91
87) 1,2-dibromoethane	13.17	107	1578	1.70	ug/L		96
89) chlorobenzene	13.62	112	5851	1.67	ug/L		89
90) 1,1,1,2-tetrachloroethane	13.68	131	2074	1.65	ug/L		96
91) ethylbenzene	13.67	91	10712	1.57	ug/L		96
92) m,p-xylene	13.78	106	7635	3.11	ug/L		99
93) o-xylene	14.19	91	8567	1.54	ug/L		92
94) styrene	14.21	104	5095	1.37	ug/L		99
96) bromoform	14.46	173	1030	1.71	ug/L		82
98) isopropylbenzene	14.53	105	9646	1.59	ug/L		98
100) bromobenzene	14.92	156	2089	1.78	ug/L		86
102) 1,1,2,2-tetrachloroethane	14.83	83	1996	1.70	ug/L		95
105) n-propylbenzene	14.93	91	10772	1.59	ug/L		98
106) 4-Ethyltoluene	15.04	105	8532	1.53	ug/L		96
107) 2-chlorotoluene	15.08	126	2236	1.72	ug/L		98
108) 4-chlorotoluene	15.18	126	2113	1.64	ug/L		96
109) 1,3,5-trimethylbenzene	15.08	105	8001	1.60	ug/L		99
110) tert-butylbenzene	15.43	119	6540	1.54	ug/L		95
111) pentachloroethane	15.51	167	1227	1.64	ug/L		92
112) 1,2,4-trimethylbenzene	15.47	105	7403	1.54	ug/L		94
113) sec-butylbenzene	15.64	105	9691	1.56	ug/L		97
114) 1,3-dichlorobenzene	15.83	146	3917	1.69	ug/L		97
115) p-isopropyltoluene	15.75	119	7538	1.49	ug/L		92
116) 1,4-dichlorobenzene	15.91	146	3753	1.66	ug/L		91
117) 1,2-dichlorobenzene	16.29	146	3603	1.73	ug/L		96
118) 1,4-Diethylbenzene	16.14	119	4147	1.41	ug/L		96

Quantitation Report (QT Reviewed)

Data Path : C:\MSDChem\1\DATA\
Data File : 3C110762.D
Acq On : 17 Jun 2014 7:40 pm
Operator : prashans
Sample : IC4989-2
Misc : MS69200,V3C4989,5.0,,,,1
ALS Vial : 5 Sample Multiplier: 1

Quant Time: Jun 18 15:44:09 2014
Quant Method : C:\MSDCHEM\1\METHODS\M3C4989.M
Quant Title : Method SW846 8260B, ZB624 60m x 0.25mm x 1.4um
QLast Update : Thu May 08 17:19:13 2014
Response via : Initial Calibration

Internal Standards	R.T.	QIon	Response	Conc	Units	Dev(Min)
119) n-butylbenzene	16.17	92	3904	1.51	ug/L	94
120) 1,2,4,5-Tetramethylbenzene	16.92	119	6191	1.37	ug/L	99
122) 1,3,5-Trichlorobenzene	17.25	180	2761	1.63	ug/L	99
123) 1,2,4-trichlorobenzene	17.88	180	1835	1.36	ug/L	96
124) hexachlorobutadiene	17.99	225	1700	1.73	ug/L	100
127) hexachloroethane	16.55	119	1413	1.50	ug/L	94
128) Benzyl chloride	16.03	91	3067	1.42	ug/L	97

(#) = qualifier out of range (m) = manual integration (+) = signals summed

7.6.16

7

Quantitation Report (QT Reviewed)

Data Path : C:\MSDChem\1\DATA\
Data File : 3C110762.D
Acq On : 17 Jun 2014 7:40 pm
Operator : prashans
Sample : IC4989-2
Misc : MS69200,V3C4989,5.0,,,,1
ALS Vial : 5 Sample Multiplier: 1

Quant Time: Jun 18 15:44:09 2014
Quant Method : C:\MSDCHEM\1\METHODS\M3C4989.M
Quant Title : Method SW846 8260B, ZB624 60m x 0.25mm x 1.4um
QLast Update : Thu May 08 17:19:13 2014
Response via : Initial Calibration

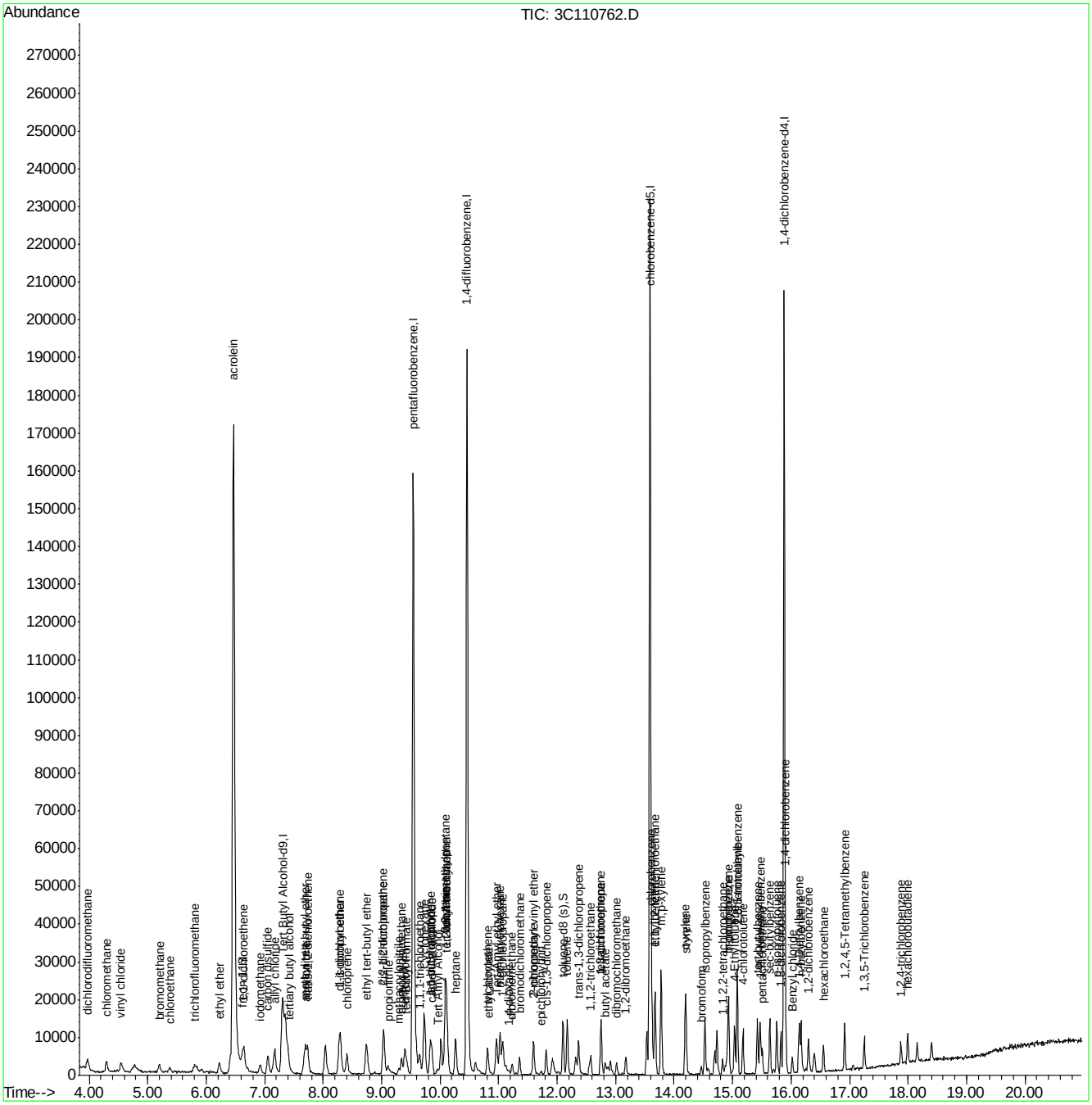

M3C4989.M Thu Jun 19 12:50:55 2014 MS3C Page: 4

Quantitation Report (QT Reviewed)

Data Path : C:\MSDChem\1\DATA\
Data File : 3C110763.D
Acq On : 17 Jun 2014 8:07 pm
Operator : prashans
Sample : IC4989-5
Misc : MS69200,V3C4989,5.0,,,,1
ALS Vial : 6 Sample Multiplier: 1

Quant Time: Jun 18 15:55:40 2014
Quant Method : C:\MSDCHEM\1\METHODS\M3C4989.M
Quant Title : Method SW846 8260B, ZB624 60m x 0.25mm x 1.4um
QLast Update : Wed Jun 18 08:46:40 2014
Response via : Initial Calibration

Internal Standards	R.T.	QIon	Response	Conc	Units		Dev(Min)
1) Tert Butyl Alcohol-d9	7.31	65	48523	500.00	ug/L		0.00
5) pentafluorobenzene	9.54	168	130380	50.00	ug/L		0.00
53) 1,4-difluorobenzene	10.46	114	178175	50.00	ug/L		0.00
82) chlorobenzene-d5	13.59	117	128732	50.00	ug/L		0.00
97) 1,4-dichlorobenzene-d4	15.88	152	52641	50.00	ug/L		0.00
System Monitoring Compounds							
44) dibromofluoromethane (s)	9.59	113	6282	2.59	ug/L		0.00
Spiked Amount 50.000	Range 59 - 130		Recovery =	5.18%#			
45) 1,2-dichloroethane-d4 (s)	10.01	65	9812	2.42	ug/L		0.00
Spiked Amount 50.000	Range 65 - 123		Recovery =	4.84%#			
74) toluene-d8 (s)	12.10	98	22013	3.23	ug/L		0.00
Spiked Amount 50.000	Range 80 - 124		Recovery =	6.46%#			
99) 4-bromofluorobenzene (s)	14.73	95	8342	2.48	ug/L		0.00
Spiked Amount 50.000	Range 71 - 132		Recovery =	4.96%#			
Target Compounds							Qvalue
2) 1,4-dioxane	11.18	88	1210	118.66	ug/L	#	97
3) tertiary butyl alcohol	7.43	59	3881	24.07	ug/L		94
6) chlorodifluoromethane	3.97	51	8289	4.76	ug/L		96
7) dichlorodifluoromethane	3.97	85	9359	5.16	ug/L		95
8) chloromethane	4.30	50	11066	4.92	ug/L		99
9) vinyl chloride	4.55	62	9299	5.02	ug/L		96
10) bromomethane	5.21	94	4899	5.12	ug/L		96
11) chloroethane	5.38	64	4359	5.16	ug/L		88
14) trichlorofluoromethane	5.80	101	9721	4.99	ug/L		95
15) ethyl ether	6.23	74	3535	4.65	ug/L		91
16) acrolein	6.48	56	12148	48.01	ug/L		97
17) 1,1-dichloroethene	6.65	61	11376	4.89	ug/L		98
18) acetone	6.71	58	784	4.77	ug/L	#	53
19) allyl chloride	7.17	76	3484	4.61	ug/L		95
20) acetonitrile	7.14	40	5972	43.04	ug/L	#	90
21) iodomethane	6.92	142	8934	4.87	ug/L		98
22) iso-butyl alcohol	9.84	41	2159	22.06	ug/L		89
23) carbon disulfide	7.06	76	22673	4.78	ug/L		97
24) methylene chloride	7.36	84	8422	2.36	ug/L		95
25) methyl acetate	7.18	74	697	3.78	ug/L	#	75
26) methyl tert butyl ether	7.69	73	20343	4.65	ug/L		98
27) trans-1,2-dichloroethene	7.74	61	11295	4.71	ug/L		94
28) di-isopropyl ether	8.28	45	28039	4.67	ug/L	#	57
29) ethyl tert-butyl ether	8.74	59	24501	4.59	ug/L		99
30) 2-butanone	9.03	72	673	4.32	ug/L	#	87
31) 1,1-dichloroethane	8.30	63	13923	4.93	ug/L		99
32) chloroprene	8.41	53	11375	4.73	ug/L		96
33) acrylonitrile	7.68	53	10506	25.03	ug/L		95
35) ethyl acetate	9.02	45	722	3.79	ug/L	#	1
36) 2,2-dichloropropane	9.03	77	11305	4.78	ug/L		99
37) cis-1,2-dichloroethene	9.03	61	13582	4.87	ug/L		98
38) propionitrile	9.10	54	7754	47.60	ug/L		82
39) Methyl Acrylate	9.11	85	433	2.97	ug/L	#	2

Quantitation Report (QT Reviewed)

Data Path : C:\MSDChem\1\DATA\
Data File : 3C110763.D
Acq On : 17 Jun 2014 8:07 pm
Operator : prashans
Sample : IC4989-5
Misc : MS69200,V3C4989,5.0,,,,1
ALS Vial : 6 Sample Multiplier: 1

Quant Time: Jun 18 15:55:40 2014
Quant Method : C:\MSDCHEM\1\METHODS\M3C4989.M
Quant Title : Method SW846 8260B, ZB624 60m x 0.25mm x 1.4um
QLast Update : Wed Jun 18 08:46:40 2014
Response via : Initial Calibration

Internal Standards	R.T.	QIon	Response	Conc	Units		Dev(Min)
40) bromochloromethane	9.34	128	2790	4.95	ug/L	#	82
41) tetrahydrofuran	9.38	72	678	4.24	ug/L	#	82
42) chloroform	9.39	83	12072	4.53	ug/L		97
43) tert-Butyl Formate	9.43	59	5412	4.64	ug/L	#	86
46) freon 113	6.63	151	4434	4.41	ug/L		90
47) methacrylonitrile	9.28	41	3725	4.39	ug/L		89
48) 1,1,1-trichloroethane	9.65	97	10796	4.94	ug/L		99
49) Cyclohexane	9.72	84	10217	4.77	ug/L		98
50) Tert Amyl Alcohol	9.96	73	1880	23.56	ug/L	#	74
51) 2,2,4-trimethylpentane	10.09	57	31703	4.71	ug/L		100
52) tert-amyl methyl ether	10.12	73	20464	4.34	ug/L		95
54) epichlorohydrin	11.72	57	2625	21.03	ug/L		94
55) n-butyl alcohol	10.59	56	7961	150.89	ug/L		96
56) carbon tetrachloride	9.86	117	9020	4.89	ug/L		100
57) 1,1-dichloropropene	9.83	75	9357	4.63	ug/L		98
58) hexane	8.04	57	10771	2.49	ug/L		95
59) benzene	10.09	78	28802	4.85	ug/L		100
60) heptane	10.26	57	6450	3.29	ug/L		96
61) isopropyl acetate	10.01	87	1075	2.67	ug/L	#	56
62) 1,2-dichloroethane	10.10	62	9649	4.88	ug/L		98
63) trichloroethene	10.81	95	6498	4.76	ug/L		98
64) ethyl acrylate	10.81	55	6343	4.46	ug/L		96
65) Tert-Amyl ethyl ether	10.96	87	9407	4.77	ug/L		92
66) 2-nitropropane	11.57	41	2279	4.35	ug/L		95
67) 2-chloroethyl vinyl ether	11.59	63	11603	21.81	ug/L		96
68) methyl methacrylate	11.07	100	985	3.80	ug/L	#	95
69) 1,2-dichloropropane	11.07	63	7620	4.82	ug/L		99
70) methylcyclohexane	11.03	83	11846	4.75	ug/L		89
71) dibromomethane	11.23	93	3350	4.82	ug/L		95
72) bromodichloromethane	11.36	83	8401	4.74	ug/L		95
73) cis-1,3-dichloropropene	11.81	75	10240	4.76	ug/L		98
75) 4-methyl-2-pentanone	11.90	58	1893	4.20	ug/L		99
76) toluene	12.17	91	26918	4.52	ug/L		96
77) 3-methyl-1-butanol	11.93	70	2302	67.36	ug/L		86
78) trans-1,3-dichloropropene	12.37	75	8942	4.62	ug/L		88
79) ethyl methacrylate	12.36	69	6003	4.37	ug/L		93
80) 1,1,2-trichloroethane	12.57	97	4205	4.67	ug/L		98
81) 2-hexanone	12.75	58	1681	4.15	ug/L		96
83) tetrachloroethene	12.75	166	5841	4.94	ug/L		91
84) 1,3-dichloropropane	12.75	76	8244	4.82	ug/L		99
85) butyl acetate	12.83	56	3253	4.36	ug/L	#	82
86) dibromochloromethane	13.01	129	4783	4.85	ug/L		92
87) 1,2-dibromoethane	13.17	107	3883	4.68	ug/L		92
88) 3,3-Dimethyl-1-Butanol	12.91	57	4350	37.07	ug/L	#	96
89) chlorobenzene	13.62	112	14618	4.58	ug/L		96
90) 1,1,1,2-tetrachloroethane	13.68	131	5128	4.80	ug/L		94
91) ethylbenzene	13.67	91	28164	4.81	ug/L		99
92) m,p-xylene	13.78	106	19707	9.68	ug/L		99
93) o-xylene	14.19	91	22333	4.82	ug/L		98
94) styrene	14.20	104	13586	4.67	ug/L		96

Quantitation Report (QT Reviewed)

Data Path : C:\MSDChem\1\DATA\
Data File : 3C110763.D
Acq On : 17 Jun 2014 8:07 pm
Operator : prashans
Sample : IC4989-5
Misc : MS69200,V3C4989,5.0,,,,1
ALS Vial : 6 Sample Multiplier: 1

Quant Time: Jun 18 15:55:40 2014
Quant Method : C:\MSDCHEM\1\METHODS\M3C4989.M
Quant Title : Method SW846 8260B, ZB624 60m x 0.25mm x 1.4um
QLast Update : Wed Jun 18 08:46:40 2014
Response via : Initial Calibration

Internal Standards	R.T.	QIon	Response	Conc Units	Dev(Min)
96) bromoform	14.46	173	2641	4.51 ug/L	97
98) isopropylbenzene	14.53	105	25493	4.89 ug/L	100
100) bromobenzene	14.93	156	5391	4.94 ug/L	93
101) cyclohexanone	14.69	55	10611	49.48 ug/L	96
102) 1,1,2,2-tetrachloroethane	14.83	83	5353	4.70 ug/L	87
103) trans-1,4-dichloro-2-buten	14.87	53	1401	3.94 ug/L	98
104) 1,2,3-trichloropropane	14.91	110	1307	4.67 ug/L	84
105) n-propylbenzene	14.93	91	28683	4.94 ug/L	100
106) 4-Ethyltoluene	15.03	105	22943	4.93 ug/L	96
107) 2-chlorotoluene	15.08	126	5693	5.05 ug/L	91
108) 4-chlorotoluene	15.18	126	5536	4.84 ug/L	98
109) 1,3,5-trimethylbenzene	15.08	105	21042	4.87 ug/L	98
110) tert-butylbenzene	15.43	119	17269	4.90 ug/L	90
111) pentachloroethane	15.51	167	3272	5.02 ug/L	92
112) 1,2,4-trimethylbenzene	15.47	105	20091	4.76 ug/L	95
113) sec-butylbenzene	15.64	105	26054	4.92 ug/L	97
114) 1,3-dichlorobenzene	15.83	146	10393	4.83 ug/L	97
115) p-isopropyltoluene	15.75	119	20189	4.79 ug/L	99
116) 1,4-dichlorobenzene	15.91	146	10210	4.72 ug/L	99
117) 1,2-dichlorobenzene	16.29	146	9366	4.68 ug/L	97
118) 1,4-Diethylbenzene	16.14	119	11349	4.87 ug/L	98
119) n-butylbenzene	16.16	92	10697	4.81 ug/L	97
120) 1,2,4,5-Tetramethylbenzene	16.92	119	17534	4.82 ug/L	99
121) 1,2-dibromo-3-chloropropan	17.06	157	732	4.19 ug/L	95
122) 1,3,5-Trichlorobenzene	17.25	180	7440	4.77 ug/L	98
123) 1,2,4-trichlorobenzene	17.88	180	5267	4.60 ug/L	96
124) hexachlorobutadiene	17.99	225	4588	4.89 ug/L	96
125) naphthalene	18.16	128	9277	4.01 ug/L	97
126) 1,2,3-trichlorobenzene	18.40	180	4653	4.45 ug/L	98
127) hexachloroethane	16.55	119	3805	4.95 ug/L	98
128) Benzyl chloride	16.02	91	8403	4.31 ug/L	100

(#) = qualifier out of range (m) = manual integration (+) = signals summed

Quantitation Report (QT Reviewed)

Data Path : C:\MSDChem\1\DATA\
Data File : 3C110763.D
Acq On : 17 Jun 2014 8:07 pm
Operator : prashans
Sample : IC4989-5
Misc : MS69200,V3C4989,5.0,,,,1
ALS Vial : 6 Sample Multiplier: 1

Quant Time: Jun 18 15:55:40 2014
Quant Method : C:\MSDCHEM\1\METHODS\M3C4989.M
Quant Title : Method SW846 8260B, ZB624 60m x 0.25mm x 1.4um
QLast Update : Wed Jun 18 08:46:40 2014
Response via : Initial Calibration

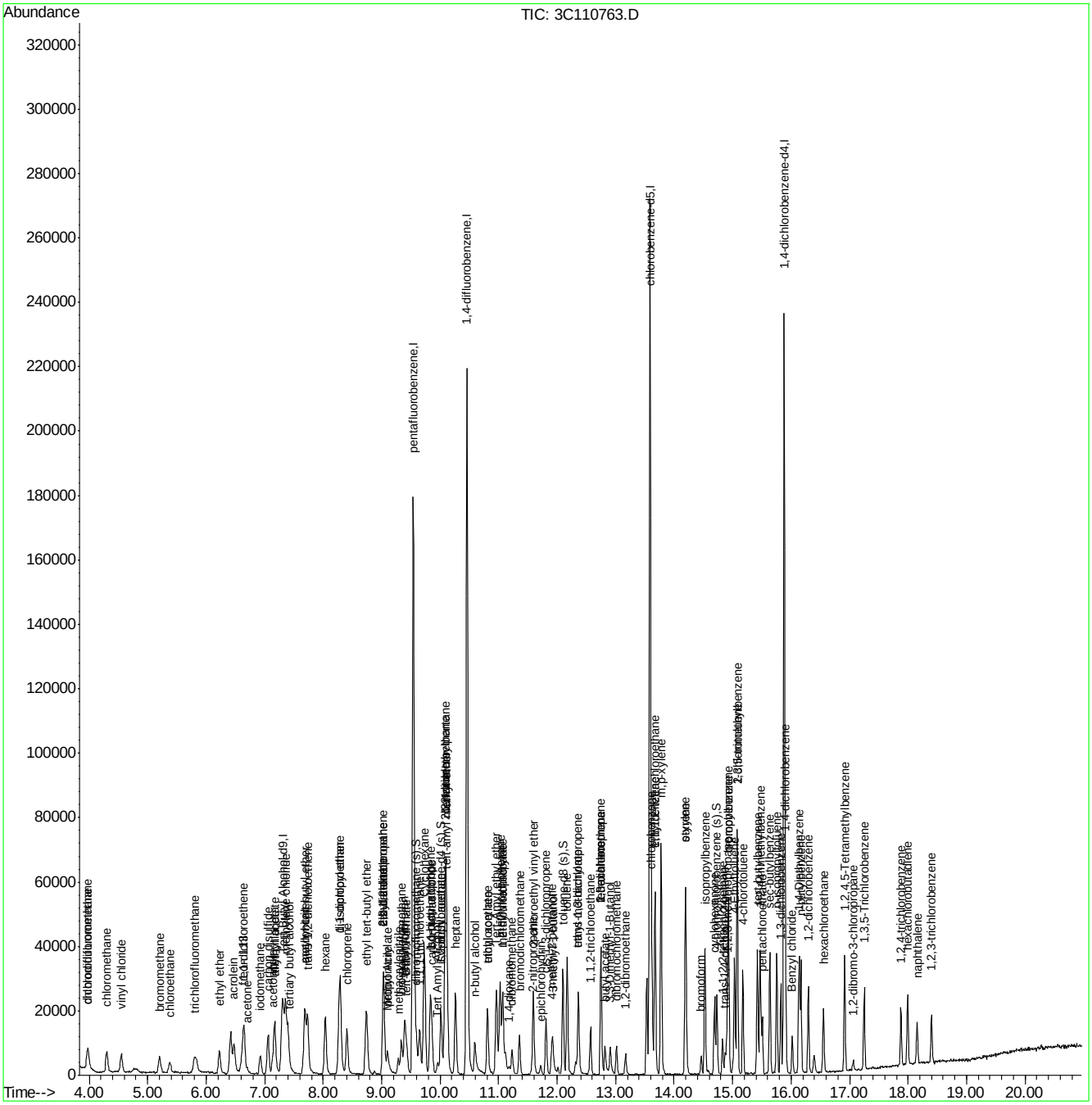

Quantitation Report (QT Reviewed)

Data Path : C:\MSDChem\1\DATA\
Data File : 3C110764.D
Acq On : 17 Jun 2014 8:35 pm
Operator : prashans
Sample : IC4989-10
Misc : MS69200,V3C4989,5.0,,,,1
ALS Vial : 7 Sample Multiplier: 1

Quant Time: Jun 18 15:55:32 2014
Quant Method : C:\MSDCHEM\1\METHODS\M3C4989.M
Quant Title : Method SW846 8260B, ZB624 60m x 0.25mm x 1.4um
QLast Update : Thu May 08 17:19:13 2014
Response via : Initial Calibration

Internal Standards	R.T.	QIon	Response	Conc	Units		Dev(Min)
1) Tert Butyl Alcohol-d9	7.30	65	44536	500.00	ug/L		0.00
5) pentafluorobenzene	9.54	168	121212	50.00	ug/L		0.00
53) 1,4-difluorobenzene	10.46	114	164880	50.00	ug/L		0.00
82) chlorobenzene-d5	13.59	117	120084	50.00	ug/L		0.00
97) 1,4-dichlorobenzene-d4	15.88	152	50000	50.00	ug/L		0.00
System Monitoring Compounds							
44) dibromofluoromethane (s)	9.59	113	12002	6.56	ug/L		0.00
Spiked Amount 50.000	Range 59 - 130		Recovery = 13.12%#				
45) 1,2-dichloroethane-d4 (s)	10.01	65	17404	8.07	ug/L		0.00
Spiked Amount 50.000	Range 65 - 123		Recovery = 16.14%#				
74) toluene-d8 (s)	12.09	98	44698	7.74	ug/L		0.00
Spiked Amount 50.000	Range 80 - 124		Recovery = 15.48%#				
99) 4-bromofluorobenzene (s)	14.73	95	16528	8.64	ug/L		0.00
Spiked Amount 50.000	Range 71 - 132		Recovery = 17.28%#				
Target Compounds							Qvalue
2) 1,4-dioxane	11.17	88	2540	196.25	ug/L	#	75
3) tertiary butyl alcohol	7.42	59	7803	45.16	ug/L		94
6) chlorodifluoromethane	3.97	51	15770	7.40	ug/L		94
7) dichlorodifluoromethane	3.97	85	18230	6.35	ug/L		96
8) chloromethane	4.29	50	22476	6.48	ug/L		98
9) vinyl chloride	4.54	62	18632	5.91	ug/L		97
10) bromomethane	5.20	94	10033	5.99	ug/L		98
11) chloroethane	5.37	64	8957	5.97	ug/L		95
14) trichlorofluoromethane	5.80	101	20445	6.16	ug/L		97
15) ethyl ether	6.22	74	7398	6.93	ug/L		87
16) acrolein	6.47	56	22090	69.01	ug/L		97
17) 1,1-dichloroethene	6.64	61	23392	7.02	ug/L		94
18) acetone	6.70	58	1398	8.81	ug/L		91
19) allyl chloride	7.16	76	7311	6.38	ug/L	#	59
20) acetonitrile	7.12	40	12553	80.27	ug/L		89
21) iodomethane	6.92	142	18504	6.44	ug/L		94
22) iso-butyl alcohol	9.83	41	4669	82.23	ug/L		93
23) carbon disulfide	7.05	76	46224	6.56	ug/L		96
24) methylene chloride	7.35	84	15839	7.68	ug/L		87
25) methyl acetate	7.16	74	1681	7.98	ug/L	#	54
26) methyl tert butyl ether	7.68	73	41353	7.27	ug/L		95
27) trans-1,2-dichloroethene	7.73	61	23862	7.07	ug/L		96
28) di-isopropyl ether	8.27	45	58175	8.15	ug/L	#	71
29) ethyl tert-butyl ether	8.74	59	51502	7.66	ug/L		98
30) 2-butanone	9.02	72	1235	6.96	ug/L	#	6
31) 1,1-dichloroethane	8.29	63	28161	7.19	ug/L		97
32) chloroprene	8.40	53	24167	7.44	ug/L		95
33) acrylonitrile	7.68	53	21214	41.51	ug/L		98
34) vinyl acetate	8.29	86	1636	6.03	ug/L		93
35) ethyl acetate	9.02	45	1712	8.40	ug/L	#	1
36) 2,2-dichloropropane	9.03	77	23730	6.73	ug/L		98
37) cis-1,2-dichloroethene	9.03	61	28192	7.51	ug/L		96
38) propionitrile	9.09	54	16718	85.40	ug/L		74

ACCUTEST LABORATORIES JB70128

Quantitation Report (QT Reviewed)

Data Path : C:\MSDChem\1\DATA\
Data File : 3C110764.D
Acq On : 17 Jun 2014 8:35 pm
Operator : prashans
Sample : IC4989-10
Misc : MS69200,V3C4989,5.0,,,,1
ALS Vial : 7 Sample Multiplier: 1

Quant Time: Jun 18 15:55:32 2014
Quant Method : C:\MSDCHEM\1\METHODS\M3C4989.M
Quant Title : Method SW846 8260B, ZB624 60m x 0.25mm x 1.4um
QLast Update : Thu May 08 17:19:13 2014
Response via : Initial Calibration

Internal Standards	R.T.	QIon	Response	Conc	Units		Dev(Min)
39) Methyl Acrylate	9.11	85	1152	7.22	ug/L	#	38
40) bromochloromethane	9.34	128	5709	7.08	ug/L		89
41) tetrahydrofuran	9.38	72	1388	6.98	ug/L	#	65
42) chloroform	9.39	83	25129	7.01	ug/L		97
43) tert-Butyl Formate	9.42	59	10525	6.19	ug/L	#	84
46) freon 113	6.62	151	8686	6.85	ug/L		98
47) methacrylonitrile	9.28	41	7505	8.24	ug/L		86
48) 1,1,1-trichloroethane	9.65	97	21853	6.80	ug/L		95
49) Cyclohexane	9.72	84	21839	6.29	ug/L		78
50) Tert Amyl Alcohol	9.96	73	3461	33.32	ug/L	#	86
51) 2,2,4-trimethylpentane	10.09	57	67367	7.41	ug/L		93
52) tert-amyl methyl ether	10.12	73	43037	7.01	ug/L		95
54) epichlorohydrin	11.71	57	5743	45.05	ug/L		99
55) n-butyl alcohol	10.59	56	16075	405.26	ug/L		89
56) carbon tetrachloride	9.86	117	18273	8.09	ug/L		99
57) 1,1-dichloropropene	9.82	75	20080	8.21	ug/L		94
58) hexane	8.03	57	22882	9.83	ug/L		93
59) benzene	10.09	78	58474	8.19	ug/L		97
60) heptane	10.26	57	13591	8.78	ug/L		93
61) isopropyl acetate	10.01	87	2131	7.83	ug/L	#	40
62) 1,2-dichloroethane	10.10	62	19540	9.88	ug/L		97
63) trichloroethene	10.80	95	13350	7.90	ug/L		100
64) ethyl acrylate	10.81	55	13482	8.90	ug/L		99
65) Tert-Amyl ethyl ether	10.96	87	19154	7.78	ug/L	#	88
66) 2-nitropropane	11.57	41	4539	9.53	ug/L		98
67) 2-chloroethyl vinyl ether	11.59	63	25341	34.84	ug/L		100
68) methyl methacrylate	11.07	100	2234	7.48	ug/L	#	78
69) 1,2-dichloropropane	11.06	63	15618	8.72	ug/L		95
70) methylcyclohexane	11.03	83	24913	7.96	ug/L		93
71) dibromomethane	11.23	93	6689	8.63	ug/L		97
72) bromodichloromethane	11.35	83	17515	8.54	ug/L		98
73) cis-1,3-dichloropropene	11.81	75	21345	8.20	ug/L		87
75) 4-methyl-2-pentanone	11.90	58	4250	8.77	ug/L	#	86
76) toluene	12.17	91	54016	7.67	ug/L		99
77) 3-methyl-1-butanol	11.92	70	5265	145.34	ug/L	#	78
78) trans-1,3-dichloropropene	12.36	75	18916	8.62	ug/L		83
79) ethyl methacrylate	12.36	69	13327	7.69	ug/L		86
80) 1,1,2-trichloroethane	12.57	97	8834	8.27	ug/L		97
81) 2-hexanone	12.75	58	4014	9.34	ug/L		93
83) tetrachloroethene	12.75	166	11881	8.52	ug/L		89
84) 1,3-dichloropropane	12.75	76	17019	8.76	ug/L		98
85) butyl acetate	12.82	56	7029	8.82	ug/L		91
86) dibromochloromethane	13.02	129	9734	8.67	ug/L		94
87) 1,2-dibromoethane	13.17	107	8172	8.43	ug/L		98
88) 3,3-Dimethyl-1-Butanol	12.91	57	9810	73.78	ug/L	#	96
89) chlorobenzene	13.62	112	29743	8.13	ug/L		97
90) 1,1,1,2-tetrachloroethane	13.68	131	10543	8.04	ug/L		97
91) ethylbenzene	13.67	91	56955	7.99	ug/L		96
92) m,p-xylene	13.78	106	40264	15.72	ug/L		98
93) o-xylene	14.19	91	46279	8.00	ug/L		97

Quantitation Report (QT Reviewed)

Data Path : C:\MSDChem\1\DATA\
Data File : 3C110764.D
Acq On : 17 Jun 2014 8:35 pm
Operator : prashans
Sample : IC4989-10
Misc : MS69200,V3C4989,5.0,,,,1
ALS Vial : 7 Sample Multiplier: 1

Quant Time: Jun 18 15:55:32 2014
Quant Method : C:\MSDCHEM\1\METHODS\M3C4989.M
Quant Title : Method SW846 8260B, ZB624 60m x 0.25mm x 1.4um
QLast Update : Thu May 08 17:19:13 2014
Response via : Initial Calibration

Internal Standards	R.T.	QIon	Response	Conc	Units	Dev(Min)
94) styrene	14.20	104	29121	7.51	ug/L	96
96) bromoform	14.46	173	5500	8.75	ug/L	92
98) isopropylbenzene	14.53	105	51859	7.92	ug/L	98
100) bromobenzene	14.92	156	11284	8.88	ug/L	97
101) cyclohexanone	14.69	55	21331	102.07	ug/L	97
102) 1,1,2,2-tetrachloroethane	14.83	83	11180	8.81	ug/L	98
103) trans-1,4-dichloro-2-buten	14.87	53	3316	9.54	ug/L	99
104) 1,2,3-trichloropropane	14.90	110	2761	9.12	ug/L	98
105) n-propylbenzene	14.93	91	59286	8.08	ug/L	100
106) 4-Ethyltoluene	15.03	105	46431	7.69	ug/L	100
107) 2-chlorotoluene	15.08	126	11942	8.48	ug/L	97
108) 4-chlorotoluene	15.17	126	11445	8.19	ug/L	99
109) 1,3,5-trimethylbenzene	15.08	105	45592	8.40	ug/L	98
110) tert-butylbenzene	15.43	119	35985	7.83	ug/L	94
111) pentachloroethane	15.51	167	6469	8.00	ug/L	94
112) 1,2,4-trimethylbenzene	15.47	105	41614	8.02	ug/L	98
113) sec-butylbenzene	15.64	105	53985	8.03	ug/L	99
114) 1,3-dichlorobenzene	15.82	146	21115	8.42	ug/L	97
115) p-isopropyltoluene	15.75	119	43331	7.92	ug/L	97
116) 1,4-dichlorobenzene	15.91	146	20704	8.49	ug/L	99
117) 1,2-dichlorobenzene	16.29	146	19605	8.72	ug/L	95
118) 1,4-Diethylbenzene	16.13	119	24509	7.73	ug/L	98
119) n-butylbenzene	16.16	92	22899	8.18	ug/L	99
120) 1,2,4,5-Tetramethylbenzene	16.92	119	37486	7.64	ug/L	100
121) 1,2-dibromo-3-chloropropan	17.06	157	1630	8.50	ug/L	92
122) 1,3,5-Trichlorobenzene	17.25	180	16103	8.80	ug/L	98
123) 1,2,4-trichlorobenzene	17.88	180	11781	8.10	ug/L	99
124) hexachlorobutadiene	17.99	225	9736	9.16	ug/L	97
125) naphthalene	18.16	128	22035	7.85	ug/L	98
126) 1,2,3-trichlorobenzene	18.40	180	10557	8.22	ug/L	93
127) hexachloroethane	16.55	119	7551	7.41	ug/L	96
128) Benzyl chloride	16.02	91	18846	8.05	ug/L	98

(#) = qualifier out of range (m) = manual integration (+) = signals summed

Quantitation Report (QT Reviewed)

Data Path : C:\MSDChem\1\DATA\
Data File : 3C110764.D
Acq On : 17 Jun 2014 8:35 pm
Operator : prashans
Sample : IC4989-10
Misc : MS69200,V3C4989,5.0,,,,1
ALS Vial : 7 Sample Multiplier: 1

Quant Time: Jun 18 15:55:32 2014
Quant Method : C:\MSDCHEM\1\METHODS\M3C4989.M
Quant Title : Method SW846 8260B, ZB624 60m x 0.25mm x 1.4um
QLast Update : Thu May 08 17:19:13 2014
Response via : Initial Calibration

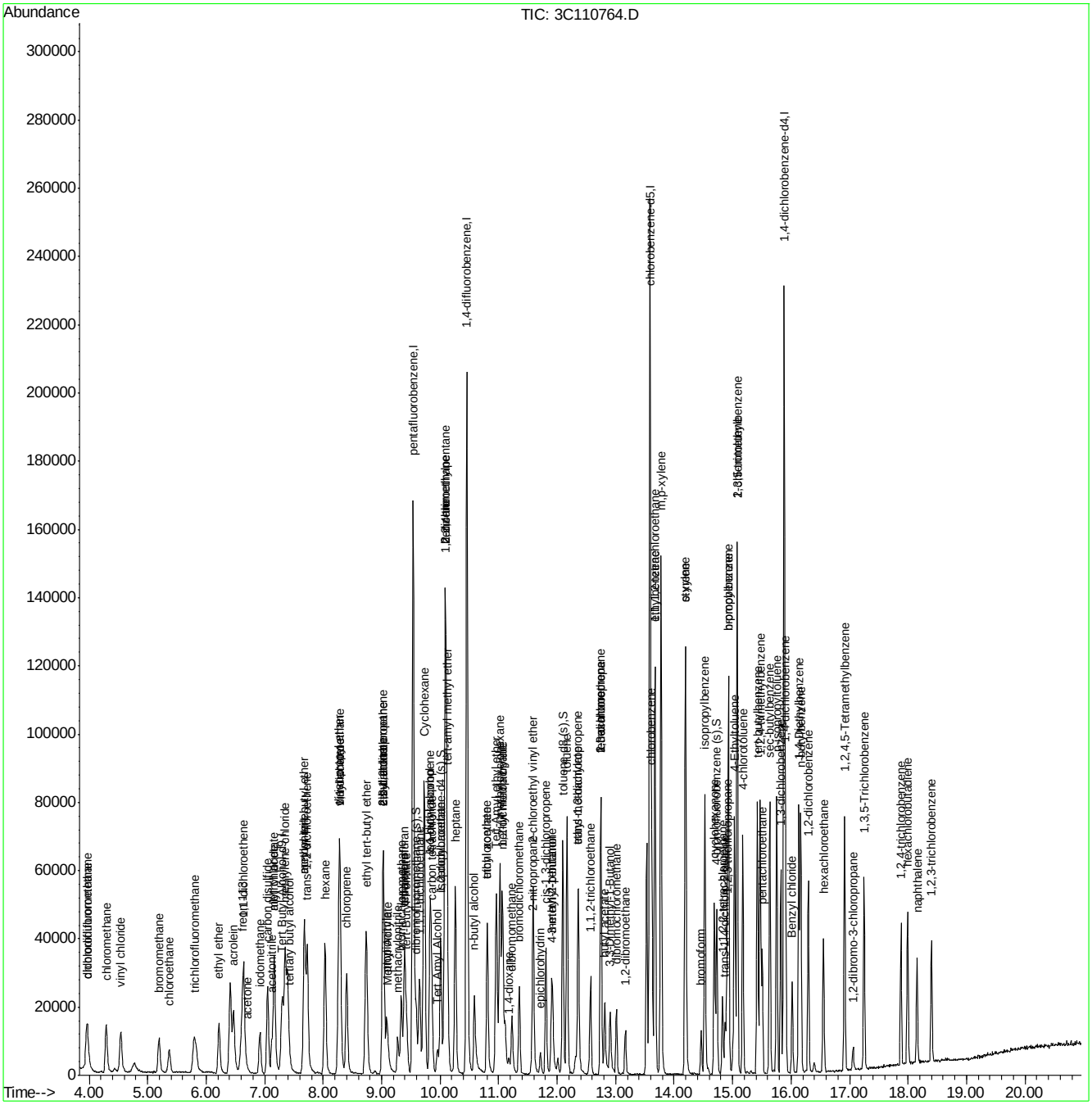

ACCUTEST LABORATORIES JB70128

Quantitation Report (QT Reviewed)

Data Path : C:\MSDChem\1\DATA\
Data File : 3C110765.D
Acq On : 17 Jun 2014 9:03 pm
Operator : prashans
Sample : IC4989-20
Misc : MS69200,V3C4989,5.0,,,,1
ALS Vial : 8 Sample Multiplier: 1

Quant Time: Jun 18 15:55:23 2014
Quant Method : C:\MSDCHEM\1\METHODS\M3C4989.M
Quant Title : Method SW846 8260B, ZB624 60m x 0.25mm x 1.4um
QLast Update : Thu May 08 17:19:13 2014
Response via : Initial Calibration

Internal Standards	R.T.	QIon	Response	Conc	Units		Dev(Min)
1) Tert Butyl Alcohol-d9	7.30	65	55046	500.00	ug/L		0.00
5) pentafluorobenzene	9.54	168	134019	50.00	ug/L		0.00
53) 1,4-difluorobenzene	10.46	114	182807	50.00	ug/L		0.00
82) chlorobenzene-d5	13.59	117	135615	50.00	ug/L		0.00
97) 1,4-dichlorobenzene-d4	15.88	152	56313	50.00	ug/L		0.00
System Monitoring Compounds							
44) dibromofluoromethane (s)	9.59	113	57469	28.42	ug/L		0.00
Spiked Amount 50.000	Range 59 - 130		Recovery = 56.84%#				
45) 1,2-dichloroethane-d4 (s)	10.01	65	83136	34.85	ug/L		0.00
Spiked Amount 50.000	Range 65 - 123		Recovery = 69.70%				
74) toluene-d8 (s)	12.09	98	226164	35.33	ug/L		0.00
Spiked Amount 50.000	Range 80 - 124		Recovery = 70.66%#				
99) 4-bromofluorobenzene (s)	14.73	95	81764	37.93	ug/L		0.00
Spiked Amount 50.000	Range 71 - 132		Recovery = 75.86%				
Target Compounds							Qvalue
2) 1,4-dioxane	11.18	88	5753	359.62	ug/L	#	80
3) tertiary butyl alcohol	7.42	59	17318	81.09	ug/L		83
6) chlorodifluoromethane	3.97	51	32468	13.77	ug/L		99
7) dichlorodifluoromethane	3.97	85	37094	11.68	ug/L		98
8) chloromethane	4.30	50	43885	11.45	ug/L		98
9) vinyl chloride	4.55	62	36992	10.61	ug/L		100
10) bromomethane	5.19	94	19143	10.34	ug/L		98
11) chloroethane	5.37	64	17401	10.50	ug/L		94
14) trichlorofluoromethane	5.80	101	39513	10.76	ug/L		98
15) ethyl ether	6.22	74	15966	13.54	ug/L		82
16) acrolein	6.47	56	49791	140.69	ug/L		99
17) 1,1-dichloroethene	6.64	61	48181	13.09	ug/L		96
18) acetone	6.69	58	3578	20.39	ug/L		93
19) allyl chloride	7.17	76	15502	12.23	ug/L		59
20) acetonitrile	7.11	40	25638	211.41	ug/L		94
21) iodomethane	6.92	142	38298	12.05	ug/L		96
22) iso-butyl alcohol	9.82	41	10546	167.99	ug/L		95
23) carbon disulfide	7.05	76	94586	12.14	ug/L		95
24) methylene chloride	7.35	84	30876	13.54	ug/L		85
25) methyl acetate	7.15	74	3704	15.90	ug/L	#	57
26) methyl tert butyl ether	7.68	73	87292	13.88	ug/L		97
27) trans-1,2-dichloroethene	7.73	61	50088	13.41	ug/L		91
28) di-isopropyl ether	8.27	45	123449	15.64	ug/L		89
29) ethyl tert-butyl ether	8.74	59	109176	14.69	ug/L		95
30) 2-butanone	8.99	72	3291	16.76	ug/L		48
31) 1,1-dichloroethane	8.29	63	58837	13.59	ug/L		99
32) chloroprene	8.40	53	50696	14.12	ug/L		93
33) acrylonitrile	7.67	53	49442	87.50	ug/L		99
34) vinyl acetate	8.28	86	4144	13.82	ug/L		52
35) ethyl acetate	9.01	45	3749	16.65	ug/L		46
36) 2,2-dichloropropane	9.02	77	49626	12.73	ug/L		98
37) cis-1,2-dichloroethene	9.02	61	59312	14.29	ug/L		91
38) propionitrile	9.08	54	37640	173.90	ug/L		78

Quantitation Report (QT Reviewed)

Data Path : C:\MSDChem\1\DATA\
Data File : 3C110765.D
Acq On : 17 Jun 2014 9:03 pm
Operator : prashans
Sample : IC4989-20
Misc : MS69200,V3C4989,5.0,,,,1
ALS Vial : 8 Sample Multiplier: 1

Quant Time: Jun 18 15:55:23 2014
Quant Method : C:\MSDCHEM\1\METHODS\M3C4989.M
Quant Title : Method SW846 8260B, ZB624 60m x 0.25mm x 1.4um
QLast Update : Thu May 08 17:19:13 2014
Response via : Initial Calibration

Internal Standards	R.T.	QIon	Response	Conc	Units		Dev(Min)
39) Methyl Acrylate	9.09	85	2988	14.42	ug/L		66
40) bromochloromethane	9.33	128	11911	13.35	ug/L	#	82
41) tetrahydrofuran	9.38	72	3271	14.88	ug/L	#	75
42) chloroform	9.39	83	51851	13.09	ug/L		97
43) tert-Butyl Formate	9.42	59	24659	13.11	ug/L	#	83
46) freon 113	6.61	151	17248	12.30	ug/L		96
47) methacrylonitrile	9.27	41	17143	17.03	ug/L		86
48) 1,1,1-trichloroethane	9.65	97	44795	12.61	ug/L		92
49) Cyclohexane	9.72	84	43881	11.43	ug/L	#	73
50) Tert Amyl Alcohol	9.94	73	7675	66.83	ug/L	#	61
51) 2,2,4-trimethylpentane	10.09	57	136451	13.57	ug/L		94
52) tert-amyl methyl ether	10.12	73	89935	13.25	ug/L		95
54) epichlorohydrin	11.71	57	12544	88.76	ug/L		99
55) n-butyl alcohol	10.58	56	40261	915.47	ug/L		85
56) carbon tetrachloride	9.86	117	37545	15.00	ug/L		99
57) 1,1-dichloropropene	9.83	75	40728	15.01	ug/L		97
58) hexane	8.03	57	46530	18.02	ug/L		93
59) benzene	10.09	78	120582	15.23	ug/L		97
60) heptane	10.26	57	28009	16.32	ug/L		97
61) isopropyl acetate	10.00	87	5106	16.92	ug/L	#	55
62) 1,2-dichloroethane	10.10	62	41734	19.03	ug/L		99
63) trichloroethene	10.80	95	28298	15.10	ug/L		97
64) ethyl acrylate	10.80	55	32803	19.52	ug/L		97
65) Tert-Amyl ethyl ether	10.96	87	40544	14.84	ug/L	#	89
66) 2-nitropropane	11.57	41	10561	20.00	ug/L		98
67) 2-chloroethyl vinyl ether	11.59	63	57191	70.92	ug/L		99
68) methyl methacrylate	11.07	100	5266	15.90	ug/L	#	67
69) 1,2-dichloropropane	11.06	63	33105	16.67	ug/L		97
70) methylcyclohexane	11.02	83	49352	14.22	ug/L		93
71) dibromomethane	11.23	93	14659	17.06	ug/L		95
72) bromodichloromethane	11.35	83	37638	16.56	ug/L		96
73) cis-1,3-dichloropropene	11.81	75	47237	16.36	ug/L		91
75) 4-methyl-2-pentanone	11.89	58	9920	18.47	ug/L	#	85
76) toluene	12.17	91	114451	14.66	ug/L		100
77) 3-methyl-1-butanol	11.92	70	13041	324.70	ug/L	#	79
78) trans-1,3-dichloropropene	12.36	75	41565	17.07	ug/L		84
79) ethyl methacrylate	12.35	69	31389	16.33	ug/L		88
80) 1,1,2-trichloroethane	12.57	97	19264	16.26	ug/L		98
81) 2-hexanone	12.74	58	8636	18.13	ug/L	#	82
83) tetrachloroethene	12.75	166	24562	15.60	ug/L		97
84) 1,3-dichloropropane	12.75	76	37165	16.94	ug/L		97
85) butyl acetate	12.82	56	15885	17.65	ug/L		86
86) dibromochloromethane	13.01	129	21077	16.63	ug/L		97
87) 1,2-dibromoethane	13.17	107	17957	16.40	ug/L		97
88) 3,3-Dimethyl-1-Butanol	12.91	57	23975	159.67	ug/L		96
89) chlorobenzene	13.62	112	62791	15.19	ug/L		98
90) 1,1,1,2-tetrachloroethane	13.68	131	22342	15.08	ug/L		98
91) ethylbenzene	13.67	91	119517	14.85	ug/L		98
92) m,p-xylene	13.78	106	85423	29.52	ug/L		99
93) o-xylene	14.19	91	97673	14.95	ug/L		98

Quantitation Report (QT Reviewed)

Data Path : C:\MSDChem\1\DATA\
Data File : 3C110765.D
Acq On : 17 Jun 2014 9:03 pm
Operator : prashans
Sample : IC4989-20
Misc : MS69200,V3C4989,5.0,,,,1
ALS Vial : 8 Sample Multiplier: 1

Quant Time: Jun 18 15:55:23 2014
Quant Method : C:\MSDCHEM\1\METHODS\M3C4989.M
Quant Title : Method SW846 8260B, ZB624 60m x 0.25mm x 1.4um
QLast Update : Thu May 08 17:19:13 2014
Response via : Initial Calibration

Internal Standards	R.T.	QIon	Response	Conc	Units	Dev(Min)
94) styrene	14.20	104	64235	14.67	ug/L	98
96) bromoform	14.46	173	12445	17.53	ug/L	99
98) isopropylbenzene	14.53	105	108650	14.74	ug/L	97
100) bromobenzene	14.92	156	23603	16.49	ug/L	95
101) cyclohexanone	14.69	55	52404	222.63	ug/L	95
102) 1,1,2,2-tetrachloroethane	14.83	83	24866	17.39	ug/L	97
103) trans-1,4-dichloro-2-buten	14.87	53	7624	19.47	ug/L	87
104) 1,2,3-trichloropropane	14.90	110	6065	17.80	ug/L	92
105) n-propylbenzene	14.93	91	125244	15.16	ug/L	99
106) 4-Ethyltoluene	15.03	105	101209	14.88	ug/L	99
107) 2-chlorotoluene	15.08	126	24450	15.42	ug/L	97
108) 4-chlorotoluene	15.17	126	23870	15.17	ug/L	95
109) 1,3,5-trimethylbenzene	15.08	105	90511	14.81	ug/L	99
110) tert-butylbenzene	15.43	119	74874	14.47	ug/L	98
111) pentachloroethane	15.51	167	14182	15.57	ug/L	96
112) 1,2,4-trimethylbenzene	15.47	105	88292	15.11	ug/L	97
113) sec-butylbenzene	15.64	105	114012	15.07	ug/L	100
114) 1,3-dichlorobenzene	15.83	146	44684	15.83	ug/L	97
115) p-isopropyltoluene	15.75	119	90364	14.66	ug/L	99
116) 1,4-dichlorobenzene	15.91	146	43538	15.85	ug/L	98
117) 1,2-dichlorobenzene	16.29	146	40906	16.15	ug/L	99
118) 1,4-Diethylbenzene	16.13	119	51415	14.40	ug/L	98
119) n-butylbenzene	16.17	92	48132	15.26	ug/L	98
120) 1,2,4,5-Tetramethylbenzene	16.92	119	79496	14.39	ug/L	99
121) 1,2-dibromo-3-chloropropan	17.06	157	3519	16.29	ug/L	87
122) 1,3,5-Trichlorobenzene	17.25	180	33855	16.43	ug/L	99
123) 1,2,4-trichlorobenzene	17.88	180	25427	15.52	ug/L	99
124) hexachlorobutadiene	17.99	225	19373	16.18	ug/L	93
125) naphthalene	18.15	128	51509	16.30	ug/L	97
126) 1,2,3-trichlorobenzene	18.40	180	23722	16.41	ug/L	99
127) hexachloroethane	16.56	119	16320	14.21	ug/L	97
128) Benzyl chloride	16.02	91	41277	15.66	ug/L	98

(#) = qualifier out of range (m) = manual integration (+) = signals summed

Quantitation Report (QT Reviewed)

Data Path : C:\MSDChem\1\DATA\
Data File : 3C110765.D
Acq On : 17 Jun 2014 9:03 pm
Operator : prashans
Sample : IC4989-20
Misc : MS69200,V3C4989,5.0,,,,1
ALS Vial : 8 Sample Multiplier: 1

Quant Time: Jun 18 15:55:23 2014
Quant Method : C:\MSDCHEM\1\METHODS\M3C4989.M
Quant Title : Method SW846 8260B, ZB624 60m x 0.25mm x 1.4um
QLast Update : Thu May 08 17:19:13 2014
Response via : Initial Calibration

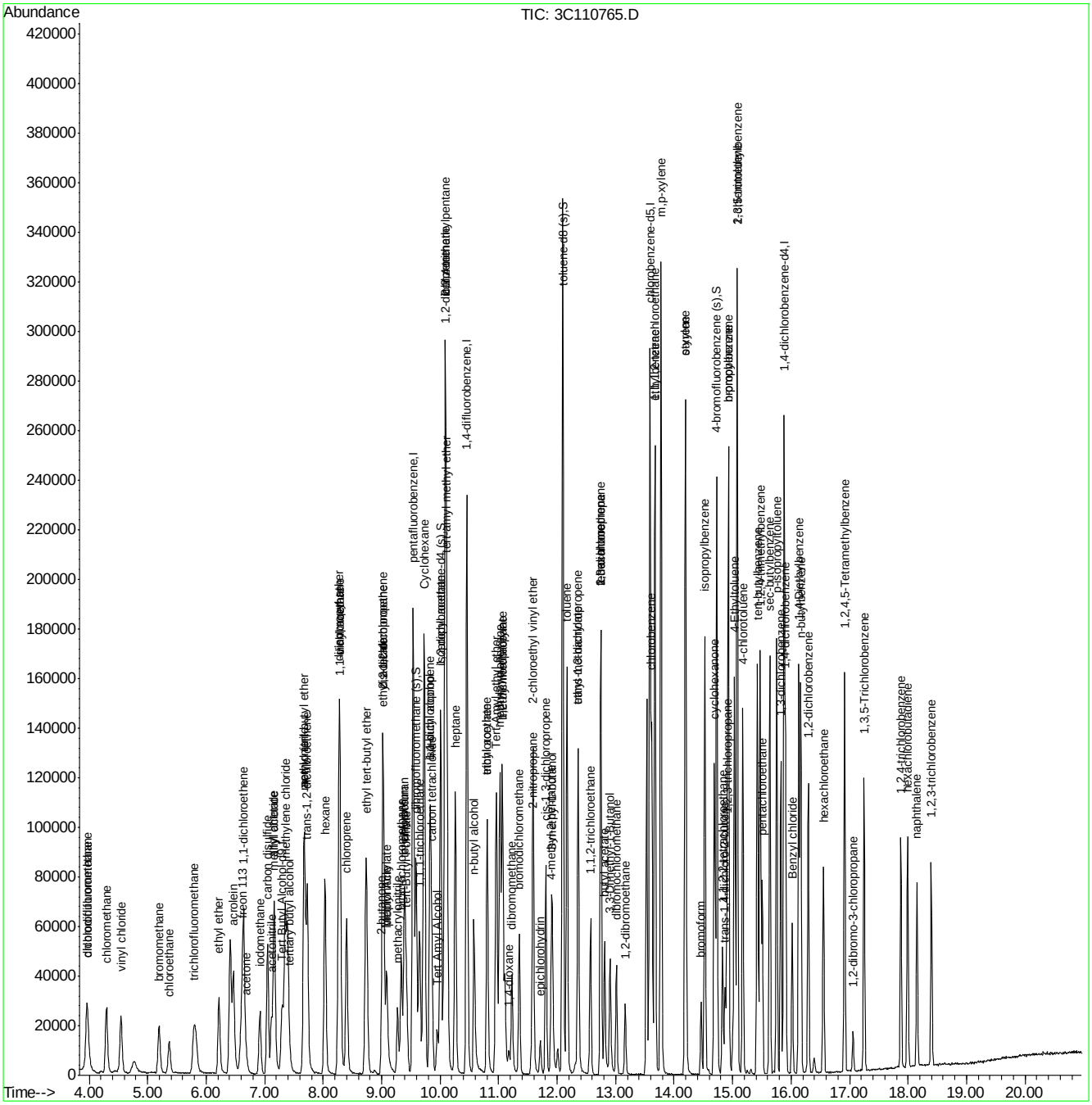

Quantitation Report (QT Reviewed)

Data Path : C:\MSDChem\1\DATA\
Data File : 3C110766.D
Acq On : 17 Jun 2014 9:31 pm
Operator : prashans
Sample : ICC4989-50
Misc : MS69200,V3C4989,5.0,,,,1
ALS Vial : 9 Sample Multiplier: 1

Quant Time: Jun 18 15:55:15 2014
Quant Method : C:\MSDCHEM\1\METHODS\M3C4989.M
Quant Title : Method SW846 8260B, ZB624 60m x 0.25mm x 1.4um
QLast Update : Thu May 08 17:19:13 2014
Response via : Initial Calibration

Internal Standards	R.T.	QIon	Response	Conc	Units	Dev(Min)
1) Tert Butyl Alcohol-d9	7.31	65	57569	500.00	ug/L	0.00
5) pentafluorobenzene	9.54	168	126941	50.00	ug/L	0.00
53) 1,4-difluorobenzene	10.46	114	173847	50.00	ug/L	0.00
82) chlorobenzene-d5	13.59	117	128956	50.00	ug/L	0.00
97) 1,4-dichlorobenzene-d4	15.88	152	54907	50.00	ug/L	0.00
System Monitoring Compounds						
44) dibromofluoromethane (s)	9.59	113	57851	30.20	ug/L	0.00
Spiked Amount 50.000	Range 59 - 130		Recovery = 60.40%			
45) 1,2-dichloroethane-d4 (s)	10.01	65	84786	37.53	ug/L	0.00
Spiked Amount 50.000	Range 65 - 123		Recovery = 75.06%			
74) toluene-d8 (s)	12.09	98	222932	36.62	ug/L	0.00
Spiked Amount 50.000	Range 80 - 124		Recovery = 73.24%#			
99) 4-bromofluorobenzene (s)	14.73	95	84577	40.24	ug/L	0.00
Spiked Amount 50.000	Range 71 - 132		Recovery = 80.48%			
Target Compounds						Qvalue
2) 1,4-dioxane	11.17	88	15430	922.27	ug/L #	78
3) tertiary butyl alcohol	7.42	59	46566	208.49	ug/L	89
6) chlorodifluoromethane	3.98	51	79463	35.58	ug/L	98
7) dichlorodifluoromethane	3.98	85	88064	29.29	ug/L	99
8) chloromethane	4.31	50	105659	29.11	ug/L	98
9) vinyl chloride	4.56	62	87464	26.48	ug/L	98
10) bromomethane	5.20	94	43895	25.02	ug/L	97
11) chloroethane	5.37	64	40896	26.04	ug/L	96
14) trichlorofluoromethane	5.81	101	93487	26.89	ug/L	99
15) ethyl ether	6.23	74	40619	36.36	ug/L	84
16) acrolein	6.47	56	131464	392.19	ug/L	99
17) 1,1-dichloroethene	6.64	61	116418	33.38	ug/L	94
18) acetone	6.69	58	9993	60.12	ug/L #	83
19) allyl chloride	7.17	76	37459	31.19	ug/L #	56
20) acetonitrile	7.11	40	65729	699.39	ug/L	99
21) iodomethane	6.93	142	92617	30.77	ug/L	94
22) iso-butyl alcohol	9.82	41	28993	487.60	ug/L	93
23) carbon disulfide	7.06	76	225748	30.58	ug/L	95
24) methylene chloride	7.35	84	72651	33.62	ug/L	84
25) methyl acetate	7.15	74	10250	46.47	ug/L #	55
26) methyl tert butyl ether	7.68	73	223210	37.46	ug/L	94
27) trans-1,2-dichloroethene	7.73	61	121781	34.43	ug/L	90
28) di-isopropyl ether	8.28	45	317263	42.43	ug/L	95
29) ethyl tert-butyl ether	8.74	59	282667	40.16	ug/L	96
30) 2-butanone	8.99	72	8987	48.33	ug/L	60
31) 1,1-dichloroethane	8.29	63	144549	35.24	ug/L	99
32) chloroprene	8.40	53	129638	38.12	ug/L	92
33) acrylonitrile	7.67	53	125188	233.90	ug/L	97
34) vinyl acetate	8.28	86	10686	37.63	ug/L	38
35) ethyl acetate	9.01	45	10734	50.32	ug/L	75
36) 2,2-dichloropropane	9.03	77	118118	31.99	ug/L	99
37) cis-1,2-dichloroethene	9.02	61	146165	37.18	ug/L	90
38) propionitrile	9.08	54	98261	479.30	ug/L	90

Quantitation Report (QT Reviewed)

Data Path : C:\MSDChem\1\DATA\
Data File : 3C110766.D
Acq On : 17 Jun 2014 9:31 pm
Operator : prashans
Sample : ICC4989-50
Misc : MS69200,V3C4989,5.0,,,,1
ALS Vial : 9 Sample Multiplier: 1

Quant Time: Jun 18 15:55:15 2014
Quant Method : C:\MSDCHEM\1\METHODS\M3C4989.M
Quant Title : Method SW846 8260B, ZB624 60m x 0.25mm x 1.4um
QLast Update : Thu May 08 17:19:13 2014
Response via : Initial Calibration

Internal Standards	R.T.	QIon	Response	Conc	Units		Dev(Min)
39) Methyl Acrylate	9.09	85	8601	39.98	ug/L		82
40) bromochloromethane	9.34	128	29515	34.94	ug/L	#	83
41) tetrahydrofuran	9.38	72	8704	41.80	ug/L	#	78
42) chloroform	9.39	83	125145	33.35	ug/L		97
43) tert-Butyl Formate	9.42	59	66455	37.31	ug/L		96
46) freon 113	6.62	151	42902	32.30	ug/L		89
47) methacrylonitrile	9.27	41	46174	48.41	ug/L		87
48) 1,1,1-trichloroethane	9.65	97	107057	31.81	ug/L		97
49) Cyclohexane	9.72	84	104590	28.77	ug/L	#	75
50) Tert Amyl Alcohol	9.95	73	20560	189.01	ug/L	#	88
51) 2,2,4-trimethylpentane	10.09	57	330257	34.69	ug/L		93
52) tert-amyl methyl ether	10.12	73	233138	36.26	ug/L		95
54) epichlorohydrin	11.71	57	33350	248.13	ug/L		98
55) n-butyl alcohol	10.58	56	114451	2736.56	ug/L		84
56) carbon tetrachloride	9.85	117	90002	37.80	ug/L		98
57) 1,1-dichloropropene	9.82	75	98081	38.02	ug/L		98
58) hexane	8.03	57	115125	46.90	ug/L		93
59) benzene	10.09	78	285590	37.93	ug/L		97
60) heptane	10.26	57	68056	41.69	ug/L		96
61) isopropyl acetate	10.01	87	13942	48.60	ug/L	#	57
62) 1,2-dichloroethane	10.10	62	103441	49.59	ug/L		98
63) trichloroethene	10.80	95	68268	38.30	ug/L		98
64) ethyl acrylate	10.80	55	87075	54.50	ug/L		95
65) Tert-Amyl ethyl ether	10.96	87	105082	40.46	ug/L		92
66) 2-nitropropane	11.57	41	27613	54.99	ug/L		99
67) 2-chloroethyl vinyl ether	11.59	63	150415	196.14	ug/L		98
68) methyl methacrylate	11.07	100	14176	45.02	ug/L	#	70
69) 1,2-dichloropropane	11.06	63	80466	42.61	ug/L		96
70) methylcyclohexane	11.02	83	121031	36.68	ug/L		92
71) dibromomethane	11.23	93	36766	44.99	ug/L		97
72) bromodichloromethane	11.35	83	93954	43.46	ug/L		99
73) cis-1,3-dichloropropene	11.81	75	115982	42.25	ug/L		89
75) 4-methyl-2-pentanone	11.89	58	26121	51.14	ug/L	#	80
76) toluene	12.17	91	271539	36.58	ug/L		99
77) 3-methyl-1-butanol	11.91	70	37814	990.04	ug/L		84
78) trans-1,3-dichloropropene	12.36	75	103786	44.83	ug/L		87
79) ethyl methacrylate	12.35	69	82728	45.26	ug/L		84
80) 1,1,2-trichloroethane	12.57	97	47187	41.88	ug/L		98
81) 2-hexanone	12.74	58	23869	52.69	ug/L		87
83) tetrachloroethene	12.75	166	61673	41.20	ug/L		99
84) 1,3-dichloropropane	12.75	76	91417	43.83	ug/L		98
85) butyl acetate	12.82	56	42586	49.75	ug/L		85
86) dibromochloromethane	13.02	129	54350	45.10	ug/L		100
87) 1,2-dibromoethane	13.17	107	45641	43.84	ug/L		97
88) 3,3-Dimethyl-1-Butanol	12.91	57	70429	493.27	ug/L		97
89) chlorobenzene	13.62	112	151638	38.57	ug/L		95
90) 1,1,1,2-tetrachloroethane	13.68	131	55929	39.71	ug/L		97
91) ethylbenzene	13.67	91	284615	37.18	ug/L		98
92) m,p-xylene	13.78	106	203359	73.91	ug/L		96
93) o-xylene	14.19	91	235282	37.87	ug/L		100

Quantitation Report (QT Reviewed)

Data Path : C:\MSDChem\1\DATA\
Data File : 3C110766.D
Acq On : 17 Jun 2014 9:31 pm
Operator : prashans
Sample : ICC4989-50
Misc : MS69200,V3C4989,5.0,,,,1
ALS Vial : 9 Sample Multiplier: 1

Quant Time: Jun 18 15:55:15 2014
Quant Method : C:\MSDCHEM\1\METHODS\M3C4989.M
Quant Title : Method SW846 8260B, ZB624 60m x 0.25mm x 1.4um
QLast Update : Thu May 08 17:19:13 2014
Response via : Initial Calibration

Internal Standards	R.T.	QIon	Response	Conc	Units	Dev(Min)
94) styrene	14.20	104	162718	39.08	ug/L	97
96) bromoform	14.46	173	32847	48.67	ug/L	98
98) isopropylbenzene	14.53	105	262766	36.56	ug/L	98
100) bromobenzene	14.92	156	58713	42.06	ug/L	97
101) cyclohexanone	14.69	55	151319	659.33	ug/L	95
102) 1,1,2,2-tetrachloroethane	14.83	83	63478	45.54	ug/L	98
103) trans-1,4-dichloro-2-buten	14.87	53	20925	54.81	ug/L	91
104) 1,2,3-trichloropropane	14.90	110	15657	47.12	ug/L	99
105) n-propylbenzene	14.93	91	303546	37.67	ug/L	99
106) 4-Ethyltoluene	15.03	105	245224	36.99	ug/L	98
107) 2-chlorotoluene	15.08	126	58708	37.96	ug/L	98
108) 4-chlorotoluene	15.17	126	59631	38.87	ug/L	99
109) 1,3,5-trimethylbenzene	15.08	105	227001	38.10	ug/L	100
110) tert-butylbenzene	15.43	119	183824	36.43	ug/L	95
111) pentachloroethane	15.51	167	33161	37.33	ug/L	94
112) 1,2,4-trimethylbenzene	15.47	105	220698	38.74	ug/L	99
113) sec-butylbenzene	15.64	105	275246	37.30	ug/L	98
114) 1,3-dichlorobenzene	15.82	146	110298	40.06	ug/L	99
115) p-isopropyltoluene	15.75	119	223391	37.16	ug/L	98
116) 1,4-dichlorobenzene	15.91	146	109081	40.73	ug/L	99
117) 1,2-dichlorobenzene	16.29	146	105156	42.57	ug/L	99
118) 1,4-Diethylbenzene	16.13	119	130904	37.59	ug/L	97
119) n-butylbenzene	16.16	92	121061	39.36	ug/L	99
120) 1,2,4,5-Tetramethylbenzene	16.92	119	209881	38.96	ug/L	100
121) 1,2-dibromo-3-chloropropan	17.06	157	9861	46.81	ug/L	88
122) 1,3,5-Trichlorobenzene	17.25	180	86933	43.26	ug/L	100
123) 1,2,4-trichlorobenzene	17.88	180	70049	43.84	ug/L	99
124) hexachlorobutadiene	17.99	225	48965	41.93	ug/L	100
125) naphthalene	18.15	128	145601	47.25	ug/L	99
126) 1,2,3-trichlorobenzene	18.40	180	63298	44.91	ug/L	99
127) hexachloroethane	16.55	119	41400	36.98	ug/L	96
128) Benzyl chloride	16.02	91	113546	44.18	ug/L	98

(#) = qualifier out of range (m) = manual integration (+) = signals summed

Quantitation Report (QT Reviewed)

Data Path : C:\MSDChem\1\DATA\
Data File : 3C110766.D
Acq On : 17 Jun 2014 9:31 pm
Operator : prashans
Sample : ICC4989-50
Misc : MS69200,V3C4989,5.0,,,,1
ALS Vial : 9 Sample Multiplier: 1

Quant Time: Jun 18 15:55:15 2014
Quant Method : C:\MSDCHEM\1\METHODS\M3C4989.M
Quant Title : Method SW846 8260B, ZB624 60m x 0.25mm x 1.4um
QLast Update : Thu May 08 17:19:13 2014
Response via : Initial Calibration

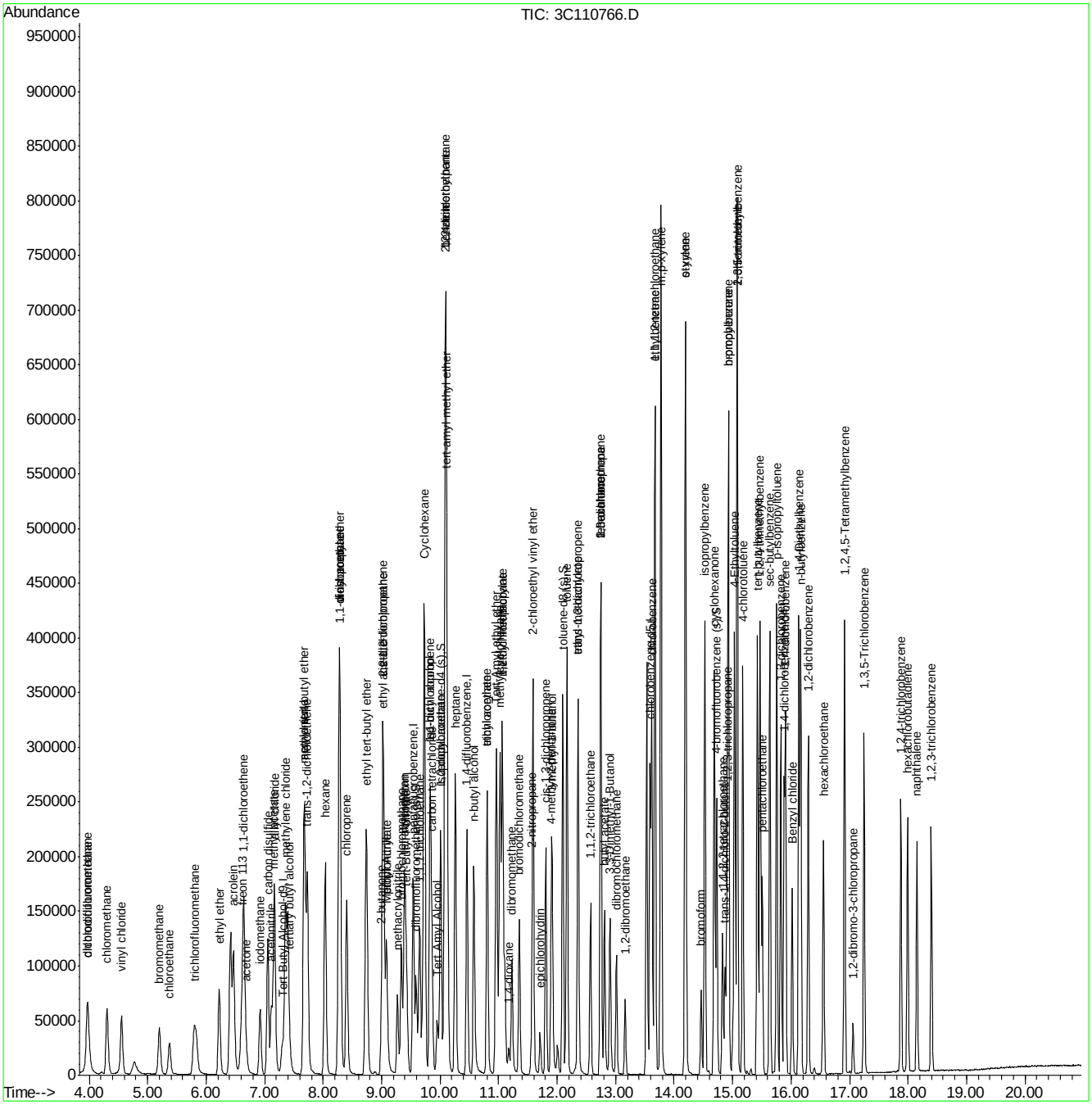

ACCUTEST LABORATORIES JB70128

Quantitation Report (QT Reviewed)

Data Path : C:\MSDChem\1\DATA\
Data File : 3C110767.D
Acq On : 17 Jun 2014 9:59 pm
Operator : prashans
Sample : IC4989-100
Misc : MS69200,V3C4989,5.0,,,,1
ALS Vial : 10 Sample Multiplier: 1

Quant Time: Jun 18 15:55:04 2014
Quant Method : C:\MSDCHEM\1\METHODS\M3C4989.M
Quant Title : Method SW846 8260B, ZB624 60m x 0.25mm x 1.4um
QLast Update : Thu May 08 17:19:13 2014
Response via : Initial Calibration

Internal Standards	R.T.	QIon	Response	Conc	Units		Dev(Min)
1) Tert Butyl Alcohol-d9	7.31	65	59938	500.00	ug/L		0.00
5) pentafluorobenzene	9.54	168	136584	50.00	ug/L		0.00
53) 1,4-difluorobenzene	10.46	114	188493	50.00	ug/L		0.00
82) chlorobenzene-d5	13.59	117	137251	50.00	ug/L		0.00
97) 1,4-dichlorobenzene-d4	15.88	152	60232	50.00	ug/L		0.00
System Monitoring Compounds							
44) dibromofluoromethane (s)	9.59	113	114658	55.63	ug/L		0.00
Spiked Amount 50.000	Range 59 - 130		Recovery = 111.26%				
45) 1,2-dichloroethane-d4 (s)	10.01	65	164380	67.62	ug/L		0.00
Spiked Amount 50.000	Range 65 - 123		Recovery = 135.24%#				
74) toluene-d8 (s)	12.09	98	439733	66.62	ug/L		0.00
Spiked Amount 50.000	Range 80 - 124		Recovery = 133.24%#				
99) 4-bromofluorobenzene (s)	14.73	95	167144	72.49	ug/L		0.00
Spiked Amount 50.000	Range 71 - 132		Recovery = 144.98%#				
Target Compounds							Qvalue
2) 1,4-dioxane	11.17	88	29887	1715.77	ug/L		92
3) tertiary butyl alcohol	7.42	59	87962	378.26	ug/L		93
6) chlorodifluoromethane	3.98	51	161888	67.37	ug/L		99
7) dichlorodifluoromethane	3.97	85	178651	55.22	ug/L		99
8) chloromethane	4.31	50	218830	56.03	ug/L		99
9) vinyl chloride	4.56	62	180167	50.69	ug/L		99
10) bromomethane	5.20	94	85267	45.18	ug/L		100
11) chloroethane	5.37	64	82135	48.61	ug/L		95
14) trichlorofluoromethane	5.81	101	186938	49.97	ug/L		99
15) ethyl ether	6.22	74	80300	66.80	ug/L		81
16) acrolein	6.48	56	4724	13.10	ug/L		97
17) 1,1-dichloroethene	6.64	61	235436	62.74	ug/L		95
18) acetone	6.69	58	16323	91.28	ug/L		87
19) allyl chloride	7.17	76	76311	59.05	ug/L		64
20) acetonitrile	7.11	40	132773	1378.40	ug/L		98
21) iodomethane	6.92	142	189085	58.38	ug/L		94
22) iso-butyl alcohol	9.82	41	57046	891.65	ug/L		91
23) carbon disulfide	7.05	76	460812	58.02	ug/L		94
24) methylene chloride	7.35	84	145439	62.56	ug/L		83
25) methyl acetate	7.15	74	19827	83.54	ug/L	#	59
26) methyl tert butyl ether	7.68	73	440992	68.79	ug/L		95
27) trans-1,2-dichloroethene	7.73	61	245397	64.49	ug/L		91
28) di-isopropyl ether	8.28	45	622932	77.42	ug/L		94
29) ethyl tert-butyl ether	8.74	59	558632	73.76	ug/L		96
30) 2-butanone	8.99	72	16355	81.74	ug/L		53
31) 1,1-dichloroethane	8.29	63	289035	65.49	ug/L		100
32) chloroprene	8.40	53	261674	71.51	ug/L		92
33) acrylonitrile	7.67	53	239908	416.60	ug/L		98
34) vinyl acetate	8.28	86	21737	71.13	ug/L		46
35) ethyl acetate	9.01	45	20428	89.00	ug/L		55
36) 2,2-dichloropropane	9.03	77	242278	60.98	ug/L		98
37) cis-1,2-dichloroethene	9.02	61	291884	69.01	ug/L		92
38) propionitrile	9.08	54	188222	853.29	ug/L		98

Quantitation Report (QT Reviewed)

Data Path : C:\MSDChem\1\DATA\
Data File : 3C110767.D
Acq On : 17 Jun 2014 9:59 pm
Operator : prashans
Sample : IC4989-100
Misc : MS69200,V3C4989,5.0,,,,1
ALS Vial : 10 Sample Multiplier: 1

Quant Time: Jun 18 15:55:04 2014
Quant Method : C:\MSDCHEM\1\METHODS\M3C4989.M
Quant Title : Method SW846 8260B, ZB624 60m x 0.25mm x 1.4um
QLast Update : Thu May 08 17:19:13 2014
Response via : Initial Calibration

Internal Standards	R.T.	QIon	Response	Conc	Units		Dev(Min)
39) Methyl Acrylate	9.09	85	16742	70.81	ug/L		84
40) bromochloromethane	9.34	128	58831	64.72	ug/L	#	82
41) tetrahydrofuran	9.37	72	16871	75.31	ug/L	#	80
42) chloroform	9.39	83	252120	62.45	ug/L		96
43) tert-Butyl Formate	9.42	59	129648	67.64	ug/L		98
46) freon 113	6.62	151	85946	60.15	ug/L		96
47) methacrylonitrile	9.26	41	92148	89.80	ug/L		86
48) 1,1,1-trichloroethane	9.65	97	221803	61.26	ug/L		96
49) Cyclohexane	9.72	84	210217	53.74	ug/L	#	73
50) Tert Amyl Alcohol	9.95	73	38913	332.47	ug/L	#	62
51) 2,2,4-trimethylpentane	10.09	57	663005	64.72	ug/L		93
52) tert-amyl methyl ether	10.12	73	451511	65.26	ug/L		95
54) epichlorohydrin	11.71	57	65878	452.07	ug/L		99
55) n-butyl alcohol	10.57	56	217276	4791.47	ug/L		87
56) carbon tetrachloride	9.85	117	186821	72.37	ug/L		98
57) 1,1-dichloropropene	9.82	75	201497	72.04	ug/L		98
58) hexane	8.03	57	226584	85.13	ug/L		93
59) benzene	10.09	78	565086	69.22	ug/L		96
60) heptane	10.26	57	135269	76.43	ug/L		97
61) isopropyl acetate	10.00	87	25716	82.67	ug/L	#	42
62) 1,2-dichloroethane	10.10	62	205112	90.69	ug/L		97
63) trichloroethene	10.80	95	138641	71.73	ug/L		96
64) ethyl acrylate	10.80	55	169898	98.07	ug/L		95
65) Tert-Amyl ethyl ether	10.96	87	209424	74.36	ug/L	#	90
66) 2-nitropropane	11.56	41	53032	97.40	ug/L		99
67) 2-chloroethyl vinyl ether	11.59	63	291200	350.21	ug/L		99
68) methyl methacrylate	11.06	100	28727	84.14	ug/L	#	66
69) 1,2-dichloropropane	11.06	63	162502	79.36	ug/L		96
70) methylcyclohexane	11.02	83	244556	68.36	ug/L		90
71) dibromomethane	11.23	93	73727	83.22	ug/L		97
72) bromodichloromethane	11.35	83	192682	82.20	ug/L		99
73) cis-1,3-dichloropropene	11.81	75	237228	79.71	ug/L		87
75) 4-methyl-2-pentanone	11.89	58	51617	93.21	ug/L	#	81
76) toluene	12.17	91	545539	67.78	ug/L		98
77) 3-methyl-1-butanol	11.91	70	72069	1740.28	ug/L		84
78) trans-1,3-dichloropropene	12.36	75	208688	83.14	ug/L		87
79) ethyl methacrylate	12.35	69	166166	83.84	ug/L		85
80) 1,1,2-trichloroethane	12.57	97	94134	77.06	ug/L		97
81) 2-hexanone	12.74	58	44657	90.91	ug/L		85
83) tetrachloroethene	12.75	166	118268	74.23	ug/L		99
84) 1,3-dichloropropane	12.75	76	179702	80.95	ug/L		100
85) butyl acetate	12.81	56	83820	92.01	ug/L	#	83
86) dibromochloromethane	13.01	129	111067	86.60	ug/L		99
87) 1,2-dibromoethane	13.17	107	91347	82.44	ug/L		96
88) 3,3-Dimethyl-1-Butanol	12.90	57	134366	884.19	ug/L		97
89) chlorobenzene	13.62	112	304938	72.88	ug/L		95
90) 1,1,1,2-tetrachloroethane	13.68	131	113657	75.81	ug/L		95
91) ethylbenzene	13.67	91	570924	70.08	ug/L		98
92) m,p-xylene	13.78	106	408915	139.64	ug/L		96
93) o-xylene	14.19	91	473691	71.63	ug/L		98

Quantitation Report (QT Reviewed)

Data Path : C:\MSDChem\1\DATA\
Data File : 3C110767.D
Acq On : 17 Jun 2014 9:59 pm
Operator : prashans
Sample : IC4989-100
Misc : MS69200,V3C4989,5.0,,,,1
ALS Vial : 10 Sample Multiplier: 1

Quant Time: Jun 18 15:55:04 2014
Quant Method : C:\MSDCHEM\1\METHODS\M3C4989.M
Quant Title : Method SW846 8260B, ZB624 60m x 0.25mm x 1.4um
QLast Update : Thu May 08 17:19:13 2014
Response via : Initial Calibration

Internal Standards	R.T.	QIon	Response	Conc	Units	Dev(Min)
94) styrene	14.20	104	330819	74.66	ug/L	96
96) bromoform	14.46	173	67003	93.27	ug/L	100
98) isopropylbenzene	14.53	105	533604	67.68	ug/L	98
100) bromobenzene	14.92	156	117935	77.01	ug/L	96
101) cyclohexanone	14.69	55	262065	1040.92	ug/L	93
102) 1,1,2,2-tetrachloroethane	14.83	83	124541	81.44	ug/L	98
103) trans-1,4-dichloro-2-buten	14.87	53	43181	103.11	ug/L	89
104) 1,2,3-trichloropropane	14.90	110	30418	83.44	ug/L	93
105) n-propylbenzene	14.93	91	613032	69.36	ug/L	99
106) 4-Ethyltoluene	15.03	105	488458	67.16	ug/L	100
107) 2-chlorotoluene	15.08	126	119184	70.26	ug/L	96
108) 4-chlorotoluene	15.17	126	122045	72.52	ug/L	96
109) 1,3,5-trimethylbenzene	15.08	105	459467	70.29	ug/L	99
110) tert-butylbenzene	15.43	119	373432	67.46	ug/L	96
111) pentachloroethane	15.51	167	73907	75.84	ug/L	98
112) 1,2,4-trimethylbenzene	15.47	105	448120	71.70	ug/L	100
113) sec-butylbenzene	15.64	105	564320	69.72	ug/L	98
114) 1,3-dichlorobenzene	15.82	146	226669	75.06	ug/L	98
115) p-isopropyltoluene	15.75	119	463694	70.31	ug/L	98
116) 1,4-dichlorobenzene	15.91	146	223422	76.04	ug/L	100
117) 1,2-dichlorobenzene	16.29	146	212563	78.44	ug/L	98
118) 1,4-Diethylbenzene	16.13	119	264613	69.27	ug/L	97
119) n-butylbenzene	16.16	92	252719	74.91	ug/L	99
120) 1,2,4,5-Tetramethylbenzene	16.92	119	421277	71.29	ug/L	100
121) 1,2-dibromo-3-chloropropan	17.06	157	20065	86.83	ug/L	92
122) 1,3,5-Trichlorobenzene	17.25	180	177815	80.66	ug/L	99
123) 1,2,4-trichlorobenzene	17.88	180	146772	83.73	ug/L	98
124) hexachlorobutadiene	17.99	225	101195	78.99	ug/L	93
125) naphthalene	18.15	128	300857	89.01	ug/L	99
126) 1,2,3-trichlorobenzene	18.40	180	133442	86.30	ug/L	100
127) hexachloroethane	16.55	119	88104	71.74	ug/L	97
128) Benzyl chloride	16.02	91	227712	80.78	ug/L	98

(#) = qualifier out of range (m) = manual integration (+) = signals summed

Quantitation Report (QT Reviewed)

Data Path : C:\MSDChem\1\DATA\
Data File : 3C110767.D
Acq On : 17 Jun 2014 9:59 pm
Operator : prashans
Sample : IC4989-100
Misc : MS69200,V3C4989,5.0,,,,1
ALS Vial : 10 Sample Multiplier: 1

Quant Time: Jun 18 15:55:04 2014
Quant Method : C:\MSDCHEM\1\METHODS\M3C4989.M
Quant Title : Method SW846 8260B, ZB624 60m x 0.25mm x 1.4um
QLast Update : Thu May 08 17:19:13 2014
Response via : Initial Calibration

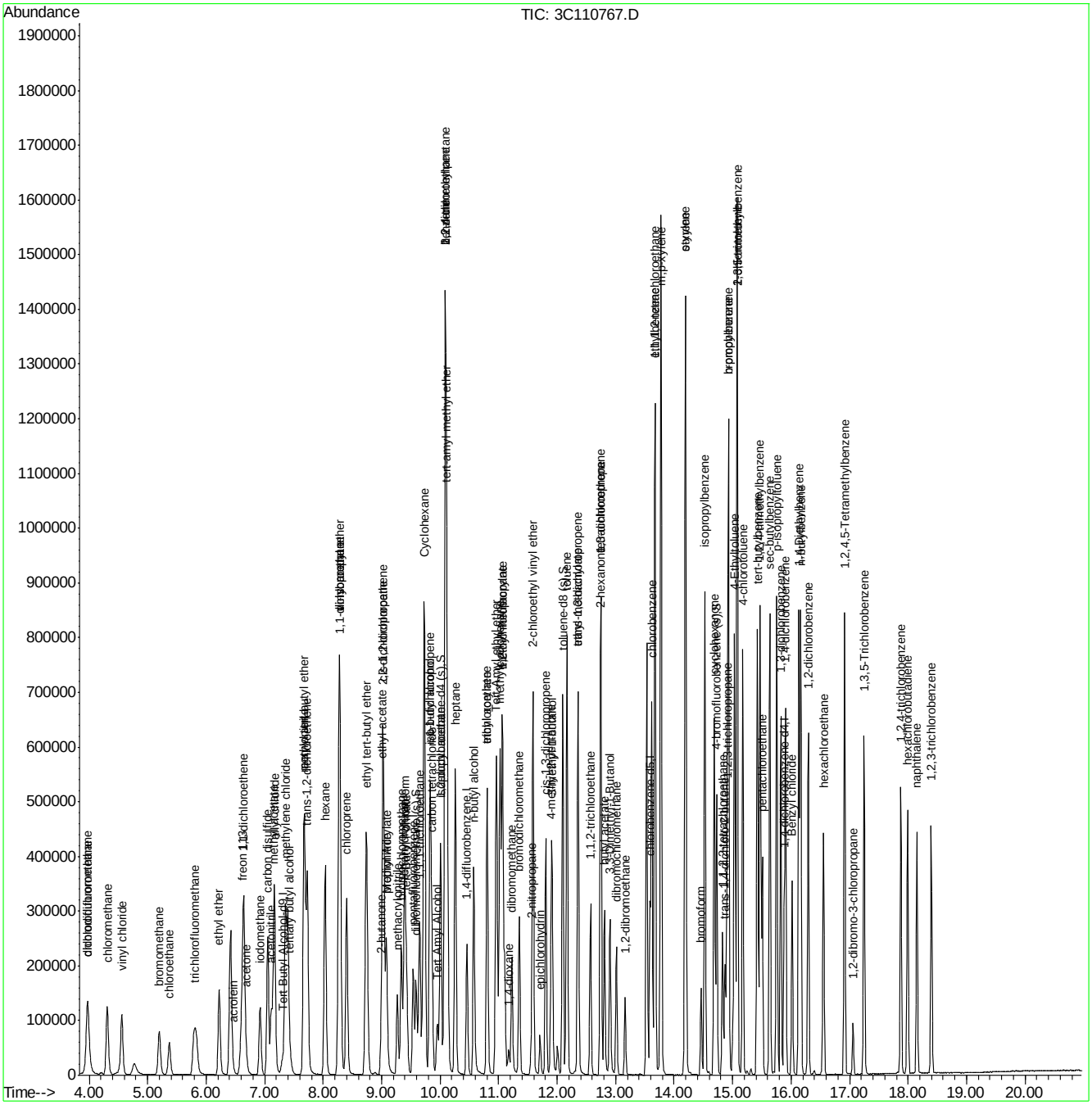

ACCUTEST LABORATORIES JB70128

Quantitation Report (QT Reviewed)

Data Path : C:\MSDChem\1\DATA\
Data File : 3C110768.D
Acq On : 17 Jun 2014 10:26 pm
Operator : prashans
Sample : IC4989-200
Misc : MS69200,V3C4989,5.0,,,,1
ALS Vial : 11 Sample Multiplier: 1

Quant Time: Jun 18 15:54:56 2014
Quant Method : C:\MSDCHEM\1\METHODS\M3C4989.M
Quant Title : Method SW846 8260B, ZB624 60m x 0.25mm x 1.4um
QLast Update : Wed Jun 18 08:37:50 2014
Response via : Initial Calibration

Internal Standards	R.T.	QIon	Response	Conc	Units		Dev(Min)
1) Tert Butyl Alcohol-d9	7.32	65	64334	500.00	ug/L		0.01
5) pentafluorobenzene	9.54	168	130011	50.00	ug/L		0.00
53) 1,4-difluorobenzene	10.46	114	177833	50.00	ug/L		0.00
82) chlorobenzene-d5	13.59	117	131239	50.00	ug/L		0.00
97) 1,4-dichlorobenzene-d4	15.88	152	58841	50.00	ug/L		0.00
System Monitoring Compounds							
44) dibromofluoromethane (s)	9.59	113	234954	97.28	ug/L		0.00
Spiked Amount 50.000	Range 59 - 130		Recovery = 194.56%#				
45) 1,2-dichloroethane-d4 (s)	10.01	65	341964	84.43	ug/L		0.00
Spiked Amount 50.000	Range 65 - 123		Recovery = 168.86%#				
74) toluene-d8 (s)	12.09	98	881487	129.46	ug/L		0.00
Spiked Amount 50.000	Range 80 - 124		Recovery = 258.92%#				
99) 4-bromofluorobenzene (s)	14.73	95	343882	91.37	ug/L		0.00
Spiked Amount 50.000	Range 71 - 132		Recovery = 182.74%#				
Target Compounds							Qvalue
2) 1,4-dioxane	11.17	88	65733	4861.94	ug/L	#	99
3) tertiary butyl alcohol	7.43	59	195871	916.17	ug/L		80
6) chlorodifluoromethane	3.98	51	341697	160.75	ug/L		99
7) dichlorodifluoromethane	3.97	85	361001	195.77	ug/L		100
8) chloromethane	4.32	50	437538	175.91	ug/L		98
9) vinyl chloride	4.56	62	366432	192.70	ug/L		98
11) chloroethane	5.37	64	150455	172.45	ug/L		97
14) trichlorofluoromethane	5.80	101	372421	185.17	ug/L		99
15) ethyl ether	6.23	74	161382	212.78	ug/L		97
16) acrolein	6.48	56	5968	22.51	ug/L		98
17) 1,1-dichloroethene	6.64	61	463842	200.09	ug/L		100
18) acetone	6.69	58	28789	123.08	ug/L		89
19) allyl chloride	7.17	76	151231	124.97	ug/L		89
20) acetonitrile	7.11	40	274930	1938.43	ug/L		98
21) iodomethane	6.92	142	373050	203.78	ug/L		100
22) iso-butyl alcohol	9.82	41	126995	1301.20	ug/L		98
23) carbon disulfide	7.05	76	901940	190.78	ug/L		98
24) methylene chloride	7.35	84	281702	79.11	ug/L		97
25) methyl acetate	7.15	74	41387	224.81	ug/L		99
26) methyl tert butyl ether	7.69	73	894782	205.10	ug/L		98
27) trans-1,2-dichloroethene	7.73	61	484611	202.73	ug/L		99
28) di-isopropyl ether	8.28	45	1258476	210.08	ug/L		94
29) ethyl tert-butyl ether	8.74	59	1143394	215.01	ug/L		100
30) 2-butanone	8.99	72	33037	212.85	ug/L		84
31) 1,1-dichloroethane	8.29	63	568361	201.98	ug/L		99
32) chloroprene	8.40	53	539634	224.95	ug/L		99
33) acrylonitrile	7.67	53	496387	1186.07	ug/L		98
34) vinyl acetate	8.28	86	44727	231.20	ug/L		81
35) ethyl acetate	9.01	45	42981	226.48	ug/L	#	32
36) 2,2-dichloropropane	9.03	77	477996	202.82	ug/L		99
37) cis-1,2-dichloroethene	9.02	61	580977	208.88	ug/L		98
38) propionitrile	9.08	54	396683	2442.09	ug/L		84
39) Methyl Acrylate	9.09	85	36220	249.37	ug/L		94

Quantitation Report (QT Reviewed)

Data Path : C:\MSDChem\1\DATA\
Data File : 3C110768.D
Acq On : 17 Jun 2014 10:26 pm
Operator : prashans
Sample : IC4989-200
Misc : MS69200,V3C4989,5.0,,,,1
ALS Vial : 11 Sample Multiplier: 1

Quant Time: Jun 18 15:54:56 2014
Quant Method : C:\MSDCHEM\1\METHODS\M3C4989.M
Quant Title : Method SW846 8260B, ZB624 60m x 0.25mm x 1.4um
QLast Update : Wed Jun 18 08:37:50 2014
Response via : Initial Calibration

Internal Standards	R.T.	QIon	Response	Conc	Units		Dev(Min)
40) bromochloromethane	9.34	128	119379	212.22	ug/L		96
41) tetrahydrofuran	9.38	72	35170	220.39	ug/L		99
42) chloroform	9.39	83	504155	189.54	ug/L		98
43) tert-Butyl Formate	9.42	59	281205	241.59	ug/L	#	87
46) freon 113	6.62	151	172812	172.18	ug/L		97
47) methacrylonitrile	9.27	41	197568	233.54	ug/L		99
48) 1,1,1-trichloroethane	9.65	97	443855	203.52	ug/L		98
49) Cyclohexane	9.72	84	414698	194.35	ug/L		97
50) Tert Amyl Alcohol	9.95	73	89655	1126.58	ug/L	#	76
51) 2,2,4-trimethylpentane	10.09	57	1302898	194.16	ug/L		98
52) tert-amyl methyl ether	10.12	73	913767	194.37	ug/L		100
54) epichlorohydrin	11.71	57	142774	1146.10	ug/L		98
55) n-butyl alcohol	10.57	56	486564	9239.61	ug/L		99
56) carbon tetrachloride	9.86	117	373542	202.94	ug/L		97
57) 1,1-dichloropropene	9.82	75	398770	197.62	ug/L		99
58) hexane	8.03	57	458259	106.00	ug/L		99
59) benzene	10.09	78	1078527	181.93	ug/L		99
60) heptane	10.26	57	274283	140.08	ug/L		99
61) isopropyl acetate	10.01	87	55745	138.70	ug/L	#	41
62) 1,2-dichloroethane	10.10	62	405904	205.84	ug/L		99
63) trichloroethene	10.80	95	273693	200.88	ug/L		98
64) ethyl acrylate	10.80	55	368711	259.85	ug/L		99
65) Tert-Amyl ethyl ether	10.96	87	432506	219.88	ug/L		99
66) 2-nitropropane	11.56	41	116158	222.14	ug/L		96
67) 2-chloroethyl vinyl ether	11.59	63	609433	1147.58	ug/L		99
68) methyl methacrylate	11.06	100	59598	230.29	ug/L	#	86
69) 1,2-dichloropropane	11.06	63	321662	203.89	ug/L		97
70) methylcyclohexane	11.03	83	488826	196.55	ug/L		98
71) dibromomethane	11.22	93	150837	217.38	ug/L		94
72) bromodichloromethane	11.35	83	393342	222.37	ug/L		98
73) cis-1,3-dichloropropene	11.81	75	480719	223.67	ug/L		98
75) 4-methyl-2-pentanone	11.89	58	109606	243.75	ug/L		96
76) toluene	12.17	91	1058979	178.09	ug/L		98
77) 3-methyl-1-butanol	11.91	70	161132	4724.11	ug/L		99
78) trans-1,3-dichloropropene	12.36	75	419830	217.31	ug/L		97
79) ethyl methacrylate	12.35	69	346968	253.35	ug/L		99
80) 1,1,2-trichloroethane	12.57	97	191015	212.33	ug/L		97
81) 2-hexanone	12.74	58	93030	230.01	ug/L		98
83) tetrachloroethene	12.75	166	220635	182.90	ug/L		99
84) 1,3-dichloropropane	12.75	76	357336	204.79	ug/L		99
85) butyl acetate	12.81	56	178258	234.44	ug/L		94
86) dibromochloromethane	13.01	129	228275	227.00	ug/L		99
87) 1,2-dibromoethane	13.17	107	186897	221.02	ug/L		98
88) 3,3-Dimethyl-1-Butanol	12.90	57	309577	2587.87	ug/L		99
89) chlorobenzene	13.62	112	598450	184.05	ug/L		99
90) 1,1,1,2-tetrachloroethane	13.68	131	223932	205.72	ug/L		99
91) ethylbenzene	13.67	91	1083572	181.43	ug/L		98
92) m,p-xylene	13.78	106	776524	374.07	ug/L		97
93) o-xylene	14.19	91	908201	192.33	ug/L		100
94) styrene	14.20	104	646822	218.15	ug/L		99

Quantitation Report (QT Reviewed)

Data Path : C:\MSDChem\1\DATA\
Data File : 3C110768.D
Acq On : 17 Jun 2014 10:26 pm
Operator : prashans
Sample : IC4989-200
Misc : MS69200,V3C4989,5.0,,,,1
ALS Vial : 11 Sample Multiplier: 1

Quant Time: Jun 18 15:54:56 2014
Quant Method : C:\MSDCHEM\1\METHODS\M3C4989.M
Quant Title : Method SW846 8260B, ZB624 60m x 0.25mm x 1.4um
QLast Update : Wed Jun 18 08:37:50 2014
Response via : Initial Calibration

Internal Standards	R.T.	QIon	Response	Conc	Units	Dev(Min)
96) bromoform	14.46	173	140824	235.91	ug/L	99
98) isopropylbenzene	14.53	105	1044211	179.18	ug/L	98
100) bromobenzene	14.92	156	230187	188.67	ug/L	93
101) cyclohexanone	14.69	55	485014	2023.45	ug/L	96
102) 1,1,2,2-tetrachloroethane	14.83	83	258922	203.30	ug/L	100
103) trans-1,4-dichloro-2-buten	14.87	53	95134	239.22	ug/L	91
104) 1,2,3-trichloropropane	14.90	110	62295	198.99	ug/L	94
105) n-propylbenzene	14.93	91	1174535	181.08	ug/L	99
106) 4-Ethyltoluene	15.03	105	1009603	193.95	ug/L	99
107) 2-chlorotoluene	15.08	126	230257	182.70	ug/L	100
108) 4-chlorotoluene	15.17	126	243535	190.43	ug/L	100
109) 1,3,5-trimethylbenzene	15.08	105	853394	176.85	ug/L	99
110) tert-butylbenzene	15.43	119	745104	189.27	ug/L	99
111) pentachloroethane	15.51	167	157152	215.56	ug/L	95
112) 1,2,4-trimethylbenzene	15.47	105	884414	187.62	ug/L	99
113) sec-butylbenzene	15.64	105	1115417	188.51	ug/L	99
114) 1,3-dichlorobenzene	15.82	146	453597	188.58	ug/L	99
115) p-isopropyltoluene	15.75	119	911555	193.64	ug/L	98
116) 1,4-dichlorobenzene	15.91	146	446831	184.98	ug/L	99
117) 1,2-dichlorobenzene	16.29	146	428359	191.36	ug/L	99
118) 1,4-Diethylbenzene	16.14	119	536994	206.23	ug/L	99
119) n-butylbenzene	16.17	92	501006	201.73	ug/L	98
120) 1,2,4,5-Tetramethylbenzene	16.92	119	847392	208.49	ug/L	100
121) 1,2-dibromo-3-chloropropan	17.06	157	45026	230.55	ug/L	97
122) 1,3,5-Trichlorobenzene	17.25	180	347845	199.62	ug/L	100
123) 1,2,4-trichlorobenzene	17.88	180	290895	227.39	ug/L	98
124) hexachlorobutadiene	17.99	225	202250	192.96	ug/L	95
125) naphthalene	18.15	128	627804	242.56	ug/L	99
126) 1,2,3-trichlorobenzene	18.40	180	266681	228.38	ug/L	98
127) hexachloroethane	16.55	119	182467	212.38	ug/L	99
128) Benzyl chloride	16.02	91	488353	223.88	ug/L	99

(#) = qualifier out of range (m) = manual integration (+) = signals summed

Quantitation Report (QT Reviewed)

Data Path : C:\MSDChem\1\DATA\
Data File : 3C110768.D
Acq On : 17 Jun 2014 10:26 pm
Operator : prashans
Sample : IC4989-200
Misc : MS69200,V3C4989,5.0,,,,1
ALS Vial : 11 Sample Multiplier: 1

Quant Time: Jun 18 15:54:56 2014
Quant Method : C:\MSDCHEM\1\METHODS\M3C4989.M
Quant Title : Method SW846 8260B, ZB624 60m x 0.25mm x 1.4um
QLast Update : Wed Jun 18 08:37:50 2014
Response via : Initial Calibration

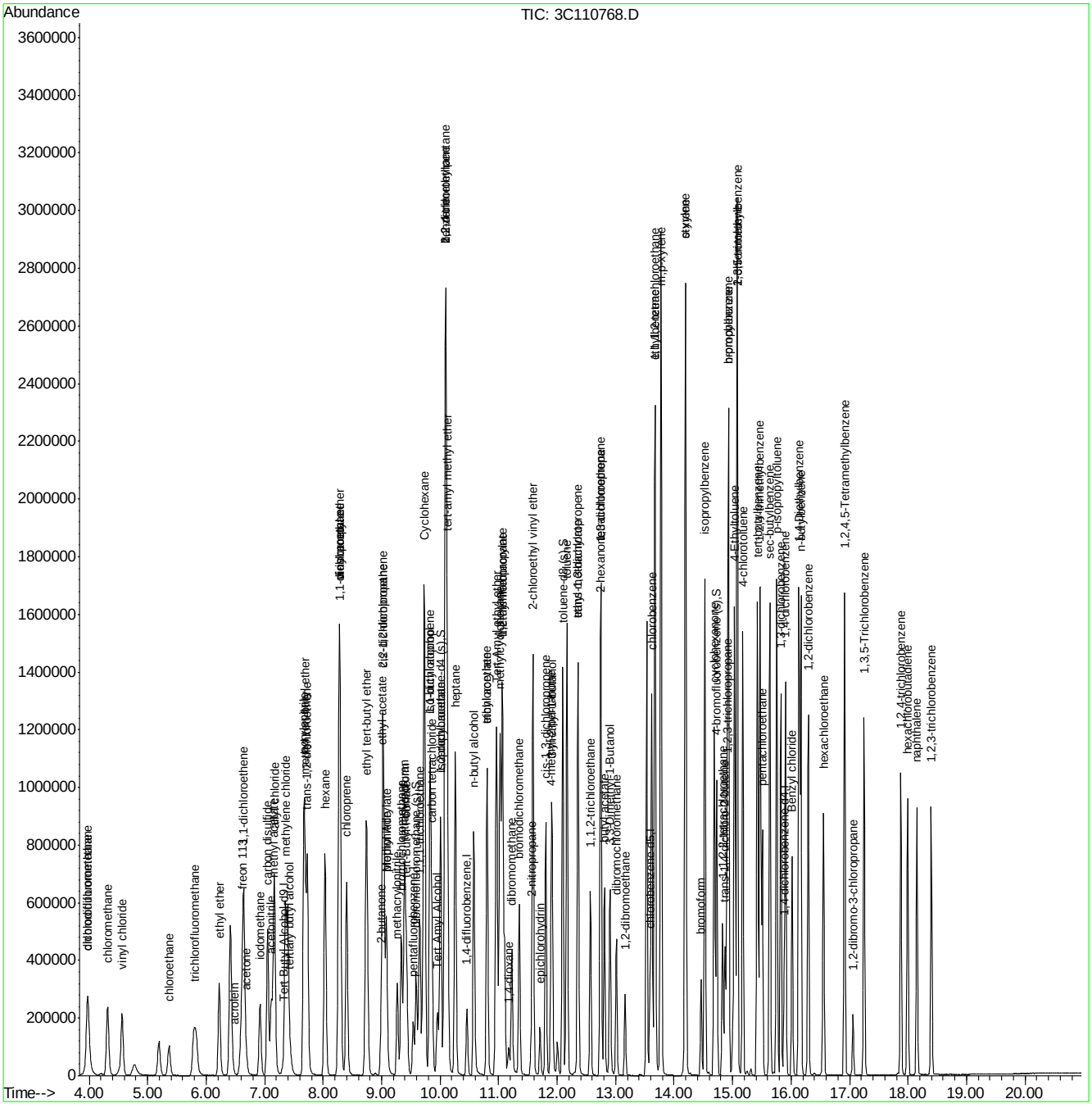

Quantitation Report (QT Reviewed)

Data Path : C:\MSDChem\1\DATA\
Data File : 3C110771.D
Acq On : 17 Jun 2014 11:49 pm
Operator : prashans
Sample : ICV4989-50
Misc : MS69200,V3C4989,5.0,,,,1
ALS Vial : 14 Sample Multiplier: 1

Quant Time: Jun 18 15:54:43 2014
Quant Method : C:\MSDCHEM\1\METHODS\M3C4989.M
Quant Title : Method SW846 8260B, ZB624 60m x 0.25mm x 1.4um
QLast Update : Wed Jun 18 08:58:10 2014
Response via : Initial Calibration

Internal Standards	R.T.	QIon	Response	Conc	Units	Dev(Min)
1) Tert Butyl Alcohol-d9	7.30	65	60597	500.00	ug/L	0.00
5) pentafluorobenzene	9.54	168	135485	50.00	ug/L	0.00
53) 1,4-difluorobenzene	10.46	114	185036	50.00	ug/L	0.00
82) chlorobenzene-d5	13.59	117	136761	50.00	ug/L	0.00
97) 1,4-dichlorobenzene-d4	15.88	152	58075	50.00	ug/L	0.00
System Monitoring Compounds						
44) dibromofluoromethane (s)	9.59	113	56651	45.90	ug/L	0.00
Spiked Amount 50.000	Range 59 - 130		Recovery = 91.80%			
45) 1,2-dichloroethane-d4 (s)	10.01	65	85027	46.86	ug/L	0.00
Spiked Amount 50.000	Range 65 - 123		Recovery = 93.72%			
74) toluene-d8 (s)	12.09	98	219237	45.73	ug/L	0.00
Spiked Amount 50.000	Range 80 - 124		Recovery = 91.46%			
99) 4-bromofluorobenzene (s)	14.73	95	82677	47.04	ug/L	0.00
Spiked Amount 50.000	Range 71 - 132		Recovery = 94.08%			
Target Compounds						Qvalue
2) 1,4-dioxane	11.17	88	15079	1184.10	ug/L #	98
3) tertiary butyl alcohol	7.42	59	45034	223.63	ug/L	92
6) chlorodifluoromethane	3.97	51	63206	37.15	ug/L	96
7) dichlorodifluoromethane	3.97	85	88033	46.69	ug/L	99
8) chloromethane	4.30	50	114207	48.90	ug/L	98
9) vinyl chloride	4.55	62	90820	47.19	ug/L	96
10) bromomethane	5.19	94	45203	45.48	ug/L	95
11) chloroethane	5.37	64	42205	48.06	ug/L	97
14) trichlorofluoromethane	5.80	101	93218	46.04	ug/L	100
15) ethyl ether	6.21	74	39263	49.68	ug/L	99
16) acrolein	6.47	56	126039	479.39	ug/L	98
17) 1,1-dichloroethene	6.64	61	114707	47.48	ug/L	99
18) acetone	6.69	58	7275	42.57	ug/L	88
19) allyl chloride	7.17	76	37225	47.44	ug/L	94
20) acetonitrile	7.11	40	68267	506.13	ug/L	99
21) iodomethane	6.92	142	92480	48.48	ug/L	99
22) iso-butyl alcohol	9.82	41	27656	491.86	ug/L	94
23) carbon disulfide	7.05	76	224181	45.50	ug/L	100
24) methylene chloride	7.35	84	72330	45.48	ug/L	99
25) methyl acetate	7.15	74	8944	46.62	ug/L	97
26) methyl tert butyl ether	7.68	73	428032	94.15	ug/L	99
27) trans-1,2-dichloroethene	7.73	61	120016	48.18	ug/L	99
28) di-isopropyl ether	8.27	45	309000	49.50	ug/L	95
29) ethyl tert-butyl ether	8.74	59	267108	48.20	ug/L	100
30) 2-butanone	9.00	72	7419	45.87	ug/L	76
31) 1,1-dichloroethane	8.29	63	142288	48.52	ug/L	99
32) chloroprene	8.40	53	115381	46.15	ug/L	99
33) acrylonitrile	7.67	53	120976	249.53	ug/L	100
34) vinyl acetate	8.28	86	11334	53.01	ug/L	95
35) ethyl acetate	9.01	45	10310	52.13	ug/L	49
36) 2,2-dichloropropane	9.03	77	117539	47.86	ug/L	98
37) cis-1,2-dichloroethene	9.02	61	143900	49.65	ug/L	99
38) propionitrile	9.08	54	93088	498.60	ug/L	94

Quantitation Report (QT Reviewed)

Data Path : C:\MSDChem\1\DATA\
Data File : 3C110771.D
Acq On : 17 Jun 2014 11:49 pm
Operator : prashans
Sample : ICV4989-50
Misc : MS69200,V3C4989,5.0,,,,1
ALS Vial : 14 Sample Multiplier: 1

Quant Time: Jun 18 15:54:43 2014
Quant Method : C:\MSDCHEM\1\METHODS\M3C4989.M
Quant Title : Method SW846 8260B, ZB624 60m x 0.25mm x 1.4um
QLast Update : Wed Jun 18 08:58:10 2014
Response via : Initial Calibration

Internal Standards	R.T.	QIon	Response	Conc	Units		Dev(Min)
39) Methyl Acrylate	9.09	85	7901	45.78	ug/L		93
40) bromochloromethane	9.34	128	28634	48.85	ug/L		97
41) tetrahydrofuran	9.38	72	7868	47.31	ug/L		91
42) chloroform	9.39	83	124171	44.80	ug/L		98
43) tert-Butyl Formate	9.42	59	65595	51.91	ug/L		99
46) freon 113	6.61	151	41365	43.71	ug/L		96
47) methacrylonitrile	9.27	41	45260	50.50	ug/L		95
48) 1,1,1-trichloroethane	9.65	97	108359	47.68	ug/L		97
49) Cyclohexane	9.72	84	102246	45.98	ug/L		97
50) Tert Amyl Alcohol	9.95	73	39650	478.17	ug/L	#	87
51) 2,2,4-trimethylpentane	10.09	57	296496	42.40	ug/L		98
52) tert-amyl methyl ether	10.12	73	222648	45.45	ug/L		99
54) epichlorohydrin	11.71	57	32741	252.59	ug/L		98
55) n-butyl alcohol	10.57	56	109141	2370.33	ug/L		99
56) carbon tetrachloride	9.85	117	89861	46.92	ug/L		97
57) 1,1-dichloropropene	9.82	75	97320	46.35	ug/L		99
58) hexane	8.03	57	92051	38.84	ug/L		97
59) benzene	10.09	78	281968	45.71	ug/L		98
60) heptane	10.26	57	67553	46.49	ug/L		97
61) isopropyl acetate	10.01	87	12872	49.50	ug/L	#	88
62) 1,2-dichloroethane	10.10	62	102731	50.07	ug/L		98
63) trichloroethene	10.80	95	67667	47.73	ug/L		97
64) ethyl acrylate	10.80	55	85608	53.30	ug/L		99
65) Tert-Amyl ethyl ether	10.96	87	211833	103.50	ug/L		98
66) 2-nitropropane	11.57	41	26771	49.20	ug/L		100
67) 2-chloroethyl vinyl ether	11.59	63	142213	257.37	ug/L		98
68) methyl methacrylate	11.06	100	13773	51.15	ug/L	#	88
69) 1,2-dichloropropane	11.06	63	80995	49.36	ug/L		97
70) methylcyclohexane	11.02	83	115310	44.56	ug/L		98
71) dibromomethane	11.22	93	36130	50.04	ug/L		95
72) bromodichloromethane	11.35	83	94336	51.26	ug/L		95
73) cis-1,3-dichloropropene	11.81	75	114874	51.37	ug/L		99
75) 4-methyl-2-pentanone	11.89	58	25460	50.83	ug/L		99
76) toluene	12.17	91	266743	45.45	ug/L		99
77) 3-methyl-1-butanol	11.91	70	35987	947.74	ug/L		96
78) trans-1,3-dichloropropene	12.36	75	102278	50.88	ug/L		100
79) ethyl methacrylate	12.35	69	80795	52.56	ug/L		99
80) 1,1,2-trichloroethane	12.57	97	46544	49.72	ug/L		99
81) 2-hexanone	12.74	58	21110	47.49	ug/L		99
83) tetrachloroethene	12.75	166	55982	44.53	ug/L		98
84) 1,3-dichloropropane	12.75	76	90040	49.52	ug/L		96
85) butyl acetate	12.81	56	41821	52.79	ug/L		98
86) dibromochloromethane	13.01	129	52782	50.37	ug/L		99
87) 1,2-dibromoethane	13.17	107	44608	50.62	ug/L		98
88) 3,3-Dimethyl-1-Butanol	12.90	57	65735	451.83	ug/L		100
89) chlorobenzene	13.62	112	148497	45.54	ug/L		100
90) 1,1,1,2-tetrachloroethane	13.68	131	54976	48.47	ug/L		97
91) ethylbenzene	13.67	91	280774	45.11	ug/L		100
92) m,p-xylene	13.78	106	199033	92.01	ug/L		98
93) o-xylene	14.19	91	234446	47.64	ug/L		99

Quantitation Report (QT Reviewed)

Data Path : C:\MSDChem\1\DATA\
Data File : 3C110771.D
Acq On : 17 Jun 2014 11:49 pm
Operator : prashans
Sample : ICV4989-50
Misc : MS69200,V3C4989,5.0,,,,1
ALS Vial : 14 Sample Multiplier: 1

Quant Time: Jun 18 15:54:43 2014
Quant Method : C:\MSDCHEM\1\METHODS\M3C4989.M
Quant Title : Method SW846 8260B, ZB624 60m x 0.25mm x 1.4um
QLast Update : Wed Jun 18 08:58:10 2014
Response via : Initial Calibration

Internal Standards	R.T.	QIon	Response	Conc	Units	Dev(Min)
94) styrene	14.20	104	160030	51.79	ug/L	99
96) bromoform	14.46	173	31722	50.99	ug/L	99
98) isopropylbenzene	14.53	105	257232	44.72	ug/L	99
100) bromobenzene	14.92	156	56199	46.67	ug/L	93
101) cyclohexanone	14.69	55	116727	447.73	ug/L	98
102) 1,1,2,2-tetrachloroethane	14.83	83	61062	48.58	ug/L	98
103) trans-1,4-dichloro-2-buten	14.87	53	20459	52.12	ug/L	90
104) 1,2,3-trichloropropane	14.90	110	14665	47.46	ug/L	94
105) n-propylbenzene	14.93	91	298639	46.65	ug/L	97
106) 4-Ethyltoluene	15.03	105	242459	47.19	ug/L	98
107) 2-chlorotoluene	15.08	126	57467	46.20	ug/L	95
108) 4-chlorotoluene	15.17	126	58488	46.34	ug/L	97
109) 1,3,5-trimethylbenzene	15.08	105	222611	46.74	ug/L	100
110) tert-butylbenzene	15.43	119	179101	46.10	ug/L	100
111) pentachloroethane	15.51	167	34799	48.36	ug/L	94
112) 1,2,4-trimethylbenzene	15.47	105	216600	46.56	ug/L	99
113) sec-butylbenzene	15.63	105	270395	46.30	ug/L	100
114) 1,3-dichlorobenzene	15.82	146	106562	44.89	ug/L	99
115) p-isopropyltoluene	15.75	119	218021	46.92	ug/L	100
116) 1,4-dichlorobenzene	15.91	146	104817	43.96	ug/L	99
117) 1,2-dichlorobenzene	16.29	146	101178	45.80	ug/L	99
118) 1,4-Diethylbenzene	16.13	119	128929	50.17	ug/L	100
119) n-butylbenzene	16.16	92	119455	48.73	ug/L	99
120) 1,2,4,5-Tetramethylbenzene	16.92	119	209858	52.31	ug/L	99
121) 1,2-dibromo-3-chloropropan	17.06	157	9505	49.31	ug/L	96
122) 1,3,5-Trichlorobenzene	17.25	180	82617	48.04	ug/L	100
123) 1,2,4-trichlorobenzene	17.88	180	67419	52.15	ug/L	97
124) hexachlorobutadiene	17.99	225	47998	46.40	ug/L	95
125) naphthalene	18.15	128	139589	51.25	ug/L	99
126) 1,2,3-trichlorobenzene	18.40	180	61249	50.67	ug/L	98
127) hexachloroethane	16.56	119	41443	48.87	ug/L	97
128) Benzyl chloride	16.02	91	102737	47.72	ug/L	99

(#) = qualifier out of range (m) = manual integration (+) = signals summed

Quantitation Report (QT Reviewed)

Data Path : C:\MSDChem\1\DATA\
Data File : 3C110771.D
Acq On : 17 Jun 2014 11:49 pm
Operator : prashans
Sample : ICV4989-50
Misc : MS69200,V3C4989,5.0,,,,1
ALS Vial : 14 Sample Multiplier: 1

Quant Time: Jun 18 15:54:43 2014
Quant Method : C:\MSDCHEM\1\METHODS\M3C4989.M
Quant Title : Method SW846 8260B, ZB624 60m x 0.25mm x 1.4um
QLast Update : Wed Jun 18 08:58:10 2014
Response via : Initial Calibration

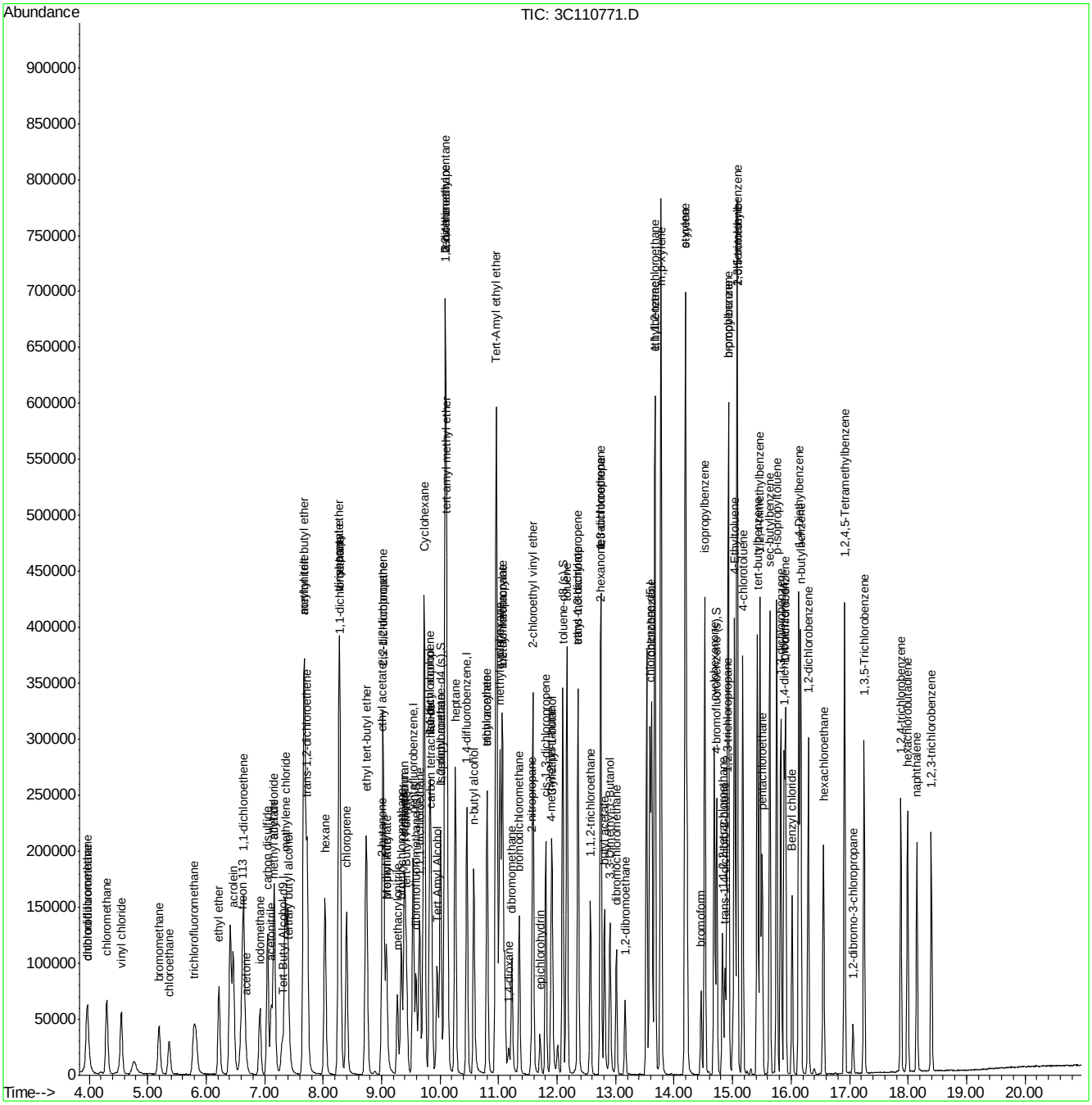

ACCUTEST LABORATORIES JB70128

Quantitation Report (QT Reviewed)

Data Path : C:\MSDChem\1\DATA\
Data File : 3C111161.D
Acq On : 27 Jun 2014 3:11 pm
Operator : prashans
Sample : CC4989-20
Misc : MS69579,V3C5008,5.0,,,,1
ALS Vial : 2 Sample Multiplier: 1

Quant Time: Jun 30 15:14:35 2014
Quant Method : C:\MSDCHEM\1\METHODS\M3C4989.M
Quant Title : Method SW846 8260B, ZB624 60m x 0.25mm x 1.4um
QLast Update : Wed Jun 18 08:58:10 2014
Response via : Initial Calibration

Internal Standards	R.T.	QIon	Response	Conc	Units		Dev(Min)
1) Tert Butyl Alcohol-d9	7.30	65	73956	500.00	ug/L		-0.01
5) pentafluorobenzene	9.54	168	191277	50.00	ug/L		0.00
53) 1,4-difluorobenzene	10.46	114	259646	50.00	ug/L		0.00
82) chlorobenzene-d5	13.59	117	176001	50.00	ug/L		0.00
97) 1,4-dichlorobenzene-d4	15.88	152	71566	50.00	ug/L		0.00
System Monitoring Compounds							
44) dibromofluoromethane (s)	9.59	113	94925	54.48	ug/L		0.00
Spiked Amount 50.000	Range 59 - 130		Recovery = 108.96%				
45) 1,2-dichloroethane-d4 (s)	10.01	65	130417	50.91	ug/L		0.00
Spiked Amount 50.000	Range 65 - 123		Recovery = 101.82%				
74) toluene-d8 (s)	12.09	98	353066	52.49	ug/L		0.00
Spiked Amount 50.000	Range 80 - 124		Recovery = 104.98%				
99) 4-bromofluorobenzene (s)	14.73	95	124337	57.41	ug/L		0.00
Spiked Amount 50.000	Range 71 - 132		Recovery = 114.82%				
Target Compounds							Qvalue
2) 1,4-dioxane	11.17	88	7642	491.70	ug/L	#	90
3) tertiary butyl alcohol	7.43	59	26361	107.26	ug/L		84
6) chlorodifluoromethane	3.97	51	34143	14.21	ug/L		89
7) dichlorodifluoromethane	3.97	85	46973	17.65	ug/L		99
8) chloromethane	4.29	50	60784	18.44	ug/L		97
9) vinyl chloride	4.54	62	48875	17.99	ug/L		97
10) bromomethane	5.20	94	25110	17.89	ug/L		94
11) chloroethane	5.37	64	23195	18.71	ug/L		95
14) trichlorofluoromethane	5.80	101	56049	19.61	ug/L		98
15) ethyl ether	6.22	74	21850	19.58	ug/L		96
16) acrolein	6.47	56	64120	172.75	ug/L		97
17) 1,1-dichloroethene	6.64	61	70704	20.73	ug/L		98
18) acetone	6.70	58	4283	17.75	ug/L	#	71
19) allyl chloride	7.17	76	21787	19.67	ug/L		99
20) acetonitrile	7.11	40	35719	187.58	ug/L		94
21) iodomethane	6.92	142	55638	20.66	ug/L		99
22) iso-butyl alcohol	9.82	41	16482	207.63	ug/L		90
23) carbon disulfide	7.05	76	129937	18.68	ug/L		97
24) methylene chloride	7.35	84	40987	18.25	ug/L		98
25) methyl acetate	7.15	74	4942	18.25	ug/L		97
26) methyl tert butyl ether	7.67	73	116553	18.16	ug/L		96
27) trans-1,2-dichloroethene	7.73	61	72847	20.71	ug/L		99
28) di-isopropyl ether	8.27	45	174659	19.82	ug/L		91
29) ethyl tert-butyl ether	8.74	59	153354	19.60	ug/L		99
30) 2-butanone	9.00	72	4410	19.31	ug/L		98
31) 1,1-dichloroethane	8.29	63	86581	20.91	ug/L		99
32) chloroprene	8.40	53	73336	20.78	ug/L		96
33) acrylonitrile	7.67	53	59715	87.24	ug/L		95
34) vinyl acetate	8.28	86	5736	19.00	ug/L		92
35) ethyl acetate	9.01	45	5268	18.87	ug/L	#	25
36) 2,2-dichloropropane	9.03	77	77249	22.28	ug/L		99
37) cis-1,2-dichloroethene	9.02	61	86244	21.08	ug/L		98
38) propionitrile	9.08	54	50418	191.28	ug/L		88

Quantitation Report (QT Reviewed)

Data Path : C:\MSDChem\1\DATA\
Data File : 3C111161.D
Acq On : 27 Jun 2014 3:11 pm
Operator : prashans
Sample : CC4989-20
Misc : MS69579,V3C5008,5.0,,,,1
ALS Vial : 2 Sample Multiplier: 1

Quant Time: Jun 30 15:14:35 2014
Quant Method : C:\MSDCHEM\1\METHODS\M3C4989.M
Quant Title : Method SW846 8260B, ZB624 60m x 0.25mm x 1.4um
QLast Update : Wed Jun 18 08:58:10 2014
Response via : Initial Calibration

Internal Standards	R.T.	QIon	Response	Conc	Units		Dev(Min)
39) Methyl Acrylate	9.10	85	3839	18.42	ug/L		88
40) bromochloromethane	9.34	128	17381	21.00	ug/L		93
41) tetrahydrofuran	9.38	72	4407	18.77	ug/L	#	87
42) chloroform	9.39	83	75688	19.34	ug/L		97
43) tert-Butyl Formate	9.43	59	36310	20.35	ug/L	#	87
46) freon 113	6.62	151	22974	17.19	ug/L		92
47) methacrylonitrile	9.27	41	25261	19.97	ug/L		93
48) 1,1,1-trichloroethane	9.65	97	67397	21.00	ug/L		95
49) Cyclohexane	9.72	84	61493	19.59	ug/L		96
51) 2,2,4-trimethylpentane	10.09	57	188934	19.14	ug/L		98
52) tert-amyl methyl ether	10.12	73	124785	18.04	ug/L		99
54) epichlorohydrin	11.71	57	17319	95.22	ug/L		98
55) n-butyl alcohol	10.58	56	54611	978.02	ug/L		95
56) carbon tetrachloride	9.85	117	57481	21.39	ug/L		97
57) 1,1-dichloropropene	9.82	75	60174	20.42	ug/L		97
58) hexane	8.03	57	63471	19.09	ug/L		98
59) benzene	10.09	78	168988	19.52	ug/L		99
60) heptane	10.26	57	40090	19.66	ug/L		96
61) isopropyl acetate	10.00	87	7107	19.48	ug/L	#	63
62) 1,2-dichloroethane	10.10	62	64614	22.44	ug/L		98
63) trichloroethene	10.80	95	40872	20.55	ug/L		95
66) 2-nitropropane	11.57	41	15276	20.01	ug/L		99
67) 2-chloroethyl vinyl ether	11.59	63	82492	106.39	ug/L		98
68) methyl methacrylate	11.07	100	7360	19.48	ug/L	#	75
69) 1,2-dichloropropane	11.06	63	45715	19.86	ug/L		94
70) methylcyclohexane	11.02	83	71296	19.63	ug/L		95
71) dibromomethane	11.23	93	21331	21.06	ug/L		96
72) bromodichloromethane	11.35	83	55357	21.43	ug/L		93
73) cis-1,3-dichloropropene	11.81	75	63671	20.29	ug/L		91
75) 4-methyl-2-pentanone	11.89	58	13638	19.40	ug/L		97
76) toluene	12.17	91	149646	18.17	ug/L		99
77) 3-methyl-1-butanol	11.91	70	17727	389.45	ug/L		90
78) trans-1,3-dichloropropene	12.36	75	57772	20.48	ug/L		93
79) ethyl methacrylate	12.35	69	40239	18.65	ug/L		93
80) 1,1,2-trichloroethane	12.57	97	26319	20.04	ug/L		91
81) 2-hexanone	12.74	58	11128	17.84	ug/L		99
83) tetrachloroethene	12.75	166	31494	19.47	ug/L		100
84) 1,3-dichloropropane	12.75	76	49928	21.34	ug/L		98
85) butyl acetate	12.82	56	20938	20.54	ug/L		97
86) dibromochloromethane	13.01	129	29405	21.80	ug/L		98
87) 1,2-dibromoethane	13.17	107	23766	20.96	ug/L		94
88) 3,3-Dimethyl-1-Butanol	12.90	57	33685	204.39	ug/L		99
89) chlorobenzene	13.62	112	81280	19.37	ug/L		98
90) 1,1,1,2-tetrachloroethane	13.68	131	31175	21.36	ug/L		98
91) ethylbenzene	13.67	91	154128	19.24	ug/L		99
92) m,p-xylene	13.78	106	108198	38.87	ug/L		91
93) o-xylene	14.19	91	126736	20.01	ug/L		99
94) styrene	14.20	104	80114	20.15	ug/L		99
96) bromoform	14.46	173	16681	20.84	ug/L		98
98) isopropylbenzene	14.53	105	138174	19.49	ug/L		98

Quantitation Report (QT Reviewed)

Data Path : C:\MSDChem\1\DATA\
Data File : 3C111161.D
Acq On : 27 Jun 2014 3:11 pm
Operator : prashans
Sample : CC4989-20
Misc : MS69579,V3C5008,5.0,,,,1
ALS Vial : 2 Sample Multiplier: 1

Quant Time: Jun 30 15:14:35 2014
Quant Method : C:\MSDCHEM\1\METHODS\M3C4989.M
Quant Title : Method SW846 8260B, ZB624 60m x 0.25mm x 1.4um
QLast Update : Wed Jun 18 08:58:10 2014
Response via : Initial Calibration

Internal Standards	R.T.	QIon	Response	Conc	Units	Dev(Min)
100) bromobenzene	14.92	156	30681	20.68	ug/L	93
101) cyclohexanone	14.69	55	67738	210.85	ug/L	93
102) 1,1,2,2-tetrachloroethane	14.83	83	32340	20.88	ug/L	99
103) trans-1,4-dichloro-2-buten	14.87	53	11453	23.68	ug/L	86
104) 1,2,3-trichloropropane	14.90	110	7888	20.72	ug/L	98
105) n-propylbenzene	14.93	91	159139	20.17	ug/L	98
107) 2-chlorotoluene	15.07	126	30961	20.20	ug/L	95
108) 4-chlorotoluene	15.17	126	30760	19.78	ug/L	97
109) 1,3,5-trimethylbenzene	15.08	105	118488	20.19	ug/L	99
110) tert-butylbenzene	15.43	119	94429	19.72	ug/L	95
111) pentachloroethane	15.51	167	19322	21.79	ug/L	98
112) 1,2,4-trimethylbenzene	15.47	105	112537	19.63	ug/L	98
113) sec-butylbenzene	15.63	105	141367	19.64	ug/L	98
114) 1,3-dichlorobenzene	15.82	146	56326	19.25	ug/L	99
115) p-isopropyltoluene	15.75	119	114129	19.93	ug/L	97
116) 1,4-dichlorobenzene	15.91	146	55392	18.85	ug/L	98
117) 1,2-dichlorobenzene	16.29	146	52253	19.19	ug/L	99
119) n-butylbenzene	16.16	92	58966	19.52	ug/L	99
121) 1,2-dibromo-3-chloropropan	17.06	157	4638	19.53	ug/L	90
122) 1,3,5-Trichlorobenzene	17.25	180	45428	21.43	ug/L	98
123) 1,2,4-trichlorobenzene	17.88	180	34426	21.61	ug/L	98
124) hexachlorobutadiene	17.99	225	26809	21.03	ug/L	94
125) naphthalene	18.15	128	65566	19.54	ug/L	99
126) 1,2,3-trichlorobenzene	18.40	180	31021	20.83	ug/L	99
127) hexachloroethane	16.55	119	20947	20.05	ug/L	98
128) Benzyl chloride	16.02	91	55779	21.02	ug/L	98

(#) = qualifier out of range (m) = manual integration (+) = signals summed

Quantitation Report (QT Reviewed)

Data Path : C:\MSDChem\1\DATA\
Data File : 3C111161.D
Acq On : 27 Jun 2014 3:11 pm
Operator : prashans
Sample : CC4989-20
Misc : MS69579,V3C5008,5.0,,,,1
ALS Vial : 2 Sample Multiplier: 1

Quant Time: Jun 30 15:14:35 2014
Quant Method : C:\MSDCHEM\1\METHODS\M3C4989.M
Quant Title : Method SW846 8260B, ZB624 60m x 0.25mm x 1.4um
QLast Update : Wed Jun 18 08:58:10 2014
Response via : Initial Calibration

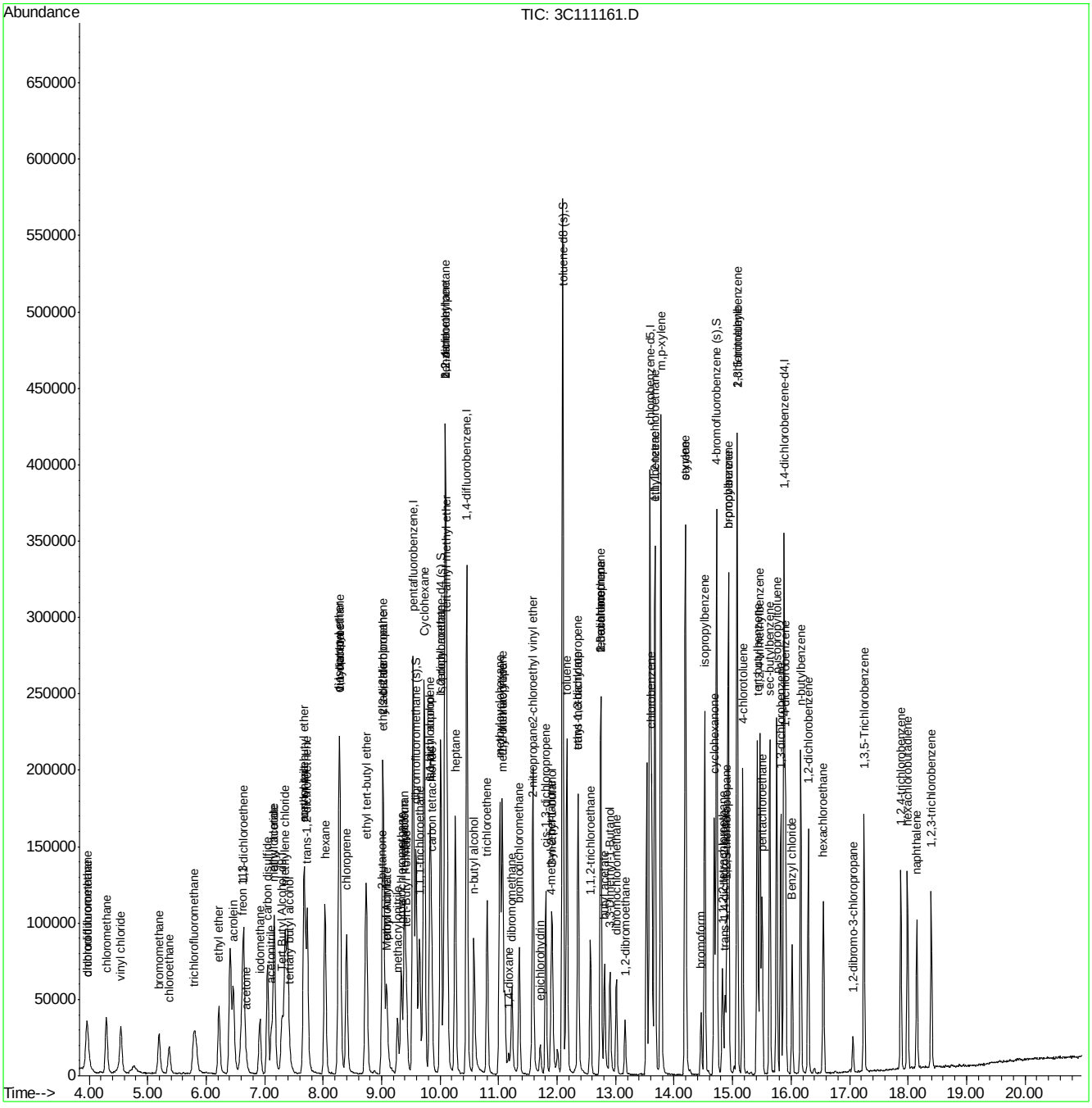

ACCUTEST LABORATORIES JB70128

Quantitation Report (QT Reviewed)

Data Path : C:\MSDCHEM\1\DATA\
Data File : Y146733.D
Acq On : 24 Jun 2014 11:30 am
Operator : prashans
Sample : IC6377-0.2
Misc : MS69208,VY6377,5.0,,,,1
ALS Vial : 2 Sample Multiplier: 1

Quant Time: Jun 24 14:34:44 2014
Quant Method : C:\MSDCHEM\1\METHODS\MYS6377.M
Quant Title : Method SW846 8260B, ZB624 60m x 0.25mm x 1.4um
QLast Update : Tue Jun 24 14:19:47 2014
Response via : Initial Calibration

Internal Standards	R.T.	QIon	Response	Conc	Units		Dev(Min)
1) Tert Butyl Alcohol-d9	7.35	65	59489	500.00	ug/L		-0.01
5) pentafluorobenzene	9.52	168	163613	50.00	ug/L		-0.02
58) 1,4-difluorobenzene	10.43	114	196462	50.00	ug/L		-0.01
88) chlorobenzene-d5	13.56	117	172152	50.00	ug/L		0.00
103) 1,4-dichlorobenzene-d4	15.84	152	90195	50.00	ug/L		0.00
System Monitoring Compounds							
50) dibromofluoromethane (s)	9.59	113	736	0.43	ug/L		-0.02
Spiked Amount 50.000	Range 59 - 130		Recovery = 0.86%#				
51) 1,2-dichloroethane-d4 (s)	10.03	65	988	0.44	ug/L		0.00
Spiked Amount 50.000	Range 65 - 123		Recovery = 0.88%#				
80) toluene-d8 (s)	12.06	98	2266	0.50	ug/L		0.00
Spiked Amount 50.000	Range 77 - 125		Recovery = 1.00%#				
105) 4-bromofluorobenzene (s)	14.70	95	1199	0.70	ug/L		0.00
Spiked Amount 50.000	Range 71 - 132		Recovery = 1.40%#				
Target Compounds							Qvalue
28) carbon disulfide	7.03	76	846	0.20	ug/L		72
32) methyl tert butyl ether	7.67	73	750	0.15	ug/L		54
34) di-isopropyl ether	8.23	45	1069	0.25	ug/L		77
35) ethyl tert-butyl ether	8.69	59	898	0.19	ug/L		67
47) chloroform	9.39	83	767	0.25	ug/L		95
57) tert-amyl methyl ether	10.08	73	1034	0.21	ug/L		63
65) benzene	10.07	78	1127	0.22	ug/L		79
75) methylcyclohexane	10.95	83	437	0.26	ug/L		90
82) toluene	12.13	91	1607	0.31	ug/L		92
96) chlorobenzene	13.59	112	639	0.18	ug/L		79
98) ethylbenzene	13.63	91	1228	0.21	ug/L		92
99) m,p-xylene	13.73	106	1045	0.47	ug/L	#	55
100) o-xylene	14.15	91	985	0.20	ug/L		88
101) styrene	14.17	104	701	0.20	ug/L		92
104) isopropylbenzene	14.48	105	1400	0.25	ug/L		91
112) n-propylbenzene	14.89	91	1258	0.20	ug/L		91
116) 1,3,5-trimethylbenzene	15.03	105	1079	0.22	ug/L		90
117) tert-butylbenzene	15.37	119	717	0.18	ug/L		89
119) 1,2,4-trimethylbenzene	15.42	105	1078	0.23	ug/L		97
120) sec-butylbenzene	15.58	105	1345	0.23	ug/L		77
121) 1,3-dichlorobenzene	15.79	146	572	0.17	ug/L	#	70
122) p-isopropyltoluene	15.70	119	1029	0.21	ug/L		93
123) 1,4-dichlorobenzene	15.87	146	593	0.18	ug/L		73
124) 1,2-dichlorobenzene	16.27	146	449	0.14	ug/L		80
125) n-butylbenzene	16.11	92	476	0.20	ug/L	#	73
126) p-Diethylbenzene	16.08	119	650	0.24	ug/L	#	59
128) 1,3,5-Trichlorobenzene	17.21	180	500	0.19	ug/L	#	76
129) 1,2,4-trichlorobenzene	17.84	180	352	0.16	ug/L		82
130) 1,2,4,5-tetramethylbenzene	16.86	119	981	0.23	ug/L	#	86

(#) = qualifier out of range (m) = manual integration (+) = signals summed

Quantitation Report (QT Reviewed)

Data Path : C:\MSDCHEM\1\DATA\
Data File : Y146733.D
Acq On : 24 Jun 2014 11:30 am
Operator : prashans
Sample : IC6377-0.2
Misc : MS69208,VY6377,5.0,,,,1
ALS Vial : 2 Sample Multiplier: 1

Quant Time: Jun 24 14:34:44 2014
Quant Method : C:\MSDCHEM\1\METHODS\MYS6377.M
Quant Title : Method SW846 8260B, ZB624 60m x 0.25mm x 1.4um
QLast Update : Tue Jun 24 14:19:47 2014
Response via : Initial Calibration

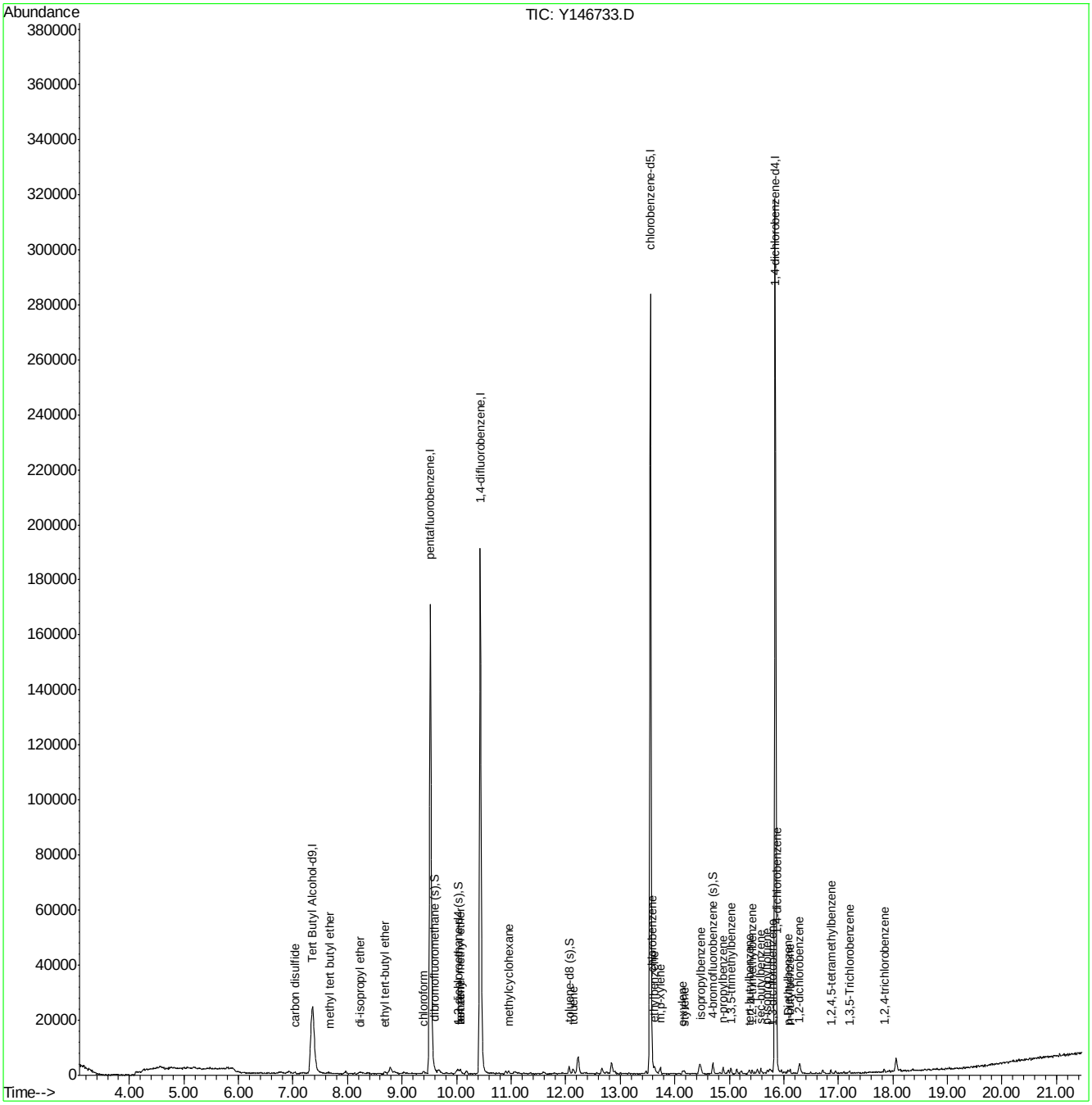

Quantitation Report (QT Reviewed)

Data Path : C:\MSDCHEM\1\DATA\
Data File : Y146734.D
Acq On : 24 Jun 2014 11:58 am
Operator : prashans
Sample : IC6377-0.5
Misc : MS69208,VY6377,5.0,,,,1
ALS Vial : 3 Sample Multiplier: 1

Quant Time: Jun 24 14:38:20 2014
Quant Method : C:\MSDCHEM\1\METHODS\MYS6377.M
Quant Title : Method SW846 8260B, ZB624 60m x 0.25mm x 1.4um
QLast Update : Tue Jun 24 14:19:47 2014
Response via : Initial Calibration

Internal Standards	R.T.	QIon	Response	Conc	Units		Dev(Min)
1) Tert Butyl Alcohol-d9	7.36	65	57858	500.00	ug/L		0.00
5) pentafluorobenzene	9.52	168	177108	50.00	ug/L		-0.01
58) 1,4-difluorobenzene	10.44	114	212902	50.00	ug/L		0.00
88) chlorobenzene-d5	13.56	117	185760	50.00	ug/L		0.00
103) 1,4-dichlorobenzene-d4	15.85	152	94022	50.00	ug/L		0.00
System Monitoring Compounds							
50) dibromofluoromethane (s)	9.60	113	955	0.51	ug/L		0.00
Spiked Amount 50.000	Range 59 - 130		Recovery = 1.02%#				
51) 1,2-dichloroethane-d4 (s)	10.02	65	1051	0.43	ug/L		-0.01
Spiked Amount 50.000	Range 65 - 123		Recovery = 0.86%#				
80) toluene-d8 (s)	12.06	98	2993	0.62	ug/L		0.00
Spiked Amount 50.000	Range 77 - 125		Recovery = 1.24%#				
105) 4-bromofluorobenzene (s)	14.70	95	1342	0.75	ug/L		0.00
Spiked Amount 50.000	Range 71 - 132		Recovery = 1.50%#				
Target Compounds							Qvalue
13) chloromethane	4.26	50	1355	0.73	ug/L		85
14) vinyl chloride	4.51	62	1183	0.70	ug/L		84
16) bromomethane	5.18	94	979	0.70	ug/L		78
17) chloroethane	5.36	64	502	0.65	ug/L		45
19) trichlorofluoromethane	5.80	101	1202	0.43	ug/L		81
23) 1,1-dichloroethene	6.64	61	1089	0.48	ug/L		80
28) carbon disulfide	7.04	76	2909	0.65	ug/L		90
32) methyl tert butyl ether	7.68	73	1946	0.36	ug/L		87
33) trans-1,2-dichloroethene	7.72	61	1054	0.47	ug/L		92
34) di-isopropyl ether	8.23	45	2407	0.51	ug/L		89
35) ethyl tert-butyl ether	8.69	59	2036	0.39	ug/L		98
37) 1,1-dichloroethane	8.30	63	1373	0.45	ug/L		85
38) chloroprene	8.38	53	894	0.42	ug/L		92
42) 2,2-dichloropropane	9.02	77	1168	0.42	ug/L		74
43) cis-1,2-dichloroethene	9.04	96	906	0.51	ug/L	#	71
47) chloroform	9.40	83	1689	0.51	ug/L		94
54) 1,1,1-trichloroethane	9.61	97	1117	0.37	ug/L		83
55) Cyclohexane	9.66	84	1151	0.59	ug/L	#	88
56) 2,2,4-trimethylpentane	10.02	57	2480	0.55	ug/L		87
57) tert-amyl methyl ether	10.07	73	2147	0.41	ug/L		97
61) carbon tetrachloride	9.82	117	956	0.42	ug/L		92
62) 1,1-dichloropropene	9.80	75	1020	0.57	ug/L		89
65) benzene	10.07	78	3172	0.58	ug/L		91
68) 1,2-dichloroethane	10.13	62	655	0.25	ug/L	#	47
69) trichloroethene	10.77	95	754	0.51	ug/L		95
72) 2-chloroethyl vinyl ether	11.59	63	1111	8.37	ug/L		92
74) 1,2-dichloropropane	11.06	63	752	0.58	ug/L		68
75) methylcyclohexane	10.95	83	1152	0.64	ug/L		86
76) Tert-amyl ethyl ether	10.91	59	1731	0.56	ug/L	#	91
78) bromodichloromethane	11.35	83	883	0.36	ug/L		92
79) cis-1,3-dichloropropene	11.80	75	1123	0.47	ug/L		94
82) toluene	12.13	91	3864	0.68	ug/L		99
84) trans-1,3-dichloropropene	12.37	75	845	0.35	ug/L		88

Quantitation Report (QT Reviewed)

Data Path : C:\MSDCHEM\1\DATA\
Data File : Y146734.D
Acq On : 24 Jun 2014 11:58 am
Operator : prashans
Sample : IC6377-0.5
Misc : MS69208,VY6377,5.0,,,,1
ALS Vial : 3 Sample Multiplier: 1

Quant Time: Jun 24 14:38:20 2014
Quant Method : C:\MSDCHEM\1\METHODS\MYS6377.M
Quant Title : Method SW846 8260B, ZB624 60m x 0.25mm x 1.4um
QLast Update : Tue Jun 24 14:19:47 2014
Response via : Initial Calibration

Internal Standards	R.T.	QIon	Response	Conc	Units		Dev(Min)
86) 1,1,2-trichloroethane	12.57	83	463	0.44	ug/L		97
89) tetrachloroethene	12.69	166	914	0.55	ug/L		94
90) 1,3-dichloropropane	12.76	76	871	0.43	ug/L		88
92) dibromochloromethane	13.01	129	732	0.39	ug/L		81
93) 1,2-dibromoethane	13.16	107	571	0.43	ug/L		91
96) chlorobenzene	13.59	112	2061	0.53	ug/L		86
97) 1,1,1,2-tetrachloroethane	13.65	131	656	0.38	ug/L		90
98) ethylbenzene	13.63	91	3938	0.61	ug/L		95
99) m,p-xylene	13.73	106	2998	1.26	ug/L		79
100) o-xylene	14.15	91	2920	0.56	ug/L		92
101) styrene	14.17	104	1950	0.52	ug/L		90
102) bromoform	14.46	173	473	0.36	ug/L		87
104) isopropylbenzene	14.48	105	3730	0.64	ug/L		93
107) bromobenzene	14.90	156	821	0.44	ug/L		81
109) 1,1,2,2-tetrachloroethane	14.81	83	838	0.54	ug/L		74
112) n-propylbenzene	14.89	91	4231	0.65	ug/L		95
113) 4-Ethyltoluene	14.98	105	2897	0.57	ug/L		97
114) 2-chlorotoluene	15.04	126	822	0.54	ug/L	#	86
115) 4-chlorotoluene	15.14	91	2623	0.58	ug/L		92
116) 1,3,5-trimethylbenzene	15.03	105	3143	0.62	ug/L		99
117) tert-butylbenzene	15.37	119	2576	0.63	ug/L		92
119) 1,2,4-trimethylbenzene	15.42	105	2865	0.59	ug/L		91
120) sec-butylbenzene	15.58	105	4024	0.67	ug/L		96
121) 1,3-dichlorobenzene	15.79	146	1651	0.47	ug/L		89
122) p-isopropyltoluene	15.70	119	3068	0.61	ug/L		94
123) 1,4-dichlorobenzene	15.87	146	1792	0.52	ug/L		89
124) 1,2-dichlorobenzene	16.27	146	1560	0.48	ug/L		84
125) n-butylbenzene	16.11	92	1626	0.65	ug/L		81
126) p-Diethylbenzene	16.08	119	1672	0.60	ug/L	#	81
128) 1,3,5-Trichlorobenzene	17.20	180	1387	0.52	ug/L	#	85
129) 1,2,4-trichlorobenzene	17.84	180	1093	0.48	ug/L		99
130) 1,2,4,5-tetramethylbenzene	16.86	119	2471	0.57	ug/L	#	96
131) hexachlorobutadiene	17.93	225	782	0.54	ug/L		91
132) naphthalene	18.13	128	2037	0.52	ug/L		87
133) 1,2,3-trichlorobenzene	18.37	180	984	0.49	ug/L		89
134) hexachloroethane	16.50	119	590	0.50	ug/L		91

(#) = qualifier out of range (m) = manual integration (+) = signals summed

Quantitation Report (QT Reviewed)

Data Path : C:\MSDCHEM\1\DATA\
Data File : Y146734.D
Acq On : 24 Jun 2014 11:58 am
Operator : prashans
Sample : IC6377-0.5
Misc : MS69208,VY6377,5.0,,,,1
ALS Vial : 3 Sample Multiplier: 1

Quant Time: Jun 24 14:38:20 2014
Quant Method : C:\MSDCHEM\1\METHODS\MYS6377.M
Quant Title : Method SW846 8260B, ZB624 60m x 0.25mm x 1.4um
QLast Update : Tue Jun 24 14:19:47 2014
Response via : Initial Calibration

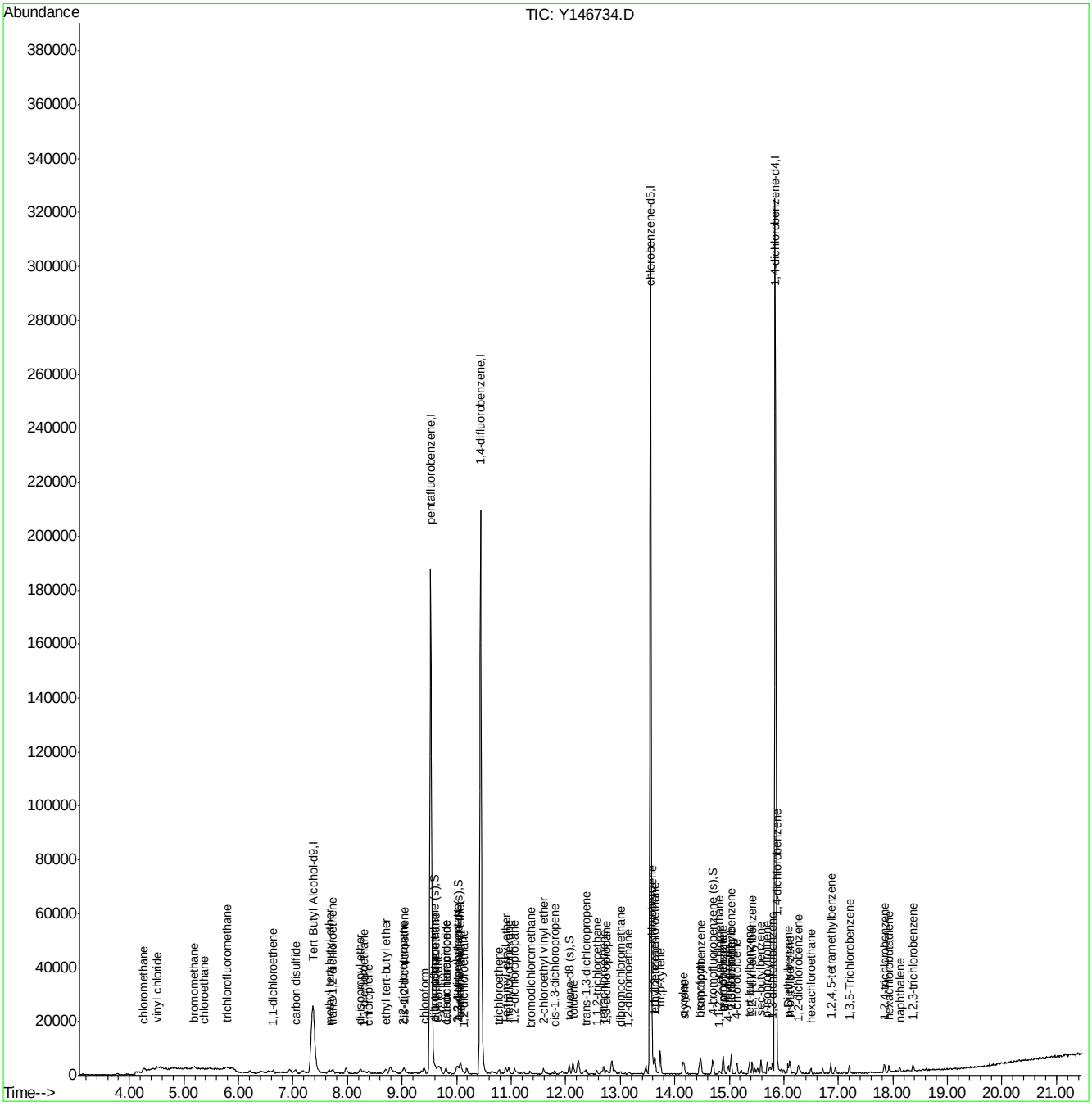

Quantitation Report (QT Reviewed)

Data Path : C:\MSDCHEM\1\DATA\
Data File : Y146735.D
Acq On : 24 Jun 2014 12:27 pm
Operator : prashans
Sample : IC6377-1
Misc : MS69208,VY6377,5.0,,,,1
ALS Vial : 4 Sample Multiplier: 1

Quant Time: Jun 24 14:43:14 2014
Quant Method : C:\MSDCHEM\1\METHODS\MYS6377.M
Quant Title : Method SW846 8260B, ZB624 60m x 0.25mm x 1.4um
QLast Update : Tue Jun 24 14:19:47 2014
Response via : Initial Calibration

Internal Standards	R.T.	QIon	Response	Conc	Units		Dev(Min)
1) Tert Butyl Alcohol-d9	7.36	65	59972	500.00	ug/L		0.00
5) pentafluorobenzene	9.52	168	173758	50.00	ug/L		-0.01
58) 1,4-difluorobenzene	10.44	114	209136	50.00	ug/L		0.00
88) chlorobenzene-d5	13.56	117	182071	50.00	ug/L		0.00
103) 1,4-dichlorobenzene-d4	15.85	152	94334	50.00	ug/L		0.00
System Monitoring Compounds							
50) dibromofluoromethane (s)	9.61	113	1761	0.96	ug/L		0.00
Spiked Amount 50.000	Range 59 - 130		Recovery = 1.92%#				
51) 1,2-dichloroethane-d4 (s)	10.03	65	1888	0.79	ug/L		0.00
Spiked Amount 50.000	Range 65 - 123		Recovery = 1.58%#				
80) toluene-d8 (s)	12.06	98	6015	1.26	ug/L		0.00
Spiked Amount 50.000	Range 77 - 125		Recovery = 2.52%#				
105) 4-bromofluorobenzene (s)	14.70	95	2343	1.30	ug/L		0.00
Spiked Amount 50.000	Range 71 - 132		Recovery = 2.60%#				
Target Compounds							Qvalue
2) 1,4-dioxane	11.18	88	237	18.58	ug/L	#	35
4) tertiary butyl alcohol	7.47	59	759	4.35	ug/L		44
11) chlorodifluoromethane	3.96	51	1216	0.88	ug/L	#	61
12) dichlorodifluoromethane	3.95	85	1511	0.76	ug/L		90
13) chloromethane	4.27	50	2286	1.26	ug/L		96
14) vinyl chloride	4.51	62	1881	1.13	ug/L		88
16) bromomethane	5.18	94	1653	1.21	ug/L		74
17) chloroethane	5.36	64	810	1.08	ug/L		54
19) trichlorofluoromethane	5.81	101	2195	0.79	ug/L		80
20) ethyl ether	6.20	74	671	0.86	ug/L		85
22) acrolein	6.51	56	535185	2105.24	ug/L		99
23) 1,1-dichloroethene	6.63	61	1859	0.83	ug/L		91
27) iodomethane	6.93	142	2360	0.81	ug/L		85
28) carbon disulfide	7.04	76	4591	1.05	ug/L		95
32) methyl tert butyl ether	7.68	73	4240	0.80	ug/L		89
33) trans-1,2-dichloroethene	7.72	61	1805	0.82	ug/L		95
34) di-isopropyl ether	8.24	45	4982	1.08	ug/L		96
35) ethyl tert-butyl ether	8.70	59	4765	0.93	ug/L		90
37) 1,1-dichloroethane	8.31	63	2505	0.84	ug/L		96
38) chloroprene	8.39	53	1758	0.83	ug/L		90
39) acrylonitrile	7.79	53	1945	5.03	ug/L		90
42) 2,2-dichloropropane	9.02	77	2116	0.77	ug/L		87
43) cis-1,2-dichloroethene	9.04	96	1660	0.94	ug/L		99
44) propionitrile	9.18	54	1215	7.33	ug/L		88
45) bromochloromethane	9.36	130	979	0.81	ug/L		89
47) chloroform	9.40	83	2939	0.90	ug/L		91
48) tert-Butyl Formate	9.41	59	852	1.03	ug/L	#	57
54) 1,1,1-trichloroethane	9.62	97	1925	0.64	ug/L		76
55) Cyclohexane	9.67	84	2022	1.05	ug/L	#	92
56) 2,2,4-trimethylpentane	10.01	57	5449	1.23	ug/L		94
57) tert-amyl methyl ether	10.08	73	4814	0.93	ug/L		91
59) epichlorohydrin	11.74	57	570	5.37	ug/L		53
60) n-butyl alcohol	10.64	56	1816	61.75	ug/L		91

Quantitation Report (QT Reviewed)

Data Path : C:\MSDCHEM\1\DATA\
Data File : Y146735.D
Acq On : 24 Jun 2014 12:27 pm
Operator : prashans
Sample : IC6377-1
Misc : MS69208,VY6377,5.0,,,,1
ALS Vial : 4 Sample Multiplier: 1

Quant Time: Jun 24 14:43:14 2014
Quant Method : C:\MSDCHEM\1\METHODS\MYS6377.M
Quant Title : Method SW846 8260B, ZB624 60m x 0.25mm x 1.4um
QLast Update : Tue Jun 24 14:19:47 2014
Response via : Initial Calibration

Internal Standards	R.T.	QIon	Response	Conc	Units		Dev(Min)
61) carbon tetrachloride	9.81	117	1817	0.82	ug/L		88
62) 1,1-dichloropropene	9.80	75	1703	0.97	ug/L		95
65) benzene	10.07	78	5848	1.09	ug/L		98
66) heptane	10.19	57	1186	1.62	ug/L		95
68) 1,2-dichloroethane	10.12	62	1585	0.62	ug/L		93
69) trichloroethene	10.77	95	1398	0.97	ug/L		91
72) 2-chloroethyl vinyl ether	11.59	63	2636	20.22	ug/L		96
74) 1,2-dichloropropane	11.06	63	1529	1.19	ug/L		80
75) methylcyclohexane	10.96	83	2394	1.35	ug/L		89
76) Tert-amyl ethyl ether	10.89	59	3224	1.05	ug/L	#	92
77) dibromomethane	11.23	93	742	0.75	ug/L		84
78) bromodichloromethane	11.34	83	1945	0.80	ug/L		92
79) cis-1,3-dichloropropene	11.80	75	2443	1.03	ug/L		95
82) toluene	12.13	91	6398	1.15	ug/L		98
84) trans-1,3-dichloropropene	12.36	75	2031	0.87	ug/L		97
85) ethyl methacrylate	12.33	69	1641	1.13	ug/L		95
86) 1,1,2-trichloroethane	12.57	83	1057	1.02	ug/L		95
89) tetrachloroethene	12.70	166	1533	0.94	ug/L		97
90) 1,3-dichloropropane	12.75	76	2116	1.07	ug/L		95
92) dibromochloromethane	13.01	129	1488	0.81	ug/L		98
93) 1,2-dibromoethane	13.16	107	1234	0.94	ug/L		99
94) 3,3-Dimethyl-1-Butanol	12.90	57	1509	14.81	ug/L	#	68
96) chlorobenzene	13.59	112	4078	1.08	ug/L		87
97) 1,1,1,2-tetrachloroethane	13.65	131	1418	0.84	ug/L		73
98) ethylbenzene	13.63	91	6708	1.06	ug/L		94
99) m,p-xylene	13.73	106	5191	2.23	ug/L		87
100) o-xylene	14.15	91	5290	1.03	ug/L		94
101) styrene	14.17	104	4083	1.11	ug/L		93
102) bromoform	14.46	173	1008	0.78	ug/L		87
104) isopropylbenzene	14.48	105	6413	1.10	ug/L		97
107) bromobenzene	14.90	156	1792	0.96	ug/L		88
108) cyclohexanone	14.69	55	3068	19.92	ug/L		92
109) 1,1,2,2-tetrachloroethane	14.82	83	1829	1.17	ug/L		85
111) 1,2,3-trichloropropane	14.90	110	390	0.94	ug/L		82
112) n-propylbenzene	14.88	91	7303	1.11	ug/L		99
113) 4-Ethyltoluene	14.98	105	5803	1.13	ug/L		98
114) 2-chlorotoluene	15.04	126	1534	1.01	ug/L		99
115) 4-chlorotoluene	15.14	91	4690	1.04	ug/L		95
116) 1,3,5-trimethylbenzene	15.03	105	5282	1.04	ug/L		96
117) tert-butylbenzene	15.37	119	4493	1.10	ug/L		88
118) pentachloroethane	15.48	167	1079	0.87	ug/L		85
119) 1,2,4-trimethylbenzene	15.42	105	5284	1.09	ug/L		93
120) sec-butylbenzene	15.58	105	6903	1.15	ug/L		99
121) 1,3-dichlorobenzene	15.79	146	3229	0.93	ug/L		98
122) p-isopropyltoluene	15.70	119	5856	1.15	ug/L		89
123) 1,4-dichlorobenzene	15.87	146	3472	1.01	ug/L		95
124) 1,2-dichlorobenzene	16.27	146	3189	0.98	ug/L		96
125) n-butylbenzene	16.11	92	2810	1.11	ug/L		88
126) p-Diethylbenzene	16.08	119	3268	1.17	ug/L	#	78
128) 1,3,5-Trichlorobenzene	17.20	180	2681	1.00	ug/L		96

Quantitation Report (QT Reviewed)

Data Path : C:\MSDCHEM\1\DATA\
Data File : Y146735.D
Acq On : 24 Jun 2014 12:27 pm
Operator : prashans
Sample : IC6377-1
Misc : MS69208,VY6377,5.0,,,,1
ALS Vial : 4 Sample Multiplier: 1

Quant Time: Jun 24 14:43:14 2014
Quant Method : C:\MSDCHEM\1\METHODS\MYS6377.M
Quant Title : Method SW846 8260B, ZB624 60m x 0.25mm x 1.4um
QLast Update : Tue Jun 24 14:19:47 2014
Response via : Initial Calibration

Internal Standards	R.T.	QIon	Response	Conc	Units	Dev(Min)
129) 1,2,4-trichlorobenzene	17.84	180	2242	0.98	ug/L	89
130) 1,2,4,5-tetramethylbenzene	16.86	119	4738	1.08	ug/L	95
131) hexachlorobutadiene	17.93	225	1374	0.94	ug/L	91
132) naphthalene	18.13	128	4156	1.06	ug/L	95
133) 1,2,3-trichlorobenzene	18.37	180	2041	1.02	ug/L	96
134) hexachloroethane	16.50	119	1112	0.93	ug/L	92
135) Benzyl chloride	16.00	91	3234	1.12	ug/L	96

(#) = qualifier out of range (m) = manual integration (+) = signals summed

Quantitation Report (QT Reviewed)

Data Path : C:\MSDCHEM\1\DATA\
Data File : Y146735.D
Acq On : 24 Jun 2014 12:27 pm
Operator : prashans
Sample : IC6377-1
Misc : MS69208,VY6377,5.0,,,,1
ALS Vial : 4 Sample Multiplier: 1

Quant Time: Jun 24 14:43:14 2014
Quant Method : C:\MSDCHEM\1\METHODS\MYS6377.M
Quant Title : Method SW846 8260B, ZB624 60m x 0.25mm x 1.4um
QLast Update : Tue Jun 24 14:19:47 2014
Response via : Initial Calibration

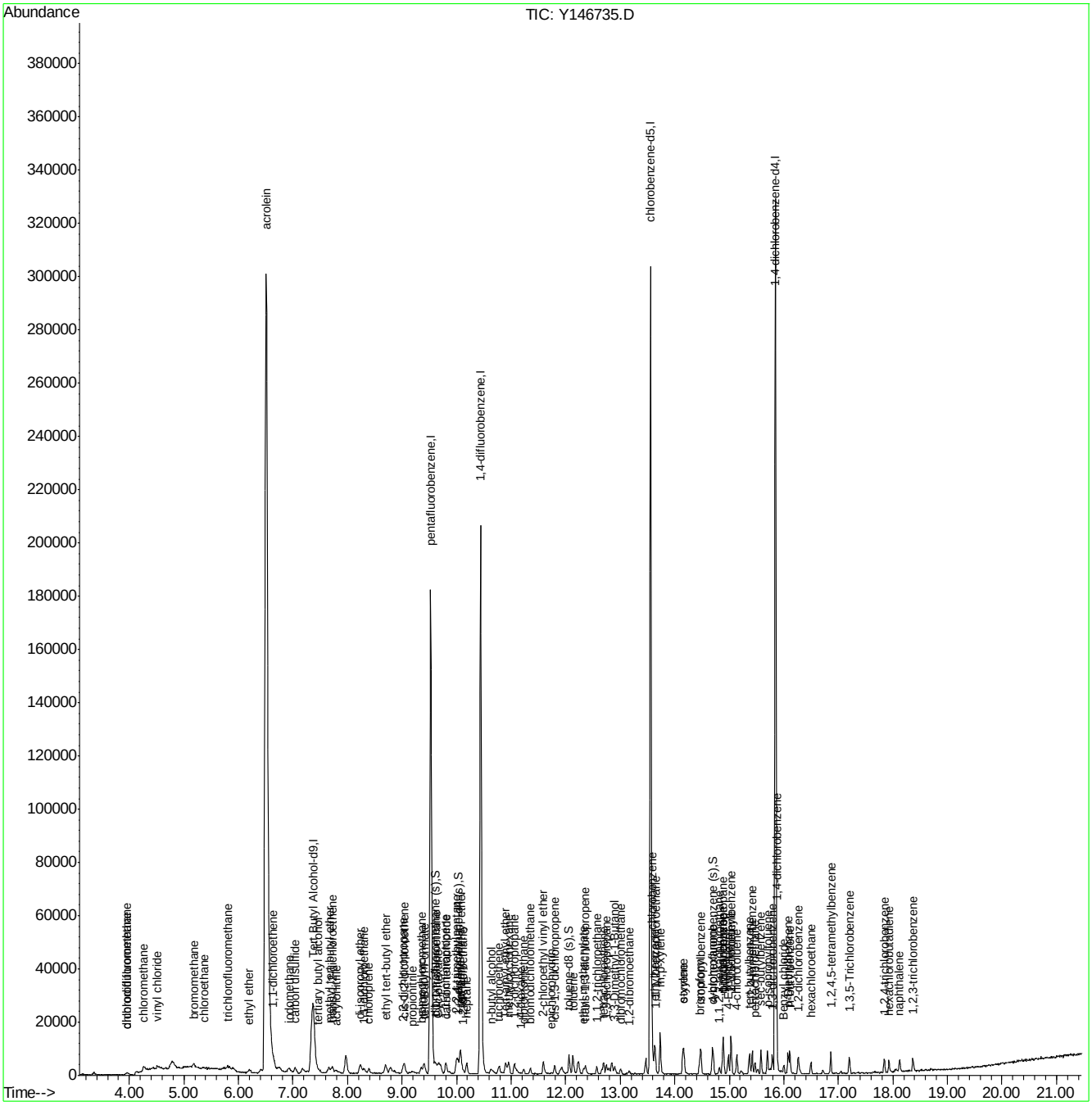

Quantitation Report (QT Reviewed)

Data Path : C:\MSDCHEM\1\DATA\
Data File : Y146736.D
Acq On : 24 Jun 2014 12:56 pm
Operator : prashans
Sample : IC6377-2
Misc : MS69208,VY6377,5.0,,,,1
ALS Vial : 5 Sample Multiplier: 1

Quant Time: Jun 24 14:52:41 2014
Quant Method : C:\MSDCHEM\1\METHODS\MYS6377.M
Quant Title : Method SW846 8260B, ZB624 60m x 0.25mm x 1.4um
QLast Update : Tue Jun 24 14:19:47 2014
Response via : Initial Calibration

Internal Standards	R.T.	QIon	Response	Conc	Units		Dev(Min)
1) Tert Butyl Alcohol-d9	7.36	65	55673	500.00	ug/L		0.00
5) pentafluorobenzene	9.52	168	169892	50.00	ug/L		-0.01
58) 1,4-difluorobenzene	10.44	114	206825	50.00	ug/L		0.00
88) chlorobenzene-d5	13.56	117	181126	50.00	ug/L		0.00
103) 1,4-dichlorobenzene-d4	15.85	152	92632	50.00	ug/L		0.00
System Monitoring Compounds							
50) dibromofluoromethane (s)	9.61	113	3206	1.80	ug/L		0.00
Spiked Amount 50.000	Range 59 - 130		Recovery = 3.60%#				
51) 1,2-dichloroethane-d4 (s)	10.03	65	3270	1.40	ug/L		0.00
Spiked Amount 50.000	Range 65 - 123		Recovery = 2.80%#				
80) toluene-d8 (s)	12.06	98	10833	2.29	ug/L		0.00
Spiked Amount 50.000	Range 77 - 125		Recovery = 4.58%#				
105) 4-bromofluorobenzene (s)	14.70	95	4213	2.38	ug/L		0.00
Spiked Amount 50.000	Range 71 - 132		Recovery = 4.76%#				
Target Compounds							Qvalue
4) tertiary butyl alcohol	7.48	59	1432	8.83	ug/L	#	64
11) chlorodifluoromethane	3.97	51	2217	1.64	ug/L	#	86
12) dichlorodifluoromethane	3.94	85	2402	1.23	ug/L		90
13) chloromethane	4.26	50	3338	1.88	ug/L		96
14) vinyl chloride	4.51	62	2882	1.77	ug/L		91
16) bromomethane	5.18	94	2508	1.87	ug/L		90
17) chloroethane	5.36	64	1384	1.88	ug/L		79
19) trichlorofluoromethane	5.80	101	3372	1.24	ug/L		86
20) ethyl ether	6.20	74	1312	1.72	ug/L		81
21) 2-chloropropane	6.42	63	914	1.79	ug/L	#	35
22) acrolein	6.51	56	261460	1051.90	ug/L		99
23) 1,1-dichloroethene	6.64	61	3484	1.59	ug/L		96
27) iodomethane	6.93	142	4496	1.58	ug/L		83
28) carbon disulfide	7.04	76	8322	1.94	ug/L		92
30) methylene chloride	7.38	49	10499	4.62	ug/L		93
32) methyl tert butyl ether	7.66	73	7764	1.51	ug/L		94
33) trans-1,2-dichloroethene	7.72	61	3527	1.63	ug/L		95
34) di-isopropyl ether	8.23	45	8823	1.96	ug/L		92
35) ethyl tert-butyl ether	8.70	59	8335	1.66	ug/L		97
37) 1,1-dichloroethane	8.30	63	4472	1.53	ug/L		97
38) chloroprene	8.39	53	3105	1.51	ug/L		92
39) acrylonitrile	7.78	53	3771	9.97	ug/L		82
42) 2,2-dichloropropane	9.02	77	3657	1.36	ug/L		95
43) cis-1,2-dichloroethene	9.04	96	3029	1.76	ug/L	#	71
44) propionitrile	9.19	54	2890	17.83	ug/L		71
45) bromochloromethane	9.36	130	1861	1.58	ug/L		94
47) chloroform	9.40	83	4737	1.48	ug/L		97
48) tert-Butyl Formate	9.41	59	1665	2.06	ug/L		86
49) isobutyl alcohol	9.86	41	1046	22.56	ug/L	#	74
52) freon 113	6.57	151	1563	1.55	ug/L		77
54) 1,1,1-trichloroethane	9.62	97	3466	1.18	ug/L		89
55) Cyclohexane	9.67	84	3812	2.03	ug/L	#	98
56) 2,2,4-trimethylpentane	10.01	57	9677	2.24	ug/L		98

Quantitation Report (QT Reviewed)

Data Path : C:\MSDCHEM\1\DATA\
Data File : Y146736.D
Acq On : 24 Jun 2014 12:56 pm
Operator : prashans
Sample : IC6377-2
Misc : MS69208,VY6377,5.0,,,,1
ALS Vial : 5 Sample Multiplier: 1

Quant Time: Jun 24 14:52:41 2014
Quant Method : C:\MSDCHEM\1\METHODS\MYS6377.M
Quant Title : Method SW846 8260B, ZB624 60m x 0.25mm x 1.4um
QLast Update : Tue Jun 24 14:19:47 2014
Response via : Initial Calibration

Internal Standards	R.T.	QIon	Response	Conc	Units		Dev(Min)
57) tert-amyl methyl ether	10.08	73	8213	1.63	ug/L		95
59) epichlorohydrin	11.74	57	1127	10.74	ug/L		53
60) n-butyl alcohol	10.63	56	3268	112.36	ug/L		96
61) carbon tetrachloride	9.82	117	3147	1.43	ug/L		96
62) 1,1-dichloropropene	9.80	75	3200	1.84	ug/L		90
63) hexane	7.97	57	4984	4.37	ug/L		98
64) Tert Amyl Alcohol	9.97	73	757	10.81	ug/L	#	68
65) benzene	10.07	78	10635	2.01	ug/L		98
66) heptane	10.18	57	2116	2.92	ug/L		91
67) isopropyl acetate	9.99	61	940	2.05	ug/L	#	84
68) 1,2-dichloroethane	10.11	62	2997	1.19	ug/L		94
69) trichloroethene	10.78	95	2487	1.74	ug/L		87
71) 2-nitropropane	11.59	41	959	2.19	ug/L	#	4
72) 2-chloroethyl vinyl ether	11.58	63	4936	38.28	ug/L		92
73) methyl methacrylate	11.07	69	1556	2.10	ug/L		86
74) 1,2-dichloropropane	11.06	63	2739	2.16	ug/L		84
75) methylcyclohexane	10.96	83	4192	2.38	ug/L		91
76) Tert-amyl ethyl ether	10.90	59	5970	1.97	ug/L	#	96
77) dibromomethane	11.23	93	1608	1.65	ug/L		89
78) bromodichloromethane	11.35	83	3550	1.48	ug/L		96
79) cis-1,3-dichloropropene	11.79	75	4481	1.91	ug/L		94
81) 4-methyl-2-pentanone	11.89	58	882	2.07	ug/L	#	41
82) toluene	12.13	91	11792	2.14	ug/L		95
83) 3-methyl-1-butanol	11.93	70	1204	41.72	ug/L		91
84) trans-1,3-dichloropropene	12.36	75	3923	1.70	ug/L		92
85) ethyl methacrylate	12.33	69	2997	2.08	ug/L		91
86) 1,1,2-trichloroethane	12.57	83	1993	1.94	ug/L		98
87) 2-hexanone	12.74	58	856	2.33	ug/L	#	68
89) tetrachloroethene	12.70	166	2780	1.72	ug/L		94
90) 1,3-dichloropropane	12.75	76	3646	1.85	ug/L		94
91) butyl acetate	12.79	56	1379	2.12	ug/L	#	46
92) dibromochloromethane	13.01	129	2850	1.56	ug/L		94
93) 1,2-dibromoethane	13.16	107	2289	1.76	ug/L		92
94) 3,3-Dimethyl-1-Butanol	12.90	57	2555	25.21	ug/L	#	70
96) chlorobenzene	13.59	112	7380	1.96	ug/L		90
97) 1,1,1,2-tetrachloroethane	13.65	131	2640	1.57	ug/L		89
98) ethylbenzene	13.63	91	12297	1.96	ug/L		96
99) m,p-xylene	13.73	106	9387	4.05	ug/L		84
100) o-xylene	14.15	91	9631	1.88	ug/L		98
101) styrene	14.17	104	7592	2.07	ug/L		92
102) bromoform	14.46	173	1925	1.50	ug/L		86
104) isopropylbenzene	14.48	105	11334	1.98	ug/L		99
107) bromobenzene	14.89	156	3284	1.80	ug/L		96
108) cyclohexanone	14.69	55	5467	36.16	ug/L		86
109) 1,1,2,2-tetrachloroethane	14.82	83	3316	2.16	ug/L		91
110) trans-1,4-dichloro-2-buten	14.87	53	700	1.69	ug/L	#	59
111) 1,2,3-trichloropropane	14.90	110	720	1.77	ug/L		94
112) n-propylbenzene	14.88	91	13106	2.03	ug/L		99
113) 4-Ethyltoluene	14.98	105	10023	1.99	ug/L	#	95
114) 2-chlorotoluene	15.04	126	2970	1.99	ug/L	#	71

Quantitation Report (QT Reviewed)

Data Path : C:\MSDCHEM\1\DATA\
Data File : Y146736.D
Acq On : 24 Jun 2014 12:56 pm
Operator : prashans
Sample : IC6377-2
Misc : MS69208,VY6377,5.0,,,,1
ALS Vial : 5 Sample Multiplier: 1

Quant Time: Jun 24 14:52:41 2014
Quant Method : C:\MSDCHEM\1\METHODS\MYS6377.M
Quant Title : Method SW846 8260B, ZB624 60m x 0.25mm x 1.4um
QLast Update : Tue Jun 24 14:19:47 2014
Response via : Initial Calibration

Internal Standards	R.T.	QIon	Response	Conc	Units		Dev(Min)
115) 4-chlorotoluene	15.14	91	8574	1.94	ug/L		95
116) 1,3,5-trimethylbenzene	15.03	105	9604	1.92	ug/L		89
117) tert-butylbenzene	15.37	119	7809	1.94	ug/L		89
118) pentachloroethane	15.47	167	1977	1.63	ug/L		97
119) 1,2,4-trimethylbenzene	15.42	105	9424	1.97	ug/L		87
120) sec-butylbenzene	15.58	105	11836	2.01	ug/L		97
121) 1,3-dichlorobenzene	15.79	146	6150	1.79	ug/L		97
122) p-isopropyltoluene	15.70	119	10276	2.06	ug/L		90
123) 1,4-dichlorobenzene	15.87	146	6443	1.90	ug/L		97
124) 1,2-dichlorobenzene	16.27	146	5806	1.82	ug/L		96
125) n-butylbenzene	16.11	92	5203	2.10	ug/L		95
126) p-Diethylbenzene	16.08	119	5629	2.05	ug/L	#	75
127) 1,2-dibromo-3-chloropropan	17.06	157	558	1.75	ug/L	#	78
128) 1,3,5-Trichlorobenzene	17.20	180	4933	1.87	ug/L		99
129) 1,2,4-trichlorobenzene	17.84	180	4122	1.84	ug/L		97
130) 1,2,4,5-tetramethylbenzene	16.86	119	8872	2.07	ug/L		98
131) hexachlorobutadiene	17.93	225	2424	1.70	ug/L		97
132) naphthalene	18.13	128	8278	2.16	ug/L		99
133) 1,2,3-trichlorobenzene	18.37	180	3865	1.96	ug/L		97
134) hexachloroethane	16.50	119	1992	1.70	ug/L		96
135) Benzyl chloride	16.00	91	5501	1.94	ug/L		97

(#) = qualifier out of range (m) = manual integration (+) = signals summed

Quantitation Report (QT Reviewed)

Data Path : C:\MSDCHEM\1\DATA\
Data File : Y146736.D
Acq On : 24 Jun 2014 12:56 pm
Operator : prashans
Sample : IC6377-2
Misc : MS69208,VY6377,5.0,,,,1
ALS Vial : 5 Sample Multiplier: 1

Quant Time: Jun 24 14:52:41 2014
Quant Method : C:\MSDCHEM\1\METHODS\MYS6377.M
Quant Title : Method SW846 8260B, ZB624 60m x 0.25mm x 1.4um
QLast Update : Tue Jun 24 14:19:47 2014
Response via : Initial Calibration

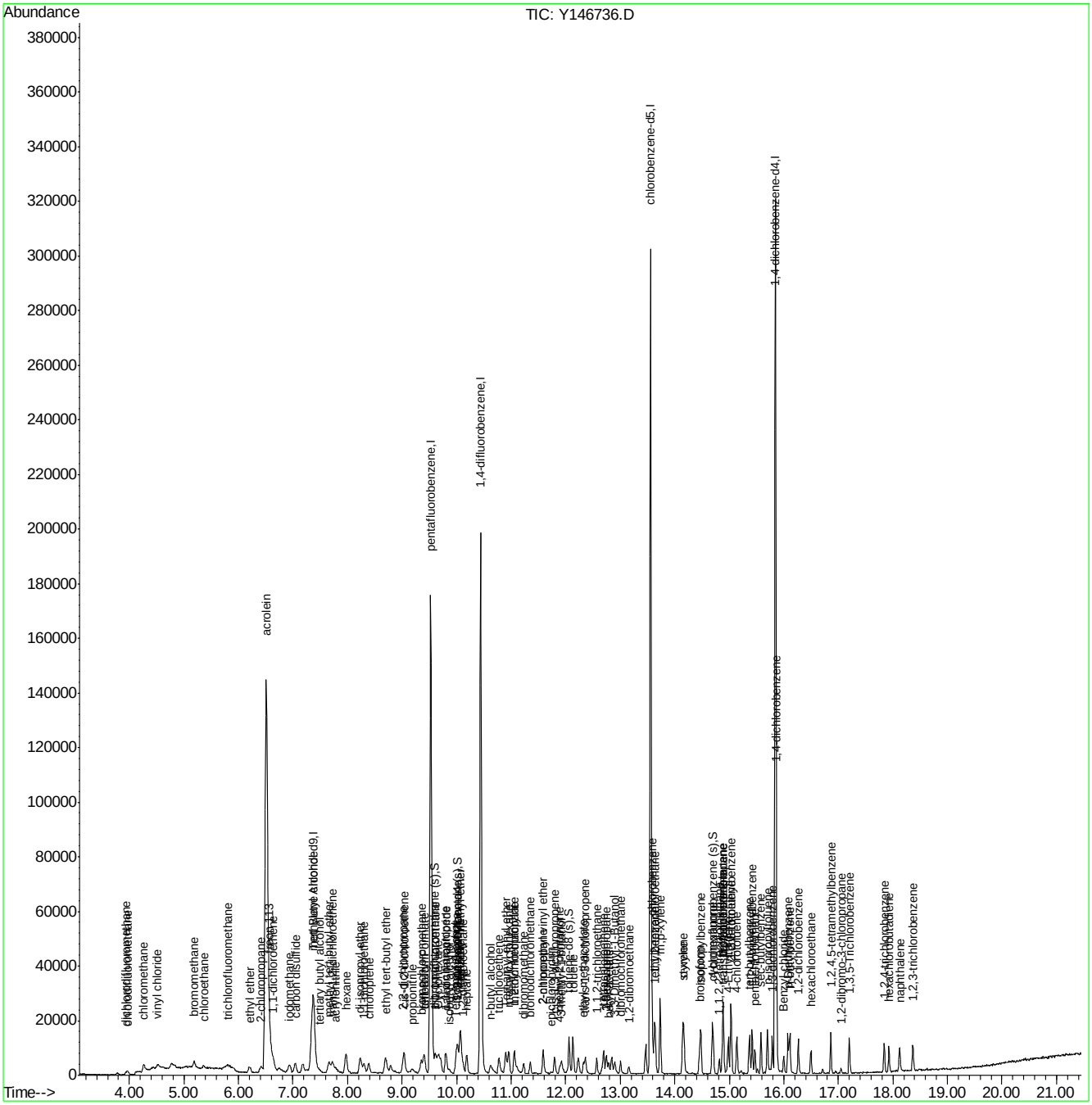

Quantitation Report (QT Reviewed)

Data Path : C:\MSDCHEM\1\DATA\
Data File : Y146737.D
Acq On : 24 Jun 2014 1:25 pm
Operator : prashans
Sample : IC6377-5
Misc : MS69208,VY6377,5.0,,,,1
ALS Vial : 6 Sample Multiplier: 1

Quant Time: Jun 25 11:08:56 2014
Quant Method : C:\MSDCHEM\1\METHODS\MYS6377.M
Quant Title : Method SW846 8260B, ZB624 60m x 0.25mm x 1.4um
QLast Update : Wed Jun 25 11:08:24 2014
Response via : Initial Calibration

Internal Standards	R.T.	QIon	Response	Conc	Units		Dev(Min)
1) Tert Butyl Alcohol-d9	7.35	65	61905	500.00	ug/L		0.00
5) pentafluorobenzene	9.52	168	177420	50.00	ug/L		0.00
58) 1,4-difluorobenzene	10.44	114	215095	50.00	ug/L		0.00
88) chlorobenzene-d5	13.56	117	182964	50.00	ug/L		0.00
103) 1,4-dichlorobenzene-d4	15.85	152	94626	50.00	ug/L		0.00
System Monitoring Compounds							
50) dibromofluoromethane (s)	9.60	113	7021	5.07	ug/L		0.00
Spiked Amount 50.000	Range 59 - 130		Recovery = 10.14%#				
51) 1,2-dichloroethane-d4 (s)	10.03	65	7604	5.19	ug/L		0.00
Spiked Amount 50.000	Range 65 - 123		Recovery = 10.38%#				
80) toluene-d8 (s)	12.06	98	25527	5.13	ug/L		0.00
Spiked Amount 50.000	Range 77 - 125		Recovery = 10.26%#				
105) 4-bromofluorobenzene (s)	14.70	95	9296	4.90	ug/L		0.00
Spiked Amount 50.000	Range 71 - 132		Recovery = 9.80%#				
Target Compounds							Qvalue
2) 1,4-dioxane	11.18	88	1814	122.38	ug/L	#	95
4) tertiary butyl alcohol	7.47	59	4332	26.42	ug/L		84
11) chlorodifluoromethane	3.96	51	5484	4.76	ug/L		96
12) dichlorodifluoromethane	3.94	85	6847	5.08	ug/L		97
13) chloromethane	4.27	50	9409	4.95	ug/L		99
14) vinyl chloride	4.51	62	8716	5.13	ug/L		96
16) bromomethane	5.19	94	6572	4.99	ug/L		96
17) chloroethane	5.37	64	4017	5.13	ug/L		85
19) trichlorofluoromethane	5.81	101	9109	5.00	ug/L		92
20) ethyl ether	6.20	74	3764	5.10	ug/L		98
21) 2-chloropropane	6.40	63	2549	4.95	ug/L		74
22) acrolein	6.52	56	16519	58.74	ug/L		87
23) 1,1-dichloroethene	6.64	61	9461	5.04	ug/L		97
24) acetone	6.75	43	4839	6.44	ug/L		99
25) allyl chloride	7.18	76	3483	5.22	ug/L		77
26) acetonitrile	7.25	40	6391	60.12	ug/L	#	72
27) iodomethane	6.93	142	11987	5.05	ug/L		99
28) carbon disulfide	7.04	76	21937	4.90	ug/L		98
29) 1-chloropropane	7.38	42	16421	4.53	ug/L	#	84
30) methylene chloride	7.38	49	14960	4.63	ug/L		95
31) methyl acetate	7.20	74	778	4.04	ug/L	#	58
32) methyl tert butyl ether	7.66	73	20537	5.03	ug/L		98
33) trans-1,2-dichloroethene	7.72	61	9401	4.99	ug/L		98
34) di-isopropyl ether	8.24	45	22763	4.66	ug/L		97
35) ethyl tert-butyl ether	8.70	59	21679	4.75	ug/L		99
36) 2-butanone	9.04	72	899	4.76	ug/L	#	61
37) 1,1-dichloroethane	8.30	63	12272	5.01	ug/L		97
38) chloroprene	8.38	53	8517	4.90	ug/L		95
39) acrylonitrile	7.76	53	11614	25.77	ug/L		98
40) vinyl acetate	8.31	86	658	3.44	ug/L	#	15
41) ethyl acetate	9.02	45	862	4.27	ug/L	#	10
42) 2,2-dichloropropane	9.02	77	9356	4.89	ug/L		96
43) cis-1,2-dichloroethene	9.04	96	7715	4.87	ug/L		95

Quantitation Report (QT Reviewed)

Data Path : C:\MSDCHEM\1\DATA\
Data File : Y146737.D
Acq On : 24 Jun 2014 1:25 pm
Operator : prashans
Sample : IC6377-5
Misc : MS69208,VY6377,5.0,,,,1
ALS Vial : 6 Sample Multiplier: 1

Quant Time: Jun 25 11:08:56 2014
Quant Method : C:\MSDCHEM\1\METHODS\MYS6377.M
Quant Title : Method SW846 8260B, ZB624 60m x 0.25mm x 1.4um
QLast Update : Wed Jun 25 11:08:24 2014
Response via : Initial Calibration

Internal Standards	R.T.	QIon	Response	Conc	Units		Dev(Min)
44) propionitrile	9.17	54	9211	51.07	ug/L		84
45) bromochloromethane	9.35	130	4904	4.98	ug/L		89
46) tetrahydrofuran	9.38	72	904	5.04	ug/L	#	87
47) chloroform	9.40	83	12186	4.95	ug/L		99
48) tert-Butyl Formate	9.41	59	4414	4.78	ug/L		97
49) isobutyl alcohol	9.86	41	2966	55.61	ug/L	#	91
52) freon 113	6.58	151	4534	5.05	ug/L		97
53) methacrylonitrile	9.33	67	2542	4.85	ug/L		94
54) 1,1,1-trichloroethane	9.62	97	9441	4.93	ug/L		97
55) Cyclohexane	9.67	84	9909	5.07	ug/L	#	95
56) 2,2,4-trimethylpentane	10.01	57	25192	5.00	ug/L		91
57) tert-amyl methyl ether	10.07	73	21428	4.82	ug/L		97
59) epichlorohydrin	11.73	57	3310	25.07	ug/L		92
60) n-butyl alcohol	10.61	56	10380	249.15	ug/L		93
61) carbon tetrachloride	9.81	117	8508	4.95	ug/L		94
62) 1,1-dichloropropene	9.80	75	8577	4.91	ug/L		100
63) hexane	7.97	57	10003	5.61	ug/L		97
64) Tert Amyl Alcohol	9.97	73	2353	27.18	ug/L	#	75
65) benzene	10.07	78	27602	4.85	ug/L		98
66) heptane	10.19	57	5502	5.21	ug/L		88
67) isopropyl acetate	9.99	61	2685	4.80	ug/L		94
68) 1,2-dichloroethane	10.11	62	8201	5.11	ug/L		98
69) trichloroethene	10.77	95	6945	5.03	ug/L		97
70) ethyl acrylate	10.79	55	6953	4.26	ug/L		98
71) 2-nitropropane	11.58	41	2363	5.24	ug/L	#	71
72) 2-chloroethyl vinyl ether	11.58	63	14086	23.99	ug/L		98
73) methyl methacrylate	11.05	69	4550	5.01	ug/L		93
74) 1,2-dichloropropane	11.06	63	7301	4.98	ug/L		96
75) methylcyclohexane	10.96	83	11202	4.93	ug/L		97
76) Tert-amyl ethyl ether	10.90	59	16259	4.82	ug/L		98
77) dibromomethane	11.23	93	4304	5.06	ug/L		97
78) bromodichloromethane	11.35	83	9395	4.97	ug/L		99
79) cis-1,3-dichloropropene	11.79	75	11842	4.96	ug/L		97
81) 4-methyl-2-pentanone	11.89	58	2629	4.99	ug/L	#	84
82) toluene	12.13	91	29617	4.84	ug/L		99
83) 3-methyl-1-butanol	11.92	70	3977	102.02	ug/L		97
84) trans-1,3-dichloropropene	12.36	75	10706	5.14	ug/L		98
85) ethyl methacrylate	12.32	69	8589	4.99	ug/L		93
86) 1,1,2-trichloroethane	12.57	83	5443	5.13	ug/L		97
87) 2-hexanone	12.74	58	3003	5.12	ug/L		98
89) tetrachloroethene	12.70	166	7946	5.09	ug/L		98
90) 1,3-dichloropropane	12.75	76	9797	5.05	ug/L		97
91) butyl acetate	12.79	56	4066	4.57	ug/L	#	74
92) dibromochloromethane	13.00	129	7595	5.02	ug/L		95
93) 1,2-dibromoethane	13.15	107	6500	5.21	ug/L		95
94) 3,3-Dimethyl-1-Butanol	12.90	57	7482	51.25	ug/L	#	98
96) chlorobenzene	13.59	112	19470	5.06	ug/L		96
97) 1,1,1,2-tetrachloroethane	13.65	131	7101	5.13	ug/L		97
98) ethylbenzene	13.63	91	31311	4.89	ug/L		96
99) m,p-xylene	13.73	106	24764	9.83	ug/L		99

Quantitation Report (QT Reviewed)

Data Path : C:\MSDCHEM\1\DATA\
Data File : Y146737.D
Acq On : 24 Jun 2014 1:25 pm
Operator : prashans
Sample : IC6377-5
Misc : MS69208,VY6377,5.0,,,,1
ALS Vial : 6 Sample Multiplier: 1

Quant Time: Jun 25 11:08:56 2014
Quant Method : C:\MSDCHEM\1\METHODS\MYS6377.M
Quant Title : Method SW846 8260B, ZB624 60m x 0.25mm x 1.4um
QLast Update : Wed Jun 25 11:08:24 2014
Response via : Initial Calibration

Internal Standards	R.T.	QIon	Response	Conc	Units		Dev(Min)
100) o-xylene	14.15	91	25812	5.05	ug/L		97
101) styrene	14.17	104	20225	5.00	ug/L		99
102) bromoform	14.45	173	5426	5.19	ug/L		95
104) isopropylbenzene	14.48	105	30534	4.91	ug/L		97
107) bromobenzene	14.89	156	8737	5.08	ug/L		94
108) cyclohexanone	14.69	55	16950	55.93	ug/L		100
109) 1,1,2,2-tetrachloroethane	14.82	83	9134	5.27	ug/L		98
110) trans-1,4-dichloro-2-buten	14.86	53	2196	5.30	ug/L		95
111) 1,2,3-trichloropropane	14.89	110	1965	5.21	ug/L		92
112) n-propylbenzene	14.88	91	34954	5.01	ug/L		99
113) 4-Ethyltoluene	14.98	105	27906	4.91	ug/L		98
114) 2-chlorotoluene	15.04	126	7735	5.09	ug/L		96
115) 4-chlorotoluene	15.14	91	22462	4.97	ug/L		99
116) 1,3,5-trimethylbenzene	15.03	105	25220	4.89	ug/L		100
117) tert-butylbenzene	15.37	119	20898	4.98	ug/L		98
118) pentachloroethane	15.47	167	5135	4.94	ug/L		95
119) 1,2,4-trimethylbenzene	15.42	105	25342	4.98	ug/L		98
120) sec-butylbenzene	15.58	105	32913	4.97	ug/L		95
121) 1,3-dichlorobenzene	15.79	146	16133	5.08	ug/L		99
122) p-isopropyltoluene	15.70	119	27477	5.02	ug/L		100
123) 1,4-dichlorobenzene	15.87	146	16345	4.96	ug/L		98
124) 1,2-dichlorobenzene	16.27	146	15527	5.09	ug/L		97
125) n-butylbenzene	16.11	92	14316	5.06	ug/L		98
126) p-Diethylbenzene	16.08	119	15608	4.88	ug/L	#	78
127) 1,2-dibromo-3-chloropropan	17.05	157	1792	5.41	ug/L		97
128) 1,3,5-Trichlorobenzene	17.20	180	12950	4.98	ug/L		99
129) 1,2,4-trichlorobenzene	17.84	180	11060	5.08	ug/L		96
130) 1,2,4,5-tetramethylbenzene	16.86	119	23382	4.79	ug/L		99
131) hexachlorobutadiene	17.93	225	6532	4.98	ug/L		97
132) naphthalene	18.12	128	23022	5.19	ug/L		99
133) 1,2,3-trichlorobenzene	18.37	180	10205	5.04	ug/L		99
134) hexachloroethane	16.50	119	5439	5.06	ug/L		97
135) Benzyl chloride	16.00	91	14644	4.81	ug/L		99

(#) = qualifier out of range (m) = manual integration (+) = signals summed

Quantitation Report (QT Reviewed)

Data Path : C:\MSDCHEM\1\DATA\
Data File : Y146737.D
Acq On : 24 Jun 2014 1:25 pm
Operator : prashans
Sample : IC6377-5
Misc : MS69208,VY6377,5.0,,,,1
ALS Vial : 6 Sample Multiplier: 1

Quant Time: Jun 25 11:08:56 2014
Quant Method : C:\MSDCHEM\1\METHODS\MYS6377.M
Quant Title : Method SW846 8260B, ZB624 60m x 0.25mm x 1.4um
QLast Update : Wed Jun 25 11:08:24 2014
Response via : Initial Calibration

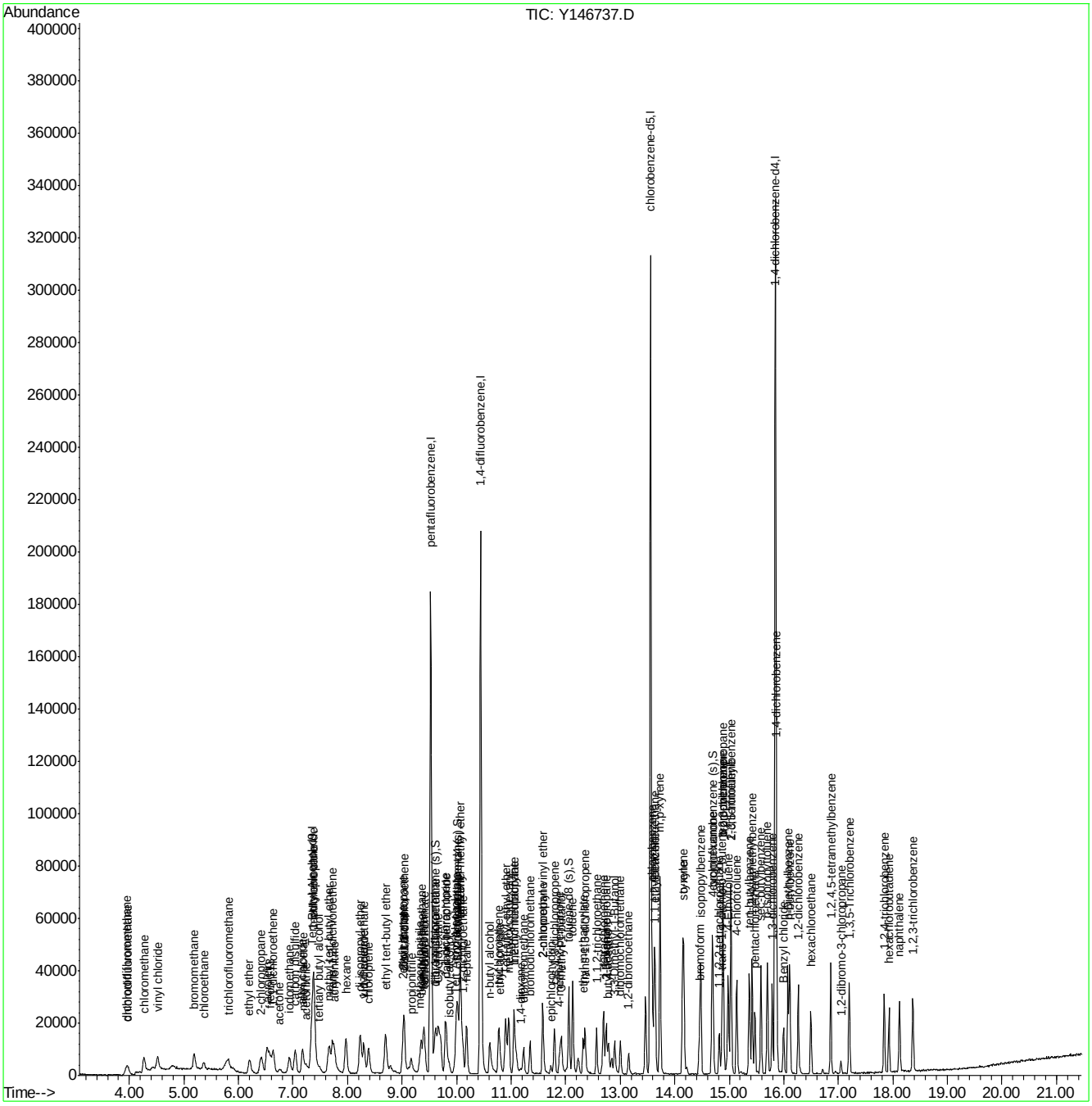

ACCUTEST LABORATORIES JB70128

Quantitation Report (QT Reviewed)

Data Path : C:\MSDCHEM\1\DATA\
Data File : Y146738.D
Acq On : 24 Jun 2014 1:54 pm
Operator : prashans
Sample : IC6377-10
Misc : MS69208,VY6377,5.0,,,,1
ALS Vial : 7 Sample Multiplier: 1

Quant Time: Jun 25 11:10:28 2014
Quant Method : C:\MSDCHEM\1\METHODS\MYS6377.M
Quant Title : Method SW846 8260B, ZB624 60m x 0.25mm x 1.4um
QLast Update : Wed Jun 25 11:08:24 2014
Response via : Initial Calibration

Internal Standards	R.T.	QIon	Response	Conc	Units		Dev(Min)
1) Tert Butyl Alcohol-d9	7.35	65	63341	500.00	ug/L		0.00
5) pentafluorobenzene	9.53	168	183361	50.00	ug/L		0.00
58) 1,4-difluorobenzene	10.44	114	220142	50.00	ug/L		0.00
88) chlorobenzene-d5	13.56	117	186912	50.00	ug/L		0.00
103) 1,4-dichlorobenzene-d4	15.85	152	97128	50.00	ug/L		0.00
System Monitoring Compounds							
50) dibromofluoromethane (s)	9.60	113	14073	9.83	ug/L		0.00
Spiked Amount 50.000	Range 59 - 130		Recovery = 19.66%#				
51) 1,2-dichloroethane-d4 (s)	10.03	65	15168	10.03	ug/L		0.00
Spiked Amount 50.000	Range 65 - 123		Recovery = 20.06%#				
80) toluene-d8 (s)	12.06	98	52185	10.25	ug/L		0.00
Spiked Amount 50.000	Range 77 - 125		Recovery = 20.50%#				
105) 4-bromofluorobenzene (s)	14.70	95	19168	9.85	ug/L		0.00
Spiked Amount 50.000	Range 71 - 132		Recovery = 19.70%#				
Target Compounds							Qvalue
2) 1,4-dioxane	11.18	88	3827	252.32	ug/L	#	97
4) tertiary butyl alcohol	7.47	59	8658	51.61	ug/L		91
11) chlorodifluoromethane	3.96	51	12487	10.48	ug/L		98
12) dichlorodifluoromethane	3.95	85	14549	10.45	ug/L		96
13) chloromethane	4.27	50	19489	9.93	ug/L		96
14) vinyl chloride	4.52	62	18054	10.28	ug/L		99
16) bromomethane	5.19	94	13224	9.71	ug/L		98
17) chloroethane	5.36	64	8348	10.32	ug/L		96
19) trichlorofluoromethane	5.79	101	18960	10.07	ug/L		98
20) ethyl ether	6.20	74	7775	10.18	ug/L		91
21) 2-chloropropane	6.42	63	5699	10.70	ug/L		92
22) acrolein	6.52	56	30353	104.43	ug/L		98
23) 1,1-dichloroethene	6.64	61	19748	10.18	ug/L		95
24) acetone	6.74	43	8632	11.12	ug/L		95
25) allyl chloride	7.17	76	7362	10.67	ug/L		94
26) acetonitrile	7.23	40	12011	109.33	ug/L	#	82
27) iodomethane	6.93	142	24512	10.00	ug/L		98
28) carbon disulfide	7.04	76	45431	9.82	ug/L		97
29) 1-chloropropane	7.38	42	28559	10.04	ug/L	#	88
30) methylene chloride	7.38	49	26988	10.41	ug/L		99
31) methyl acetate	7.19	74	1912	9.61	ug/L	#	70
32) methyl tert butyl ether	7.66	73	42419	10.06	ug/L		99
33) trans-1,2-dichloroethene	7.72	61	19736	10.15	ug/L		98
34) di-isopropyl ether	8.23	45	49086	9.73	ug/L		98
35) ethyl tert-butyl ether	8.70	59	47405	10.05	ug/L		98
36) 2-butanone	9.03	72	1932	9.90	ug/L	#	92
37) 1,1-dichloroethane	8.30	63	25348	10.01	ug/L		97
38) chloroprene	8.38	53	18697	10.40	ug/L		94
39) acrylonitrile	7.75	53	23931	51.37	ug/L		97
40) vinyl acetate	8.29	86	1645	8.31	ug/L	#	36
41) ethyl acetate	9.03	45	1998	9.58	ug/L	#	1
42) 2,2-dichloropropane	9.02	77	19420	9.82	ug/L		99
43) cis-1,2-dichloroethene	9.04	96	15908	9.73	ug/L		94

Quantitation Report (QT Reviewed)

Data Path : C:\MSDCHEM\1\DATA\
Data File : Y146738.D
Acq On : 24 Jun 2014 1:54 pm
Operator : prashans
Sample : IC6377-10
Misc : MS69208,VY6377,5.0,,,,1
ALS Vial : 7 Sample Multiplier: 1

Quant Time: Jun 25 11:10:28 2014
Quant Method : C:\MSDCHEM\1\METHODS\MYS6377.M
Quant Title : Method SW846 8260B, ZB624 60m x 0.25mm x 1.4um
QLast Update : Wed Jun 25 11:08:24 2014
Response via : Initial Calibration

Internal Standards	R.T.	QIon	Response	Conc	Units		Dev(Min)
44) propionitrile	9.16	54	18605	99.82	ug/L		89
45) bromochloromethane	9.35	130	10213	10.03	ug/L		94
46) tetrahydrofuran	9.38	72	1917	10.35	ug/L		92
47) chloroform	9.40	83	24725	9.71	ug/L		99
48) tert-Butyl Formate	9.42	59	9364	9.81	ug/L		97
49) isobutyl alcohol	9.86	41	5106	97.30	ug/L	#	99
52) freon 113	6.58	151	9885	10.66	ug/L		97
53) methacrylonitrile	9.31	67	5437	10.04	ug/L		92
54) 1,1,1-trichloroethane	9.62	97	20145	10.18	ug/L		96
55) Cyclohexane	9.67	84	20059	9.93	ug/L	#	95
56) 2,2,4-trimethylpentane	10.01	57	55953	10.75	ug/L		89
57) tert-amyl methyl ether	10.07	73	45179	9.84	ug/L		93
59) epichlorohydrin	11.73	57	7043	52.13	ug/L		97
60) n-butyl alcohol	10.60	56	22238	521.55	ug/L		95
61) carbon tetrachloride	9.82	117	17893	10.18	ug/L		97
62) 1,1-dichloropropene	9.80	75	18523	10.35	ug/L		98
63) hexane	7.97	57	20130	11.04	ug/L		98
64) Tert Amyl Alcohol	9.97	73	4652	52.50	ug/L	#	93
65) benzene	10.07	78	57128	9.81	ug/L		100
66) heptane	10.18	57	11650	10.79	ug/L		92
67) isopropyl acetate	9.99	61	5747	10.03	ug/L		99
68) 1,2-dichloroethane	10.11	62	17149	10.45	ug/L		99
69) trichloroethene	10.77	95	14470	10.25	ug/L		98
70) ethyl acrylate	10.79	55	16128	9.66	ug/L		97
71) 2-nitropropane	11.58	41	4853	10.52	ug/L	#	78
72) 2-chloroethyl vinyl ether	11.57	63	30201	50.26	ug/L		98
73) methyl methacrylate	11.05	69	9596	10.33	ug/L		98
74) 1,2-dichloropropane	11.06	63	15192	10.12	ug/L		97
75) methylcyclohexane	10.96	83	24353	10.48	ug/L		99
76) Tert-amyl ethyl ether	10.90	59	34366	9.95	ug/L		98
77) dibromomethane	11.22	93	9149	10.51	ug/L		94
78) bromodichloromethane	11.34	83	19348	10.01	ug/L		99
79) cis-1,3-dichloropropene	11.79	75	24877	10.18	ug/L		96
81) 4-methyl-2-pentanone	11.88	58	5591	10.37	ug/L		95
82) toluene	12.13	91	60764	9.71	ug/L		99
83) 3-methyl-1-butanol	11.92	70	8128	203.73	ug/L		98
84) trans-1,3-dichloropropene	12.35	75	21984	10.31	ug/L		96
85) ethyl methacrylate	12.32	69	17745	10.07	ug/L		99
86) 1,1,2-trichloroethane	12.57	83	11028	10.16	ug/L		96
87) 2-hexanone	12.73	58	6150	10.24	ug/L		98
89) tetrachloroethene	12.69	166	16444	10.31	ug/L		99
90) 1,3-dichloropropane	12.75	76	20421	10.31	ug/L		99
91) butyl acetate	12.78	56	8836	9.72	ug/L	#	84
92) dibromochloromethane	13.00	129	15933	10.30	ug/L		99
93) 1,2-dibromoethane	13.15	107	13319	10.46	ug/L		97
94) 3,3-Dimethyl-1-Butanol	12.90	57	15147	101.57	ug/L		99
96) chlorobenzene	13.59	112	39897	10.15	ug/L		98
97) 1,1,1,2-tetrachloroethane	13.65	131	14366	10.15	ug/L		100
98) ethylbenzene	13.62	91	65662	10.03	ug/L		99
99) m,p-xylene	13.73	106	51978	20.19	ug/L		100

Quantitation Report (QT Reviewed)

Data Path : C:\MSDCHEM\1\DATA\
Data File : Y146738.D
Acq On : 24 Jun 2014 1:54 pm
Operator : prashans
Sample : IC6377-10
Misc : MS69208,VY6377,5.0,,,,1
ALS Vial : 7 Sample Multiplier: 1

Quant Time: Jun 25 11:10:28 2014
Quant Method : C:\MSDCHEM\1\METHODS\MYS6377.M
Quant Title : Method SW846 8260B, ZB624 60m x 0.25mm x 1.4um
QLast Update : Wed Jun 25 11:08:24 2014
Response via : Initial Calibration

Internal Standards	R.T.	QIon	Response	Conc	Units		Dev(Min)
100) o-xylene	14.15	91	52327	10.01	ug/L		99
101) styrene	14.16	104	43021	10.42	ug/L		99
102) bromoform	14.45	173	10980	10.28	ug/L		97
104) isopropylbenzene	14.48	105	63558	9.95	ug/L		99
107) bromobenzene	14.89	156	18078	10.23	ug/L		99
108) cyclohexanone	14.69	55	33477	107.63	ug/L		98
109) 1,1,2,2-tetrachloroethane	14.82	83	18380	10.33	ug/L		98
110) trans-1,4-dichloro-2-buten	14.86	53	4350	10.23	ug/L		95
111) 1,2,3-trichloropropane	14.90	110	4073	10.52	ug/L		92
112) n-propylbenzene	14.88	91	72911	10.17	ug/L		99
113) 4-Ethyltoluene	14.98	105	61155	10.48	ug/L		99
114) 2-chlorotoluene	15.04	126	15923	10.21	ug/L		98
115) 4-chlorotoluene	15.14	91	47125	10.16	ug/L		99
116) 1,3,5-trimethylbenzene	15.03	105	52852	9.99	ug/L		99
117) tert-butylbenzene	15.37	119	43907	10.20	ug/L		99
118) pentachloroethane	15.47	167	11212	10.51	ug/L		96
119) 1,2,4-trimethylbenzene	15.42	105	51677	9.89	ug/L		98
120) sec-butylbenzene	15.58	105	68800	10.12	ug/L		99
121) 1,3-dichlorobenzene	15.79	146	33181	10.18	ug/L		97
122) p-isopropyltoluene	15.70	119	57204	10.18	ug/L		99
123) 1,4-dichlorobenzene	15.87	146	33720	9.96	ug/L		98
124) 1,2-dichlorobenzene	16.27	146	31451	10.04	ug/L		97
125) n-butylbenzene	16.11	92	29822	10.26	ug/L		94
126) p-Diethylbenzene	16.08	119	33968	10.35	ug/L	#	80
127) 1,2-dibromo-3-chloropropan	17.05	157	3476	10.23	ug/L		98
128) 1,3,5-Trichlorobenzene	17.20	180	26998	10.12	ug/L		99
129) 1,2,4-trichlorobenzene	17.84	180	23219	10.39	ug/L		98
130) 1,2,4,5-tetramethylbenzene	16.86	119	50742	10.13	ug/L		100
131) hexachlorobutadiene	17.93	225	13648	10.14	ug/L		98
132) naphthalene	18.12	128	46298	10.17	ug/L		99
133) 1,2,3-trichlorobenzene	18.37	180	20867	10.05	ug/L		99
134) hexachloroethane	16.50	119	11150	10.10	ug/L		99
135) Benzyl chloride	15.99	91	32179	10.29	ug/L		99

(#) = qualifier out of range (m) = manual integration (+) = signals summed

Quantitation Report (QT Reviewed)

Data Path : C:\MSDCHEM\1\DATA\
Data File : Y146738.D
Acq On : 24 Jun 2014 1:54 pm
Operator : prashans
Sample : IC6377-10
Misc : MS69208,VY6377,5.0,,,,1
ALS Vial : 7 Sample Multiplier: 1

Quant Time: Jun 25 11:10:28 2014
Quant Method : C:\MSDCHEM\1\METHODS\MYS6377.M
Quant Title : Method SW846 8260B, ZB624 60m x 0.25mm x 1.4um
QLast Update : Wed Jun 25 11:08:24 2014
Response via : Initial Calibration

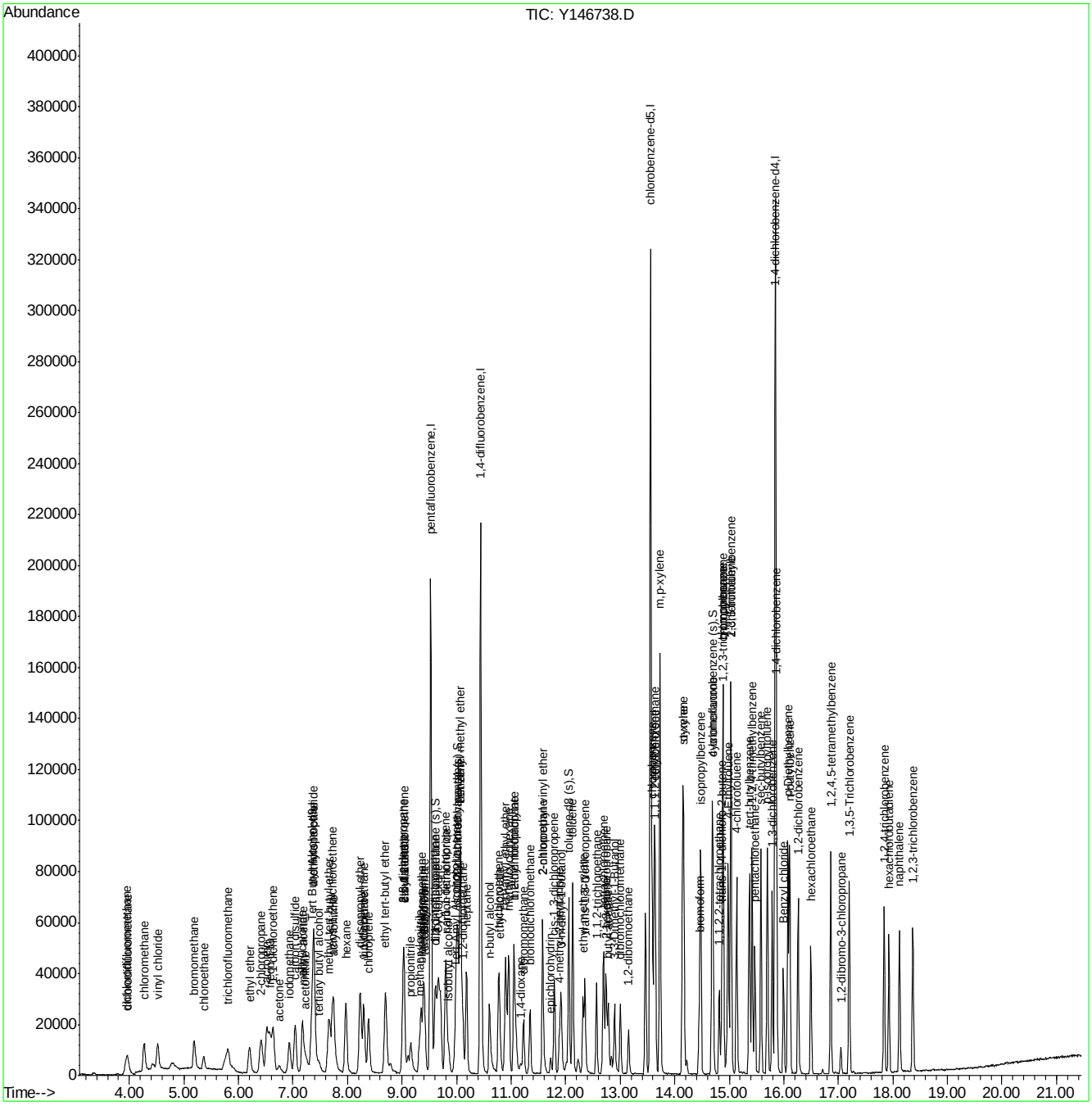

Quantitation Report (QT Reviewed)

Data Path : C:\MSDCHEM\1\DATA\
Data File : Y146739.D
Acq On : 24 Jun 2014 2:22 pm
Operator : prashans
Sample : IC6377-20
Misc : MS69208,VY6377,5.0,,,,1
ALS Vial : 8 Sample Multiplier: 1

Quant Time: Jun 24 15:10:07 2014
Quant Method : C:\MSDCHEM\1\METHODS\MYS6377.M
Quant Title : Method SW846 8260B, ZB624 60m x 0.25mm x 1.4um
QLast Update : Tue Jun 24 14:29:34 2014
Response via : Initial Calibration

Internal Standards	R.T.	QIon	Response	Conc	Units	Dev(Min)
1) Tert Butyl Alcohol-d9	7.35	65	59638	500.00	ug/L	-0.01
5) pentafluorobenzene	9.52	168	166352	50.00	ug/L	-0.01
58) 1,4-difluorobenzene	10.44	114	203105	50.00	ug/L	0.00
88) chlorobenzene-d5	13.56	117	176645	50.00	ug/L	0.00
103) 1,4-dichlorobenzene-d4	15.85	152	93758	50.00	ug/L	0.00
System Monitoring Compounds						
50) dibromofluoromethane (s)	9.60	113	66276	37.91	ug/L	0.00
Spiked Amount 50.000	Range 59 - 130		Recovery = 75.82%			
51) 1,2-dichloroethane-d4 (s)	10.02	65	69908	30.59	ug/L	-0.01
Spiked Amount 50.000	Range 65 - 123		Recovery = 61.18%#			
80) toluene-d8 (s)	12.06	98	243868	52.56	ug/L	0.00
Spiked Amount 50.000	Range 77 - 125		Recovery = 105.12%			
105) 4-bromofluorobenzene (s)	14.70	95	90240	48.23	ug/L	0.00
Spiked Amount 50.000	Range 71 - 132		Recovery = 96.46%			
Target Compounds						Qvalue
2) 1,4-dioxane	11.18	88	6864	541.20	ug/L #	86
4) tertiary butyl alcohol	7.47	59	15633	90.03	ug/L	92
11) chlorodifluoromethane	3.97	51	24874	17.73	ug/L	93
12) dichlorodifluoromethane	3.94	85	28285	14.81	ug/L	97
13) chloromethane	4.27	50	37392	20.52	ug/L	97
14) vinyl chloride	4.52	62	34433	21.97	ug/L	96
16) bromomethane	5.19	94	24568	17.81	ug/L	95
17) chloroethane	5.37	64	15974	22.19	ug/L	93
19) trichlorofluoromethane	5.81	101	36484	13.75	ug/L	95
20) ethyl ether	6.20	74	14304	19.13	ug/L	90
21) 2-chloropropane	6.42	63	10753	21.49	ug/L	98
22) acrolein	6.52	56	50225	206.36	ug/L	99
23) 1,1-dichloroethene	6.64	61	36832	17.13	ug/L	92
24) acetone	6.74	43	15629	35.65	ug/L	85
25) allyl chloride	7.18	76	11975	19.61	ug/L #	77
26) acetonitrile	7.22	40	18097	218.49	ug/L	87
27) iodomethane	6.93	142	47703	17.07	ug/L	86
28) carbon disulfide	7.04	76	86227	20.52	ug/L	91
29) 1-chloropropane	7.38	42	49116	17.73	ug/L	94
30) methylene chloride	7.38	49	44106	19.80	ug/L	92
31) methyl acetate	7.18	74	3617	20.44	ug/L	94
32) methyl tert butyl ether	7.66	73	78282	15.51	ug/L	91
33) trans-1,2-dichloroethene	7.72	61	37243	17.59	ug/L	97
34) di-isopropyl ether	8.23	45	94515	21.39	ug/L	92
35) ethyl tert-butyl ether	8.70	59	90376	18.44	ug/L	98
36) 2-butanone	9.02	72	3715	25.77	ug/L #	79
37) 1,1-dichloroethane	8.30	63	47786	16.69	ug/L	98
38) chloroprene	8.38	53	35508	17.60	ug/L	88
39) acrylonitrile	7.75	53	44436	119.94	ug/L	95
40) vinyl acetate	8.29	86	3785	19.35	ug/L	82
41) ethyl acetate	9.01	45	4051	25.43	ug/L	49
42) 2,2-dichloropropane	9.02	77	37525	13.74	ug/L	98
43) cis-1,2-dichloroethene	9.03	96	30505	17.33	ug/L	91

Quantitation Report (QT Reviewed)

Data Path : C:\MSDCHEM\1\DATA\
Data File : Y146739.D
Acq On : 24 Jun 2014 2:22 pm
Operator : prashans
Sample : IC6377-20
Misc : MS69208,VY6377,5.0,,,,1
ALS Vial : 8 Sample Multiplier: 1

Quant Time: Jun 24 15:10:07 2014
Quant Method : C:\MSDCHEM\1\METHODS\MYS6377.M
Quant Title : Method SW846 8260B, ZB624 60m x 0.25mm x 1.4um
QLast Update : Tue Jun 24 14:29:34 2014
Response via : Initial Calibration

Internal Standards	R.T.	QIon	Response	Conc	Units		Dev(Min)
44) propionitrile	9.16	54	34671	218.51	ug/L		94
45) bromochloromethane	9.35	130	18921	16.43	ug/L		97
46) tetrahydrofuran	9.38	72	3203	19.29	ug/L	#	74
47) chloroform	9.40	83	46886	14.95	ug/L		96
48) tert-Butyl Formate	9.41	59	18126	22.92	ug/L		90
49) isobutyl alcohol	9.85	41	8462	186.38	ug/L	#	72
52) freon 113	6.58	151	18843	19.06	ug/L		89
53) methacrylonitrile	9.31	67	9683	20.46	ug/L		97
54) 1,1,1-trichloroethane	9.63	97	38323	13.36	ug/L		99
55) Cyclohexane	9.67	84	38640	21.05	ug/L	#	97
56) 2,2,4-trimethylpentane	10.02	57	103533	24.50	ug/L		96
57) tert-amyl methyl ether	10.07	73	86305	17.45	ug/L		94
59) epichlorohydrin	11.72	57	12558	121.85	ug/L		94
60) n-butyl alcohol	10.60	56	39464	1381.68	ug/L		99
61) carbon tetrachloride	9.81	117	33976	15.77	ug/L		97
62) 1,1-dichloropropene	9.79	75	34976	21.09	ug/L		97
63) hexane	7.97	57	37194	33.24	ug/L		96
64) Tert Amyl Alcohol	9.96	73	8395	122.07	ug/L	#	76
65) benzene	10.07	78	109878	21.11	ug/L		99
66) heptane	10.18	57	22176	31.16	ug/L		95
67) isopropyl acetate	9.99	61	11345	25.15	ug/L	#	91
68) 1,2-dichloroethane	10.11	62	31912	12.87	ug/L		96
69) trichloroethene	10.77	95	27196	18.96	ug/L		96
70) ethyl acrylate	10.79	55	32415	25.54	ug/L		95
71) 2-nitropropane	11.58	41	8236	19.14	ug/L	#	1
72) 2-chloroethyl vinyl ether	11.57	63	57921	471.28	ug/L		94
73) methyl methacrylate	11.05	69	17368	23.82	ug/L	#	76
74) 1,2-dichloropropane	11.06	63	28610	22.99	ug/L		79
75) methylcyclohexane	10.96	83	46844	27.10	ug/L		95
76) Tert-amyl ethyl ether	10.90	59	69206	23.27	ug/L		99
77) dibromomethane	11.22	93	16577	17.31	ug/L		95
78) bromodichloromethane	11.34	83	37034	15.75	ug/L		97
79) cis-1,3-dichloropropene	11.79	75	47218	20.52	ug/L		88
81) 4-methyl-2-pentanone	11.88	58	10043	24.06	ug/L		99
82) toluene	12.13	91	115825	20.55	ug/L		99
83) 3-methyl-1-butanol	11.91	70	14919	526.49	ug/L		95
84) trans-1,3-dichloropropene	12.35	75	42042	18.51	ug/L		92
85) ethyl methacrylate	12.32	69	33609	23.80	ug/L		95
86) 1,1,2-trichloroethane	12.56	83	20841	20.65	ug/L		99
87) 2-hexanone	12.73	58	12040	33.34	ug/L	#	79
89) tetrachloroethene	12.69	166	31208	19.75	ug/L		98
90) 1,3-dichloropropane	12.75	76	38574	20.12	ug/L		97
91) butyl acetate	12.78	56	18442	29.12	ug/L	#	83
92) dibromochloromethane	13.01	129	29947	16.83	ug/L		95
93) 1,2-dibromoethane	13.15	107	24617	19.37	ug/L		98
94) 3,3-Dimethyl-1-Butanol	12.90	57	27555	278.73	ug/L		94
96) chlorobenzene	13.59	112	76177	20.15	ug/L		95
97) 1,1,1,2-tetrachloroethane	13.65	131	27893	17.03	ug/L		92
98) ethylbenzene	13.62	91	124660	20.33	ug/L		97
99) m,p-xylene	13.73	106	97955	43.34	ug/L		89

Quantitation Report (QT Reviewed)

Data Path : C:\MSDCHEM\1\DATA\
Data File : Y146739.D
Acq On : 24 Jun 2014 2:22 pm
Operator : prashans
Sample : IC6377-20
Misc : MS69208,VY6377,5.0,,,,1
ALS Vial : 8 Sample Multiplier: 1

Quant Time: Jun 24 15:10:07 2014
Quant Method : C:\MSDCHEM\1\METHODS\MYS6377.M
Quant Title : Method SW846 8260B, ZB624 60m x 0.25mm x 1.4um
QLast Update : Tue Jun 24 14:29:34 2014
Response via : Initial Calibration

Internal Standards	R.T.	QIon	Response	Conc	Units		Dev(Min)
100) o-xylene	14.15	91	100037	20.04	ug/L		96
101) styrene	14.16	104	83252	23.29	ug/L		94
102) bromoform	14.45	173	20815	16.63	ug/L		99
104) isopropylbenzene	14.48	105	121056	20.93	ug/L		96
107) bromobenzene	14.89	156	34671	18.77	ug/L		99
108) cyclohexanone	14.69	55	60404	394.69	ug/L		93
109) 1,1,2,2-tetrachloroethane	14.82	83	33607	21.64	ug/L		96
110) trans-1,4-dichloro-2-buten	14.86	53	8347	19.89	ug/L	#	69
111) 1,2,3-trichloropropane	14.89	110	7139	17.32	ug/L		78
112) n-propylbenzene	14.88	91	140624	21.56	ug/L		99
113) 4-Ethyltoluene	14.98	105	123453	24.18	ug/L	#	96
114) 2-chlorotoluene	15.04	126	31205	20.67	ug/L		92
115) 4-chlorotoluene	15.14	91	90631	20.25	ug/L		97
116) 1,3,5-trimethylbenzene	15.03	105	101445	20.03	ug/L		94
117) tert-butylbenzene	15.37	119	85449	20.97	ug/L		92
118) pentachloroethane	15.47	167	21253	17.28	ug/L		98
119) 1,2,4-trimethylbenzene	15.42	105	100917	20.88	ug/L		97
120) sec-butylbenzene	15.58	105	133569	22.42	ug/L		97
121) 1,3-dichlorobenzene	15.79	146	65690	18.93	ug/L		99
122) p-isopropyltoluene	15.70	119	112016	22.16	ug/L		97
123) 1,4-dichlorobenzene	15.87	146	66120	19.31	ug/L		97
124) 1,2-dichlorobenzene	16.26	146	61273	18.96	ug/L		98
125) n-butylbenzene	16.11	92	59091	23.51	ug/L		100
126) p-Diethylbenzene	16.08	119	70445	25.35	ug/L	#	81
127) 1,2-dibromo-3-chloropropan	17.05	157	6477	20.05	ug/L		85
128) 1,3,5-Trichlorobenzene	17.20	180	53601	20.06	ug/L		100
129) 1,2,4-trichlorobenzene	17.84	180	45657	20.10	ug/L		99
130) 1,2,4,5-tetramethylbenzene	16.86	119	105863	24.36	ug/L		96
131) hexachlorobutadiene	17.93	225	27038	17.03	ug/L		95
132) naphthalene	18.12	128	90413	23.29	ug/L		99
133) 1,2,3-trichlorobenzene	18.37	180	41613	20.83	ug/L		97
134) hexachloroethane	16.50	119	21243	17.92	ug/L		99
135) Benzyl chloride	15.99	91	62265	21.68	ug/L		97

(#) = qualifier out of range (m) = manual integration (+) = signals summed

Quantitation Report (QT Reviewed)

Data Path : C:\MSDCHEM\1\DATA\
Data File : Y146739.D
Acq On : 24 Jun 2014 2:22 pm
Operator : prashans
Sample : IC6377-20
Misc : MS69208,VY6377,5.0,,,,1
ALS Vial : 8 Sample Multiplier: 1

Quant Time: Jun 24 15:10:07 2014
Quant Method : C:\MSDCHEM\1\METHODS\MYS6377.M
Quant Title : Method SW846 8260B, ZB624 60m x 0.25mm x 1.4um
QLast Update : Tue Jun 24 14:29:34 2014
Response via : Initial Calibration

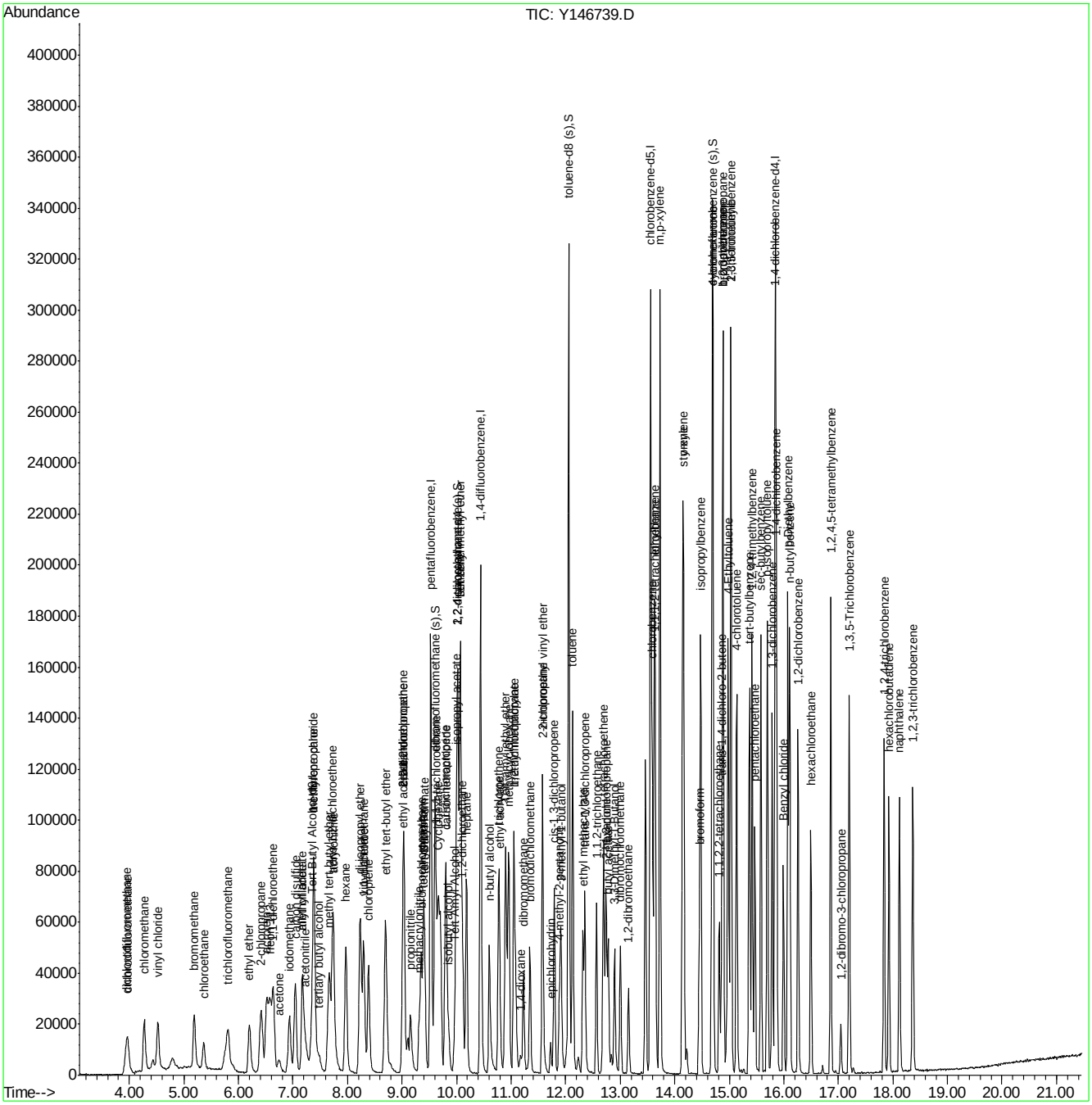

Quantitation Report (QT Reviewed)

Data Path : C:\MSDCHEM\1\DATA\
Data File : Y146740.D
Acq On : 24 Jun 2014 2:50 pm
Operator : prashans
Sample : ICC6377-50
Misc : MS69208,VY6377,5.0,,,,1
ALS Vial : 9 Sample Multiplier: 1

Quant Time: Jun 24 15:14:13 2014
Quant Method : C:\MSDCHEM\1\METHODS\MYS6377.M
Quant Title : Method SW846 8260B, ZB624 60m x 0.25mm x 1.4um
QLast Update : Tue Jun 24 14:29:34 2014
Response via : Initial Calibration

Internal Standards	R.T.	QIon	Response	Conc	Units		Dev(Min)
1) Tert Butyl Alcohol-d9	7.36	65	63501	500.00	ug/L		0.00
5) pentafluorobenzene	9.52	168	181502	50.00	ug/L		-0.01
58) 1,4-difluorobenzene	10.44	114	217710	50.00	ug/L		0.00
88) chlorobenzene-d5	13.56	117	189139	50.00	ug/L		0.00
103) 1,4-dichlorobenzene-d4	15.85	152	97949	50.00	ug/L		0.00
System Monitoring Compounds							
50) dibromofluoromethane (s)	9.60	113	63236	33.16	ug/L		0.00
Spiked Amount 50.000	Range 59 - 130		Recovery = 66.32%				
51) 1,2-dichloroethane-d4 (s)	10.02	65	71350	28.61	ug/L		-0.01
Spiked Amount 50.000	Range 65 - 123		Recovery = 57.22%#				
80) toluene-d8 (s)	12.06	98	231001	46.44	ug/L		0.00
Spiked Amount 50.000	Range 77 - 125		Recovery = 92.88%				
105) 4-bromofluorobenzene (s)	14.70	95	87361	44.69	ug/L		0.00
Spiked Amount 50.000	Range 71 - 132		Recovery = 89.38%				
Target Compounds							Qvalue
2) 1,4-dioxane	11.17	88	20431	1512.92	ug/L	#	86
4) tertiary butyl alcohol	7.47	59	43430	234.90	ug/L		93
11) chlorodifluoromethane	3.97	51	56393	36.84	ug/L		92
12) dichlorodifluoromethane	3.94	85	64506	30.97	ug/L		97
13) chloromethane	4.28	50	91475	46.02	ug/L		97
14) vinyl chloride	4.53	62	82470	48.22	ug/L		98
16) bromomethane	5.19	94	60027	39.88	ug/L		100
17) chloroethane	5.36	64	39232	49.94	ug/L		96
19) trichlorofluoromethane	5.80	101	83760	28.94	ug/L		99
20) ethyl ether	6.20	74	36673	44.96	ug/L		90
21) 2-chloropropane	6.41	63	25308	46.36	ug/L		96
22) acrolein	6.52	56	133232	501.73	ug/L		99
23) 1,1-dichloroethene	6.64	61	88465	37.72	ug/L		94
24) acetone	6.74	43	35540	74.31	ug/L		88
25) allyl chloride	7.17	76	33012	49.54	ug/L	#	80
26) acetonitrile	7.22	40	49255	545.02	ug/L		93
27) iodomethane	6.93	142	115469	37.86	ug/L		86
28) carbon disulfide	7.04	76	204740	44.67	ug/L		92
29) 1-chloropropane	7.39	42	107088	35.43	ug/L	#	92
30) methylene chloride	7.38	49	101698	41.85	ug/L		93
31) methyl acetate	7.17	74	10134	52.48	ug/L		92
32) methyl tert butyl ether	7.67	73	198901	36.13	ug/L		91
33) trans-1,2-dichloroethene	7.72	61	89616	38.80	ug/L		98
34) di-isopropyl ether	8.23	45	236854	49.14	ug/L		92
35) ethyl tert-butyl ether	8.70	59	230268	43.06	ug/L		98
36) 2-butanone	9.02	72	9785	62.21	ug/L	#	79
37) 1,1-dichloroethane	8.30	63	115775	37.07	ug/L		97
38) chloroprene	8.38	53	84746	38.49	ug/L		88
39) acrylonitrile	7.74	53	116887	289.17	ug/L		92
40) vinyl acetate	8.28	86	10730	50.27	ug/L		48
41) ethyl acetate	9.01	45	10429	60.00	ug/L	#	34
42) 2,2-dichloropropane	9.02	77	86352	28.97	ug/L		95
43) cis-1,2-dichloroethene	9.03	96	73293	38.17	ug/L		94

Quantitation Report (QT Reviewed)

Data Path : C:\MSDCHEM\1\DATA\
Data File : Y146740.D
Acq On : 24 Jun 2014 2:50 pm
Operator : prashans
Sample : ICC6377-50
Misc : MS69208,VY6377,5.0,,,,1
ALS Vial : 9 Sample Multiplier: 1

Quant Time: Jun 24 15:14:13 2014
Quant Method : C:\MSDCHEM\1\METHODS\MYS6377.M
Quant Title : Method SW846 8260B, ZB624 60m x 0.25mm x 1.4um
QLast Update : Tue Jun 24 14:29:34 2014
Response via : Initial Calibration

Internal Standards	R.T.	QIon	Response	Conc Units		Dev(Min)
44) propionitrile	9.15	54	93075	537.63 ug/L		97
45) bromochloromethane	9.35	130	47901	38.12 ug/L		96
46) tetrahydrofuran	9.37	72	8870	48.96 ug/L		86
47) chloroform	9.40	83	114272	33.40 ug/L		96
48) tert-Butyl Formate	9.41	59	47475	55.03 ug/L		88
49) isobutyl alcohol	9.85	41	24047	485.43 ug/L	#	77
52) freon 113	6.58	151	43296	40.13 ug/L		84
53) methacrylonitrile	9.31	67	25822	50.02 ug/L		97
54) 1,1,1-trichloroethane	9.62	97	89600	28.63 ug/L		97
55) Cyclohexane	9.67	84	88521	44.19 ug/L	#	95
56) 2,2,4-trimethylpentane	10.02	57	207607	45.02 ug/L		97
57) tert-amyl methyl ether	10.07	73	220779	40.91 ug/L		95
59) epichlorohydrin	11.72	57	34032	308.07 ug/L		97
60) n-butyl alcohol	10.60	56	113407	3704.14 ug/L		98
61) carbon tetrachloride	9.81	117	80983	35.06 ug/L		97
62) 1,1-dichloropropene	9.80	75	81682	45.96 ug/L		97
63) hexane	7.97	57	74895	62.44 ug/L		95
64) Tert Amyl Alcohol	9.96	73	21698	294.34 ug/L	#	90
65) benzene	10.06	78	263111	47.17 ug/L		99
66) heptane	10.18	57	45047	59.06 ug/L		94
67) isopropyl acetate	9.98	61	29037	60.05 ug/L	#	93
68) 1,2-dichloroethane	10.11	62	81210	30.56 ug/L		98
69) trichloroethene	10.77	95	65656	42.70 ug/L		96
70) ethyl acrylate	10.78	55	84042	61.77 ug/L		96
71) 2-nitropropane	11.58	41	22428	48.62 ug/L	#	1
72) 2-chloroethyl vinyl ether	11.57	63	152663	1158.83 ug/L		94
73) methyl methacrylate	11.05	69	45856	58.67 ug/L	#	71
74) 1,2-dichloropropane	11.05	63	69415	52.04 ug/L		76
75) methylcyclohexane	10.96	83	105230	56.80 ug/L		95
76) Tert-amyl ethyl ether	10.90	59	167940	52.68 ug/L		98
77) dibromomethane	11.22	93	42440	41.34 ug/L		96
78) bromodichloromethane	11.35	83	92194	36.58 ug/L		99
79) cis-1,3-dichloropropene	11.79	75	116599	47.27 ug/L		89
81) 4-methyl-2-pentanone	11.88	58	26828	59.96 ug/L		96
82) toluene	12.13	91	276013	45.69 ug/L		98
83) 3-methyl-1-butanol	11.91	70	41233	1357.49 ug/L		96
84) trans-1,3-dichloropropene	12.35	75	106048	43.57 ug/L		94
85) ethyl methacrylate	12.32	69	87149	57.58 ug/L		95
86) 1,1,2-trichloroethane	12.57	83	53072	49.05 ug/L		99
87) 2-hexanone	12.72	58	31177	80.55 ug/L	#	77
89) tetrachloroethene	12.69	166	77517	45.81 ug/L		100
90) 1,3-dichloropropane	12.75	76	97424	47.46 ug/L		97
91) butyl acetate	12.78	56	46807	69.02 ug/L		88
92) dibromochloromethane	13.00	129	76656	40.22 ug/L		96
93) 1,2-dibromoethane	13.15	107	63404	46.60 ug/L		99
94) 3,3-Dimethyl-1-Butanol	12.89	57	76455	722.30 ug/L		93
96) chlorobenzene	13.59	112	185180	45.75 ug/L		95
97) 1,1,1,2-tetrachloroethane	13.65	131	69494	39.63 ug/L		94
98) ethylbenzene	13.62	91	300299	45.73 ug/L		96
99) m,p-xylene	13.73	106	235635	97.37 ug/L		88

Quantitation Report (QT Reviewed)

Data Path : C:\MSDCHEM\1\DATA\
Data File : Y146740.D
Acq On : 24 Jun 2014 2:50 pm
Operator : prashans
Sample : ICC6377-50
Misc : MS69208,VY6377,5.0,,,,1
ALS Vial : 9 Sample Multiplier: 1

Quant Time: Jun 24 15:14:13 2014
Quant Method : C:\MSDCHEM\1\METHODS\MYS6377.M
Quant Title : Method SW846 8260B, ZB624 60m x 0.25mm x 1.4um
QLast Update : Tue Jun 24 14:29:34 2014
Response via : Initial Calibration

Internal Standards	R.T.	QIon	Response	Conc	Units		Dev(Min)
100) o-xylene	14.15	91	244656	45.77	ug/L		96
101) styrene	14.16	104	206805	54.03	ug/L		93
102) bromoform	14.45	173	53799	40.15	ug/L		98
104) isopropylbenzene	14.48	105	288439	47.73	ug/L		97
107) bromobenzene	14.89	156	86078	44.61	ug/L		99
108) cyclohexanone	14.69	55	157946	987.90	ug/L		92
109) 1,1,2,2-tetrachloroethane	14.82	83	86195	53.13	ug/L		98
110) trans-1,4-dichloro-2-buten	14.86	53	21267	48.50	ug/L	#	64
111) 1,2,3-trichloropropane	14.89	110	18848	43.77	ug/L		80
112) n-propylbenzene	14.88	91	336966	49.46	ug/L		99
113) 4-Ethyltoluene	14.98	105	289209	54.23	ug/L	#	97
114) 2-chlorotoluene	15.04	126	73462	46.58	ug/L		90
115) 4-chlorotoluene	15.14	91	216755	46.37	ug/L		96
116) 1,3,5-trimethylbenzene	15.03	105	242267	45.78	ug/L		94
117) tert-butylbenzene	15.37	119	200990	47.22	ug/L		90
118) pentachloroethane	15.47	167	49829	38.78	ug/L		96
119) 1,2,4-trimethylbenzene	15.42	105	243680	48.25	ug/L		97
120) sec-butylbenzene	15.58	105	312291	50.19	ug/L		96
121) 1,3-dichlorobenzene	15.78	146	158598	43.76	ug/L		100
122) p-isopropyltoluene	15.70	119	265645	50.30	ug/L		96
123) 1,4-dichlorobenzene	15.87	146	160693	44.92	ug/L		98
124) 1,2-dichlorobenzene	16.27	146	151199	44.79	ug/L		98
125) n-butylbenzene	16.11	92	138116	52.60	ug/L		97
126) p-Diethylbenzene	16.08	119	162412	55.94	ug/L	#	81
127) 1,2-dibromo-3-chloropropan	17.05	157	17155	50.84	ug/L		93
128) 1,3,5-Trichlorobenzene	17.20	180	127802	45.79	ug/L		99
129) 1,2,4-trichlorobenzene	17.84	180	113666	47.89	ug/L		98
130) 1,2,4,5-tetramethylbenzene	16.86	119	252508	55.63	ug/L		96
131) hexachlorobutadiene	17.93	225	63188	38.10	ug/L		98
132) naphthalene	18.12	128	234040	57.70	ug/L		99
133) 1,2,3-trichlorobenzene	18.37	180	104293	49.96	ug/L		96
134) hexachloroethane	16.50	119	52952	42.76	ug/L		98
135) Benzyl chloride	15.99	91	158084	52.69	ug/L		96

(#) = qualifier out of range (m) = manual integration (+) = signals summed

7.6.32

7

Quantitation Report (QT Reviewed)

Data Path : C:\MSDCHEM\1\DATA\
Data File : Y146740.D
Acq On : 24 Jun 2014 2:50 pm
Operator : prashans
Sample : ICC6377-50
Misc : MS69208,VY6377,5.0,,,,1
ALS Vial : 9 Sample Multiplier: 1

Quant Time: Jun 24 15:14:13 2014
Quant Method : C:\MSDCHEM\1\METHODS\MYS6377.M
Quant Title : Method SW846 8260B, ZB624 60m x 0.25mm x 1.4um
QLast Update : Tue Jun 24 14:29:34 2014
Response via : Initial Calibration

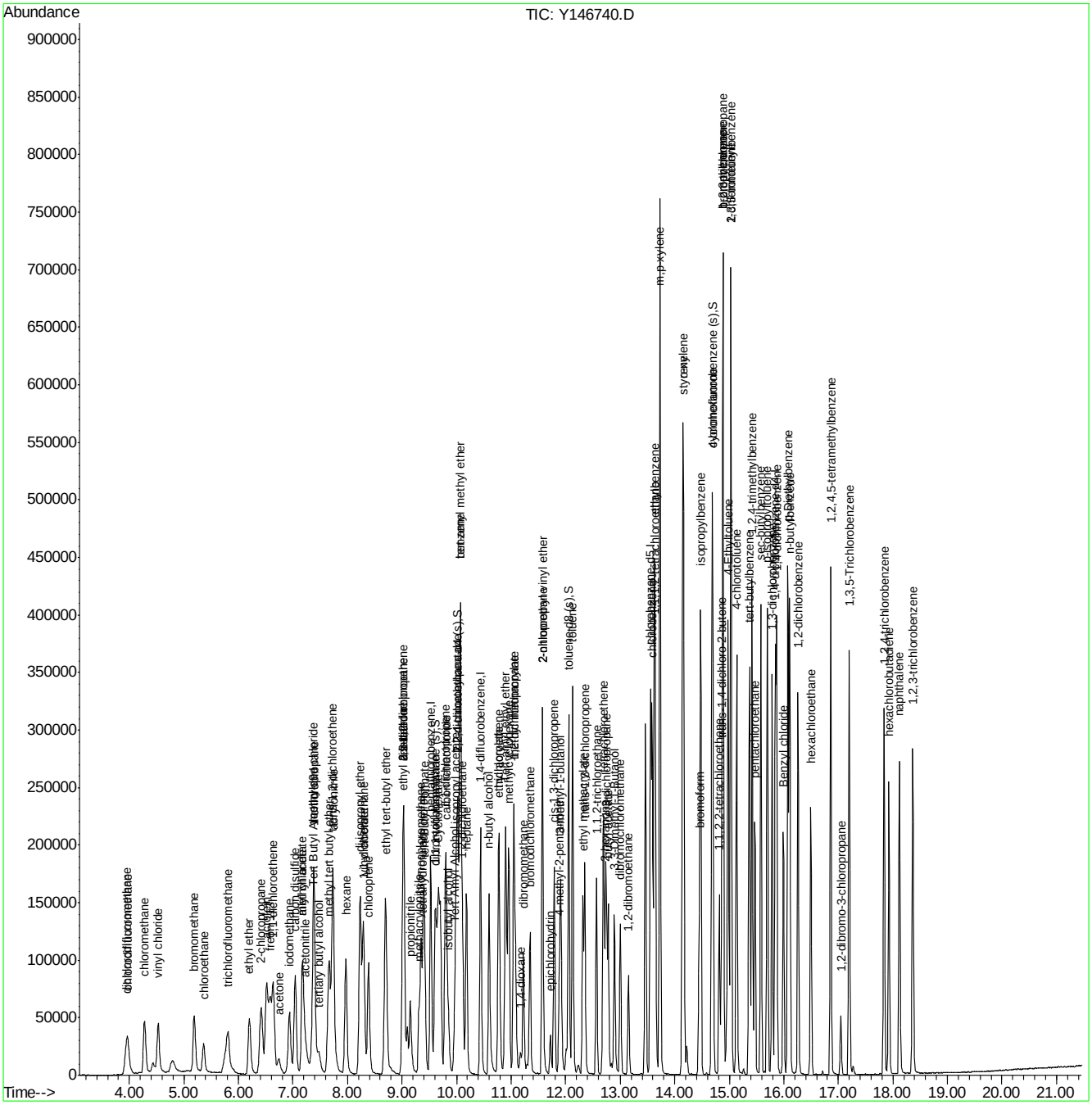

Quantitation Report (QT Reviewed)

Data Path : C:\MSDCHEM\1\DATA\
Data File : Y146741.D
Acq On : 24 Jun 2014 3:20 pm
Operator : prashans
Sample : IC6377-100
Misc : MS69208,VY6377,5.0,,,,1
ALS Vial : 10 Sample Multiplier: 1

Quant Time: Jun 25 11:22:52 2014
Quant Method : C:\MSDCHEM\1\METHODS\MYS6377.M
Quant Title : Method SW846 8260B, ZB624 60m x 0.25mm x 1.4um
QLast Update : Tue Jun 24 15:27:34 2014
Response via : Initial Calibration

Internal Standards	R.T.	QIon	Response	Conc	Units		Dev(Min)
1) Tert Butyl Alcohol-d9	7.36	65	67146	500.00	ug/L		0.00
5) pentafluorobenzene	9.52	168	180076	50.00	ug/L		0.00
58) 1,4-difluorobenzene	10.44	114	219394	50.00	ug/L		0.00
88) chlorobenzene-d5	13.56	117	188166	50.00	ug/L		0.00
103) 1,4-dichlorobenzene-d4	15.85	152	98986	50.00	ug/L		0.00
System Monitoring Compounds							
50) dibromofluoromethane (s)	9.60	113	132329	91.95	ug/L		0.00
Spiked Amount 50.000	Range 59 - 130		Recovery = 183.90%#				
51) 1,2-dichloroethane-d4 (s)	10.02	65	149367	97.25	ug/L		0.00
Spiked Amount 50.000	Range 65 - 123		Recovery = 194.50%#				
80) toluene-d8 (s)	12.06	98	474639	86.17	ug/L		0.00
Spiked Amount 50.000	Range 77 - 125		Recovery = 172.34%#				
105) 4-bromofluorobenzene (s)	14.70	95	179891	87.93	ug/L		0.00
Spiked Amount 50.000	Range 71 - 132		Recovery = 175.86%#				
Target Compounds							Qvalue
2) 1,4-dioxane	11.17	88	39688	2453.38	ug/L	#	98
4) tertiary butyl alcohol	7.47	59	88362	493.70	ug/L		97
11) chlorodifluoromethane	3.97	51	111579	94.46	ug/L		97
12) dichlorodifluoromethane	3.94	85	134982	97.30	ug/L		97
13) chloromethane	4.28	50	182215	92.64	ug/L		99
14) vinyl chloride	4.53	62	165144	94.20	ug/L		100
16) bromomethane	5.18	94	116661	85.40	ug/L		100
17) chloroethane	5.36	64	77179	95.45	ug/L		96
19) trichlorofluoromethane	5.81	101	171367	90.12	ug/L		96
20) ethyl ether	6.20	74	78779	106.93	ug/L		97
21) 2-chloropropane	6.42	63	51248	96.85	ug/L		99
23) 1,1-dichloroethene	6.64	61	177575	91.42	ug/L		99
24) acetone	6.74	43	65443	66.97	ug/L		94
25) allyl chloride	7.17	76	66345	97.09	ug/L		95
26) acetonitrile	7.21	40	103017	949.50	ug/L		92
27) iodomethane	6.93	142	235667	97.23	ug/L		99
28) carbon disulfide	7.04	76	409842	87.66	ug/L		100
29) 1-chloropropane	7.38	42	213614	78.24	ug/L		100
30) methylene chloride	7.38	49	202120	80.11	ug/L		99
31) methyl acetate	7.17	74	21243	114.43	ug/L		96
32) methyl tert butyl ether	7.66	73	419394	101.33	ug/L		99
33) trans-1,2-dichloroethene	7.72	61	183316	94.89	ug/L		99
34) di-isopropyl ether	8.23	45	481948	96.70	ug/L		99
35) ethyl tert-butyl ether	8.70	59	468117	101.34	ug/L		100
36) 2-butanone	9.02	72	20157	105.06	ug/L	#	99
37) 1,1-dichloroethane	8.29	63	237417	94.31	ug/L		97
38) chloroprene	8.38	53	170970	96.10	ug/L		99
39) acrylonitrile	7.74	53	246747	546.44	ug/L		99
40) vinyl acetate	8.28	86	22520	126.36	ug/L		88
41) ethyl acetate	9.01	45	21690	108.80	ug/L		58
42) 2,2-dichloropropane	9.02	77	172591	85.94	ug/L		98
43) cis-1,2-dichloroethene	9.03	96	151333	92.91	ug/L		96
44) propionitrile	9.15	54	195105	1082.28	ug/L		95

Quantitation Report (QT Reviewed)

Data Path : C:\MSDCHEM\1\DATA\
Data File : Y146741.D
Acq On : 24 Jun 2014 3:20 pm
Operator : prashans
Sample : IC6377-100
Misc : MS69208,VY6377,5.0,,,,1
ALS Vial : 10 Sample Multiplier: 1

Quant Time: Jun 25 11:22:52 2014
Quant Method : C:\MSDCHEM\1\METHODS\MYS6377.M
Quant Title : Method SW846 8260B, ZB624 60m x 0.25mm x 1.4um
QLast Update : Tue Jun 24 15:27:34 2014
Response via : Initial Calibration

Internal Standards	R.T.	QIon	Response	Conc	Units		Dev(Min)
45) bromochloromethane	9.35	130	101315	101.76	ug/L		98
46) tetrahydrofuran	9.37	72	18670	103.56	ug/L		100
47) chloroform	9.40	83	235982	92.76	ug/L		99
48) tert-Butyl Formate	9.41	59	97661	105.67	ug/L		99
49) isobutyl alcohol	9.85	41	50334	934.97	ug/L	#	99
52) freon 113	6.58	151	89530	97.35	ug/L		98
53) methacrylonitrile	9.31	67	55850	107.07	ug/L		99
54) 1,1,1-trichloroethane	9.62	97	181860	91.91	ug/L		98
55) Cyclohexane	9.67	84	177993	87.22	ug/L	#	99
56) 2,2,4-trimethylpentane	10.02	57	493467	95.53	ug/L		97
57) tert-amyl methyl ether	10.07	73	454177	100.82	ug/L		99
59) epichlorohydrin	11.72	57	69807	522.66	ug/L		96
60) n-butyl alcohol	10.59	56	233969	5617.46	ug/L		99
61) carbon tetrachloride	9.81	117	162601	90.83	ug/L		99
62) 1,1-dichloropropene	9.80	75	166218	91.49	ug/L		98
63) hexane	7.97	57	167705	82.14	ug/L		99
64) Tert Amyl Alcohol	9.96	73	43537	483.89	ug/L	#	98
65) benzene	10.06	78	540951	91.75	ug/L		99
66) heptane	10.18	57	102005	92.54	ug/L		99
67) isopropyl acetate	9.98	61	59350	104.23	ug/L		99
68) 1,2-dichloroethane	10.11	62	170234	105.04	ug/L		98
69) trichloroethene	10.77	95	133183	93.32	ug/L		100
70) ethyl acrylate	10.78	55	177064	109.00	ug/L		100
71) 2-nitropropane	11.58	41	43188	91.07	ug/L		94
72) 2-chloroethyl vinyl ether	11.57	63	315028	534.85	ug/L		99
73) methyl methacrylate	11.04	69	96887	105.96	ug/L		92
74) 1,2-dichloropropane	11.05	63	145437	96.46	ug/L		100
75) methylcyclohexane	10.96	83	218990	93.06	ug/L		99
76) Tert-amyl ethyl ether	10.90	59	349723	102.09	ug/L		100
77) dibromomethane	11.22	93	88969	103.22	ug/L		99
78) bromodichloromethane	11.34	83	194816	101.42	ug/L		99
79) cis-1,3-dichloropropene	11.79	75	243138	99.83	ug/L		99
81) 4-methyl-2-pentanone	11.88	58	57064	107.89	ug/L		98
82) toluene	12.13	91	565702	88.25	ug/L		100
83) 3-methyl-1-butanol	11.91	70	85248	2185.89	ug/L		99
84) trans-1,3-dichloropropene	12.35	75	220109	104.56	ug/L		100
85) ethyl methacrylate	12.32	69	183928	105.84	ug/L		99
86) 1,1,2-trichloroethane	12.56	83	110920	103.18	ug/L		99
87) 2-hexanone	12.72	58	64069	108.29	ug/L		96
89) tetrachloroethene	12.69	166	157053	96.74	ug/L		99
90) 1,3-dichloropropane	12.74	76	202084	101.79	ug/L		100
91) butyl acetate	12.78	56	94321	98.13	ug/L		96
92) dibromochloromethane	13.00	129	161444	104.85	ug/L		99
93) 1,2-dibromoethane	13.15	107	133602	105.51	ug/L		98
94) 3,3-Dimethyl-1-Butanol	12.89	57	156022	1048.30	ug/L		99
96) chlorobenzene	13.59	112	380001	95.13	ug/L		100
97) 1,1,1,2-tetrachloroethane	13.65	131	143579	101.19	ug/L		99
98) ethylbenzene	13.62	91	609903	90.95	ug/L		99
99) m,p-xylene	13.73	106	477684	181.00	ug/L		99
100) o-xylene	14.15	91	501151	94.31	ug/L		100

Quantitation Report (QT Reviewed)

Data Path : C:\MSDCHEM\1\DATA\
Data File : Y146741.D
Acq On : 24 Jun 2014 3:20 pm
Operator : prashans
Sample : IC6377-100
Misc : MS69208,VY6377,5.0,,,,1
ALS Vial : 10 Sample Multiplier: 1

Quant Time: Jun 25 11:22:52 2014
Quant Method : C:\MSDCHEM\1\METHODS\MYS6377.M
Quant Title : Method SW846 8260B, ZB624 60m x 0.25mm x 1.4um
QLast Update : Tue Jun 24 15:27:34 2014
Response via : Initial Calibration

Internal Standards	R.T.	QIon	Response	Conc Units	Dev(Min)
101) styrene	14.16	104	427068	103.66 ug/L	100
102) bromoform	14.45	173	114115	108.04 ug/L	99
104) isopropylbenzene	14.48	105	585152	87.67 ug/L	100
107) bromobenzene	14.89	156	179308	99.61 ug/L	99
108) cyclohexanone	14.68	55	320520	985.97 ug/L	98
109) 1,1,2,2-tetrachloroethane	14.82	83	181423	99.58 ug/L	100
110) trans-1,4-dichloro-2-buten	14.85	53	45255	105.42 ug/L	96
111) 1,2,3-trichloropropane	14.89	110	39702	100.21 ug/L	94
112) n-propylbenzene	14.88	91	678703	91.15 ug/L	100
113) 4-Ethyltoluene	14.98	105	578858	96.55 ug/L	100
114) 2-chlorotoluene	15.04	126	150835	93.46 ug/L	98
115) 4-chlorotoluene	15.14	91	441297	91.61 ug/L	99
116) 1,3,5-trimethylbenzene	15.03	105	488960	88.66 ug/L	99
117) tert-butylbenzene	15.37	119	412449	92.54 ug/L	99
118) pentachloroethane	15.47	167	105889	97.26 ug/L	96
119) 1,2,4-trimethylbenzene	15.42	105	495885	91.53 ug/L	99
120) sec-butylbenzene	15.58	105	632415	89.28 ug/L	100
121) 1,3-dichlorobenzene	15.78	146	323820	96.98 ug/L	99
122) p-isopropyltoluene	15.70	119	535222	91.90 ug/L	99
123) 1,4-dichlorobenzene	15.87	146	329320	94.29 ug/L	99
124) 1,2-dichlorobenzene	16.26	146	312834	97.45 ug/L	99
125) n-butylbenzene	16.11	92	279413	92.73 ug/L	99
126) p-Diethylbenzene	16.08	119	321257	94.97 ug/L	99
127) 1,2-dibromo-3-chloropropan	17.05	157	36572	106.60 ug/L	95
128) 1,3,5-Trichlorobenzene	17.20	180	259439	94.42 ug/L	99
129) 1,2,4-trichlorobenzene	17.84	180	229427	101.00 ug/L	99
130) 1,2,4,5-tetramethylbenzene	16.86	119	502472	97.94 ug/L	100
131) hexachlorobutadiene	17.93	225	126418	89.90 ug/L	98
132) naphthalene	18.12	128	492456	107.38 ug/L	100
133) 1,2,3-trichlorobenzene	18.37	180	212732	100.34 ug/L	99
134) hexachloroethane	16.50	119	108980	96.11 ug/L	100
135) Benzyl chloride	15.99	91	322169	100.93 ug/L	100

(#) = qualifier out of range (m) = manual integration (+) = signals summed

Quantitation Report (QT Reviewed)

Data Path : C:\MSDCHEM\1\DATA\
Data File : Y146741.D
Acq On : 24 Jun 2014 3:20 pm
Operator : prashans
Sample : IC6377-100
Misc : MS69208,VY6377,5.0,,,,1
ALS Vial : 10 Sample Multiplier: 1

Quant Time: Jun 25 11:22:52 2014
Quant Method : C:\MSDCHEM\1\METHODS\MYS6377.M
Quant Title : Method SW846 8260B, ZB624 60m x 0.25mm x 1.4um
QLast Update : Tue Jun 24 15:27:34 2014
Response via : Initial Calibration

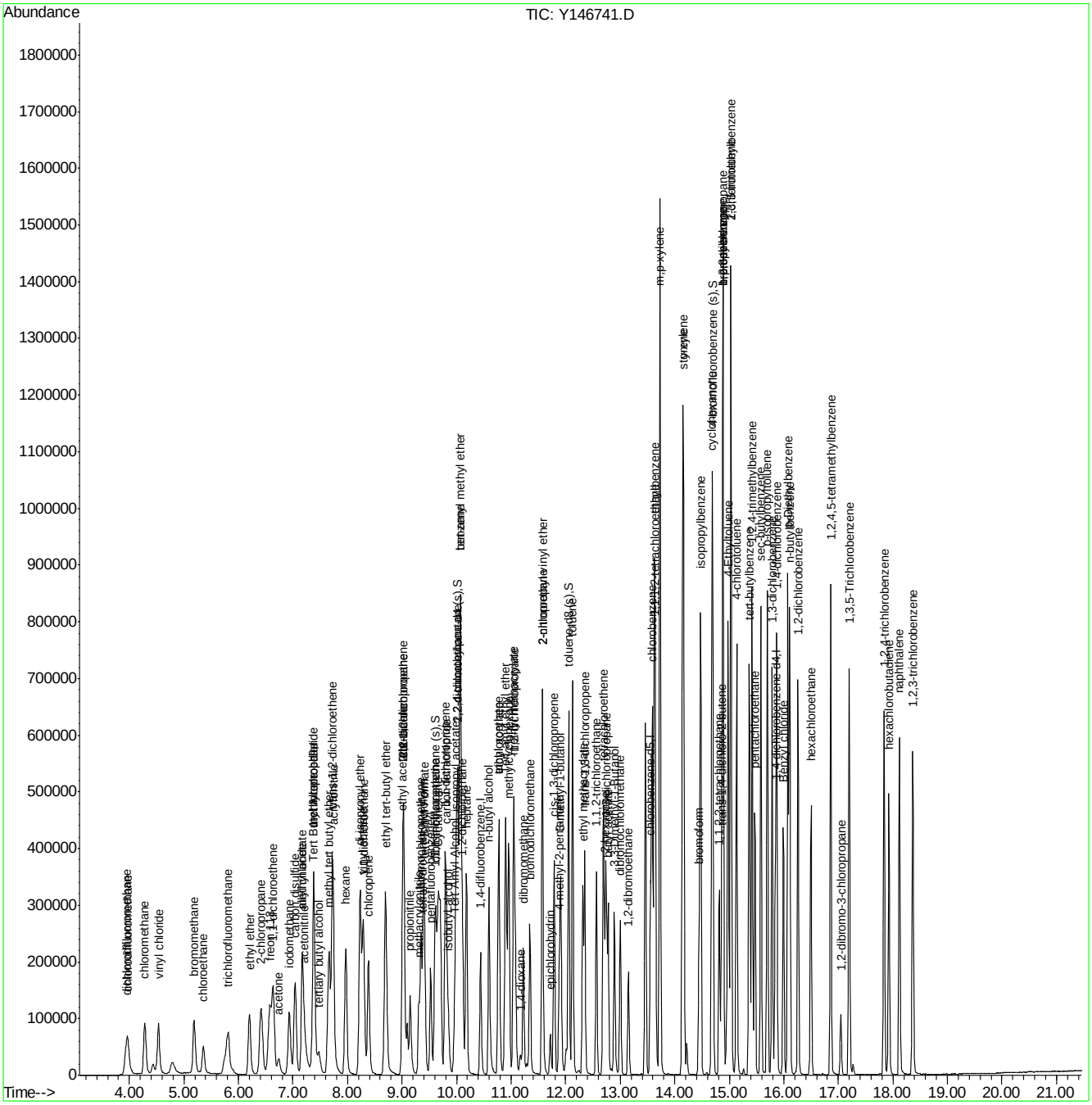

Quantitation Report (QT Reviewed)

Data Path : C:\MSDCHEM\1\DATA\
Data File : Y146742.D
Acq On : 24 Jun 2014 3:48 pm
Operator : prashans
Sample : IC6377-200
Misc : MS69208,VY6377,5.0,,,,1
ALS Vial : 11 Sample Multiplier: 1

Quant Time: Jun 25 11:31:40 2014
Quant Method : C:\MSDCHEM\1\METHODS\MYS6377.M
Quant Title : Method SW846 8260B, ZB624 60m x 0.25mm x 1.4um
QLast Update : Tue Jun 24 16:47:20 2014
Response via : Initial Calibration

Internal Standards	R.T.	QIon	Response	Conc	Units	Dev(Min)
1) Tert Butyl Alcohol-d9	7.37	65	66768	500.00	ug/L	0.02
5) pentafluorobenzene	9.52	168	181001	50.00	ug/L	0.00
58) 1,4-difluorobenzene	10.44	114	221569	50.00	ug/L	0.00
88) chlorobenzene-d5	13.56	117	189432	50.00	ug/L	0.00
103) 1,4-dichlorobenzene-d4	15.85	152	100082	50.00	ug/L	0.00
System Monitoring Compounds						
50) dibromofluoromethane (s)	9.60	113	265213	185.83	ug/L	0.00
Spiked Amount 50.000	Range 59 - 130		Recovery = 371.66%#			
51) 1,2-dichloroethane-d4 (s)	10.02	65	293232	190.99	ug/L	0.00
Spiked Amount 50.000	Range 65 - 123		Recovery = 381.98%#			
80) toluene-d8 (s)	12.06	98	947714	173.37	ug/L	0.00
Spiked Amount 50.000	Range 77 - 125		Recovery = 346.74%#			
105) 4-bromofluorobenzene (s)	14.70	95	361461	177.80	ug/L	0.00
Spiked Amount 50.000	Range 71 - 132		Recovery = 355.60%#			
Target Compounds						Qvalue
2) 1,4-dioxane	11.17	88	78986	4928.68	ug/L #	98
4) tertiary butyl alcohol	7.47	59	171201	963.68	ug/L	96
11) chlorodifluoromethane	3.97	51	219865	186.91	ug/L	99
12) dichlorodifluoromethane	3.94	85	264783	190.75	ug/L	97
13) chloromethane	4.29	50	361006	184.55	ug/L	100
14) vinyl chloride	4.54	62	326438	186.79	ug/L	99
16) bromomethane	5.18	94	199274	148.23	ug/L	100
17) chloroethane	5.35	64	147138	182.23	ug/L	96
19) trichlorofluoromethane	5.81	101	336411	178.52	ug/L	98
20) ethyl ether	6.20	74	158830	212.39	ug/L	99
21) 2-chloropropane	6.42	63	101094	191.08	ug/L	99
22) acrolein	6.52	56	5508	19.07	ug/L	98
23) 1,1-dichloroethene	6.64	61	356331	184.49	ug/L	99
25) allyl chloride	7.17	76	134122	196.42	ug/L	96
26) acetonitrile	7.21	40	202955	1880.05	ug/L	99
27) iodomethane	6.94	142	473779	195.25	ug/L	99
28) carbon disulfide	7.04	76	817449	176.67	ug/L	99
29) 1-chloropropane	7.38	42	422966	161.13	ug/L	100
30) methylene chloride	7.37	49	400390	164.42	ug/L	99
31) methyl acetate	7.17	74	43786	228.08	ug/L	92
32) methyl tert butyl ether	7.66	73	827881	198.70	ug/L	99
33) trans-1,2-dichloroethene	7.72	61	369331	191.42	ug/L	99
34) di-isopropyl ether	8.23	45	972924	194.92	ug/L	100
35) ethyl tert-butyl ether	8.70	59	942751	202.74	ug/L	100
36) 2-butanone	9.02	72	36374	186.72	ug/L	87
37) 1,1-dichloroethane	8.29	63	481487	191.64	ug/L	98
38) chloroprene	8.38	53	346818	194.89	ug/L	99
39) acrylonitrile	7.74	53	479610	1042.86	ug/L	100
40) vinyl acetate	8.28	86	45838	243.06	ug/L	94
41) ethyl acetate	9.01	45	43058	211.17	ug/L	64
42) 2,2-dichloropropane	9.02	77	341286	172.10	ug/L	97
43) cis-1,2-dichloroethene	9.03	96	309847	190.95	ug/L	97
44) propionitrile	9.15	54	384028	2090.72	ug/L	96

Quantitation Report (QT Reviewed)

Data Path : C:\MSDCHEM\1\DATA\
Data File : Y146742.D
Acq On : 24 Jun 2014 3:48 pm
Operator : prashans
Sample : IC6377-200
Misc : MS69208,VY6377,5.0,,,,1
ALS Vial : 11 Sample Multiplier: 1

Quant Time: Jun 25 11:31:40 2014
Quant Method : C:\MSDCHEM\1\METHODS\MYS6377.M
Quant Title : Method SW846 8260B, ZB624 60m x 0.25mm x 1.4um
QLast Update : Tue Jun 24 16:47:20 2014
Response via : Initial Calibration

Internal Standards	R.T.	QIon	Response	Conc Units	Dev(Min)
45) bromochloromethane	9.35	130	204189	203.52 ug/L	99
46) tetrahydrofuran	9.37	72	36967	202.56 ug/L	93
47) chloroform	9.40	83	477140	188.55 ug/L	99
48) tert-Butyl Formate	9.41	59	193385	206.22 ug/L	99
49) isobutyl alcohol	9.85	41	96228	1797.82 ug/L #	97
52) freon 113	6.58	151	177252	192.59 ug/L	100
53) methacrylonitrile	9.31	67	109601	206.13 ug/L	99
54) 1,1,1-trichloroethane	9.62	97	364580	185.19 ug/L	99
55) Cyclohexane	9.67	84	358518	177.61 ug/L #	99
56) 2,2,4-trimethylpentane	10.02	57	985040	190.78 ug/L	96
57) tert-amyl methyl ether	10.07	73	902397	199.09 ug/L	99
59) epichlorohydrin	11.72	57	136448	1004.00 ug/L	96
60) n-butyl alcohol	10.60	56	458197	10704.21 ug/L	100
61) carbon tetrachloride	9.81	117	325791	182.29 ug/L	99
62) 1,1-dichloropropene	9.80	75	336484	185.37 ug/L	98
63) hexane	7.97	57	336100	168.00 ug/L	99
64) Tert Amyl Alcohol	9.96	73	84708	937.28 ug/L #	98
65) benzene	10.06	78	1100949	186.61 ug/L	99
66) heptane	10.18	57	202350	184.06 ug/L	99
67) isopropyl acetate	9.98	61	118269	204.23 ug/L	97
68) 1,2-dichloroethane	10.11	62	338942	205.79 ug/L	98
69) trichloroethene	10.77	95	271442	189.91 ug/L	99
70) ethyl acrylate	10.78	55	352741	211.22 ug/L	99
71) 2-nitropropane	11.58	41	83795	177.60 ug/L	100
72) 2-chloroethyl vinyl ether	11.57	63	626675	1041.41 ug/L	99
73) methyl methacrylate	11.04	69	189951	203.67 ug/L	90
74) 1,2-dichloropropane	11.05	63	295362	194.83 ug/L	99
75) methylcyclohexane	10.96	83	440401	186.94 ug/L	100
76) Tert-amyl ethyl ether	10.90	59	704441	203.08 ug/L	100
77) dibromomethane	11.22	93	177387	202.84 ug/L	97
78) bromodichloromethane	11.34	83	393193	202.32 ug/L	100
79) cis-1,3-dichloropropene	11.79	75	493796	200.79 ug/L	99
81) 4-methyl-2-pentanone	11.88	58	110311	203.84 ug/L	98
82) toluene	12.13	91	1141366	178.93 ug/L	99
83) 3-methyl-1-butanol	11.91	70	165062	4126.97 ug/L	98
84) trans-1,3-dichloropropene	12.35	75	442221	206.83 ug/L	99
85) ethyl methacrylate	12.31	69	366134	206.89 ug/L	99
86) 1,1,2-trichloroethane	12.56	83	223197	204.78 ug/L	99
87) 2-hexanone	12.72	58	119382	197.08 ug/L	99
89) tetrachloroethene	12.69	166	304449	187.04 ug/L	100
90) 1,3-dichloropropane	12.74	76	404515	201.95 ug/L	99
91) butyl acetate	12.78	56	182699	189.52 ug/L	98
92) dibromochloromethane	13.00	129	324768	208.26 ug/L	99
93) 1,2-dibromoethane	13.15	107	267722	208.59 ug/L	99
94) 3,3-Dimethyl-1-Butanol	12.89	57	304240	2016.59 ug/L	99
96) chlorobenzene	13.59	112	771224	192.95 ug/L	99
97) 1,1,1,2-tetrachloroethane	13.65	131	291029	203.44 ug/L	99
98) ethylbenzene	13.62	91	1236424	185.01 ug/L	99
99) m,p-xylene	13.73	106	965117	367.13 ug/L	98
100) o-xylene	14.15	91	1016157	191.16 ug/L	99

Quantitation Report (QT Reviewed)

Data Path : C:\MSDCHEM\1\DATA\
Data File : Y146742.D
Acq On : 24 Jun 2014 3:48 pm
Operator : prashans
Sample : IC6377-200
Misc : MS69208,VY6377,5.0,,,,1
ALS Vial : 11 Sample Multiplier: 1

Quant Time: Jun 25 11:31:40 2014
Quant Method : C:\MSDCHEM\1\METHODS\MYS6377.M
Quant Title : Method SW846 8260B, ZB624 60m x 0.25mm x 1.4um
QLast Update : Tue Jun 24 16:47:20 2014
Response via : Initial Calibration

Internal Standards	R.T.	QIon	Response	Conc Units	Dev(Min)
101) styrene	14.16	104	868644	208.59 ug/L	99
102) bromoform	14.45	173	229589	213.77 ug/L	99
104) isopropylbenzene	14.48	105	1183830	177.86 ug/L	99
107) bromobenzene	14.89	156	365718	201.04 ug/L	98
108) cyclohexanone	14.69	55	550946	1680.16 ug/L	98
109) 1,1,2,2-tetrachloroethane	14.82	83	354780	192.71 ug/L	98
110) trans-1,4-dichloro-2-buten	14.86	53	87980	200.88 ug/L	97
111) 1,2,3-trichloropropane	14.89	110	77200	192.66 ug/L	95
112) n-propylbenzene	14.88	91	1374093	184.33 ug/L	100
113) 4-Ethyltoluene	14.98	105	1166251	193.23 ug/L	97
114) 2-chlorotoluene	15.04	126	302895	187.15 ug/L	94
115) 4-chlorotoluene	15.14	91	900720	186.90 ug/L	100
116) 1,3,5-trimethylbenzene	15.03	105	990364	179.88 ug/L	100
117) tert-butylbenzene	15.37	119	826702	184.98 ug/L	99
118) pentachloroethane	15.47	167	223307	203.65 ug/L	97
119) 1,2,4-trimethylbenzene	15.42	105	996882	183.73 ug/L	99
120) sec-butylbenzene	15.58	105	1264774	178.72 ug/L	99
121) 1,3-dichlorobenzene	15.79	146	658531	195.71 ug/L	98
122) p-isopropyltoluene	15.70	119	1072005	183.70 ug/L	100
123) 1,4-dichlorobenzene	15.87	146	666506	190.11 ug/L	99
124) 1,2-dichlorobenzene	16.27	146	630051	194.73 ug/L	99
125) n-butylbenzene	16.11	92	558506	185.01 ug/L	97
126) p-Diethylbenzene	16.08	119	647424	190.49 ug/L	99
127) 1,2-dibromo-3-chloropropan	17.05	157	69322	197.68 ug/L	96
128) 1,3,5-Trichlorobenzene	17.20	180	525313	190.27 ug/L	99
129) 1,2,4-trichlorobenzene	17.84	180	466536	202.92 ug/L	100
130) 1,2,4,5-tetramethylbenzene	16.86	119	1004912	194.17 ug/L	100
131) hexachlorobutadiene	17.93	225	250564	178.49 ug/L	99
132) naphthalene	18.12	128	953245	203.70 ug/L	99
133) 1,2,3-trichlorobenzene	18.37	180	419274	195.51 ug/L	99
134) hexachloroethane	16.50	119	220960	193.67 ug/L	100
135) Benzyl chloride	15.99	91	628808	194.58 ug/L	99

(#) = qualifier out of range (m) = manual integration (+) = signals summed

Quantitation Report (QT Reviewed)

Data Path : C:\MSDCHEM\1\DATA\
Data File : Y146742.D
Acq On : 24 Jun 2014 3:48 pm
Operator : prashans
Sample : IC6377-200
Misc : MS69208,VY6377,5.0,,,,1
ALS Vial : 11 Sample Multiplier: 1

Quant Time: Jun 25 11:31:40 2014
Quant Method : C:\MSDCHEM\1\METHODS\MYS6377.M
Quant Title : Method SW846 8260B, ZB624 60m x 0.25mm x 1.4um
QLast Update : Tue Jun 24 16:47:20 2014
Response via : Initial Calibration

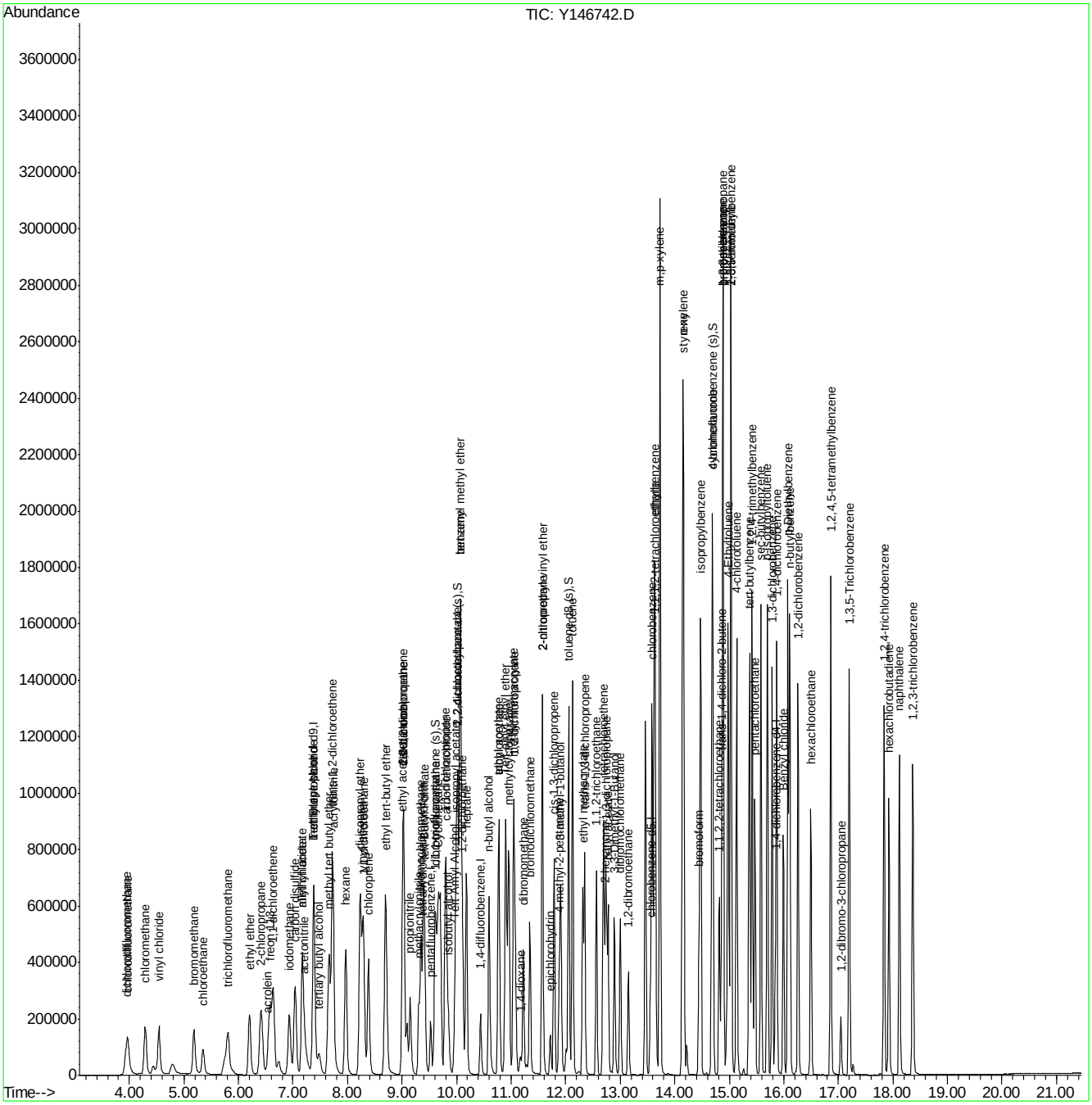

Quantitation Report (QT Reviewed)

Data Path : C:\MSDCHEM\1\DATA\
Data File : Y146748.D
Acq On : 25 Jun 2014 10:14 am
Operator : prashans
Sample : ICV6377-50
Misc : MS69208,VY6377,5.0,,,,1
ALS Vial : 2 Sample Multiplier: 1

Quant Time: Jun 25 11:32:09 2014
Quant Method : C:\MSDCHEM\1\METHODS\MYS6377.M
Quant Title : Method SW846 8260B, ZB624 60m x 0.25mm x 1.4um
QLast Update : Wed Jun 25 11:30:58 2014
Response via : Initial Calibration

Internal Standards	R.T.	QIon	Response	Conc	Units	Dev(Min)
1) Tert Butyl Alcohol-d9	7.36	65	68728	500.00	ug/L	0.00
5) pentafluorobenzene	9.52	168	198040	50.00	ug/L	0.00
58) 1,4-difluorobenzene	10.43	114	241592	50.00	ug/L	0.00
88) chlorobenzene-d5	13.56	117	203426	50.00	ug/L	0.00
103) 1,4-dichlorobenzene-d4	15.84	152	103861	50.00	ug/L	0.00
System Monitoring Compounds						
50) dibromofluoromethane (s)	9.60	113	64968	42.03	ug/L	0.00
Spiked Amount 50.000	Range 59 - 130		Recovery = 84.06%			
51) 1,2-dichloroethane-d4 (s)	10.02	65	68676	42.03	ug/L	0.00
Spiked Amount 50.000	Range 65 - 123		Recovery = 84.06%			
80) toluene-d8 (s)	12.05	98	233499	41.79	ug/L	0.00
Spiked Amount 50.000	Range 77 - 125		Recovery = 83.58%			
105) 4-bromofluorobenzene (s)	14.70	95	88673	42.61	ug/L	0.00
Spiked Amount 50.000	Range 71 - 132		Recovery = 85.22%			
Target Compounds						Qvalue
2) 1,4-dioxane	11.17	88	20347	1236.37	ug/L	99
4) tertiary butyl alcohol	7.47	59	44166	242.62	ug/L	98
11) chlorodifluoromethane	3.97	51	48440	37.65	ug/L	98
12) dichlorodifluoromethane	3.95	85	64393	42.83	ug/L	99
13) chloromethane	4.27	50	86822	40.96	ug/L	100
14) vinyl chloride	4.53	62	81054	42.74	ug/L	98
16) bromomethane	5.18	94	59004	43.46	ug/L	97
17) chloroethane	5.36	64	38187	43.71	ug/L	98
19) trichlorofluoromethane	5.80	101	86131	42.34	ug/L	99
20) ethyl ether	6.20	74	39267	47.62	ug/L	95
21) 2-chloropropane	6.41	63	25350	44.07	ug/L	98
22) acrolein	6.51	56	135401	431.33	ug/L	100
23) 1,1-dichloroethene	6.63	61	87533	41.78	ug/L	97
24) acetone	6.73	43	35190	39.64	ug/L	91
25) allyl chloride	7.17	76	32996	44.30	ug/L	95
26) acetonitrile	7.21	40	53156	447.99	ug/L	98
27) iodomethane	6.93	142	117016	44.21	ug/L	100
28) carbon disulfide	7.03	76	202038	40.43	ug/L	99
29) 1-chloropropane	7.38	42	108427	39.02	ug/L #	92
30) methylene chloride	7.37	49	101879	39.41	ug/L	98
31) methyl acetate	7.17	74	9816	45.66	ug/L	94
32) methyl tert butyl ether	7.66	73	401986	88.24	ug/L	99
33) trans-1,2-dichloroethene	7.71	61	90372	43.01	ug/L	98
34) di-isopropyl ether	8.23	45	232021	42.59	ug/L	99
35) ethyl tert-butyl ether	8.69	59	219158	43.02	ug/L	100
36) 2-butanone	9.02	72	10698	50.75	ug/L #	87
37) 1,1-dichloroethane	8.29	63	117741	43.03	ug/L	97
38) chloroprene	8.38	53	74187	38.21	ug/L	99
39) acrylonitrile	7.74	53	117947	234.42	ug/L	99
40) vinyl acetate	8.27	86	11770	55.07	ug/L	94
41) ethyl acetate	9.01	45	9431	41.88	ug/L	100
42) 2,2-dichloropropane	9.02	77	87895	41.15	ug/L	99
43) cis-1,2-dichloroethene	9.03	96	75023	42.47	ug/L	98

Quantitation Report (QT Reviewed)

Data Path : C:\MSDCHEM\1\DATA\
Data File : Y146748.D
Acq On : 25 Jun 2014 10:14 am
Operator : prashans
Sample : ICV6377-50
Misc : MS69208,VY6377,5.0,,,,1
ALS Vial : 2 Sample Multiplier: 1

Quant Time: Jun 25 11:32:09 2014
Quant Method : C:\MSDCHEM\1\METHODS\MYS6377.M
Quant Title : Method SW846 8260B, ZB624 60m x 0.25mm x 1.4um
QLast Update : Wed Jun 25 11:30:58 2014
Response via : Initial Calibration

Internal Standards	R.T.	QIon	Response	Conc	Units		Dev(Min)
44) propionitrile	9.15	54	95262	492.42	ug/L		99
45) bromochloromethane	9.35	130	50501	45.90	ug/L		95
46) tetrahydrofuran	9.37	72	9061	45.28	ug/L		96
47) chloroform	9.39	83	117673	42.81	ug/L		100
48) tert-Butyl Formate	9.41	59	48379	46.94	ug/L		99
49) isobutyl alcohol	9.84	41	25364	458.10	ug/L	#	99
52) freon 113	6.57	151	43144	43.07	ug/L		99
53) methacrylonitrile	9.30	67	27299	46.69	ug/L		99
54) 1,1,1-trichloroethane	9.62	97	90274	42.26	ug/L		98
55) Cyclohexane	9.67	84	87699	40.21	ug/L	#	98
56) 2,2,4-trimethylpentane	10.01	57	184714	32.87	ug/L		94
57) tert-amyl methyl ether	10.07	73	218693	44.11	ug/L		99
59) epichlorohydrin	11.72	57	33894	228.60	ug/L		97
60) n-butyl alcohol	10.59	56	116281	2485.01	ug/L		99
61) carbon tetrachloride	9.81	117	80379	41.66	ug/L		100
62) 1,1-dichloropropene	9.79	75	81226	41.37	ug/L		98
63) hexane	7.97	57	77096	38.52	ug/L		100
64) Tert Amyl Alcohol	9.96	73	43935	451.83	ug/L	#	79
65) benzene	10.06	78	266811	41.76	ug/L		99
66) heptane	10.18	57	41869	35.33	ug/L		99
67) isopropyl acetate	9.98	61	28808	45.83	ug/L	#	22
68) 1,2-dichloroethane	10.10	62	84582	46.95	ug/L		99
69) trichloroethene	10.77	95	66276	42.77	ug/L		98
70) ethyl acrylate	10.78	55	84989	46.37	ug/L		99
71) 2-nitropropane	11.58	41	21690	42.85	ug/L	#	76
72) 2-chloroethyl vinyl ether	11.57	63	144626	219.32	ug/L		99
73) methyl methacrylate	11.04	69	47592	46.68	ug/L		96
74) 1,2-dichloropropane	11.05	63	72168	43.79	ug/L		100
75) methylcyclohexane	10.95	83	92739	36.37	ug/L		98
76) Tert-amyl ethyl ether	10.89	59	350840	92.60	ug/L		99
77) dibromomethane	11.22	93	44612	46.70	ug/L		97
78) bromodichloromethane	11.34	83	96314	45.39	ug/L		99
79) cis-1,3-dichloropropene	11.79	75	121713	45.37	ug/L		98
81) 4-methyl-2-pentanone	11.88	58	27744	46.89	ug/L		99
82) toluene	12.12	91	280190	40.78	ug/L		100
83) 3-methyl-1-butanol	11.91	70	41692	952.24	ug/L		99
84) trans-1,3-dichloropropene	12.35	75	110118	47.06	ug/L		99
85) ethyl methacrylate	12.31	69	91633	47.36	ug/L		99
86) 1,1,2-trichloroethane	12.56	83	55303	46.41	ug/L		98
87) 2-hexanone	12.72	58	30662	46.52	ug/L		99
89) tetrachloroethene	12.69	166	75947	43.73	ug/L		98
90) 1,3-dichloropropane	12.74	76	100585	46.68	ug/L		99
91) butyl acetate	12.78	56	44486	44.97	ug/L		98
92) dibromochloromethane	13.00	129	80386	47.75	ug/L		100
93) 1,2-dibromoethane	13.15	107	66053	47.66	ug/L		99
94) 3,3-Dimethyl-1-Butanol	12.89	57	75125	462.86	ug/L		98
96) chlorobenzene	13.58	112	189183	44.22	ug/L		98
97) 1,1,1,2-tetrachloroethane	13.65	131	72041	46.77	ug/L		98
98) ethylbenzene	13.62	91	301927	42.37	ug/L		100
99) m,p-xylene	13.73	106	238320	85.07	ug/L		97

Quantitation Report (QT Reviewed)

Data Path : C:\MSDCHEM\1\DATA\
Data File : Y146748.D
Acq On : 25 Jun 2014 10:14 am
Operator : prashans
Sample : ICV6377-50
Misc : MS69208,VY6377,5.0,,,,1
ALS Vial : 2 Sample Multiplier: 1

Quant Time: Jun 25 11:32:09 2014
Quant Method : C:\MSDCHEM\1\METHODS\MYS6377.M
Quant Title : Method SW846 8260B, ZB624 60m x 0.25mm x 1.4um
QLast Update : Wed Jun 25 11:30:58 2014
Response via : Initial Calibration

Internal Standards	R.T.	QIon	Response	Conc	Units		Dev(Min)
100) o-xylene	14.14	91	248110	43.63	ug/L		99
101) styrene	14.16	104	210111	46.75	ug/L		99
102) bromoform	14.45	173	56563	48.64	ug/L		99
104) isopropylbenzene	14.47	105	290886	42.58	ug/L		99
107) bromobenzene	14.89	156	88813	47.01	ug/L		98
108) cyclohexanone	14.68	55	162108	487.39	ug/L		99
109) 1,1,2,2-tetrachloroethane	14.82	83	89365	46.96	ug/L		99
110) trans-1,4-dichloro-2-buten	14.86	53	22044	48.46	ug/L		96
111) 1,2,3-trichloropropane	14.89	110	19670	47.51	ug/L		94
112) n-propylbenzene	14.88	91	336095	43.86	ug/L		100
113) 4-Ethyltoluene	14.98	105	279775	44.83	ug/L		98
114) 2-chlorotoluene	15.04	126	75235	45.11	ug/L		97
115) 4-chlorotoluene	15.14	91	220776	44.50	ug/L		100
116) 1,3,5-trimethylbenzene	15.03	105	251342	44.43	ug/L		100
117) tert-butylbenzene	15.37	119	203243	44.15	ug/L		99
118) pentachloroethane	15.47	167	54248	47.55	ug/L		97
119) 1,2,4-trimethylbenzene	15.42	105	248617	44.51	ug/L		100
120) sec-butylbenzene	15.58	105	315915	43.47	ug/L		99
121) 1,3-dichlorobenzene	15.78	146	162867	46.73	ug/L		100
122) p-isopropyltoluene	15.70	119	268261	44.65	ug/L		99
123) 1,4-dichlorobenzene	15.87	146	166377	45.97	ug/L		99
124) 1,2-dichlorobenzene	16.26	146	157179	46.94	ug/L		99
125) n-butylbenzene	16.11	92	139662	44.95	ug/L		98
126) p-Diethylbenzene	16.08	119	161304	45.97	ug/L	#	81
127) 1,2-dibromo-3-chloropropan	17.05	157	17666	48.61	ug/L		96
128) 1,3,5-Trichlorobenzene	17.20	180	132347	46.41	ug/L		99
129) 1,2,4-trichlorobenzene	17.84	180	116903	48.92	ug/L		99
130) 1,2,4,5-tetramethylbenzene	16.86	119	251428	46.94	ug/L		100
131) hexachlorobutadiene	17.93	225	63674	44.23	ug/L		98
132) naphthalene	18.12	128	244178	50.17	ug/L		99
133) 1,2,3-trichlorobenzene	18.37	180	107624	48.47	ug/L		97
134) hexachloroethane	16.50	119	53383	45.24	ug/L		99
135) Benzyl chloride	15.99	91	162435	48.59	ug/L		99

(#) = qualifier out of range (m) = manual integration (+) = signals summed

Quantitation Report (QT Reviewed)

Data Path : C:\MSDCHEM\1\DATA\
Data File : Y146748.D
Acq On : 25 Jun 2014 10:14 am
Operator : prashans
Sample : ICV6377-50
Misc : MS69208,VY6377,5.0,,,,1
ALS Vial : 2 Sample Multiplier: 1

Quant Time: Jun 25 11:32:09 2014
Quant Method : C:\MSDCHEM\1\METHODS\MYS6377.M
Quant Title : Method SW846 8260B, ZB624 60m x 0.25mm x 1.4um
QLast Update : Wed Jun 25 11:30:58 2014
Response via : Initial Calibration

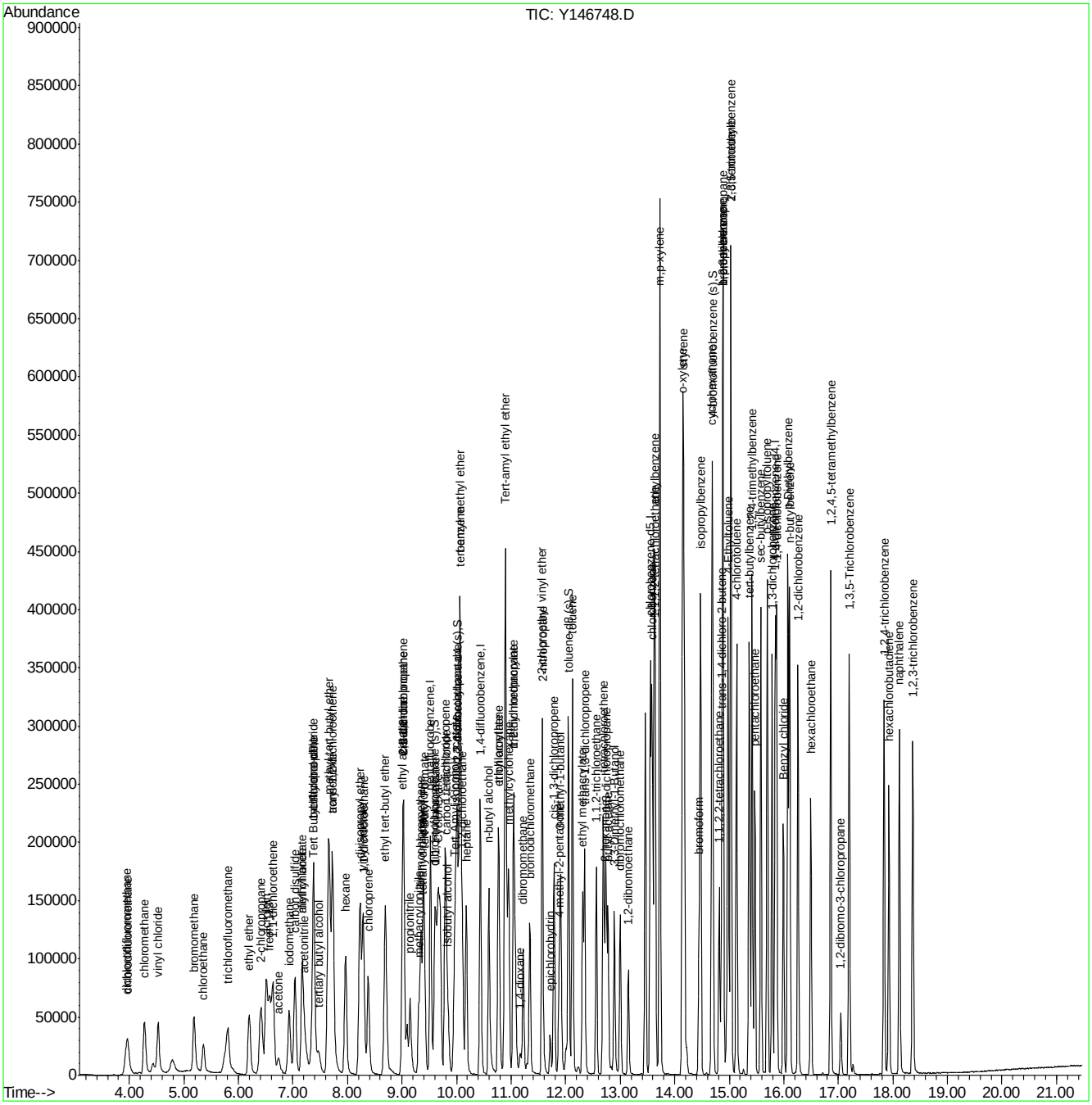

Quantitation Report (QT Reviewed)

Data Path : C:\MSDCHEM\1\DATA\
Data File : Y146908.D
Acq On : 1 Jul 2014 3:50 pm
Operator : prashans
Sample : CC6377-20
Misc : MS69889,VY6385,5.0,,,,1
ALS Vial : 2 Sample Multiplier: 1

Quant Time: Jul 02 08:30:14 2014
Quant Method : C:\MSDCHEM\1\METHODS\MYS6377.M
Quant Title : Method SW846 8260B, ZB624 60m x 0.25mm x 1.4um
QLast Update : Wed Jun 25 11:30:58 2014
Response via : Initial Calibration

Internal Standards	R.T.	QIon	Response	Conc	Units		Dev(Min)
1) Tert Butyl Alcohol-d9	7.35	65	66302	500.00	ug/L		0.00
5) pentafluorobenzene	9.52	168	172995	50.00	ug/L		0.00
58) 1,4-difluorobenzene	10.44	114	207285	50.00	ug/L		0.00
88) chlorobenzene-d5	13.56	117	174852	50.00	ug/L		0.00
103) 1,4-dichlorobenzene-d4	15.84	152	89628	50.00	ug/L		0.00
System Monitoring Compounds							
50) dibromofluoromethane (s)	9.60	113	65891	48.80	ug/L		0.00
Spiked Amount 50.000	Range 59 - 130		Recovery = 97.60%				
51) 1,2-dichloroethane-d4 (s)	10.02	65	68063	47.68	ug/L		0.00
Spiked Amount 50.000	Range 65 - 123		Recovery = 95.36%				
80) toluene-d8 (s)	12.06	98	251000	52.36	ug/L		0.00
Spiked Amount 50.000	Range 77 - 125		Recovery = 104.72%				
105) 4-bromofluorobenzene (s)	14.70	95	85596	47.67	ug/L		0.00
Spiked Amount 50.000	Range 71 - 132		Recovery = 95.34%				
Target Compounds							Qvalue
2) 1,4-dioxane	11.18	88	8044	506.67	ug/L	#	99
4) tertiary butyl alcohol	7.47	59	18737	106.70	ug/L		94
11) chlorodifluoromethane	3.97	51	29265	26.04	ug/L		98
12) dichlorodifluoromethane	3.95	85	25733	19.59	ug/L		94
13) chloromethane	4.27	50	34574	18.67	ug/L		100
14) vinyl chloride	4.51	62	32531	19.64	ug/L		98
16) bromomethane	5.19	94	23565	19.87	ug/L		97
17) chloroethane	5.36	64	15389	20.17	ug/L		93
19) trichlorofluoromethane	5.80	101	35727	20.11	ug/L		98
20) ethyl ether	6.20	74	15465	21.47	ug/L		99
21) 2-chloropropane	6.42	63	11991	23.87	ug/L		91
22) acrolein	6.52	56	58211	212.28	ug/L		98
23) 1,1-dichloroethene	6.63	61	42004	22.95	ug/L		96
24) acetone	6.74	43	16662	21.49	ug/L		99
25) allyl chloride	7.17	76	14975	23.01	ug/L		98
26) acetonitrile	7.22	40	23227	224.09	ug/L		98
27) iodomethane	6.93	142	51882	22.44	ug/L		98
28) carbon disulfide	7.03	76	96694	22.15	ug/L		99
29) 1-chloropropane	7.38	42	56134	23.12	ug/L	#	91
30) methylene chloride	7.38	49	43476	19.25	ug/L		99
31) methyl acetate	7.18	74	4156	22.13	ug/L	#	81
32) methyl tert butyl ether	7.66	73	85501	21.49	ug/L		99
33) trans-1,2-dichloroethene	7.72	61	41825	22.79	ug/L		97
34) di-isopropyl ether	8.23	45	100263	21.07	ug/L		98
35) ethyl tert-butyl ether	8.70	59	92812	20.85	ug/L		98
36) 2-butanone	9.02	72	4332	23.53	ug/L		84
37) 1,1-dichloroethane	8.30	63	53538	22.40	ug/L		97
38) chloroprene	8.38	53	38823	22.89	ug/L		98
39) acrylonitrile	7.75	53	50828	115.65	ug/L		98
40) vinyl acetate	8.28	86	4159	22.28	ug/L		91
41) ethyl acetate	9.02	45	4068	20.68	ug/L	#	23
42) 2,2-dichloropropane	9.02	77	41063	22.01	ug/L		97
43) cis-1,2-dichloroethene	9.03	96	32653	21.16	ug/L		99

Quantitation Report (QT Reviewed)

Data Path : C:\MSDCHEM\1\DATA\
Data File : Y146908.D
Acq On : 1 Jul 2014 3:50 pm
Operator : prashans
Sample : CC6377-20
Misc : MS69889,VY6385,5.0,,,,1
ALS Vial : 2 Sample Multiplier: 1

Quant Time: Jul 02 08:30:14 2014
Quant Method : C:\MSDCHEM\1\METHODS\MYS6377.M
Quant Title : Method SW846 8260B, ZB624 60m x 0.25mm x 1.4um
QLast Update : Wed Jun 25 11:30:58 2014
Response via : Initial Calibration

Internal Standards	R.T.	QIon	Response	Conc Units		Dev(Min)
44) propionitrile	9.15	54	41886	247.86 ug/L		93
45) bromochloromethane	9.35	130	20849	21.69 ug/L		96
46) tetrahydrofuran	9.38	72	4050	23.17 ug/L		96
47) chloroform	9.40	83	51556	21.47 ug/L		99
48) tert-Butyl Formate	9.41	59	17531	19.47 ug/L		96
49) isobutyl alcohol	9.85	41	10568	218.50 ug/L	#	94
52) freon 113	6.57	151	20635	23.58 ug/L		97
53) methacrylonitrile	9.31	67	11311	22.14 ug/L		92
54) 1,1,1-trichloroethane	9.62	97	41936	22.47 ug/L		98
55) Cyclohexane	9.66	84	41713	21.89 ug/L	#	97
56) 2,2,4-trimethylpentane	10.01	57	107380	21.88 ug/L		96
57) tert-amyl methyl ether	10.07	73	89821	20.74 ug/L		99
59) epichlorohydrin	11.72	57	14573	114.55 ug/L		97
60) n-butyl alcohol	10.60	56	48943	1219.06 ug/L		97
61) carbon tetrachloride	9.81	117	37320	22.54 ug/L		99
62) 1,1-dichloropropene	9.80	75	38624	22.93 ug/L		99
63) hexane	7.97	57	37966	22.11 ug/L		98
65) benzene	10.06	78	119905	21.87 ug/L		99
66) heptane	10.18	57	22912	22.53 ug/L		98
67) isopropyl acetate	9.98	61	12711	23.57 ug/L	#	26
68) 1,2-dichloroethane	10.11	62	36169	23.40 ug/L		99
69) trichloroethene	10.77	95	30109	22.64 ug/L		99
71) 2-nitropropane	11.58	41	8942	20.59 ug/L	#	28
72) 2-chloroethyl vinyl ether	11.57	63	41521	73.39 ug/L		98
73) methyl methacrylate	11.05	69	19509	22.30 ug/L		94
74) 1,2-dichloropropane	11.05	63	31030	21.94 ug/L		100
75) methylcyclohexane	10.95	83	46616	21.31 ug/L		98
77) dibromomethane	11.22	93	18144	22.14 ug/L		96
78) bromodichloromethane	11.34	83	40727	22.37 ug/L		99
79) cis-1,3-dichloropropene	11.79	75	50868	22.10 ug/L		99
81) 4-methyl-2-pentanone	11.88	58	11534	22.72 ug/L		92
82) toluene	12.13	91	124542	21.13 ug/L		99
83) 3-methyl-1-butanol	11.91	70	17117	455.66 ug/L		97
84) trans-1,3-dichloropropene	12.35	75	44841	22.33 ug/L		97
85) ethyl methacrylate	12.32	69	36754	22.14 ug/L		95
86) 1,1,2-trichloroethane	12.56	83	22762	22.26 ug/L		99
87) 2-hexanone	12.72	58	13947	24.66 ug/L		97
89) tetrachloroethene	12.69	166	33589	22.50 ug/L		98
90) 1,3-dichloropropane	12.74	76	41331	22.31 ug/L		97
91) butyl acetate	12.78	56	18756	22.06 ug/L		93
92) dibromochloromethane	13.00	129	32259	22.29 ug/L		97
93) 1,2-dibromoethane	13.15	107	27424	23.02 ug/L		97
94) 3,3-Dimethyl-1-Butanol	12.89	57	32252	231.18 ug/L		98
96) chlorobenzene	13.58	112	80519	21.90 ug/L		98
97) 1,1,1,2-tetrachloroethane	13.65	131	29737	22.46 ug/L		98
98) ethylbenzene	13.62	91	132415	21.62 ug/L		99
99) m,p-xylene	13.73	106	103619	43.03 ug/L		100
100) o-xylene	14.14	91	106589	21.81 ug/L		99
101) styrene	14.16	104	86169	22.31 ug/L		99
102) bromoform	14.45	173	22176	22.18 ug/L		97

Quantitation Report (QT Reviewed)

Data Path : C:\MSDCHEM\1\DATA\
Data File : Y146908.D
Acq On : 1 Jul 2014 3:50 pm
Operator : prashans
Sample : CC6377-20
Misc : MS69889,VY6385,5.0,,,,1
ALS Vial : 2 Sample Multiplier: 1

Quant Time: Jul 02 08:30:14 2014
Quant Method : C:\MSDCHEM\1\METHODS\MYS6377.M
Quant Title : Method SW846 8260B, ZB624 60m x 0.25mm x 1.4um
QLast Update : Wed Jun 25 11:30:58 2014
Response via : Initial Calibration

Internal Standards	R.T.	QIon	Response	Conc	Units	Dev(Min)
104) isopropylbenzene	14.47	105	126699	21.49	ug/L	99
107) bromobenzene	14.89	156	36345	22.29	ug/L	99
108) cyclohexanone	14.68	55	76280	265.76	ug/L	97
109) 1,1,2,2-tetrachloroethane	14.82	83	37228	22.67	ug/L	100
110) trans-1,4-dichloro-2-buten	14.85	53	9304	23.70	ug/L	92
111) 1,2,3-trichloropropane	14.89	110	8227	23.03	ug/L	97
112) n-propylbenzene	14.88	91	149067	22.54	ug/L	99
114) 2-chlorotoluene	15.04	126	32302	22.44	ug/L	97
115) 4-chlorotoluene	15.14	91	93078	21.74	ug/L	98
116) 1,3,5-trimethylbenzene	15.03	105	106540	21.82	ug/L	100
117) tert-butylbenzene	15.37	119	87828	22.11	ug/L	98
118) pentachloroethane	15.47	167	22051	22.40	ug/L	96
119) 1,2,4-trimethylbenzene	15.42	105	104548	21.69	ug/L	96
120) sec-butylbenzene	15.58	105	137727	21.96	ug/L	99
121) 1,3-dichlorobenzene	15.78	146	67456	22.43	ug/L	98
122) p-isopropyltoluene	15.70	119	115316	22.24	ug/L	99
123) 1,4-dichlorobenzene	15.87	146	67638	21.66	ug/L	100
124) 1,2-dichlorobenzene	16.27	146	63464	21.96	ug/L	98
125) n-butylbenzene	16.11	92	58694	21.89	ug/L	94
127) 1,2-dibromo-3-chloropropan	17.05	157	7063	22.52	ug/L	98
128) 1,3,5-Trichlorobenzene	17.20	180	55673	22.62	ug/L	99
129) 1,2,4-trichlorobenzene	17.84	180	47907	23.23	ug/L	99
131) hexachlorobutadiene	17.93	225	28501	22.94	ug/L	99
132) naphthalene	18.12	128	98566	23.47	ug/L	99
133) 1,2,3-trichlorobenzene	18.37	180	44139	23.04	ug/L	97
134) hexachloroethane	16.50	119	22657	22.25	ug/L	98
135) Benzyl chloride	15.99	91	64155	22.24	ug/L	99

(#) = qualifier out of range (m) = manual integration (+) = signals summed

Quantitation Report (QT Reviewed)

Data Path : C:\MSDCHEM\1\DATA\
Data File : Y146908.D
Acq On : 1 Jul 2014 3:50 pm
Operator : prashans
Sample : CC6377-20
Misc : MS69889,VY6385,5.0,,,,1
ALS Vial : 2 Sample Multiplier: 1

Quant Time: Jul 02 08:30:14 2014
Quant Method : C:\MSDCHEM\1\METHODS\MYS6377.M
Quant Title : Method SW846 8260B, ZB624 60m x 0.25mm x 1.4um
QLast Update : Wed Jun 25 11:30:58 2014
Response via : Initial Calibration

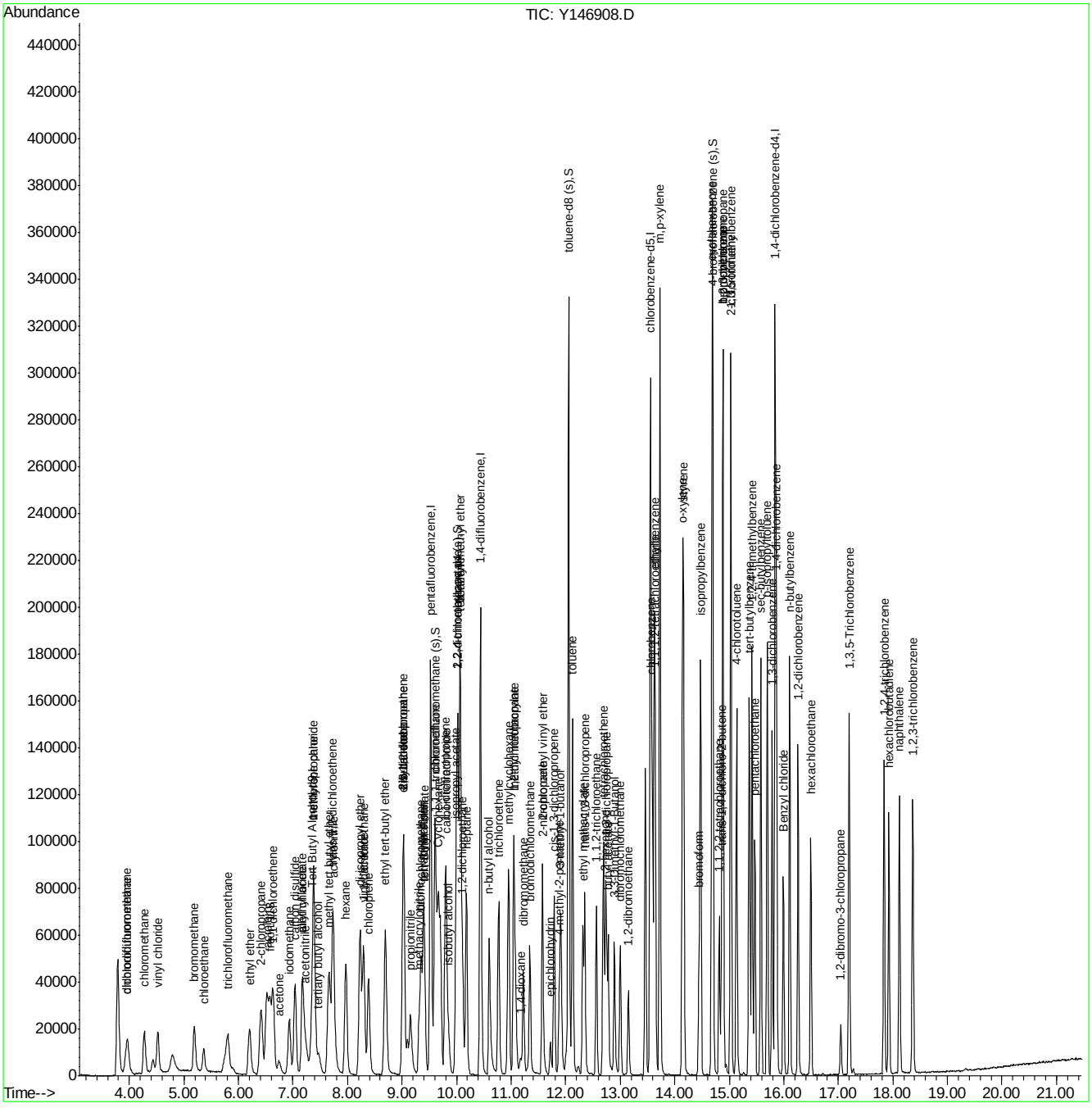

ACCUTEST.

VOLATILE ANALYSIS LOG

Batch ID: V2C5480

Print Analyst Name: [illegible]

Analyst Signature: [illegible]

Date: 6.5.14

Columns: ZB624 (30m x 0.25 x 1.4)

Method V8260

Initial Cal. Method V2C5480

Standard Data

Lot #	Description	Conc.
VOY1861	-35 SURR	100
	-20 BFB	
	-19 VBA	
	-43 VBC	
	-05 Halogen	100

Standard Data

Lot #	Description	Conc.
VOY1861	-31 A	100
	-34 B	
	-46 C	
	-48 Halogen	100
	-40 INTERNAL	25/100

Manually integrated chromatographic peaks in the following reportable files have been reviewed and verified to comply with the criteria of Accutest SOP EQA044.

Supervisor Signature: [signature] Date: 6/6/14

R	Data File	Sample ID	Test	MTX	Vial #	ALS #	Samp. Amt (ml or g)	MOH amt. (ul)	Secondary dilution	L+	IS	SU	Status (Data)	Comments	pH* <2
	z2119185	BFB	8260	W		1							ok		
	z2119186	ICS480-0.2	initial cal.			2	5				✓		ok	A,B,C,HCl,Surr	
	z2119187	ICS480-0.5				3	5				✓		ok	0.5 ug/L some	
	z2119188	ICS480-1				4	5				✓		ok	A,B,C,Hcl,Surr,Int,Air 1 ug/L some 4 ug/L 200 mL	
	z2119189	ICS480-2				5	5				✓		ok	4 ug/L 200 mL 200 mL	
	z2119190	ICS480-5				6	5				✓		ok	A,B,C,Hcl,Surr,Int, 10 mL	
	z2119191	ICS480-10				7	5				✓		ok	10 ug/L 200 mL	
	z2119192	ICS480-20				8	5				✓		ok	20 ug/L some	
	z2119193	ICS480-50				9	5				✓		ok	50 ug/L some	
	z2119194	ICS480-100				10	5				✓		ok	100 ug/L some	
	z2119195	ICS480-200				11	5				✓		ok	200 ug/L some	
	z2119196	LB				12							—		
	z2119197	LB				13							—		
	z2119198	ICV5480-50				14	5				✓		ok	25 ug/L some Ext A,B,C,Hcl,Surr,Int,Air stream	

6/5/14

MTX = Matrix Designate W for water, S for soil, O for oil. L+ =Library Search. IS = Internal Standard Area. SU = Surrogate.

Sample Amt = Volume (ML) or Weight (g); MOH amt.= volume (ul) extract injected * IF pH > 2, comment on sample result.

All strike outs must be initialed, dated and reason code applied as follows: 1 = reviewer correction error; 2 = transcription error; 3 = computer miscalculation; 4 = analyst's correction error

Form: OR001-9

Rev. Date: 2/14/2007

ACCUTEST

VOLATILE ANALYSIS LOG

Batch ID: 2CDC④ ~~V2C5521~~ 5522

Date: 7/2/14

Print Analyst Name: Delaney Caudill

Analyst Signature: Delaney Caudill

Columns: ZB624 (60mx0.25mm x 1.4µm)

Method: 8260C

Initial Cal. Method: M2C5483

Standard Data

Lot #	Description	Conc.
V014-1561-103	Ex Acrolein	1000 ppm
62	Ex A	100
61	B	
84	C	
65	Hexane	
-75	Ethanol	

Standard Data

Lot #	Description	Conc.
V014-1561-81	Acrolein	1000ppm
-71	A	100
-78	B	
-79	C	
-76	IS	10/100
-75	Ethanol	1000ppm

Manually integrated chromatographic peaks in the following reportable files have been reviewed and verified to comply with the criteria of Accutest SOP EQA044.

Supervisor Signature: [signature] Date: 7/3/14

R	Data File	Sample ID	Test	MTX	Vial #	ALS #	Samp. Amt (ml or g)	MOH amt. (ul)	Secondary dilution	L+	IS	SU	Status (Data)	Comments	pH* <2
	2C121131	BFB					5		1x				CL	8:39 am	
	121132	CC5480-20											CL	20µL/100mL A,B,C, Acrolein, Ethanol	
	121133	lb													
	121134	mb									/		CL		
	121135	bs											CL	50µL/100mL Ex Ach, Ex(A,B,C), Hex Ex EtOH	
	121136	lb												NO DATA COLLECTED	
R	121137	JB70365-1	69879 BtxMECL	EF	1		5		1x		/		CL		✓
R	121138	JB70365-2		IN	1						/		CL		✓
	121139	JB70089-1	69716 BTXN	WW	8		5		1x		/		CL	+ETHL	✓
	121140	JB70089-2	69716 BTX		2						/		CL		✓
	121141	JB70057-1	69673 BTXM	IN	2		20/50		2.5x		/		CL	RR 50x FD	✓
	121142	JB70057-2	69673 STD	EF	10		5		1x		/		RR	RR 1x NAPC/6	✓
	121143	JB70128-8	69724 TCL20	SFB	5						/		CL		✓
	121144	JB70089-1ms	69716 BTXN	WW	5/5		5		1x		/		CL	+ETHL	✓
	121145	JB70089-1msd			5/8						/		CL		✓
	121146	lb					5		1x						
	121147	JB70128-9	69724 TCL20	SB	1						/		CL		✓

MTX = Matrix Designate W for water, S for soil, O for oil. L+ =Library Search. IS = Internal Standard Area. SU = Surrogate.

Sample Amt = Volume (ML) or Weight (g); MOH amt.= volume (ul) extract injected * IF pH > 2, comment on sample result.

All strike outs must be initialed, dated and reason code applied as follows: 1 = reviewer correction error; 2 = transcription error; 3 = computer miscalculation; 4 = analyst's correction error

Form: OR001-9

Rev. Date: 2/14/2007

239

7.7.2

7

ACCUTEST.

VOLATILE ANALYSIS LOG

Batch ID: V2C5522

Date: 7/2/14

Print Analyst Name: Delaney Caudill

Analyst Signature: Delaney Caudill

Columns: ZB624(60m×0.25mm×1.4μm)

Method 8260C

Initial Cal. Method M2C5480

Standard Data

Lot #	Description	Conc.
	Ref 239	

Standard Data

Lot #	Description	Conc.
	Ref 239	

Manually integrated chromatographic peaks in the following reportable files have been reviewed and verified to comply with the criteria of Accutest SOP EQA044.

Supervisor Signature: ✓ Date: 7/3/14

R	Data File	Sample ID	Test	MTX	Vial #	ALS #	Samp. Amt (ml or g)	MOH amt. (ul)	Secondary dilution	L+	IS	SU	Status (Data)	Comments	pH* <2
	2C121148	JB70128-14	69724 TCL70	SB	5		5		1X		/		QA		✓
	121149	JB70310-1	69833 TCL70+	GW	1		20/50		2.5X		/		QA RL	50X RE to FD	✓
	121150	JB70310-12	↓	↓	2		↓		2.5X		/		QA RL	RE 100X FD	✓
	121151	JB70310-2			2		5		1X		/		RL	RE 1X CLO	✓
	121152	JB70310-3			1		↓		↓		/		RL	RE 1X CLO 7:57 pm	✓

MTX = Matrix Designate W for water, S for soil, O for oil. L+ =Library Search. IS = Internal Standard Area. SU = Surrogate.
Sample Amt = Volume (ML) or Weight (g); MOH amt.= volume (ul) extract injected * IF pH > 2, comment on sample result.

All strike outs must be initialed, dated and reason code applied as follows: 1 = reviewer correction error; 2 = transcription error; 3 = computer miscalculation; 4 = analyst's correction error

Form: OR001-9
Rev. Date: 2/14/2007

241

7.7.2

7

ACCUTEST

VOLATILE ANALYSIS LOG

Batch ID: V3C4989

Print Analyst Name: Prashant B Shukla

Analyst Signature: [signature]

Columns: 2B 624

Method V8260

Initial Cal. Method M3C4989

Date: 6/17/14

Standard Data

Lot #	Description	Conc.
014-1861-42	Acrolein	1000 PPM
63	Ext Acrolein	↓
40	Int	200 / 250 PPM
66	Surr.	1000 PPM
69	S	↓

Standard Data

Lot #	Description	Conc.
014-1861-27	Std A	100 PPM
34	B	↓
67	C	↓
62	Ext A	↓
61	B	↓
57	C	↓

Manually integrated chromatographic peaks in the following reportable files have been reviewed and verified to comply with the criteria of Accutest SOP EQA044. Ext Hexan

Supervisor Signature: [signature] Date: 6/18/14

R	Data File	Sample ID	Test	MTX	Vial #	ALS #	Samp. Amt (ml or g)	MOH amt. (ul)	Secondary dilution	L+	IS	SU	Status (Data)	Comments	pH* < 2
	3C														
	110758	BFB	TUNE			1	5						ok	5-37 PM.	
	110759	1C4989-0.2	1C 8260	SO		2	5						ok	1 µl Std A+B+C+AC+S+Sum	500 ml DIH2O
	110760	1C4989-0.5	1C 8260			3	5						ok	1 µl Std A+B+C+AC+S+Sum	200 ml DIH2O
	110761	1C4989.1	1C 8260			4	5						OK	1 µl Std A+B+C+S+Sum + 200 µl AC	100 ml DIH2O
	110762	1C4989-2	1C 8260			5	5						ok	2 µl Std A+B+C+S+Sum + 100 µl AC	100 ml DIH2O
	110763	1C4989-5	1C 8260			6	5						OK	5 µl Std A+B+C+AC+Sum+S	100 ml DIH2O
	110764	1C4989.10	1C 8260			7	5						OK	5 µl Std A+B+C+AC+S+Sum	50 ml DIH2O
	110765	1C4989.20	1C 8260			8	5						OK	10 µl Std A+B+C+AC+S+ 25 µl Sum	50 ml DIH2O
	110766	1C4989.50	1C 8260			9	5						OK	25 µl Std A+B+C+AC+S+Sum	50 ml DIH2O
	110767	1C4989.100	1C 8260			10	5						OK	50 µl Std A+B+C+S+Sum + 0.5 µl AC	50 ml DIH2O
	110768	1C4989.200	1C 8260			11	5						OK	100 µl Std A+B+C+S+Sum + 1 µl AC	50 ml DIH2O
	110769	1B				12	5						–	clean up Blank	
	110770	1B				13	5						–	↓	
	110771	1CV4989.50	1CV 8260			14	5						OK	25 µl Ext A+B+C+AC+Hexane+Sum+S	50 ml DIH2O

[signature] 6/18/14

MTX = Matrix Designate W for water, S for soil, O for oil. L+ =Library Search. IS = Internal Standard Area. SU = Surrogate.
Sample Amt = Volume (ML) or Weight (g); MOH amt.= volume (ul) extract injected * IF pH > 2, comment on sample result.
All strike outs must be initialed, dated and reason code applied as follows: 1 = reviewer correction error; 2 = transcription error; 3 = computer miscalculation; 4 = analyst's correction error

105

Form: OR001-9
Rev. Date: 2/14/2007

7.7.3

7

ACCUTEST

VOLATILE ANALYSIS LOG

Batch ID: V3C5008

Print Analyst Name: Prashant B Shukla

Analyst Signature: [signature]

Date: 6/27/14

Columns: 2B 624

Method V 8260C

Initial Cal. Method M3C 4989

Standard Data

Lot #	Description	Conc.
04-1861-81	Acrolein	1000 ppm
63	Ext Acrolein	↓
74	Int Surr.	250/2500 ppm
65	Ext Hazn	100 ppm

Standard Data

Lot #	Description	Conc.
04-1861-71	Std A	100 ppm
78	B	
82	C	
62	Ext A	
61	B	
64	C	

Manually integrated chromatographic peaks in the following reportable files have been reviewed and verified to comply with the criteria of Accutest SOP EQA044.

Supervisor Signature: [signature] Date: 7/7/14

R	Data File	Sample ID	Test	MTX	Vial #	ALS #	Samp. Amt (ml or g)	MOH amt. (ul)	Secondary dilution	L+	IS	SU	Status (Data)	Comments	pH* < 2
	3C														
	111160	BFB				1							ok	2:43 PM	
	111161	CC 4989-20				2					✓		ok	10ml Std A+B+C+AC / 50ml DI H2O	
	111162	IB				3							ok		
	111163	MB				4					✓		ok		
	111164	BS				5					✓		ok	25ml Ext A+B+C+AC / 50ml DI H2O	
	111165	IB				6							ok	5:36	
	111166	JB 70128-13	MS 69718 TCL 20	S	7	7	5.0				✓		ok		
	111167	JB 70128-1	↓		4	8	4.9				✓		ok		
	111168	JB 69718-1	MS 69477 TCL 20		4	9	4.8				✓		ok		
	111169	JB 70128-13 MS	MS 69718 TCL 20		6	10	5.2				✓		ok	2.5ml Std A+B+C+AC into Sample	
	111170	JB 70128-13 (MS)	↓		4	11	4.7				✓		ok	↓	
	111171	IB				12							ok		
R	111172	JB 69905-1	MS 69577 STAR		5	13	5.8				✓		ok		
R	111173	JB 69905-2			5	14	6.7				✓		ok		
R	111174	JB 69905-3			5	15	6.7				✓		ok		
R	111175	JB 69905-4			5	16	6.0				✓		ok		
R	111176	JB 69905-5	↓		5	17	6.4				✓		ok		

MTX = Matrix Designate W for water, S for soil, O for oil. L+ = Library Search. IS = Internal Standard Area. SU = Surrogate.
Sample Amt = Volume (ML) or Weight (g); MOH amt. = volume (ul) extract injected * IF pH > 2, comment on sample result.
All strike outs must be initialed, dated and reason code applied as follows: 1 = reviewer correction error; 2 = transcription error; 3 = computer miscalculation; 4 = analyst's correction error

Form: OR001-9
Rev. Date: 2/14/2007

165

7.7.4

7

ACCUTEST

VOLATILE ANALYSIS LOG

Batch ID: V3C5008

Print Analyst Name: Prashant B Shah

Date: 6/27/14

Analyst Signature: [signature]

Columns: 2B 624

Method V 8260 C

Initial Cal. Method M3C 4989

Standard Data

Lot #	Description	Conc.
	Refer to	

Standard Data

Lot #	Description	Conc.
	Page # 165	

Manually integrated chromatographic peaks in the following reportable files have been reviewed and verified to comply with the criteria of Accutest SOP EQA044.

Supervisor Signature: [signature] Date: 7/7/14

R	Data File	Sample ID	Test	MTX	Vial #	ALS #	Samp. Amt (ml or g)	MOH amt. (ul)	Secondary dilution	L+	IS	SU	Status (Data)	Comments	pH* < 2
	3C														
	111177	JB70128-2	MS 69718 TU20	S L L	4	18	4.5				✓	✓	OK		
	111178	JB70128.3			4	19	5.4				✓	✓	OK		
	111179	JB70128.4			4	20	4.9				✓	✓	OK		
	111180	JB70128.5			4	21	5.0				✓	✓	OK		
	111181	JB70128-6			4	22	4.9				✓	✓	OK		
	111182	JB70128-7			4	23	6.2				✓	✓	OK		
	111183	JB70128.10			4	24	5.0				✓	✓	OK		
	111184	JB70128.11			4	25	4.6				✓	✓	OK	2.22 AM.	
	111185	IB				26							—	Clean up Blank	

[signature] 6/27/14

MTX = Matrix Designate W for water, S for soil, O for oil. L+ =Library Search. IS = Internal Standard Area. SU = Surrogate.
Sample Amt = Volume (ML) or Weight (g); MOH amt.= volume (ul) extract injected * IF pH > 2, comment on sample result.
All strike outs must be initialed, dated and reason code applied as follows: 1 = reviewer correction error; 2 = transcription error; 3 = computer miscalculation; 4 = analyst's correction error

Form: OR001-9
Rev. Date: 2/14/2007

ACCUTEST

VOLATILE ANALYSIS LOG

Batch ID: VY6377

Print Analyst Name: Prashant B Shikh

Analyst Signature: [signature]

Date: 6/24/14

Columns: 2B624

Method V8260C only

Initial Cal. Method MYS6377

Standard Data

Lot #	Description	Conc.
5 14-1861-81	Acrolein	1000 PPM
63	Ext. Acrolein	↓
59	IMI	250/2500 PPM
66	Surr.	100 PPM
69	S	↓
65	Ext Hex	↓

Standard Data

Lot #	Description	Conc.
0 14-1861-71	Std A	100 PPM
78	↓ B	↓
79	↓ C	↓
62	Ext A	↓
61	↓ B	↓
70	↓ C	↓

Manually integrated chromatographic peaks in the following reportable files have been reviewed and verified to comply with the criteria of Accutest SOP EQA044.

Supervisor Signature: [signature] Date: 6/25/14

R	Data File	Sample ID	Test	MTX	Vial #	ALS #	Samp. Amt (ml or g)	MOH amt. (ul)	Secondary dilution	L+	IS	SU	Status (Data)	Comments	pH* < 2
	146732	BFB	TUNE	SC		1							OK	10:07 AM	
	146733	IC6377-0.2	IC 8260			2	5						OK	0.4 ml Std A+B+C+AC+S+Sur / 200 ml DI H2O	
	146734	IC6377-0.5	IC 8260			3	5						OK	1 ml Std A+B+C+AC+S+Sur / 200 ml DI H2O	
	146735	IC6377-1	IC 8260			4	5						OK	1 ml Std A+B+C+S+Sur + 200 ml AC / 100 ml DI H2O	
	146736	IC6377-2	IC 8260			5	5						OK	2 ml Std A+B+C+S+Sur + 100 ml AC / 100 ml DI H2O	
	146737	IC6377-5	IC 8260			6	5						OK	5 ml Std A+B+C+AC+S+Sur / 100 ml DI H2O	
	146738	IC6377-10	IC 8260			7	5						OK	5 ml Std A+B+C+AC+S+Sur / 50 ml DI H2O	
	146739	IC6377-20	IC 8260			8	5						OK	10 ml Std A+B+C+AC+S+Sur 25 ml / 50 ml DI H2O	
	146740	IC6377-50	IC 8260			9	5						OK	25 ml Std A+B+C+AC+S+Sur / 50 ml DI H2O	
	146741	IC6377-100	IC 8260			10	5						OK	50 ml Std A+B+C+S+Sur + 0.5 ml / 50 ml DI H2O	
	146742	IC6377-200	IC 8260			11	5						OK	100 ml Std A+B+C+S+Sur + 1.0 ml AC / 50 ml DI H2O	
	146743	IB				12							-	CLO	
	146744	IB				13							-	CLO	
	146745	ICV6377-50	ICV 8260			14	5						NU	↓ recoveries 25 ml Ext A+B+C+AC+S+Hex + Sur / 50 ml DI H2O	
	146746	IB				15							-		
	146747	BFB 2				16							OK		
	146748	ICV6377-50	ICV 8260			17	5						OK	25 ml Ext A+B+C+AC+S+Hex + Sur / 50 ml DI H2O	

MTX = Matrix Designate W for water, S for soil, O for oil. L+ =Library Search. IS = Internal Standard Area. SU = Surrogate.
Sample Amt = Volume (ML) or Weight (g); MOH amt.= volume (ul) extract injected * IF pH > 2, comment on sample result.

All strike outs must be initialed, dated and reason code applied as follows: 1 = reviewer correction error; 2 = transcription error; 3 = computer miscalculation; 4 = analyst's correction error

Form: OR001-9
Rev. Date: 2/14/2007

ACCUTEST

VOLATILE ANALYSIS LOG

Batch ID: VY6385

Date: 7/1/14

Print Analyst Name: Prashant B Shukla

Analyst Signature: [signature]

Columns: 2B 624

Method V8260C

Initial Cal. Method MYS6377

Standard Data

Lot #	Description	Conc.
014-18B-61	Acrolein	1000PPM
63	Ext Acrol	
74	Int Surr	250/2500 PPM
65	Ext Hexan	100PPM

Standard Data

Lot #	Description	Conc.
014-18B-71	Std A	100PPM
78	B	
82	C	
62	Ext A	
61	B	
84	C	

Manually integrated chromatographic peaks in the following reportable files have been reviewed and verified to comply with the criteria of Accutest SOP EQA044.

Supervisor Signature: DPatel Date: 7/2/14

R	Data File	Sample ID	Test	MTX	Vial #	ALS #	Samp. Amt (ml or g)	MOH amt. (ul)	Secondary dilution	L+	IS	SU	Status (Data)	Comments	pH* <2
	146907	BFB				1							on	3:09 PM	
	146908	CC6377-20				2					✓		on	10µl Std A+B+C+AC / 50ml DI H2O	
	146909	IB				3							c/o		
	146910	MB				4					✓		on		
	146911	BS				5					✓		on	25µl Ext A+B+C+AC+Hexan / 50ml DI H2O	
	146912	IB				6							c/o		
	146913	JB70517-1	MS69998 TCL20	SLL	4	7	5.5				✓		on		
	146914	JB70517-2			3	8	4.9				✓		on		
	146915	JB70517-1MS			6	9	5.3				✓		on	25µl Std A+B+C+AC / Sample	
	146916	JB70517-1MSD			7	10	5.2				✓		on		
	146917	IB				11							c/o		
	146918	JB70457-1	MS69991 TCL20	SLL	4	12	4.7				✓		on		
	146919	JB70457-2			4	13	6.0				✓		on		
	146920	JB70457-3			4	14	4.7				✓		on		
	146921	JB70457-4			4	15	5.9				✓		on		
	146922	JB70457-5			4	16	4.6				✓		on		
	146923	JB70457-6			4	17	5.7				✓		on		

MTX = Matrix Designate W for water, S for soil, O for oil. L+ =Library Search. IS = Internal Standard Area. SU = Surrogate.

Sample Amt = Volume (ML) or Weight (g); MOH amt.= volume (ul) extract injected * IF pH > 2, comment on sample result.

All strike outs must be initialed, dated and reason code applied as follows: 1 = reviewer correction error; 2 = transcription error; 3 = computer miscalculation; 4 = analyst's correction error

Form: OR001-9

Rev. Date: 2/14/2007

27

7.7.6

7

ACCUTEST

VOLATILE ANALYSIS LOG

Batch ID: VY6385

Date: 7/1/14

Print Analyst Name: Prashant B. Shukla

Analyst Signature:

Standard Data

Lot #	Description	Conc.
	Refer to	

Standard Data

Lot #	Description	Conc.
Page	# 27	

Columns: 2B 624

Method V8260C

Initial Cal. Method MYS6377

Manually integrated chromatographic peaks in the following reportable files have been reviewed and verified to comply with the criteria of Accutest SOP EQA044.

Supervisor Signature: Patel Date: 7/2/14

R	Data File	Sample ID	Test	MTX	Vial #	ALS #	Samp. Amt (ml or g)	MOH amt. (ul)	Secondary dilution	L+	IS	SU	Status (Data)	Comments	pH* <2
	y														
	1h6924	JB70545-1	MS69997 STAR	S O	2	18	4.7				✓		On		
	1h6925	JB70545-2	↓	↓	2	19	5.0				✓		On		
	1h6926	JB70128-12	MS69918 TLB		3	20	5.5				✓		On	12:59 Am.	
	1h6927	IB				21							—	Clean up Blank	

DP 7/2/14

MTX = Matrix Designate W for water, S for soil, O for oil. L+ =Library Search. IS = Internal Standard Area. SU = Surrogate.
Sample Amt = Volume (ML) or Weight (g); MOH amt.= volume (ul) extract injected * IF pH > 2, comment on sample result.

All strike outs must be initialed, dated and reason code applied as follows: 1 = reviewer correction error; 2 = transcription error; 3 = computer miscalculation; 4 = analyst's correction error

Form: OR001-9
Rev. Date: 2/14/2007

New Jersey ACCUTEST LABORATORIES

GC/MS Semi-volatiles

QC Data Summaries

Includes the following where applicable:

- Method Blank Summaries
- Blank Spike Summaries
- Matrix Spike and Duplicate Summaries
- Instrument Performance Checks (DFTPP)
- Internal Standard Area Summaries
- Surrogate Recovery Summaries
- Initial and Continuing Calibration Summaries

Method Blank Summary

Job Number: JB70128
Account: LANGAN Langan Engineering & Environmental
Project: Carroll Gardens, 363-365 Bond Street, Brooklyn, NY

Sample	File ID	DF	Analyzed	By	Prep Date	Prep Batch	Analytical Batch
OP75975-MB1	P86768.D	1	06/27/14	KLS	06/26/14	OP75975	EP3695

The QC reported here applies to the following samples: **Method:** SW846 8270D

JB70128-1, JB70128-2, JB70128-3, JB70128-4, JB70128-5, JB70128-6, JB70128-7, JB70128-10, JB70128-11, JB70128-12, JB70128-13

CAS No.	Compound	Result	RL	MDL	Units	Q
95-57-8	2-Chlorophenol	ND	57	29	ug/kg	
59-50-7	4-Chloro-3-methyl phenol	ND	140	29	ug/kg	
120-83-2	2,4-Dichlorophenol	ND	140	46	ug/kg	
105-67-9	2,4-Dimethylphenol	ND	140	48	ug/kg	
51-28-5	2,4-Dinitrophenol	ND	570	35	ug/kg	
534-52-1	4,6-Dinitro-o-cresol	ND	570	35	ug/kg	
95-48-7	2-Methylphenol	ND	57	33	ug/kg	
	3&4-Methylphenol	ND	57	36	ug/kg	
88-75-5	2-Nitrophenol	ND	140	30	ug/kg	
100-02-7	4-Nitrophenol	ND	290	48	ug/kg	
87-86-5	Pentachlorophenol	ND	290	49	ug/kg	
108-95-2	Phenol	ND	57	30	ug/kg	
58-90-2	2,3,4,6-Tetrachlorophenol	ND	140	29	ug/kg	
95-95-4	2,4,5-Trichlorophenol	ND	140	33	ug/kg	
88-06-2	2,4,6-Trichlorophenol	ND	140	27	ug/kg	
83-32-9	Acenaphthene	ND	29	8.3	ug/kg	
208-96-8	Acenaphthylene	ND	29	9.1	ug/kg	
98-86-2	Acetophenone	ND	140	5.0	ug/kg	
120-12-7	Anthracene	ND	29	10	ug/kg	
1912-24-9	Atrazine	ND	57	5.6	ug/kg	
56-55-3	Benzo(a)anthracene	ND	29	9.3	ug/kg	
50-32-8	Benzo(a)pyrene	ND	29	8.7	ug/kg	
205-99-2	Benzo(b)fluoranthene	ND	29	9.5	ug/kg	
191-24-2	Benzo(g,h,i)perylene	ND	29	11	ug/kg	
207-08-9	Benzo(k)fluoranthene	ND	29	11	ug/kg	
101-55-3	4-Bromophenyl phenyl ether	ND	57	10	ug/kg	
85-68-7	Butyl benzyl phthalate	ND	57	17	ug/kg	
92-52-4	1,1'-Biphenyl	ND	57	3.3	ug/kg	
100-52-7	Benzaldehyde	ND	140	6.6	ug/kg	
91-58-7	2-Chloronaphthalene	ND	57	8.9	ug/kg	
106-47-8	4-Chloroaniline	ND	140	9.1	ug/kg	
86-74-8	Carbazole	ND	57	13	ug/kg	
105-60-2	Caprolactam	ND	57	9.0	ug/kg	
218-01-9	Chrysene	ND	29	9.7	ug/kg	
111-91-1	bis(2-Chloroethoxy)methane	ND	57	12	ug/kg	
111-44-4	bis(2-Chloroethyl)ether	ND	57	8.6	ug/kg	

Method Blank Summary

Job Number: JB70128
Account: LANGAN Langan Engineering & Environmental
Project: Carroll Gardens, 363-365 Bond Street, Brooklyn, NY

Sample	File ID	DF	Analyzed	By	Prep Date	Prep Batch	Analytical Batch
OP75975-MB1	P86768.D	1	06/27/14	KLS	06/26/14	OP75975	EP3695

The QC reported here applies to the following samples: **Method:** SW846 8270D

JB70128-1, JB70128-2, JB70128-3, JB70128-4, JB70128-5, JB70128-6, JB70128-7, JB70128-10, JB70128-11, JB70128-12, JB70128-13

CAS No.	Compound	Result	RL	MDL	Units	Q
108-60-1	bis(2-Chloroisopropyl)ether	ND	57	8.5	ug/kg	
7005-72-3	4-Chlorophenyl phenyl ether	ND	57	8.6	ug/kg	
121-14-2	2,4-Dinitrotoluene	ND	29	12	ug/kg	
606-20-2	2,6-Dinitrotoluene	ND	29	11	ug/kg	
91-94-1	3,3'-Dichlorobenzidine	ND	57	7.3	ug/kg	
123-91-1	1,4-Dioxane	ND	29	19	ug/kg	
53-70-3	Dibenzo(a,h)anthracene	ND	29	9.7	ug/kg	
132-64-9	Dibenzofuran	ND	57	8.5	ug/kg	
84-74-2	Di-n-butyl phthalate	ND	57	6.3	ug/kg	
117-84-0	Di-n-octyl phthalate	ND	57	14	ug/kg	
84-66-2	Diethyl phthalate	ND	57	9.7	ug/kg	
131-11-3	Dimethyl phthalate	ND	57	10	ug/kg	
117-81-7	bis(2-Ethylhexyl)phthalate	ND	57	25	ug/kg	
206-44-0	Fluoranthene	ND	29	13	ug/kg	
86-73-7	Fluorene	ND	29	9.4	ug/kg	
118-74-1	Hexachlorobenzene	ND	57	9.3	ug/kg	
87-68-3	Hexachlorobutadiene	ND	29	7.9	ug/kg	
77-47-4	Hexachlorocyclopentadiene	ND	290	29	ug/kg	
67-72-1	Hexachloroethane	ND	140	7.9	ug/kg	
193-39-5	Indeno(1,2,3-cd)pyrene	ND	29	9.9	ug/kg	
78-59-1	Isophorone	ND	57	7.7	ug/kg	
91-57-6	2-Methylnaphthalene	ND	57	16	ug/kg	
88-74-4	2-Nitroaniline	ND	140	13	ug/kg	
99-09-2	3-Nitroaniline	ND	140	11	ug/kg	
100-01-6	4-Nitroaniline	ND	140	11	ug/kg	
91-20-3	Naphthalene	ND	29	7.8	ug/kg	
98-95-3	Nitrobenzene	ND	57	8.3	ug/kg	
621-64-7	N-Nitroso-di-n-propylamine	ND	57	7.0	ug/kg	
86-30-6	N-Nitrosodiphenylamine	ND	140	17	ug/kg	
85-01-8	Phenanthrene	ND	29	13	ug/kg	
129-00-0	Pyrene	ND	29	11	ug/kg	
95-94-3	1,2,4,5-Tetrachlorobenzene	ND	140	8.8	ug/kg	

Method Blank Summary

Job Number: JB70128
Account: LANGAN Langan Engineering & Environmental
Project: Carroll Gardens, 363-365 Bond Street, Brooklyn, NY

Sample	File ID	DF	Analyzed	By	Prep Date	Prep Batch	Analytical Batch
OP75975-MB1	P86768.D	1	06/27/14	KLS	06/26/14	OP75975	EP3695

The QC reported here applies to the following samples: **Method:** SW846 8270D

JB70128-1, JB70128-2, JB70128-3, JB70128-4, JB70128-5, JB70128-6, JB70128-7, JB70128-10, JB70128-11, JB70128-12, JB70128-13

CAS No.	Surrogate Recoveries		Limits
367-12-4	2-Fluorophenol	73%	13-110%
4165-62-2	Phenol-d5	81%	15-110%
118-79-6	2,4,6-Tribromophenol	87%	20-123%
4165-60-0	Nitrobenzene-d5	98%	10-110%
321-60-8	2-Fluorobiphenyl	85%	17-110%
1718-51-0	Terphenyl-d14	87%	30-124%

CAS No.	Tentatively Identified Compounds	R.T.	Est. Conc.	Units	Q
	system artifact	2.28	170	ug/kg	J
	system artifact	2.39	120	ug/kg	J
	system artifact/aldol-condensation	2.54	2000	ug/kg	J
	Total TIC, Semi-Volatile		0	ug/kg	

Method Blank Summary

Job Number: JB70128
Account: LANGAN Langan Engineering & Environmental
Project: Carroll Gardens, 363-365 Bond Street, Brooklyn, NY

Sample	File ID	DF	Analyzed	By	Prep Date	Prep Batch	Analytical Batch
OP75975-MB1	M106088.D	1	07/07/14	SP	06/26/14	OP75975	EM4338

The QC reported here applies to the following samples: **Method:** SW846 8270D

JB70128-1, JB70128-2, JB70128-3, JB70128-4, JB70128-5, JB70128-6, JB70128-7, JB70128-10, JB70128-11, JB70128-12, JB70128-13

CAS No.	Compound	Result	RL	MDL	Units	Q
95-57-8	2-Chlorophenol	ND	57	29	ug/kg	
59-50-7	4-Chloro-3-methyl phenol	ND	140	29	ug/kg	
120-83-2	2,4-Dichlorophenol	ND	140	46	ug/kg	
105-67-9	2,4-Dimethylphenol	ND	140	48	ug/kg	
51-28-5	2,4-Dinitrophenol	ND	570	35	ug/kg	
534-52-1	4,6-Dinitro-o-cresol	ND	570	35	ug/kg	
95-48-7	2-Methylphenol	ND	57	33	ug/kg	
	3&4-Methylphenol	ND	57	36	ug/kg	
88-75-5	2-Nitrophenol	ND	140	30	ug/kg	
100-02-7	4-Nitrophenol	ND	290	48	ug/kg	
87-86-5	Pentachlorophenol	ND	290	49	ug/kg	
108-95-2	Phenol	ND	57	30	ug/kg	
58-90-2	2,3,4,6-Tetrachlorophenol	ND	140	29	ug/kg	
95-95-4	2,4,5-Trichlorophenol	ND	140	33	ug/kg	
88-06-2	2,4,6-Trichlorophenol	ND	140	27	ug/kg	
83-32-9	Acenaphthene	ND	29	8.3	ug/kg	
208-96-8	Acenaphthylene	ND	29	9.1	ug/kg	
98-86-2	Acetophenone	ND	140	5.0	ug/kg	
120-12-7	Anthracene	ND	29	10	ug/kg	
1912-24-9	Atrazine	ND	57	5.6	ug/kg	
56-55-3	Benzo(a)anthracene	ND	29	9.3	ug/kg	
50-32-8	Benzo(a)pyrene	ND	29	8.7	ug/kg	
205-99-2	Benzo(b)fluoranthene	ND	29	9.5	ug/kg	
191-24-2	Benzo(g,h,i)perylene	ND	29	11	ug/kg	
207-08-9	Benzo(k)fluoranthene	ND	29	11	ug/kg	
101-55-3	4-Bromophenyl phenyl ether	ND	57	10	ug/kg	
85-68-7	Butyl benzyl phthalate	ND	57	17	ug/kg	
92-52-4	1,1'-Biphenyl	ND	57	3.3	ug/kg	
100-52-7	Benzaldehyde	ND	140	6.6	ug/kg	
91-58-7	2-Chloronaphthalene	ND	57	8.9	ug/kg	
106-47-8	4-Chloroaniline	ND	140	9.1	ug/kg	
86-74-8	Carbazole	ND	57	13	ug/kg	
105-60-2	Caprolactam	ND	57	9.0	ug/kg	
218-01-9	Chrysene	ND	29	9.7	ug/kg	
111-91-1	bis(2-Chloroethoxy)methane	ND	57	12	ug/kg	
111-44-4	bis(2-Chloroethyl)ether	ND	57	8.6	ug/kg	

Method Blank Summary

Job Number: JB70128
Account: LANGAN Langan Engineering & Environmental
Project: Carroll Gardens, 363-365 Bond Street, Brooklyn, NY

Sample	File ID	DF	Analyzed	By	Prep Date	Prep Batch	Analytical Batch
OP75975-MB1	M106088.D	1	07/07/14	SP	06/26/14	OP75975	EM4338

The QC reported here applies to the following samples: **Method:** SW846 8270D

JB70128-1, JB70128-2, JB70128-3, JB70128-4, JB70128-5, JB70128-6, JB70128-7, JB70128-10, JB70128-11, JB70128-12, JB70128-13

CAS No.	Compound	Result	RL	MDL	Units	Q
108-60-1	bis(2-Chloroisopropyl)ether	ND	57	8.5	ug/kg	
7005-72-3	4-Chlorophenyl phenyl ether	ND	57	8.6	ug/kg	
121-14-2	2,4-Dinitrotoluene	ND	29	12	ug/kg	
606-20-2	2,6-Dinitrotoluene	ND	29	11	ug/kg	
91-94-1	3,3'-Dichlorobenzidine	ND	57	7.3	ug/kg	
123-91-1	1,4-Dioxane	ND	29	19	ug/kg	
53-70-3	Dibenzo(a,h)anthracene	ND	29	9.7	ug/kg	
132-64-9	Dibenzofuran	ND	57	8.5	ug/kg	
84-74-2	Di-n-butyl phthalate	ND	57	6.3	ug/kg	
117-84-0	Di-n-octyl phthalate	ND	57	14	ug/kg	
84-66-2	Diethyl phthalate	ND	57	9.7	ug/kg	
131-11-3	Dimethyl phthalate	ND	57	10	ug/kg	
117-81-7	bis(2-Ethylhexyl)phthalate	ND	57	25	ug/kg	
206-44-0	Fluoranthene	ND	29	13	ug/kg	
86-73-7	Fluorene	ND	29	9.4	ug/kg	
118-74-1	Hexachlorobenzene	ND	57	9.3	ug/kg	
87-68-3	Hexachlorobutadiene	ND	29	7.9	ug/kg	
77-47-4	Hexachlorocyclopentadiene	ND	290	29	ug/kg	
67-72-1	Hexachloroethane	ND	140	7.9	ug/kg	
193-39-5	Indeno(1,2,3-cd)pyrene	ND	29	9.9	ug/kg	
78-59-1	Isophorone	ND	57	7.7	ug/kg	
91-57-6	2-Methylnaphthalene	ND	57	16	ug/kg	
88-74-4	2-Nitroaniline	ND	140	13	ug/kg	
99-09-2	3-Nitroaniline	ND	140	11	ug/kg	
100-01-6	4-Nitroaniline	ND	140	11	ug/kg	
91-20-3	Naphthalene	ND	29	7.8	ug/kg	
98-95-3	Nitrobenzene	ND	57	8.3	ug/kg	
621-64-7	N-Nitroso-di-n-propylamine	ND	57	7.0	ug/kg	
86-30-6	N-Nitrosodiphenylamine	ND	140	17	ug/kg	
85-01-8	Phenanthrene	ND	29	13	ug/kg	
129-00-0	Pyrene	ND	29	11	ug/kg	
95-94-3	1,2,4,5-Tetrachlorobenzene	ND	140	8.8	ug/kg	

Method Blank Summary

Job Number: JB70128
Account: LANGAN Langan Engineering & Environmental
Project: Carroll Gardens, 363-365 Bond Street, Brooklyn, NY

Sample	File ID	DF	Analyzed	By	Prep Date	Prep Batch	Analytical Batch
OP75975-MB1	M106088.D	1	07/07/14	SP	06/26/14	OP75975	EM4338

The QC reported here applies to the following samples: **Method:** SW846 8270D

JB70128-1, JB70128-2, JB70128-3, JB70128-4, JB70128-5, JB70128-6, JB70128-7, JB70128-10, JB70128-11, JB70128-12, JB70128-13

CAS No.	Surrogate Recoveries		Limits
367-12-4	2-Fluorophenol	81%	13-110%
4165-62-2	Phenol-d5	82%	15-110%
118-79-6	2,4,6-Tribromophenol	80%	20-123%
4165-60-0	Nitrobenzene-d5	86%	10-110%
321-60-8	2-Fluorobiphenyl	82%	17-110%
1718-51-0	Terphenyl-d14	81%	30-124%

CAS No.	Tentatively Identified Compounds	R.T.	Est. Conc.	Units	Q
	system artifact	3.10	140	ug/kg	J
	system artifact/aldol-condensation	3.45	2000	ug/kg	J
	Total TIC, Semi-Volatile		0	ug/kg	

Method Blank Summary

Job Number: JB70128
Account: LANGAN Langan Engineering & Environmental
Project: Carroll Gardens, 363-365 Bond Street, Brooklyn, NY

Sample	File ID	DF	Analyzed	By	Prep Date	Prep Batch	Analytical Batch
OP75993-MB1	3E62824.D	1	07/04/14	AD	06/27/14	OP75993	E3E2691

The QC reported here applies to the following samples: **Method:** SW846 8270D

JB70128-8, JB70128-14

CAS No.	Compound	Result	RL	MDL	Units	Q
95-57-8	2-Chlorophenol	ND	5.0	1.3	ug/l	
59-50-7	4-Chloro-3-methyl phenol	ND	5.0	1.3	ug/l	
120-83-2	2,4-Dichlorophenol	ND	2.0	1.6	ug/l	
105-67-9	2,4-Dimethylphenol	ND	5.0	1.8	ug/l	
51-28-5	2,4-Dinitrophenol	ND	20	6.5	ug/l	
534-52-1	4,6-Dinitro-o-cresol	ND	20	1.3	ug/l	
95-48-7	2-Methylphenol	ND	2.0	1.3	ug/l	
	3&4-Methylphenol	ND	2.0	1.1	ug/l	
88-75-5	2-Nitrophenol	ND	5.0	1.9	ug/l	
100-02-7	4-Nitrophenol	ND	10	0.91	ug/l	
87-86-5	Pentachlorophenol	ND	10	1.4	ug/l	
108-95-2	Phenol	ND	2.0	0.55	ug/l	
58-90-2	2,3,4,6-Tetrachlorophenol	ND	5.0	1.4	ug/l	
95-95-4	2,4,5-Trichlorophenol	ND	5.0	1.7	ug/l	
88-06-2	2,4,6-Trichlorophenol	ND	5.0	1.5	ug/l	
83-32-9	Acenaphthene	ND	1.0	0.30	ug/l	
208-96-8	Acenaphthylene	ND	1.0	0.20	ug/l	
98-86-2	Acetophenone	ND	2.0	0.36	ug/l	
120-12-7	Anthracene	ND	1.0	0.19	ug/l	
1912-24-9	Atrazine	ND	2.0	0.42	ug/l	
100-52-7	Benzaldehyde	ND	5.0	0.67	ug/l	
56-55-3	Benzo(a)anthracene	ND	1.0	0.22	ug/l	
50-32-8	Benzo(a)pyrene	ND	1.0	0.24	ug/l	
205-99-2	Benzo(b)fluoranthene	ND	1.0	0.22	ug/l	
191-24-2	Benzo(g,h,i)perylene	ND	1.0	0.31	ug/l	
207-08-9	Benzo(k)fluoranthene	ND	1.0	0.22	ug/l	
101-55-3	4-Bromophenyl phenyl ether	ND	2.0	0.25	ug/l	
85-68-7	Butyl benzyl phthalate	ND	2.0	0.22	ug/l	
92-52-4	1,1'-Biphenyl	ND	1.0	0.27	ug/l	
91-58-7	2-Chloronaphthalene	ND	2.0	0.34	ug/l	
106-47-8	4-Chloroaniline	ND	5.0	0.30	ug/l	
86-74-8	Carbazole	ND	1.0	0.17	ug/l	
105-60-2	Caprolactam	ND	2.0	0.41	ug/l	
218-01-9	Chrysene	ND	1.0	0.16	ug/l	
111-91-1	bis(2-Chloroethoxy)methane	ND	2.0	0.42	ug/l	
111-44-4	bis(2-Chloroethyl)ether	ND	2.0	0.43	ug/l	

Method Blank Summary

Job Number: JB70128
Account: LANGAN Langan Engineering & Environmental
Project: Carroll Gardens, 363-365 Bond Street, Brooklyn, NY

Sample	File ID	DF	Analyzed	By	Prep Date	Prep Batch	Analytical Batch
OP75993-MB1	3E62824.D	1	07/04/14	AD	06/27/14	OP75993	E3E2691

The QC reported here applies to the following samples: **Method:** SW846 8270D

JB70128-8, JB70128-14

CAS No.	Compound	Result	RL	MDL	Units	Q
108-60-1	bis(2-Chloroisopropyl)ether	ND	2.0	0.41	ug/l	
7005-72-3	4-Chlorophenyl phenyl ether	ND	2.0	0.38	ug/l	
121-14-2	2,4-Dinitrotoluene	ND	1.0	0.32	ug/l	
606-20-2	2,6-Dinitrotoluene	ND	1.0	0.26	ug/l	
91-94-1	3,3'-Dichlorobenzidine	ND	2.0	0.56	ug/l	
123-91-1	1,4-Dioxane	ND	1.0	0.72	ug/l	
53-70-3	Dibenzo(a,h)anthracene	ND	1.0	0.28	ug/l	
132-64-9	Dibenzofuran	ND	5.0	0.23	ug/l	
84-74-2	Di-n-butyl phthalate	ND	2.0	0.58	ug/l	
117-84-0	Di-n-octyl phthalate	ND	2.0	0.25	ug/l	
84-66-2	Diethyl phthalate	ND	2.0	0.23	ug/l	
131-11-3	Dimethyl phthalate	ND	2.0	0.26	ug/l	
117-81-7	bis(2-Ethylhexyl)phthalate	ND	2.0	0.55	ug/l	
206-44-0	Fluoranthene	ND	1.0	0.16	ug/l	
86-73-7	Fluorene	ND	1.0	0.27	ug/l	
118-74-1	Hexachlorobenzene	ND	1.0	0.46	ug/l	
87-68-3	Hexachlorobutadiene	ND	1.0	0.39	ug/l	
77-47-4	Hexachlorocyclopentadiene	ND	10	0.48	ug/l	
67-72-1	Hexachloroethane	ND	2.0	0.29	ug/l	
193-39-5	Indeno(1,2,3-cd)pyrene	ND	1.0	0.40	ug/l	
78-59-1	Isophorone	ND	2.0	0.34	ug/l	
91-57-6	2-Methylnaphthalene	ND	1.0	0.29	ug/l	
88-74-4	2-Nitroaniline	ND	5.0	0.32	ug/l	
99-09-2	3-Nitroaniline	ND	5.0	0.26	ug/l	
100-01-6	4-Nitroaniline	ND	5.0	0.30	ug/l	
91-20-3	Naphthalene	ND	1.0	0.27	ug/l	
98-95-3	Nitrobenzene	ND	2.0	0.52	ug/l	
621-64-7	N-Nitroso-di-n-propylamine	ND	2.0	0.38	ug/l	
86-30-6	N-Nitrosodiphenylamine	ND	5.0	0.21	ug/l	
85-01-8	Phenanthrene	ND	1.0	0.19	ug/l	
129-00-0	Pyrene	ND	1.0	0.19	ug/l	
95-94-3	1,2,4,5-Tetrachlorobenzene	ND	2.0	0.44	ug/l	

Method Blank Summary

Job Number: JB70128
Account: LANGAN Langan Engineering & Environmental
Project: Carroll Gardens, 363-365 Bond Street, Brooklyn, NY

Sample	File ID	DF	Analyzed	By	Prep Date	Prep Batch	Analytical Batch
OP75993-MB1	3E62824.D	1	07/04/14	AD	06/27/14	OP75993	E3E2691

The QC reported here applies to the following samples: **Method:** SW846 8270D

JB70128-8, JB70128-14

CAS No.	Surrogate Recoveries		Limits
367-12-4	2-Fluorophenol	59%	10-110%
4165-62-2	Phenol-d5	38%	10-110%
118-79-6	2,4,6-Tribromophenol	108%	29-139%
4165-60-0	Nitrobenzene-d5	99%	28-131%
321-60-8	2-Fluorobiphenyl	92%	30-121%
1718-51-0	Terphenyl-d14	93%	16-147%

CAS No.	Tentatively Identified Compounds	R.T.	Est. Conc.	Units	Q
	Total TIC, Semi-Volatile		0	ug/l	

Blank Spike Summary

Job Number: JB70128
Account: LANGAN Langan Engineering & Environmental
Project: Carroll Gardens, 363-365 Bond Street, Brooklyn, NY

Sample	File ID	DF	Analyzed	By	Prep Date	Prep Batch	Analytical Batch
OP75975-BS1	P86729.D	1	06/26/14	SW	06/26/14	OP75975	EP3694

The QC reported here applies to the following samples: **Method:** SW846 8270D

JB70128-1, JB70128-2, JB70128-3, JB70128-4, JB70128-5, JB70128-6, JB70128-7, JB70128-10, JB70128-11, JB70128-12, JB70128-13

CAS No.	Compound	Spike ug/kg	BSP ug/kg	BSP %	Limits
95-57-8	2-Chlorophenol	1430	1150	81	37-110
59-50-7	4-Chloro-3-methyl phenol	1430	1270	89	44-125
120-83-2	2,4-Dichlorophenol	1430	1200	84	41-120
105-67-9	2,4-Dimethylphenol	1430	1300	91	43-137
51-28-5	2,4-Dinitrophenol	2860	1800	63	21-147
534-52-1	4,6-Dinitro-o-cresol	1430	944	66	37-136
95-48-7	2-Methylphenol	1430	1110	78	40-110
	3&4-Methylphenol	1430	1120	78	39-111
88-75-5	2-Nitrophenol	1430	1190	83	36-117
100-02-7	4-Nitrophenol	1430	1800	126	26-143
87-86-5	Pentachlorophenol	1430	1270	89	21-123
108-95-2	Phenol	1430	1060	74	36-112
58-90-2	2,3,4,6-Tetrachlorophenol	1430	1220	85	40-121
95-95-4	2,4,5-Trichlorophenol	1430	1260	88	48-120
88-06-2	2,4,6-Trichlorophenol	1430	1290	90	48-119
83-32-9	Acenaphthene	1430	1230	86	46-110
208-96-8	Acenaphthylene	1430	1070	75	43-103
98-86-2	Acetophenone	1430	1470	103	35-120
120-12-7	Anthracene	1430	1320	92	56-118
1912-24-9	Atrazine	1430	1450	102	57-151
56-55-3	Benzo(a)anthracene	1430	1350	95	56-117
50-32-8	Benzo(a)pyrene	1430	1450	102	56-124
205-99-2	Benzo(b)fluoranthene	1430	1450	102	53-127
191-24-2	Benzo(g,h,i)perylene	1430	1580	111	52-126
207-08-9	Benzo(k)fluoranthene	1430	1350	95	51-122
101-55-3	4-Bromophenyl phenyl ether	1430	1300	91	51-121
85-68-7	Butyl benzyl phthalate	1430	1510	106	52-133
92-52-4	1,1'-Biphenyl	1430	1330	93	42-122
100-52-7	Benzaldehyde	1430	1250	88	30-119
91-58-7	2-Chloronaphthalene	1430	1250	88	42-110
106-47-8	4-Chloroaniline	1430	1100	77	32-102
86-74-8	Carbazole	1430	1430	100	53-119
105-60-2	Caprolactam	1430	1490	104	35-144
218-01-9	Chrysene	1430	1430	100	54-121
111-91-1	bis(2-Chloroethoxy)methane	1430	1330	93	40-118
111-44-4	bis(2-Chloroethyl)ether	1430	1260	88	33-110

* = Outside of Control Limits.

Blank Spike Summary

Job Number: JB70128
Account: LANGAN Langan Engineering & Environmental
Project: Carroll Gardens, 363-365 Bond Street, Brooklyn, NY

Sample	File ID	DF	Analyzed	By	Prep Date	Prep Batch	Analytical Batch
OP75975-BS1	P86729.D	1	06/26/14	SW	06/26/14	OP75975	EP3694

The QC reported here applies to the following samples: **Method:** SW846 8270D

JB70128-1, JB70128-2, JB70128-3, JB70128-4, JB70128-5, JB70128-6, JB70128-7, JB70128-10, JB70128-11, JB70128-12, JB70128-13

CAS No.	Compound	Spike ug/kg	BSP ug/kg	BSP %	Limits
108-60-1	bis(2-Chloroisopropyl)ether	1430	1210	85	30-108
7005-72-3	4-Chlorophenyl phenyl ether	1430	1300	91	48-116
121-14-2	2,4-Dinitrotoluene	1430	1340	94	51-126
606-20-2	2,6-Dinitrotoluene	1430	1330	93	52-126
91-94-1	3,3'-Dichlorobenzidine	2860	3070	107	49-115
123-91-1	1,4-Dioxane	1430	775	54	10-110
53-70-3	Dibenzo(a,h)anthracene	1430	1520	106	53-126
132-64-9	Dibenzofuran	1430	1280	90	45-114
84-74-2	Di-n-butyl phthalate	1430	1500	105	56-125
117-84-0	Di-n-octyl phthalate	1430	1570	110	49-145
84-66-2	Diethyl phthalate	1430	1380	97	52-118
131-11-3	Dimethyl phthalate	1430	1300	91	54-114
117-81-7	bis(2-Ethylhexyl)phthalate	1430	1550	109	52-138
206-44-0	Fluoranthene	1430	1450	102	55-119
86-73-7	Fluorene	1430	1350	95	51-114
118-74-1	Hexachlorobenzene	1430	1220	85	47-122
87-68-3	Hexachlorobutadiene	1430	1290	90	28-117
77-47-4	Hexachlorocyclopentadiene	2860	2390	84	22-126
67-72-1	Hexachloroethane	1430	1170	82	28-103
193-39-5	Indeno(1,2,3-cd)pyrene	1430	1530	107	53-128
78-59-1	Isophorone	1430	1250	88	37-117
91-57-6	2-Methylnaphthalene	1430	1200	84	34-114
88-74-4	2-Nitroaniline	1430	1630	114	46-135
99-09-2	3-Nitroaniline	1430	1180	83	44-114
100-01-6	4-Nitroaniline	1430	1320	92	44-128
91-20-3	Naphthalene	1430	1160	81	37-104
98-95-3	Nitrobenzene	1430	1360	95	34-117
621-64-7	N-Nitroso-di-n-propylamine	1430	1440	101	35-115
86-30-6	N-Nitrosodiphenylamine	1430	1360	95	51-114
85-01-8	Phenanthrene	1430	1270	89	55-113
129-00-0	Pyrene	1430	1240	87	54-120
95-94-3	1,2,4,5-Tetrachlorobenzene	1430	928	65	38-112

* = Outside of Control Limits.

Blank Spike Summary

Job Number: JB70128
Account: LANGAN Langan Engineering & Environmental
Project: Carroll Gardens, 363-365 Bond Street, Brooklyn, NY

Sample	File ID	DF	Analyzed	By	Prep Date	Prep Batch	Analytical Batch
OP75975-BS1	P86729.D	1	06/26/14	SW	06/26/14	OP75975	EP3694

The QC reported here applies to the following samples: **Method:** SW846 8270D

JB70128-1, JB70128-2, JB70128-3, JB70128-4, JB70128-5, JB70128-6, JB70128-7, JB70128-10, JB70128-11, JB70128-12, JB70128-13

CAS No.	Surrogate Recoveries	BSP	Limits
367-12-4	2-Fluorophenol	79%	13-110%
4165-62-2	Phenol-d5	81%	15-110%
118-79-6	2,4,6-Tribromophenol	91%	20-123%
4165-60-0	Nitrobenzene-d5	98%	10-110%
321-60-8	2-Fluorobiphenyl	87%	17-110%
1718-51-0	Terphenyl-d14	92%	30-124%

* = Outside of Control Limits.

Blank Spike Summary

Job Number: JB70128
Account: LANGAN Langan Engineering & Environmental
Project: Carroll Gardens, 363-365 Bond Street, Brooklyn, NY

Sample	File ID	DF	Analyzed	By	Prep Date	Prep Batch	Analytical Batch
OP75993-BS1	3E62825.D	1	07/04/14	AD	06/27/14	OP75993	E3E2691

The QC reported here applies to the following samples: **Method:** SW846 8270D

JB70128-8, JB70128-14

CAS No.	Compound	Spike ug/l	BSP ug/l	BSP %	Limits
95-57-8	2-Chlorophenol	50	38.9	78	42-110
59-50-7	4-Chloro-3-methyl phenol	50	42.0	84	49-120
120-83-2	2,4-Dichlorophenol	50	41.8	84	47-114
105-67-9	2,4-Dimethylphenol	50	48.4	97	48-129
51-28-5	2,4-Dinitrophenol	100	91.4	91	26-153
534-52-1	4,6-Dinitro-o-cresol	50	39.3	79	44-132
95-48-7	2-Methylphenol	50	37.8	76	39-110
	3&4-Methylphenol	50	34.3	69	36-110
88-75-5	2-Nitrophenol	50	41.2	82	45-110
100-02-7	4-Nitrophenol	50	29.1	58	10-110
87-86-5	Pentachlorophenol	50	38.4	77	32-122
108-95-2	Phenol	50	22.1	44	10-110
58-90-2	2,3,4,6-Tetrachlorophenol	50	42.8	86	47-119
95-95-4	2,4,5-Trichlorophenol	50	45.5	91	52-119
88-06-2	2,4,6-Trichlorophenol	50	44.7	89	51-118
83-32-9	Acenaphthene	50	46.3	93	46-108
208-96-8	Acenaphthylene	50	37.6	75	44-101
98-86-2	Acetophenone	50	49.9	100	39-125
120-12-7	Anthracene	50	43.0	86	60-117
1912-24-9	Atrazine	50	66.7	133	58-153
100-52-7	Benzaldehyde	50	52.1	104	32-119
56-55-3	Benzo(a)anthracene	50	42.4	85	59-116
50-32-8	Benzo(a)pyrene	50	43.7	87	61-122
205-99-2	Benzo(b)fluoranthene	50	44.2	88	56-129
191-24-2	Benzo(g,h,i)perylene	50	44.1	88	54-126
207-08-9	Benzo(k)fluoranthene	50	44.3	89	53-124
101-55-3	4-Bromophenyl phenyl ether	50	50.6	101	55-120
85-68-7	Butyl benzyl phthalate	50	42.9	86	42-138
92-52-4	1,1'-Biphenyl	50	51.2	102	41-123
91-58-7	2-Chloronaphthalene	50	42.2	84	38-107
106-47-8	4-Chloroaniline	50	17.0	34* [a]	38-110
86-74-8	Carbazole	50	41.3	83	55-121
105-60-2	Caprolactam	50	14.2	28	10-113
218-01-9	Chrysene	50	44.6	89	58-121
111-91-1	bis(2-Chloroethoxy)methane	50	47.8	96	48-117
111-44-4	bis(2-Chloroethyl)ether	50	46.0	92	40-108

* = Outside of Control Limits.

Blank Spike Summary

Job Number: JB70128
Account: LANGAN Langan Engineering & Environmental
Project: Carroll Gardens, 363-365 Bond Street, Brooklyn, NY

Sample	File ID	DF	Analyzed	By	Prep Date	Prep Batch	Analytical Batch
OP75993-BS1	3E62825.D	1	07/04/14	AD	06/27/14	OP75993	E3E2691

The QC reported here applies to the following samples: **Method:** SW846 8270D

JB70128-8, JB70128-14

CAS No.	Compound	Spike ug/l	BSP ug/l	BSP %	Limits
108-60-1	bis(2-Chloroisopropyl)ether	50	42.2	84	37-107
7005-72-3	4-Chlorophenyl phenyl ether	50	50.1	100	48-117
121-14-2	2,4-Dinitrotoluene	50	43.0	86	53-129
606-20-2	2,6-Dinitrotoluene	50	41.9	84	57-126
91-94-1	3,3'-Dichlorobenzidine	100	43.7	44	41-109
123-91-1	1,4-Dioxane	50	29.6	59	10-110
53-70-3	Dibenzo(a,h)anthracene	50	43.9	88	57-126
132-64-9	Dibenzofuran	50	44.7	89	46-112
84-74-2	Di-n-butyl phthalate	50	44.9	90	54-127
117-84-0	Di-n-octyl phthalate	50	39.6	79	55-142
84-66-2	Diethyl phthalate	50	46.9	94	35-130
131-11-3	Dimethyl phthalate	50	46.5	93	26-132
117-81-7	bis(2-Ethylhexyl)phthalate	50	42.3	85	58-135
206-44-0	Fluoranthene	50	43.6	87	59-120
86-73-7	Fluorene	50	45.9	92	53-114
118-74-1	Hexachlorobenzene	50	50.0	100	52-120
87-68-3	Hexachlorobutadiene	50	48.1	96	10-111
77-47-4	Hexachlorocyclopentadiene	100	77.1	77	10-116
67-72-1	Hexachloroethane	50	42.3	85	14-110
193-39-5	Indeno(1,2,3-cd)pyrene	50	42.9	86	56-127
78-59-1	Isophorone	50	44.9	90	45-119
91-57-6	2-Methylnaphthalene	50	44.4	89	30-112
88-74-4	2-Nitroaniline	50	50.7	101	46-136
99-09-2	3-Nitroaniline	50	21.6	43* [a]	46-113
100-01-6	4-Nitroaniline	50	40.6	81	47-129
91-20-3	Naphthalene	50	42.6	85	35-101
98-95-3	Nitrobenzene	50	48.0	96	40-115
621-64-7	N-Nitroso-di-n-propylamine	50	48.3	97	40-118
86-30-6	N-Nitrosodiphenylamine	50	43.6	87	54-112
85-01-8	Phenanthrene	50	42.3	85	58-113
129-00-0	Pyrene	50	42.2	84	56-120
95-94-3	1,2,4,5-Tetrachlorobenzene	50	52.6	105	28-111

* = Outside of Control Limits.

Blank Spike Summary

Job Number: JB70128
Account: LANGAN Langan Engineering & Environmental
Project: Carroll Gardens, 363-365 Bond Street, Brooklyn, NY

Sample	File ID	DF	Analyzed	By	Prep Date	Prep Batch	Analytical Batch
OP75993-BS1	3E62825.D	1	07/04/14	AD	06/27/14	OP75993	E3E2691

The QC reported here applies to the following samples: **Method:** SW846 8270D

JB70128-8, JB70128-14

CAS No.	Surrogate Recoveries	BSP	Limits
367-12-4	2-Fluorophenol	63%	10-110%
4165-62-2	Phenol-d5	44%	10-110%
118-79-6	2,4,6-Tribromophenol	117%	29-139%
4165-60-0	Nitrobenzene-d5	98%	28-131%
321-60-8	2-Fluorobiphenyl	94%	30-121%
1718-51-0	Terphenyl-d14	96%	16-147%

(a) Outside of in house control limits.

* = Outside of Control Limits.

Matrix Spike/Matrix Spike Duplicate Summary

Job Number: JB70128
Account: LANGAN Langan Engineering & Environmental
Project: Carroll Gardens, 363-365 Bond Street, Brooklyn, NY

Sample	File ID	DF	Analyzed	By	Prep Date	Prep Batch	Analytical Batch
OP75975-MS	M106096.D	1	07/07/14	SP	06/26/14	OP75975	EM4338
OP75975-MSD	M106097.D	1	07/07/14	SP	06/26/14	OP75975	EM4338
JB70128-13	M106095.D	1	07/07/14	SP	06/26/14	OP75975	EM4338

The QC reported here applies to the following samples: **Method:** SW846 8270D

JB70128-1, JB70128-2, JB70128-3, JB70128-4, JB70128-5, JB70128-6, JB70128-7, JB70128-10, JB70128-11, JB70128-12, JB70128-13

CAS No.	Compound	JB70128-13 ug/kg	Q	Spike ug/kg	MS ug/kg	MS %	Spike ug/kg	MSD ug/kg	MSD %	RPD	Limits Rec/RPD
95-57-8	2-Chlorophenol	ND		2800	2130	76	2650	1920	72	10	16-104/44
59-50-7	4-Chloro-3-methyl phenol	ND		2800	2420	87	2650	2200	83	10	25-118/41
120-83-2	2,4-Dichlorophenol	ND		2800	2540	91	2650	2270	86	11	20-111/42
105-67-9	2,4-Dimethylphenol	ND		2800	2430	87	2650	2100	79	15	21-124/40
51-28-5	2,4-Dinitrophenol	ND		5600	4590	82	5310	4030	76	13	10-110/54
534-52-1	4,6-Dinitro-o-cresol	ND		2800	2350	84	2650	2160	81	8	10-111/55
95-48-7	2-Methylphenol	ND		2800	2320	83	2650	2050	77	12	19-105/42
	3&4-Methylphenol	ND		2800	2240	80	2650	2040	77	9	17-108/43
88-75-5	2-Nitrophenol	ND		2800	2420	87	2650	2090	79	15	11-103/44
100-02-7	4-Nitrophenol	ND		2800	2680	96	2650	2350	89	13	10-141/48
87-86-5	Pentachlorophenol	ND		2800	1880	67	2650	1720	65	9	10-114/47
108-95-2	Phenol	ND		2800	2170	78	2650	1930	73	12	16-105/42
58-90-2	2,3,4,6-Tetrachlorophenol	ND		2800	2220	79	2650	2010	76	10	20-116/42
95-95-4	2,4,5-Trichlorophenol	ND		2800	2390	85	2650	2120	80	12	24-116/42
88-06-2	2,4,6-Trichlorophenol	ND		2800	2470	88	2650	2210	83	11	21-117/40
83-32-9	Acenaphthene	ND		2800	2460	88	2650	2130	80	14	25-106/38
208-96-8	Acenaphthylene	ND		2800	2030	73	2650	1760	66	14	21-110/39
98-86-2	Acetophenone	ND		2800	2550	91	2650	2260	85	12	13-117/43
120-12-7	Anthracene	ND		2800	2460	88	2650	2240	84	9	27-123/40
1912-24-9	Atrazine	ND		2800	3020	108	2650	2700	102	11	31-147/39
56-55-3	Benzo(a)anthracene	ND		2800	2500	89	2650	2250	85	11	22-127/44
50-32-8	Benzo(a)pyrene	ND		2800	2460	88	2650	2270	86	8	22-132/42
205-99-2	Benzo(b)fluoranthene	ND		2800	2470	88	2650	2210	83	11	17-141/45
191-24-2	Benzo(g,h,i)perylene	ND		2800	2560	92	2650	2350	89	9	23-129/42
207-08-9	Benzo(k)fluoranthene	ND		2800	2270	81	2650	2120	80	7	20-124/44
101-55-3	4-Bromophenyl phenyl ether	ND		2800	2320	83	2650	2090	79	10	30-116/38
85-68-7	Butyl benzyl phthalate	ND		2800	3130	112	2650	2810	106	11	26-134/40
92-52-4	1,1'-Biphenyl	ND		2800	2590	93	2650	2240	84	14	22-114/41
100-52-7	Benzaldehyde	ND		2800	2700	97	2650	2420	91	11	10-115/42
91-58-7	2-Chloronaphthalene	ND		2800	2250	80	2650	1890	71	17	24-101/40
106-47-8	4-Chloroaniline	ND		2800	1430	51	2650	1210	46	17	15-110/44
86-74-8	Carbazole	ND		2800	2360	84	2650	2180	82	8	27-123/38
105-60-2	Caprolactam	ND		2800	2640	94	2650	2620	99	1	10-141/42
218-01-9	Chrysene	ND		2800	2570	92	2650	2300	87	11	21-131/42
111-91-1	bis(2-Chloroethoxy)methane	ND		2800	2490	89	2650	2170	82	14	21-108/40
111-44-4	bis(2-Chloroethyl)ether	ND		2800	2480	89	2650	2230	84	11	13-104/44

* = Outside of Control Limits.

Matrix Spike/Matrix Spike Duplicate Summary

Job Number: JB70128
Account: LANGAN Langan Engineering & Environmental
Project: Carroll Gardens, 363-365 Bond Street, Brooklyn, NY

Sample	File ID	DF	Analyzed	By	Prep Date	Prep Batch	Analytical Batch
OP75975-MS	M106096.D	1	07/07/14	SP	06/26/14	OP75975	EM4338
OP75975-MSD	M106097.D	1	07/07/14	SP	06/26/14	OP75975	EM4338
JB70128-13	M106095.D	1	07/07/14	SP	06/26/14	OP75975	EM4338

The QC reported here applies to the following samples: **Method:** SW846 8270D

JB70128-1, JB70128-2, JB70128-3, JB70128-4, JB70128-5, JB70128-6, JB70128-7, JB70128-10, JB70128-11, JB70128-12, JB70128-13

CAS No.	Compound	JB70128-13 ug/kg	Q	Spike ug/kg	MS ug/kg	MS %	Spike ug/kg	MSD ug/kg	MSD %	RPD	Limits Rec/RPD
108-60-1	bis(2-Chloroisopropyl)ether	ND		2800	2500	89	2650	2210	83	12	13-110/42
7005-72-3	4-Chlorophenyl phenyl ether	ND		2800	2440	87	2650	2150	81	13	27-111/38
121-14-2	2,4-Dinitrotoluene	ND		2800	2590	93	2650	2370	89	9	20-124/40
606-20-2	2,6-Dinitrotoluene	ND		2800	2650	95	2650	2370	89	11	24-122/38
91-94-1	3,3'-Dichlorobenzidine	ND		5600	4590	82	5310	4100	77	11	10-121/45
123-91-1	1,4-Dioxane	ND		2800	1300	46	2650	1120	42	15	10-110/48
53-70-3	Dibenzo(a,h)anthracene	ND		2800	2500	89	2650	2300	87	8	26-129/42
132-64-9	Dibenzofuran	ND		2800	2310	83	2650	2060	78	11	21-114/39
84-74-2	Di-n-butyl phthalate	ND		2800	2740	98	2650	2470	93	10	29-127/39
117-84-0	Di-n-octyl phthalate	ND		2800	3070	110	2650	2790	105	10	25-140/43
84-66-2	Diethyl phthalate	ND		2800	2530	90	2650	2280	86	10	32-115/37
131-11-3	Dimethyl phthalate	ND		2800	2480	89	2650	2180	82	13	29-115/37
117-81-7	bis(2-Ethylhexyl)phthalate	ND		2800	3310	118	2650	2960	112	11	26-140/43
206-44-0	Fluoranthene	ND		2800	2450	88	2650	2260	85	8	16-134/44
86-73-7	Fluorene	23.3	J	2800	2510	89	2650	2210	82	13	24-116/39
118-74-1	Hexachlorobenzene	ND		2800	2040	73	2650	1870	70	9	24-118/41
87-68-3	Hexachlorobutadiene	ND		2800	2350	84	2650	2040	77	14	15-110/42
77-47-4	Hexachlorocyclopentadiene	ND		5600	1980	35	5310	1490	28	28	10-110/52
67-72-1	Hexachloroethane	ND		2800	2140	76	2650	1930	73	10	11-110/46
193-39-5	Indeno(1,2,3-cd)pyrene	ND		2800	2480	89	2650	2310	87	7	23-132/43
78-59-1	Isophorone	ND		2800	2350	84	2650	2100	79	11	22-105/41
91-57-6	2-Methylnaphthalene	ND		2800	2330	83	2650	2030	77	14	16-108/40
88-74-4	2-Nitroaniline	ND		2800	2730	98	2650	2340	88	15	23-130/39
99-09-2	3-Nitroaniline	ND		2800	1910	68	2650	1740	66	9	19-116/40
100-01-6	4-Nitroaniline	ND		2800	2090	75	2650	1900	72	10	18-124/42
91-20-3	Naphthalene	ND		2800	2260	81	2650	1990	75	13	13-103/41
98-95-3	Nitrobenzene	ND		2800	2420	87	2650	2150	81	12	14-109/41
621-64-7	N-Nitroso-di-n-propylamine	ND		2800	2460	88	2650	2180	82	12	11-113/41
86-30-6	N-Nitrosodiphenylamine	ND		2800	2710	97	2650	2460	93	10	26-119/38
85-01-8	Phenanthrene	ND		2800	2370	85	2650	2200	83	7	19-126/42
129-00-0	Pyrene	ND		2800	2720	97	2650	2420	91	12	17-136/45
95-94-3	1,2,4,5-Tetrachlorobenzene	ND		2800	2380	85	2650	2080	78	13	22-110/41

* = Outside of Control Limits.

Matrix Spike/Matrix Spike Duplicate Summary

Job Number: JB70128
Account: LANGAN Langan Engineering & Environmental
Project: Carroll Gardens, 363-365 Bond Street, Brooklyn, NY

Sample	File ID	DF	Analyzed	By	Prep Date	Prep Batch	Analytical Batch
OP75975-MS	M106096.D	1	07/07/14	SP	06/26/14	OP75975	EM4338
OP75975-MSD	M106097.D	1	07/07/14	SP	06/26/14	OP75975	EM4338
JB70128-13	M106095.D	1	07/07/14	SP	06/26/14	OP75975	EM4338

The QC reported here applies to the following samples: **Method:** SW846 8270D

JB70128-1, JB70128-2, JB70128-3, JB70128-4, JB70128-5, JB70128-6, JB70128-7, JB70128-10, JB70128-11, JB70128-12, JB70128-13

CAS No.	Surrogate Recoveries	MS	MSD	JB70128-13	Limits
367-12-4	2-Fluorophenol	82%	79%	68%	13-110%
4165-62-2	Phenol-d5	83%	81%	69%	15-110%
118-79-6	2,4,6-Tribromophenol	93%	90%	70%	20-123%
4165-60-0	Nitrobenzene-d5	94%	88%	78%	10-110%
321-60-8	2-Fluorobiphenyl	87%	79%	67%	17-110%
1718-51-0	Terphenyl-d14	88%	86%	70%	30-124%

* = Outside of Control Limits.

Matrix Spike/Matrix Spike Duplicate Summary

Job Number: JB70128
Account: LANGAN Langan Engineering & Environmental
Project: Carroll Gardens, 363-365 Bond Street, Brooklyn, NY

Sample	File ID	DF	Analyzed	By	Prep Date	Prep Batch	Analytical Batch
OP75993-MS	3E62832.D	1	07/04/14	AD	06/27/14	OP75993	E3E2691
OP75993-MSD	3E62833.D	1	07/04/14	AD	06/27/14	OP75993	E3E2691
JB70163-1	3E62834.D	1	07/04/14	AD	06/27/14	OP75993	E3E2691

The QC reported here applies to the following samples: **Method:** SW846 8270D

JB70128-8, JB70128-14

CAS No.	Compound	JB70163-1 ug/l	Q	Spike ug/l	MS ug/l	MS %	Spike ug/l	MSD ug/l	MSD %	RPD	Limits Rec/RPD
95-57-8	2-Chlorophenol	ND		50	39.4	79	50	36.9	74	7	30-106/33
59-50-7	4-Chloro-3-methyl phenol	ND		50	42.7	85	50	37.7	75	12	40-130/28
120-83-2	2,4-Dichlorophenol	ND		50	43.9	88	50	38.4	77	13	27-128/34
105-67-9	2,4-Dimethylphenol	2.4	J	50	51.6	98	50	45.4	86	13	32-145/31
51-28-5	2,4-Dinitrophenol	ND		100	90.7	91	100	89.9	90	1	10-162/43
534-52-1	4,6-Dinitro-o-cresol	ND		50	41.4	83	50	38.5	77	7	10-147/42
95-48-7	2-Methylphenol	5.6		50	42.9	75	50	39.5	68	8	29-111/29
	3&4-Methylphenol	7.2		50	41.7	69	50	38.8	63	7	26-114/29
88-75-5	2-Nitrophenol	ND		50	42.4	85	50	37.6	75	12	27-121/35
100-02-7	4-Nitrophenol	ND		50	40.4	81	50	41.1	82	2	10-135/37
87-86-5	Pentachlorophenol	ND		50	39.1	78	50	36.7	73	6	21-133/35
108-95-2	Phenol	97.6		50	121	47	50	115	35	5	10-110/33
58-90-2	2,3,4,6-Tetrachlorophenol	ND		50	42.8	86	50	40.2	80	6	30-128/33
95-95-4	2,4,5-Trichlorophenol	ND		50	44.5	89	50	42.4	85	5	35-128/30
88-06-2	2,4,6-Trichlorophenol	ND		50	45.3	91	50	41.6	83	9	31-130/34
83-32-9	Acenaphthene	ND		50	47.4	95	50	42.8	86	10	41-112/29
208-96-8	Acenaphthylene	ND		50	38.1	76	50	34.6	69	10	42-101/29
98-86-2	Acetophenone	6.3		50	53.3	94	50	48.6	85	9	24-142/31
120-12-7	Anthracene	ND		50	43.9	88	50	40.1	80	9	52-122/26
1912-24-9	Atrazine	ND		50	66.6	133	50	63.2	126	5	42-160/26
100-52-7	Benzaldehyde	ND		50	49.7	99	50	46.9	94	6	17-130/33
56-55-3	Benzo(a)anthracene	ND		50	42.4	85	50	38.0	76	11	50-122/26
50-32-8	Benzo(a)pyrene	ND		50	45.4	91	50	40.0	80	13	51-127/27
205-99-2	Benzo(b)fluoranthene	ND		50	45.7	91	50	41.5	83	10	47-132/31
191-24-2	Benzo(g,h,i)perylene	ND		50	46.2	92	50	40.1	80	14	47-129/29
207-08-9	Benzo(k)fluoranthene	ND		50	45.6	91	50	40.2	80	13	43-130/29
101-55-3	4-Bromophenyl phenyl ether	ND		50	53.0	106	50	48.7	97	8	51-122/26
85-68-7	Butyl benzyl phthalate	ND		50	43.6	87	50	39.3	79	10	37-145/29
92-52-4	1,1'-Biphenyl	ND		50	51.3	103	50	48.0	96	7	40-122/30
91-58-7	2-Chloronaphthalene	ND		50	43.4	87	50	39.2	78	10	36-108/30
106-47-8	4-Chloroaniline	ND		50	11.0	22* [a]	50	14.4	29	27	24-110/32
86-74-8	Carbazole	ND		50	42.4	85	50	39.0	78	8	47-128/25
105-60-2	Caprolactam	ND		50	24.0	48	50	24.8	50	3	10-110/44
218-01-9	Chrysene	ND		50	45.3	91	50	40.1	80	12	51-124/27
111-91-1	bis(2-Chloroethoxy)methane	ND		50	50.4	101	50	43.5	87	15	43-120/31
111-44-4	bis(2-Chloroethyl)ether	ND		50	46.7	93	50	42.5	85	9	33-115/34

* = Outside of Control Limits.

Matrix Spike/Matrix Spike Duplicate Summary

Job Number: JB70128
Account: LANGAN Langan Engineering & Environmental
Project: Carroll Gardens, 363-365 Bond Street, Brooklyn, NY

Sample	File ID	DF	Analyzed	By	Prep Date	Prep Batch	Analytical Batch
OP75993-MS	3E62832.D	1	07/04/14	AD	06/27/14	OP75993	E3E2691
OP75993-MSD	3E62833.D	1	07/04/14	AD	06/27/14	OP75993	E3E2691
JB70163-1	3E62834.D	1	07/04/14	AD	06/27/14	OP75993	E3E2691

The QC reported here applies to the following samples: **Method:** SW846 8270D

JB70128-8, JB70128-14

CAS No.	Compound	JB70163-1 ug/l	Q	Spike ug/l	MS ug/l	MS %	Spike ug/l	MSD ug/l	MSD %	RPD	Limits Rec/RPD
108-60-1	bis(2-Chloroisopropyl)ether	ND		50	43.6	87	50	39.8	80	9	28-114/33
7005-72-3	4-Chlorophenyl phenyl ether	ND		50	52.0	104	50	46.5	93	11	46-118/29
121-14-2	2,4-Dinitrotoluene	ND		50	44.1	88	50	39.5	79	11	49-129/27
606-20-2	2,6-Dinitrotoluene	ND		50	42.7	85	50	39.1	78	9	52-129/26
91-94-1	3,3'-Dichlorobenzidine	ND		100	34.7	35	100	50.3	50	37* [b]	14-119/33
123-91-1	1,4-Dioxane	ND		50	38.2	76	50	38.3	77	0	10-110/36
53-70-3	Dibenzo(a,h)anthracene	ND		50	45.8	92	50	40.7	81	12	49-130/28
132-64-9	Dibenzofuran	ND		50	44.8	90	50	41.4	83	8	44-114/28
84-74-2	Di-n-butyl phthalate	ND		50	47.1	94	50	42.7	85	10	47-131/27
117-84-0	Di-n-octyl phthalate	ND		50	41.3	83	50	37.4	75	10	47-148/29
84-66-2	Diethyl phthalate	ND		50	48.0	96	50	43.5	87	10	32-131/29
131-11-3	Dimethyl phthalate	ND		50	47.1	94	50	43.1	86	9	26-132/33
117-81-7	bis(2-Ethylhexyl)phthalate	1.3	J	50	43.6	85	50	38.1	74	13	48-144/27
206-44-0	Fluoranthene	ND		50	45.3	91	50	41.0	82	10	51-123/27
86-73-7	Fluorene	ND		50	47.0	94	50	42.4	85	10	50-116/26
118-74-1	Hexachlorobenzene	ND		50	51.6	103	50	47.4	95	8	45-123/26
87-68-3	Hexachlorobutadiene	ND		50	53.5	107	50	46.7	93	14	10-113/35
77-47-4	Hexachlorocyclopentadiene	ND		100	88.6	89	100	83.4	83	6	10-113/37
67-72-1	Hexachloroethane	ND		50	45.0	90	50	41.4	83	8	15-110/37
193-39-5	Indeno(1,2,3-cd)pyrene	ND		50	44.7	89	50	39.5	79	12	48-131/27
78-59-1	Isophorone	ND		50	47.2	94	50	41.4	83	13	42-119/30
91-57-6	2-Methylnaphthalene	ND		50	45.5	91	50	40.4	81	12	22-120/32
88-74-4	2-Nitroaniline	ND		50	50.7	101	50	46.1	92	10	43-138/29
99-09-2	3-Nitroaniline	ND		50	16.4	33* [a]	50	21.2	42	26	34-116/26
100-01-6	4-Nitroaniline	ND		50	38.4	77	50	36.1	72	6	36-131/28
91-20-3	Naphthalene	2.9		50	46.9	88	50	40.9	76	14	25-108/32
98-95-3	Nitrobenzene	ND		50	49.5	99	50	44.3	89	11	29-128/32
621-64-7	N-Nitroso-di-n-propylamine	ND		50	49.3	99	50	44.4	89	10	35-120/31
86-30-6	N-Nitrosodiphenylamine	ND		50	44.7	89	50	41.4	83	8	46-120/26
85-01-8	Phenanthrene	ND		50	43.5	87	50	39.3	79	10	51-117/25
129-00-0	Pyrene	ND		50	43.0	86	50	38.0	76	12	45-130/29
95-94-3	1,2,4,5-Tetrachlorobenzene	ND		50	54.9	110* [c]	50	51.2	102	7	29-109/31

* = Outside of Control Limits.

Matrix Spike/Matrix Spike Duplicate Summary

Job Number: JB70128
Account: LANGAN Langan Engineering & Environmental
Project: Carroll Gardens, 363-365 Bond Street, Brooklyn, NY

Sample	File ID	DF	Analyzed	By	Prep Date	Prep Batch	Analytical Batch
OP75993-MS	3E62832.D	1	07/04/14	AD	06/27/14	OP75993	E3E2691
OP75993-MSD	3E62833.D	1	07/04/14	AD	06/27/14	OP75993	E3E2691
JB70163-1	3E62834.D	1	07/04/14	AD	06/27/14	OP75993	E3E2691

The QC reported here applies to the following samples: **Method:** SW846 8270D

JB70128-8, JB70128-14

CAS No.	Surrogate Recoveries	MS	MSD	JB70163-1	Limits
367-12-4	2-Fluorophenol	79%	76%	53%	10-110%
4165-62-2	Phenol-d5	64%	67%	34%	10-110%
118-79-6	2,4,6-Tribromophenol	122%	113%	109%	29-139%
4165-60-0	Nitrobenzene-d5	102%	91%	94%	28-131%
321-60-8	2-Fluorobiphenyl	96%	87%	88%	30-121%
1718-51-0	Terphenyl-d14	96%	86%	92%	16-147%

(a) Outside of in house control limits.
(b) Analytical precision exceeds in-house control limits.
(c) Outside of in house control limits, but within reasonable method recovery limits.

* = Outside of Control Limits.

Instrument Performance Check (DFTPP)

Job Number: JB70128
Account: LANGAN Langan Engineering & Environmental
Project: Carroll Gardens, 363-365 Bond Street, Brooklyn, NY

Sample:	E3E2647-DFTPP	**Injection Date:**	06/04/14
Lab File ID:	3E61402.D	**Injection Time:**	21:24
Instrument ID:	GCMS3E		

m/e	Ion Abundance Criteria	Raw Abundance	% Relative Abundance		Pass/Fail
51	30.0 - 60.0% of mass 198	34890	39.1		Pass
68	Less than 2.0% of mass 69	573	0.64	(1.58) [a]	Pass
69	Mass 69 relative abundance	36282	40.6		Pass
70	Less than 2.0% of mass 69	169	0.19	(0.47) [a]	Pass
127	40.0 - 60.0% of mass 198	50290	56.3		Pass
197	Less than 1.0% of mass 198	210	0.24		Pass
198	Base peak, 100% relative abundance	89256	100.0		Pass
199	5.0 - 9.0% of mass 198	6029	6.75		Pass
275	10.0 - 30.0% of mass 198	19782	22.2		Pass
365	1.0 - 100.0% of mass 198	1874	2.10		Pass
441	Present, but less than mass 443	6767	7.58	(77.5) [b]	Pass
442	40.0 - 100.0% of mass 198	46063	51.6		Pass
443	17.0 - 23.0% of mass 442	8730	9.78	(19.0) [c]	Pass

(a) Value is % of mass 69
(b) Value is % of mass 443
(c) Value is % of mass 442

This check applies to the following Samples, MS, MSD, Blanks, and Standards:

Lab Sample ID	Lab File ID	Date Analyzed	Time Analyzed	Hours Lapsed	Client Sample ID
E3E2647-IC2647	3E61403.D	06/04/14	21:51	00:27	Initial cal 100
E3E2647-IC2647	3E61404.D	06/04/14	22:18	00:54	Initial cal 80
E3E2647-ICC2647	3E61405.D	06/04/14	22:46	01:22	Initial cal 50
E3E2647-IC2647	3E61406.D	06/04/14	23:14	01:50	Initial cal 25
E3E2647-IC2647	3E61407.D	06/04/14	23:41	02:17	Initial cal 10
E3E2647-IC2647	3E61408.D	06/05/14	00:09	02:45	Initial cal 5
E3E2647-IC2647	3E61409.D	06/05/14	00:37	03:13	Initial cal 2
E3E2647-IC2647	3E61410.D	06/05/14	01:04	03:40	Initial cal 1
E3E2647-ICV2646	3E61412.D	06/05/14	01:59	04:35	Initial cal verification 50
E3E2647-ICV2646	3E61414.D	06/05/14	02:54	05:30	Initial cal verification 50
E3E2647-ICV2646	3E61415.D	06/05/14	03:22	05:58	Initial cal verification 50
E3E2647-ICV2646	3E61416.D	06/05/14	03:49	06:25	Initial cal verification 50
E3E2647-ICV2647	3E61416A.D	06/05/14	03:49	06:25	Initial cal verification 50
E3E2647-ICV2647	3E61417.D	06/05/14	04:16	06:52	Initial cal verification 50

Instrument Performance Check (DFTPP)

Job Number: JB70128
Account: LANGAN Langan Engineering & Environmental
Project: Carroll Gardens, 363-365 Bond Street, Brooklyn, NY

Sample:	E3E2648-DFTPP	**Injection Date:**	06/05/14
Lab File ID:	3E61420.D	**Injection Time:**	12:24
Instrument ID:	GCMS3E		

m/e	Ion Abundance Criteria	Raw Abundance	% Relative Abundance		Pass/Fail
51	30.0 - 60.0% of mass 198	40405	36.0		Pass
68	Less than 2.0% of mass 69	583	0.52	(1.37) [a]	Pass
69	Mass 69 relative abundance	42426	37.8		Pass
70	Less than 2.0% of mass 69	395	0.35	(0.93) [a]	Pass
127	40.0 - 60.0% of mass 198	60445	53.8		Pass
197	Less than 1.0% of mass 198	543	0.48		Pass
198	Base peak, 100% relative abundance	112290	100.0		Pass
199	5.0 - 9.0% of mass 198	7568	6.74		Pass
275	10.0 - 30.0% of mass 198	25430	22.6		Pass
365	1.0 - 100.0% of mass 198	2418	2.15		Pass
441	Present, but less than mass 443	9330	8.31	(77.1) [b]	Pass
442	40.0 - 100.0% of mass 198	63104	56.2		Pass
443	17.0 - 23.0% of mass 442	12107	10.8	(19.2) [c]	Pass

(a) Value is % of mass 69
(b) Value is % of mass 443
(c) Value is % of mass 442

This check applies to the following Samples, MS, MSD, Blanks, and Standards:

Lab Sample ID	Lab File ID	Date Analyzed	Time Analyzed	Hours Lapsed	Client Sample ID
E3E2648-ICV2646	3E61421.D	06/05/14	12:37	00:13	Initial cal verification 50
E3E2648-ICV2647	3E61422A.D	06/05/14	13:05	00:41	Initial cal verification 50
E3E2648-ICV2646	3E61422.D	06/05/14	13:05	00:41	Initial cal verification 50

Instrument Performance Check (DFTPP)

Job Number: JB70128
Account: LANGAN Langan Engineering & Environmental
Project: Carroll Gardens, 363-365 Bond Street, Brooklyn, NY

Sample:	E3E2680-DFTPP	**Injection Date:**	06/26/14
Lab File ID:	3E62571.D	**Injection Time:**	19:46
Instrument ID:	GCMS3E		

m/e	Ion Abundance Criteria	Raw Abundance	% Relative Abundance		Pass/Fail
51	30.0 - 60.0% of mass 198	46152	33.4		Pass
68	Less than 2.0% of mass 69	0	0.00	(0.00) [a]	Pass
69	Mass 69 relative abundance	58366	42.3		Pass
70	Less than 2.0% of mass 69	451	0.33	(0.77) [a]	Pass
127	40.0 - 60.0% of mass 198	77938	56.4		Pass
197	Less than 1.0% of mass 198	0	0.00		Pass
198	Base peak, 100% relative abundance	138122	100.0		Pass
199	5.0 - 9.0% of mass 198	9547	6.91		Pass
275	10.0 - 30.0% of mass 198	33120	24.0		Pass
365	1.0 - 100.0% of mass 198	3637	2.63		Pass
441	Present, but less than mass 443	6637	4.81	(49.6) [b]	Pass
442	40.0 - 100.0% of mass 198	73778	53.4		Pass
443	17.0 - 23.0% of mass 442	13390	9.69	(18.1) [c]	Pass

(a) Value is % of mass 69
(b) Value is % of mass 443
(c) Value is % of mass 442

This check applies to the following Samples, MS, MSD, Blanks, and Standards:

Lab Sample ID	Lab File ID	Date Analyzed	Time Analyzed	Hours Lapsed	Client Sample ID
E3E2680-IC2680	3E62572.D	06/26/14	20:07	00:21	Initial cal 1
E3E2680-IC2680	3E62573.D	06/26/14	20:33	00:47	Initial cal 2
E3E2680-IC2680	3E62574.D	06/26/14	21:01	01:15	Initial cal 5
E3E2680-IC2680	3E62575.D	06/26/14	21:28	01:42	Initial cal 10
E3E2680-IC2680	3E62576.D	06/26/14	21:55	02:09	Initial cal 80
E3E2680-IC2680	3E62577.D	06/26/14	22:22	02:36	Initial cal 100
E3E2680-ICC2680	3E62578.D	06/26/14	22:49	03:03	Initial cal 50
E3E2680-IC2680	3E62579.D	06/26/14	23:16	03:30	Initial cal 25

Instrument Performance Check (DFTPP)

Job Number: JB70128
Account: LANGAN Langan Engineering & Environmental
Project: Carroll Gardens, 363-365 Bond Street, Brooklyn, NY

Sample:	E3E2681-DFTPP	**Injection Date:**	06/27/14
Lab File ID:	3E62581.D	**Injection Time:**	09:18
Instrument ID:	GCMS3E		

m/e	Ion Abundance Criteria	Raw Abundance	% Relative Abundance		Pass/Fail
51	30.0 - 60.0% of mass 198	50651	37.0		Pass
68	Less than 2.0% of mass 69	0	0.00	(0.00) [a]	Pass
69	Mass 69 relative abundance	62183	45.5		Pass
70	Less than 2.0% of mass 69	0	0.00	(0.00) [a]	Pass
127	40.0 - 60.0% of mass 198	79645	58.2		Pass
197	Less than 1.0% of mass 198	0	0.00		Pass
198	Base peak, 100% relative abundance	136781	100.0		Pass
199	5.0 - 9.0% of mass 198	9861	7.21		Pass
275	10.0 - 30.0% of mass 198	32766	24.0		Pass
365	1.0 - 100.0% of mass 198	3719	2.72		Pass
441	Present, but less than mass 443	7442	5.44	(57.7) [b]	Pass
442	40.0 - 100.0% of mass 198	66555	48.7		Pass
443	17.0 - 23.0% of mass 442	12887	9.42	(19.4) [c]	Pass

(a) Value is % of mass 69
(b) Value is % of mass 443
(c) Value is % of mass 442

This check applies to the following Samples, MS, MSD, Blanks, and Standards:

Lab Sample ID	Lab File ID	Date Analyzed	Time Analyzed	Hours Lapsed	Client Sample ID
E3E2681-ICV2680	3E62582.D	06/27/14	09:29	00:11	Initial cal verification 50
E3E2681-ICV2680	3E62584.D	06/27/14	10:23	01:05	Initial cal verification 50
E3E2681-ICV2680	3E62585.D	06/27/14	10:50	01:32	Initial cal verification 50
E3E2681-ICV2680	3E62586.D	06/27/14	11:16	01:58	Initial cal verification 50
E3E2681-ICV2680	3E62587.D	06/27/14	11:43	02:25	Initial cal verification 50
E3E2681-ICV2680	3E62588.D	06/27/14	12:13	02:55	Initial cal verification 50

Instrument Performance Check (DFTPP)

Job Number: JB70128
Account: LANGAN Langan Engineering & Environmental
Project: Carroll Gardens, 363-365 Bond Street, Brooklyn, NY

Sample:	E3E2691-DFTPP	**Injection Date:**	07/03/14
Lab File ID:	3E62820.D	**Injection Time:**	22:35
Instrument ID:	GCMS3E		

m/e	Ion Abundance Criteria	Raw Abundance	% Relative Abundance		Pass/Fail
51	30.0 - 60.0% of mass 198	43623	36.5		Pass
68	Less than 2.0% of mass 69	465	0.39	(0.88) [a]	Pass
69	Mass 69 relative abundance	52973	44.3		Pass
70	Less than 2.0% of mass 69	257	0.21	(0.49) [a]	Pass
127	40.0 - 60.0% of mass 198	65578	54.9		Pass
197	Less than 1.0% of mass 198	0	0.00		Pass
198	Base peak, 100% relative abundance	119538	100.0		Pass
199	5.0 - 9.0% of mass 198	8717	7.29		Pass
275	10.0 - 30.0% of mass 198	33253	27.8		Pass
365	1.0 - 100.0% of mass 198	4600	3.85		Pass
441	Present, but less than mass 443	6575	5.50	(44.3) [b]	Pass
442	40.0 - 100.0% of mass 198	78965	66.1		Pass
443	17.0 - 23.0% of mass 442	14827	12.4	(18.8) [c]	Pass

(a) Value is % of mass 69
(b) Value is % of mass 443
(c) Value is % of mass 442

This check applies to the following Samples, MS, MSD, Blanks, and Standards:

Lab Sample ID	Lab File ID	Date Analyzed	Time Analyzed	Hours Lapsed	Client Sample ID
E3E2691-CC2680	3E62821.D	07/03/14	22:47	00:12	Continuing cal 50
E3E2691-CC2647	3E62822.D	07/03/14	23:14	00:39	Continuing cal 50
OP75993-MB1	3E62824.D	07/04/14	00:08	01:33	Method Blank
OP75993-BS1	3E62825.D	07/04/14	00:35	02:00	Blank Spike
OP76158-MB1	3E62826.D	07/04/14	01:02	02:27	Method Blank
OP76158-BS1	3E62827.D	07/04/14	01:29	02:54	Blank Spike
OP76158-MS	3E62828.D	07/04/14	01:56	03:21	Matrix Spike
OP76158-MSD	3E62829.D	07/04/14	02:23	03:48	Matrix Spike Duplicate
JB70781-14	3E62830.D	07/04/14	02:49	04:14	(used for QC only; not part of job JB70128)
ZZZZZZ	3E62831.D	07/04/14	03:16	04:41	(unrelated sample)
OP75993-MS	3E62832.D	07/04/14	03:43	05:08	Matrix Spike
OP75993-MSD	3E62833.D	07/04/14	04:10	05:35	Matrix Spike Duplicate
JB70163-1	3E62834.D	07/04/14	04:36	06:01	(used for QC only; not part of job JB70128)
JB70128-8	3E62835.D	07/04/14	05:03	06:28	407-FB-18
JB70128-14	3E62836.D	07/04/14	05:30	06:55	413-FB-19
ZZZZZZ	3E62837.D	07/04/14	05:56	07:21	(unrelated sample)
ZZZZZZ	3E62838.D	07/04/14	06:23	07:48	(unrelated sample)
ZZZZZZ	3E62839.D	07/04/14	06:50	08:15	(unrelated sample)
ZZZZZZ	3E62840.D	07/04/14	07:16	08:41	(unrelated sample)

Instrument Performance Check (DFTPP)

Job Number: JB70128
Account: LANGAN Langan Engineering & Environmental
Project: Carroll Gardens, 363-365 Bond Street, Brooklyn, NY

Sample:	E3E2691-DFTPP	**Injection Date:**	07/03/14
Lab File ID:	3E62820.D	**Injection Time:**	22:35
Instrument ID:	GCMS3E		

Lab Sample ID	Lab File ID	Date Analyzed	Time Analyzed	Hours Lapsed	Client Sample ID
ZZZZZZ	3E62841.D	07/04/14	07:43	09:08	(unrelated sample)
ZZZZZZ	3E62842.D	07/04/14	08:10	09:35	(unrelated sample)
ZZZZZZ	3E62843.D	07/04/14	08:36	10:01	(unrelated sample)
ZZZZZZ	3E62844.D	07/04/14	09:03	10:28	(unrelated sample)
ZZZZZZ	3E62845.D	07/04/14	09:30	10:55	(unrelated sample)
ZZZZZZ	3E62846.D	07/04/14	09:56	11:21	(unrelated sample)

Instrument Performance Check (DFTPP)

Job Number: JB70128
Account: LANGAN Langan Engineering & Environmental
Project: Carroll Gardens, 363-365 Bond Street, Brooklyn, NY

Sample:	EM4300-DFTPP	**Injection Date:**	06/12/14
Lab File ID:	M105035.D	**Injection Time:**	09:52
Instrument ID:	GCMSM		

m/e	Ion Abundance Criteria	Raw Abundance	% Relative Abundance		Pass/Fail
51	30.0 - 60.0% of mass 198	13811	33.8		Pass
68	Less than 2.0% of mass 69	0	0.00	(0.00) [a]	Pass
69	Mass 69 relative abundance	18716	45.8		Pass
70	Less than 2.0% of mass 69	0	0.00	(0.00) [a]	Pass
127	40.0 - 60.0% of mass 198	20549	50.3		Pass
197	Less than 1.0% of mass 198	0	0.00		Pass
198	Base peak, 100% relative abundance	40824	100.0		Pass
199	5.0 - 9.0% of mass 198	3002	7.35		Pass
275	10.0 - 30.0% of mass 198	10521	25.8		Pass
365	1.0 - 100.0% of mass 198	1331	3.26		Pass
441	Present, but less than mass 443	5152	12.6	(79.5) [b]	Pass
442	40.0 - 100.0% of mass 198	34101	83.5		Pass
443	17.0 - 23.0% of mass 442	6479	15.9	(19.0) [c]	Pass

(a) Value is % of mass 69
(b) Value is % of mass 443
(c) Value is % of mass 442

This check applies to the following Samples, MS, MSD, Blanks, and Standards:

Lab Sample ID	Lab File ID	Date Analyzed	Time Analyzed	Hours Lapsed	Client Sample ID
EM4300-IC4300	M105036.D	06/12/14	10:09	00:17	Initial cal 100
EM4300-IC4300	M105037.D	06/12/14	11:07	01:15	Initial cal 1
EM4300-IC4300	M105038.D	06/12/14	11:42	01:50	Initial cal 80
EM4300-ICC4300	M105039.D	06/12/14	12:11	02:19	Initial cal 50
EM4300-IC4300	M105040.D	06/12/14	12:40	02:48	Initial cal 25
EM4300-IC4300	M105041.D	06/12/14	13:10	03:18	Initial cal 10
EM4300-IC4300	M105042.D	06/12/14	13:40	03:48	Initial cal 5
EM4300-IC4300	M105043.D	06/12/14	14:10	04:18	Initial cal 2

Instrument Performance Check (DFTPP)

Job Number: JB70128
Account: LANGAN Langan Engineering & Environmental
Project: Carroll Gardens, 363-365 Bond Street, Brooklyn, NY

Sample:	EM4301-DFTPP	**Injection Date:**	06/12/14
Lab File ID:	M105045.D	**Injection Time:**	14:35
Instrument ID:	GCMSM		

m/e	Ion Abundance Criteria	Raw Abundance	% Relative Abundance		Pass/Fail
51	30.0 - 60.0% of mass 198	11315	37.9		Pass
68	Less than 2.0% of mass 69	0	0.00	(0.00) [a]	Pass
69	Mass 69 relative abundance	15288	51.2		Pass
70	Less than 2.0% of mass 69	78	0.26	(0.51) [a]	Pass
127	40.0 - 60.0% of mass 198	15691	52.6		Pass
197	Less than 1.0% of mass 198	0	0.00		Pass
198	Base peak, 100% relative abundance	29848	100.0		Pass
199	5.0 - 9.0% of mass 198	2069	6.93		Pass
275	10.0 - 30.0% of mass 198	7401	24.8		Pass
365	1.0 - 100.0% of mass 198	852	2.85		Pass
441	Present, but less than mass 443	3697	12.4	(79.1) [b]	Pass
442	40.0 - 100.0% of mass 198	23090	77.4		Pass
443	17.0 - 23.0% of mass 442	4672	15.7	(20.2) [c]	Pass

(a) Value is % of mass 69
(b) Value is % of mass 443
(c) Value is % of mass 442

This check applies to the following Samples, MS, MSD, Blanks, and Standards:

Lab Sample ID	Lab File ID	Date Analyzed	Time Analyzed	Hours Lapsed	Client Sample ID
EM4301-IC4301	M105046.D	06/12/14	14:49	00:14	Initial cal 100
EM4301-IC4301	M105047.D	06/12/14	15:19	00:44	Initial cal 80
EM4301-ICC4301	M105048.D	06/12/14	15:49	01:14	Initial cal 50
EM4301-IC4301	M105049.D	06/12/14	16:18	01:43	Initial cal 25
EM4301-IC4301	M105050.D	06/12/14	16:48	02:13	Initial cal 10
EM4301-IC4301	M105051.D	06/12/14	17:17	02:42	Initial cal 5
EM4301-IC4301	M105052.D	06/12/14	17:47	03:12	Initial cal 2
EM4301-IC4301	M105053.D	06/12/14	18:16	03:41	Initial cal 1
EM4301-ICV4300	M105054.D	06/12/14	18:45	04:10	Initial cal verification 50
EM4301-ICV4301	M105054A.D	06/12/14	18:45	04:10	Initial cal verification 50
EM4301-ICV4300	M105055.D	06/12/14	19:15	04:40	Initial cal verification 50
EM4301-ICV4301	M105055A.D	06/12/14	19:15	04:40	Initial cal verification 50
EM4301-ICV4300	M105056.D	06/12/14	19:44	05:09	Initial cal verification 50
EM4301-ICV4300	M105057.D	06/12/14	20:14	05:39	Initial cal verification 50
EM4301-ICV4301	M105059A.D	06/12/14	21:12	06:37	Initial cal verification 50
EM4301-ICV4300	M105059.D	06/12/14	21:12	06:37	Initial cal verification 50
EM4301-ICV4301	M105060.D	06/12/14	21:42	07:07	Initial cal verification 50

Instrument Performance Check (DFTPP)

Job Number: JB70128
Account: LANGAN Langan Engineering & Environmental
Project: Carroll Gardens, 363-365 Bond Street, Brooklyn, NY

Sample:	EM4302-DFTPP	**Injection Date:**	06/13/14
Lab File ID:	M105063.D	**Injection Time:**	09:39
Instrument ID:	GCMSM		

m/e	Ion Abundance Criteria	Raw Abundance	% Relative Abundance		Pass/Fail
51	30.0 - 60.0% of mass 198	18660	35.4		Pass
68	Less than 2.0% of mass 69	0	0.00	(0.00) [a]	Pass
69	Mass 69 relative abundance	24667	46.8		Pass
70	Less than 2.0% of mass 69	0	0.00	(0.00) [a]	Pass
127	40.0 - 60.0% of mass 198	28253	53.6		Pass
197	Less than 1.0% of mass 198	0	0.00		Pass
198	Base peak, 100% relative abundance	52752	100.0		Pass
199	5.0 - 9.0% of mass 198	3640	6.90		Pass
275	10.0 - 30.0% of mass 198	12891	24.4		Pass
365	1.0 - 100.0% of mass 198	1571	2.98		Pass
441	Present, but less than mass 443	6430	12.2	(79.1) [b]	Pass
442	40.0 - 100.0% of mass 198	43745	82.9		Pass
443	17.0 - 23.0% of mass 442	8125	15.4	(18.6) [c]	Pass

(a) Value is % of mass 69
(b) Value is % of mass 443
(c) Value is % of mass 442

This check applies to the following Samples, MS, MSD, Blanks, and Standards:

Lab Sample ID	Lab File ID	Date Analyzed	Time Analyzed	Hours Lapsed	Client Sample ID
EM4302-ICV4300	M105064.D	06/13/14	09:54	00:15	Initial cal verification 50

Instrument Performance Check (DFTPP)

Job Number: JB70128
Account: LANGAN Langan Engineering & Environmental
Project: Carroll Gardens, 363-365 Bond Street, Brooklyn, NY

Sample:	EM4338-DFTPP	**Injection Date:**	07/07/14
Lab File ID:	M106084.D	**Injection Time:**	08:20
Instrument ID:	GCMSM		

m/e	Ion Abundance Criteria	Raw Abundance	% Relative Abundance		Pass/Fail
51	30.0 - 60.0% of mass 198	14332	34.3		Pass
68	Less than 2.0% of mass 69	390	0.93	(1.98) [a]	Pass
69	Mass 69 relative abundance	19679	47.0		Pass
70	Less than 2.0% of mass 69	53	0.13	(0.27) [a]	Pass
127	40.0 - 60.0% of mass 198	21639	51.7		Pass
197	Less than 1.0% of mass 198	304	0.73		Pass
198	Base peak, 100% relative abundance	41827	100.0		Pass
199	5.0 - 9.0% of mass 198	2951	7.06		Pass
275	10.0 - 30.0% of mass 198	8566	20.5		Pass
365	1.0 - 100.0% of mass 198	1194	2.85		Pass
441	Present, but less than mass 443	4469	10.7	(79.4) [b]	Pass
442	40.0 - 100.0% of mass 198	31682	75.7		Pass
443	17.0 - 23.0% of mass 442	5626	13.5	(17.8) [c]	Pass

(a) Value is % of mass 69
(b) Value is % of mass 443
(c) Value is % of mass 442

This check applies to the following Samples, MS, MSD, Blanks, and Standards:

Lab Sample ID	Lab File ID	Date Analyzed	Time Analyzed	Hours Lapsed	Client Sample ID
EM4338-CC4300	M106085.D	07/07/14	08:32	00:12	Continuing cal 50
EM4338-CC4301	M106086.D	07/07/14	09:01	00:41	Continuing cal 50
OP75975-MB1	M106088.D	07/07/14	09:59	01:39	Method Blank
ZZZZZZ	M106089.D	07/07/14	10:28	02:08	(unrelated sample)
ZZZZZZ	M106090.D	07/07/14	10:57	02:37	(unrelated sample)
ZZZZZZ	M106091.D	07/07/14	11:26	03:06	(unrelated sample)
ZZZZZZ	M106092.D	07/07/14	11:54	03:34	(unrelated sample)
ZZZZZZ	M106093.D	07/07/14	12:24	04:04	(unrelated sample)
ZZZZZZ	M106094.D	07/07/14	12:52	04:32	(unrelated sample)
JB70128-13	M106095.D	07/07/14	13:22	05:02	412-PE-107
OP75975-MS	M106096.D	07/07/14	13:51	05:31	Matrix Spike
OP75975-MSD	M106097.D	07/07/14	14:20	06:00	Matrix Spike Duplicate
ZZZZZZ	M106098.D	07/07/14	14:49	06:29	(unrelated sample)
ZZZZZZ	M106099.D	07/07/14	15:18	06:58	(unrelated sample)
ZZZZZZ	M106100.D	07/07/14	15:47	07:27	(unrelated sample)
JB70128-1	M106101.D	07/07/14	16:16	07:56	400-PE-15
JB70128-2	M106102.D	07/07/14	16:46	08:26	401-PE-14
JB70128-3	M106103.D	07/07/14	17:15	08:55	402-PE-12
JB70128-4	M106104.D	07/07/14	17:45	09:25	403-DUP-7

Instrument Performance Check (DFTPP)

Job Number: JB70128
Account: LANGAN Langan Engineering & Environmental
Project: Carroll Gardens, 363-365 Bond Street, Brooklyn, NY

Sample:	EM4338-DFTPP	**Injection Date:**	07/07/14
Lab File ID:	M106084.D	**Injection Time:**	08:20
Instrument ID:	GCMSM		

Lab Sample ID	Lab File ID	Date Analyzed	Time Analyzed	Hours Lapsed	Client Sample ID
JB70128-5	M106105.D	07/07/14	18:14	09:54	404-PE-33
JB70128-6	M106106.D	07/07/14	18:43	10:23	405-PE-35
JB70128-7	M106107.D	07/07/14	19:12	10:52	406-PE-34
JB70128-10	M106108.D	07/07/14	19:42	11:22	409-PE-31
JB70128-11	M106109.D	07/07/14	20:11	11:51	410-PE-36

Instrument Performance Check (DFTPP)

Job Number: JB70128
Account: LANGAN Langan Engineering & Environmental
Project: Carroll Gardens, 363-365 Bond Street, Brooklyn, NY

Sample:	EM4339-DFTPP	**Injection Date:**	07/07/14
Lab File ID:	M106110.D	**Injection Time:**	21:17
Instrument ID:	GCMSM		

m/e	Ion Abundance Criteria	Raw Abundance	% Relative Abundance		Pass/Fail
51	30.0 - 60.0% of mass 198	14867	33.7		Pass
68	Less than 2.0% of mass 69	122	0.28	(0.63) [a]	Pass
69	Mass 69 relative abundance	19333	43.9		Pass
70	Less than 2.0% of mass 69	342	0.78	(1.77) [a]	Pass
127	40.0 - 60.0% of mass 198	23849	54.1		Pass
197	Less than 1.0% of mass 198	0	0.00		Pass
198	Base peak, 100% relative abundance	44066	100.0		Pass
199	5.0 - 9.0% of mass 198	2978	6.76		Pass
275	10.0 - 30.0% of mass 198	8807	20.0		Pass
365	1.0 - 100.0% of mass 198	1255	2.85		Pass
441	Present, but less than mass 443	4751	10.8	(68.5) [b]	Pass
442	40.0 - 100.0% of mass 198	32706	74.2		Pass
443	17.0 - 23.0% of mass 442	6939	15.7	(21.2) [c]	Pass

(a) Value is % of mass 69
(b) Value is % of mass 443
(c) Value is % of mass 442

This check applies to the following Samples, MS, MSD, Blanks, and Standards:

Lab Sample ID	Lab File ID	Date Analyzed	Time Analyzed	Hours Lapsed	Client Sample ID
EM4339-CC4300	M106111.D	07/07/14	21:32	00:15	Continuing cal 25
EM4339-CC4301	M106112.D	07/07/14	22:06	00:49	Continuing cal 25
OP76192-MB1	M106114.D	07/07/14	23:34	02:17	Method Blank
OP76192-BS1	M106115.D	07/08/14	00:03	02:46	Blank Spike
OP76193-BS1	M106117.D	07/08/14	01:00	03:43	Blank Spike
OP76193-MS	M106118.D	07/08/14	01:29	04:12	Matrix Spike
OP76193-MSD	M106119.D	07/08/14	01:58	04:41	Matrix Spike Duplicate
ZZZZZZ	M106120.D	07/08/14	02:27	05:10	(unrelated sample)
ZZZZZZ	M106121.D	07/08/14	02:56	05:39	(unrelated sample)
ZZZZZZ	M106122.D	07/08/14	03:25	06:08	(unrelated sample)
ZZZZZZ	M106123.D	07/08/14	03:54	06:37	(unrelated sample)
ZZZZZZ	M106125.D	07/08/14	04:52	07:35	(unrelated sample)
ZZZZZZ	M106126.D	07/08/14	05:21	08:04	(unrelated sample)
ZZZZZZ	M106127.D	07/08/14	05:49	08:32	(unrelated sample)
ZZZZZZ	M106128.D	07/08/14	06:18	09:01	(unrelated sample)
ZZZZZZ	M106129.D	07/08/14	06:47	09:30	(unrelated sample)
ZZZZZZ	M106130.D	07/08/14	07:16	09:59	(unrelated sample)
ZZZZZZ	M106132.D	07/08/14	08:14	10:57	(unrelated sample)
ZZZZZZ	M106133.D	07/08/14	08:43	11:26	(unrelated sample)

Instrument Performance Check (DFTPP)

Job Number: JB70128
Account: LANGAN Langan Engineering & Environmental
Project: Carroll Gardens, 363-365 Bond Street, Brooklyn, NY

Sample:	EM4339-DFTPP	**Injection Date:**	07/07/14
Lab File ID:	M106110.D	**Injection Time:**	21:17
Instrument ID:	GCMSM		

Lab Sample ID	Lab File ID	Date Analyzed	Time Analyzed	Hours Lapsed	Client Sample ID
JB70128-12	M106134.D	07/08/14	09:12	11:55	411-PE-19

Instrument Performance Check (DFTPP)

Job Number: JB70128
Account: LANGAN Langan Engineering & Environmental
Project: Carroll Gardens, 363-365 Bond Street, Brooklyn, NY

Sample:	EP3684-DFTPP	**Injection Date:**	06/20/14
Lab File ID:	P86522.D	**Injection Time:**	15:46
Instrument ID:	GCMSP		

m/e	Ion Abundance Criteria	Raw Abundance	% Relative Abundance		Pass/Fail
51	30.0 - 60.0% of mass 198	4896	34.0		Pass
68	Less than 2.0% of mass 69	0	0.00	(0.00) [a]	Pass
69	Mass 69 relative abundance	5498	38.2		Pass
70	Less than 2.0% of mass 69	0	0.00	(0.00) [a]	Pass
127	40.0 - 60.0% of mass 198	6457	44.8		Pass
197	Less than 1.0% of mass 198	0	0.00		Pass
198	Base peak, 100% relative abundance	14398	100.0		Pass
199	5.0 - 9.0% of mass 198	995	6.91		Pass
275	10.0 - 30.0% of mass 198	2545	17.7		Pass
365	1.0 - 100.0% of mass 198	288	2.00		Pass
441	Present, but less than mass 443	1160	8.06	(79.3) [b]	Pass
442	40.0 - 100.0% of mass 198	7551	52.4		Pass
443	17.0 - 23.0% of mass 442	1463	10.2	(19.4) [c]	Pass

(a) Value is % of mass 69
(b) Value is % of mass 443
(c) Value is % of mass 442

This check applies to the following Samples, MS, MSD, Blanks, and Standards:

Lab Sample ID	Lab File ID	Date Analyzed	Time Analyzed	Hours Lapsed	Client Sample ID
EP3684-IC3684	P86523.D	06/20/14	16:02	00:16	Initial cal 100
EP3684-IC3684	P86524.D	06/20/14	16:28	00:42	Initial cal 1
EP3684-IC3684	P86525.D	06/20/14	16:54	01:08	Initial cal 80
EP3684-IC3684	P86526.D	06/20/14	17:21	01:35	Initial cal 2
EP3684-ICC3684	P86527.D	06/20/14	17:53	02:07	Initial cal 50
EP3684-IC3684	P86528.D	06/20/14	18:19	02:33	Initial cal 5
EP3684-IC3684	P86529.D	06/20/14	18:45	02:59	Initial cal 25
EP3684-IC3684	P86530.D	06/20/14	19:11	03:25	Initial cal 10

Instrument Performance Check (DFTPP)

Job Number: JB70128
Account: LANGAN Langan Engineering & Environmental
Project: Carroll Gardens, 363-365 Bond Street, Brooklyn, NY

Sample:	EP3685-DFTPP	**Injection Date:**	06/20/14
Lab File ID:	P86531.D	**Injection Time:**	19:33
Instrument ID:	GCMSP		

m/e	Ion Abundance Criteria	Raw Abundance	% Relative Abundance		Pass/Fail
51	30.0 - 60.0% of mass 198	4269	30.8		Pass
68	Less than 2.0% of mass 69	0	0.00	(0.00) [a]	Pass
69	Mass 69 relative abundance	4798	34.6		Pass
70	Less than 2.0% of mass 69	0	0.00	(0.00) [a]	Pass
127	40.0 - 60.0% of mass 198	5890	42.5		Pass
197	Less than 1.0% of mass 198	0	0.00		Pass
198	Base peak, 100% relative abundance	13854	100.0		Pass
199	5.0 - 9.0% of mass 198	807	5.83		Pass
275	10.0 - 30.0% of mass 198	2558	18.5		Pass
365	1.0 - 100.0% of mass 198	145	1.05		Pass
441	Present, but less than mass 443	1397	10.1	(82.6) [b]	Pass
442	40.0 - 100.0% of mass 198	8627	62.3		Pass
443	17.0 - 23.0% of mass 442	1691	12.2	(19.6) [c]	Pass

(a) Value is % of mass 69
(b) Value is % of mass 443
(c) Value is % of mass 442

This check applies to the following Samples, MS, MSD, Blanks, and Standards:

Lab Sample ID	Lab File ID	Date Analyzed	Time Analyzed	Hours Lapsed	Client Sample ID
EP3685-IC3685	P86532.D	06/20/14	19:45	00:12	Initial cal 100
EP3685-IC3685	P86533.D	06/20/14	20:11	00:38	Initial cal 80
EP3685-ICC3685	P86534.D	06/20/14	20:38	01:05	Initial cal 50
EP3685-IC3685	P86535.D	06/20/14	21:05	01:32	Initial cal 25
EP3685-IC3685	P86536.D	06/20/14	21:33	02:00	Initial cal 10
EP3685-IC3685	P86537.D	06/20/14	22:01	02:28	Initial cal 5
EP3685-IC3685	P86538.D	06/20/14	22:29	02:56	Initial cal 2
EP3685-IC3685	P86539.D	06/20/14	22:58	03:25	Initial cal 1
EP3685-ICV3684	P86540.D	06/20/14	23:27	03:54	Initial cal verification 50
EP3685-ICV3684	P86541.D	06/20/14	23:54	04:21	Initial cal verification 50
EP3685-ICV3685	P86541A.D	06/20/14	23:54	04:21	Initial cal verification 50
EP3685-ICV3685	P86542A.D	06/21/14	00:21	04:48	Initial cal verification 50
EP3685-ICV3684	P86542.D	06/21/14	00:21	04:48	Initial cal verification 50
EP3685-ICV3684	P86545.D	06/21/14	01:40	06:07	Initial cal verification 50
EP3685-ICV3685	P86545A.D	06/21/14	01:40	06:07	Initial cal verification 50

Instrument Performance Check (DFTPP)

Job Number: JB70128
Account: LANGAN Langan Engineering & Environmental
Project: Carroll Gardens, 363-365 Bond Street, Brooklyn, NY

Sample:	EP3687-DFTPP	**Injection Date:**	06/21/14
Lab File ID:	P86572.D	**Injection Time:**	13:38
Instrument ID:	GCMSP		

m/e	Ion Abundance Criteria	Raw Abundance	% Relative Abundance		Pass/Fail
51	30.0 - 60.0% of mass 198	5470	32.8		Pass
68	Less than 2.0% of mass 69	0	0.00	(0.00) [a]	Pass
69	Mass 69 relative abundance	6044	36.3		Pass
70	Less than 2.0% of mass 69	0	0.00	(0.00) [a]	Pass
127	40.0 - 60.0% of mass 198	7526	45.2		Pass
197	Less than 1.0% of mass 198	0	0.00		Pass
198	Base peak, 100% relative abundance	16666	100.0		Pass
199	5.0 - 9.0% of mass 198	1112	6.67		Pass
275	10.0 - 30.0% of mass 198	3089	18.5		Pass
365	1.0 - 100.0% of mass 198	358	2.15		Pass
441	Present, but less than mass 443	1524	9.14	(80.2) [b]	Pass
442	40.0 - 100.0% of mass 198	9420	56.5		Pass
443	17.0 - 23.0% of mass 442	1900	11.4	(20.2) [c]	Pass

(a) Value is % of mass 69
(b) Value is % of mass 443
(c) Value is % of mass 442

This check applies to the following Samples, MS, MSD, Blanks, and Standards:

Lab Sample ID	Lab File ID	Date Analyzed	Time Analyzed	Hours Lapsed	Client Sample ID
EP3687-ICV3684	P86575.D	06/21/14	14:58	01:20	Initial cal verification 50

8.4.13

8

Instrument Performance Check (DFTPP)

Job Number: JB70128
Account: LANGAN Langan Engineering & Environmental
Project: Carroll Gardens, 363-365 Bond Street, Brooklyn, NY

Sample:	EP3694-DFTPP	**Injection Date:**	06/26/14
Lab File ID:	P86718.D	**Injection Time:**	11:13
Instrument ID:	GCMSP		

m/e	Ion Abundance Criteria	Raw Abundance	% Relative Abundance		Pass/Fail
51	30.0 - 60.0% of mass 198	7272	37.3		Pass
68	Less than 2.0% of mass 69	0	0.00	(0.00) [a]	Pass
69	Mass 69 relative abundance	9762	50.1		Pass
70	Less than 2.0% of mass 69	0	0.00	(0.00) [a]	Pass
127	40.0 - 60.0% of mass 198	10588	54.3		Pass
197	Less than 1.0% of mass 198	0	0.00		Pass
198	Base peak, 100% relative abundance	19494	100.0		Pass
199	5.0 - 9.0% of mass 198	1310	6.72		Pass
275	10.0 - 30.0% of mass 198	4096	21.0		Pass
365	1.0 - 100.0% of mass 198	463	2.38		Pass
441	Present, but less than mass 443	1832	9.40	(75.5) [b]	Pass
442	40.0 - 100.0% of mass 198	11837	60.7		Pass
443	17.0 - 23.0% of mass 442	2425	12.4	(20.5) [c]	Pass

(a) Value is % of mass 69
(b) Value is % of mass 443
(c) Value is % of mass 442

This check applies to the following Samples, MS, MSD, Blanks, and Standards:

Lab Sample ID	Lab File ID	Date Analyzed	Time Analyzed	Hours Lapsed	Client Sample ID
EP3694-CC3684	P86719.D	06/26/14	11:42	00:29	Continuing cal 25
EP3694-CC3685	P86720.D	06/26/14	12:19	01:06	Continuing cal 25
OP75723-MB1	P86722.D	06/26/14	13:11	01:58	Method Blank
OP75723-BS1	P86723.D	06/26/14	13:37	02:24	Blank Spike
ZZZZZZ	P86724.D	06/26/14	14:03	02:50	(unrelated sample)
ZZZZZZ	P86725.D	06/26/14	14:29	03:16	(unrelated sample)
ZZZZZZ	P86726.D	06/26/14	14:55	03:42	(unrelated sample)
ZZZZZZ	P86727.D	06/26/14	15:21	04:08	(unrelated sample)
OP75975-BS1	P86729.D	06/26/14	16:35	05:22	Blank Spike
ZZZZZZ	P86730.D	06/26/14	17:01	05:48	(unrelated sample)
ZZZZZZ	P86731.D	06/26/14	17:27	06:14	(unrelated sample)
ZZZZZZ	P86732.D	06/26/14	17:53	06:40	(unrelated sample)
ZZZZZZ	P86733.D	06/26/14	18:19	07:06	(unrelated sample)
ZZZZZZ	P86734.D	06/26/14	18:45	07:32	(unrelated sample)
ZZZZZZ	P86735.D	06/26/14	19:11	07:58	(unrelated sample)
ZZZZZZ	P86736.D	06/26/14	19:37	08:24	(unrelated sample)
ZZZZZZ	P86738.D	06/26/14	20:29	09:16	(unrelated sample)
ZZZZZZ	P86739.D	06/26/14	20:55	09:42	(unrelated sample)
ZZZZZZ	P86740.D	06/26/14	21:21	10:08	(unrelated sample)

Instrument Performance Check (DFTPP)

Job Number: JB70128
Account: LANGAN Langan Engineering & Environmental
Project: Carroll Gardens, 363-365 Bond Street, Brooklyn, NY

Sample:	EP3694-DFTPP	**Injection Date:**	06/26/14
Lab File ID:	P86718.D	**Injection Time:**	11:13
Instrument ID:	GCMSP		

Lab Sample ID	Lab File ID	Date Analyzed	Time Analyzed	Hours Lapsed	Client Sample ID
JB69816-4	P86741.D	06/26/14	21:47	10:34	(used for QC only; not part of job JB70128)
ZZZZZZ	P86742.D	06/26/14	22:13	11:00	(unrelated sample)
ZZZZZZ	P86743.D	06/26/14	22:39	11:26	(unrelated sample)
OP75840-MS	P86744.D	06/26/14	23:05	11:52	Matrix Spike

Instrument Performance Check (DFTPP)

Job Number: JB70128
Account: LANGAN Langan Engineering & Environmental
Project: Carroll Gardens, 363-365 Bond Street, Brooklyn, NY

Sample:	EP3695-DFTPP	**Injection Date:**	06/27/14
Lab File ID:	P86746.D	**Injection Time:**	07:52
Instrument ID:	GCMSP		

m/e	Ion Abundance Criteria	Raw Abundance	% Relative Abundance		Pass/Fail
51	30.0 - 60.0% of mass 198	11009	37.3		Pass
68	Less than 2.0% of mass 69	0	0.00	(0.00) [a]	Pass
69	Mass 69 relative abundance	14788	50.1		Pass
70	Less than 2.0% of mass 69	0	0.00	(0.00) [a]	Pass
127	40.0 - 60.0% of mass 198	15420	52.3		Pass
197	Less than 1.0% of mass 198	0	0.00		Pass
198	Base peak, 100% relative abundance	29496	100.0		Pass
199	5.0 - 9.0% of mass 198	2015	6.83		Pass
275	10.0 - 30.0% of mass 198	5985	20.3		Pass
365	1.0 - 100.0% of mass 198	722	2.45		Pass
441	Present, but less than mass 443	2282	7.74	(72.2) [b]	Pass
442	40.0 - 100.0% of mass 198	16174	54.8		Pass
443	17.0 - 23.0% of mass 442	3159	10.7	(19.5) [c]	Pass

(a) Value is % of mass 69
(b) Value is % of mass 443
(c) Value is % of mass 442

This check applies to the following Samples, MS, MSD, Blanks, and Standards:

Lab Sample ID	Lab File ID	Date Analyzed	Time Analyzed	Hours Lapsed	Client Sample ID
EP3695-CC3684	P86749.D	06/27/14	08:43	00:51	Continuing cal 50
EP3695-CC3685	P86750.D	06/27/14	09:17	01:25	Continuing cal 50
ZZZZZZ	P86752.D	06/27/14	10:08	02:16	(unrelated sample)
ZZZZZZ	P86753.D	06/27/14	10:34	02:42	(unrelated sample)
ZZZZZZ	P86754.D	06/27/14	11:00	03:08	(unrelated sample)
ZZZZZZ	P86756.D	06/27/14	11:51	03:59	(unrelated sample)
ZZZZZZ	P86757.D	06/27/14	12:17	04:25	(unrelated sample)
JB69212-1	P86758.D	06/27/14	12:43	04:51	(used for QC only; not part of job JB70128)
ZZZZZZ	P86759.D	06/27/14	13:09	05:17	(unrelated sample)
ZZZZZZ	P86760.D	06/27/14	13:35	05:43	(unrelated sample)
ZZZZZZ	P86761.D	06/27/14	14:00	06:08	(unrelated sample)
ZZZZZZ	P86762.D	06/27/14	14:27	06:35	(unrelated sample)
ZZZZZZ	P86763.D	06/27/14	14:53	07:01	(unrelated sample)
ZZZZZZ	P86764.D	06/27/14	15:19	07:27	(unrelated sample)
ZZZZZZ	P86765.D	06/27/14	15:45	07:53	(unrelated sample)
ZZZZZZ	P86766.D	06/27/14	16:11	08:19	(unrelated sample)
ZZZZZZ	P86767.D	06/27/14	16:36	08:44	(unrelated sample)
OP75975-MB1	P86768.D	06/27/14	17:02	09:10	Method Blank
ZZZZZZ	P86769.D	06/27/14	17:28	09:36	(unrelated sample)

Instrument Performance Check (DFTPP)

Job Number: JB70128
Account: LANGAN Langan Engineering & Environmental
Project: Carroll Gardens, 363-365 Bond Street, Brooklyn, NY

Sample:	EP3695-DFTPP	**Injection Date:**	06/27/14
Lab File ID:	P86746.D	**Injection Time:**	07:52
Instrument ID:	GCMSP		

Lab Sample ID	Lab File ID	Date Analyzed	Time Analyzed	Hours Lapsed	Client Sample ID
ZZZZZZ	P86770.D	06/27/14	17:54	10:02	(unrelated sample)

Semivolatile Internal Standard Area Summary

Job Number: JB70128
Account: LANGAN Langan Engineering & Environmental
Project: Carroll Gardens, 363-365 Bond Street, Brooklyn, NY

Check Std:	E3E2691-CC2680	**Injection Date:**	07/03/14
Lab File ID:	3E62821.D	**Injection Time:**	22:47
Instrument ID:	GCMS3E	**Method:**	SW846 8270D

	IS 1 AREA	RT	IS 2 AREA	RT	IS 3 AREA	RT	IS 4 AREA	RT	IS 5 AREA	RT	IS 6 AREA	RT
Check Std	187925	4.67	688227	5.75	395135	7.81	668329	9.99	685497	14.18	570428	16.31
Upper Limit [a]	375850	5.17	1376454	6.25	790270	8.31	1336658	10.49	1370994	14.68	1140856	16.81
Lower Limit [b]	93963	4.17	344114	5.25	197568	7.31	334165	9.49	342749	13.68	285214	15.81

Lab Sample ID	IS 1 AREA	RT	IS 2 AREA	RT	IS 3 AREA	RT	IS 4 AREA	RT	IS 5 AREA	RT	IS 6 AREA	RT
OP75993-MB1	219464	4.67	813653	5.75	473053	7.81	780858	9.98	751429	14.18	686753	16.31
OP75993-BS1	214269	4.67	777401	5.75	429896	7.81	690175	9.99	651962	14.18	584480	16.31
OP76158-MB1	199828	4.67	753715	5.75	431817	7.81	695137	9.98	638229	14.18	572182	16.30
OP76158-BS1	229910	4.67	851622	5.75	457442	7.81	728694	9.99	682827	14.18	586341	16.31
OP76158-MS	211442	4.67	791691	5.75	433857	7.81	691017	9.99	662973	14.18	563152	16.31
OP76158-MSD	205610	4.67	784542	5.75	430105	7.81	692052	9.99	668247	14.18	573959	16.31
JB70781-14	202130	4.67	726134	5.75	416614	7.81	664471	9.98	611557	14.17	550212	16.30
ZZZZZZ	204115	4.67	749638	5.75	425260	7.81	680052	9.98	620266	14.17	542260	16.30
OP75993-MS	209050	4.67	740536	5.75	416910	7.81	659586	9.99	630982	14.18	549822	16.31
OP75993-MSD	222768	4.67	812893	5.75	439964	7.81	690562	9.99	675977	14.18	582956	16.31
JB70163-1	192583	4.67	718077	5.75	414353	7.81	672614	9.98	654527	14.17	598049	16.30
JB70128-8	189462	4.67	706032	5.75	405324	7.81	673559	9.98	639740	14.17	591454	16.30
JB70128-14	182384	4.67	672378	5.75	393321	7.81	648936	9.98	623920	14.17	570360	16.30
ZZZZZZ	173183	4.67	674550	5.75	391504	7.81	641957	9.98	624105	14.17	566152	16.30
ZZZZZZ	186361	4.67	688900	5.75	403736	7.81	661519	9.98	631139	14.18	581457	16.30
ZZZZZZ	193615	4.67	698508	5.75	411928	7.81	669423	9.98	643404	14.17	592957	16.30
ZZZZZZ	187247	4.67	690341	5.75	400120	7.81	666976	9.98	637532	14.17	587538	16.30
ZZZZZZ	197468	4.67	757910	5.75	439334	7.81	740637	9.98	708603	14.18	663460	16.30
ZZZZZZ	187832	4.67	704692	5.75	409468	7.81	669335	9.98	647285	14.17	584696	16.30
ZZZZZZ	179389	4.67	678355	5.75	397106	7.81	672620	9.98	656646	14.17	601086	16.30
ZZZZZZ	179324	4.67	671172	5.75	395898	7.81	661279	9.98	658773	14.17	581512	16.30
ZZZZZZ	179581	4.67	819730	5.78	426245	7.81	692595	9.99	666898	14.18	608305	16.31
ZZZZZZ	182052	4.67	939838	5.79	396500	7.81	646069	9.99	639274	14.18	560849	16.31

IS 1 = 1,4-Dichlorobenzene-d4
IS 2 = Naphthalene-d8
IS 3 = Acenaphthene-D10
IS 4 = Phenanthrene-d10
IS 5 = Chrysene-d12
IS 6 = Perylene-d12

(a) Upper Limit = +100% of check standard area; Retention time +0.5 minutes.
(b) Lower Limit = -50% of check standard area; Retention time -0.5 minutes.

Semivolatile Internal Standard Area Summary

Job Number: JB70128
Account: LANGAN Langan Engineering & Environmental
Project: Carroll Gardens, 363-365 Bond Street, Brooklyn, NY

Check Std:	EM4338-CC4300	**Injection Date:**	07/07/14
Lab File ID:	M106085.D	**Injection Time:**	08:32
Instrument ID:	GCMSM	**Method:**	SW846 8270D

	IS 1 AREA	RT	IS 2 AREA	RT	IS 3 AREA	RT	IS 4 AREA	RT	IS 5 AREA	RT	IS 6 AREA	RT
Check Std	123424	4.71	460561	5.84	292780	8.19	490602	10.81	452330	15.99	383452	18.61
Upper Limit [a]	246848	5.21	921122	6.34	585560	8.69	981204	11.31	904660	16.49	766904	19.11
Lower Limit [b]	61712	4.21	230281	5.34	146390	7.69	245301	10.31	226165	15.49	191726	18.11

Lab Sample ID	IS 1 AREA	RT	IS 2 AREA	RT	IS 3 AREA	RT	IS 4 AREA	RT	IS 5 AREA	RT	IS 6 AREA	RT
OP75975-MB1	103076	4.70	384283	5.84	236984	8.19	415299	10.80	380363	15.98	319304	18.60
ZZZZZZ	163366	4.70	613625	5.85	391773	8.19	652236	10.82	660008	16.07	615189	18.74
ZZZZZZ	155697	4.71	582982	5.85	373819	8.19	615545	10.82	575866	16.00	492023	18.63
ZZZZZZ	152750	4.70	579228	5.85	363224	8.19	608018	10.82	550331	16.00	457898	18.63
ZZZZZZ	141431	4.71	528728	5.84	338899	8.19	585935	10.82	508905	15.99	432840	18.62
ZZZZZZ	138368	4.71	521915	5.85	333820	8.19	583619	10.81	514801	15.99	428884	18.62
ZZZZZZ	136694	4.70	515330	5.85	325440	8.19	573471	10.81	517125	15.99	417440	18.62
JB70128-13	132385	4.71	473724	5.84	303253	8.19	496626	10.82	428416	15.99	354966	18.62
OP75975-MS	133019	4.71	476421	5.85	290023	8.19	483419	10.82	420502	16.00	353534	18.63
OP75975-MSD	135936	4.71	493570	5.85	305417	8.20	498696	10.82	444412	16.00	368676	18.62
ZZZZZZ	106064	4.71	389692	5.84	240302	8.19	403802	10.81	347639	15.99	284528	18.62
ZZZZZZ	113141	4.71	423957	5.84	256103	8.19	419478	10.82	396140	16.00	336104	18.64
ZZZZZZ	110252	4.71	403200	5.85	253434	8.19	428447	10.82	367753	16.00	314493	18.62
JB70128-1	123131	4.71	457330	5.84	282871	8.19	479364	10.82	406102	15.99	338238	18.62
JB70128-2	125745	4.71	456965	5.85	280291	8.19	472452	10.82	388578	16.00	329749	18.63
JB70128-3	110531	4.71	398192	5.85	248968	8.19	408243	10.82	355380	16.00	293853	18.63
JB70128-4	112559	4.71	408078	5.85	252586	8.19	416618	10.82	377781	15.99	305220	18.62
JB70128-5	106606	4.71	377786	5.84	234940	8.19	394057	10.82	341315	15.99	279070	18.62
JB70128-6	96671	4.71	354103	5.85	222090	8.19	372106	10.82	329080	15.99	263737	18.62
JB70128-7	122163	4.71	441952	5.85	273440	8.19	464595	10.82	409413	16.00	337655	18.62
JB70128-10	120162	4.71	435377	5.85	273214	8.19	461817	10.82	422562	15.99	339023	18.62
JB70128-11	120921	4.71	436717	5.85	265441	8.19	448038	10.82	371836	15.99	296577	18.62

IS 1 = 1,4-Dichlorobenzene-d4
IS 2 = Naphthalene-d8
IS 3 = Acenaphthene-D10
IS 4 = Phenanthrene-d10
IS 5 = Chrysene-d12
IS 6 = Perylene-d12

(a) Upper Limit = +100% of check standard area; Retention time +0.5 minutes.
(b) Lower Limit = -50% of check standard area; Retention time -0.5 minutes.

Semivolatile Internal Standard Area Summary

Job Number: JB70128
Account: LANGAN Langan Engineering & Environmental
Project: Carroll Gardens, 363-365 Bond Street, Brooklyn, NY

Check Std:	EM4339-CC4300	**Injection Date:**	07/07/14
Lab File ID:	M106111.D	**Injection Time:**	21:32
Instrument ID:	GCMSM	**Method:**	SW846 8270D

	IS 1 AREA	RT	IS 2 AREA	RT	IS 3 AREA	RT	IS 4 AREA	RT	IS 5 AREA	RT	IS 6 AREA	RT
Check Std	142356	4.70	538034	5.84	349969	8.18	600962	10.80	537700	15.98	433701	18.59
Upper Limit [a]	284712	5.20	1076068	6.34	699938	8.68	1201924	11.30	1075400	16.48	867402	19.09
Lower Limit [b]	71178	4.20	269017	5.34	174985	7.68	300481	10.30	268850	15.48	216851	18.09

Lab Sample ID	IS 1 AREA	RT	IS 2 AREA	RT	IS 3 AREA	RT	IS 4 AREA	RT	IS 5 AREA	RT	IS 6 AREA	RT
OP76192-MB1	140553	4.70	530308	5.84	331203	8.18	574199	10.79	524111	15.96	414500	18.59
OP76192-BS1	106975	4.70	392838	5.84	248240	8.18	423711	10.80	378343	15.97	302699	18.59
OP76193-BS1	105494	4.70	397447	5.84	247218	8.18	427179	10.80	384729	15.97	307110	18.59
OP76193-MS	118340	4.70	440276	5.84	275753	8.18	455686	10.80	413102	15.98	332649	18.59
OP76193-MSD	112025	4.70	414785	5.84	261832	8.18	438718	10.80	389343	15.98	313793	18.59
ZZZZZZ	116764	4.70	428187	5.83	268460	8.18	465830	10.79	424349	15.97	344921	18.59
ZZZZZZ	125436	4.70	447847	5.83	295049	8.18	508777	10.80	457009	15.96	369004	18.58
ZZZZZZ	110156	4.70	416335	5.83	260297	8.17	453536	10.80	419895	15.96	337836	18.59
ZZZZZZ	110348	4.70	397456	5.83	256935	8.18	450102	10.79	411551	15.96	330876	18.58
ZZZZZZ	111692	4.69	409191	5.83	259921	8.17	446270	10.79	404320	15.96	321732	18.58
ZZZZZZ	114566	4.70	428360	5.83	270279	8.17	463860	10.79	415119	15.96	331975	18.58
ZZZZZZ	107458	4.70	393707	5.83	249692	8.18	431475	10.79	397362	15.96	320530	18.58
ZZZZZZ	108268	4.70	398837	5.83	251925	8.18	440029	10.79	404540	15.96	323326	18.58
ZZZZZZ	107489	4.69	392707	5.83	253437	8.18	434416	10.79	403651	15.96	323537	18.58
ZZZZZZ	107524	4.70	407894	5.83	259383	8.18	446900	10.79	414010	15.96	330491	18.58
ZZZZZZ	97551	4.70	367233	5.83	233736	8.17	401336	10.80	353749	15.96	281814	18.59
ZZZZZZ	100040	4.70	374265	5.83	232985	8.17	405504	10.79	377834	15.96	291107	18.58
JB70128-12	114984	4.70	414410	5.83	242830	8.18	406008	10.79	354400	15.96	289278	18.58

IS 1 = 1,4-Dichlorobenzene-d4
IS 2 = Naphthalene-d8
IS 3 = Acenaphthene-D10
IS 4 = Phenanthrene-d10
IS 5 = Chrysene-d12
IS 6 = Perylene-d12

(a) Upper Limit = +100% of check standard area; Retention time +0.5 minutes.
(b) Lower Limit = -50% of check standard area; Retention time -0.5 minutes.

Semivolatile Internal Standard Area Summary

Job Number: JB70128
Account: LANGAN Langan Engineering & Environmental
Project: Carroll Gardens, 363-365 Bond Street, Brooklyn, NY

Check Std:	EP3694-CC3684	**Injection Date:**	06/26/14
Lab File ID:	P86719.D	**Injection Time:**	11:42
Instrument ID:	GCMSP	**Method:**	SW846 8270D

	IS 1 AREA	RT	IS 2 AREA	RT	IS 3 AREA	RT	IS 4 AREA	RT	IS 5 AREA	RT	IS 6 AREA	RT
Check Std	57074	3.89	216522	5.25	138889	7.33	239950	9.15	226194	12.95	212442	15.02
Upper Limit [a]	114148	4.39	433044	5.75	277778	7.83	479900	9.65	452388	13.45	424884	15.52
Lower Limit [b]	28537	3.39	108261	4.75	69445	6.83	119975	8.65	113097	12.45	106221	14.52

Lab Sample ID	IS 1 AREA	RT	IS 2 AREA	RT	IS 3 AREA	RT	IS 4 AREA	RT	IS 5 AREA	RT	IS 6 AREA	RT
OP75723-MB1	58790	3.89	217391	5.25	124114	7.32	197606	9.14	208067	12.94	176213	15.01
OP75723-BS1	61513	3.89	221997	5.25	139779	7.32	242220	9.14	246999	12.94	218695	15.02
ZZZZZZ	43317	3.89	160767	5.25	100962	7.32	172253	9.14	190570	12.94	184731	15.02
ZZZZZZ	75182	3.89	299076	5.25	180147	7.32	299857	9.15	307593	12.95	287794	15.02
ZZZZZZ	64227	3.89	254168	5.25	153338	7.32	244483	9.15	252415	12.94	227819	15.02
ZZZZZZ	65166	3.89	251224	5.25	163672	7.32	268794	9.15	288396	12.94	260824	15.02
OP75975-BS1	53467	3.89	197641	5.25	112478	7.32	178730	9.15	196313	12.95	184254	15.02
ZZZZZZ	59059	3.89	219951	5.25	122112	7.32	206575	9.14	232605	12.94	200052	15.02
ZZZZZZ	56676	3.89	213469	5.25	124049	7.32	208264	9.14	224451	12.94	237592	15.02
ZZZZZZ	49331	3.89	184082	5.25	107229	7.32	179254	9.14	188083	12.94	190840	15.02
ZZZZZZ	59320	3.89	220080	5.25	124411	7.32	212614	9.14	234268	12.94	231191	15.02
ZZZZZZ	56830	3.89	209318	5.25	123377	7.32	223118	9.14	233801	12.94	231026	15.02
ZZZZZZ	64633	3.89	234622	5.25	133580	7.32	218116	9.14	232751	12.95	253935	15.02
ZZZZZZ	62276	3.89	228938	5.25	127228	7.32	199849	9.14	210416	12.94	218919	15.02
ZZZZZZ	51228	3.89	186043	5.24	108784	7.32	175922	9.14	194766	12.94	188877	15.02
ZZZZZZ	68325	3.89	265759	5.25	166840	7.32	287090	9.14	296750	12.94	285100	15.02
ZZZZZZ	57876	3.89	192889	5.25	108986	7.32	190094	9.14	221828	12.94	236547	15.02
JB69816-4	50570	3.89	166550	5.25	86686	7.32	141735	9.14	213386	12.95	217916	15.03
ZZZZZZ	66287	3.89	230032	5.25	126557	7.32	210479	9.15	303241	12.97	291697	15.05
ZZZZZZ	72765	3.89	260607	5.25	131784	7.33	206767	9.15	300152	12.96	271482	15.05
OP75840-MS	60865	3.89	195824	5.26	105323	7.33	177888	9.15	260413	12.96	246326	15.05

IS 1 = 1,4-Dichlorobenzene-d4
IS 2 = Naphthalene-d8
IS 3 = Acenaphthene-D10
IS 4 = Phenanthrene-d10
IS 5 = Chrysene-d12
IS 6 = Perylene-d12

(a) Upper Limit = +100% of check standard area; Retention time +0.5 minutes.
(b) Lower Limit = -50% of check standard area; Retention time -0.5 minutes.

Semivolatile Internal Standard Area Summary

Job Number: JB70128
Account: LANGAN Langan Engineering & Environmental
Project: Carroll Gardens, 363-365 Bond Street, Brooklyn, NY

Check Std:	EP3695-CC3684	**Injection Date:**	06/27/14
Lab File ID:	P86749.D	**Injection Time:**	08:43
Instrument ID:	GCMSP	**Method:**	SW846 8270D

	IS 1 AREA	RT	IS 2 AREA	RT	IS 3 AREA	RT	IS 4 AREA	RT	IS 5 AREA	RT	IS 6 AREA	RT
Check Std	103187	3.89	393031	5.25	243997	7.32	382944	9.14	356504	12.95	316161	15.02
Upper Limit [a]	206374	4.39	786062	5.75	487994	7.82	765888	9.64	713008	13.45	632322	15.52
Lower Limit [b]	51594	3.39	196516	4.75	121999	6.82	191472	8.64	178252	12.45	158081	14.52

Lab Sample ID	IS 1 AREA	RT	IS 2 AREA	RT	IS 3 AREA	RT	IS 4 AREA	RT	IS 5 AREA	RT	IS 6 AREA	RT
ZZZZZZ	106714	3.89	402802	5.24	238549	7.32	351682	9.14	296739	12.94	258773	15.01
ZZZZZZ	108945	3.90	358375	5.26	243505	7.32	353133	9.14	309292	12.94	262785	15.01
ZZZZZZ	105478	3.89	400291	5.24	235607	7.32	363829	9.14	321284	12.94	261099	15.01
ZZZZZZ	100492	3.89	378684	5.24	224619	7.32	349124	9.14	308508	12.93	253771	15.01
ZZZZZZ	107836	3.89	403589	5.24	236353	7.32	350895	9.14	299257	12.94	269078	15.01
JB69212-1	114004	3.89	437825	5.24	255289	7.32	386224	9.14	329243	12.94	283269	15.01
ZZZZZZ	116971	3.89	437235	5.24	258894	7.32	392700	9.14	333850	12.94	275764	15.01
ZZZZZZ	116648	3.89	444840	5.24	258175	7.32	393890	9.14	335089	12.94	285219	15.01
ZZZZZZ	121423	3.89	460544	5.24	274234	7.32	418402	9.14	364744	12.94	282898	15.01
ZZZZZZ	111406	3.89	425496	5.24	238697	7.32	313007	9.15	325038	13.03	308899	15.14
ZZZZZZ	113340	3.89	435948	5.24	251130	7.32	373641	9.14	314974	12.94	267790	15.02
ZZZZZZ	112808	3.89	435697	5.24	259673	7.32	389766	9.14	334986	12.94	278308	15.01
ZZZZZZ	116193	3.89	444639	5.24	268478	7.32	408003	9.14	352266	12.94	283543	15.01
ZZZZZZ	110557	3.89	421163	5.24	253945	7.32	388712	9.14	351017	12.94	287388	15.01
ZZZZZZ	116153	3.89	446699	5.24	264281	7.32	407063	9.14	361537	12.94	297707	15.01
OP75975-MB1	111839	3.89	423743	5.24	253705	7.32	394866	9.14	367952	12.94	299858	15.01
ZZZZZZ	92577	3.89	349530	5.24	209442	7.32	319254	9.14	285080	12.94	254147	15.01
ZZZZZZ	90703	3.89	302881	5.25	178375	7.33	280817	9.15	291380	13.00	294511	15.10

IS 1 = 1,4-Dichlorobenzene-d4
IS 2 = Naphthalene-d8
IS 3 = Acenaphthene-D10
IS 4 = Phenanthrene-d10
IS 5 = Chrysene-d12
IS 6 = Perylene-d12

(a) Upper Limit = +100% of check standard area; Retention time +0.5 minutes.
(b) Lower Limit = -50% of check standard area; Retention time -0.5 minutes.

Semivolatile Surrogate Recovery Summary

Job Number: JB70128
Account: LANGAN Langan Engineering & Environmental
Project: Carroll Gardens, 363-365 Bond Street, Brooklyn, NY

Method: SW846 8270D **Matrix:** AQ

Samples and QC shown here apply to the above method

Lab Sample ID	Lab File ID	S1	S2	S3	S4	S5	S6
JB70128-8	3E62835.D	62	42	104	95	90	92
JB70128-14	3E62836.D	38	26	82	66	63	78
OP75993-BS1	3E62825.D	63	44	117	98	94	96
OP75993-MB1	3E62824.D	59	38	108	99	92	93
OP75993-MS	3E62832.D	79	64	122	102	96	96
OP75993-MSD	3E62833.D	76	67	113	91	87	86

Surrogate Compounds	Recovery Limits
S1 = 2-Fluorophenol	10-110%
S2 = Phenol-d5	10-110%
S3 = 2,4,6-Tribromophenol	29-139%
S4 = Nitrobenzene-d5	28-131%
S5 = 2-Fluorobiphenyl	30-121%
S6 = Terphenyl-d14	16-147%

Semivolatile Surrogate Recovery Summary

Job Number: JB70128
Account: LANGAN Langan Engineering & Environmental
Project: Carroll Gardens, 363-365 Bond Street, Brooklyn, NY

Method: SW846 8270D **Matrix:** SO

Samples and QC shown here apply to the above method

Lab Sample ID	Lab File ID	S1	S2	S3	S4	S5	S6
JB70128-1	M106101.D	73	75	94	81	76	87
JB70128-2	M106102.D	75	77	88	85	77	89
JB70128-3	M106103.D	83	84	92	94	84	89
JB70128-4	M106104.D	67	72	80	77	72	76
JB70128-5	M106105.D	69	71	86	81	75	80
JB70128-6	M106106.D	78	78	93	86	81	90
JB70128-7	M106107.D	82	83	97	92	84	93
JB70128-10	M106108.D	75	78	89	86	78	82
JB70128-11	M106109.D	74	74	88	81	77	89
JB70128-12	M106134.D	73	76	88	84	82	84
JB70128-13	M106095.D	68	69	70	78	67	70
OP75975-BS1	P86729.D	79	81	91	98	87	92
OP75975-MB1	P86768.D	73	81	87	98	85	87
OP75975-MB1	M106088.D	81	82	80	86	82	81
OP75975-MS	M106096.D	82	83	93	94	87	88
OP75975-MSD	M106097.D	79	81	90	88	79	86

Surrogate Compounds	Recovery Limits
S1 = 2-Fluorophenol	13-110%
S2 = Phenol-d5	15-110%
S3 = 2,4,6-Tribromophenol	20-123%
S4 = Nitrobenzene-d5	10-110%
S5 = 2-Fluorobiphenyl	17-110%
S6 = Terphenyl-d14	30-124%

Initial Calibration Summary

Job Number: JB70128 **Sample:** E3E2647-ICC2647
Account: LANGAN Langan Engineering & Environmental **Lab FileID:** 3E61405.D
Project: Carroll Gardens, 363-365 Bond Street, Brooklyn, NY

Response Factor Report MS3E

Method : C:\msdchem\1\METHODS\M3E2647.M (RTE Integrator)
Title : Semi Volatile GC/MS, rtx-5msi 30m x .25mm x .25MoThu Jun 05 16:24:26 2014
Last Update : Thu Jun 05 16:24:26 2014
Response via : Initial Calibration

Calibration Files
2 =3E61409.D 5 =3E61408.D 25 =3E61406.D 80 =3E61404.D
100 =3E61403.D 50 =3E61405.D 1 =3E61410.D 10 =3E61407.D

Compound	2	5	25	80	100	50	1	10	Avg %RSD
102) 1,4-Dichlorobenzene-d	ISTD								
103) Benzaldehyde	1.012	1.108	1.170	1.061	0.954	1.131	0.983	1.133	1.069 7.40
104) Acenaphthene-d10a	ISTD								
105) 1,2,4,5-Tetr	0.469	0.491	0.491	0.497	0.511	0.482	0.465	0.478	0.486 3.16
106) Phenanthrene-d10a	ISTD								
107) Atrazine	0.069	0.090	0.114	0.119	0.120	0.113		0.106	0.104 17.72
108) o-Terphenyl	0.457	0.519	0.552	0.565	0.569	0.551	0.452	0.536	0.525 8.83
109) 1-Chloroocta	0.202	0.277	0.367	0.371	0.360	0.371		0.339	0.327 19.67
110) I Chrysene-d12a	ISTD								
111) benzidine		0.614	0.883	0.592		0.808		0.780	0.736 17.23
112) I Naphthalene-d8a	ISTD								
113) Hydroquinone		0.202	0.331	0.333	0.334	0.339		0.277	0.303 17.91

(#) = Out of Range ### Number of calibration levels exceeded format ###

M3E2646.M Fri Jun 06 10:04:47 2014 MS3E

Initial Calibration Verification

Job Number: JB70128 **Sample:** E3E2647-ICV2647
Account: LANGAN Langan Engineering & Environmental **Lab FileID:** 3E61416A.D
Project: Carroll Gardens, 363-365 Bond Street, Brooklyn, NY

Evaluate Continuing Calibration Report

Data File : C:\msdchem\1\DATA\E3e2646\3E61416a.D Vial: 23
Acq On : 5 Jun 2014 3:49 am Operator: olgaa
Sample : icv2647-50 Inst : MS3E
Misc : op74977,e3e2647, Multiplr: 1.00
MS Integration Params: lscint.p

Method : C:\msdchem\1\METHODS\M3E2646.M (RTE Integrator)
Title : Semi Volatile GC/MS, rtx-5msi 30m x .25mm x .25MoThu Jun 05 16:24:26 2014
Last Update : Thu Jun 05 16:24:26 2014
Response via : Multiple Level Calibration

Min. RRF : 0.050 Min. Rel. Area : 50% Max. R.T. Dev 0.50min
Max. RRF Dev : 30% Max. Rel. Area : 200%

	Compound	AvgRF	CCRF	%Dev	Area%	Dev(min)	R.T.
110 I	Chrysene-d12a	1.000	1.000	0.0	177	0.00	14.66
111 T	benzidine	0.736	0.765	-3.9	168	0.00	12.61

(#) = Out of Range SPCC's out = 0 CCC's out = 0
3E61405.D M3E2646.M Fri Jun 06 10:01:00 2014 MS3E

8.7.2
8

Initial Calibration Verification

Job Number: JB70128 **Sample:** E3E2647-ICV2647
Account: LANGAN Langan Engineering & Environmental **Lab FileID:** 3E61417.D
Project: Carroll Gardens, 363-365 Bond Street, Brooklyn, NY

Evaluate Continuing Calibration Report

Data File : C:\msdchem\1\DATA\E3e2646\3E61417.D Vial: 24
Acq On : 5 Jun 2014 4:16 am Operator: olgaa
Sample : icv2647-50 Inst : MS3E
Misc : op74977,e3e2647, Multiplr: 1.00
MS Integration Params: lscint.p

Method : C:\msdchem\1\METHODS\M3E2646.M (RTE Integrator)
Title : Semi Volatile GC/MS, rtx-5msi 30m x .25mm x .25MoThu Jun 05 16:24:26 2014
Last Update : Thu Jun 05 16:24:26 2014
Response via : Multiple Level Calibration

Min. RRF : 0.050 Min. Rel. Area : 50% Max. R.T. Dev 0.50min
Max. RRF Dev : 30% Max. Rel. Area : 200%

	Compound	AvgRF	CCRF	%Dev	Area%	Dev(min)	R.T.
112 I	Naphthalene-d8a	1.000	1.000	0.0	128	0.00	6.12
113 T	Hydroquinone	0.303	0.335	-10.6	127	0.01	6.53

(#) = Out of Range SPCC's out = 0 CCC's out = 0
3E61405.D M3E2646.M Fri Jun 06 10:02:06 2014 MS3E

8.7.3

8

Initial Calibration Verification

Job Number: JB70128 **Sample:** E3E2648-ICV2647
Account: LANGAN Langan Engineering & Environmental **Lab FileID:** 3E61422A.D
Project: Carroll Gardens, 363-365 Bond Street, Brooklyn, NY

Evaluate Continuing Calibration Report

Data File : C:\msdchem\1\DATA\E3e2648\3E61422a.D Vial: 3
Acq On : 5 Jun 2014 1:05 pm Operator: olgaa
Sample : icv2647-50 Inst : MS3E
Misc : op74977,e3e2648, Multiplr: 1.00
MS Integration Params: lscint.p

Method : C:\msdchem\1\METHODS\M3E2646.M (RTE Integrator)
Title : Semi Volatile GC/MS, rtx-5msi 30m x .25mm x .25MoThu Jun 05 16:24:26 2014
Last Update : Thu Jun 05 16:24:26 2014
Response via : Multiple Level Calibration

Min. RRF : 0.050 Min. Rel. Area : 50% Max. R.T. Dev 0.50min
Max. RRF Dev : 30% Max. Rel. Area : 200%

	Compound	AvgRF	CCRF	%Dev	Area%	Dev(min)	R.T.
102	1,4-Dichlorobenzene-d4a	1.000	1.000	0.0	128	0.00	4.98
103	Benzaldehyde	1.069	1.319	-23.4	149	0.00	4.64
106	Phenanthrene-d10a	1.000	1.000	0.0	110	-0.01	10.44
107	Atrazine	0.104	0.137	-31.7#	134	0.00	10.06

(#) = Out of Range SPCC's out = 0 CCC's out = 0
3E61405.D M3E2646.M Fri Jun 06 10:24:54 2014 MS3E

8.7.4

8

Initial Calibration Summary

Job Number: JB70128 **Sample:** E3E2680-ICC2680
Account: LANGAN Langan Engineering & Environmental **Lab FileID:** 3E62578.D
Project: Carroll Gardens, 363-365 Bond Street, Brooklyn, NY

Response Factor Report MS3E

Method : C:\msdchem\1\METHODS\M3E2680.M (RTE Integrator)
Title : Semi Volatile GC/MS, rtx-5msi 30m x .25mm x .25MoFri Jun 27 09:24:59 2014
Last Update : Fri Jun 27 09:24:59 2014
Response via : Initial Calibration

Calibration Files
2 =3E62573.D 5 =3E62574.D 25 =3E62579.D 80 =3E62576.D
100 =3E62577.D 50 =3E62578.D 1 =3E62572.D 10 =3E62575.D

Compound	2	5	25	80	100	50	1	10	Avg	%RSD
1) I 1,4-Dichlorobenzene-d	ISTD									
2) 1,4-Dioxane	0.472	0.533	0.480	0.474	0.468	0.457	0.533	0.479	0.487	5.99
3) Pyridine	1.122	1.321	1.199	1.171	1.178	1.109	1.198	1.238	1.192	5.61
4) N-Nitrosodim	0.624	0.689	0.658	0.675	0.650	0.644	0.733	0.698	0.671	5.18
5) 2-Fluorophen	1.301	1.348	1.237	1.300	1.277	1.227	1.389	1.309	1.298	4.14
6) Indene	2.666	2.745	2.461	2.511	2.453	2.381	2.733	2.731	2.585	5.75
7) Cumene	3.753	3.757	3.387	3.314	3.146	3.241	3.693	3.670	3.495	7.13
8) Phenol-d5	1.603	1.723	1.580	1.629	1.609	1.534	1.599	1.675	1.619	3.58
9) Phenol	1.916	1.995	1.699	1.759	1.736	1.680	2.018	1.925	1.841	7.45
10) Aniline	2.096	2.046	2.009	1.660	1.593	1.965	2.011	2.007	1.923	9.77
11) bis(2-Chloro	1.299	1.245	1.163	1.164	1.127	1.119	1.200	1.218	1.192	5.12
12) 2-Chlorophen	1.661	1.616	1.491	1.508	1.470	1.458	1.623	1.615	1.555	5.22
13) Decane	1.040	1.147	0.959	1.004	0.956	0.928	1.252	1.025	1.039	10.56
14) 1,3-Dichloro	1.843	1.832	1.664	1.686	1.640	1.614	1.852	1.786	1.740	5.69
15) 1,4-Dichloro	1.830	1.906	1.654	1.702	1.657	1.633	1.748	1.818	1.743	5.70
16) Benzyl alcoh	1.023	1.002	0.893	0.963	0.951	0.896	0.946	0.970	0.956	4.79
17) 1,2-Dichloro	1.747	1.774	1.575	1.613	1.551	1.512	1.723	1.717	1.651	6.08
18) Acetophenone	2.095	2.155	1.920	2.015	1.962	1.875	2.131	2.061	2.027	5.00
19) 2-Methylphen	1.324	1.320	1.269	1.254	1.240	1.228	1.178	1.235	1.256	3.86
20) 2,2'-oxybis(	0.535	0.558	0.500	0.521	0.517	0.481	0.593	0.518	0.528	6.58
21) 3&4-Methylph	1.302	1.451	1.363	1.370	1.356	1.294	1.187	1.341	1.333	5.72
22) n-Nitroso-di	0.877	0.937	0.845	0.879	0.850	0.834	0.941	0.881	0.881	4.55
23) Hexachloroet	0.546	0.570	0.515	0.528	0.517	0.494	0.537	0.546	0.532	4.42
24) I Naphthalene-d8	ISTD									
25) Nitrobenzene	0.381	0.375	0.358	0.353	0.341	0.334	0.376	0.374	0.362	4.84
26) Nitrobenzene	0.398	0.395	0.355	0.369	0.353	0.343	0.382	0.381	0.372	5.40
27) Quinoline	0.800	0.864	0.770	0.797	0.775	0.735	0.818	0.802	0.795	4.77
28) Isophorone	0.645	0.701	0.613	0.611	0.592	0.588	0.689	0.647	0.636	6.68
29) 2-Nitropheno	0.229	0.240	0.218	0.235	0.230	0.212	0.232	0.234	0.229	4.09
30) 2,4-Dimethyl	0.306	0.336	0.357	0.351	0.343	0.343	0.291	0.311	0.330	7.26
31) Benzoic acid	0.253	0.290	0.281	0.308	0.293	0.284	0.231	0.275	0.277	8.75
32) bis(2-Chloro	0.362	0.379	0.351	0.354	0.346	0.334	0.371	0.365	0.358	4.02
33) 2,4-Dichloro	0.324	0.328	0.304	0.316	0.310	0.295	0.320	0.322	0.315	3.56
34) 2,6-Dichloro	0.323	0.342	0.308	0.319	0.310	0.293	0.323	0.315	0.316	4.45
35) 1,3,5-Trichl	0.369	0.383	0.340	0.350	0.341	0.323	0.394	0.369	0.359	6.75
36) 1,2,4-Trichl	0.343	0.350	0.313	0.330	0.319	0.306	0.338	0.336	0.329	4.63
37) 1,2,3-Trichl	0.330	0.349	0.317	0.331	0.315	0.303	0.331	0.332	0.326	4.32
38) Naphthalene	1.218	1.246	1.117	1.088	1.037	1.062	1.271	1.189	1.153	7.72
39) 4-Chloroanil	0.473	0.513	0.484	0.456	0.442	0.463	0.492	0.493	0.477	4.77
40) 2,3-Dichloro	0.388	0.421	0.376	0.395	0.384	0.367	0.403	0.399	0.392	4.25
41) Caprolactam	0.107	0.124	0.111	0.118	0.114	0.108	0.111	0.120	0.114	5.27
42) Hexachlorobu	0.187	0.179	0.163	0.172	0.164	0.152	0.177	0.171	0.170	6.38
43) 4-Chloro-3-m	0.334	0.355	0.317	0.332	0.320	0.303	0.367	0.333	0.333	6.19
44) 2-Methylnaph	0.691	0.740	0.661	0.680	0.646	0.636	0.707	0.709	0.684	5.12
45) 1-Methylnaph	0.711	0.767	0.666	0.682	0.646	0.644	0.767	0.731	0.702	7.13

Initial Calibration Summary

Job Number: JB70128 **Sample:** E3E2680-ICC2680
Account: LANGAN Langan Engineering & Environmental **Lab FileID:** 3E62578.D
Project: Carroll Gardens, 363-365 Bond Street, Brooklyn, NY

```
46) Dimethylnaph 0.701 0.735 0.678 0.698 0.675 0.649 0.725 0.706 0.696   4.02

47) I   Acenaphthene-d10      ----------------ISTD---------------------
48) Hexachlorocy 0.047 0.092 0.166 0.231 0.236 0.193       0.133 0.157  45.11
            ----- Linear regression -----  Coefficient =  0.9937
              Response Ratio = -0.05705 + 0.24175 *A

49) 2,4,6-Trichl 0.343 0.372 0.348 0.370 0.361 0.340 0.392 0.373 0.362   4.91
50) 2,4,5-Trichl 0.356 0.377 0.384 0.396 0.375 0.368 0.387 0.387 0.379   3.32
51) 2-Fluorobiph 1.417 1.403 1.337 1.309 1.258 1.281 1.402 1.358 1.346   4.45
52) 2-Chloronaph 1.284 1.355 1.208 1.237 1.181 1.159 1.295 1.310 1.253   5.45
53) Biphenyl     1.751 1.807 1.650 1.658 1.593 1.569 1.772 1.756 1.695   5.22
54) 2-Nitroanili 0.353 0.353 0.337 0.350 0.335 0.306 0.376 0.364 0.347   6.13
55) Dimethylphth 1.368 1.431 1.355 1.335 1.276 1.279 1.394 1.419 1.357   4.30
56) Acenaphthyle 2.042 2.153 2.002 1.982 1.881 1.923 2.083 2.125 2.024   4.70
57) 2,6-Dinitrot 0.339 0.352 0.332 0.354 0.344 0.324 0.363 0.345 0.344   3.64
58) 3-Nitroanili 0.358 0.394 0.383 0.405 0.397 0.368 0.371 0.397 0.384   4.35
59) Acenaphthene 1.291 1.384 1.231 1.271 1.207 1.200 1.421 1.331 1.292   6.32
60) 2,4-Dinitrop       0.130 0.169 0.220 0.219 0.187       0.158 0.180  19.77
61) 4-Nitropheno 0.153 0.163 0.159 0.169 0.169 0.157 0.170 0.172 0.164   4.17
62) Dibenzofuran 1.802 1.851 1.706 1.708 1.643 1.603 1.829 1.819 1.745   5.32
63) 2,4-Dinitrot 0.438 0.452 0.444 0.476 0.455 0.437 0.482 0.471 0.457   3.82
64) 2,3,4,6-Tetr 0.269 0.298 0.278 0.299 0.293 0.271 0.278 0.288 0.284   4.22
65) Diethylphtha 1.395 1.452 1.330 1.324 1.268 1.267 1.493 1.380 1.364   6.01
66) Fluorene     1.392 1.474 1.389 1.430 1.365 1.328 1.483 1.459 1.415   3.93
67) 4-Chlorophen 0.604 0.653 0.600 0.620 0.599 0.571 0.626 0.613 0.611   3.93
68) 4-Nitroanili 0.355 0.386 0.369 0.403 0.392 0.374 0.365 0.391 0.379   4.26

69) I   Phenanthrene-d10      ----------------ISTD---------------------
70) 4,6-Dinitro-       0.122 0.149 0.175 0.175 0.156       0.143 0.153  13.24
71) n-Nitrosodip 0.644 0.651 0.620 0.610 0.594 0.592 0.663 0.636 0.626   4.20
72) 1,2-Diphenyl 0.780 0.849 0.791 0.788 0.768 0.753 0.776 0.829 0.792   4.04
73) 2,4,6-Tribro 0.085 0.096 0.091 0.092 0.091 0.086 0.084 0.089 0.089   4.57
74) 4-Bromopheny 0.206 0.218 0.204 0.208 0.206 0.197 0.218 0.207 0.208   3.49
75) Hexachlorobe 0.222 0.233 0.208 0.215 0.208 0.197 0.227 0.215 0.216   5.39
76) Pentachlorop 0.103 0.114 0.119 0.136 0.137 0.123 0.104 0.118 0.119  10.73
77) Phenanthrene 1.310 1.333 1.240 1.207 1.180 1.175 1.339 1.297 1.260   5.40
78) Anthracene   1.285 1.352 1.287 1.229 1.186 1.218 1.374 1.311 1.280   5.14
79) Carbazole    1.231 1.320 1.212 1.185 1.153 1.150 1.317 1.255 1.228   5.41
80) Di-n-butylph 1.413 1.486 1.442 1.379 1.351 1.389 1.465 1.465 1.424   3.38
81) Fluoranthene 1.243 1.316 1.241 1.234 1.214 1.182 1.366 1.277 1.259   4.67
82) Octadecane   0.404 0.447 0.415 0.416 0.404 0.390 0.437 0.432 0.418   4.60

83) I   Chrysene-d12          ----------------ISTD---------------------
84) Pyrene       1.427 1.509 1.439 1.374 1.287 1.362 1.463 1.492 1.419   5.24
85) Terphenyl-d1 0.884 0.943 0.899 0.877 0.840 0.875 0.890 0.916 0.890   3.42
86) Butylbenzylp 0.660 0.716 0.685 0.686 0.657 0.679 0.720 0.694 0.687   3.33
87) Butyl steara 0.305 0.310 0.442 0.305 0.293 0.431 0.317 0.319 0.340  17.63
88) Benzo[a]anth 1.283 1.313 1.228 1.203 1.154 1.179 1.454 1.285 1.262   7.56
89) 3,3'-Dichlor 0.411 0.452 0.449 0.460 0.448 0.442 0.426 0.452 0.442   3.65
90) Chrysene     1.115 1.213 1.140 1.099 1.033 1.085 1.286 1.195 1.146   7.10
91) bis(2-Ethylh 0.932 0.998 0.985 0.962 0.923 0.968 1.038 1.010 0.977   3.96

92) I   Perylene-d12          ----------------ISTD---------------------
93) Di-n-octylph 1.864 2.014 1.874 2.003 1.963 1.862 2.066 1.979 1.953   3.98
94) Benzo[b]fluo 1.341 1.465 1.364 1.468 1.461 1.330 1.523 1.427 1.422   4.89
95) Benzo[k]fluo 1.388 1.425 1.289 1.375 1.333 1.243 1.387 1.389 1.354   4.50
96) Benzo[a]pyre 1.215 1.290 1.203 1.251 1.217 1.154 1.303 1.232 1.233   3.90
97) Indeno[1,2,3 1.398 1.548 1.390 1.493 1.477 1.348 1.520 1.479 1.457   4.79
98) Dibenz(a,h)a 1.070 1.138 1.042 1.129 1.119 1.011 1.109 1.108 1.091   4.16
```

8.7.5

8

Initial Calibration Summary

Job Number: JB70128 **Sample:** E3E2680-ICC2680
Account: LANGAN Langan Engineering & Environmental **Lab FileID:** 3E62578.D
Project: Carroll Gardens, 363-365 Bond Street, Brooklyn, NY

```
 99) Dibenz[a,h]a 1.187 1.254 1.152 1.251 1.238 1.129 1.326 1.226 1.221   5.16
100) 7,12-Dimethy 0.294 0.412 0.681 0.729 0.732 0.674       0.525 0.578  29.73
             ----- Linear regression -----  Coefficient =  0.9991
               Response Ratio = -0.04497 + 0.74519 *A

101) Benzo[g,h,i] 1.138 1.230 1.101 1.173 1.154 1.066 1.286 1.166 1.164   5.96
 ---------------------------------------------------------------------------
 (#) = Out of Range  ###  Number of calibration levels exceeded format  ###

           M3E2680.M         Fri Jun 27 10:09:17 2014   MS3E
```

Initial Calibration Verification

Job Number: JB70128 **Sample:** E3E2681-ICV2680
Account: LANGAN Langan Engineering & Environmental **Lab FileID:** 3E62582.D
Project: Carroll Gardens, 363-365 Bond Street, Brooklyn, NY

Evaluate Continuing Calibration Report

Data File : C:\msdchem\1\DATA\E3e2681\3E62582.D Vial: 2
Acq On : 27 Jun 2014 9:29 am Operator: saumilp
Sample : icv2680-50 Inst : MS3E
Misc : op75684,e3e2681,acid Multiplr: 1.00
MS Integration Params: lscint.p

Method : C:\msdchem\1\METHODS\M3E2680.M (RTE Integrator)
Title : Semi Volatile GC/MS, rtx-5msi 30m x .25mm x .25MoFri Jun 27 11:26:05 2014
Last Update : Fri Jun 27 11:26:05 2014
Response via : Multiple Level Calibration

Min. RRF : 0.050 Min. Rel. Area : 50% Max. R.T. Dev 0.50min
Max. RRF Dev : 30% Max. Rel. Area : 200%

		Compound	AvgRF	CCRF	%Dev	Area%	Dev(min)	R.T.
1	I	1,4-Dichlorobenzene-d4	1.000	1.000	0.0	124	0.00	4.71
9	t	Phenol	1.841	1.526	17.1	112	0.00	4.47
12	t	2-Chlorophenol	1.555	1.394	10.4	118	0.00	4.56
19	t	2-Methylphenol	1.256	1.174	6.5	118	0.00	4.92
21	t	3&4-Methylphenol	1.333	1.212	9.1	116	0.00	5.04
24	I	Naphthalene-d8	1.000	1.000	0.0	120	0.00	5.80
29	t	2-Nitrophenol	0.229	0.214	6.6	120	0.00	5.45
30	t	2,4-Dimethylphenol	0.330	0.354	-7.3	123	0.00	5.49
31	t	Benzoic acid	0.277	0.247	10.8	104	0.01	5.64
33	t	2,4-Dichlorophenol	0.315	0.296	6.0	120	0.00	5.68
34	t	2,6-Dichlorophenol	0.316	0.290	8.2	118	0.00	5.89
43	t	4-Chloro-3-methylphenol	0.333	0.302	9.3	119	-0.01	6.41
47	I	Acenaphthene-d10	1.000	1.000	0.0	116	0.00	7.88
49	t	2,4,6-Trichlorophenol	0.362	0.351	3.0	120	0.00	6.91
50	t	2,4,5-Trichlorophenol	0.379	0.363	4.2	115	-0.01	6.96
60	t	2,4-Dinitrophenol	0.180	0.142	21.1	88	0.00	8.01
61	t	4-Nitrophenol	0.164	0.148	9.8	109	0.00	8.14
64		2,3,4,6-Tetrachlorophenol	0.284	0.261	8.1	112	0.00	8.37
69	I	Phenanthrene-d10	1.000	1.000	0.0	109	0.00	10.06
70	t	4,6-Dinitro-2-methylpheno	0.153	0.145	5.2	102	0.00	8.79
76	t	Pentachlorophenol	0.119	0.124	-4.2	110	0.00	9.81

(#) = Out of Range SPCC's out = 0 CCC's out = 0
3E61405.D M3E2680.M Fri Jun 27 12:18:04 2014 MS3E

8.7.6

8

Initial Calibration Verification

Job Number: JB70128 **Sample:** E3E2681-ICV2680
Account: LANGAN Langan Engineering & Environmental **Lab FileID:** 3E62584.D
Project: Carroll Gardens, 363-365 Bond Street, Brooklyn, NY

Evaluate Continuing Calibration Report

Data File : C:\msdchem\1\DATA\E3e2681\3E62584.D Vial: 4
Acq On : 27 Jun 2014 10:23 am Operator: saumilp
Sample : icv2680-50 Inst : MS3E
Misc : op75684,e3e2681,bn2 Multiplr: 1.00
MS Integration Params: lscint.p

Method : C:\msdchem\1\METHODS\M3E2680.M (RTE Integrator)
Title : Semi Volatile GC/MS, rtx-5msi 30m x .25mm x .25MoFri Jun 27 11:26:05 2014
Last Update : Fri Jun 27 11:26:05 2014
Response via : Multiple Level Calibration

Min. RRF : 0.050 Min. Rel. Area : 50% Max. R.T. Dev 0.50min
Max. RRF Dev : 30% Max. Rel. Area : 200%

		Compound	AvgRF	CCRF	%Dev	Area%	Dev(min)	R.T.
1	I	1,4-Dichlorobenzene-d4	1.000	1.000	0.0	166	0.00	4.71
2	t	1,4-Dioxane	0.487	0.489	-0.4	178	0.02	2.29
6	t	Indene	2.585	2.560	1.0	179	0.00	4.91
7	t	Cumene	3.495	3.381	3.3	174	0.00	4.12
13	t	Decane	1.039	0.996	4.1	179	0.00	4.59
18	t	Acetophenone	2.027	1.920	5.3	170	0.00	5.03
24	I	Naphthalene-d8	1.000	1.000	0.0	164	0.00	5.81
27	t	Quinoline	0.795	0.747	6.0	167	0.00	6.17
40	t	2,3-Dichloroaniline	0.392	0.314	19.9	141	0.00	6.90
41	t	Caprolactam	0.114	0.103	9.6	156	-0.02	6.25
45	t	1-Methylnaphthalene	0.702	0.646	8.0	165	0.00	6.68
46	t	Dimethylnaphthalene	0.696	0.655	5.9	166	0.00	7.33
47	I	Acenaphthene-d10	1.000	1.000	0.0	156	0.00	7.88
53	t	Biphenyl	1.695	1.659	2.1	165	0.00	7.12
69	I	Phenanthrene-d10	1.000	1.000	0.0	146	0.00	10.06
82	t	Octadecane	0.418	0.445	-6.5	167	0.00	9.99
83	I	Chrysene-d12	1.000	1.000	0.0	131	0.00	14.25
92	I	Perylene-d12	1.000	1.000	0.0	122	0.00	16.38

(#) = Out of Range SPCC's out = 0 CCC's out = 0
3E61405.D M3E2680.M Fri Jun 27 15:34:08 2014 MS3E

8.7.7

Initial Calibration Verification

Job Number: JB70128 **Sample:** E3E2681-ICV2680
Account: LANGAN Langan Engineering & Environmental **Lab FileID:** 3E62585.D
Project: Carroll Gardens, 363-365 Bond Street, Brooklyn, NY

Evaluate Continuing Calibration Report

Data File : C:\msdchem\1\DATA\E3e2681\3E62585.D Vial: 5
Acq On : 27 Jun 2014 10:50 am Operator: saumilp
Sample : icv2680-50 Inst : MS3E
Misc : op75684,e3e2681,aniline Multiplr: 1.00
MS Integration Params: lscint.p

Method : C:\msdchem\1\METHODS\M3E2680.M (RTE Integrator)
Title : Semi Volatile GC/MS, rtx-5msi 30m x .25mm x .25MoFri Jun 27 11:26:05 2014
Last Update : Fri Jun 27 11:26:05 2014
Response via : Multiple Level Calibration

Min. RRF : 0.050 Min. Rel. Area : 50% Max. R.T. Dev 0.50min
Max. RRF Dev : 30% Max. Rel. Area : 200%

		Compound	AvgRF	CCRF	%Dev	Area%	Dev(min)	R.T.
1	I	1,4-Dichlorobenzene-d4	1.000	1.000	0.0	125	0.00	4.72
3	t	Pyridine	1.192	1.398	-17.3	158	0.12	2.72
10		Aniline	1.923	2.130	-10.8	136	0.00	4.48
16	t	Benzyl alcohol	0.956	0.956	0.0	134	0.00	4.83
24	I	Naphthalene-d8	1.000	1.000	0.0	132	0.00	5.81
39	t	4-Chloroaniline	0.477	0.451	5.5	128	0.00	5.88
44	t	2-Methylnaphthalene	0.684	0.643	6.0	133	0.00	6.56
47	I	Acenaphthene-d10	1.000	1.000	0.0	129	0.00	7.88
54	t	2-Nitroaniline	0.347	0.305	12.1	129	0.00	7.29
58	t	3-Nitroaniline	0.384	0.344	10.4	121	0.00	7.85
62	t	Dibenzofuran	1.745	1.640	6.0	132	0.00	8.17
68	t	4-Nitroaniline	0.379	0.326	14.0	113	0.00	8.72
69	I	Phenanthrene-d10	1.000	1.000	0.0	124	0.00	10.06
79	t	Carbazole	1.228	1.101	10.3	118	0.00	10.46

(#) = Out of Range SPCC's out = 0 CCC's out = 0
3E61405.D M3E2680.M Fri Jun 27 12:18:05 2014 MS3E

Initial Calibration Verification

Job Number: JB70128 **Sample:** E3E2681-ICV2680
Account: LANGAN Langan Engineering & Environmental **Lab FileID:** 3E62586.D
Project: Carroll Gardens, 363-365 Bond Street, Brooklyn, NY

Evaluate Continuing Calibration Report

Data File : C:\msdchem\1\DATA\E3e2681\3E62586.D Vial: 6
Acq On : 27 Jun 2014 11:16 am Operator: saumilp
Sample : icv2680-50 Inst : MS3E
Misc : op75684,e3e2681,surr Multiplr: 1.00
MS Integration Params: lscint.p

Method : C:\msdchem\1\METHODS\M3E2680.M (RTE Integrator)
Title : Semi Volatile GC/MS, rtx-5msi 30m x .25mm x .25MoFri Jun 27 11:26:05 2014
Last Update : Fri Jun 27 11:26:05 2014
Response via : Multiple Level Calibration

Min. RRF : 0.050 Min. Rel. Area : 50% Max. R.T. Dev 0.50min
Max. RRF Dev : 30% Max. Rel. Area : 200%

		Compound	AvgRF	CCRF	%Dev	Area%	Dev(min)	R.T.
1	I	1,4-Dichlorobenzene-d4	1.000	1.000	0.0	145	0.00	4.71
5	S	2-Fluorophenol	1.298	1.084	16.5	128	0.00	3.75
8	S	Phenol-d5	1.619	1.264	21.9	120	0.00	4.46
24	I	Naphthalene-d8	1.000	1.000	0.0	137	0.00	5.80
25	S	Nitrobenzene-d5	0.362	0.307	15.2	126	0.00	5.15
47	I	Acenaphthene-d10	1.000	1.000	0.0	132	0.00	7.88
51	S	2-Fluorobiphenyl	1.346	1.120	16.8	115	0.00	7.00
69	I	Phenanthrene-d10	1.000	1.000	0.0	125	0.00	10.06
73	S	2,4,6-Tribromophenol	0.089	0.075	15.7	109	0.00	9.02
83	I	Chrysene-d12	1.000	1.000	0.0	116	0.00	14.25
85	S	Terphenyl-d14	0.890	0.787	11.6	104	0.00	12.61

(#) = Out of Range SPCC's out = 0 CCC's out = 0
3E61405.D M3E2680.M Fri Jun 27 12:18:06 2014 MS3E

Initial Calibration Verification

Job Number: JB70128 **Sample:** E3E2681-ICV2680
Account: LANGAN Langan Engineering & Environmental **Lab FileID:** 3E62587.D
Project: Carroll Gardens, 363-365 Bond Street, Brooklyn, NY

Evaluate Continuing Calibration Report

Data File : C:\msdchem\1\DATA\E3e2681\3E62587.D Vial: 7
Acq On : 27 Jun 2014 11:43 am Operator: saumilp
Sample : icv2680-50 Inst : MS3E
Misc : op75684,e3e2681,ben Multiplr: 1.00
MS Integration Params: lscint.p

Method : C:\msdchem\1\METHODS\M3E2680.M (RTE Integrator)
Title : Semi Volatile GC/MS, rtx-5msi 30m x .25mm x .25MoFri Jun 27 11:26:05 2014
Last Update : Fri Jun 27 11:26:05 2014
Response via : Multiple Level Calibration

Min. RRF : 0.050 Min. Rel. Area : 50% Max. R.T. Dev 0.50min
Max. RRF Dev : 30% Max. Rel. Area : 200%

	Compound	AvgRF	CCRF	%Dev	Area%	Dev(min)	R.T.
83 I	Chrysene-d12	1.000	1.000	0.0	112	0.00	14.25
89 t	3,3'-Dichlorobenzidine	0.442	0.376	14.9	95	0.00	14.24

(#) = Out of Range SPCC's out = 0 CCC's out = 0
3E61405.D M3E2680.M Fri Jun 27 12:18:07 2014 MS3E

8.7.10

8

Initial Calibration Verification

Job Number: JB70128 **Sample:** E3E2681-ICV2680
Account: LANGAN Langan Engineering & Environmental **Lab FileID:** 3E62588.D
Project: Carroll Gardens, 363-365 Bond Street, Brooklyn, NY

Evaluate Continuing Calibration Report

Data File : C:\msdchem\1\DATA\E3e2681\3E62588.D Vial: 8
Acq On : 27 Jun 2014 12:13 pm Operator: saumilp
Sample : icv2680-50 Inst : MS3E
Misc : op75684,e3e2681,ben Multiplr: 1.00
MS Integration Params: lscint.p

Method : C:\msdchem\1\METHODS\M3E2680.M (RTE Integrator)
Title : Semi Volatile GC/MS, rtx-5msi 30m x .25mm x .25MoFri Jun 27 11:26:05 2014
Last Update : Fri Jun 27 11:26:05 2014
Response via : Multiple Level Calibration

Min. RRF : 0.050 Min. Rel. Area : 50% Max. R.T. Dev 0.50min
Max. RRF Dev : 30% Max. Rel. Area : 200%

		Compound	AvgRF	CCRF	%Dev	Area%	Dev(min)	R.T.
1	I	1,4-Dichlorobenzene-d4	1.000	1.000	0.0	151	0.00	4.71
4	t	N-Nitrosodimethylamine	0.671	0.587	12.5	138	0.02	2.58
11	t	bis(2-Chloroethyl)ether	1.192	1.028	13.8	139	0.00	4.51
14	t	1,3-Dichlorobenzene	1.740	1.418	18.5	133	0.00	4.67
15	t	1,4-Dichlorobenzene	1.743	1.407	19.3	130	0.00	4.73
17	t	1,2-Dichlorobenzene	1.651	1.310	20.7	131	0.00	4.84
20	t	2,2'-oxybis(1-Chloropropa	0.528	0.425	19.5	134	0.00	4.92
22	t	n-Nitroso-di-n-propylamin	0.881	0.713	19.1	129	0.00	5.03
23	t	Hexachloroethane	0.532	0.438	17.7	134	0.00	5.11
24	I	Naphthalene-d8	1.000	1.000	0.0	141	0.00	5.81
26	t	Nitrobenzene	0.372	0.301	19.1	123	0.00	5.18
28	t	Isophorone	0.636	0.511	19.7	123	0.00	5.37
32	t	bis(2-Chloroethoxy)methan	0.358	0.323	9.8	136	0.00	5.56
36	t	1,2,4-Trichlorobenzene	0.329	0.274	16.7	126	0.00	5.75
38	t	Naphthalene	1.153	0.937	18.7	124	0.00	5.83
42	t	Hexachlorobutadiene	0.170	0.143	15.9	132	0.00	5.95
47	I	Acenaphthene-d10	1.000	1.000	0.0	133	0.00	7.88
		---------- True Calc. % Drift ----------						
48	t	Hexachlorocyclopentadiene	50.000	38.171	23.7	96	0.00	6.75
		---------- AvgRF CCRF % Dev ----------						
52	t	2-Chloronaphthalene	1.253	1.042	16.8	120	0.00	7.15
55	t	Dimethylphthalate	1.357	1.134	16.4	118	0.00	7.53
56	t	Acenaphthylene	2.024	1.432	29.2	99	0.00	7.68
57	t	2,6-Dinitrotoluene	0.344	0.267	22.4	110	0.00	7.62
59	t	Acenaphthene	1.292	1.104	14.6	122	0.00	7.93
63	t	2,4-Dinitrotoluene	0.457	0.344	24.7	105	0.00	8.19
65	t	Diethylphthalate	1.364	1.119	18.0	117	0.00	8.53
66	t	Fluorene	1.415	1.180	16.6	118	0.00	8.66
67	t	4-Chlorophenyl-phenylethe	0.611	0.527	13.7	123	0.00	8.67
69	I	Phenanthrene-d10	1.000	1.000	0.0	125	0.00	10.06
71	t	n-Nitrosodiphenylamine	0.626	0.538	14.1	113	0.00	8.85
72	t	1,2-Diphenylhydrazine	0.792	0.706	10.9	117	0.00	8.90
74	t	4-Bromophenyl-phenylether	0.208	0.185	11.1	118	0.00	9.40

8.7.11
8

Initial Calibration Verification

Job Number: JB70128 **Sample:** E3E2681-ICV2680
Account: LANGAN Langan Engineering & Environmental **Lab FileID:** 3E62588.D
Project: Carroll Gardens, 363-365 Bond Street, Brooklyn, NY

75	t	Hexachlorobenzene	0.216	0.180	16.7	114	0.00	9.49
77	t	Phenanthrene	1.260	1.046	17.0	111	0.00	10.10
78	t	Anthracene	1.280	1.068	16.6	110	0.00	10.18
80	t	Di-n-butylphthalate	1.424	1.229	13.7	111	0.00	11.06
81	t	Fluoranthene	1.259	1.040	17.4	110	0.00	11.96
83	I	Chrysene-d12	1.000	1.000	0.0	120	0.00	14.26
84	t	Pyrene	1.419	1.209	14.8	107	0.00	12.32
86	t	Butylbenzylphthalate	0.687	0.597	13.1	106	0.00	13.44
88	t	Benzo[a]anthracene	1.262	1.018	19.3	104	0.00	14.24
90	t	Chrysene	1.146	0.984	14.1	109	0.00	14.30
91	t	bis(2-Ethylhexyl)phthalat	0.977	0.844	13.6	105	0.00	14.39
92	I	Perylene-d12	1.000	1.000	0.0	114	0.00	16.38
93	t	Di-n-octylphthalate	1.953	1.689	13.5	103	0.00	15.38
94	t	Benzo[b]fluoranthene	1.422	1.131	20.5	97	0.00	15.86
95	t	Benzo[k]fluoranthene	1.354	1.113	17.8	102	0.00	15.90
96	t	Benzo[a]pyrene	1.233	1.037	15.9	102	0.00	16.31
97	t	Indeno[1,2,3-cd]pyrene	1.457	1.168	19.8	99	0.00	17.96
99	t	Dibenz[a,h]anthracene	1.221	0.999	18.2	101	0.00	17.99
101	t	Benzo[g,h,i]perylene	1.164	0.972	16.5	104	0.00	18.41

(#) = Out of Range SPCC's out = 0 CCC's out = 0
3E61405.D M3E2680.M Fri Jun 27 12:46:03 2014 MS3E

8.7.11

8

Continuing Calibration Summary

Job Number: JB70128 **Sample:** E3E2691-CC2680
Account: LANGAN Langan Engineering & Environmental **Lab FileID:** 3E62821.D
Project: Carroll Gardens, 363-365 Bond Street, Brooklyn, NY

Evaluate Continuing Calibration Report

Data File : C:\msdchem\1\DATA\E3e2691\3E62821.D Vial: 2
Acq On : 3 Jul 2014 10:47 pm Operator: ashleyd
Sample : cc2680-50 Inst : MS3E
Misc : op75684,e3e2691 Multiplr: 1.00
MS Integration Params: lscint.p

Method : C:\msdchem\1\METHODS\M3E2680.M (RTE Integrator)
Title : Semi Volatile GC/MS, rtx-5msi 30m x .25mm x .25MoSat Jul 05 13:17:34 2014
Last Update : Sat Jul 05 13:17:34 2014
Response via : Multiple Level Calibration

Min. RRF : 0.050 Min. Rel. Area : 50% Max. R.T. Dev 0.50min
Max. RRF Dev : 20% Max. Rel. Area : 200%

		Compound	AvgRF	CCRF	%Dev	Area%	Dev(min)	R.T.
1	I	1,4-Dichlorobenzene-d4	1.000	1.000	0.0	72	-0.04	4.67
2	t	1,4-Dioxane	0.487	0.396	18.7	62	-0.05	2.21
3	t	Pyridine	1.192	1.082	9.2	70	-0.05	2.56
4	t	N-Nitrosodimethylamine	0.671	0.623	7.2	69	-0.05	2.52
5	S	2-Fluorophenol	1.298	1.146	11.7	67	-0.04	3.71
6	t	Indene	2.585	2.301	11.0	69	-0.05	4.87
7	t	Cumene	3.495	3.214	8.0	71	-0.05	4.07
8	S	Phenol-d5	1.619	1.457	10.0	68	-0.04	4.43
9	t	Phenol	1.841	1.708	7.2	73	-0.04	4.43
10		Aniline	1.923	1.740	9.5	63	-0.04	4.43
11	t	bis(2-Chloroethyl)ether	1.192	1.098	7.9	70	-0.04	4.47
12	t	2-Chlorophenol	1.555	1.362	12.4	67	-0.04	4.52
13	t	Decane	1.039	0.955	8.1	74	-0.04	4.54
14	t	1,3-Dichlorobenzene	1.740	1.555	10.6	69	-0.05	4.63
15	t	1,4-Dichlorobenzene	1.743	1.580	9.4	69	-0.05	4.68
16	t	Benzyl alcohol	0.956	0.836	12.6	67	-0.04	4.79
17	t	1,2-Dichlorobenzene	1.651	1.459	11.6	69	-0.05	4.80
18	t	Acetophenone	2.027	1.857	8.4	71	-0.04	4.99
19	t	2-Methylphenol	1.256	1.152	8.3	67	-0.04	4.88
20	t	2,2'-oxybis(1-Chloropropa	0.528	0.473	10.4	70	-0.04	4.88
21	t	3&4-Methylphenol	1.333	1.235	7.4	68	-0.04	5.01
22	t	n-Nitroso-di-n-propylamin	0.881	0.916	-4.0	79	-0.05	4.98
23	t	Hexachloroethane	0.532	0.535	-0.6	78	-0.05	5.06
24	I	Naphthalene-d8	1.000	1.000	0.0	69	-0.05	5.75
25	S	Nitrobenzene-d5	0.362	0.376	-3.9	77	-0.05	5.11
26	t	Nitrobenzene	0.372	0.384	-3.2	77	-0.05	5.13
27	t	Quinoline	0.795	0.718	9.7	67	-0.05	6.12
28	t	Isophorone	0.636	0.625	1.7	73	-0.05	5.33
29	t	2-Nitrophenol	0.229	0.211	7.9	68	-0.05	5.41
30	t	2,4-Dimethylphenol	0.330	0.342	-3.6	69	-0.05	5.45
31	t	Benzoic acid	0.277	0.272	1.8	66	-0.04	5.59
32	t	bis(2-Chloroethoxy)methan	0.358	0.346	3.4	71	-0.05	5.51
33	t	2,4-Dichlorophenol	0.315	0.297	5.7	69	-0.05	5.64
34	t	2,6-Dichlorophenol	0.316	0.294	7.0	69	-0.05	5.84
35		1,3,5-Trichlorobenzene	0.359	0.353	1.7	75	-0.05	5.41
36	t	1,2,4-Trichlorobenzene	0.329	0.327	0.6	74	-0.05	5.70
37		1,2,3-Trichlorobenzene	0.326	0.329	-0.9	75	-0.05	5.92
38	t	Naphthalene	1.153	1.053	8.7	68	-0.06	5.77
39	t	4-Chloroaniline	0.477	0.439	8.0	65	-0.05	5.83
40	t	2,3-Dichloroaniline	0.392	0.371	5.4	70	-0.06	6.84
41	t	Caprolactam	0.114	0.114	0.0	73	-0.05	6.21

Continuing Calibration Summary

Job Number: JB70128 **Sample:** E3E2691-CC2680
Account: LANGAN Langan Engineering & Environmental **Lab FileID:** 3E62821.D
Project: Carroll Gardens, 363-365 Bond Street, Brooklyn, NY

42	t	Hexachlorobutadiene	0.170	0.188	-10.6	85	-0.06	5.89
43	t	4-Chloro-3-methylphenol	0.333	0.325	2.4	74	-0.05	6.37
44	t	2-Methylnaphthalene	0.684	0.642	6.1	69	-0.06	6.50
45	t	1-Methylnaphthalene	0.702	0.663	5.6	71	-0.06	6.61
46	t	Dimethylnaphthalene	0.696	0.690	0.9	73	-0.06	7.26
47	I	Acenaphthene-d10	1.000	1.000	0.0	71	-0.07	7.81
		----------	True	Calc.	% Drift	----------		
48	t	Hexachlorocyclopentadiene	100.000	81.984	18.0	64	-0.06	6.68
		----------	AvgRF	CCRF	% Dev	----------		
49	t	2,4,6-Trichlorophenol	0.362	0.364	-0.6	75	-0.06	6.86
50	t	2,4,5-Trichlorophenol	0.379	0.399	-5.3	76	-0.05	6.92
51	S	2-Fluorobiphenyl	1.346	1.337	0.7	74	-0.06	6.94
52	t	2-Chloronaphthalene	1.253	1.159	7.5	71	-0.06	7.09
53	t	Biphenyl	1.695	1.610	5.0	72	-0.06	7.06
54	t	2-Nitroaniline	0.347	0.377	-8.6	87	-0.06	7.24
55	t	Dimethylphthalate	1.357	1.316	3.0	73	-0.06	7.47
56	t	Acenaphthylene	2.024	1.940	4.2	71	-0.07	7.62
57	t	2,6-Dinitrotoluene	0.344	0.330	4.1	72	-0.06	7.56
58	t	3-Nitroaniline	0.384	0.360	6.3	69	-0.06	7.79
59	t	Acenaphthene	1.292	1.224	5.3	72	-0.07	7.86
60	t	2,4-Dinitrophenol	0.180	0.175	2.8	66	-0.05	7.96
61	t	4-Nitrophenol	0.164	0.174	-6.1	78	-0.04	8.11
62	t	Dibenzofuran	1.745	1.645	5.7	72	-0.07	8.10
63	t	2,4-Dinitrotoluene	0.457	0.449	1.8	72	-0.05	8.13
64		2,3,4,6-Tetrachlorophenol	0.284	0.293	-3.2	76	-0.06	8.31
65	t	Diethylphthalate	1.364	1.373	-0.7	76	-0.07	8.46
66	t	Fluorene	1.415	1.372	3.0	73	-0.07	8.59
67	t	4-Chlorophenyl-phenylethe	0.611	0.659	-7.9	81	-0.07	8.60
68	t	4-Nitroaniline	0.379	0.355	6.3	67	-0.06	8.67
69	I	Phenanthrene-d10	1.000	1.000	0.0	77	-0.07	9.99
70	t	4,6-Dinitro-2-methylpheno	0.153	0.136	11.1	67	-0.06	8.73
71	t	n-Nitrosodiphenylamine	0.626	0.548	12.5	72	-0.07	8.79
72	t	1,2-Diphenylhydrazine	0.792	0.778	1.8	80	-0.07	8.83
73	S	2,4,6-Tribromophenol	0.089	0.102	-14.6	92	-0.07	8.95
74	t	4-Bromophenyl-phenylether	0.208	0.217	-4.3	85	-0.07	9.32
75	t	Hexachlorobenzene	0.216	0.234	-8.3	91	-0.07	9.42
76	t	Pentachlorophenol	0.119	0.116	2.5	73	-0.07	9.74
77	t	Phenanthrene	1.260	1.129	10.4	74	-0.07	10.03
78	t	Anthracene	1.280	1.165	9.0	74	-0.07	10.11
79	t	Carbazole	1.228	1.079	12.1	72	-0.07	10.39
80	t	Di-n-butylphthalate	1.424	1.351	5.1	75	-0.07	10.98
81	t	Fluoranthene	1.259	1.184	6.0	77	-0.08	11.89
82	t	Octadecane	0.418	0.383	8.4	76	-0.07	9.92
83	I	Chrysene-d12	1.000	1.000	0.0	87	-0.07	14.18
84	t	Pyrene	1.419	1.208	14.9	78	-0.07	12.24
85	S	Terphenyl-d14	0.890	0.841	5.5	84	-0.08	12.54
86	t	Butylbenzylphthalate	0.687	0.585	14.8	75	-0.08	13.36
87		Butyl stearate	0.340	0.365	-7.4	74	-0.08	13.52
88	t	Benzo[a]anthracene	1.262	1.122	11.1	83	-0.08	14.17
89	t	3,3'-Dichlorobenzidine	0.442	0.434	1.8	86	-0.07	14.17
90	t	Chrysene	1.146	1.032	9.9	83	-0.08	14.22
91	t	bis(2-Ethylhexyl)phthalat	0.977	0.820	16.1	74	-0.08	14.31
92	I	Perylene-d12	1.000	1.000	0.0	83	-0.07	16.31
93	t	Di-n-octylphthalate	1.953	1.701	12.9	75	-0.09	15.30

Continuing Calibration Summary

Job Number: JB70128 **Sample:** E3E2691-CC2680
Account: LANGAN Langan Engineering & Environmental **Lab FileID:** 3E62821.D
Project: Carroll Gardens, 363-365 Bond Street, Brooklyn, NY

94	t	Benzo[b]fluoranthene	1.422	1.367	3.9	85	-0.07	15.79
95	t	Benzo[k]fluoranthene	1.354	1.333	1.6	89	-0.08	15.83
96	t	Benzo[a]pyrene	1.233	1.208	2.0	86	-0.07	16.23
97	t	Indeno[1,2,3-cd]pyrene	1.457	1.325	9.1	81	-0.10	17.86
98	t	Dibenz(a,h)acridine	1.091	0.991	9.2	81	-0.10	17.50
99	t	Dibenz[a,h]anthracene	1.221	1.126	7.8	82	-0.11	17.88

			True	Calc.	% Drift			
100	t	7,12-Dimethylbenz(a)anthr	50.000	47.500	5.0	82	-0.09	15.77

			AvgRF	CCRF	% Dev			
101	t	Benzo[g,h,i]perylene	1.164	1.044	10.3	81	-0.11	18.31

(#) = Out of Range SPCC's out = 0 CCC's out = 0
3E62578.D M3E2680.M Sat Jul 05 14:03:19 2014 MS3E

8.7.12

8

Continuing Calibration Summary

Job Number: JB70128 **Sample:** E3E2691-CC2647
Account: LANGAN Langan Engineering & Environmental **Lab FileID:** 3E62822.D
Project: Carroll Gardens, 363-365 Bond Street, Brooklyn, NY

Evaluate Continuing Calibration Report

Data File : C:\msdchem\1\DATA\E3e2691\3E62822.D Vial: 3
Acq On : 3 Jul 2014 11:14 pm Operator: ashleyd
Sample : cc2647-50 Inst : MS3E
Misc : op75684,e3e2691 Multiplr: 1.00
MS Integration Params: lscint.p

Method : C:\msdchem\1\METHODS\M3E2680.M (RTE Integrator)
Title : Semi Volatile GC/MS, rtx-5msi 30m x .25mm x .25MoSat Jul 05 13:17:34 2014
Last Update : Sat Jul 05 13:17:34 2014
Response via : Multiple Level Calibration

Min. RRF : 0.050 Min. Rel. Area : 50% Max. R.T. Dev 0.50min
Max. RRF Dev : 20% Max. Rel. Area : 200%

	Compound	AvgRF	CCRF	%Dev	Area%	Dev(min)	R.T.
102	1,4-Dichlorobenzene-d4a	1.000	1.000	0.0	131	0.00	4.67
103	Benzaldehyde	1.069	0.795	25.6#	92	0.00	4.35
104	Acenaphthene-d10a	1.000	1.000	0.0	140	0.00	7.81
105	1,2,4,5-Tetrachlorobenzen	0.486	0.522	-7.4	152	0.00	6.71
106	Phenanthrene-d10a	1.000	1.000	0.0	149	0.00	9.99
107	Atrazine	0.104	0.124	-19.2	164	0.00	9.63
108 s	o-Terphenyl	0.525	0.588	-12.0	159	0.00	10.62
109 s	1-Chlorooctadecane	0.327	0.253	22.6#	102	0.00	11.81
110 I	Chrysene-d12a	1.000	1.000	0.0	170	0.00	14.18
111 T	benzidine	0.736	0.511	30.6#	107	0.00	12.15
112 I	Naphthalene-d8a	1.000	1.000	0.0	125	0.00	5.75
113 T	Hydroquinone	0.303	0.318	-5.0	117	0.00	6.21

(#) = Out of Range SPCC's out = 0 CCC's out = 0
3E62578.D M3E2680.M Sat Jul 05 14:03:20 2014 MS3E

8.7.13

8

Initial Calibration Summary

Job Number: JB70128 **Sample:** EM4300-ICC4300
Account: LANGAN Langan Engineering & Environmental **Lab FileID:** M105039.D
Project: Carroll Gardens, 363-365 Bond Street, Brooklyn, NY

Response Factor Report Instrument #1

Method : C:\msdchem\1\METHODS\MM4300.M (RTE Integrator)
Title : Semi Volatile GC/MS, rtx-5ms 30mx0.25mmx0.25um
Last Update : Mon Jun 16 13:03:47 2014
Response via : Initial Calibration

Calibration Files
2 =m105043.D 5 =m105042.D 100 =m105036.D 50 =m105039.D
1 =m105037.D 10 =m105041.D 80 =m105038.D 25 =m105040.D

Compound	2	5	100	50	1	10	80	25	Avg	%RSD
1) I 1,4-Dichlorobenzene-d	ISTD									
2) 1,4-Dioxane	0.675	0.775	0.656	0.629	1.005	0.718	0.676	0.634	0.721	17.23
3) Pyridine	1.780	1.849	1.771	1.651	2.043	1.781	1.795	1.637	1.788	7.03
4) N-Nitrosodim	0.646	0.668	0.640	0.591	0.759	0.646	0.634	0.590	0.647	8.19
5) 2-Fluorophen	1.419	1.453	1.435	1.363	1.440	1.459	1.484	1.351	1.425	3.26
6) Indene	2.661	2.932	2.470	2.376	2.918	2.726	2.533	2.487	2.638	7.90
7) Cumene	3.955	4.041	3.614	3.447	4.032	3.892	3.637	3.601	3.777	6.05
8) Phenol-d5	1.842	1.951	1.835	1.697	2.028	1.930	1.862	1.710	1.857	6.15
9) Phenol	1.991	2.150	2.147	2.006	2.194	2.092	2.181	2.044	2.101	3.78
10) Aniline	2.487	2.635	2.313	2.083	2.842	2.550	2.372	2.240	2.440	9.83
11) bis(2-Chloro	1.488	1.569	1.389	1.304	1.610	1.491	1.416	1.354	1.452	7.28
12) 2-Chlorophen	1.607	1.680	1.541	1.447	1.596	1.634	1.567	1.484	1.569	4.91
13) Decane	1.258	1.268	1.051	1.052	1.328	1.222	1.090	1.091	1.170	9.46
14) 1,3-Dichloro	1.690	1.786	1.587	1.500	1.642	1.726	1.617	1.548	1.637	5.78
15) 1,4-Dichloro	1.685	1.859	1.616	1.547	1.901	1.779	1.621	1.603	1.702	7.63
16) Benzyl alcoh	1.004	1.137	1.057	0.965	1.193	1.116	1.061	1.002	1.067	7.27
17) 1,2-Dichloro	1.585	1.689	1.505	1.430	1.703	1.695	1.533	1.476	1.577	6.84
18) Acetophenone	2.279	2.444	2.053	1.972	2.445	2.367	2.101	2.057	2.215	8.63
19) 2-Methylphen	1.342	1.489	1.380	1.311	1.500	1.466	1.401	1.335	1.403	5.27
20) 2,2'-oxybis(	0.470	0.523	0.443	0.419	0.472	0.472	0.453	0.440	0.462	6.67
21) 3&4-Methylph	1.484	1.656	1.432	1.343	1.623	1.552	1.445	1.405	1.492	7.31
22) n-Nitroso-di	1.113	1.203	0.959	0.914	1.302	1.144	0.996	0.974	1.076	12.67
23) Hexachloroet	0.613	0.603	0.565	0.534	0.598	0.610	0.571	0.542	0.580	5.33
24) I Naphthalene-d8	ISTD									
25) Nitrobenzene	0.405	0.456	0.401	0.386	0.420	0.431	0.421	0.397	0.415	5.38
26) Nitrobenzene	0.465	0.499	0.445	0.430	0.481	0.496	0.465	0.457	0.467	5.13
27) Quinoline	0.819	0.894	0.822	0.794	0.925	0.863	0.843	0.802	0.845	5.44
28) Isophorone	0.798	0.870	0.768	0.743	0.864	0.849	0.800	0.765	0.807	6.03
29) 2-Nitropheno	0.200	0.210	0.217	0.216	0.186	0.217	0.227	0.216	0.211	5.92
30) 2,4-Dimethyl	0.433	0.434	0.411	0.384	0.450	0.430	0.425	0.387	0.419	5.56
31) Benzoic acid		0.202	0.321	0.292		0.241	0.330	0.273	0.277	17.70
32) bis(2-Chloro	0.451	0.486	0.432	0.423	0.512	0.485	0.451	0.434	0.459	6.89
33) 2,4-Dichloro	0.296	0.332	0.318	0.306	0.303	0.323	0.331	0.312	0.315	4.21
34) 2,6-Dichloro	0.318	0.343	0.309	0.300	0.325	0.329	0.319	0.304	0.319	4.47
35) 1,3,5-Trichl	0.422	0.434	0.366	0.366	0.400	0.414	0.381	0.384	0.396	6.51
36) 1,2,4-Trichl	0.380	0.404	0.352	0.348	0.390	0.388	0.363	0.354	0.372	5.60
37) 1,2,3-Trichl	0.387	0.398	0.358	0.348	0.422	0.388	0.365	0.357	0.378	6.66
38) Naphthalene	1.310	1.331	1.146	1.136	1.277	1.279	1.201	1.159	1.230	6.38
39) 4-Chloroanil	0.518	0.602	0.515	0.496	0.570	0.563	0.528	0.513	0.538	6.73
40) 2,3-Dichloro	0.399	0.441	0.395	0.384	0.424	0.431	0.411	0.388	0.409	5.11
41) Caprolactam	0.157	0.167	0.162	0.155	0.183	0.164	0.166	0.158	0.164	5.45
42) Hexachlorobu	0.223	0.241	0.201	0.199	0.219	0.214	0.207	0.206	0.214	6.48
43) 4-Chloro-3-m	0.340	0.395	0.367	0.348	0.362	0.378	0.381	0.353	0.365	5.09
44) 2-Methylnaph	0.706	0.719	0.647	0.629	0.725	0.696	0.666	0.639	0.678	5.59
45) 1-Methylnaph	0.804	0.861	0.738	0.713	0.821	0.799	0.764	0.737	0.780	6.43

8.7.14
8

Initial Calibration Summary

Job Number: JB70128 **Sample:** EM4300-ICC4300
Account: LANGAN Langan Engineering & Environmental **Lab FileID:** M105039.D
Project: Carroll Gardens, 363-365 Bond Street, Brooklyn, NY

```
46) Dimethylnaph 0.693 0.751 0.681 0.655 0.738 0.741 0.700 0.668 0.703   5.11

47) I   Acenaphthene-d10      ----------------ISTD---------------------
48) Hexachlorocy 0.286 0.329 0.374 0.357 0.277 0.360 0.386 0.352 0.340  11.70
49) 2,4,6-Trichl 0.379 0.415 0.382 0.364 0.394 0.409 0.392 0.369 0.388   4.66
50) 2,4,5-Trichl 0.400 0.450 0.423 0.398 0.407 0.446 0.430 0.409 0.420   4.79
51) 2-Fluorobiph 1.409 1.507 1.305 1.281 1.472 1.436 1.365 1.320 1.387   5.92
52) 2-Chloronaph 1.335 1.405 1.232 1.199 1.352 1.382 1.280 1.229 1.302   5.94
53) Biphenyl     1.654 1.753 1.535 1.511 1.783 1.715 1.605 1.545 1.637   6.41
54) 2-Nitroanili 0.309 0.372 0.369 0.352 0.324 0.376 0.388 0.357 0.356   7.58
55) Dimethylphth 1.426 1.483 1.328 1.278 1.441 1.401 1.370 1.301 1.379   5.23
56) Acenaphthyle 1.969 2.106 1.935 1.885 2.032 2.107 1.997 1.892 1.990   4.38
57) 2,6-Dinitrot 0.248 0.288 0.328 0.317 0.229 0.326 0.332 0.312 0.298  13.19
58) 3-Nitroanili 0.300 0.348 0.370 0.351 0.328 0.371 0.381 0.350 0.350   7.47
59) Acenaphthene 1.248 1.370 1.165 1.141 1.328 1.254 1.209 1.161 1.234   6.65
60) 2,4-Dinitrop       0.082 0.204 0.182       0.115 0.202 0.154 0.156  31.60
          ----- Quadratic regression -----              Coefficient =  0.9994
               Response Ratio = -0.03296 + 0.18069 *A + 0.00632 *A^2

61) 4-Nitropheno 0.164 0.176 0.210 0.194 0.154 0.197 0.209 0.192 0.187  10.92
62) Dibenzofuran 1.889 1.992 1.669 1.635 1.987 1.903 1.729 1.704 1.814   8.00
63) 2,4-Dinitrot 0.311 0.423 0.442 0.424 0.319 0.454 0.452 0.432 0.407  14.23
64) 2,3,4,6-Tetr 0.284 0.327 0.342 0.323 0.279 0.342 0.351 0.323 0.321   8.26
65) Diethylphtha 1.293 1.445 1.311 1.268 1.370 1.400 1.358 1.287 1.342   4.61
66) Fluorene     1.412 1.527 1.374 1.325 1.431 1.460 1.401 1.343 1.409   4.62
67) 4-Chlorophen 0.682 0.757 0.652 0.632 0.708 0.709 0.676 0.652 0.684   5.89
68) 4-Nitroanili 0.317 0.369 0.378 0.353 0.341 0.379 0.391 0.367 0.362   6.67

69) I   Phenanthrene-d10      ----------------ISTD---------------------
70) 4,6-Dinitro-             0.165 0.153       0.104 0.167 0.133 0.144  18.20
71) n-Nitrosodip 0.513 0.580 0.538 0.531 0.564 0.570 0.561 0.534 0.549   4.19
72) 1,2-Diphenyl 0.887 0.963 0.857 0.845 0.892 0.919 0.887 0.852 0.888   4.41
73) 2,4,6-Tribro 0.075 0.091 0.095 0.093 0.066 0.096 0.098 0.092 0.088  12.89
74) 4-Bromopheny 0.213 0.223 0.204 0.200 0.205 0.209 0.213 0.196 0.208   4.07
75) Hexachlorobe 0.228 0.256 0.217 0.212 0.223 0.237 0.225 0.217 0.227   6.16
76) Pentachlorop 0.106 0.131 0.154 0.149 0.111 0.146 0.160 0.148 0.138  14.52
77) Phenanthrene 1.229 1.276 1.164 1.132 1.321 1.235 1.195 1.165 1.215   5.20
78) Anthracene   1.169 1.294 1.197 1.151 1.169 1.281 1.227 1.180 1.208   4.45
79) Carbazole    1.096 1.203 1.142 1.090 1.212 1.153 1.161 1.120 1.147   3.93
80) Di-n-butylph 1.066 1.265 1.343 1.279 1.227 1.291 1.375 1.293 1.267   7.36
81) Fluoranthene 1.200 1.305 1.289 1.239 1.359 1.316 1.308 1.247 1.283   3.96
82) Octadecane   0.368 0.441 0.403 0.391 0.377 0.422 0.423 0.403 0.404   6.12

83) I   Chrysene-d12          ----------------ISTD---------------------
84) Pyrene       1.346 1.458 1.334 1.333 1.426 1.409 1.386 1.348 1.380   3.43
85) Butyl steara 0.183 0.263 0.299 0.300 0.247 0.286 0.306 0.289 0.272  15.13
86) Terphenyl-d1 0.854 0.927 0.887 0.885 0.892 0.918 0.927 0.881 0.896   2.87
87) Butylbenzylp 0.458 0.516 0.608 0.591 0.527 0.560 0.628 0.570 0.557   9.92
88) Benzo[a]anth 1.188 1.271 1.197 1.200 1.378 1.258 1.243 1.199 1.242   5.12
89) 3,3'-Dichlor 0.323 0.403 0.436 0.429 0.396 0.434 0.457 0.430 0.414   9.97
90) Chrysene     1.189 1.260 1.132 1.121 1.228 1.196 1.172 1.131 1.179   4.21
91) bis(2-Ethylh 0.536 0.707 0.835 0.817 0.665 0.763 0.854 0.781 0.745  14.22

92) I   Perylene-d12          ----------------ISTD---------------------
93) Di-n-octylph 0.855 1.302 1.839 1.576       1.448 1.822 1.491 1.476  22.77
          ----- Quadratic regression -----              Coefficient =  0.9990
               Response Ratio = -0.02613 + 1.43679 *A + 0.17290 *A^2

94) Benzo[b]fluo 1.257 1.462 1.443 1.297 1.621 1.475 1.482 1.312 1.419   8.56
95) Benzo[k]fluo 1.343 1.501 1.342 1.272 1.595 1.478 1.386 1.290 1.401   8.08
```

8.7.14

8

Initial Calibration Summary

Job Number: JB70128 **Sample:** EM4300-ICC4300
Account: LANGAN Langan Engineering & Environmental **Lab FileID:** M105039.D
Project: Carroll Gardens, 363-365 Bond Street, Brooklyn, NY

```
 96) Benzo[a]pyre 1.118 1.280 1.258 1.152 1.388 1.304 1.294 1.144 1.242   7.61
 97) Indeno[1,2,3 0.917 1.043 1.162 1.047 1.334 1.159 1.205 1.019 1.111  11.72
 98) Dibenz(a,h)a 0.836 1.031 1.076 0.977 0.984 1.079 1.115 0.956 1.007   8.85
 99) Dibenz[a,h]a 1.019 1.130 1.199 1.100 1.324 1.212 1.254 1.073 1.164   8.70
100) 7,12-Dimethy 0.498 0.645 0.719 0.643 0.603 0.695 0.731 0.624 0.645  11.60
101) Benzo[g,h,i] 1.010 1.145 1.148 1.030 1.210 1.213 1.193 1.032 1.123   7.64
 ---------------------------------------------------------------------------
 (#) = Out of Range  ###  Number of calibration levels exceeded format  ###

          MM4300.M          Mon Jun 16 13:15:50 2014   MSM
```

8.7.14

8

Initial Calibration Summary

Job Number: JB70128 **Sample:** EM4301-ICC4301
Account: LANGAN Langan Engineering & Environmental **Lab FileID:** M105048.D
Project: Carroll Gardens, 363-365 Bond Street, Brooklyn, NY

Response Factor Report Instrument #1

Method : C:\msdchem\1\METHODS\MM4300.M (RTE Integrator)
Title : Semi Volatile GC/MS, rtx-5ms 30mx0.25mmx0.25um
Last Update : Mon Jun 16 16:09:49 2014
Response via : Initial Calibration

Calibration Files
2 =m105052.D 5 =m105051.D 100 =m105046.D 50 =m105126.D
1 =m105053.D 10 =m105050.D 80 =m105047.D 25 =m105170.D

Compound	2	5	100	50	1	10	80	25	Avg	%RSD
102) I 1,4-Dichlorobenzene-d	ISTD									
103) Benzaldehyde	1.134	1.202	0.893	1.086	1.095	1.221	0.958	1.184	1.096	10.71
104) I Acenaphthene-d10a	ISTD									
105) 1,2,4,5-Tetr	0.640	0.630	0.572	0.596	0.630	0.620	0.577	0.591	0.607	4.28
106) Atrazine	0.147	0.196	0.213	0.210	0.165	0.212	0.214	0.203	0.195	13.00
107) I Chrysene-d12a	ISTD									
108) Benzidine	0.607		0.561		0.745	0.448	0.660	0.604		18.34
109) 1-chloroocta	0.188	0.238	0.263	0.268	0.177	0.268	0.270	0.267	0.242	15.89
110) I Phenanthrene-d10a	ISTD									
111) o-terphenyl	0.576	0.631	0.594	0.621	0.560	0.645	0.613	0.616	0.607	4.67

(#) = Out of Range ### Number of calibration levels exceeded format ###

MM4300.M Tue Jun 17 09:42:10 2014 MSM

8.7.15

8

Initial Calibration Verification

Job Number: JB70128 **Sample:** EM4301-ICV4300
Account: LANGAN Langan Engineering & Environmental **Lab FileID:** M105054.D
Project: Carroll Gardens, 363-365 Bond Street, Brooklyn, NY

Evaluate Continuing Calibration Report

Data File : C:\msdchem\1\DATA\em4301\m105054.D Vial: 10
Acq On : 12 Jun 2014 6:45 pm Operator: saumilp
Sample : ICV4300-50 Inst : Instrument #1
Misc : op73826,em4301 Multiplr: 1.00
MS Integration Params: RTEINT.P

Method : C:\msdchem\1\METHODS\MM4300.M (RTE Integrator)
Title : Semi Volatile GC/MS, rtx-5ms 30mx0.25mmx0.25um
Last Update : Fri Jun 13 08:41:49 2014
Response via : Multiple Level Calibration

Min. RRF : 0.050 Min. Rel. Area : 50% Max. R.T. Dev 0.50min
Max. RRF Dev : 30% Max. Rel. Area : 200%

		Compound	AvgRF	CCRF	%Dev	Area%	Dev(min)	R.T.
1	I	1,4-Dichlorobenzene-d4	1.000	1.000	0.0	84	0.00	4.90
3	t	Pyridine	1.788	1.453	18.7	74	-0.02	2.78
4	t	N-Nitrosodimethylamine	0.647	0.546	15.6	78	0.00	2.75
11	t	bis(2-Chloroethyl)ether	1.452	1.351	7.0	87	0.00	4.68
14	t	1,3-Dichlorobenzene	1.637	1.404	14.2	79	0.00	4.86
15	t	1,4-Dichlorobenzene	1.702	1.420	16.6	77	0.00	4.92
16	t	Benzyl alcohol	1.067	0.895	16.1	78	0.00	5.01
17	t	1,2-Dichlorobenzene	1.577	1.356	14.0	80	0.00	5.05
20	t	2,2'-oxybis(1-Chloropropa	0.462	0.429	7.1	86	0.00	5.12
22	t	n-Nitroso-di-n-propylamin	1.076	0.948	11.9	87	0.00	5.23
23	t	Hexachloroethane	0.580	0.508	12.4	80	0.00	5.34
24	I	Naphthalene-d8	1.000	1.000	0.0	85	0.00	6.09
26	t	Nitrobenzene	0.467	0.395	15.4	78	-0.11	5.39
28	t	Isophorone	0.807	0.674	16.5	77	0.00	5.60
32	t	bis(2-Chloroethoxy)methan	0.459	0.434	5.4	88	0.00	5.82
36	t	1,2,4-Trichlorobenzene	0.372	0.320	14.0	78	0.00	6.03
38	t	Naphthalene	1.230	1.038	15.6	78	0.00	6.11
42	t	Hexachlorobutadiene	0.214	0.188	12.1	80	0.00	6.25
44	t	2-Methylnaphthalene	0.678	0.575	15.2	78	0.00	6.94
47	I	Acenaphthene-d10	1.000	1.000	0.0	85	0.00	8.49
48	t	Hexachlorocyclopentadiene	0.340	0.278	18.2	66	0.00	7.17
52	t	2-Chloronaphthalene	1.302	1.121	13.9	79	0.00	7.62
54	t	2-Nitroaniline	0.356	0.320	10.1	77	0.00	7.78
55	t	Dimethylphthalate	1.379	1.227	11.0	81	0.00	8.09
56	t	Acenaphthylene	1.990	1.500	24.6	67	0.00	8.26
57	t	2,6-Dinitrotoluene	0.298	0.268	10.1	72	0.00	8.17
58	t	3-Nitroaniline	0.350	0.277	20.9	67	0.00	8.43
59	t	Acenaphthene	1.234	1.096	11.2	81	0.00	8.55
62	t	Dibenzofuran	1.814	1.569	13.5	81	0.00	8.84
63	t	2,4-Dinitrotoluene	0.407	0.337	17.2	67	0.00	8.83
65	t	Diethylphthalate	1.342	1.221	9.0	82	0.01	9.30
66	t	Fluorene	1.409	1.255	10.9	80	0.00	9.43
67	t	4-Chlorophenyl-phenylethe	0.684	0.633	7.5	85	0.00	9.46
68	t	4-Nitroaniline	0.362	0.322	11.0	77	0.02	9.48
69	I	Phenanthrene-d10	1.000	1.000	0.0	86	0.00	11.14
71	t	n-Nitrosodiphenylamine	0.549	0.509	7.3	82	0.00	9.67
72	t	1,2-Diphenylhydrazine	0.888	0.797	10.2	81	0.00	9.74
74	t	4-Bromophenyl-phenylether	0.208	0.199	4.3	86	0.00	10.35
75	t	Hexachlorobenzene	0.227	0.201	11.5	81	0.00	10.44

8.7.16

8

Initial Calibration Verification

Job Number: JB70128 **Sample:** EM4301-ICV4300
Account: LANGAN Langan Engineering & Environmental **Lab FileID:** M105054.D
Project: Carroll Gardens, 363-365 Bond Street, Brooklyn, NY

77	t	Phenanthrene	1.215	1.024	15.7	78	0.00	11.19
78	t	Anthracene	1.208	1.039	14.0	78	0.00	11.28
79	t	Carbazole	1.147	0.993	13.4	78	0.00	11.62
80	t	Di-n-butylphthalate	1.267	1.214	4.2	82	0.00	12.43
81	t	Fluoranthene	1.283	1.143	10.9	79	0.00	13.49
83	I	Chrysene-d12	1.000	1.000	0.0	91	0.00	16.33
84	t	Pyrene	1.380	1.171	15.1	80	0.01	13.92
87	t	Butylbenzylphthalate	0.557	0.528	5.2	81	0.00	15.38
88	t	Benzo[a]anthracene	1.242	1.055	15.1	80	0.00	16.31
90	t	Chrysene	1.179	1.063	9.8	86	0.06	16.38
91	t	bis(2-Ethylhexyl)phthalat	0.745	0.713	4.3	79	0.00	16.60
92	I	Perylene-d12	1.000	1.000	0.0	93	0.00	18.96
93	t	Di-n-octylphthalate	1.580	1.347	14.7	79	0.00	17.83
94	t	Benzo[b]fluoranthene	1.419	1.126	20.6	81	0.01	18.31
95	t	Benzo[k]fluoranthene	1.401	1.154	17.6	84	0.01	18.36
96	t	Benzo[a]pyrene	1.242	1.075	13.4	87	-0.10	18.86
97	t	Indeno[1,2,3-cd]pyrene	1.111	0.931	16.2	83	0.02	20.76
99	t	Dibenz[a,h]anthracene	1.164	1.002	13.9	85	0.02	20.82
101	t	Benzo[g,h,i]perylene	1.123	1.001	10.9	90	0.02	21.26

(#) = Out of Range SPCC's out = 0 CCC's out = 0
m105048.D MM4300.M Fri Jun 13 09:11:11 2014 MSM

8.7.16

8

Initial Calibration Verification

Job Number: JB70128 **Sample:** EM4301-ICV4301
Account: LANGAN Langan Engineering & Environmental **Lab FileID:** M105054A.D
Project: Carroll Gardens, 363-365 Bond Street, Brooklyn, NY

Evaluate Continuing Calibration Report

Data File : C:\msdchem\1\DATA\em4301\m105054a.D Vial: 10
Acq On : 12 Jun 2014 6:45 pm Operator: saumilp
Sample : ICV4301-50 Inst : Instrument #1
Misc : op73826,em4301 Multiplr: 1.00
MS Integration Params: RTEINT.P

Method : C:\msdchem\1\METHODS\MM4300.M (RTE Integrator)
Title : Semi Volatile GC/MS, rtx-5ms 30mx0.25mmx0.25um
Last Update : Fri Jun 13 08:41:49 2014
Response via : Multiple Level Calibration

Min. RRF : 0.050 Min. Rel. Area : 50% Max. R.T. Dev 0.50min
Max. RRF Dev : 30% Max. Rel. Area : 200%

	Compound	AvgRF	CCRF	%Dev	Area%	Dev(min)	R.T.
104 I	Acenaphthene-d10a	1.000	1.000	0.0	108	0.00	8.49
105 I	1,2,4,5-Tetrachlorobenzen	0.607	0.600	1.2	109	0.00	7.17

(#) = Out of Range SPCC's out = 0 CCC's out = 0
m105048.D MM4300.M Fri Jun 13 09:11:13 2014 MSM

8.7.17

8

Initial Calibration Verification

Job Number: JB70128 **Sample:** EM4301-ICV4301
Account: LANGAN Langan Engineering & Environmental **Lab FileID:** M105055A.D
Project: Carroll Gardens, 363-365 Bond Street, Brooklyn, NY

Evaluate Continuing Calibration Report

Data File : C:\msdchem\1\DATA\em4301\m105055a.D Vial: 11
Acq On : 12 Jun 2014 7:15 pm Operator: saumilp
Sample : ICV4301-50 Inst : Instrument #1
Misc : op73826,em4301 Multiplr: 1.00
MS Integration Params: RTEINT.P

Method : C:\msdchem\1\METHODS\MM4300.M (RTE Integrator)
Title : Semi Volatile GC/MS, rtx-5ms 30mx0.25mmx0.25um
Last Update : Fri Jun 13 08:41:49 2014
Response via : Multiple Level Calibration

Min. RRF : 0.050 Min. Rel. Area : 50% Max. R.T. Dev 0.50min
Max. RRF Dev : 30% Max. Rel. Area : 200%

	Compound	AvgRF	CCRF	%Dev	Area%	Dev(min)	R.T.
102 I	1,4-Dichlorobenzene-d4a	1.000	1.000	0.0	98	0.00	4.90
103 t	Benzaldehyde	1.096	1.199	-9.4	109	0.00	4.56
104 I	Acenaphthene-d10a	1.000	1.000	0.0	98	0.00	8.49
106 t	Atrazine	0.195	0.193	1.0	90	0.01	10.71

(#) = Out of Range SPCC's out = 0 CCC's out = 0
m105048.D MM4300.M Fri Jun 13 09:11:17 2014 MSM

8.7.18

8

Initial Calibration Verification

Job Number: JB70128 **Sample:** EM4301-ICV4300
Account: LANGAN Langan Engineering & Environmental **Lab FileID:** M105055.D
Project: Carroll Gardens, 363-365 Bond Street, Brooklyn, NY

Evaluate Continuing Calibration Report

Data File : C:\msdchem\1\DATA\em4301\m105055.D Vial: 11
Acq On : 12 Jun 2014 7:15 pm Operator: saumilp
Sample : ICV4300-50 Inst : Instrument #1
Misc : op73826,em4301 Multiplr: 1.00
MS Integration Params: RTEINT.P

Method : C:\msdchem\1\METHODS\MM4300.M (RTE Integrator)
Title : Semi Volatile GC/MS, rtx-5ms 30mx0.25mmx0.25um
Last Update : Fri Jun 13 08:41:49 2014
Response via : Multiple Level Calibration

Min. RRF : 0.050 Min. Rel. Area : 50% Max. R.T. Dev 0.50min
Max. RRF Dev : 30% Max. Rel. Area : 200%

		Compound	AvgRF	CCRF	%Dev	Area%	Dev(min)	R.T.
1	I	1,4-Dichlorobenzene-d4	1.000	1.000	0.0	78	0.00	4.90
2	t	1,4-Dioxane	0.721	0.580	19.6	72	0.00	2.47
6	t	Indene	2.638	2.369	10.2	78	0.21	5.12
7	t	Cumene	3.777	3.239	14.2	74	0.00	4.30
13	t	Decane	1.170	0.983	16.0	73	0.00	4.77
18	t	Acetophenone	2.215	1.981	10.6	79	0.00	5.23
24	I	Naphthalene-d8	1.000	1.000	0.0	79	0.00	6.09
27	t	Quinoline	0.845	0.728	13.8	72	0.00	6.48
40	t	2,3-Dichloroaniline	0.409	0.324	20.8	66	0.00	7.33
41	t	Caprolactam	0.164	0.135	17.7	69	-0.02	6.53
45	t	1-Methylnaphthalene	0.780	0.663	15.0	73	-0.10	7.08
46	t	Dimethylnaphthalene	0.703	0.605	13.9	73	0.00	7.83
47	I	Acenaphthene-d10	1.000	1.000	0.0	76	0.00	8.49
53	t	Biphenyl	1.637	1.436	12.3	73	0.00	7.60
69	I	Phenanthrene-d10	1.000	1.000	0.0	75	0.00	11.14
82	t	Octadecane	0.404	0.394	2.5	75	0.00	11.13
83	I	Chrysene-d12	1.000	1.000	0.0	79	0.00	16.32
92	I	Perylene-d12	1.000	1.000	0.0	75	0.00	18.95
100	t	7,12-Dimethylbenz(a)anthr	0.645	0.441	31.6#	52	0.00	18.32

(#) = Out of Range SPCC's out = 0 CCC's out = 0
m105048.D MM4300.M Fri Jun 13 09:11:15 2014 MSM

Initial Calibration Verification

Job Number: JB70128 **Sample:** EM4301-ICV4300
Account: LANGAN Langan Engineering & Environmental **Lab FileID:** M105056.D
Project: Carroll Gardens, 363-365 Bond Street, Brooklyn, NY

Evaluate Continuing Calibration Report

Data File : C:\msdchem\1\DATA\em4301\m105056.D Vial: 12
Acq On : 12 Jun 2014 7:44 pm Operator: saumilp
Sample : ICV4300-50 Inst : Instrument #1
Misc : op73826,em4301 Multiplr: 1.00
MS Integration Params: RTEINT.P

Method : C:\msdchem\1\METHODS\MM4300.M (RTE Integrator)
Title : Semi Volatile GC/MS, rtx-5ms 30mx0.25mmx0.25um
Last Update : Fri Jun 13 08:41:49 2014
Response via : Multiple Level Calibration

Min. RRF : 0.050 Min. Rel. Area : 50% Max. R.T. Dev 0.50min
Max. RRF Dev : 30% Max. Rel. Area : 200%

		Compound	AvgRF	CCRF	%Dev	Area%	Dev(min)	R.T.
1	I	1,4-Dichlorobenzene-d4	1.000	1.000	0.0	90	0.00	4.90
5	S	2-Fluorophenol	1.425	1.215	14.7	80	0.00	3.90
8	S	Phenol-d5	1.857	1.487	19.9	79	0.00	4.61
24	I	Naphthalene-d8	1.000	1.000	0.0	90	0.00	6.09
25	S	Nitrobenzene-d5	0.415	0.357	14.0	83	0.00	5.37
47	I	Acenaphthene-d10	1.000	1.000	0.0	87	0.00	8.49
51	S	2-Fluorobiphenyl	1.387	1.196	13.8	81	0.00	7.45
69	I	Phenanthrene-d10	1.000	1.000	0.0	86	0.00	11.13
73	S	2,4,6-Tribromophenol	0.088	0.078	11.4	72	0.00	9.85
83	I	Chrysene-d12	1.000	1.000	0.0	88	0.00	16.32
86	S	Terphenyl-d14	0.896	0.808	9.8	80	0.00	14.32

(#) = Out of Range SPCC's out = 0 CCC's out = 0
m105048.D MM4300.M Fri Jun 13 09:11:19 2014 MSM

8.7.20
8

Initial Calibration Verification

Job Number: JB70128 **Sample:** EM4301-ICV4300
Account: LANGAN Langan Engineering & Environmental **Lab FileID:** M105057.D
Project: Carroll Gardens, 363-365 Bond Street, Brooklyn, NY

Evaluate Continuing Calibration Report

Data File : C:\msdchem\1\DATA\em4301\m105057.D Vial: 13
Acq On : 12 Jun 2014 8:14 pm Operator: saumilp
Sample : ICV4300-50 Inst : Instrument #1
Misc : op73826,em4301 Multiplr: 1.00
MS Integration Params: RTEINT.P

Method : C:\msdchem\1\METHODS\MM4300.M (RTE Integrator)
Title : Semi Volatile GC/MS, rtx-5ms 30mx0.25mmx0.25um
Last Update : Fri Jun 13 08:41:49 2014
Response via : Multiple Level Calibration

Min. RRF : 0.050 Min. Rel. Area : 50% Max. R.T. Dev 0.50min
Max. RRF Dev : 30% Max. Rel. Area : 200%

		Compound	AvgRF	CCRF	%Dev	Area%	Dev(min)	R.T.
1	I	1,4-Dichlorobenzene-d4	1.000	1.000	0.0	121	0.00	4.90
10	t	Aniline	2.440	2.275	6.8	132	0.00	4.64
24	I	Naphthalene-d8	1.000	1.000	0.0	124	0.00	6.08
39	t	4-Chloroaniline	0.538	0.503	6.5	126	0.00	6.16

(#) = Out of Range SPCC's out = 0 CCC's out = 0
m105048.D MM4300.M Fri Jun 13 09:11:21 2014 MSM

8.7.21
8

Initial Calibration Verification

Job Number: JB70128 **Sample:** EM4301-ICV4300
Account: LANGAN Langan Engineering & Environmental **Lab FileID:** M105059.D
Project: Carroll Gardens, 363-365 Bond Street, Brooklyn, NY

Evaluate Continuing Calibration Report

Data File : C:\msdchem\1\DATA\em4301\m105059.D Vial: 15
Acq On : 12 Jun 2014 9:12 pm Operator: saumilp
Sample : ICV4300-50 Inst : Instrument #1
Misc : op73826,em4301 Multiplr: 1.00
MS Integration Params: RTEINT.P

Method : C:\msdchem\1\METHODS\MM4300.M (RTE Integrator)
Title : Semi Volatile GC/MS, rtx-5ms 30mx0.25mmx0.25um
Last Update : Fri Jun 13 08:41:49 2014
Response via : Multiple Level Calibration

Min. RRF : 0.050 Min. Rel. Area : 50% Max. R.T. Dev 0.50min
Max. RRF Dev : 30% Max. Rel. Area : 200%

	Compound	AvgRF	CCRF	%Dev	Area%	Dev(min)	R.T.
83 I	Chrysene-d12	1.000	1.000	0.0	131	0.00	16.33
89 t	3,3'-Dichlorobenzidine	0.414	0.370	10.6	113	0.00	16.33

(#) = Out of Range SPCC's out = 0 CCC's out = 0
m105048.D MM4300.M Fri Jun 13 09:11:23 2014 MSM

8.7.22
8

Initial Calibration Verification

Job Number: JB70128 **Sample:** EM4301-ICV4301
Account: LANGAN Langan Engineering & Environmental **Lab FileID:** M105059A.D
Project: Carroll Gardens, 363-365 Bond Street, Brooklyn, NY

Evaluate Continuing Calibration Report

```
  Data File : C:\msdchem\1\DATA\em4301\m105059a.D          Vial: 15
  Acq On    : 12 Jun 2014   9:12 pm                    Operator: saumilp
  Sample    : ICV4301-50                               Inst    : Instrument #1
  Misc      : op73826,em4301                           Multiplr: 1.00
  MS Integration Params: RTEINT.P

  Method       : C:\msdchem\1\METHODS\MM4300.M (RTE Integrator)
  Title        : Semi Volatile GC/MS, rtx-5ms 30mx0.25mmx0.25um
  Last Update  : Fri Jun 13 08:41:49 2014
  Response via : Multiple Level Calibration

  Min. RRF     :   0.050  Min. Rel. Area :  50%  Max. R.T. Dev  0.50min
  Max. RRF Dev :  30%     Max. Rel. Area : 200%
```

	Compound	AvgRF	CCRF	%Dev	Area%	Dev(min)	R.T.
107 I	Chrysene-d12a	1.000	1.000	0.0	154	0.00	16.33
108 t	Benzidine	0.604	0.703	-16.4	193	0.00	13.82

```
    (#) = Out of Range              SPCC's out = 0  CCC's out = 0
     m105048.D  MM4300.M         Fri Jun 13 09:11:25 2014   MSM
```

8.7.23

8

Initial Calibration Verification

Job Number: JB70128
Account: LANGAN Langan Engineering & Environmental
Project: Carroll Gardens, 363-365 Bond Street, Brooklyn, NY
Sample: EM4301-ICV4301
Lab FileID: M105060.D

Evaluate Continuing Calibration Report

```
  Data File : C:\msdchem\1\DATA\em4301\m105060.D          Vial: 16
  Acq On    : 12 Jun 2014   9:42 pm                   Operator: saumilp
  Sample    : ICV4301-50                              Inst    : Instrument #1
  Misc      : op73826,em4301                          Multiplr: 1.00
  MS Integration Params: RTEINT.P

  Method       : C:\msdchem\1\METHODS\MM4300.M (RTE Integrator)
  Title        : Semi Volatile GC/MS, rtx-5ms 30mx0.25mmx0.25um
  Last Update  : Mon Jun 16 13:03:47 2014
  Response via : Multiple Level Calibration

  Min. RRF     :   0.050  Min. Rel. Area :  50%  Max. R.T. Dev  0.50min
  Max. RRF Dev :  30%     Max. Rel. Area : 200%
```

	Compound	AvgRF	CCRF	%Dev	Area%	Dev(min)	R.T.
112 I	Naphthalene-d8a	1.000	1.000	0.0	129	0.00	6.08
113	hydroquinone	0.406	0.453	-11.6	135	0.00	6.54

```
    (#) = Out of Range              SPCC's out = 0  CCC's out = 0
     m105126.D  MM4300.M         Mon Jun 16 13:22:53 2014   MSM
```

8.7.24

8

Initial Calibration Verification

Job Number: JB70128 **Sample:** EM4302-ICV4300
Account: LANGAN Langan Engineering & Environmental **Lab FileID:** M105064.D
Project: Carroll Gardens, 363-365 Bond Street, Brooklyn, NY

Evaluate Continuing Calibration Report

Data File : C:\msdchem\1\DATA\em4302\m105064.D Vial: 2
Acq On : 13 Jun 2014 9:54 am Operator: saumilp
Sample : ICV4300-50 Inst : Instrument #1
Misc : op73826,em4302 Multiplr: 1.00
MS Integration Params: RTEINT.P

Method : C:\msdchem\1\METHODS\MM4300.M (RTE Integrator)
Title : Semi Volatile GC/MS, rtx-5ms 30mx0.25mmx0.25um
Last Update : Fri Jun 13 08:41:49 2014
Response via : Multiple Level Calibration

Min. RRF : 0.050 Min. Rel. Area : 50% Max. R.T. Dev 0.50min
Max. RRF Dev : 30% Max. Rel. Area : 200%

		Compound	AvgRF	CCRF	%Dev	Area%	Dev(min)	R.T.
1	I	1,4-Dichlorobenzene-d4	1.000	1.000	0.0	127	0.00	4.90
9	t	Phenol	2.101	1.888	10.1	119	0.00	4.62
12	t	2-Chlorophenol	1.569	1.519	3.2	133	0.00	4.74
19	t	2-Methylphenol	1.403	1.356	3.3	131	0.00	5.10
21	t	3&4-Methylphenol	1.492	1.418	5.0	134	0.00	5.22
24	I	Naphthalene-d8	1.000	1.000	0.0	123	0.00	6.08
29	t	2-Nitrophenol	0.211	0.208	1.4	119	0.00	5.69
30	t	2,4-Dimethylphenol	0.419	0.437	-4.3	140	0.00	5.72
31	t	Benzoic acid	0.277	0.257	7.2	109	0.05	5.82
33	t	2,4-Dichlorophenol	0.315	0.325	-3.2	131	0.00	5.92
34	t	2,6-Dichlorophenol	0.319	0.319	0.0	131	0.00	6.17
43	t	4-Chloro-3-methylphenol	0.365	0.370	-1.4	131	0.00	6.73
47	I	Acenaphthene-d10	1.000	1.000	0.0	120	0.00	8.49
49	t	2,4,6-Trichlorophenol	0.388	0.406	-4.6	135	0.00	7.33
50	t	2,4,5-Trichlorophenol	0.420	0.433	-3.1	131	0.00	7.37
		----------	True	Calc.	% Drift	----------		
60	t	2,4-Dinitrophenol	100.000	78.012	22.0	80	0.00	8.60
		----------	AvgRF	CCRF	% Dev	----------		
61	t	4-Nitrophenol	0.187	0.209	-11.8	130	0.00	8.73
64	t	2,3,4,6-Tetrachlorophenol	0.321	0.327	-1.9	122	0.00	9.05
69	I	Phenanthrene-d10	1.000	1.000	0.0	124	0.00	11.14
70	t	4,6-Dinitro-2-methylpheno	0.144	0.130	9.7	105	0.00	9.53
76	t	Pentachlorophenol	0.138	0.152	-10.1	126	0.00	10.81

(#) = Out of Range SPCC's out = 0 CCC's out = 0
m105048.D MM4300.M Fri Jun 13 10:23:05 2014 MSM

Continuing Calibration Summary

Job Number: JB70128 **Sample:** EM4338-CC4300
Account: LANGAN Langan Engineering & Environmental **Lab FileID:** M106085.D
Project: Carroll Gardens, 363-365 Bond Street, Brooklyn, NY

Evaluate Continuing Calibration Report

Data File : C:\msdchem\1\DATA\em4338\m106085.D Vial: 2
Acq On : 7 Jul 2014 8:32 am Operator: saumilp
Sample : cc4300-50 Inst : Instrument #1
Misc : op73826,em4338 Multiplr: 1.00
MS Integration Params: RTEINT.P

Method : C:\msdchem\1\METHODS\MM4300.M (RTE Integrator)
Title : Semi Volatile GC/MS, rtx-5ms 30mx0.25mmx0.25um
Last Update : Mon Jul 07 15:13:12 2014
Response via : Multiple Level Calibration

Min. RRF : 0.050 Min. Rel. Area : 50% Max. R.T. Dev 0.50min
Max. RRF Dev : 20% Max. Rel. Area : 200%

		Compound	AvgRF	CCRF	%Dev	Area%	Dev(min)	R.T.
1	I	1,4-Dichlorobenzene-d4	1.000	1.000	0.0	109	0.00	4.71
2	t	1,4-Dioxane	0.721	0.573	20.5#	99	0.00	2.24
3	t	Pyridine	1.788	1.549	13.4	102	0.00	2.57
4	t	N-Nitrosodimethylamine	0.647	0.619	4.3	114	0.00	2.54
5	S	2-Fluorophenol	1.425	1.309	8.1	104	0.00	3.76
6	t	Indene	2.638	2.381	9.7	109	0.00	4.91
7	t	Cumene	3.777	3.496	7.4	110	0.00	4.10
8	S	Phenol-d5	1.857	1.700	8.5	109	0.00	4.48
9	t	Phenol	2.101	1.865	11.2	101	0.00	4.49
10	t	Aniline	2.440	2.025	17.0	106	0.00	4.45
11	t	bis(2-Chloroethyl)ether	1.452	1.335	8.1	111	0.00	4.50
12	t	2-Chlorophenol	1.569	1.387	11.6	104	0.00	4.56
13	t	Decane	1.170	1.058	9.6	109	0.00	4.58
14	t	1,3-Dichlorobenzene	1.637	1.503	8.2	109	0.00	4.66
15	t	1,4-Dichlorobenzene	1.702	1.526	10.3	107	0.00	4.72
16	t	Benzyl alcohol	1.067	0.951	10.9	107	0.00	4.82
17	t	1,2-Dichlorobenzene	1.577	1.413	10.4	107	0.00	4.84
18	t	Acetophenone	2.215	2.032	8.3	112	0.00	5.03
19	t	2-Methylphenol	1.403	1.312	6.5	109	0.00	4.94
20	t	2,2'-oxybis(1-Chloropropa	0.462	0.441	4.5	114	0.00	4.92
21	t	3&4-Methylphenol	1.492	1.448	2.9	117	0.00	5.06
22	t	n-Nitroso-di-n-propylamin	1.076	1.074	0.2	128	0.00	5.03
23	t	Hexachloroethane	0.580	0.557	4.0	113	0.00	5.12
24	I	Naphthalene-d8	1.000	1.000	0.0	114	0.00	5.84
25	S	Nitrobenzene-d5	0.415	0.418	-0.7	124	0.00	5.16
26	t	Nitrobenzene	0.467	0.455	2.6	121	0.00	5.18
27	t	Quinoline	0.845	0.748	11.5	108	0.00	6.24
28	t	Isophorone	0.807	0.751	6.9	116	0.00	5.39
29	t	2-Nitrophenol	0.211	0.205	2.8	109	0.00	5.46
30	t	2,4-Dimethylphenol	0.419	0.368	12.2	110	0.00	5.52
31	t	Benzoic acid	0.277	0.246	11.2	97	0.00	5.65
32	t	bis(2-Chloroethoxy)methan	0.459	0.410	10.7	111	0.00	5.59
33	t	2,4-Dichlorophenol	0.315	0.311	1.3	116	0.00	5.73
34	t	2,6-Dichlorophenol	0.319	0.301	5.6	115	0.00	5.95
35	t	1,3,5-Trichlorobenzene	0.396	0.364	8.1	114	0.00	5.48
36	t	1,2,4-Trichlorobenzene	0.372	0.346	7.0	114	0.00	5.79
37	t	1,2,3-Trichlorobenzene	0.378	0.340	10.1	112	0.00	6.03
38	t	Naphthalene	1.230	1.067	13.3	107	0.00	5.87
39	t	4-Chloroaniline	0.538	0.455	15.4	105	0.00	5.93
40	t	2,3-Dichloroaniline	0.409	0.385	5.9	114	0.00	7.06
41	t	Caprolactam	0.164	0.150	8.5	111	0.00	6.34

Continuing Calibration Summary

Job Number: JB70128 **Sample:** EM4338-CC4300
Account: LANGAN Langan Engineering & Environmental **Lab FileID:** M106085.D
Project: Carroll Gardens, 363-365 Bond Street, Brooklyn, NY

42	t	Hexachlorobutadiene	0.214	0.184	14.0	106	0.00	6.00
43	t	4-Chloro-3-methylphenol	0.365	0.353	3.3	116	0.00	6.54
44	t	2-Methylnaphthalene	0.678	0.603	11.1	110	0.00	6.67
45	t	1-Methylnaphthalene	0.780	0.699	10.4	112	0.00	6.80
46	t	Dimethylnaphthalene	0.703	0.661	6.0	115	0.00	7.55
47	I	Acenaphthene-d10	1.000	1.000	0.0	121	0.00	8.19
48	t	Hexachlorocyclopentadiene	0.340	0.281	17.4	95	0.00	6.89
49	t	2,4,6-Trichlorophenol	0.388	0.360	7.2	119	0.00	7.08
50	t	2,4,5-Trichlorophenol	0.420	0.389	7.4	118	0.00	7.16
51	S	2-Fluorobiphenyl	1.387	1.227	11.5	115	0.00	7.17
52	t	2-Chloronaphthalene	1.302	1.099	15.6	110	0.00	7.34
53	t	Biphenyl	1.637	1.418	13.4	113	0.00	7.32
54	t	2-Nitroaniline	0.356	0.361	-1.4	123	0.00	7.51
55	t	Dimethylphthalate	1.379	1.254	9.1	118	0.00	7.80
56	t	Acenaphthylene	1.990	1.770	11.1	113	0.00	7.96
57	t	2,6-Dinitrotoluene	0.298	0.293	1.7	111	0.00	7.88
58	t	3-Nitroaniline	0.350	0.320	8.6	110	0.00	8.15
59	t	Acenaphthene	1.234	1.070	13.3	113	0.00	8.24
			True	Calc.	% Drift			
60	t	2,4-Dinitrophenol	100.000	82.702	17.3	98	0.00	8.33
			AvgRF	CCRF	% Dev			
61	t	4-Nitrophenol	0.187	0.191	-2.1	119	0.00	8.60
62	t	Dibenzofuran	1.814	1.567	13.6	116	0.00	8.53
63	t	2,4-Dinitrotoluene	0.407	0.414	-1.7	118	0.00	8.55
64	t	2,3,4,6-Tetrachlorophenol	0.321	0.289	10.0	108	0.00	8.78
65	t	Diethylphthalate	1.342	1.253	6.6	119	0.00	9.00
66	t	Fluorene	1.409	1.271	9.8	116	0.00	9.11
67	t	4-Chlorophenyl-phenylethe	0.684	0.605	11.5	115	0.00	9.15
68	t	4-Nitroaniline	0.362	0.325	10.2	111	0.00	9.20
69	I	Phenanthrene-d10	1.000	1.000	0.0	121	0.00	10.81
70	t	4,6-Dinitro-2-methylpheno	0.144	0.135	6.2	106	0.00	9.26
71	t	n-Nitrosodiphenylamine	0.549	0.516	6.0	117	0.00	9.36
72	t	1,2-Diphenylhydrazine	0.888	0.841	5.3	120	0.00	9.42
73	S	2,4,6-Tribromophenol	0.088	0.087	1.1	113	0.00	9.55
74	t	4-Bromophenyl-phenylether	0.208	0.179	13.9	108	0.00	10.02
75	t	Hexachlorobenzene	0.227	0.188	17.2	107	0.00	10.11
76	t	Pentachlorophenol	0.138	0.102	26.1#	83	0.00	10.52
77	t	Phenanthrene	1.215	1.088	10.5	116	0.00	10.85
78	t	Anthracene	1.208	1.105	8.5	116	0.00	10.95
79	t	Carbazole	1.147	1.051	8.4	116	0.00	11.30
80	t	Di-n-butylphthalate	1.267	1.291	-1.9	122	0.00	12.10
81	t	Fluoranthene	1.283	1.200	6.5	117	0.00	13.15
82	t	Octadecane	0.404	0.411	-1.7	126	0.00	10.80
83	I	Chrysene-d12	1.000	1.000	0.0	114	0.00	15.99
84	t	Pyrene	1.380	1.354	1.9	116	0.00	13.57
85		Butyl stearate	0.272	0.460	-69.1#	175	0.00	15.29
86	S	Terphenyl-d14	0.896	0.835	6.8	108	0.00	13.99
87	t	Butylbenzylphthalate	0.557	0.637	-14.4	123	0.00	15.04
88	t	Benzo[a]anthracene	1.242	1.155	7.0	110	0.00	15.97
89	t	3,3'-Dichlorobenzidine	0.414	0.384	7.2	102	0.00	16.00
90	t	Chrysene	1.179	1.083	8.1	110	0.00	16.04
91	t	bis(2-Ethylhexyl)phthalat	0.745	0.894	-20.0	125	0.00	16.26
92	I	Perylene-d12	1.000	1.000	0.0	110	0.00	18.61

Continuing Calibration Summary

Job Number: JB70128 **Sample:** EM4338-CC4300
Account: LANGAN Langan Engineering & Environmental **Lab FileID:** M106085.D
Project: Carroll Gardens, 363-365 Bond Street, Brooklyn, NY

			True	Calc.	% Drift			
93	t	Di-n-octylphthalate	50.000	54.995	-10.0	127	0.00	17.49
			AvgRF	CCRF	% Dev			
94	t	Benzo[b]fluoranthene	1.419	1.249	12.0	106	0.00	17.97
95	t	Benzo[k]fluoranthene	1.401	1.182	15.6	102	0.00	18.02
96	t	Benzo[a]pyrene	1.242	1.102	11.3	105	0.00	18.51
97	t	Indeno[1,2,3-cd]pyrene	1.111	1.021	8.1	107	0.00	20.34
98	t	Dibenz(a,h)acridine	1.007	0.933	7.3	105	0.00	19.97
99	t	Dibenz[a,h]anthracene	1.164	1.041	10.6	104	0.00	20.39
100	t	7,12-Dimethylbenz(a)anthr	0.645	0.604	6.4	103	0.00	17.98
101	t	Benzo[g,h,i]perylene	1.123	1.006	10.4	107	0.00	20.80

(#) = Out of Range SPCC's out = 0 CCC's out = 0
m106085.D MM4300.M Mon Jul 07 15:13:51 2014 MSM

8.7.26

8

Continuing Calibration Summary

Job Number: JB70128 **Sample:** EM4338-CC4301
Account: LANGAN Langan Engineering & Environmental **Lab FileID:** M106086.D
Project: Carroll Gardens, 363-365 Bond Street, Brooklyn, NY

Evaluate Continuing Calibration Report

Data File : C:\msdchem\1\DATA\em4338\m106086.D Vial: 3
Acq On : 7 Jul 2014 9:01 am Operator: saumilp
Sample : cc4301-50 Inst : Instrument #1
Misc : op73826,em4338 Multiplr: 1.00
MS Integration Params: RTEINT.P

Method : C:\msdchem\1\METHODS\MM4300.M (RTE Integrator)
Title : Semi Volatile GC/MS, rtx-5ms 30mx0.25mmx0.25um
Last Update : Mon Jul 07 15:13:12 2014
Response via : Multiple Level Calibration

Min. RRF : 0.050 Min. Rel. Area : 50% Max. R.T. Dev 0.50min
Max. RRF Dev : 20% Max. Rel. Area : 200%

		Compound	AvgRF	CCRF	%Dev	Area%	Dev(min)	R.T.
102	I	1,4-Dichlorobenzene-d4a	1.000	1.000	0.0	125	0.00	4.70
103	t	Benzaldehyde	1.096	1.119	-2.1	129	-0.12	4.38
104	I	Acenaphthene-d10a	1.000	1.000	0.0	133	0.00	8.19
105	I	1,2,4,5-Tetrachlorobenzen	0.607	0.571	5.9	127	-0.05	6.90
106	t	Atrazine	0.195	0.218	-11.8	138	-0.08	10.41
107	I	Chrysene-d12a	1.000	1.000	0.0	126	-0.01	15.98
108	t	Benzidine	0.604	0.440	27.2#	99	0.04	13.49
109	I	Naphthalene-d8a	1.000	1.000	0.0	127	0.00	5.84
110		hydroquinone	0.406	0.396	2.5	116	0.00	6.35

(#) = Out of Range SPCC's out = 0 CCC's out = 0
m106085.D MM4300.M Mon Jul 07 15:15:26 2014 MSM

8.7.27

8

Continuing Calibration Summary

Job Number: JB70128 **Sample:** EM4339-CC4300
Account: LANGAN Langan Engineering & Environmental **Lab FileID:** M106111.D
Project: Carroll Gardens, 363-365 Bond Street, Brooklyn, NY

Evaluate Continuing Calibration Report

Data File : C:\msdchem\1\DATA\em4339\m106111.D Vial: 2
Acq On : 7 Jul 2014 9:32 pm Operator: ashleyd
Sample : cc4300-25 Inst : Instrument #1
Misc : op73826,em4339 Multiplr: 1.00
MS Integration Params: RTEINT.P

Method : C:\msdchem\1\METHODS\MM4300.M (RTE Integrator)
Title : Semi Volatile GC/MS, rtx-5ms 30mx0.25mmx0.25um
Last Update : Tue Jul 08 10:40:11 2014
Response via : Multiple Level Calibration

Min. RRF : 0.050 Min. Rel. Area : 50% Max. R.T. Dev 0.50min
Max. RRF Dev : 20% Max. Rel. Area : 200%

		Compound	AvgRF	CCRF	%Dev	Area%	Dev(min)	R.T.
1	I	1,4-Dichlorobenzene-d4	1.000	1.000	0.0	141	0.00	4.70
2	t	1,4-Dioxane	0.721	0.595	17.5	133	0.00	2.25
3	t	Pyridine	1.788	1.591	11.0	137	0.00	2.58
4	t	N-Nitrosodimethylamine	0.647	0.615	4.9	147	0.00	2.55
5	S	2-Fluorophenol	1.425	1.359	4.6	142	0.00	3.76
6	t	Indene	2.638	2.617	0.8	149	0.00	4.90
7	t	Cumene	3.777	3.794	-0.5	149	0.00	4.10
8	S	Phenol-d5	1.857	1.826	1.7	151	0.00	4.47
9	t	Phenol	2.101	1.986	5.5	137	0.00	4.48
10	t	Aniline	2.440	2.263	7.3	143	0.00	4.45
11	t	bis(2-Chloroethyl)ether	1.452	1.457	-0.3	152	0.00	4.50
12	t	2-Chlorophenol	1.569	1.479	5.7	141	0.00	4.56
13	t	Decane	1.170	1.080	7.7	140	0.00	4.57
14	t	1,3-Dichlorobenzene	1.637	1.681	-2.7	153	0.00	4.66
15	t	1,4-Dichlorobenzene	1.702	1.689	0.8	149	0.00	4.71
16	t	Benzyl alcohol	1.067	1.065	0.2	150	0.00	4.82
17	t	1,2-Dichlorobenzene	1.577	1.601	-1.5	153	0.00	4.83
18	t	Acetophenone	2.215	2.182	1.5	150	0.00	5.02
19	t	2-Methylphenol	1.403	1.454	-3.6	154	0.00	4.93
20	t	2,2'-oxybis(1-Chloropropa	0.462	0.477	-3.2	153	0.00	4.91
21	t	3&4-Methylphenol	1.492	1.551	-4.0	156	0.00	5.06
22	t	n-Nitroso-di-n-propylamin	1.076	1.140	-5.9	165	0.00	5.02
23	t	Hexachloroethane	0.580	0.605	-4.3	158	0.00	5.11
24	I	Naphthalene-d8	1.000	1.000	0.0	152	0.00	5.84
25	S	Nitrobenzene-d5	0.415	0.451	-8.7	172	0.00	5.15
26	t	Nitrobenzene	0.467	0.483	-3.4	160	0.00	5.17
27	t	Quinoline	0.845	0.813	3.8	154	0.00	6.23
28	t	Isophorone	0.807	0.814	-0.9	161	0.00	5.38
29	t	2-Nitrophenol	0.211	0.219	-3.8	154	0.00	5.46
30	t	2,4-Dimethylphenol	0.419	0.400	4.5	157	0.00	5.52
31	t	Benzoic acid	0.277	0.256	7.6	142	0.00	5.63
32	t	bis(2-Chloroethoxy)methan	0.459	0.435	5.2	152	0.00	5.58
33	t	2,4-Dichlorophenol	0.315	0.343	-8.9	167	0.00	5.72
34	t	2,6-Dichlorophenol	0.319	0.324	-1.6	162	0.00	5.94
35	t	1,3,5-Trichlorobenzene	0.396	0.391	1.3	155	0.00	5.47
36	t	1,2,4-Trichlorobenzene	0.372	0.372	0.0	159	0.00	5.78
37	t	1,2,3-Trichlorobenzene	0.378	0.375	0.8	159	0.00	6.02
38	t	Naphthalene	1.230	1.166	5.2	152	0.00	5.86
39	t	4-Chloroaniline	0.538	0.501	6.9	148	0.00	5.92
40	t	2,3-Dichloroaniline	0.409	0.426	-4.2	167	0.00	7.05
41	t	Caprolactam	0.164	0.159	3.0	152	0.00	6.32

Continuing Calibration Summary

Job Number: JB70128 **Sample:** EM4339-CC4300
Account: LANGAN Langan Engineering & Environmental **Lab FileID:** M106111.D
Project: Carroll Gardens, 363-365 Bond Street, Brooklyn, NY

42	t	Hexachlorobutadiene	0.214	0.209	2.3	154	0.00	6.00
43	t	4-Chloro-3-methylphenol	0.365	0.386	-5.8	166	0.00	6.53
44	t	2-Methylnaphthalene	0.678	0.661	2.5	157	0.00	6.66
45	t	1-Methylnaphthalene	0.780	0.761	2.4	157	0.00	6.79
46	t	Dimethylnaphthalene	0.703	0.721	-2.6	164	0.00	7.54
47	I	Acenaphthene-d10	1.000	1.000	0.0	164	0.00	8.18
48	t	Hexachlorocyclopentadiene	0.340	0.294	13.5	137	0.00	6.88
49	t	2,4,6-Trichlorophenol	0.388	0.394	-1.5	174	0.00	7.07
50	t	2,4,5-Trichlorophenol	0.420	0.421	-0.2	168	0.00	7.16
51	S	2-Fluorobiphenyl	1.387	1.308	5.7	162	0.00	7.17
52	t	2-Chloronaphthalene	1.302	1.163	10.7	155	0.00	7.33
53	t	Biphenyl	1.637	1.507	7.9	160	0.00	7.31
54	t	2-Nitroaniline	0.356	0.385	-8.1	177	0.00	7.50
55	t	Dimethylphthalate	1.379	1.365	1.0	172	0.00	7.79
56	t	Acenaphthylene	1.990	1.876	5.7	162	0.00	7.95
57	t	2,6-Dinitrotoluene	0.298	0.323	-8.4	169	0.00	7.88
58	t	3-Nitroaniline	0.350	0.344	1.7	161	0.00	8.14
59	t	Acenaphthene	1.234	1.139	7.7	160	0.00	8.23
			True	Calc.	% Drift			
60	t	2,4-Dinitrophenol	50.000	41.893	16.2	138	0.00	8.32
			AvgRF	CCRF	% Dev			
61	t	4-Nitrophenol	0.187	0.186	0.5	158	0.00	8.59
62	t	Dibenzofuran	1.814	1.690	6.8	162	0.00	8.52
63	t	2,4-Dinitrotoluene	0.407	0.448	-10.1	170	0.00	8.53
64	t	2,3,4,6-Tetrachlorophenol	0.321	0.315	1.9	160	0.00	8.77
65	t	Diethylphthalate	1.342	1.352	-0.7	172	0.00	8.98
66	t	Fluorene	1.409	1.387	1.6	169	0.00	9.11
67	t	4-Chlorophenyl-phenylethe	0.684	0.661	3.4	166	0.00	9.13
68	t	4-Nitroaniline	0.362	0.337	6.9	150	0.00	9.19
69	I	Phenanthrene-d10	1.000	1.000	0.0	166	0.00	10.80
70	t	4,6-Dinitro-2-methylpheno	0.144	0.135	6.2	169	0.00	9.25
71	t	n-Nitrosodiphenylamine	0.549	0.544	0.9	169	0.00	9.36
72	t	1,2-Diphenylhydrazine	0.888	0.856	3.6	167	0.00	9.42
73	S	2,4,6-Tribromophenol	0.088	0.090	-2.3	163	0.00	9.54
74	t	4-Bromophenyl-phenylether	0.208	0.183	12.0	155	0.00	10.01
75	t	Hexachlorobenzene	0.227	0.203	10.6	155	0.00	10.10
76	t	Pentachlorophenol	0.138	0.109	21.0#	123	0.00	10.51
77	t	Phenanthrene	1.215	1.147	5.6	163	0.00	10.84
78	t	Anthracene	1.208	1.201	0.6	169	0.00	10.94
79	t	Carbazole	1.147	1.131	1.4	168	0.00	11.30
80	t	Di-n-butylphthalate	1.267	1.344	-6.1	173	0.00	12.09
81	t	Fluoranthene	1.283	1.275	0.6	170	0.00	13.13
82	t	Octadecane	0.404	0.416	-3.0	172	0.00	10.79
83	I	Chrysene-d12	1.000	1.000	0.0	149	0.00	15.98
84	t	Pyrene	1.380	1.499	-8.6	165	0.00	13.56
85		Butyl stearate	0.272	0.478	-75.7#	246#	0.00	15.27
86	S	Terphenyl-d14	0.896	0.897	-0.1	151	0.00	13.97
87	t	Butylbenzylphthalate	0.557	0.686	-23.2#	179	0.00	15.03
88	t	Benzo[a]anthracene	1.242	1.216	2.1	151	0.00	15.95
89	t	3,3'-Dichlorobenzidine	0.414	0.416	-0.5	144	0.00	15.98
90	t	Chrysene	1.179	1.143	3.1	150	0.00	16.02
91	t	bis(2-Ethylhexyl)phthalat	0.745	0.959	-28.7#	182	0.00	16.24
92	I	Perylene-d12	1.000	1.000	0.0	137	0.00	18.59

Continuing Calibration Summary

Job Number: JB70128 **Sample:** EM4339-CC4300
Account: LANGAN Langan Engineering & Environmental **Lab FileID:** M106111.D
Project: Carroll Gardens, 363-365 Bond Street, Brooklyn, NY

			True	Calc.	% Drift			
93	t	Di-n-octylphthalate	25.000	32.573	-30.3#	185	0.00	17.47

			AvgRF	CCRF	% Dev			
94	t	Benzo[b]fluoranthene	1.419	1.358	4.3	142	0.00	17.95
95	t	Benzo[k]fluoranthene	1.401	1.320	5.8	140	0.00	18.00
96	t	Benzo[a]pyrene	1.242	1.210	2.6	145	0.00	18.49
97	t	Indeno[1,2,3-cd]pyrene	1.111	1.060	4.6	142	0.00	20.31
98	t	Dibenz(a,h)acridine	1.007	0.980	2.7	140	0.00	19.95
99	t	Dibenz[a,h]anthracene	1.164	1.096	5.8	140	0.00	20.36
100	t	7,12-Dimethylbenz(a)anthr	0.645	0.636	1.4	140	0.00	17.96
101	t	Benzo[g,h,i]perylene	1.123	1.049	6.6	139	0.00	20.77

(#) = Out of Range SPCC's out = 0 CCC's out = 0
m106111.D MM4300.M Tue Jul 08 10:40:54 2014 MSM

8.7.28

8

Continuing Calibration Summary

Job Number: JB70128 **Sample:** EM4339-CC4301
Account: LANGAN Langan Engineering & Environmental **Lab FileID:** M106112.D
Project: Carroll Gardens, 363-365 Bond Street, Brooklyn, NY

Evaluate Continuing Calibration Report

Data File : C:\msdchem\1\DATA\em4339\m106112.D Vial: 3
Acq On : 7 Jul 2014 10:06 pm Operator: ashleyd
Sample : cc4301-25 Inst : Instrument #1
Misc : op73826,em4339 Multiplr: 1.00
MS Integration Params: RTEINT.P

Method : C:\msdchem\1\METHODS\MM4300.M (RTE Integrator)
Title : Semi Volatile GC/MS, rtx-5ms 30mx0.25mmx0.25um
Last Update : Tue Jul 08 10:40:11 2014
Response via : Multiple Level Calibration

Min. RRF : 0.050 Min. Rel. Area : 50% Max. R.T. Dev 0.50min
Max. RRF Dev : 20% Max. Rel. Area : 200%

		Compound	AvgRF	CCRF	%Dev	Area%	Dev(min)	R.T.
102	I	1,4-Dichlorobenzene-d4a	1.000	1.000	0.0	154	0.00	4.70
103	t	Benzaldehyde	1.096	1.211	-10.5	158	-0.11	4.37
104	I	Acenaphthene-d10a	1.000	1.000	0.0	163	0.00	8.18
105	I	1,2,4,5-Tetrachlorobenzen	0.607	0.612	-0.8	168	-0.06	6.89
106	t	Atrazine	0.195	0.231	-18.5	185	-0.04	10.40
107	I	Chrysene-d12a	1.000	1.000	0.0	157	0.00	15.97
108	t	Benzidine	0.604	0.632	-4.6	150	0.06	13.48
109	I	Naphthalene-d8a	1.000	1.000	0.0	161	0.00	5.84
110		hydroquinone	0.406	0.422	-3.9	163	-0.13	6.34

(#) = Out of Range SPCC's out = 0 CCC's out = 0
m106111.D MM4300.M Tue Jul 08 10:42:11 2014 MSM

8.7.29

8

Initial Calibration Summary

Job Number: JB70128 **Sample:** EP3684-ICC3684
Account: LANGAN Langan Engineering & Environmental **Lab FileID:** P86527.D
Project: Carroll Gardens, 363-365 Bond Street, Brooklyn, NY

Response Factor Report MSP

Method : C:\MSDCHEM\1\METHODS\MP3684.M (RTE Integrator)
Title : Semi Volatile Extractables by GC/MS
Last Update : Mon Jun 23 08:47:16 2014
Response via : Initial Calibration

Calibration Files
2 =P86526.D 5 =P86528.D 25 =P86529.D 80 =P86525.D
100 =P86523.D 50 =P86527.D 10 =P86530.D 1 =P86524.D

Compound	2	5	25	80	100	50	10	1	Avg	%RSD
1) I 1,4-Dichlorobenzene-d	ISTD									
2) 1,4-Dioxane	0.722	0.699	0.691	0.667	0.658	0.693	0.683	0.680	0.687	2.89
3) Pyridine	1.754	1.802	1.775	1.652	1.604	1.741	1.788	1.730	1.731	3.97
4) N-Nitrosodim	0.592	0.587	0.587	0.567	0.568	0.598	0.587	0.580	0.583	1.89
5) 2-Fluorophen	1.543	1.560	1.599	1.455	1.433	1.562	1.606	1.448	1.526	4.58
6) Indene	2.614	2.606	2.349	1.868	1.772	2.140	2.529	2.665	2.318	15.20
7) Cumene	3.794	3.838	3.621	3.023	2.931	3.379	3.772	3.777	3.517	10.37
8) Phenol-d5	1.885	2.001	1.918	1.711	1.699	1.853	1.968	1.820	1.857	5.94
9) Phenol	2.064	2.067	1.965	1.668	1.618	1.839	2.054	1.958	1.904	9.37
10) Aniline	2.595	2.616	2.436	2.054	2.008	2.286	2.543	2.483	2.378	10.00
11) bis(2-Chloro	1.568	1.546	1.430	1.243	1.224	1.346	1.490	1.497	1.418	9.39
12) 2-Chlorophen	1.578	1.587	1.469	1.237	1.189	1.375	1.544	1.583	1.445	11.13
13) Decane	1.552	1.543	1.369	1.110	1.063	1.243	1.460	1.575	1.364	14.94
14) 1,3-Dichloro	1.806	1.778	1.671	1.439	1.400	1.553	1.691	1.714	1.631	9.28
15) 1,4-Dichloro	1.774	1.722	1.598	1.382	1.328	1.507	1.676	1.724	1.589	10.51
16) Benzyl alcoh	0.931	1.028	1.037	0.931	0.916	0.979	1.006	0.937	0.970	4.97
17) 1,2-Dichloro	1.680	1.679	1.532	1.248	1.192	1.391	1.600	1.673	1.499	13.24
18) Acetophenone	2.140	2.145	1.896	1.476	1.415	1.682	2.064	2.106	1.866	16.21
19) 2-Methylphen	1.433	1.462	1.419	1.258	1.216	1.360	1.454	1.408	1.376	6.69
20) 2,2'-oxybis(	0.497	0.465	0.440	0.367	0.351	0.402	0.477		0.428	13.11
21) 3&4-Methylph	1.465	1.546	1.467	1.164	1.099	1.333	1.533	1.406	1.377	12.08
22) n-Nitroso-di	1.020	0.993	0.875	0.734	0.722	0.803	0.945	1.002	0.887	13.71
23) Hexachloroet	0.599	0.620	0.583	0.528	0.526	0.563	0.594	0.561	0.572	5.87
24) I Naphthalene-d8	ISTD									
25) Nitrobenzene	0.401	0.405	0.385	0.354	0.350	0.377	0.392	0.382	0.381	5.26
26) Nitrobenzene	0.421	0.423	0.399	0.350	0.339	0.377	0.416	0.429	0.394	8.86
27) Quinoline	0.810	0.821	0.784	0.713	0.707	0.755	0.811	0.785	0.773	5.72
28) Isophorone	0.772	0.771	0.736	0.656	0.648	0.701	0.759	0.721	0.721	6.76
29) 2-Nitropheno	0.200	0.210	0.217	0.200	0.197	0.212	0.215	0.194	0.206	4.30
30) 2,4-Dimethyl	0.351	0.375	0.365	0.318	0.312	0.351	0.367	0.339	0.347	6.65
31) Benzoic acid			0.250	0.295	0.300	0.283	0.213		0.268	13.60
32) bis(2-Chloro	0.467	0.460	0.430	0.382	0.376	0.411	0.458	0.460	0.431	8.60
33) 2,4-Dichloro	0.318	0.333	0.327	0.295	0.287	0.316	0.335	0.303	0.314	5.64
34) 2,6-Dichloro	0.319	0.322	0.309	0.265	0.254	0.288	0.319	0.297	0.297	8.81
35) 1,3,5-Trichl	0.420	0.411	0.376	0.314	0.302	0.349	0.401	0.402	0.372	12.18
36) 1,2,4-Trichl	0.398	0.386	0.360	0.313	0.303	0.337	0.375	0.386	0.357	10.06
37) 1,2,3-Trichl	0.385	0.370	0.342	0.286	0.275	0.317	0.363	0.370	0.339	12.29
38) Naphthalene	1.212	1.190	1.078	0.896	0.859	0.998	1.144	1.198	1.072	13.01
39) 4-Chloroanil	0.473	0.504	0.480	0.402	0.385	0.446	0.491	0.471	0.457	9.33
40) 2,3-Dichloro	0.426	0.429	0.384	0.324	0.316	0.359	0.405	0.407	0.381	11.54
41) Caprolactam	0.159	0.170	0.164	0.162	0.165	0.167	0.169	0.154	0.164	3.18
42) Hexachlorobu	0.194	0.191	0.182	0.163	0.159	0.177	0.191	0.197	0.182	7.94
43) 4-Chloro-3-m	0.300	0.333	0.328	0.303	0.300	0.322	0.333	0.282	0.313	6.04
44) 2-Methylnaph	0.687	0.674	0.636	0.529	0.508	0.590	0.668	0.667	0.620	11.20
45) 1-Methylnaph	0.786	0.797	0.740	0.619	0.602	0.687	0.790	0.799	0.727	11.21

8.7.30

8

Initial Calibration Summary

Job Number: JB70128 **Sample:** EP3684-ICC3684
Account: LANGAN Langan Engineering & Environmental **Lab FileID:** P86527.D
Project: Carroll Gardens, 363-365 Bond Street, Brooklyn, NY

46)	Dimethylnaph	0.716	0.718	0.667	0.562	0.536	0.624	0.703	0.705	0.654	11.02
47)	I Acenaphthene-d10	ISTD									
48)	Hexachlorocy	0.273	0.300	0.330	0.293	0.289	0.319	0.321	0.251	0.297	8.94
49)	2,4,6-Trichl	0.351	0.372	0.368	0.306	0.298	0.344	0.372	0.324	0.342	8.68
50)	2,4,5-Trichl	0.376	0.414	0.409	0.363	0.351	0.397	0.419	0.351	0.385	7.31
51)	2-Fluorobiph	1.415	1.389	1.293	1.060	1.026	1.177	1.330	1.347	1.255	11.87
52)	2-Chloronaph	1.252	1.256	1.137	0.914	0.888	1.032	1.195	1.233	1.113	13.50
53)	Biphenyl	1.723	1.698	1.562	1.243	1.189	1.398	1.622	1.656	1.511	13.79
54)	2-Nitroanili	0.303	0.312	0.332	0.307	0.307	0.322	0.320	0.268	0.309	6.18
55)	Dimethylphth	1.351	1.302	1.254	1.123	1.094	1.205	1.278	1.312	1.240	7.42
56)	Acenaphthyle	1.966	1.956	1.849	1.550	1.469	1.700	1.895	1.846	1.779	10.49
57)	2,6-Dinitrot	0.249	0.284	0.303	0.276	0.273	0.291	0.288	0.236	0.275	8.10
58)	3-Nitroanili	0.316	0.347	0.383	0.353	0.343	0.367	0.362	0.286	0.345	8.89
59)	Acenaphthene	1.248	1.216	1.135	0.943	0.909	1.040	1.169	1.251	1.114	12.11
60)	2,4-Dinitrop		0.056	0.141	0.166	0.168	0.165	0.097		0.132	34.96
	----- Linear regression ----- Coefficient = 0.9997										
	Response Ratio = -0.03550 + 0.17549 *A										
61)	4-Nitropheno	0.099	0.123	0.159	0.156	0.160	0.159	0.146		0.143	16.22
62)	Dibenzofuran	1.733	1.734	1.583	1.255	1.182	1.420	1.667	1.726	1.538	14.57
63)	2,4-Dinitrot	0.327	0.378	0.398	0.338	0.325	0.372	0.390	0.308	0.354	9.56
64)	2,3,4,6-Tetr	0.252	0.292	0.328	0.306	0.304	0.328	0.313	0.248	0.296	10.48
65)	Diethylphtha	1.216	1.260	1.206	1.047	1.010	1.131	1.217	1.185	1.159	7.67
66)	Fluorene	1.342	1.415	1.284	1.003	0.968	1.151	1.336	1.320	1.227	13.61
67)	4-Chlorophen	0.657	0.665	0.602	0.472	0.457	0.535	0.630	0.680	0.587	15.04
68)	4-Nitroanili	0.327	0.366	0.367	0.324	0.326	0.361	0.359	0.304	0.342	7.07
69)	I Phenanthrene-d10	ISTD									
70)	4,6-Dinitro-		0.137	0.148	0.146	0.147	0.110			0.138	11.57
71)	n-Nitrosodip	0.573	0.591	0.548	0.476	0.461	0.517	0.576	0.527	0.534	8.88
72)	1,2-Diphenyl	0.853	0.862	0.791	0.654	0.633	0.726	0.830	0.832	0.773	11.71
73)	2,4,6-Tribro	0.074	0.095	0.097	0.091	0.091	0.095	0.093		0.091	8.56
74)	4-Bromopheny	0.213	0.231	0.224	0.200	0.194	0.214	0.226	0.217	0.215	5.92
75)	Hexachlorobe	0.238	0.239	0.226	0.194	0.187	0.213	0.233	0.217	0.218	9.01
76)	Pentachlorop	0.100	0.126	0.149	0.131	0.131	0.144	0.141	0.082	0.126	18.42
77)	Phenanthrene	1.250	1.242	1.135	0.948	0.906	1.049	1.210	1.283	1.128	12.81
78)	Anthracene	1.244	1.288	1.192	0.973	0.942	1.093	1.238	1.150	1.140	11.22
79)	Carbazole	1.147	1.200	1.139	0.964	0.931	1.066	1.173	1.110	1.091	8.96
80)	Di-n-butylph	1.237	1.310	1.289	1.119	1.078	1.230	1.308	1.168	1.217	7.22
81)	Fluoranthene	1.317	1.372	1.318	1.123	1.096	1.247	1.361	1.266	1.263	8.21
82)	Octadecane	0.507	0.533	0.517	0.418	0.402	0.472	0.537	0.484	0.484	10.46
83)	I Chrysene-d12	ISTD									
84)	Pyrene	1.435	1.481	1.407	1.261	1.233	1.364	1.423	1.333	1.367	6.36
85)	Terphenyl-d1	0.880	0.887	0.878	0.806	0.800	0.866	0.866	0.817	0.850	4.24
86)	Butylbenzylp	0.522	0.552	0.595	0.577	0.571	0.614	0.564	0.496	0.561	6.78
87)	Butyl steara	0.472	0.514	0.522	0.436	0.427	0.490	0.524	0.436	0.477	8.57
88)	Benzo[a]anth	1.261	1.211	1.165	1.023	1.012	1.110	1.172	1.274	1.153	8.61
89)	3,3'-Dichlor	0.417	0.435	0.445	0.396	0.397	0.434	0.440	0.423	0.424	4.46
90)	Chrysene	1.129	1.144	1.098	1.009	0.993	1.074	1.113	1.121	1.085	5.16
91)	bis(2-Ethylh	0.669	0.732	0.778	0.729	0.714	0.788	0.751	0.636	0.725	7.12
92)	I Perylene-d12	ISTD									
93)	Di-n-octylph	1.235	1.345	1.502	1.357	1.290	1.492	1.408	1.127	1.344	9.46
94)	Benzo[b]fluo	1.232	1.280	1.207	1.083	1.049	1.158	1.246	1.261	1.190	7.14
95)	Benzo[k]fluo	1.281	1.306	1.220	0.999	0.955	1.122	1.308	1.301	1.187	12.16
96)	Benzo[a]pyre	1.088	1.117	1.151	1.021	1.009	1.112	1.129	1.153	1.097	5.02
97)	Indeno[1,2,3	1.230	1.237	1.284	1.199	1.177	1.271	1.248	1.352	1.250	4.34
98)	Dibenz(a,h)a	0.860	0.885	0.943	0.907	0.883	0.952	0.890	0.890	0.901	3.51

8.7.30

8

Initial Calibration Summary

Job Number: JB70128 **Sample:** EP3684-ICC3684
Account: LANGAN Langan Engineering & Environmental **Lab FileID:** P86527.D
Project: Carroll Gardens, 363-365 Bond Street, Brooklyn, NY

```
 99) Dibenz[a,h]a 0.987 1.026 1.065 0.973 0.942 1.039 1.032 1.104 1.021   5.10
100) 7,12-Dimethy 0.568 0.584 0.576 0.490 0.483 0.542 0.570 0.553 0.546   7.13
101) Benzo[g,h,i] 1.015 1.033 1.067 1.009 0.996 1.053 1.038 1.193 1.050   5.91

 ---------------------------------------------------------------------------
 (#) = Out of Range  ###  Number of calibration levels exceeded format  ###

          MP3684.M          Thu Jun 26 18:57:07 2014
```

8.7.30

8

Initial Calibration Summary

Job Number: JB70128 **Sample:** EP3685-ICC3685
Account: LANGAN Langan Engineering & Environmental **Lab FileID:** P86534.D
Project: Carroll Gardens, 363-365 Bond Street, Brooklyn, NY

Response Factor Report MSP

Method : C:\MSDCHEM\1\METHODS\MP3684.M (RTE Integrator)
Title : Semi Volatile Extractables by GC/MS
Last Update : Mon Jun 23 08:47:16 2014
Response via : Initial Calibration

Calibration Files
2 =P86538.D 5 =P86537.D 25 =P86535.D 80 =P86533.D
100 =P86532.D 50 =P86534.D 10 =P86536.D 1 =P86539.D

Compound	2	5	25	80	100	50	10	1	Avg	%RSD
102) I 1,4-Dichlorobenzene-d	ISTD									
103) Benzaldehyde	1.535	1.324	1.248	1.109	1.070	1.171	1.430	1.438	1.291	13.08
104) I Phenanthrene-d10b	ISTD									
105) Atrazine	0.275	0.241	0.229	0.216	0.206	0.222	0.261	0.231	0.235	9.81
106) I Chrysene-d12b	ISTD									
107) Benzidine	0.987	0.888	0.910	0.862	0.805	0.877	1.032	0.810	0.896	8.87
108) I Naphthalene-d8b	ISTD									
109) Hydroquinone	0.410	0.381	0.380	0.391	0.385	0.379	0.383		0.387	2.82
110) I Acenaphthene-d10b	ISTD									
111) 1,2,4,5-Tetr	0.815	0.677	0.660	0.636	0.635	0.640	0.753	0.769	0.698	10.11

(#) = Out of Range ### Number of calibration levels exceeded format ###

MP3684.M Wed Jun 25 12:55:44 2014

8.7.31

8

Initial Calibration Verification

Job Number: JB70128 **Sample:** EP3685-ICV3684
Account: LANGAN Langan Engineering & Environmental **Lab FileID:** P86540.D
Project: Carroll Gardens, 363-365 Bond Street, Brooklyn, NY

Evaluate Continuing Calibration Report

Data File : C:\MSDCHEM\1\DATA\EP3684\P86540.D Vial: 18
Acq On : 20 Jun 2014 11:27 pm Operator: saraw
Sample : icv3684-50 Inst : MSP
Misc : op75641,ep3685,1000,,,1,1 Multiplr: 1.00
MS Integration Params: rteint.p

Method : C:\MSDCHEM\1\METHODS\MP3684.M (RTE Integrator)
Title : Semi Volatile Extractables by GC/MS
Last Update : Mon Jun 23 08:47:16 2014
Response via : Multiple Level Calibration

Min. RRF : 0.050 Min. Rel. Area : 48% Max. R.T. Dev 0.50min
Max. RRF Dev : 30% Max. Rel. Area : 200%

		Compound	AvgRF	CCRF	%Dev	Area%	Dev(min)
1	I	1,4-Dichlorobenzene-d4	1.000	1.000	0.0	149	0.00
9	t	Phenol	1.904	1.834	3.7	149	0.00
19	t	2-Methylphenol	1.376	1.262	8.3	138	0.00
21	t	3&4-Methylphenol	1.377	1.313	4.6	147	0.00
24	I	Naphthalene-d8	1.000	1.000	0.0	148	0.00
29	t	2-Nitrophenol	0.206	0.203	1.5	142	0.00
30	t	2,4-Dimethylphenol	0.347	0.323	6.9	136	0.00
31	t	Benzoic acid	0.268	0.254	5.2	133	0.02
33	t	2,4-Dichlorophenol	0.314	0.290	7.6	136	0.00
34		2,6-Dichlorophenol	0.297	0.286	3.7	147	0.00
43	t	4-Chloro-3-methylphenol	0.313	0.296	5.4	136	-0.01
47	I	Acenaphthene-d10	1.000	1.000	0.0	158	0.00
49	t	2,4,6-Trichlorophenol	0.342	0.326	4.7	150	0.00
50	t	2,4,5-Trichlorophenol	0.385	0.334	13.2	133	0.00
60	t	2,4-Dinitrophenol	0.132	0.118	10.6	114	0.00
61	t	4-Nitrophenol	0.143	0.140	2.1	139	0.00
64		2,3,4,6-Tetrachlorophenol	0.296	0.270	8.8	130	0.00
69	I	Phenanthrene-d10	1.000	1.000	0.0	157	0.00
70	t	4,6-Dinitro-2-methylphenol	0.138	0.122	11.6	130	0.00
76	t	Pentachlorophenol	0.126	0.134	-6.3	146	0.00

(#) = Out of Range SPCC's out = 0 CCC's out = 0
P86534.D MP3684.M Mon Jun 23 09:04:07 2014

8.7.32

8

Initial Calibration Verification

Job Number: JB70128 **Sample:** EP3685-ICV3684
Account: LANGAN Langan Engineering & Environmental **Lab FileID:** P86541.D
Project: Carroll Gardens, 363-365 Bond Street, Brooklyn, NY

Evaluate Continuing Calibration Report

Data File : C:\MSDCHEM\1\DATA\EP3684\P86541.D Vial: 19
Acq On : 20 Jun 2014 11:54 pm Operator: saraw
Sample : icv3684-50 Inst : MSP
Misc : op75641,ep3685,1000,,,1,1 Multiplr: 1.00
MS Integration Params: rteint.p

Method : C:\MSDCHEM\1\METHODS\MP3684.M (RTE Integrator)
Title : Semi Volatile Extractables by GC/MS
Last Update : Mon Jun 23 08:47:16 2014
Response via : Multiple Level Calibration

Min. RRF : 0.050 Min. Rel. Area : 48% Max. R.T. Dev 0.50min
Max. RRF Dev : 30% Max. Rel. Area : 200%

		Compound	AvgRF	CCRF	%Dev	Area%	Dev(min)
1	I	1,4-Dichlorobenzene-d4	1.000	1.000	0.0	138	0.00
3	t	Pyridine	1.731	1.520	12.2	121	0.00
4	t	N-Nitrosodimethylamine	0.583	0.540	7.4	125	0.00
11	t	bis(2-Chloroethyl)ether	1.418	1.392	1.8	143	0.00
14	t	1,3-Dichlorobenzene	1.631	1.496	8.3	133	0.00
15	t	1,4-Dichlorobenzene	1.589	1.392	12.4	128	0.00
16	t	Benzyl alcohol	0.970	0.936	3.5	132	0.00
17	t	1,2-Dichlorobenzene	1.499	1.371	8.5	136	0.00
20	t	2,2'-oxybis(1-Chloropropane	0.428	0.444	-3.7	153	0.00
22		n-Nitroso-di-n-propylamine	0.887	0.899	-1.4	155	0.00
23	t	Hexachloroethane	0.572	0.542	5.2	133	0.00
24	I	Naphthalene-d8	1.000	1.000	0.0	133	0.00
26	t	Nitrobenzene	0.394	0.365	7.4	129	0.00
28	t	Isophorone	0.721	0.638	11.5	121	0.00
32	t	bis(2-Chloroethoxy)methane	0.431	0.434	-0.7	141	0.00
36	t	1,2,4-Trichlorobenzene	0.357	0.329	7.8	131	0.00
38	t	Naphthalene	1.072	0.923	13.9	123	0.00
42	t	Hexachlorobutadiene	0.182	0.174	4.4	131	0.00
44	t	2-Methylnaphthalene	0.620	0.544	12.3	123	0.00
47	I	Acenaphthene-d10	1.000	1.000	0.0	126	0.00
48	t	Hexachlorocyclopentadiene	0.297	0.260	12.5	102	0.00
52	t	2-Chloronaphthalene	1.113	1.081	2.9	132	0.00
54	t	2-Nitroaniline	0.309	0.317	-2.6	124	0.00
55	t	Dimethylphthalate	1.240	1.191	4.0	125	0.00
56	t	Acenaphthylene	1.779	1.426	19.8	106	0.00
57	t	2,6-Dinitrotoluene	0.275	0.269	2.2	117	0.00
58	t	3-Nitroaniline	0.345	0.315	8.7	109	0.00
59	t	Acenaphthene	1.114	1.026	7.9	125	0.00
62	t	Dibenzofuran	1.538	1.404	8.7	125	0.00
63	t	2,4-Dinitrotoluene	0.354	0.339	4.2	115	0.00
65	t	Diethylphthalate	1.159	1.108	4.4	124	0.00
66	t	Fluorene	1.227	1.122	8.6	123	0.00
67	t	4-Chlorophenyl-phenylether	0.587	0.525	10.6	124	0.00
68	t	4-Nitroaniline	0.342	0.330	3.5	115	0.00
69	I	Phenanthrene-d10	1.000	1.000	0.0	132	0.00
71	t	n-Nitrosodiphenylamine	0.534	0.503	5.8	128	0.00
72	t	1,2-Diphenylhydrazine	0.773	0.666	13.8	121	0.00
74	t	4-Bromophenyl-phenylether	0.215	0.205	4.7	126	0.00
75	t	Hexachlorobenzene	0.218	0.195	10.6	121	0.00

Initial Calibration Verification

Job Number: JB70128 **Sample:** EP3685-ICV3684
Account: LANGAN Langan Engineering & Environmental **Lab FileID:** P86541.D
Project: Carroll Gardens, 363-365 Bond Street, Brooklyn, NY

77	t	Phenanthrene	1.128	0.965	14.5	121	0.00
78	t	Anthracene	1.140	0.989	13.2	119	0.00
79	t	Carbazole	1.091	0.966	11.5	119	0.00
80	t	Di-n-butylphthalate	1.217	1.094	10.1	117	0.00
81	t	Fluoranthene	1.263	1.108	12.3	117	0.00
83	I	Chrysene-d12	1.000	1.000	0.0	120	0.00
84	t	Pyrene	1.367	1.329	2.8	117	0.00
86	t	Butylbenzylphthalate	0.561	0.586	-4.5	114	0.00
88	t	Benzo[a]anthracene	1.153	1.006	12.7	108	0.00
90	t	Chrysene	1.085	1.050	3.2	117	0.00
91	t	bis(2-Ethylhexyl)phthalate	0.725	0.739	-1.9	112	0.00
92	I	Perylene-d12	1.000	1.000	0.0	117	0.00
93	t	Di-n-octylphthalate	1.344	1.398	-4.0	110	0.00
94	t	Benzo[b]fluoranthene	1.190	1.096	7.9	111	0.00
95	t	Benzo[k]fluoranthene	1.187	1.106	6.8	116	-0.01
96	t	Benzo[a]pyrene	1.097	1.048	4.5	111	0.00
97	t	Indeno[1,2,3-cd]pyrene	1.250	1.182	5.4	109	-0.01
99	t	Dibenz[a,h]anthracene	1.021	0.971	4.9	110	-0.01
101	t	Benzo[g,h,i]perylene	1.050	1.006	4.2	112	0.00

(#) = Out of Range SPCC's out = 0 CCC's out = 0
P86534.D MP3684.M Mon Jun 23 09:04:08 2014

8.7.33

8

Initial Calibration Verification

Job Number: JB70128 **Sample:** EP3685-ICV3685
Account: LANGAN Langan Engineering & Environmental **Lab FileID:** P86541A.D
Project: Carroll Gardens, 363-365 Bond Street, Brooklyn, NY

Evaluate Continuing Calibration Report

Data File : C:\MSDCHEM\1\DATA\EP3684\P86541A.D Vial: 19
Acq On : 20 Jun 2014 11:54 pm Operator: saraw
Sample : icv3685-50 Inst : MSP
Misc : op75641,ep3685,1000,,,1,1 Multiplr: 1.00
MS Integration Params: rteint.p

Method : C:\MSDCHEM\1\METHODS\MP3684.M (RTE Integrator)
Title : Semi Volatile Extractables by GC/MS
Last Update : Mon Jun 23 08:47:16 2014
Response via : Multiple Level Calibration

Min. RRF : 0.050 Min. Rel. Area : 48% Max. R.T. Dev 0.50min
Max. RRF Dev : 30% Max. Rel. Area : 200%

	Compound	AvgRF	CCRF	%Dev	Area%	Dev(min)
165 I	Acenaphthene-d10b	1.000	1.000	0.0	152	0.00
166	1,2,4,5-Tetrachlorobenzene	0.698	0.577	17.3	137	0.00

(#) = Out of Range SPCC's out = 0 CCC's out = 0
P86534.D MP3684.M Mon Jun 23 09:04:09 2014

8.7.34

8

Initial Calibration Verification

Job Number: JB70128 **Sample:** EP3685-ICV3684
Account: LANGAN Langan Engineering & Environmental **Lab FileID:** P86542.D
Project: Carroll Gardens, 363-365 Bond Street, Brooklyn, NY

Evaluate Continuing Calibration Report

Data File : C:\MSDCHEM\1\DATA\EP3684\P86542.D Vial: 20
Acq On : 21 Jun 2014 12:21 am Operator: saraw
Sample : icv3684-50 Inst : MSP
Misc : op75641,ep3685,1000,,,1,1 Multiplr: 1.00
MS Integration Params: rteint.p

Method : C:\MSDCHEM\1\METHODS\MP3684.M (RTE Integrator)
Title : Semi Volatile Extractables by GC/MS
Last Update : Mon Jun 23 08:47:16 2014
Response via : Multiple Level Calibration

Min. RRF : 0.050 Min. Rel. Area : 48% Max. R.T. Dev 0.50min
Max. RRF Dev : 30% Max. Rel. Area : 200%

		Compound	AvgRF	CCRF	%Dev	Area%	Dev(min)
1	I	1,4-Dichlorobenzene-d4	1.000	1.000	0.0	122	0.00
2	t	1,4-Dioxane	0.687	0.627	8.7	110	0.00
6	t	Indene	2.318	2.309	0.4	131	0.00
7	t	Cumene	3.517	3.087	12.2	111	0.00
13	t	Decane	1.364	1.158	15.1	113	0.00
18	t	Acetophenone	1.866	1.817	2.6	131	0.00
24	I	Naphthalene-d8	1.000	1.000	0.0	120	0.00
27	t	Quinoline	0.773	0.694	10.2	111	-0.01
40	t	2,3-Dichloroaniline	0.381	0.328	13.9	110	0.00
41	t	Caprolactam	0.164	0.139	15.2	100	-0.03
45	t	1-Methylnaphthalene	0.727	0.644	11.4	113	0.00
46	t	Dimethylnaphthalene	0.654	0.584	10.7	113	0.00
47	I	Acenaphthene-d10	1.000	1.000	0.0	118	0.00
53	t	Biphenyl	1.511	1.377	8.9	116	0.00
69	I	Phenanthrene-d10	1.000	1.000	0.0	112	0.00
82	t	Octadecane	0.484	0.460	5.0	109	0.00
92	I	Perylene-d12	1.000	1.000	0.0	106	0.00
100	t	7,12-Dimethylbenz(a)anthrac	0.546	0.398	27.1	77	-0.02

(#) = Out of Range SPCC's out = 0 CCC's out = 0
P86534.D MP3684.M Mon Jun 23 09:04:10 2014

8.7.35

Initial Calibration Verification

Job Number: JB70128 **Sample:** EP3685-ICV3685
Account: LANGAN Langan Engineering & Environmental **Lab FileID:** P86542A.D
Project: Carroll Gardens, 363-365 Bond Street, Brooklyn, NY

Evaluate Continuing Calibration Report

Data File : C:\MSDCHEM\1\DATA\EP3684\P86542A.D Vial: 20
Acq On : 21 Jun 2014 12:21 am Operator: saraw
Sample : icv3685-50 Inst : MSP
Misc : op75641,ep3685,1000,,,1,1 Multiplr: 1.00
MS Integration Params: rteint.p

Method : C:\MSDCHEM\1\METHODS\MP3684.M (RTE Integrator)
Title : Semi Volatile Extractables by GC/MS
Last Update : Mon Jun 23 08:47:16 2014
Response via : Multiple Level Calibration

Min. RRF : 0.050 Min. Rel. Area : 48% Max. R.T. Dev 0.50min
Max. RRF Dev : 30% Max. Rel. Area : 200%

		Compound	AvgRF	CCRF	%Dev	Area%	Dev(min)
157	I	1,4-Dichlorobenzene-d4b	1.000	1.000	0.0	124	0.00
158		Benzaldehyde	1.291	1.189	7.9	126	0.00
159	I	Phenanthrene-d10b	1.000	1.000	0.0	119	0.00
160		Atrazine	0.235	0.226	3.8	121	0.00

(#) = Out of Range SPCC's out = 0 CCC's out = 0
P86534.D MP3684.M Mon Jun 23 09:04:11 2014

8.7.36

8

Initial Calibration Verification

Job Number: JB70128 **Sample:** EP3685-ICV3684
Account: LANGAN Langan Engineering & Environmental **Lab FileID:** P86545.D
Project: Carroll Gardens, 363-365 Bond Street, Brooklyn, NY

Evaluate Continuing Calibration Report

Data File : C:\MSDCHEM\1\DATA\EP3684\P86545.D Vial: 23
Acq On : 21 Jun 2014 1:40 am Operator: saraw
Sample : icv3684-50 Inst : MSP
Misc : op75641,ep3685,1000,,,1,1 Multiplr: 1.00
MS Integration Params: rteint.p

Method : C:\MSDCHEM\1\METHODS\MP3684.M (RTE Integrator)
Title : Semi Volatile Extractables by GC/MS
Last Update : Mon Jun 23 08:47:16 2014
Response via : Multiple Level Calibration

Min. RRF : 0.050 Min. Rel. Area : 48% Max. R.T. Dev 0.50min
Max. RRF Dev : 30% Max. Rel. Area : 200%

	Compound	AvgRF	CCRF	%Dev	Area%	Dev(min)
83 I	Chrysene-d12	1.000	1.000	0.0	190	0.00
89 t	3,3'-Dichlorobenzidine	0.424	0.406	4.2	177	0.00

(#) = Out of Range SPCC's out = 0 CCC's out = 0
P86534.D MP3684.M Mon Jun 23 09:04:12 2014

8.7.37

8

Initial Calibration Verification

Job Number: JB70128 **Sample:** EP3685-ICV3685
Account: LANGAN Langan Engineering & Environmental **Lab FileID:** P86545A.D
Project: Carroll Gardens, 363-365 Bond Street, Brooklyn, NY

Evaluate Continuing Calibration Report

```
  Data File : C:\MSDCHEM\1\DATA\EP3684\P86545A.D          Vial: 23
  Acq On    : 21 Jun 2014   1:40 am                   Operator: saraw
  Sample    : icv3685-50                              Inst    : MSP
  Misc      : op75641,ep3685,1000,,,1,1               Multiplr: 1.00
  MS Integration Params: rteint.p

  Method       : C:\MSDCHEM\1\METHODS\MP3684.M (RTE Integrator)
  Title        : Semi Volatile Extractables by GC/MS
  Last Update  : Mon Jun 23 08:47:16 2014
  Response via : Multiple Level Calibration

  Min. RRF     :   0.050  Min. Rel. Area :  48%  Max. R.T. Dev  0.50min
  Max. RRF Dev :  30%     Max. Rel. Area : 200%
```

	Compound	AvgRF	CCRF	%Dev	Area%	Dev(min)
161 I	Chrysene-d12b	1.000	1.000	0.0	192	0.00
162	Benzidine	0.896	0.842	6.0	184	0.01

(#) = Out of Range SPCC's out = 0 CCC's out = 0
P86534.D MP3684.M Mon Jun 23 09:21:25 2014

Initial Calibration Verification

Job Number: JB70128 **Sample:** EP3687-ICV3684
Account: LANGAN Langan Engineering & Environmental **Lab FileID:** P86575.D
Project: Carroll Gardens, 363-365 Bond Street, Brooklyn, NY

Evaluate Continuing Calibration Report

Data File : C:\MSDCHEM\1\DATA\EP3687\P86575.D Vial: 4
Acq On : 21 Jun 2014 2:58 pm Operator: kristis
Sample : icv3684-50 Inst : MSP
Misc : op75641,ep3687,1000,,,1,1 Multiplr: 1.00
MS Integration Params: rteint.p

Method : C:\MSDCHEM\1\METHODS\MP3684.M (RTE Integrator)
Title : Semi Volatile Extractables by GC/MS
Last Update : Mon Jun 23 08:47:16 2014
Response via : Multiple Level Calibration

Min. RRF : 0.050 Min. Rel. Area : 48% Max. R.T. Dev 0.50min
Max. RRF Dev : 30% Max. Rel. Area : 200%

		Compound	AvgRF	CCRF	%Dev	Area%	Dev(min)
1	I	1,4-Dichlorobenzene-d4	1.000	1.000	0.0	147	0.00
5	S	2-Fluorophenol	1.526	1.313	14.0	124	0.00
8	S	Phenol-d5	1.857	1.550	16.5	123	0.00
24	I	Naphthalene-d8	1.000	1.000	0.0	141	0.00
25	S	Nitrobenzene-d5	0.381	0.354	7.1	132	0.00
47	I	Acenaphthene-d10	1.000	1.000	0.0	136	0.00
51	S	2-Fluorobiphenyl	1.255	1.123	10.5	130	0.00
69	I	Phenanthrene-d10	1.000	1.000	0.0	136	0.00
73	S	2,4,6-Tribromophenol	0.091	0.083	8.8	119	0.00
83	I	Chrysene-d12	1.000	1.000	0.0	145	0.00
85	S	Terphenyl-d14	0.850	0.752	11.5	126	0.00

(#) = Out of Range SPCC's out = 0 CCC's out = 0
P86534.D MP3684.M Mon Jun 23 09:07:47 2014

8.7.39

8

Continuing Calibration Summary

Job Number: JB70128 **Sample:** EP3694-CC3684
Account: LANGAN Langan Engineering & Environmental **Lab FileID:** P86719.D
Project: Carroll Gardens, 363-365 Bond Street, Brooklyn, NY

Evaluate Continuing Calibration Report

Data File : C:\MSDCHEM\1\DATA\EP3694\P86719.D Vial: 2
Acq On : 26 Jun 2014 11:42 am Operator: saraw
Sample : cc3684-25 Inst : MSP
Misc : op75641,ep3694,1000,,,1,1 Multiplr: 1.00
MS Integration Params: rteint.p

Method : C:\MSDCHEM\1\METHODS\MP3684.M (RTE Integrator)
Title : Semi Volatile Extractables by GC/MS
Last Update : Thu Jun 26 18:12:27 2014
Response via : Multiple Level Calibration

Min. RRF : 0.050 Min. Rel. Area : 48% Max. R.T. Dev 0.50min
Max. RRF Dev : 20% Max. Rel. Area : 200%

		Compound	AvgRF	CCRF	%Dev	Area%	Dev(min)	R.T.
1	I	1,4-Dichlorobenzene-d4	1.000	1.000	0.0	83	-0.07	3.89
2	t	1,4-Dioxane	0.687	0.613	10.8	74	-0.07	1.80
3	t	Pyridine	1.731	1.541	11.0	72	-0.06	1.99
4	t	N-Nitrosodimethylamine	0.583	0.760	-30.4#	108	-0.07	1.95
5	S	2-Fluorophenol	1.526	1.383	9.4	72	-0.06	2.77
6	t	Indene	2.318	2.320	-0.1	82	-0.07	4.15
7	t	Cumene	3.517	3.731	-6.1	86	-0.07	3.18
8	S	Phenol-d5	1.857	1.801	3.0	78	-0.06	3.53
9	t	Phenol	1.904	1.793	5.8	76	-0.06	3.54
10	t	Aniline	2.378	2.267	4.7	78	-0.07	3.57
11	t	bis(2-Chloroethyl)ether	1.418	1.371	3.3	80	-0.07	3.62
12	t	2-Chlorophenol	1.445	1.406	2.7	80	-0.07	3.70
13	t	Decane	1.364	1.461	-7.1	89	-0.07	3.73
14	t	1,3-Dichlorobenzene	1.631	1.547	5.2	77	-0.07	3.84
15	t	1,4-Dichlorobenzene	1.589	1.526	4.0	80	-0.07	3.91
16	t	Benzyl alcohol	0.970	0.924	4.7	74	-0.07	4.02
17	t	1,2-Dichlorobenzene	1.499	1.401	6.5	76	-0.07	4.06
18	t	Acetophenone	1.866	2.041	-9.4	90	-0.07	4.29
19	t	2-Methylphenol	1.376	1.313	4.6	77	-0.06	4.14
20	t	2,2'-oxybis(1-Chloropropa	0.428	0.410	4.2	78	-0.07	4.16
21	t	3&4-Methylphenol	1.377	1.378	-0.1	78	-0.06	4.29
22		n-Nitroso-di-n-propylamin	0.887	1.069	-20.5#	102	-0.07	4.29
23	t	Hexachloroethane	0.572	0.557	2.6	80	-0.08	4.41
24	I	Naphthalene-d8	1.000	1.000	0.0	85	-0.07	5.25
25	S	Nitrobenzene-d5	0.381	0.416	-9.2	92	-0.07	4.45
26	t	Nitrobenzene	0.394	0.438	-11.2	93	-0.07	4.48
27	t	Quinoline	0.773	0.729	5.7	79	-0.07	5.66
28	t	Isophorone	0.721	0.733	-1.7	85	-0.07	4.73
29	t	2-Nitrophenol	0.206	0.202	1.9	79	-0.07	4.82
30	t	2,4-Dimethylphenol	0.347	0.365	-5.2	85	-0.06	4.88
31	t	Benzoic acid	0.268	0.233	13.1	79	-0.10	4.97
32	t	bis(2-Chloroethoxy)methan	0.431	0.411	4.6	81	-0.07	4.97
33	t	2,4-Dichlorophenol	0.314	0.306	2.5	80	-0.06	5.10
34		2,6-Dichlorophenol	0.297	0.297	0.0	82	-0.07	5.35
35		1,3,5-Trichlorobenzene	0.372	0.351	5.6	79	-0.07	4.84
36	t	1,2,4-Trichlorobenzene	0.357	0.331	7.3	78	-0.07	5.19
37		1,2,3-Trichlorobenzene	0.339	0.321	5.3	80	-0.07	5.44
38	t	Naphthalene	1.072	1.001	6.6	79	-0.07	5.28
39	t	4-Chloroaniline	0.457	0.454	0.7	80	-0.07	5.34
40	t	2,3-Dichloroaniline	0.381	0.385	-1.0	85	-0.07	6.42
41	t	Caprolactam	0.164	0.197	-20.1#	102	-0.10	5.72

Continuing Calibration Summary

Job Number: JB70128 **Sample:** EP3694-CC3684
Account: LANGAN Langan Engineering & Environmental **Lab FileID:** P86719.D
Project: Carroll Gardens, 363-365 Bond Street, Brooklyn, NY

42	t	Hexachlorobutadiene	0.182	0.196	-7.7	91	-0.08	5.43
43	t	4-Chloro-3-methylphenol	0.313	0.334	-6.7	87	-0.06	5.93
44	t	2-Methylnaphthalene	0.620	0.615	0.8	82	-0.07	6.08
45	t	1-Methylnaphthalene	0.727	0.703	3.3	81	-0.07	6.20
46	t	Dimethylnaphthalene	0.654	0.640	2.1	82	-0.07	6.83
47	I	Acenaphthene-d10	1.000	1.000	0.0	94	-0.07	7.33
48	t	Hexachlorocyclopentadiene	0.297	0.302	-1.7	86	-0.07	6.28
49	t	2,4,6-Trichlorophenol	0.342	0.352	-2.9	89	-0.07	6.43
50	t	2,4,5-Trichlorophenol	0.385	0.401	-4.2	92	-0.06	6.48
51	S	2-Fluorobiphenyl	1.255	1.143	8.9	83	-0.07	6.52
52	t	2-Chloronaphthalene	1.113	1.060	4.8	87	-0.07	6.66
53	t	Biphenyl	1.511	1.337	11.5	80	-0.07	6.64
54	t	2-Nitroaniline	0.309	0.386	-24.9#	109	-0.07	6.78
55	t	Dimethylphthalate	1.240	1.278	-3.1	95	-0.07	7.02
56	t	Acenaphthylene	1.779	1.705	4.2	86	-0.07	7.15
57	t	2,6-Dinitrotoluene	0.275	0.294	-6.9	91	-0.07	7.08
58	t	3-Nitroaniline	0.345	0.346	-0.3	85	-0.07	7.28
59	t	Acenaphthene	1.114	1.013	9.1	83	-0.07	7.37
		----------	True	Calc.	% Drift	----------		
60	t	2,4-Dinitrophenol	50.000	49.986	0.0	98	-0.06	7.42
		----------	AvgRF	CCRF	% Dev	----------		
61	t	4-Nitrophenol	0.143	0.223	-55.9#	132	-0.03	7.54
62	t	Dibenzofuran	1.538	1.513	1.6	89	-0.07	7.57
63	t	2,4-Dinitrotoluene	0.354	0.418	-18.1	98	-0.07	7.57
64		2,3,4,6-Tetrachlorophenol	0.296	0.307	-3.7	88	-0.06	7.74
65	t	Diethylphthalate	1.159	1.276	-10.1	99	-0.08	7.87
66	t	Fluorene	1.227	1.266	-3.2	92	-0.07	7.99
67	t	4-Chlorophenyl-phenylethe	0.587	0.591	-0.7	92	-0.08	8.00
68	t	4-Nitroaniline	0.342	0.372	-8.8	95	-0.07	8.02
69	I	Phenanthrene-d10	1.000	1.000	0.0	100	-0.08	9.15
70	t	4,6-Dinitro-2-methylpheno	0.138	0.122	11.6	89	-0.07	8.07
71	t	n-Nitrosodiphenylamine	0.534	0.520	2.6	95	-0.07	8.15
72	t	1,2-Diphenylhydrazine	0.773	0.809	-4.7	103	-0.07	8.19
73	S	2,4,6-Tribromophenol	0.091	0.084	7.7	87	-0.07	8.28
74	t	4-Bromophenyl-phenylether	0.215	0.202	6.0	91	-0.07	8.59
75	t	Hexachlorobenzene	0.218	0.198	9.2	88	-0.07	8.67
76	t	Pentachlorophenol	0.126	0.120	4.8	81	-0.06	8.93
77	t	Phenanthrene	1.128	1.033	8.4	91	-0.08	9.18
78	t	Anthracene	1.140	1.091	4.3	92	-0.08	9.25
79	t	Carbazole	1.091	1.095	-0.4	96	-0.08	9.46
80	t	Di-n-butylphthalate	1.217	1.298	-6.7	101	-0.09	9.97
81	t	Fluoranthene	1.263	1.225	3.0	93	-0.08	10.81
82	t	Octadecane	0.484	0.470	2.9	91	-0.08	9.06
83	I	Chrysene-d12	1.000	1.000	0.0	97	-0.09	12.95
84	t	Pyrene	1.367	1.298	5.0	89	-0.08	11.13
85	S	Terphenyl-d14	0.850	0.856	-0.7	94	-0.09	11.39
86	t	Butylbenzylphthalate	0.561	0.632	-12.7	103	-0.09	12.16
87		Butyl stearate	0.477	0.539	-13.0	100	-0.08	12.31
88	t	Benzo[a]anthracene	1.153	1.125	2.4	93	-0.09	12.93
89	t	3,3'-Dichlorobenzidine	0.424	0.447	-5.4	97	-0.08	12.93
90	t	Chrysene	1.085	1.043	3.9	92	-0.09	12.99
91	t	bis(2-Ethylhexyl)phthalat	0.725	0.828	-14.2	103	-0.09	13.08
92	I	Perylene-d12	1.000	1.000	0.0	97	-0.08	15.02
93	t	Di-n-octylphthalate	1.344	1.532	-14.0	98	-0.09	14.04

Continuing Calibration Summary

Job Number: JB70128 **Sample:** EP3694-CC3684
Account: LANGAN Langan Engineering & Environmental **Lab FileID:** P86719.D
Project: Carroll Gardens, 363-365 Bond Street, Brooklyn, NY

94	t	Benzo[b]fluoranthene	1.190	1.164	2.2	93	-0.09	14.50
95	t	Benzo[k]fluoranthene	1.187	1.151	3.0	91	-0.09	14.54
96	t	Benzo[a]pyrene	1.097	1.099	-0.2	92	-0.09	14.94
97	t	Indeno[1,2,3-cd]pyrene	1.250	1.336	-6.9	100	-0.12	16.62
98	t	Dibenz(a,h)acridine	0.901	0.950	-5.4	97	-0.11	16.25
99	t	Dibenz[a,h]anthracene	1.021	1.062	-4.0	96	-0.12	16.66
100	t	7,12-Dimethylbenz(a)anthr	0.546	0.580	-6.2	97	-0.09	14.50
101	t	Benzo[g,h,i]perylene	1.050	1.095	-4.3	99	-0.13	17.08

(#) = Out of Range SPCC's out = 0 CCC's out = 0
P86535.D MP3684.M Thu Jun 26 18:25:11 2014

8.7.40

8

Continuing Calibration Summary

Job Number: JB70128 **Sample:** EP3694-CC3685
Account: LANGAN Langan Engineering & Environmental **Lab FileID:** P86720.D
Project: Carroll Gardens, 363-365 Bond Street, Brooklyn, NY

Evaluate Continuing Calibration Report

Data File : C:\MSDCHEM\1\DATA\EP3694\P86720.D Vial: 3
Acq On : 26 Jun 2014 12:19 pm Operator: saraw
Sample : cc3685-25 Inst : MSP
Misc : op75641,ep3694,1000,,,1,1 Multiplr: 1.00
MS Integration Params: rteint.p

Method : C:\MSDCHEM\1\METHODS\MP3684.M (RTE Integrator)
Title : Semi Volatile Extractables by GC/MS
Last Update : Thu Jun 26 18:12:27 2014
Response via : Multiple Level Calibration

Min. RRF : 0.050 Min. Rel. Area : 48% Max. R.T. Dev 0.50min
Max. RRF Dev : 20% Max. Rel. Area : 200%

	Compound	AvgRF	CCRF	%Dev	Area%	Dev(min)	R.T.
102 I	1,4-Dichlorobenzene-d4b	1.000	1.000	0.0	148	-0.07	3.89
103	Benzaldehyde	1.291	1.069	17.2	127	-0.07	3.48
104 I	Phenanthrene-d10b	1.000	1.000	0.0	181	0.05	9.15
105	Atrazine	0.235	0.258	-9.8	205#	-0.06	8.82
106 I	Chrysene-d12b	1.000	1.000	0.0	174	-0.07	12.95
107	Benzidine	0.896	0.697	22.2#	133	-0.07	11.02
108 I	Naphthalene-d8b	1.000	1.000	0.0	161	0.05	5.25
109	Hydroquinone	0.387	0.353	8.8	149	-0.03	5.76
110 I	Acenaphthene-d10b	1.000	1.000	0.0	186	-0.07	7.33
111	1,2,4,5-Tetrachlorobenzen	0.698	0.581	16.8	164	-0.07	6.29

(#) = Out of Range SPCC's out = 0 CCC's out = 0
P86535.D MP3684.M Thu Jun 26 18:25:12 2014

8.7.41

8

Continuing Calibration Summary

Job Number: JB70128 **Sample:** EP3695-CC3684
Account: LANGAN Langan Engineering & Environmental **Lab FileID:** P86749.D
Project: Carroll Gardens, 363-365 Bond Street, Brooklyn, NY

Evaluate Continuing Calibration Report

Data File : C:\MSDCHEM\1\DATA\EP3695\P86749.D Vial: 3
Acq On : 27 Jun 2014 8:43 am Operator: kristis
Sample : cc3684-50 Inst : MSP
Misc : op75641,ep3695,1000,,,1,1 Multiplr: 1.00
MS Integration Params: rteint.p

Method : C:\MSDCHEM\1\METHODS\MP3684.M (RTE Integrator)
Title : Semi Volatile Extractables by GC/MS
Last Update : Fri Jun 27 16:12:54 2014
Response via : Multiple Level Calibration

Min. RRF : 0.050 Min. Rel. Area : 48% Max. R.T. Dev 0.50min
Max. RRF Dev : 20% Max. Rel. Area : 200%

		Compound	AvgRF	CCRF	%Dev	Area%	Dev(min)	R.T.
1	I	1,4-Dichlorobenzene-d4	1.000	1.000	0.0	161	-0.08	3.89
2	t	1,4-Dioxane	0.687	0.538	21.7#	125	-0.06	1.81
3	t	Pyridine	1.731	1.435	17.1	133	-0.06	1.99
4	t	N-Nitrosodimethylamine	0.583	0.710	-21.8#	191	-0.06	1.95
5	S	2-Fluorophenol	1.526	1.285	15.8	132	-0.06	2.77
6	t	Indene	2.318	2.067	10.8	155	-0.07	4.15
7	t	Cumene	3.517	3.330	5.3	159	-0.07	3.17
8	S	Phenol-d5	1.857	1.683	9.4	146	-0.06	3.53
9	t	Phenol	1.904	1.629	14.4	142	-0.06	3.54
10	t	Aniline	2.378	2.025	14.8	142	-0.07	3.57
11	t	bis(2-Chloroethyl)ether	1.418	1.269	10.5	152	-0.07	3.62
12	t	2-Chlorophenol	1.445	1.240	14.2	145	-0.07	3.69
13	t	Decane	1.364	1.328	2.6	172	-0.08	3.72
14	t	1,3-Dichlorobenzene	1.631	1.431	12.3	148	-0.07	3.84
15	t	1,4-Dichlorobenzene	1.589	1.370	13.8	146	-0.07	3.91
16	t	Benzyl alcohol	0.970	0.909	6.3	149	-0.07	4.02
17	t	1,2-Dichlorobenzene	1.499	1.267	15.5	147	-0.07	4.06
18	t	Acetophenone	1.866	1.835	1.7	176	-0.07	4.29
19	t	2-Methylphenol	1.376	1.195	13.2	141	-0.06	4.13
20	t	2,2'-oxybis(1-Chloropropa	0.428	0.380	11.2	152	-0.07	4.15
21	t	3&4-Methylphenol	1.377	1.238	10.1	149	-0.06	4.29
22		n-Nitroso-di-n-propylamin	0.887	0.954	-7.6	191	-0.08	4.29
23	t	Hexachloroethane	0.572	0.529	7.5	151	-0.08	4.41
24	I	Naphthalene-d8	1.000	1.000	0.0	164	-0.07	5.25
25	S	Nitrobenzene-d5	0.381	0.405	-6.3	177	-0.07	4.45
26	t	Nitrobenzene	0.394	0.417	-5.8	182	-0.07	4.48
27	t	Quinoline	0.773	0.671	13.2	146	-0.08	5.66
28	t	Isophorone	0.721	0.704	2.4	165	-0.07	4.73
29	t	2-Nitrophenol	0.206	0.195	5.3	151	-0.07	4.82
30	t	2,4-Dimethylphenol	0.347	0.326	6.1	153	-0.06	4.88
31	t	Benzoic acid	0.268	0.246	8.2	143	-0.06	5.00
32	t	bis(2-Chloroethoxy)methan	0.431	0.404	6.3	162	-0.07	4.97
33	t	2,4-Dichlorophenol	0.314	0.288	8.3	150	-0.07	5.10
34		2,6-Dichlorophenol	0.297	0.266	10.4	152	-0.07	5.35
35		1,3,5-Trichlorobenzene	0.372	0.317	14.8	149	-0.07	4.84
36	t	1,2,4-Trichlorobenzene	0.357	0.309	13.4	151	-0.07	5.19
37		1,2,3-Trichlorobenzene	0.339	0.295	13.0	153	-0.07	5.44
38	t	Naphthalene	1.072	0.901	16.0	148	-0.08	5.27
39	t	4-Chloroaniline	0.457	0.418	8.5	154	-0.07	5.34
40	t	2,3-Dichloroaniline	0.381	0.353	7.3	162	-0.07	6.41
41	t	Caprolactam	0.164	0.170	-3.7	167	-0.07	5.75

Continuing Calibration Summary

Job Number: JB70128 **Sample:** EP3695-CC3684
Account: LANGAN Langan Engineering & Environmental **Lab FileID:** P86749.D
Project: Carroll Gardens, 363-365 Bond Street, Brooklyn, NY

42	t	Hexachlorobutadiene	0.182	0.182	0.0	169	-0.08	5.43
43	t	4-Chloro-3-methylphenol	0.313	0.314	-0.3	160	-0.06	5.93
44	t	2-Methylnaphthalene	0.620	0.555	10.5	155	-0.08	6.08
45	t	1-Methylnaphthalene	0.727	0.649	10.7	155	-0.07	6.20
46	t	Dimethylnaphthalene	0.654	0.573	12.4	151	-0.07	6.83
47	I	Acenaphthene-d10	1.000	1.000	0.0	173	-0.08	7.32
48	t	Hexachlorocyclopentadiene	0.297	0.300	-1.0	162	-0.08	6.28
49	t	2,4,6-Trichlorophenol	0.342	0.319	6.7	160	-0.07	6.43
50	t	2,4,5-Trichlorophenol	0.385	0.361	6.2	157	-0.06	6.48
51	S	2-Fluorobiphenyl	1.255	1.067	15.0	157	-0.07	6.52
52	t	2-Chloronaphthalene	1.113	0.970	12.8	162	-0.08	6.66
53	t	Biphenyl	1.511	1.241	17.9	153	-0.07	6.64
54	t	2-Nitroaniline	0.309	0.368	-19.1	197	-0.07	6.78
55	t	Dimethylphthalate	1.240	1.142	7.9	164	-0.07	7.02
56	t	Acenaphthylene	1.779	1.523	14.4	155	-0.07	7.15
57	t	2,6-Dinitrotoluene	0.275	0.269	2.2	159	-0.07	7.08
58	t	3-Nitroaniline	0.345	0.316	8.4	149	-0.07	7.28
59	t	Acenaphthene	1.114	0.915	17.9	152	-0.08	7.36
			True	Calc.	% Drift			
60	t	2,4-Dinitrophenol	100.000	92.762	7.2	155	-0.06	7.41
			AvgRF	CCRF	% Dev			
61	t	4-Nitrophenol	0.143	0.201	-40.6#	218#	-0.04	7.53
62	t	Dibenzofuran	1.538	1.290	16.1	157	-0.07	7.57
63	t	2,4-Dinitrotoluene	0.354	0.350	1.1	163	-0.07	7.57
64		2,3,4,6-Tetrachlorophenol	0.296	0.282	4.7	148	-0.07	7.73
65	t	Diethylphthalate	1.159	1.112	4.1	170	-0.08	7.87
66	t	Fluorene	1.227	1.105	9.9	166	-0.08	7.99
67	t	4-Chlorophenyl-phenylethe	0.587	0.508	13.5	164	-0.08	8.00
68	t	4-Nitroaniline	0.342	0.299	12.6	143	-0.07	8.02
69	I	Phenanthrene-d10	1.000	1.000	0.0	169	-0.09	9.14
70	t	4,6-Dinitro-2-methylpheno	0.138	0.140	-1.4	160	-0.06	8.07
71	t	n-Nitrosodiphenylamine	0.534	0.501	6.2	164	-0.08	8.14
72	t	1,2-Diphenylhydrazine	0.773	0.804	-4.0	187	-0.07	8.19
73	S	2,4,6-Tribromophenol	0.091	0.084	7.7	149	-0.07	8.28
74	t	4-Bromophenyl-phenylether	0.215	0.193	10.2	153	-0.08	8.59
75	t	Hexachlorobenzene	0.218	0.190	12.8	151	-0.08	8.67
76	t	Pentachlorophenol	0.126	0.115	8.7	134	-0.07	8.93
77	t	Phenanthrene	1.128	0.944	16.3	152	-0.08	9.18
78	t	Anthracene	1.140	0.991	13.1	153	-0.09	9.24
79	t	Carbazole	1.091	1.001	8.2	159	-0.08	9.47
80	t	Di-n-butylphthalate	1.217	1.192	2.1	164	-0.09	9.97
81	t	Fluoranthene	1.263	1.115	11.7	151	-0.09	10.80
82	t	Octadecane	0.484	0.485	-0.2	173	-0.08	9.06
83	I	Chrysene-d12	1.000	1.000	0.0	169	-0.09	12.95
84	t	Pyrene	1.367	1.211	11.4	150	-0.09	11.12
85	S	Terphenyl-d14	0.850	0.796	6.4	156	-0.09	11.38
86	t	Butylbenzylphthalate	0.561	0.594	-5.9	164	-0.09	12.15
87		Butyl stearate	0.477	0.494	-3.6	171	-0.09	12.30
88	t	Benzo[a]anthracene	1.153	1.049	9.0	160	-0.09	12.93
89	t	3,3'-Dichlorobenzidine	0.424	0.415	2.1	162	-0.09	12.92
90	t	Chrysene	1.085	0.964	11.2	152	-0.09	12.99
91	t	bis(2-Ethylhexyl)phthalat	0.725	0.750	-3.4	161	-0.09	13.07
92	I	Perylene-d12	1.000	1.000	0.0	153	-0.09	15.02
93	t	Di-n-octylphthalate	1.344	1.456	-8.3	149	-0.09	14.04

Continuing Calibration Summary

Job Number: JB70128 **Sample:** EP3695-CC3684
Account: LANGAN Langan Engineering & Environmental **Lab FileID:** P86749.D
Project: Carroll Gardens, 363-365 Bond Street, Brooklyn, NY

94	t	Benzo[b]fluoranthene	1.190	1.132	4.9	149	-0.08	14.51
95	t	Benzo[k]fluoranthene	1.187	1.054	11.2	144	-0.09	14.55
96	t	Benzo[a]pyrene	1.097	1.010	7.9	139	-0.09	14.94
97	t	Indeno[1,2,3-cd]pyrene	1.250	1.213	3.0	146	-0.12	16.62
98	t	Dibenz(a,h)acridine	0.901	0.857	4.9	137	-0.11	16.25
99	t	Dibenz[a,h]anthracene	1.021	0.958	6.2	141	-0.12	16.66
100	t	7,12-Dimethylbenz(a)anthr	0.546	0.551	-0.9	155	-0.09	14.50
101	t	Benzo[g,h,i]perylene	1.050	0.989	5.8	143	-0.13	17.09

(#) = Out of Range SPCC's out = 0 CCC's out = 0
P86534.D MP3684.M Fri Jun 27 16:22:18 2014

8.7.42

8

Continuing Calibration Summary

Job Number: JB70128 **Sample:** EP3695-CC3685
Account: LANGAN Langan Engineering & Environmental **Lab FileID:** P86750.D
Project: Carroll Gardens, 363-365 Bond Street, Brooklyn, NY

Evaluate Continuing Calibration Report

Data File : C:\MSDCHEM\1\DATA\EP3695\P86750.D Vial: 4
Acq On : 27 Jun 2014 9:17 am Operator: kristis
Sample : cc3685-50 Inst : MSP
Misc : op75641,ep3695,1000,,,1,1 Multiplr: 1.00
MS Integration Params: rteint.p

Method : C:\MSDCHEM\1\METHODS\MP3684.M (RTE Integrator)
Title : Semi Volatile Extractables by GC/MS
Last Update : Fri Jun 27 16:12:54 2014
Response via : Multiple Level Calibration

Min. RRF : 0.050 Min. Rel. Area : 48% Max. R.T. Dev 0.50min
Max. RRF Dev : 20% Max. Rel. Area : 200%

	Compound	AvgRF	CCRF	%Dev	Area%	Dev(min)	R.T.
102 I	1,4-Dichlorobenzene-d4b	1.000	1.000	0.0	201#	-0.07	3.89
103	Benzaldehyde	1.291	0.887	31.3#	152	-0.07	3.48
104 I	Phenanthrene-d10b	1.000	1.000	0.0	199	0.04	9.14
105	Atrazine	0.235	0.234	0.4	209#	-0.07	8.82
106 I	Chrysene-d12b	1.000	1.000	0.0	190	-0.03	12.94
107	Benzidine	0.896	0.507	43.4#	110	-0.08	11.01
108 I	Naphthalene-d8b	1.000	1.000	0.0	201#	-0.07	5.24
109	Hydroquinone	0.387	0.396	-2.3	210#	-0.05	5.75
110 I	Acenaphthene-d10b	1.000	1.000	0.0	215#	-0.07	7.32
111	1,2,4,5-Tetrachlorobenzen	0.698	0.577	17.3	194	-0.07	6.28

(#) = Out of Range SPCC's out = 0 CCC's out = 0
P86534.D MP3684.M Fri Jun 27 16:22:19 2014

8.7.43

8

New Jersey ACCUTEST LABORATORIES

GC/MS Semi-volatiles

Raw Data

Quantitation Report (QT Reviewed)

Data Path : C:\msdchem\1\DATA\em4338\
Data File : m106101.D
Acq On : 7 Jul 2014 4:16 pm
Operator : saumilp
Sample : jb70128-1
Misc : op75975,em4338,32.1
ALS Vial : 18 Sample Multiplier: 1

Quant Time: Jul 07 16:48:05 2014
Quant Method : C:\msdchem\1\METHODS\MM4300.M
Quant Title : Semi Volatile GC/MS, rtx-5ms 30mx0.25mmx0.25um
QLast Update : Mon Jul 07 15:23:19 2014
Response via : Initial Calibration

Compound	R.T.	QIon	Response	Conc	Units	Dev(Min)
Internal Standards						
1) 1,4-Dichlorobenzene-d4	4.706	152	123131	40.00	ppb	0.00
24) Naphthalene-d8	5.844	136	457330	40.00	ppb	0.00
47) Acenaphthene-d10	8.195	164	282871	40.00	ppb	0.00
69) Phenanthrene-d10	10.818	188	479364	40.00	ppb	0.00
83) Chrysene-d12	15.994	240	406102	40.00	ppb	0.00
92) Perylene-d12	18.622	264	338238	40.00	ppb	0.01
102) 1,4-Dichlorobenzene-d4a	4.706	152	123131	40.00	ppb	0.00
104) Acenaphthene-d10a	8.195	164	282871	40.00	ppb	0.00
107) Chrysene-d12a	15.994	240	406102	40.00	ppb	0.00
109) Naphthalene-d8a	5.844	136	457330	40.00	ppb	0.00
System Monitoring Compounds						
5) 2-Fluorophenol	3.766	112	160609	36.60	ppb	0.01
Spiked Amount 50.000			Recovery = 73.20%			
8) Phenol-d5	4.487	99	213937	37.43	ppb	0.01
Spiked Amount 50.000			Recovery = 74.86%			
25) Nitrobenzene-d5	5.160	82	191997	40.50	ppb	0.00
Spiked Amount 50.000			Recovery = 81.00%			
51) 2-Fluorobiphenyl	7.180	172	370911	37.82	ppb	0.00
Spiked Amount 50.000			Recovery = 75.64%			
73) 2,4,6-Tribromophenol	9.557	330	49539	46.95	ppb	0.00
Spiked Amount 50.000			Recovery = 93.90%			
86) Terphenyl-d14	14.002	244	393652	43.25	ppb	0.02
Spiked Amount 50.000			Recovery = 86.50%			
Target Compounds						Qvalue
77) Phenanthrene	10.860	178	6651	0.46	ppb	96
81) Fluoranthene	13.152	202	10580	0.69	ppb	97
84) Pyrene	13.574	202	10797	0.77	ppb	87
88) Benzo[a]anthracene	15.978	228	5633	0.45	ppb	80
94) Benzo[b]fluoranthene	17.976	252	5276	0.44	ppb	80
103) Benzaldehyde	4.375	105	1386	0.41	ppb	91

(#) = qualifier out of range (m) = manual integration (+) = signals summed

Quantitation Report (QT Reviewed)

Data Path : C:\msdchem\1\DATA\em4338\
Data File : m106101.D
Acq On : 7 Jul 2014 4:16 pm
Operator : saumilp
Sample : jb70128-1
Misc : op75975,em4338,32.1
ALS Vial : 18 Sample Multiplier: 1

Quant Time: Jul 07 16:48:05 2014
Quant Method : C:\msdchem\1\METHODS\MM4300.M
Quant Title : Semi Volatile GC/MS, rtx-5ms 30mx0.25mmx0.25um
QLast Update : Mon Jul 07 15:23:19 2014
Response via : Initial Calibration

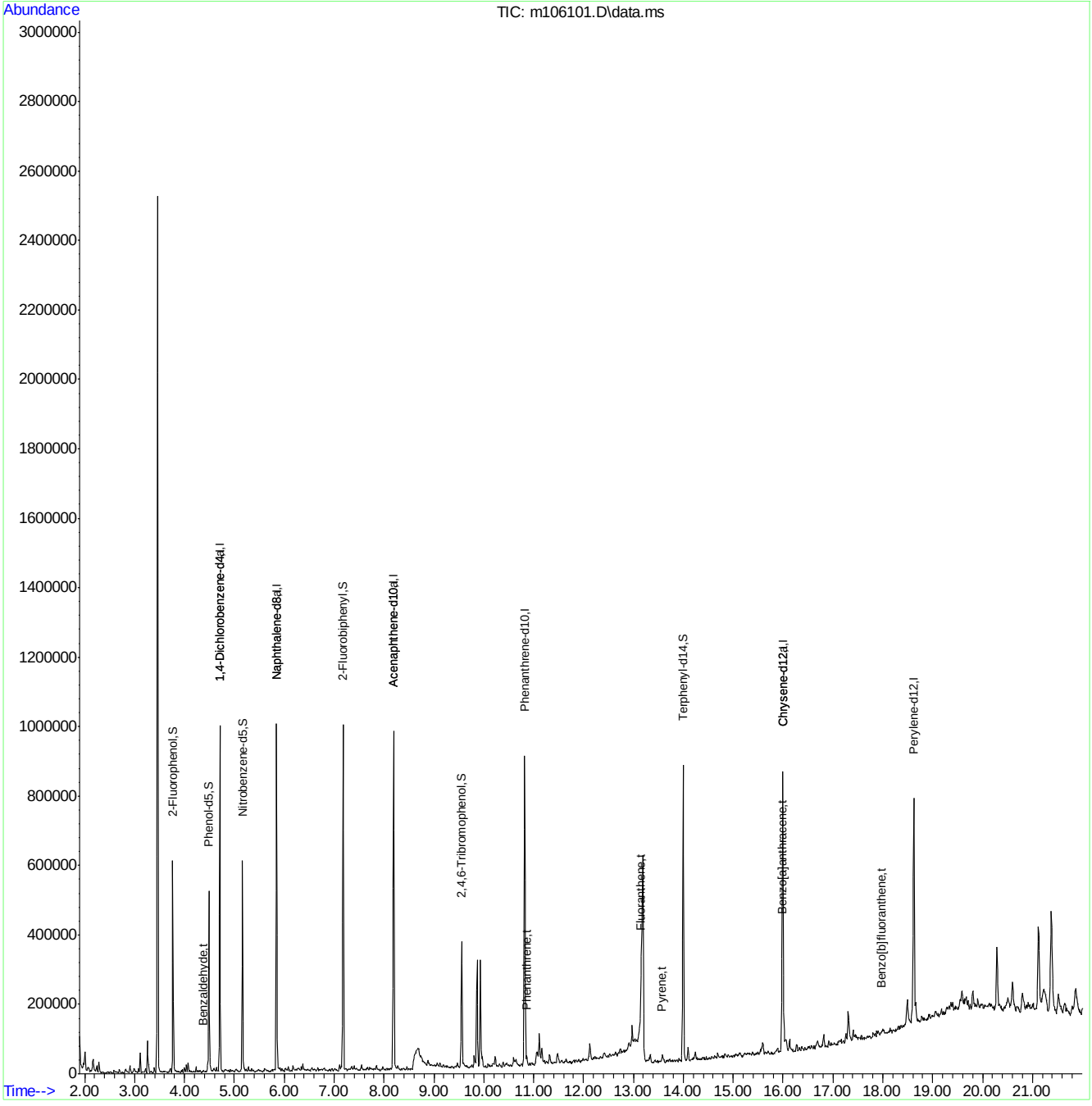

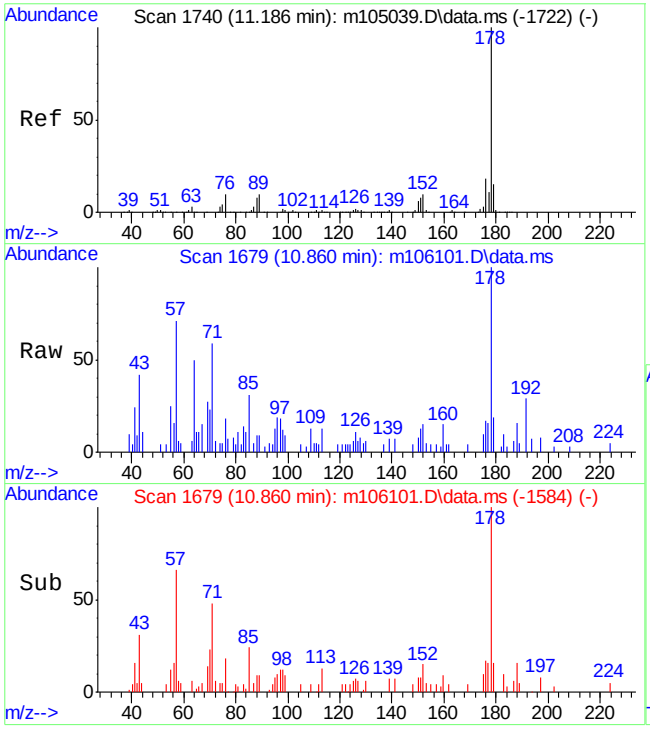

#77
Phenanthrene
Concen: 0.46 ppb
RT: 10.860 min Scan# 1679
Delta R.T. 0.005 min
Lab File: m106101.D
Acq: 7 Jul 2014 4:16 pm

Tgt Ion:178 Resp: 6651

Ion	Ratio	Lower	Upper
178	100		
179	12.5	0.0	45.1
176	17.2	0.0	48.3

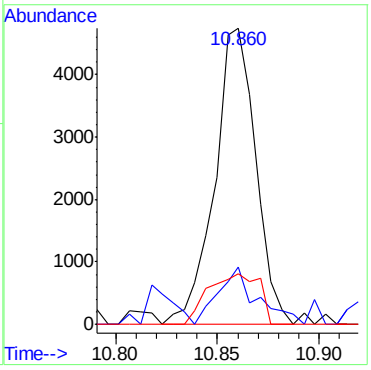

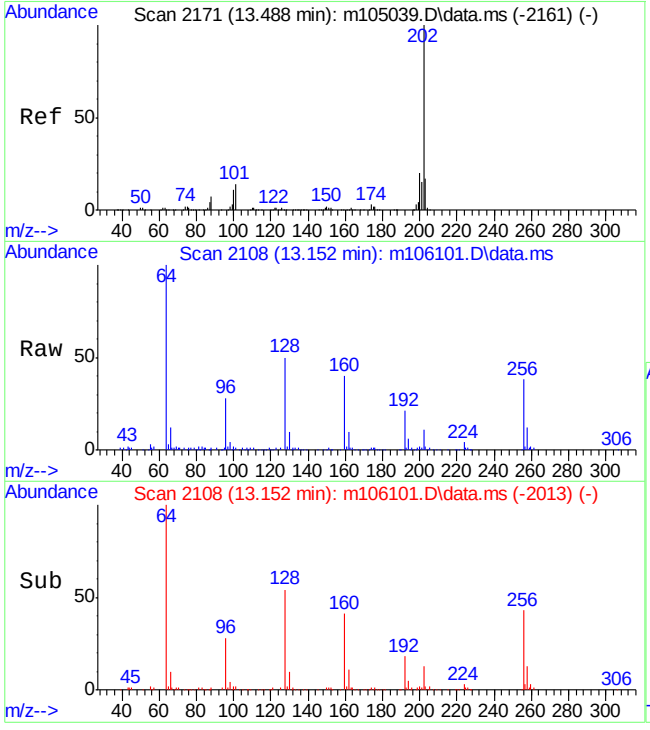

#81
Fluoranthene
Concen: 0.69 ppb
RT: 13.152 min Scan# 2108
Delta R.T. 0.005 min
Lab File: m106101.D
Acq: 7 Jul 2014 4:16 pm

Tgt Ion:202 Resp: 10580

Ion	Ratio	Lower	Upper
202	100		
101	11.4	0.0	44.1
203	17.5	0.0	47.3

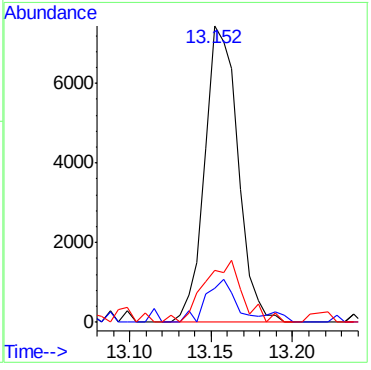

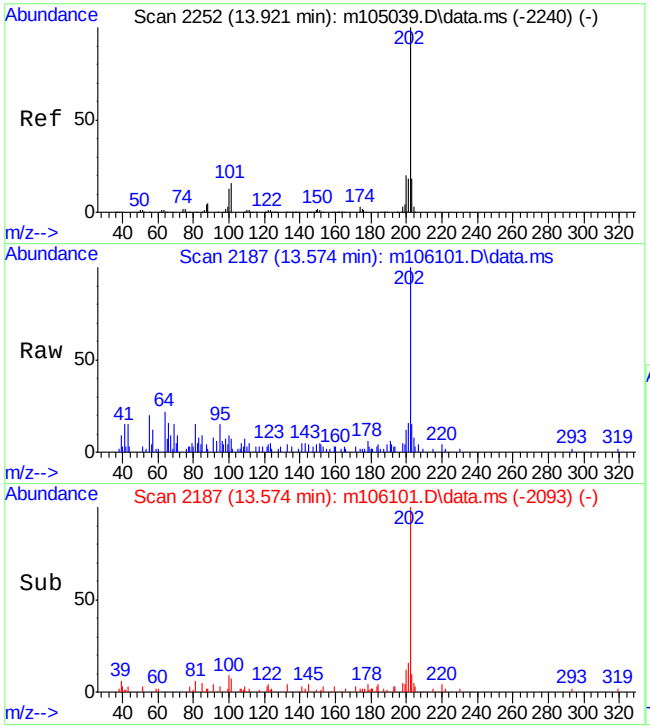

#84
Pyrene
Concen: 0.77 ppb
RT: 13.574 min Scan# 2187
Delta R.T. 0.000 min
Lab File: m106101.D
Acq: 7 Jul 2014 4:16 pm

Tgt Ion:202 Resp: 10797

Ion	Ratio	Lower	Upper
202	100		
200	12.2	0.0	50.0
203	13.3	0.0	47.5

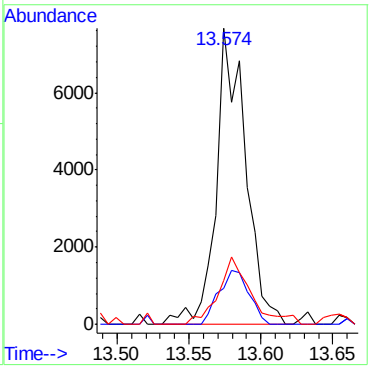

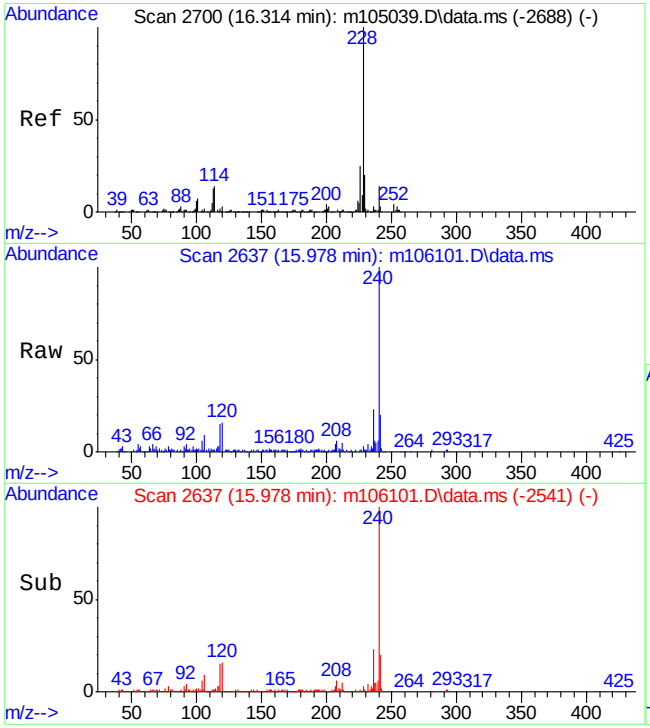

#88
Benzo[a]anthracene
Concen: 0.45 ppb
RT: 15.978 min Scan# 2637
Delta R.T. 0.011 min
Lab File: m106101.D
Acq: 7 Jul 2014 4:16 pm

Tgt Ion:228 Resp: 5633

Ion	Ratio	Lower	Upper
228	100		
229	29.4	0.0	49.7
226	15.2	0.0	55.3

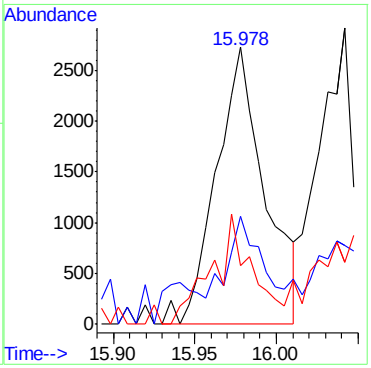

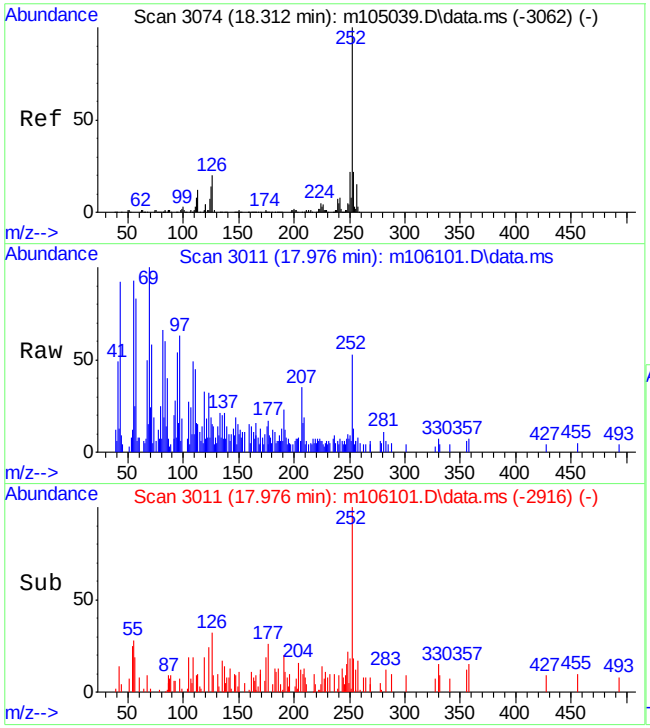

#94
Benzo[b]fluoranthene
Concen: 0.44 ppb
RT: 17.976 min Scan# 3011
Delta R.T. 0.005 min
Lab File: m106101.D
Acq: 7 Jul 2014 4:16 pm

Tgt Ion:252 Resp: 5276

Ion	Ratio	Lower	Upper
252	100		
253	15.7	0.0	51.5
125	0.0	0.0	43.3

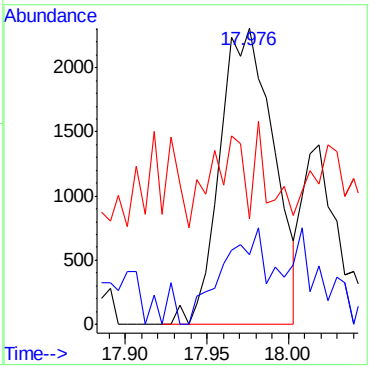

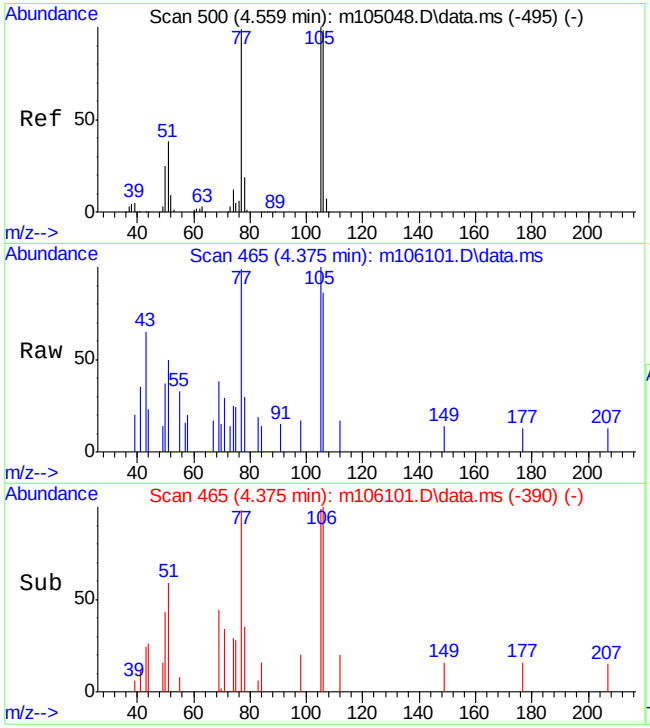

#103
Benzaldehyde
Concen: 0.41 ppb
RT: 4.375 min Scan# 465
Delta R.T. -0.099 min
Lab File: m106101.D
Acq: 7 Jul 2014 4:16 pm

Tgt Ion:105 Resp: 1386

Ion	Ratio	Lower	Upper
105	100		
106	92.2	67.7	127.7
77	87.7	69.3	129.3
51	46.0	8.4	68.4

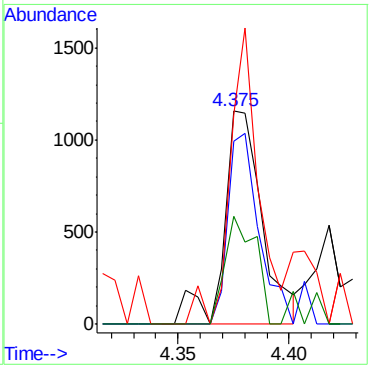

Manual Integrations APPROVED
(compounds with "m" flag)
Kristin Weiler
07/08/14 10:56

Quantitation Report (QT Reviewed)

Data Path : C:\msdchem\1\DATA\em4338\
Data File : m106102.D
Acq On : 7 Jul 2014 4:46 pm
Operator : saumilp
Sample : jb70128-2
Misc : op75975,em4338,31.1
ALS Vial : 19 Sample Multiplier: 1

Quant Time: Jul 08 11:02:41 2014
Quant Method : C:\msdchem\1\METHODS\MM4300.M
Quant Title : Semi Volatile GC/MS, rtx-5ms 30mx0.25mmx0.25um
QLast Update : Tue Jul 08 10:21:22 2014
Response via : Initial Calibration

Compound	R.T.	QIon	Response	Conc	Units	Dev(Min)
Internal Standards						
1) 1,4-Dichlorobenzene-d4	4.709	152	125745	40.00	ppb	0.00
24) Naphthalene-d8	5.847	136	456965	40.00	ppb	0.00
47) Acenaphthene-d10	8.193	164	280291	40.00	ppb	0.00
69) Phenanthrene-d10	10.816	188	472452	40.00	ppb	0.00
83) Chrysene-d12	15.997	240	388578	40.00	ppb	0.00
92) Perylene-d12	18.626	264	329749	40.00	ppb	0.01
102) 1,4-Dichlorobenzene-d4a	4.709	152	125745	40.00	ppb	0.00
104) Acenaphthene-d10a	8.193	164	280291	40.00	ppb	0.00
107) Chrysene-d12a	15.997	240	388578	40.00	ppb	0.00
109) Naphthalene-d8a	5.847	136	456965	40.00	ppb	0.00
System Monitoring Compounds						
5) 2-Fluorophenol	3.764	112	168155	37.53	ppb	0.00
Spiked Amount 50.000			Recovery =	75.06%		
8) Phenol-d5	4.485	99	225348	38.61	ppb	0.00
Spiked Amount 50.000			Recovery =	77.22%		
25) Nitrobenzene-d5	5.164	82	201215	42.48	ppb	0.00
Spiked Amount 50.000			Recovery =	84.96%		
51) 2-Fluorobiphenyl	7.178	172	375631	38.65	ppb	0.00
Spiked Amount 50.000			Recovery =	77.30%		
73) 2,4,6-Tribromophenol	9.560	330	45828	44.07	ppb	0.00
Spiked Amount 50.000			Recovery =	88.14%		
86) Terphenyl-d14	13.999	244	388850	44.65	ppb	0.01
Spiked Amount 50.000			Recovery =	89.30%		
Target Compounds						Qvalue

(#) = qualifier out of range (m) = manual integration (+) = signals summed

9.1.2
9

Quantitation Report (QT Reviewed)

Data Path : C:\msdchem\1\DATA\em4338\
Data File : m106102.D
Acq On : 7 Jul 2014 4:46 pm
Operator : saumilp
Sample : jb70128-2
Misc : op75975,em4338,31.1
ALS Vial : 19 Sample Multiplier: 1

Quant Time: Jul 08 11:02:41 2014
Quant Method : C:\msdchem\1\METHODS\MM4300.M
Quant Title : Semi Volatile GC/MS, rtx-5ms 30mx0.25mmx0.25um
QLast Update : Tue Jul 08 10:21:22 2014
Response via : Initial Calibration

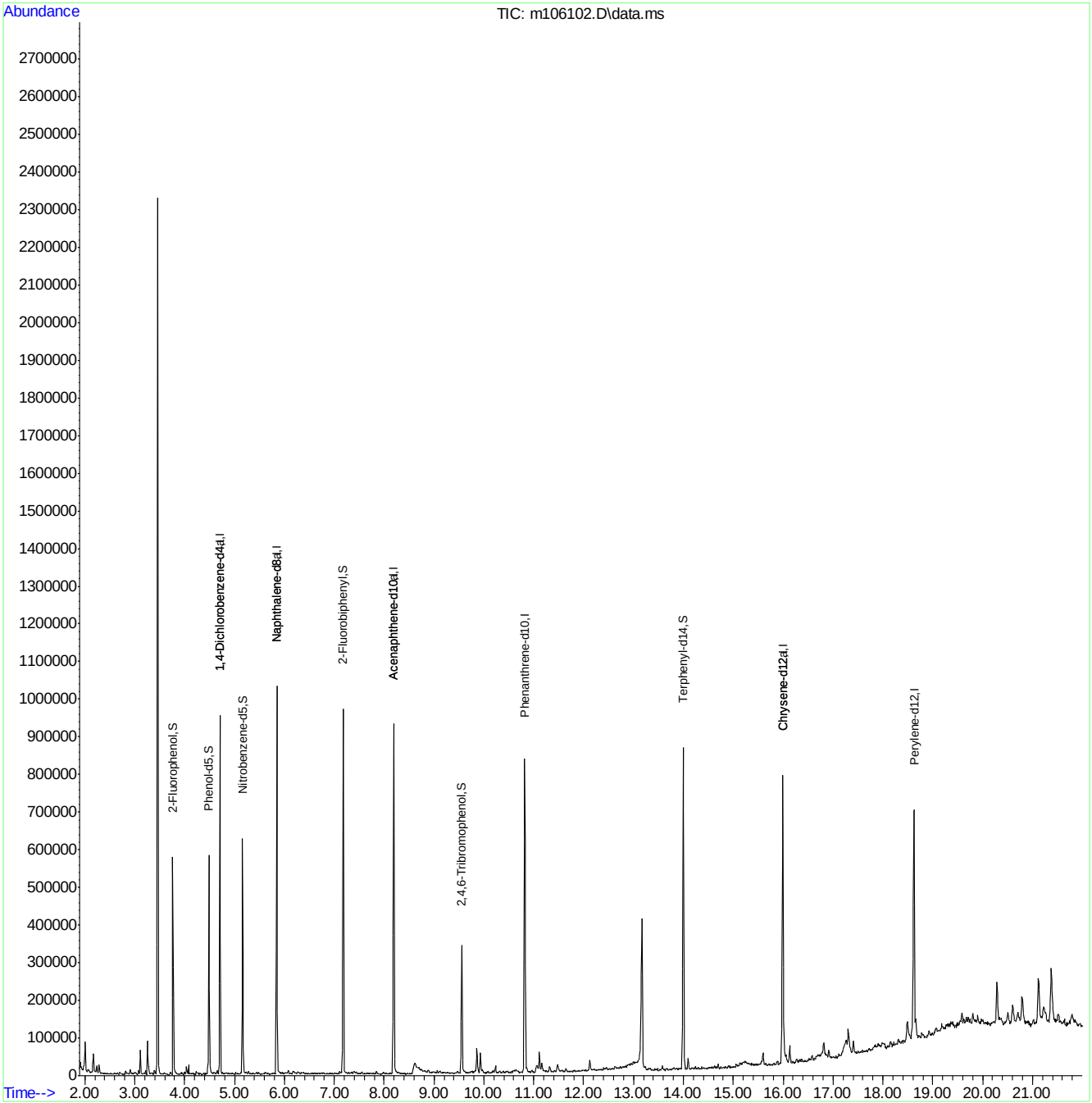

Manual Integration Approval Summary

Sample Number:	JB70128-2	**Method:**	SW846 8270D
Lab FileID:	M106102.D	**Analyst approved:**	07/08/14 10:33 Saumil Patel
Injection Time:	07/07/14 16:46	**Supervisor approved:**	07/08/14 10:56 Kristin Weiler

Parameter	CAS	Sig#	R.T. (min.)	Reason
Benzo(a)pyrene	50-32-8		0.00	Poor instrument integration

Manual Integrations APPROVED (compounds with "m" flag)
Kristin Weiler
07/08/14 10:56

Quantitation Report (QT Reviewed)

Data Path : C:\msdchem\1\DATA\em4338\
Data File : m106103.D
Acq On : 7 Jul 2014 5:15 pm
Operator : saumilp
Sample : jb70128-3
Misc : op75975,em4338,33.5
ALS Vial : 20 Sample Multiplier: 1

Quant Time: Jul 08 11:03:20 2014
Quant Method : C:\msdchem\1\METHODS\MM4300.M
Quant Title : Semi Volatile GC/MS, rtx-5ms 30mx0.25mmx0.25um
QLast Update : Tue Jul 08 10:21:22 2014
Response via : Initial Calibration

Compound	R.T.	QIon	Response	Conc	Units	Dev(Min)
Internal Standards						
1) 1,4-Dichlorobenzene-d4	4.709	152	110531	40.00	ppb	0.00
24) Naphthalene-d8	5.847	136	398192	40.00	ppb	0.00
47) Acenaphthene-d10	8.192	164	248968	40.00	ppb	0.00
69) Phenanthrene-d10	10.815	188	408243	40.00	ppb	0.00
83) Chrysene-d12	15.997	240	355380	40.00	ppb	0.00
92) Perylene-d12	18.625	264	293853	40.00	ppb	0.01
102) 1,4-Dichlorobenzene-d4a	4.709	152	110531	40.00	ppb	0.00
104) Acenaphthene-d10a	8.192	164	248968	40.00	ppb	0.00
107) Chrysene-d12a	15.997	240	355380	40.00	ppb	0.00
109) Naphthalene-d8a	5.847	136	398192	40.00	ppb	0.00
System Monitoring Compounds						
5) 2-Fluorophenol	3.763	112	163318	41.46	ppb	0.00
Spiked Amount 50.000			Recovery = 82.92%			
8) Phenol-d5	4.485	99	215387	41.98	ppb	0.00
Spiked Amount 50.000			Recovery = 83.96%			
25) Nitrobenzene-d5	5.163	82	194187	47.05	ppb	0.00
Spiked Amount 50.000			Recovery = 94.10%			
51) 2-Fluorobiphenyl	7.177	172	363363	42.09	ppb	0.00
Spiked Amount 50.000			Recovery = 84.18%			
73) 2,4,6-Tribromophenol	9.560	330	41345	46.01	ppb	0.00
Spiked Amount 50.000			Recovery = 92.02%			
86) Terphenyl-d14	13.999	244	355912	44.69	ppb	0.01
Spiked Amount 50.000			Recovery = 89.38%			
Target Compounds						Qvalue

(#) = qualifier out of range (m) = manual integration (+) = signals summed

Quantitation Report (QT Reviewed)

Data Path : C:\msdchem\1\DATA\em4338\
Data File : m106103.D
Acq On : 7 Jul 2014 5:15 pm
Operator : saumilp
Sample : jb70128-3
Misc : op75975,em4338,33.5
ALS Vial : 20 Sample Multiplier: 1

Quant Time: Jul 08 11:03:20 2014
Quant Method : C:\msdchem\1\METHODS\MM4300.M
Quant Title : Semi Volatile GC/MS, rtx-5ms 30mx0.25mmx0.25um
QLast Update : Tue Jul 08 10:21:22 2014
Response via : Initial Calibration

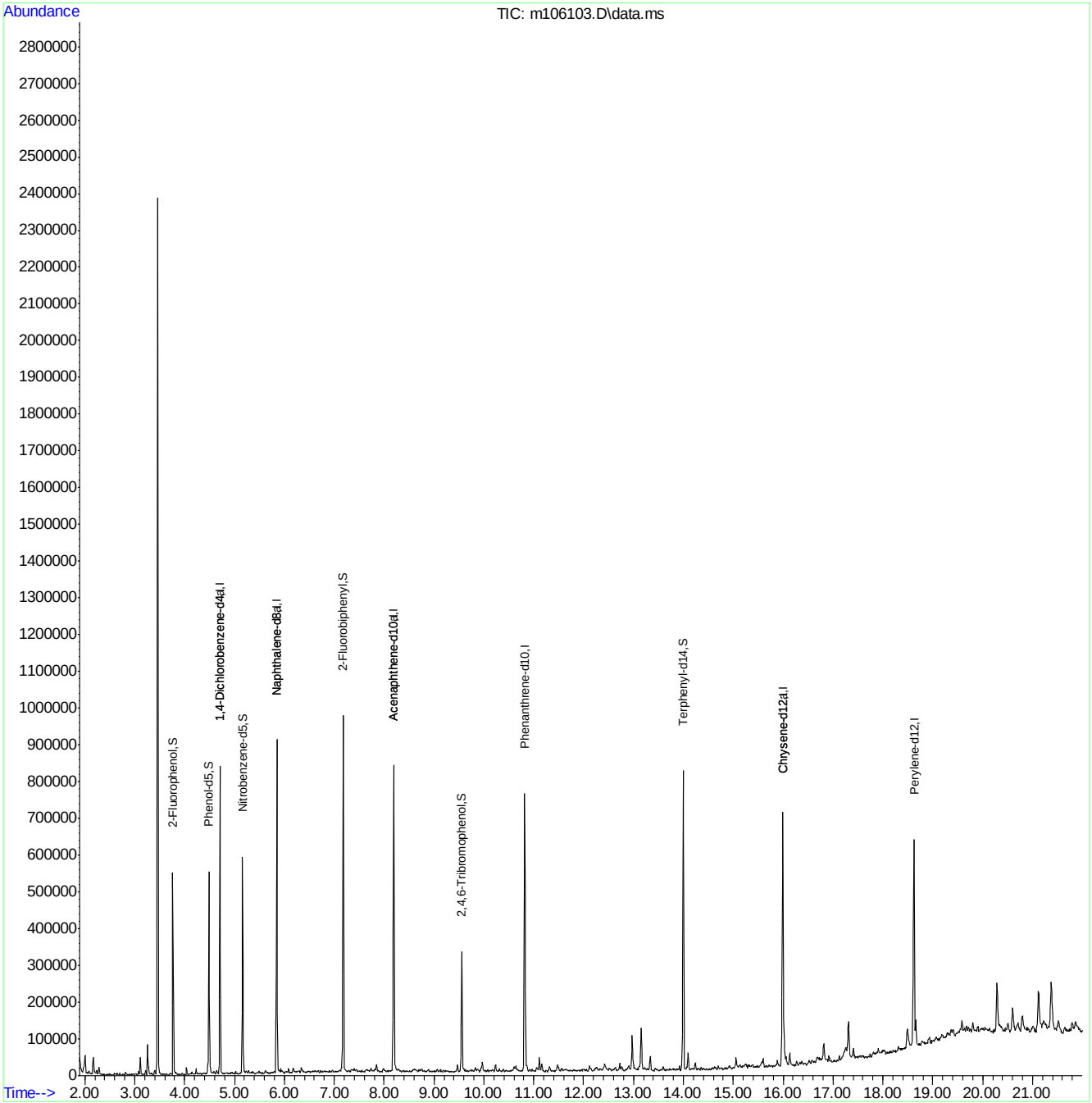

Manual Integration Approval Summary

Sample Number:	JB70128-3	**Method:**	SW846 8270D
Lab FileID:	M106103.D	**Analyst approved:**	07/08/14 10:33 Saumil Patel
Injection Time:	07/07/14 17:15	**Supervisor approved:**	07/08/14 10:56 Kristin Weiler

Parameter	CAS	Sig#	R.T. (min.)	Reason
Benzo(a)pyrene	50-32-8		0.00	Poor instrument integration

Quantitation Report (QT Reviewed)

Data Path : C:\msdchem\1\DATA\em4338\
Data File : m106104.D
Acq On : 7 Jul 2014 5:45 pm
Operator : saumilp
Sample : jb70128-4
Misc : op75975,em4338,34.4
ALS Vial : 21 Sample Multiplier: 1

Quant Time: Jul 08 11:03:35 2014
Quant Method : C:\msdchem\1\METHODS\MM4300.M
Quant Title : Semi Volatile GC/MS, rtx-5ms 30mx0.25mmx0.25um
QLast Update : Tue Jul 08 10:21:22 2014
Response via : Initial Calibration

Compound	R.T.	QIon	Response	Conc	Units	Dev(Min)
Internal Standards						
1) 1,4-Dichlorobenzene-d4	4.705	152	112559	40.00	ppb	0.00
24) Naphthalene-d8	5.848	136	408078	40.00	ppb	0.00
47) Acenaphthene-d10	8.193	164	252586	40.00	ppb	0.00
69) Phenanthrene-d10	10.816	188	416618	40.00	ppb	0.00
83) Chrysene-d12	15.993	240	377781	40.00	ppb	0.00
92) Perylene-d12	18.621	264	305220	40.00	ppb	0.00
102) 1,4-Dichlorobenzene-d4a	4.705	152	112559	40.00	ppb	0.00
104) Acenaphthene-d10a	8.193	164	252586	40.00	ppb	0.00
107) Chrysene-d12a	15.993	240	377781	40.00	ppb	0.00
109) Naphthalene-d8a	5.848	136	408078	40.00	ppb	0.00
System Monitoring Compounds						
5) 2-Fluorophenol	3.765	112	135351	33.74	ppb	0.00
Spiked Amount 50.000			Recovery = 67.48%			
8) Phenol-d5	4.486	99	187772	35.94	ppb	0.00
Spiked Amount 50.000			Recovery = 71.88%			
25) Nitrobenzene-d5	5.159	82	162374	38.39	ppb	0.00
Spiked Amount 50.000			Recovery = 76.78%			
51) 2-Fluorobiphenyl	7.178	172	317459	36.25	ppb	0.00
Spiked Amount 50.000			Recovery = 72.50%			
73) 2,4,6-Tribromophenol	9.556	330	36711	40.04	ppb	0.00
Spiked Amount 50.000			Recovery = 80.08%			
86) Terphenyl-d14	13.995	244	320849	37.90	ppb	0.00
Spiked Amount 50.000			Recovery = 75.80%			
Target Compounds						Qvalue

(#) = qualifier out of range (m) = manual integration (+) = signals summed

Quantitation Report (QT Reviewed)

Data Path : C:\msdchem\1\DATA\em4338\
Data File : m106104.D
Acq On : 7 Jul 2014 5:45 pm
Operator : saumilp
Sample : jb70128-4
Misc : op75975,em4338,34.4
ALS Vial : 21 Sample Multiplier: 1

Quant Time: Jul 08 11:03:35 2014
Quant Method : C:\msdchem\1\METHODS\MM4300.M
Quant Title : Semi Volatile GC/MS, rtx-5ms 30mx0.25mmx0.25um
QLast Update : Tue Jul 08 10:21:22 2014
Response via : Initial Calibration

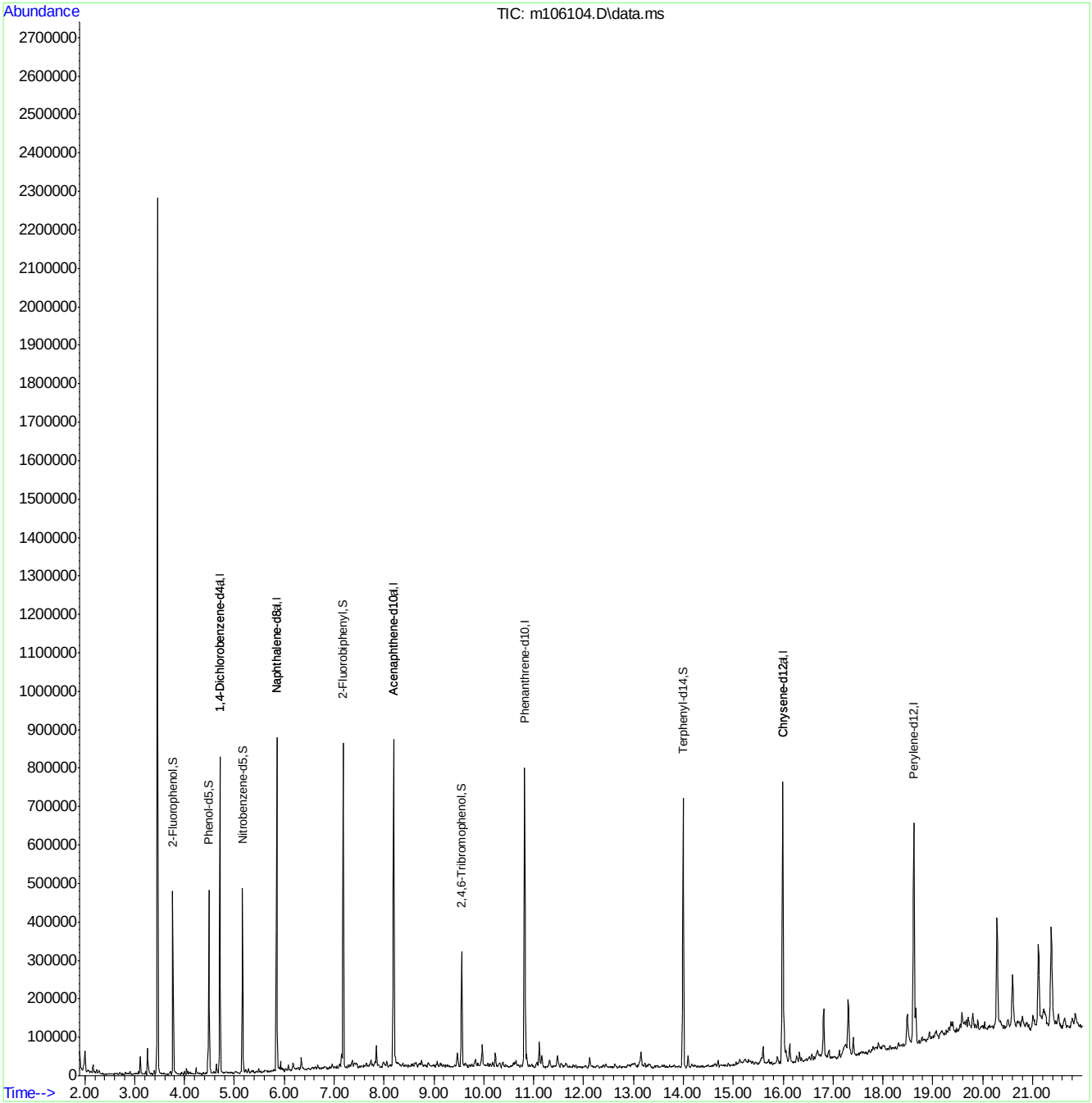

Quantitation Report (QT Reviewed)

Data Path : C:\msdchem\1\DATA\em4338\
Data File : m106105.D
Acq On : 7 Jul 2014 6:14 pm
Operator : saumilp
Sample : jb70128-5
Misc : op75975,em4338,31.8
ALS Vial : 22 Sample Multiplier: 1

Quant Time: Jul 08 10:25:33 2014
Quant Method : C:\msdchem\1\METHODS\MM4300.M
Quant Title : Semi Volatile GC/MS, rtx-5ms 30mx0.25mmx0.25um
QLast Update : Tue Jul 08 10:21:22 2014
Response via : Initial Calibration

Compound	R.T.	QIon	Response	Conc	Units	Dev(Min)
Internal Standards						
1) 1,4-Dichlorobenzene-d4	4.706	152	106606	40.00	ppb	0.00
24) Naphthalene-d8	5.844	136	377786	40.00	ppb	0.00
47) Acenaphthene-d10	8.194	164	234940	40.00	ppb	0.00
69) Phenanthrene-d10	10.817	188	394057	40.00	ppb	0.00
83) Chrysene-d12	15.994	240	341315	40.00	ppb	0.00
92) Perylene-d12	18.622	264	279070	40.00	ppb	0.01
102) 1,4-Dichlorobenzene-d4a	4.706	152	106606	40.00	ppb	0.00
104) Acenaphthene-d10a	8.194	164	234940	40.00	ppb	0.00
107) Chrysene-d12a	15.994	240	341315	40.00	ppb	0.00
109) Naphthalene-d8a	5.844	136	377786	40.00	ppb	0.00
System Monitoring Compounds						
5) 2-Fluorophenol	3.766	112	131373	34.58	ppb	0.01
Spiked Amount 50.000			Recovery =	69.16%		
8) Phenol-d5	4.487	99	174770	35.32	ppb	0.01
Spiked Amount 50.000			Recovery =	70.64%		
25) Nitrobenzene-d5	5.160	82	157718	40.28	ppb	0.00
Spiked Amount 50.000			Recovery =	80.56%		
51) 2-Fluorobiphenyl	7.179	172	303573	37.27	ppb	0.00
Spiked Amount 50.000			Recovery =	74.54%		
73) 2,4,6-Tribromophenol	9.557	330	37388	43.11	ppb	0.00
Spiked Amount 50.000			Recovery =	86.22%		
86) Terphenyl-d14	13.996	244	307191	40.16	ppb	0.01
Spiked Amount 50.000			Recovery =	80.32%		
Target Compounds						Qvalue

(#) = qualifier out of range (m) = manual integration (+) = signals summed

Quantitation Report (QT Reviewed)

Data Path : C:\msdchem\1\DATA\em4338\
Data File : m106105.D
Acq On : 7 Jul 2014 6:14 pm
Operator : saumilp
Sample : jb70128-5
Misc : op75975,em4338,31.8
ALS Vial : 22 Sample Multiplier: 1

Quant Time: Jul 08 10:25:33 2014
Quant Method : C:\msdchem\1\METHODS\MM4300.M
Quant Title : Semi Volatile GC/MS, rtx-5ms 30mx0.25mmx0.25um
QLast Update : Tue Jul 08 10:21:22 2014
Response via : Initial Calibration

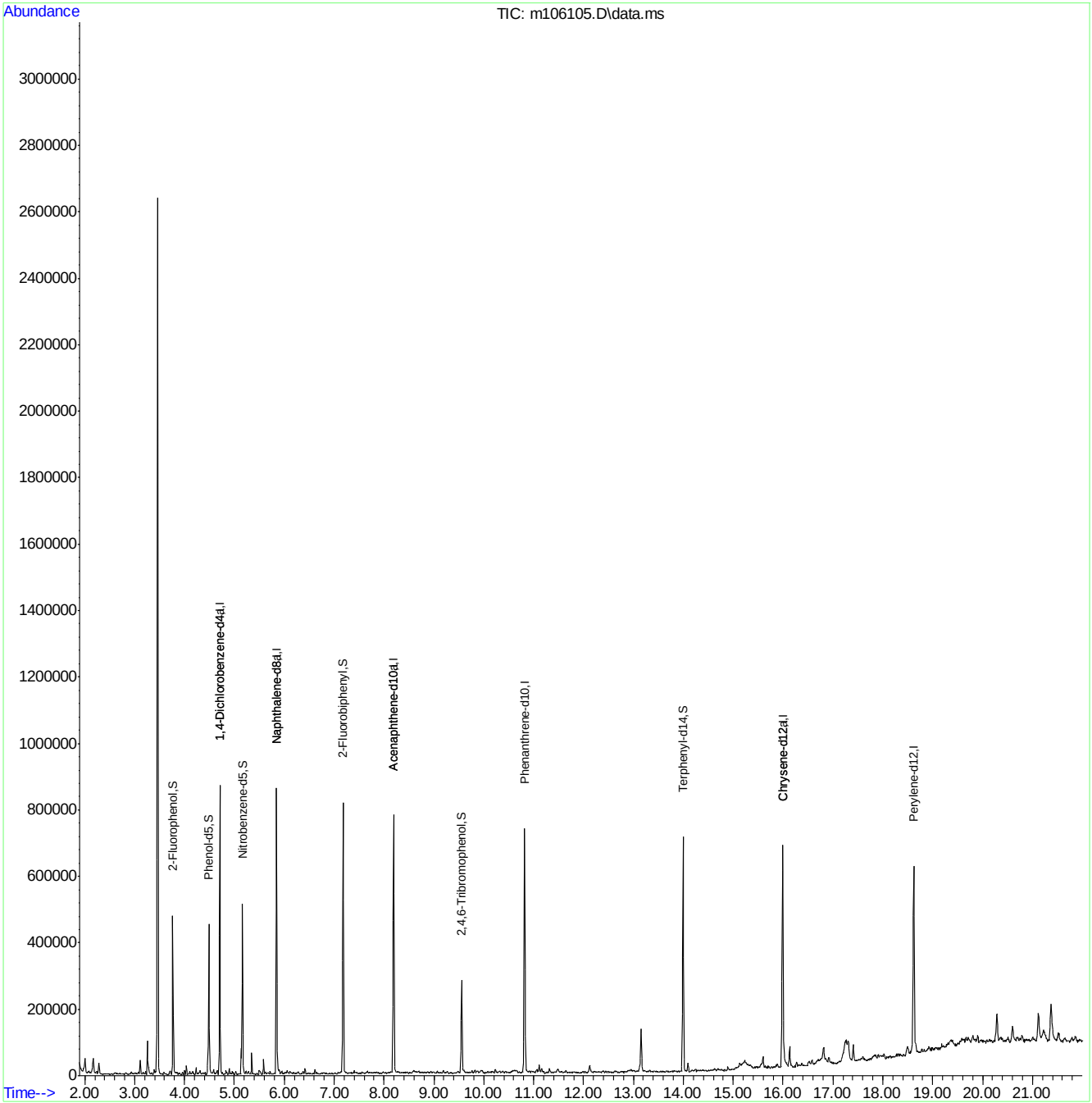

Manual Integrations APPROVED (compounds with "m" flag)
Kristin Weiler
07/08/14 10:56

Quantitation Report (QT Reviewed)

Data Path : C:\msdchem\1\DATA\em4338\
Data File : m106106.D
Acq On : 7 Jul 2014 6:43 pm
Operator : saumilp
Sample : jb70128-6
Misc : op75975,em4338,31.3
ALS Vial : 23 Sample Multiplier: 1

Quant Time: Jul 08 11:03:55 2014
Quant Method : C:\msdchem\1\METHODS\MM4300.M
Quant Title : Semi Volatile GC/MS, rtx-5ms 30mx0.25mmx0.25um
QLast Update : Tue Jul 08 10:21:22 2014
Response via : Initial Calibration

Compound	R.T.	QIon	Response	Conc	Units	Dev(Min)
Internal Standards						
1) 1,4-Dichlorobenzene-d4	4.709	152	96671	40.00	ppb	0.00
24) Naphthalene-d8	5.847	136	354103	40.00	ppb	0.00
47) Acenaphthene-d10	8.192	164	222090	40.00	ppb	0.00
69) Phenanthrene-d10	10.815	188	372106	40.00	ppb	0.00
83) Chrysene-d12	15.992	240	329080	40.00	ppb	0.00
92) Perylene-d12	18.620	264	263737	40.00	ppb	0.00
102) 1,4-Dichlorobenzene-d4a	4.709	152	96671	40.00	ppb	0.00
104) Acenaphthene-d10a	8.192	164	222090	40.00	ppb	0.00
107) Chrysene-d12a	15.992	240	329080	40.00	ppb	0.00
109) Naphthalene-d8a	5.847	136	354103	40.00	ppb	0.00
System Monitoring Compounds						
5) 2-Fluorophenol	3.769	112	134423	39.02	ppb	0.01
Spiked Amount 50.000			Recovery = 78.04%			
8) Phenol-d5	4.485	99	174571	38.90	ppb	0.00
Spiked Amount 50.000			Recovery = 77.80%			
25) Nitrobenzene-d5	5.163	82	157965	43.04	ppb	0.00
Spiked Amount 50.000			Recovery = 86.08%			
51) 2-Fluorobiphenyl	7.177	172	311660	40.47	ppb	0.00
Spiked Amount 50.000			Recovery = 80.94%			
73) 2,4,6-Tribromophenol	9.560	330	38004	46.40	ppb	0.00
Spiked Amount 50.000			Recovery = 92.80%			
86) Terphenyl-d14	13.999	244	332166	45.04	ppb	0.01
Spiked Amount 50.000			Recovery = 90.08%			
Target Compounds						Qvalue

(#) = qualifier out of range (m) = manual integration (+) = signals summed

Quantitation Report (QT Reviewed)

Data Path : C:\msdchem\1\DATA\em4338\
Data File : m106106.D
Acq On : 7 Jul 2014 6:43 pm
Operator : saumilp
Sample : jb70128-6
Misc : op75975,em4338,31.3
ALS Vial : 23 Sample Multiplier: 1

Quant Time: Jul 08 11:03:55 2014
Quant Method : C:\msdchem\1\METHODS\MM4300.M
Quant Title : Semi Volatile GC/MS, rtx-5ms 30mx0.25mmx0.25um
QLast Update : Tue Jul 08 10:21:22 2014
Response via : Initial Calibration

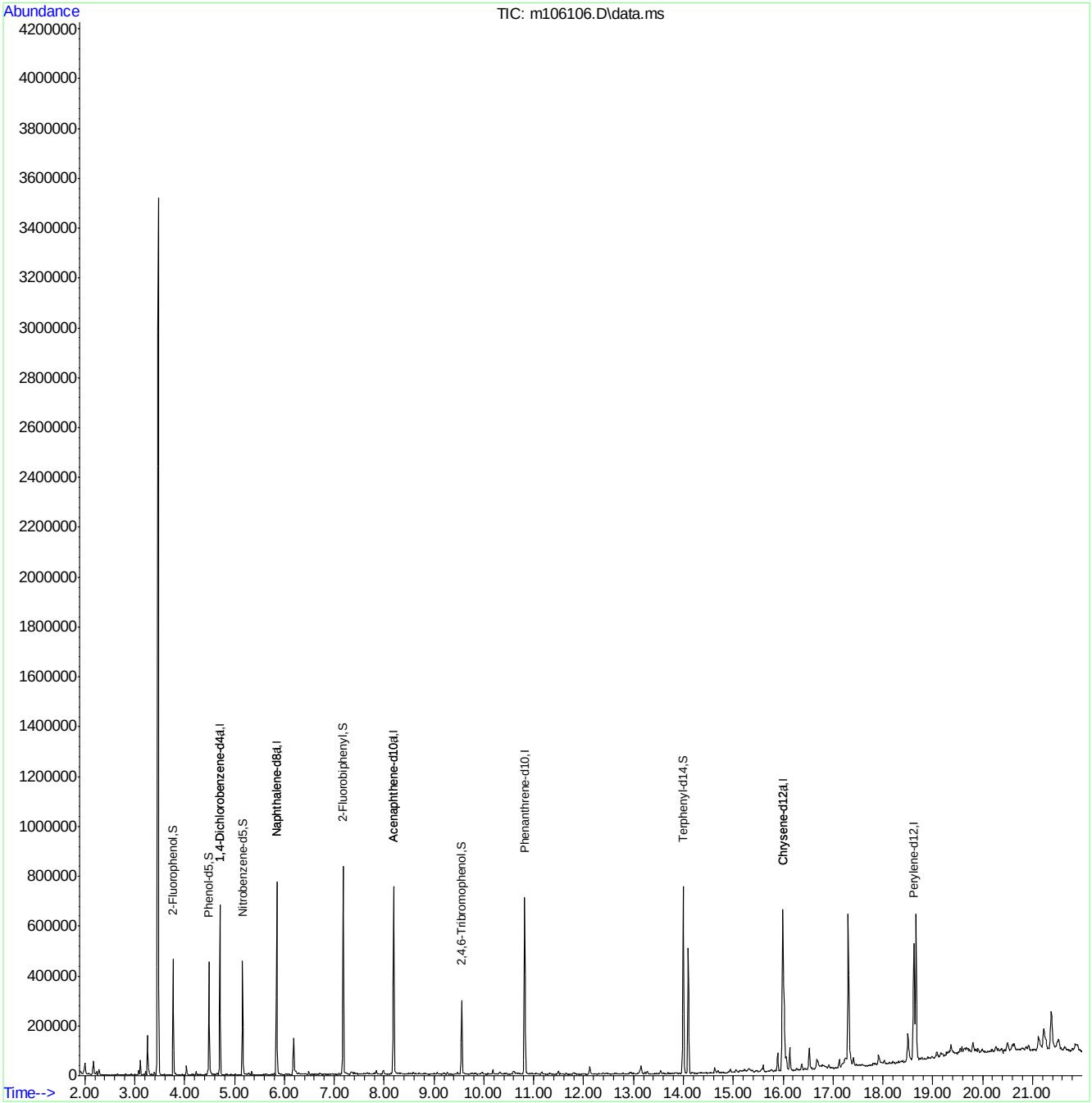

Manual Integration Approval Summary

Sample Number:	JB70128-6	**Method:**	SW846 8270D
Lab FileID:	M106106.D	**Analyst approved:**	07/08/14 10:33 Saumil Patel
Injection Time:	07/07/14 18:43	**Supervisor approved:**	07/08/14 10:56 Kristin Weiler

Parameter	CAS	Sig#	R.T. (min.)	Reason
Benzo(a)pyrene	50-32-8		0.00	Poor instrument integration

Manual Integrations APPROVED (compounds with "m" flag)
Kristin Weiler
07/08/14 10:56

Quantitation Report (QT Reviewed)

Data Path : C:\msdchem\1\DATA\em4338\
Data File : m106107.D
Acq On : 7 Jul 2014 7:12 pm
Operator : saumilp
Sample : jb70128-7
Misc : op75975,em4338,32.4
ALS Vial : 24 Sample Multiplier: 1

Quant Time: Jul 08 11:04:10 2014
Quant Method : C:\msdchem\1\METHODS\MM4300.M
Quant Title : Semi Volatile GC/MS, rtx-5ms 30mx0.25mmx0.25um
QLast Update : Mon Jul 07 15:23:19 2014
Response via : Initial Calibration

Compound	R.T.	QIon	Response	Conc	Units	Dev(Min)
Internal Standards						
1) 1,4-Dichlorobenzene-d4	4.708	152	122163	40.00	ppb	0.00
24) Naphthalene-d8	5.846	136	441952	40.00	ppb	0.00
47) Acenaphthene-d10	8.192	164	273440	40.00	ppb	0.00
69) Phenanthrene-d10	10.820	188	464595	40.00	ppb	0.00
83) Chrysene-d12	15.996	240	409413	40.00	ppb	0.00
92) Perylene-d12	18.625	264	337655	40.00	ppb	0.01
102) 1,4-Dichlorobenzene-d4a	4.708	152	122163	40.00	ppb	0.00
104) Acenaphthene-d10a	8.192	164	273440	40.00	ppb	0.00
107) Chrysene-d12a	15.996	240	409413	40.00	ppb	0.00
109) Naphthalene-d8a	5.846	136	441952	40.00	ppb	0.00
System Monitoring Compounds						
5) 2-Fluorophenol	3.763	112	177771	40.83	ppb	0.00
Spiked Amount 50.000			Recovery = 81.66%			
8) Phenol-d5	4.484	99	234789	41.40	ppb	0.00
Spiked Amount 50.000			Recovery = 82.80%			
25) Nitrobenzene-d5	5.163	82	210043	45.85	ppb	0.00
Spiked Amount 50.000			Recovery = 91.70%			
51) 2-Fluorobiphenyl	7.177	172	396687	41.84	ppb	0.00
Spiked Amount 50.000			Recovery = 83.68%			
73) 2,4,6-Tribromophenol	9.559	330	49482	48.39	ppb	0.00
Spiked Amount 50.000			Recovery = 96.78%			
86) Terphenyl-d14	13.998	244	424519	46.27	ppb	0.01
Spiked Amount 50.000			Recovery = 92.54%			
Target Compounds						Qvalue

(#) = qualifier out of range (m) = manual integration (+) = signals summed

Quantitation Report (QT Reviewed)

Data Path : C:\msdchem\1\DATA\em4338\
Data File : m106107.D
Acq On : 7 Jul 2014 7:12 pm
Operator : saumilp
Sample : jb70128-7
Misc : op75975,em4338,32.4
ALS Vial : 24 Sample Multiplier: 1

Quant Time: Jul 08 11:04:10 2014
Quant Method : C:\msdchem\1\METHODS\MM4300.M
Quant Title : Semi Volatile GC/MS, rtx-5ms 30mx0.25mmx0.25um
QLast Update : Mon Jul 07 15:23:19 2014
Response via : Initial Calibration

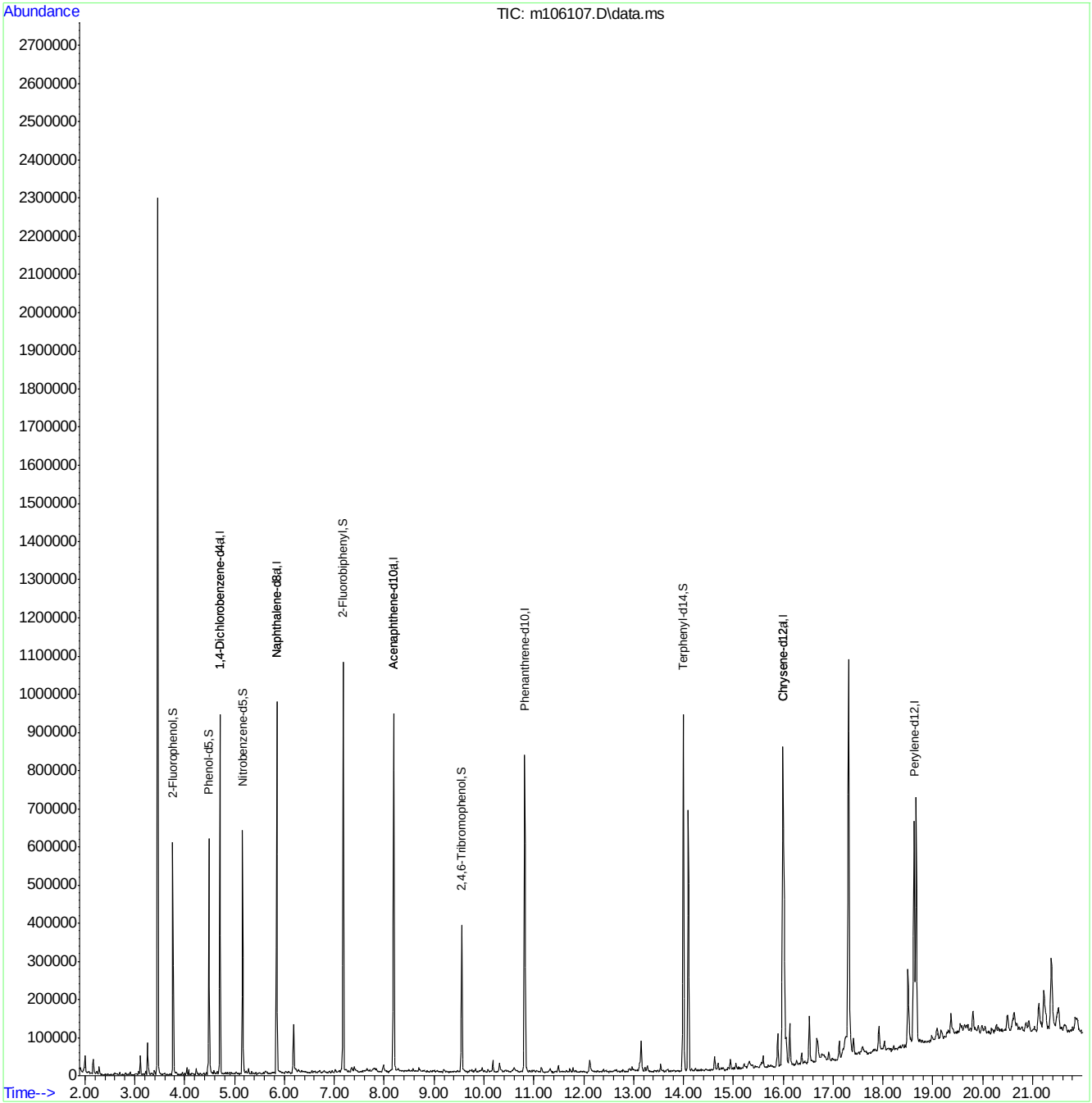

Manual Integration Approval Summary

Sample Number:	JB70128-7	**Method:**	SW846 8270D
Lab FileID:	M106107.D	**Analyst approved:**	07/08/14 10:33 Saumil Patel
Injection Time:	07/07/14 19:12	**Supervisor approved:**	07/08/14 10:56 Kristin Weiler

Parameter	CAS	Sig#	R.T. (min.)	Reason
Benzo(a)pyrene	50-32-8		0.00	Poor instrument integration

Quantitation Report (QT Reviewed)

Data Path : C:\msdchem\1\DATA\E3e2691\
Data File : 3E62835.D
Acq On : 4 Jul 2014 5:03 am
Operator : ashleyd
Sample : jb70128-8
Misc : op75993,e3e2691,850
ALS Vial : 16 Sample Multiplier: 1

Quant Time: Jul 05 13:38:43 2014
Quant Method : C:\msdchem\1\METHODS\M3E2680.M
Quant Title : Semi Volatile GC/MS, rtx-5msi 30m x .25mm x .25MoThu Jul 03 11:45:03 2014
QLast Update : Thu Jul 03 11:45:03 2014
Response via : Initial Calibration

Internal Standards	R.T.	QIon	Response	Conc	Units	Dev(Min)
1) 1,4-Dichlorobenzene-d4	4.668	152	189462	40.00	ppb	-0.04
24) Naphthalene-d8	5.749	136	706032	40.00	ppb	-0.06
47) Acenaphthene-d10	7.808	164	405324	40.00	ppb	-0.07
69) Phenanthrene-d10	9.985	188	673559	40.00	ppb	-0.08
83) Chrysene-d12	14.173	240	639740	40.00	ppb	-0.09
92) Perylene-d12	16.301	264	591454	40.00	ppb	-0.08
102) 1,4-Dichlorobenzene-d4a	4.668	152	189462	40.00	ppb	-0.04
104) Acenaphthene-d10a	7.808	164	405324	40.00	ppb	-0.07
106) Phenanthrene-d10a	9.985	188	673559	40.00	ppb	-0.08
110) Chrysene-d12a	14.173	240	639740	40.00	ppb	-0.09
112) Naphthalene-d8a	5.749	136	706032	40.00	ppb	-0.06
System Monitoring Compounds						
5) 2-Fluorophenol	3.711	112	189361	30.79	ppb	-0.04
Spiked Amount 50.000			Recovery = 61.58%			
8) Phenol-d5	4.427	99	161965	21.12	ppb	-0.04
Spiked Amount 50.000			Recovery = 42.24%			
25) Nitrobenzene-d5	5.112	82	302161	47.35	ppb	-0.05
Spiked Amount 50.000			Recovery = 94.70%			
51) 2-Fluorobiphenyl	6.936	172	612770	44.94	ppb	-0.06
Spiked Amount 50.000			Recovery = 89.88%			
73) 2,4,6-Tribromophenol	8.947	330	78155	52.13	ppb	-0.07
Spiked Amount 50.000			Recovery = 104.26%			
85) Terphenyl-d14	12.536	244	655998	46.06	ppb	-0.08
Spiked Amount 50.000			Recovery = 92.12%			
108) o-Terphenyl	0.000	230	0d	0.00	ppb	
Spiked Amount 50.000			Recovery = 0.00%			
109) 1-Chlorooctadecane	0.000	57	0	0.00	ppb	
Spiked Amount 50.000			Recovery = 0.00%			

Target Compounds	Qvalue

(#) = qualifier out of range (m) = manual integration (+) = signals summed

Quantitation Report (QT Reviewed)

Data Path : C:\msdchem\1\DATA\E3e2691\
Data File : 3E62835.D
Acq On : 4 Jul 2014 5:03 am
Operator : ashleyd
Sample : jb70128-8
Misc : op75993,e3e2691,850
ALS Vial : 16 Sample Multiplier: 1

Quant Time: Jul 05 13:38:43 2014
Quant Method : C:\msdchem\1\METHODS\M3E2680.M
Quant Title : Semi Volatile GC/MS, rtx-5msi 30m x .25mm x .25MoThu Jul 03 11:45:03 2014
QLast Update : Thu Jul 03 11:45:03 2014
Response via : Initial Calibration

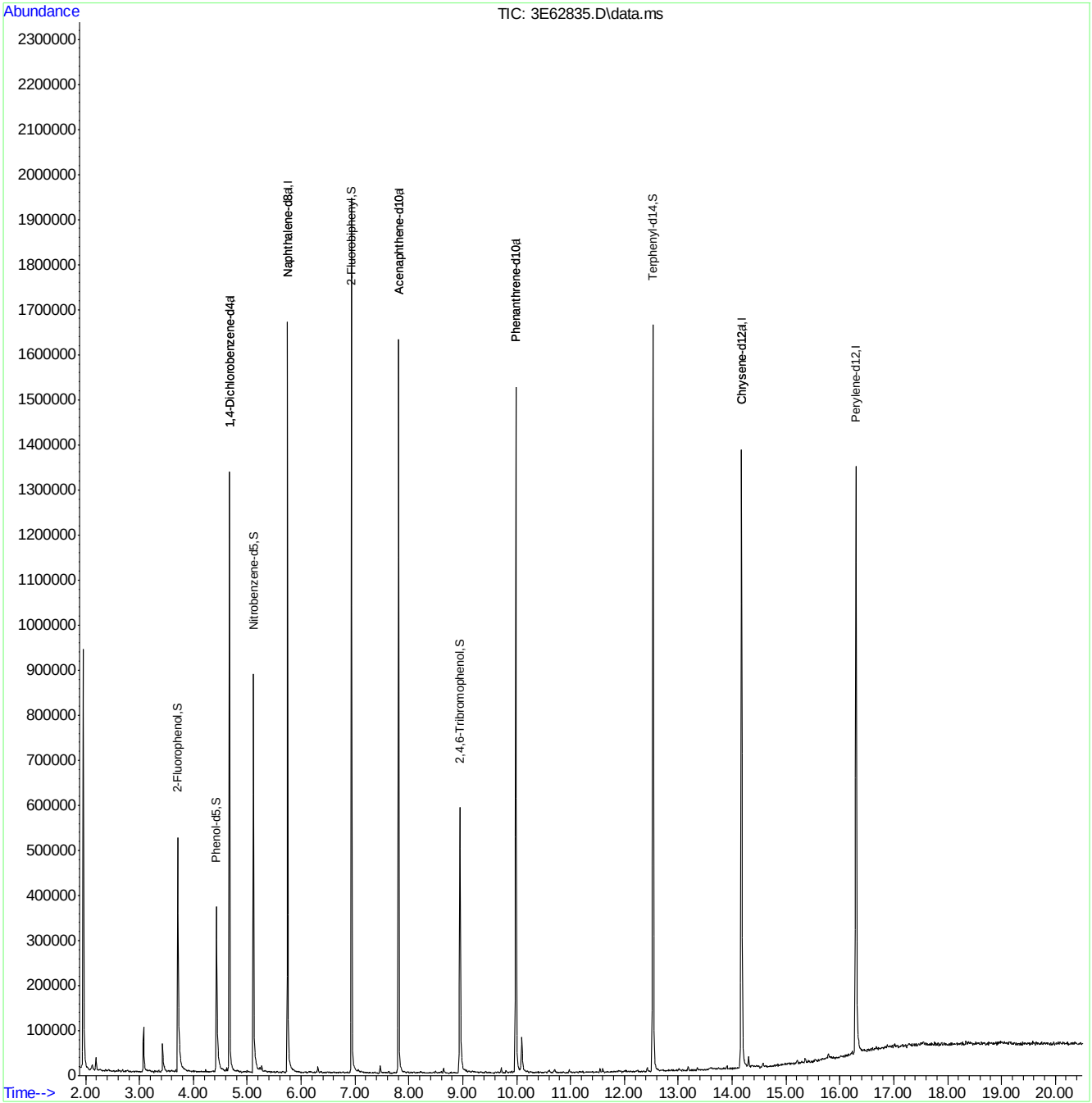

M3E2680.M Sat Jul 05 13:38:48 2014 MS3E Page: 2

Manual Integrations APPROVED
(compounds with "m" flag)
Kristin Weiler
07/08/14 10:56

Quantitation Report (QT Reviewed)

Data Path : C:\msdchem\1\DATA\em4338\
Data File : m106108.D
Acq On : 7 Jul 2014 7:42 pm
Operator : saumilp
Sample : jb70128-10
Misc : op75975,em4338,32.9
ALS Vial : 25 Sample Multiplier: 1

Quant Time: Jul 08 11:04:26 2014
Quant Method : C:\msdchem\1\METHODS\MM4300.M
Quant Title : Semi Volatile GC/MS, rtx-5ms 30mx0.25mmx0.25um
QLast Update : Mon Jul 07 15:23:19 2014
Response via : Initial Calibration

Compound	R.T.	QIon	Response	Conc	Units	Dev(Min)
Internal Standards						
1) 1,4-Dichlorobenzene-d4	4.710	152	120162	40.00	ppb	0.00
24) Naphthalene-d8	5.847	136	435377	40.00	ppb	0.00
47) Acenaphthene-d10	8.193	164	273214	40.00	ppb	0.00
69) Phenanthrene-d10	10.816	188	461817	40.00	ppb	0.00
83) Chrysene-d12	15.992	240	422562	40.00	ppb	0.00
92) Perylene-d12	18.620	264	339023	40.00	ppb	0.00
102) 1,4-Dichlorobenzene-d4a	4.710	152	120162	40.00	ppb	0.00
104) Acenaphthene-d10a	8.193	164	273214	40.00	ppb	0.00
107) Chrysene-d12a	15.992	240	422562	40.00	ppb	0.00
109) Naphthalene-d8a	5.847	136	435377	40.00	ppb	0.00
System Monitoring Compounds						
5) 2-Fluorophenol	3.764	112	161244	37.66	ppb	0.00
Spiked Amount 50.000			Recovery = 75.32%			
8) Phenol-d5	4.485	99	216371	38.79	ppb	0.00
Spiked Amount 50.000			Recovery = 77.58%			
25) Nitrobenzene-d5	5.164	82	193323	42.84	ppb	0.00
Spiked Amount 50.000			Recovery = 85.68%			
51) 2-Fluorobiphenyl	7.178	172	371415	39.21	ppb	0.00
Spiked Amount 50.000			Recovery = 78.42%			
73) 2,4,6-Tribromophenol	9.555	330	45000	44.27	ppb	0.00
Spiked Amount 50.000			Recovery = 88.54%			
86) Terphenyl-d14	13.999	244	388713	41.05	ppb	0.01
Spiked Amount 50.000			Recovery = 82.10%			
Target Compounds						Qvalue
103) Benzaldehyde	4.378	105	1116	0.34	ppb	92

(#) = qualifier out of range (m) = manual integration (+) = signals summed

Quantitation Report (QT Reviewed)

Data Path : C:\msdchem\1\DATA\em4338\
Data File : m106108.D
Acq On : 7 Jul 2014 7:42 pm
Operator : saumilp
Sample : jb70128-10
Misc : op75975,em4338,32.9
ALS Vial : 25 Sample Multiplier: 1

Quant Time: Jul 08 11:04:26 2014
Quant Method : C:\msdchem\1\METHODS\MM4300.M
Quant Title : Semi Volatile GC/MS, rtx-5ms 30mx0.25mmx0.25um
QLast Update : Mon Jul 07 15:23:19 2014
Response via : Initial Calibration

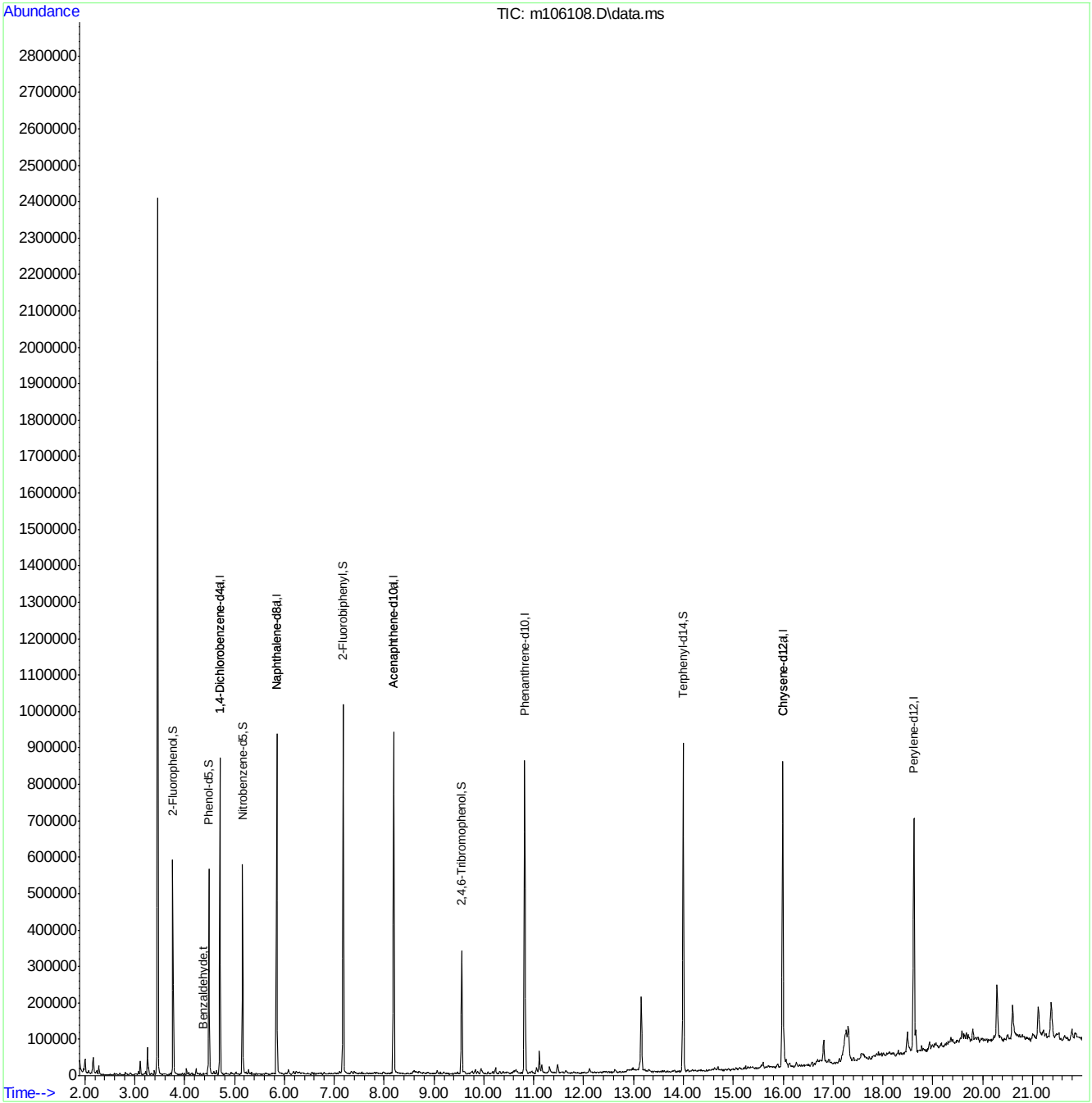

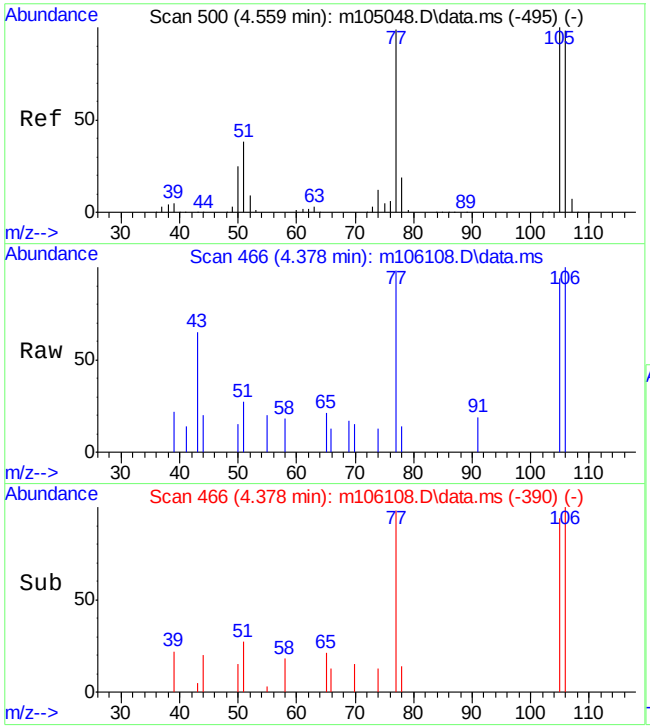

#103
Benzaldehyde
Concen: 0.34 ppb
RT: 4.378 min Scan# 466
Delta R.T. -0.096 min
Lab File: m106108.D
Acq: 7 Jul 2014 7:42 pm

Tgt Ion:105 Resp: 1116

Ion	Ratio	Lower	Upper
105	100		
106	105.9	67.7	127.7
77	93.7	69.3	129.3
51	28.8	8.4	68.4

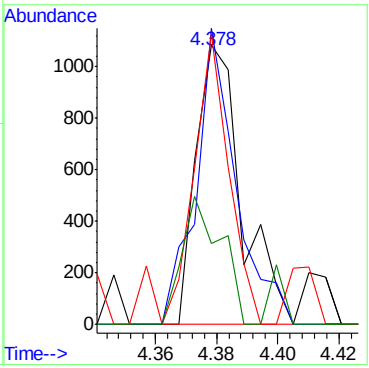

9.1.9

6

Manual Integration Approval Summary

Sample Number:	JB70128-10	**Method:**	SW846 8270D
Lab FileID:	M106108.D	**Analyst approved:**	07/08/14 10:33 Saumil Patel
Injection Time:	07/07/14 19:42	**Supervisor approved:**	07/08/14 10:56 Kristin Weiler

Parameter	CAS	Sig#	R.T. (min.)	Reason
Benzo(a)pyrene	50-32-8		0.00	Poor instrument integration

Manual Integrations APPROVED (compounds with "m" flag)
Kristin Weiler
07/08/14 10:56

Quantitation Report (QT Reviewed)

Data Path : C:\msdchem\1\DATA\em4338\
Data File : m106109.D
Acq On : 7 Jul 2014 8:11 pm
Operator : saumilp
Sample : jb70128-11
Misc : op75975,em4338,31.0
ALS Vial : 26 Sample Multiplier: 1

Quant Time: Jul 08 11:04:42 2014
Quant Method : C:\msdchem\1\METHODS\MM4300.M
Quant Title : Semi Volatile GC/MS, rtx-5ms 30mx0.25mmx0.25um
QLast Update : Mon Jul 07 15:23:19 2014
Response via : Initial Calibration

Compound	R.T.	QIon	Response	Conc	Units	Dev(Min)
Internal Standards						
1) 1,4-Dichlorobenzene-d4	4.709	152	120921	40.00	ppb	0.00
24) Naphthalene-d8	5.847	136	436717	40.00	ppb	0.00
47) Acenaphthene-d10	8.192	164	265441	40.00	ppb	0.00
69) Phenanthrene-d10	10.815	188	448038	40.00	ppb	0.00
83) Chrysene-d12	15.992	240	371836	40.00	ppb	0.00
92) Perylene-d12	18.620	264	296577	40.00	ppb	0.00
102) 1,4-Dichlorobenzene-d4a	4.709	152	120921	40.00	ppb	0.00
104) Acenaphthene-d10a	8.192	164	265441	40.00	ppb	0.00
107) Chrysene-d12a	15.992	240	371836	40.00	ppb	0.00
109) Naphthalene-d8a	5.847	136	436717	40.00	ppb	0.00
System Monitoring Compounds						
5) 2-Fluorophenol	3.764	112	160243	37.19	ppb	0.00
Spiked Amount 50.000			Recovery = 74.38%			
8) Phenol-d5	4.485	99	207323	36.93	ppb	0.00
Spiked Amount 50.000			Recovery = 73.86%			
25) Nitrobenzene-d5	5.158	82	183863	40.62	ppb	0.00
Spiked Amount 50.000			Recovery = 81.24%			
51) 2-Fluorobiphenyl	7.177	172	354001	38.46	ppb	0.00
Spiked Amount 50.000			Recovery = 76.92%			
73) 2,4,6-Tribromophenol	9.554	330	43475	44.09	ppb	0.00
Spiked Amount 50.000			Recovery = 88.18%			
86) Terphenyl-d14	13.999	244	371721	44.61	ppb	0.01
Spiked Amount 50.000			Recovery = 89.22%			
Target Compounds						Qvalue

(#) = qualifier out of range (m) = manual integration (+) = signals summed

Quantitation Report (QT Reviewed)

Data Path : C:\msdchem\1\DATA\em4338\
Data File : m106109.D
Acq On : 7 Jul 2014 8:11 pm
Operator : saumilp
Sample : jb70128-11
Misc : op75975,em4338,31.0
ALS Vial : 26 Sample Multiplier: 1

Quant Time: Jul 08 11:04:42 2014
Quant Method : C:\msdchem\1\METHODS\MM4300.M
Quant Title : Semi Volatile GC/MS, rtx-5ms 30mx0.25mmx0.25um
QLast Update : Mon Jul 07 15:23:19 2014
Response via : Initial Calibration

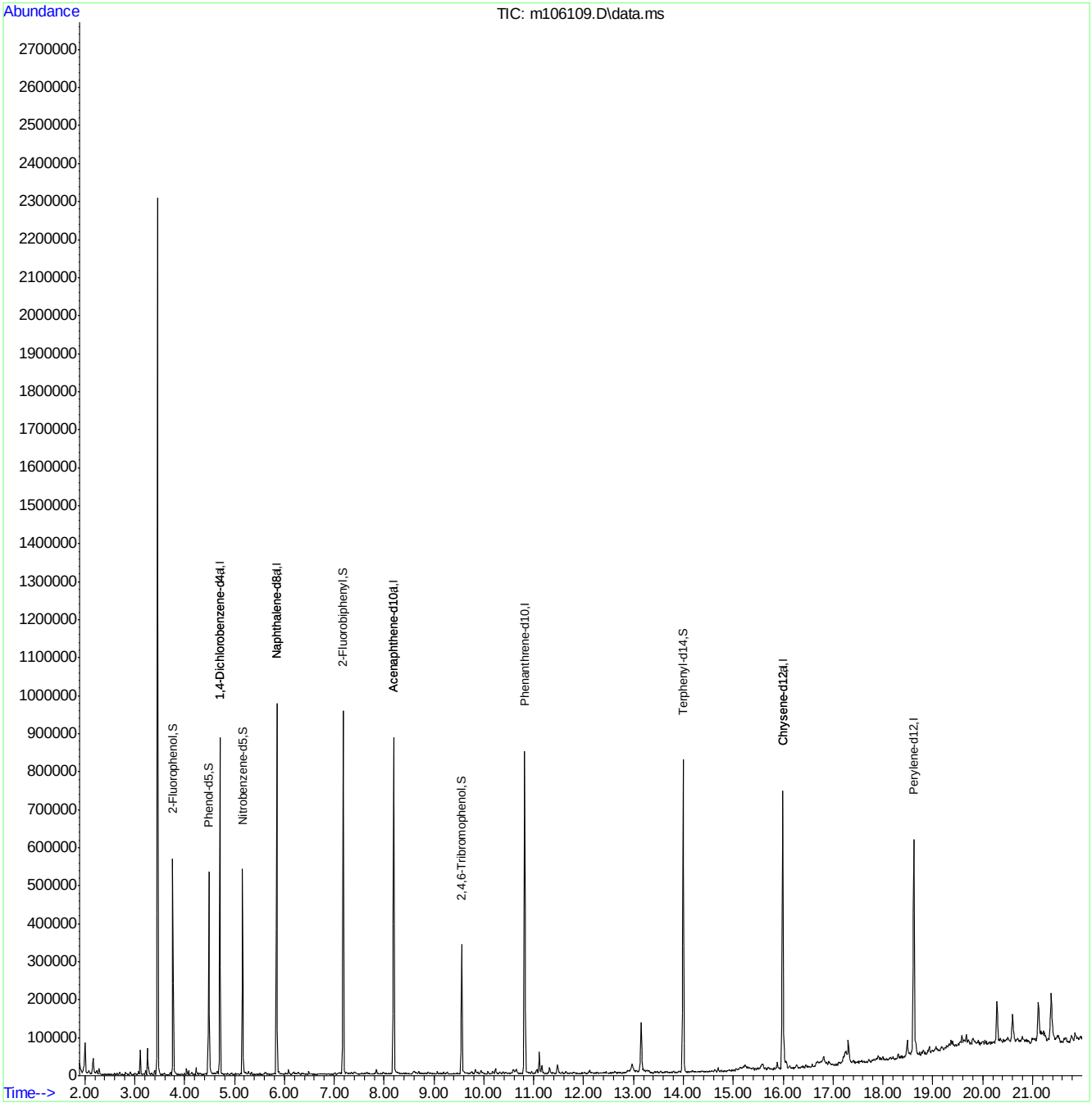

Manual Integration Approval Summary

Sample Number:	JB70128-11	**Method:**	SW846 8270D
Lab FileID:	M106109.D	**Analyst approved:**	07/08/14 10:33 Saumil Patel
Injection Time:	07/07/14 20:11	**Supervisor approved:**	07/08/14 10:56 Kristin Weiler

Parameter	CAS	Sig#	R.T. (min.)	Reason
Benzo(a)pyrene	50-32-8		0.00	Poor instrument integration

Quantitation Report (QT Reviewed)

Data Path : C:\msdchem\1\DATA\em4339\
Data File : m106134.D
Acq On : 8 Jul 2014 9:12 am
Operator : ashleyd
Sample : jb70128-12
Misc : op75975,em4339,32.2
ALS Vial : 25 Sample Multiplier: 1

Quant Time: Jul 09 08:26:57 2014
Quant Method : C:\msdchem\1\METHODS\MM4300.M
Quant Title : Semi Volatile GC/MS, rtx-5ms 30mx0.25mmx0.25um
QLast Update : Tue Jul 08 12:36:28 2014
Response via : Initial Calibration

Compound	R.T.	QIon	Response	Conc	Units	Dev(Min)
Internal Standards						
1) 1,4-Dichlorobenzene-d4	4.699	152	114984	40.00	ppb	0.00
24) Naphthalene-d8	5.832	136	414410	40.00	ppb	0.00
47) Acenaphthene-d10	8.177	164	242830	40.00	ppb	0.00
69) Phenanthrene-d10	10.794	188	406008	40.00	ppb	0.00
83) Chrysene-d12	15.960	240	354400	40.00	ppb	-0.02
92) Perylene-d12	18.583	264	289278	40.00	ppb	-0.01
102) 1,4-Dichlorobenzene-d4a	4.699	152	114984	40.00	ppb	0.00
104) Acenaphthene-d10a	8.177	164	242830	40.00	ppb	0.00
107) Chrysene-d12a	15.960	240	354400	40.00	ppb	-0.02
109) Naphthalene-d8a	5.832	136	414410	40.00	ppb	0.00
System Monitoring Compounds						
5) 2-Fluorophenol	3.759	112	149174	36.41	ppb	0.00
Spiked Amount 50.000			Recovery = 72.82%			
8) Phenol-d5	4.469	99	203347	38.10	ppb	0.00
Spiked Amount 50.000			Recovery = 76.20%			
25) Nitrobenzene-d5	5.153	82	179472	41.78	ppb	0.00
Spiked Amount 50.000			Recovery = 83.56%			
51) 2-Fluorobiphenyl	7.162	172	345915	41.08	ppb	0.00
Spiked Amount 50.000			Recovery = 82.16%			
73) 2,4,6-Tribromophenol	9.534	330	39306	43.99	ppb	0.00
Spiked Amount 50.000			Recovery = 87.98%			
86) Terphenyl-d14	13.968	244	331965	41.80	ppb	0.00
Spiked Amount 50.000			Recovery = 83.60%			
Target Compounds						Qvalue
84) Pyrene	13.546	202	5776	0.47	ppb	86

(#) = qualifier out of range (m) = manual integration (+) = signals summed

Quantitation Report (QT Reviewed)

Data Path : C:\msdchem\1\DATA\em4339\
Data File : m106134.D
Acq On : 8 Jul 2014 9:12 am
Operator : ashleyd
Sample : jb70128-12
Misc : op75975,em4339,32.2
ALS Vial : 25 Sample Multiplier: 1

Quant Time: Jul 09 08:26:57 2014
Quant Method : C:\msdchem\1\METHODS\MM4300.M
Quant Title : Semi Volatile GC/MS, rtx-5ms 30mx0.25mmx0.25um
QLast Update : Tue Jul 08 12:36:28 2014
Response via : Initial Calibration

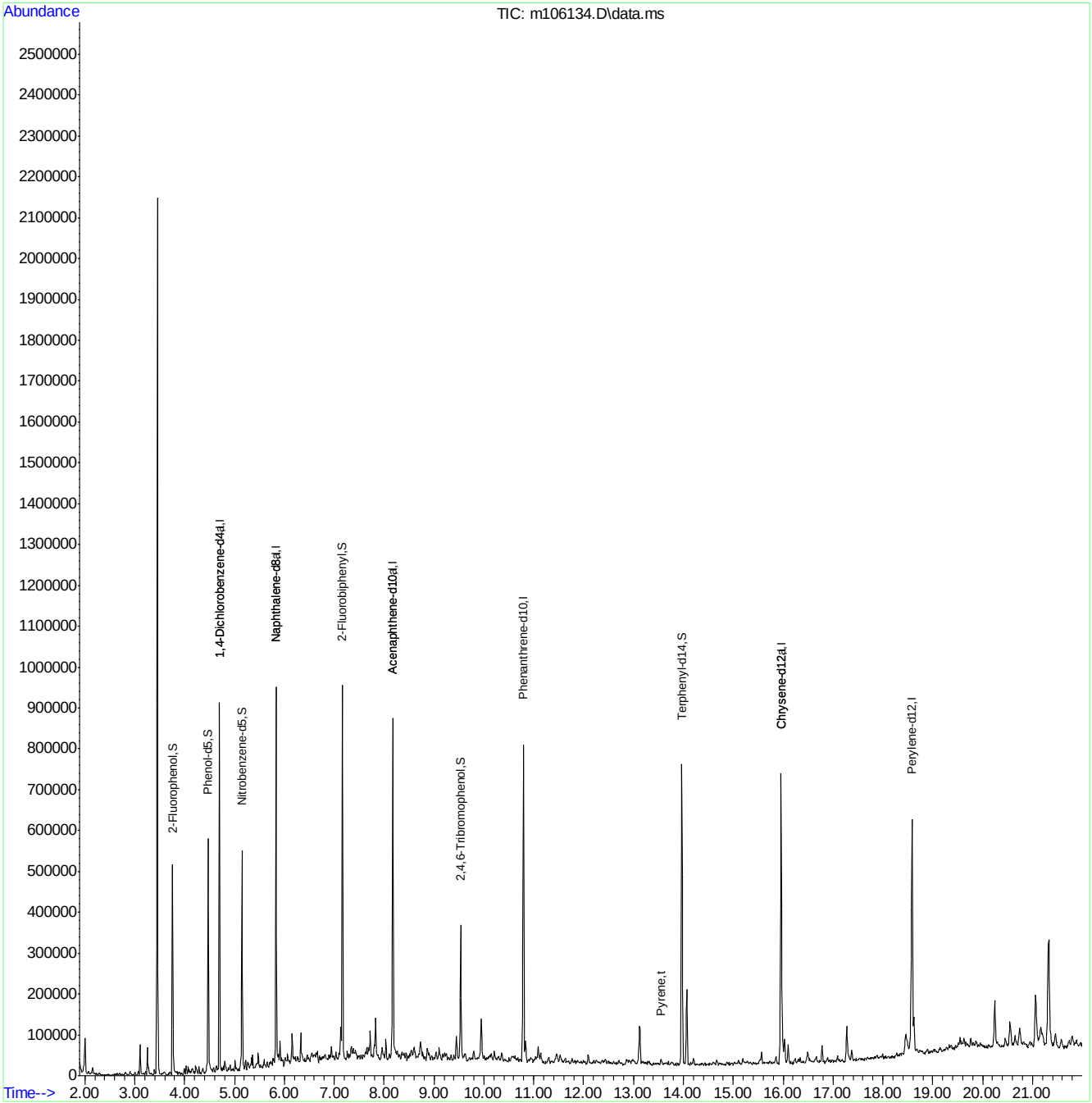

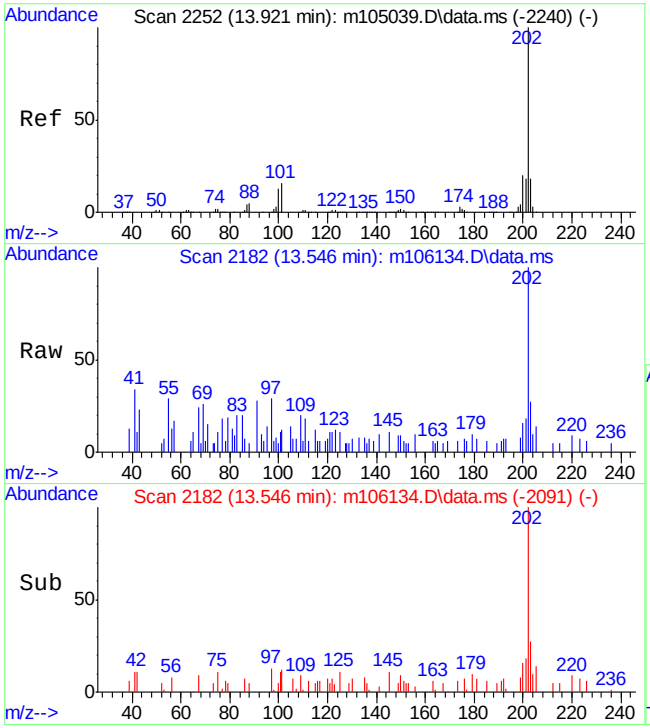

#84
Pyrene
Concen: 0.47 ppb
RT: 13.546 min Scan# 2182
Delta R.T. -0.016 min
Lab File: m106134.D
Acq: 8 Jul 2014 9:12 am

Tgt Ion:202 Resp: 5776

Ion	Ratio	Lower	Upper
202	100		
200	16.2	0.0	50.0
203	27.0	0.0	47.5

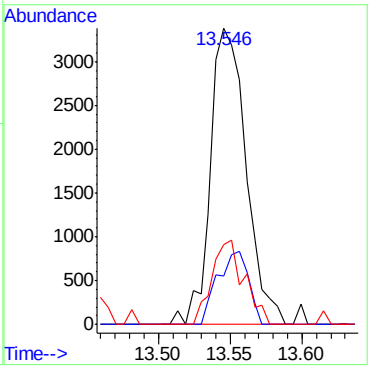

Quantitation Report (QT Reviewed)

Data Path : C:\msdchem\1\DATA\em4338\
Data File : m106095.D
Acq On : 7 Jul 2014 1:22 pm
Operator : saumilp
Sample : jb70128-13
Misc : op75975,em4338,32.1
ALS Vial : 12 Sample Multiplier: 1

Quant Time: Jul 07 15:33:28 2014
Quant Method : C:\msdchem\1\METHODS\MM4300.M
Quant Title : Semi Volatile GC/MS, rtx-5ms 30mx0.25mmx0.25um
QLast Update : Mon Jul 07 15:23:19 2014
Response via : Initial Calibration

Compound	R.T.	QIon	Response	Conc	Units	Dev(Min)
Internal Standards						
1) 1,4-Dichlorobenzene-d4	4.706	152	132385	40.00	ppb	0.00
24) Naphthalene-d8	5.844	136	473724	40.00	ppb	0.00
47) Acenaphthene-d10	8.194	164	303253	40.00	ppb	0.00
69) Phenanthrene-d10	10.817	188	496626	40.00	ppb	0.00
83) Chrysene-d12	15.988	240	428416	40.00	ppb	0.00
92) Perylene-d12	18.617	264	354966	40.00	ppb	0.00
102) 1,4-Dichlorobenzene-d4a	4.706	152	132385	40.00	ppb	0.00
104) Acenaphthene-d10a	8.194	164	303253	40.00	ppb	0.00
107) Chrysene-d12a	15.988	240	428416	40.00	ppb	0.00
109) Naphthalene-d8a	5.844	136	473724	40.00	ppb	0.00
System Monitoring Compounds						
5) 2-Fluorophenol	3.765	112	160055	33.93	ppb	0.01
Spiked Amount 50.000			Recovery = 67.86%			
8) Phenol-d5	4.487	99	213039	34.67	ppb	0.01
Spiked Amount 50.000			Recovery = 69.34%			
25) Nitrobenzene-d5	5.160	82	191485	39.00	ppb	0.00
Spiked Amount 50.000			Recovery = 78.00%			
51) 2-Fluorobiphenyl	7.179	172	351925	33.47	ppb	0.00
Spiked Amount 50.000			Recovery = 66.94%			
73) 2,4,6-Tribromophenol	9.556	330	38228	34.97	ppb	0.00
Spiked Amount 50.000			Recovery = 69.94%			
86) Terphenyl-d14	13.996	244	334544	34.84	ppb	0.01
Spiked Amount 50.000			Recovery = 69.68%			
Target Compounds						Qvalue
66) Fluorene	9.113	166	4557	0.43	ppb	79
77) Phenanthrene	10.854	178	6527	0.43	ppb	91
81) Fluoranthene	13.146	202	6343	0.40	ppb	95

(#) = qualifier out of range (m) = manual integration (+) = signals summed

Quantitation Report (QT Reviewed)

Data Path : C:\msdchem\1\DATA\em4338\
Data File : m106095.D
Acq On : 7 Jul 2014 1:22 pm
Operator : saumilp
Sample : jb70128-13
Misc : op75975,em4338,32.1
ALS Vial : 12 Sample Multiplier: 1

Quant Time: Jul 07 15:33:28 2014
Quant Method : C:\msdchem\1\METHODS\MM4300.M
Quant Title : Semi Volatile GC/MS, rtx-5ms 30mx0.25mmx0.25um
QLast Update : Mon Jul 07 15:23:19 2014
Response via : Initial Calibration

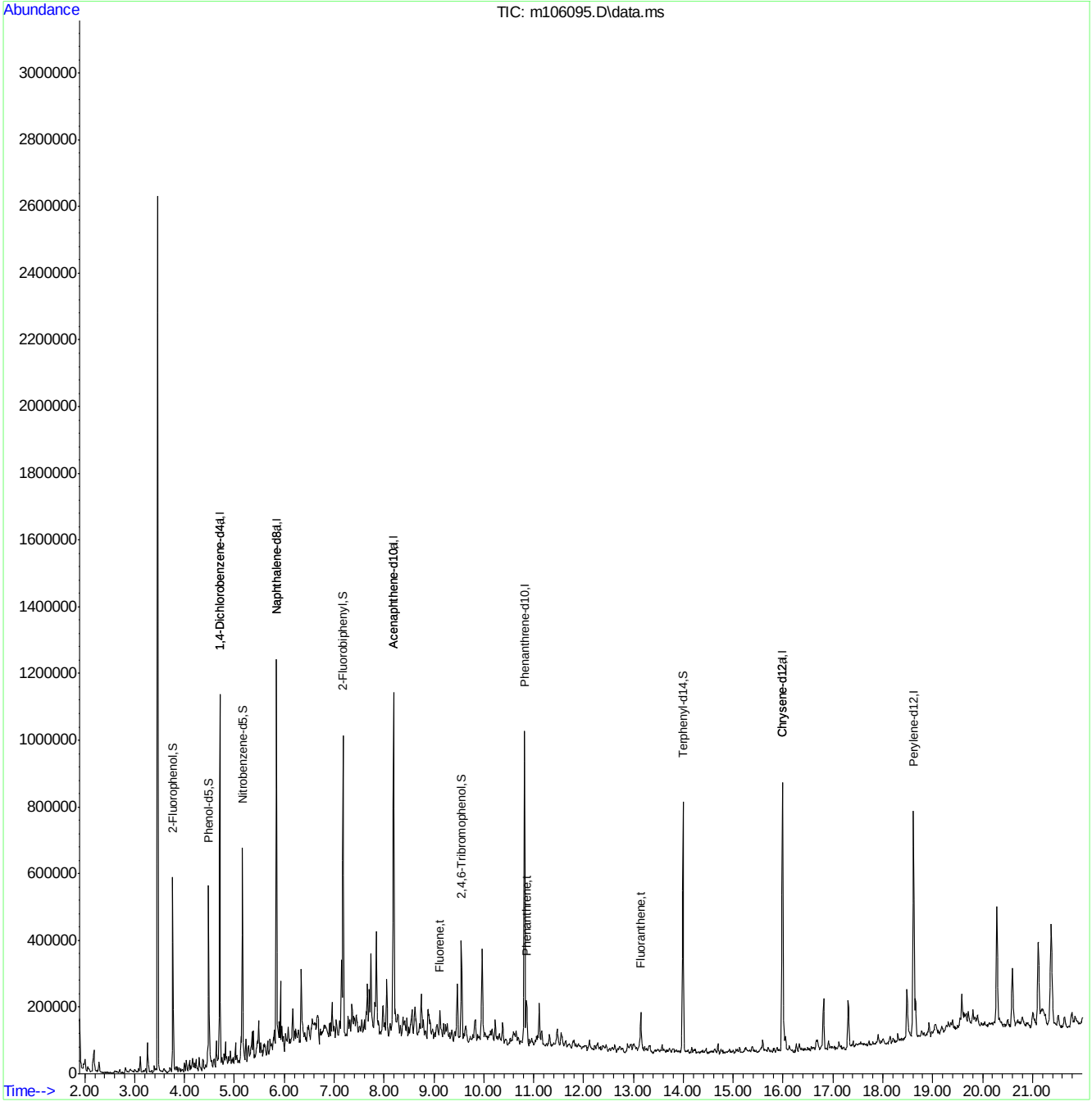

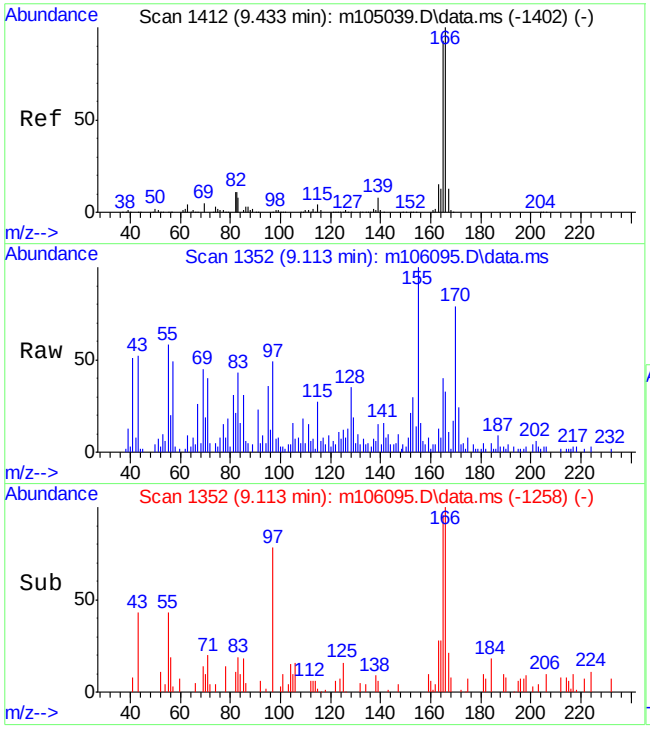

#66
Fluorene
Concen: 0.43 ppb
RT: 9.113 min Scan# 1352
Delta R.T. -0.000 min
Lab File: m106095.D
Acq: 7 Jul 2014 1:22 pm

Tgt Ion:166 Resp: 4557

Ion	Ratio	Lower	Upper
166	100		
165	110.7	62.5	122.5
167	25.2	0.0	42.9

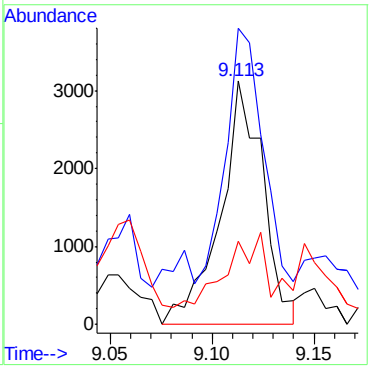

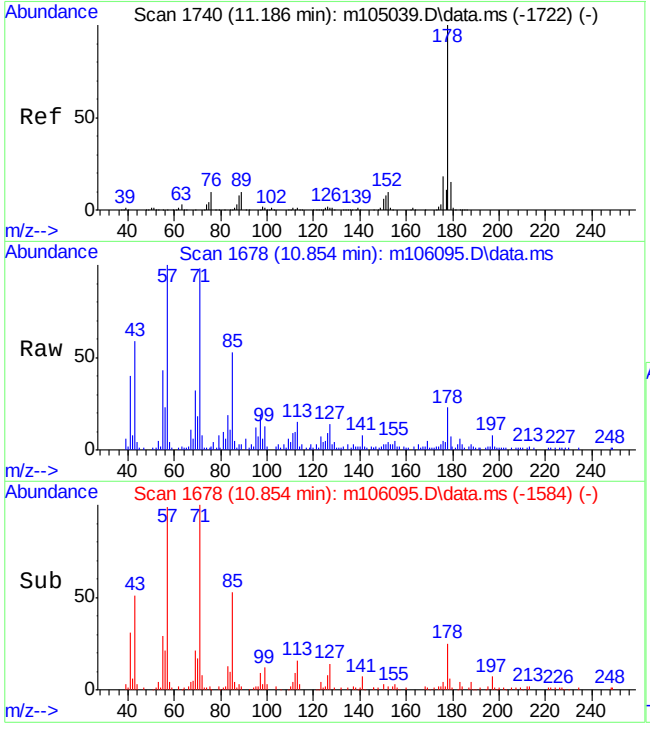

#77
Phenanthrene
Concen: 0.43 ppb
RT: 10.854 min Scan# 1678
Delta R.T. -0.000 min
Lab File: m106095.D
Acq: 7 Jul 2014 1:22 pm

Tgt Ion:178 Resp: 6527

Ion	Ratio	Lower	Upper
178	100		
179	20.0	0.0	45.1
176	21.4	0.0	48.3

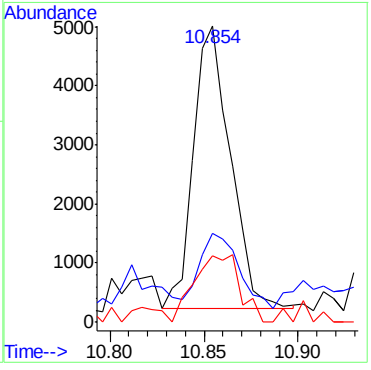

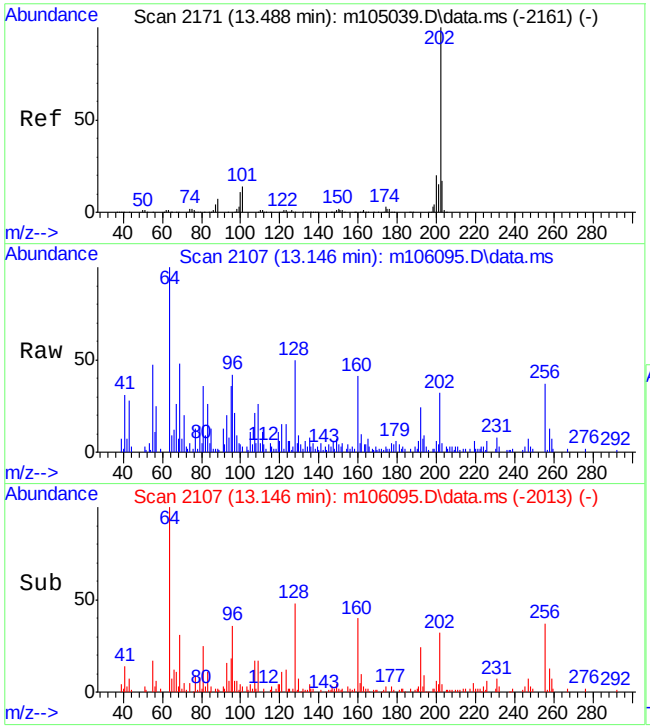

#81
Fluoranthene
Concen: 0.40 ppb
RT: 13.146 min Scan# 2107
Delta R.T. -0.000 min
Lab File: m106095.D
Acq: 7 Jul 2014 1:22 pm

Tgt Ion:202 Resp: 6343

Ion	Ratio	Lower	Upper
202	100		
101	10.4	0.0	44.1
203	16.2	0.0	47.3

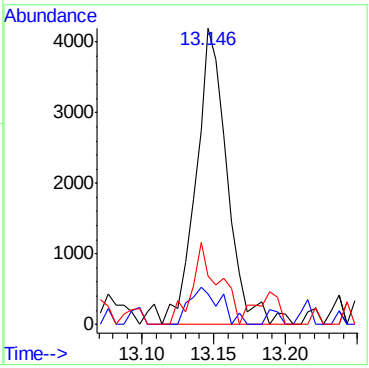

Quantitation Report (QT Reviewed)

Data Path : C:\msdchem\1\DATA\E3e2691\
Data File : 3E62836.D
Acq On : 4 Jul 2014 5:30 am
Operator : ashleyd
Sample : jb70128-14
Misc : op75993,e3e2691,910
ALS Vial : 17 Sample Multiplier: 1

Quant Time: Jul 05 13:39:19 2014
Quant Method : C:\msdchem\1\METHODS\M3E2680.M
Quant Title : Semi Volatile GC/MS, rtx-5msi 30m x .25mm x .25MoThu Jul 03 11:45:03 2014
QLast Update : Thu Jul 03 11:45:03 2014
Response via : Initial Calibration

Internal Standards	R.T.	QIon	Response	Conc	Units	Dev(Min)
1) 1,4-Dichlorobenzene-d4	4.668	152	182384	40.00	ppb	-0.04
24) Naphthalene-d8	5.748	136	672378	40.00	ppb	-0.06
47) Acenaphthene-d10	7.808	164	393321	40.00	ppb	-0.08
69) Phenanthrene-d10	9.985	188	648936	40.00	ppb	-0.08
83) Chrysene-d12	14.172	240	623920	40.00	ppb	-0.09
92) Perylene-d12	16.301	264	570360	40.00	ppb	-0.08
102) 1,4-Dichlorobenzene-d4a	4.668	152	182384	40.00	ppb	-0.04
104) Acenaphthene-d10a	7.808	164	393321	40.00	ppb	-0.08
106) Phenanthrene-d10a	9.985	188	648936	40.00	ppb	-0.08
110) Chrysene-d12a	14.172	240	623920	40.00	ppb	-0.09
112) Naphthalene-d8a	5.748	136	672378	40.00	ppb	-0.06
System Monitoring Compounds						
5) 2-Fluorophenol	3.716	112	112855	19.06	ppb	-0.03
Spiked Amount 50.000			Recovery = 38.12%			
8) Phenol-d5	4.433	99	97724	13.24	ppb	-0.03
Spiked Amount 50.000			Recovery = 26.48%			
25) Nitrobenzene-d5	5.112	82	200518	33.00	ppb	-0.05
Spiked Amount 50.000			Recovery = 66.00%			
51) 2-Fluorobiphenyl	6.936	172	414849	31.35	ppb	-0.06
Spiked Amount 50.000			Recovery = 62.70%			
73) 2,4,6-Tribromophenol	8.947	330	59123	40.93	ppb	-0.08
Spiked Amount 50.000			Recovery = 81.86%			
85) Terphenyl-d14	12.530	244	543387	39.12	ppb	-0.09
Spiked Amount 50.000			Recovery = 78.24%			
108) o-Terphenyl	0.000	230	0	0.00	ppb	
Spiked Amount 50.000			Recovery = 0.00%			
109) 1-Chlorooctadecane	0.000	57	0	0.00	ppb	
Spiked Amount 50.000			Recovery = 0.00%			

Target Compounds	Qvalue

(#) = qualifier out of range (m) = manual integration (+) = signals summed

Quantitation Report (QT Reviewed)

Data Path : C:\msdchem\1\DATA\E3e2691\
Data File : 3E62836.D
Acq On : 4 Jul 2014 5:30 am
Operator : ashleyd
Sample : jb70128-14
Misc : op75993,e3e2691,910
ALS Vial : 17 Sample Multiplier: 1

Quant Time: Jul 05 13:39:19 2014
Quant Method : C:\msdchem\1\METHODS\M3E2680.M
Quant Title : Semi Volatile GC/MS, rtx-5msi 30m x .25mm x .25MoThu Jul 03 11:45:03 2014
QLast Update : Thu Jul 03 11:45:03 2014
Response via : Initial Calibration

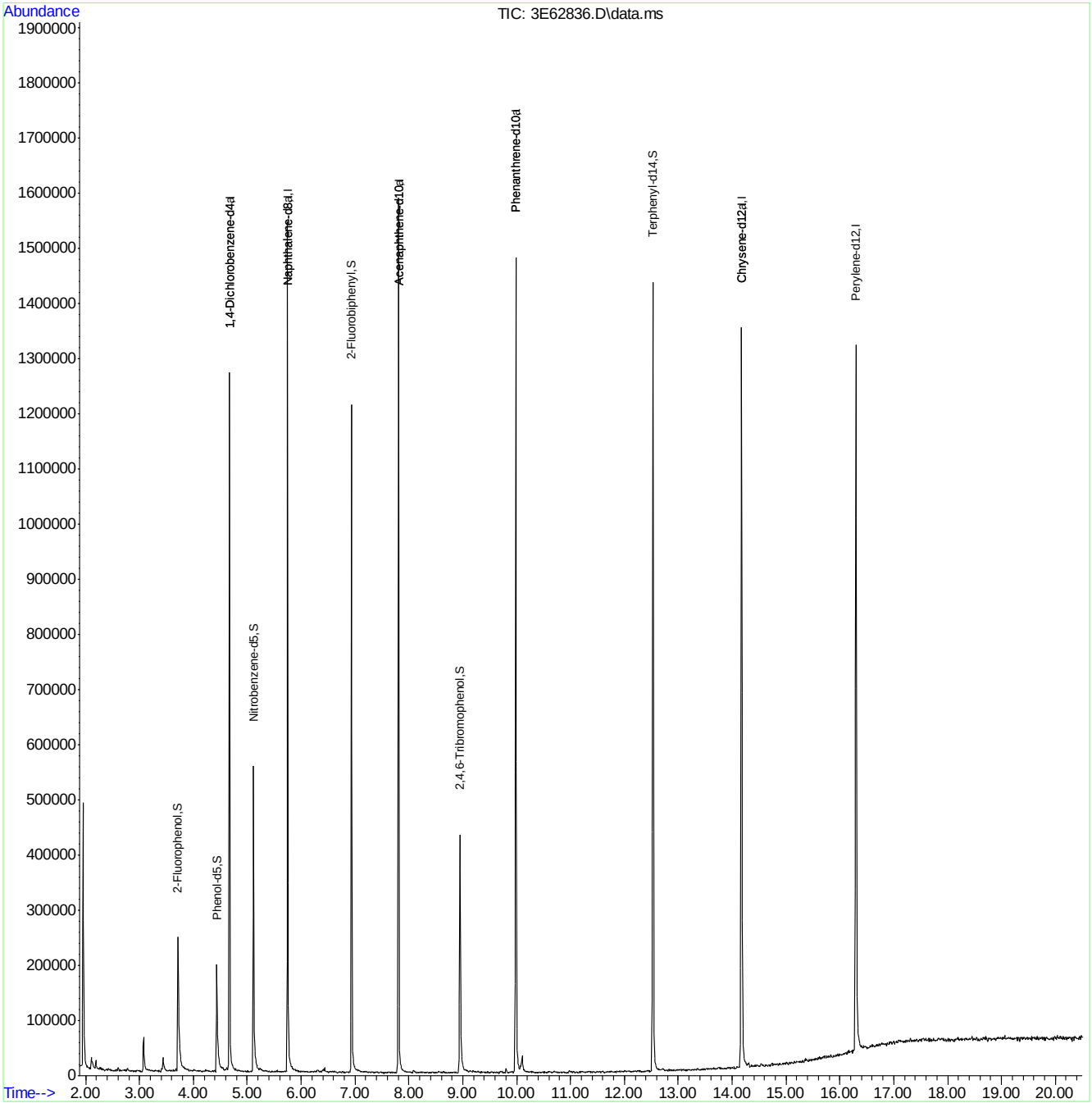

M3E2680.M Sat Jul 05 13:39:26 2014 MS3E Page: 2

Quantitation Report (QT Reviewed)

Data File : C:\MSDCHEM\1\DATA\EP3695\P86768.D Vial: 22
Acq On : 27 Jun 2014 5:02 pm Operator: kristis
Sample : op75975-mb1 Inst : MSP
Misc : op75975,ep3695,33.0,,,1,1 Multiplr: 1.00
MS Integration Params: rteint.p
Quant Time: Jun 27 17:21:25 2014 Quant Results File: MP3684.RES

Quant Method : C:\MSDCHEM\1\METHODS\MP3684.M (RTE Integrator)
Title : Semi Volatile Extractables by GC/MS
Last Update : Fri Jun 27 15:49:16 2014
Response via : Initial Calibration
DataAcq Meth : MP3684

Internal Standards	R.T.	QIon	Response	Conc	Units	Dev(Min)
1) 1,4-Dichlorobenzene-d4	3.89	152	111839	40.00	ppb	-0.08
24) Naphthalene-d8	5.24	136	423743	40.00	ppb	-0.08
47) Acenaphthene-d10	7.32	164	253705	40.00	ppb	-0.09
69) Phenanthrene-d10	9.14	188	394866	40.00	ppb	-0.09
83) Chrysene-d12	12.94	240	367952	40.00	ppb	-0.10
92) Perylene-d12	15.01	264	299858	40.00	ppb	-0.09
102) 1,4-Dichlorobenzene-d4b	3.89	152	111839	40.00	ppb	-0.07
104) Phenanthrene-d10b	9.14	188	394866	40.00	ppb	0.04
106) Chrysene-d12b	12.94	240	367952	40.00	ppb	-0.09
108) Naphthalene-d8b	5.24	136	423743	40.00	ppb	-0.07
110) Acenaphthene-d10b	7.32	164	253705	40.00	ppb	-0.08
System Monitoring Compounds						
5) 2-Fluorophenol	2.77	112	155168	36.37	ppb	-0.06
Spiked Amount 50.000			Recovery = 72.74%			
8) Phenol-d5	3.52	99	210600	40.56	ppb	-0.06
Spiked Amount 50.000			Recovery = 81.12%			
25) Nitrobenzene-d5	4.45	82	198328	49.17	ppb	-0.08
Spiked Amount 50.000			Recovery = 98.34%			
51) 2-Fluorobiphenyl	6.52	172	337645	42.43	ppb	-0.08
Spiked Amount 50.000			Recovery = 84.86%			
73) 2,4,6-Tribromophenol	8.28	330	39216	43.75	ppb	-0.08
Spiked Amount 50.000			Recovery = 87.50%			
85) Terphenyl-d14	11.38	244	340380	43.53	ppb	-0.09
Spiked Amount 50.000			Recovery = 87.06%			
Target Compounds						Qvalue

(#) = qualifier out of range (m) = manual integration (+) = signals summed

Quantitation Report (QT Reviewed)

Data File : C:\MSDCHEM\1\DATA\EP3695\P86768.D Vial: 22
Acq On : 27 Jun 2014 5:02 pm Operator: kristis
Sample : op75975-mb1 Inst : MSP
Misc : op75975,ep3695,33.0,,,1,1 Multiplr: 1.00
MS Integration Params: rteint.p
Quant Time: Jun 27 19:33 2014 Quant Results File: MP3684.RES

Method : C:\MSDCHEM\1\METHODS\MP3684.M (RTE Integrator)
Title : Semi Volatile Extractables by GC/MS
Last Update : Fri Jun 27 15:49:16 2014
Response via : Initial Calibration



ACCUTEST LABORATORIES JB70128

Quantitation Report (QT Reviewed)

Data Path : C:\msdchem\1\DATA\em4338\
Data File : m106088.D
Acq On : 7 Jul 2014 9:59 am
Operator : saumilp
Sample : op75975-mb1
Misc : op75975,em4338,35.0
ALS Vial : 5 Sample Multiplier: 1

Quant Time: Jul 07 15:18:13 2014
Quant Method : C:\msdchem\1\METHODS\MM4300.M
Quant Title : Semi Volatile GC/MS, rtx-5ms 30mx0.25mmx0.25um
QLast Update : Mon Jul 07 15:13:12 2014
Response via : Initial Calibration

Compound	R.T.	QIon	Response	Conc	Units	Dev(Min)
Internal Standards						
1) 1,4-Dichlorobenzene-d4	4.704	152	103076	40.00	ppb	0.00
24) Naphthalene-d8	5.842	136	384283	40.00	ppb	0.00
47) Acenaphthene-d10	8.187	164	236984	40.00	ppb	0.00
69) Phenanthrene-d10	10.805	188	415299	40.00	ppb	0.00
83) Chrysene-d12	15.981	240	380363	40.00	ppb	0.00
92) Perylene-d12	18.604	264	319304	40.00	ppb	0.00
102) 1,4-Dichlorobenzene-d4a	4.704	152	103076	40.00	ppb	0.00
104) Acenaphthene-d10a	8.187	164	236984	40.00	ppb	0.00
107) Chrysene-d12a	15.981	240	380363	40.00	ppb	0.00
109) Naphthalene-d8a	5.842	136	384283	40.00	ppb	0.00
System Monitoring Compounds						
5) 2-Fluorophenol	3.758	112	149070	40.58	ppb	0.00
Spiked Amount 50.000			Recovery = 81.16%			
8) Phenol-d5	4.480	99	195759	40.91	ppb	0.00
Spiked Amount 50.000			Recovery = 81.82%			
25) Nitrobenzene-d5	5.158	82	171079	42.95	ppb	0.00
Spiked Amount 50.000			Recovery = 85.90%			
51) 2-Fluorobiphenyl	7.172	172	335740	40.86	ppb	0.00
Spiked Amount 50.000			Recovery = 81.72%			
73) 2,4,6-Tribromophenol	9.544	330	36536	39.97	ppb	0.00
Spiked Amount 50.000			Recovery = 79.94%			
86) Terphenyl-d14	13.989	244	343771	40.33	ppb	0.00
Spiked Amount 50.000			Recovery = 80.66%			
Target Compounds						Qvalue

(#) = qualifier out of range (m) = manual integration (+) = signals summed

Quantitation Report (QT Reviewed)

Data Path : C:\msdchem\1\DATA\em4338\
Data File : m106088.D
Acq On : 7 Jul 2014 9:59 am
Operator : saumilp
Sample : op75975-mb1
Misc : op75975,em4338,35.0
ALS Vial : 5 Sample Multiplier: 1

Quant Time: Jul 07 15:18:13 2014
Quant Method : C:\msdchem\1\METHODS\MM4300.M
Quant Title : Semi Volatile GC/MS, rtx-5ms 30mx0.25mmx0.25um
QLast Update : Mon Jul 07 15:13:12 2014
Response via : Initial Calibration

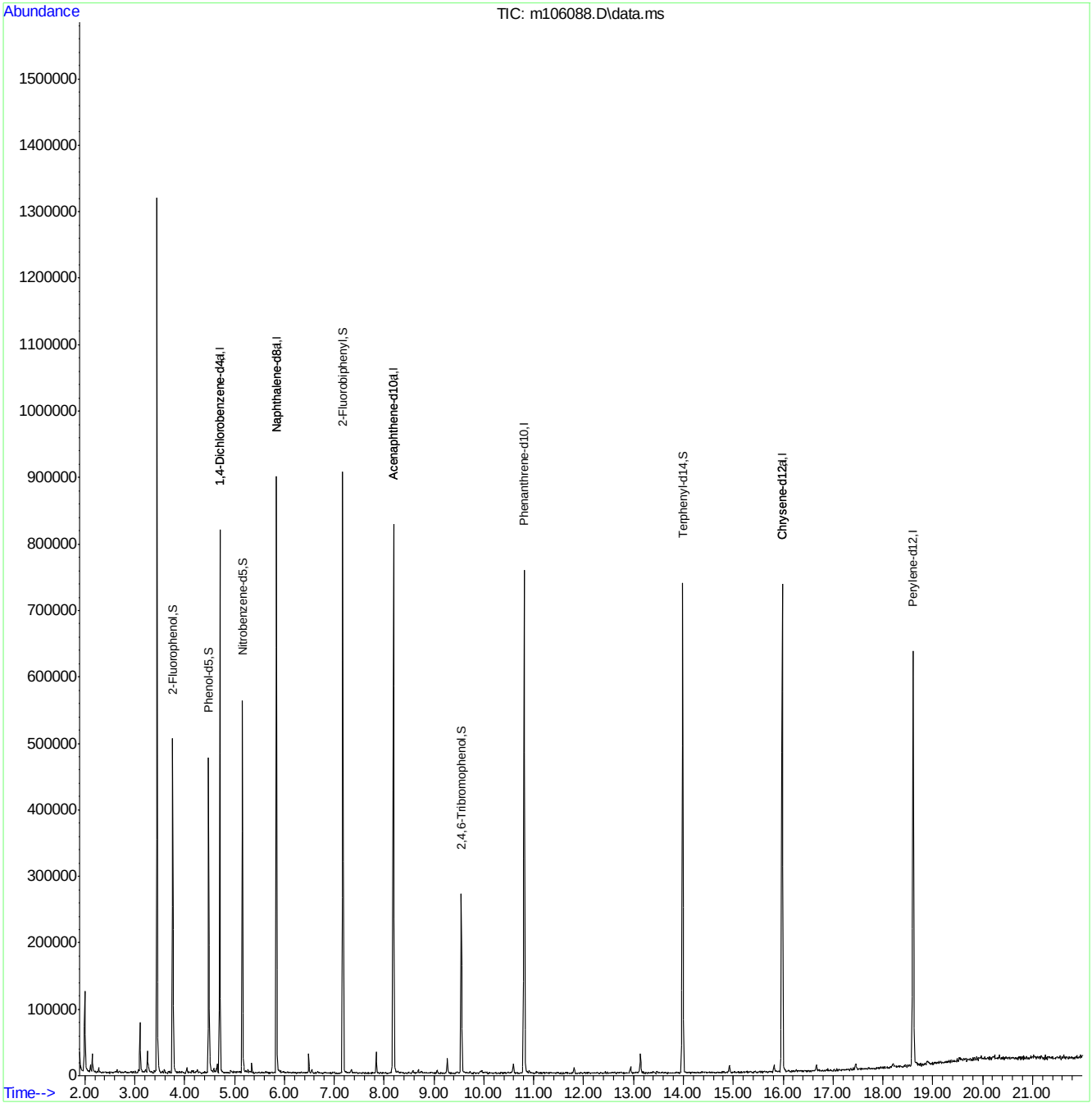

Quantitation Report (QT Reviewed)

Data Path : C:\msdchem\1\DATA\E3e2691\
Data File : 3E62824.D
Acq On : 4 Jul 2014 12:08 am
Operator : ashleyd
Sample : op75993-mb1
Misc : op75993,e3e2691,1000
ALS Vial : 5 Sample Multiplier: 1

Quant Time: Jul 05 13:19:59 2014
Quant Method : C:\msdchem\1\METHODS\M3E2680.M
Quant Title : Semi Volatile GC/MS, rtx-5msi 30m x .25mm x .25MoThu Jul 03 11:45:03 2014
QLast Update : Thu Jul 03 11:45:03 2014
Response via : Initial Calibration

Internal Standards	R.T.	QIon	Response	Conc	Units	Dev(Min)
1) 1,4-Dichlorobenzene-d4	4.668	152	219464	40.00	ppb	-0.04
24) Naphthalene-d8	5.749	136	813653	40.00	ppb	-0.06
47) Acenaphthene-d10	7.808	164	473053	40.00	ppb	-0.07
69) Phenanthrene-d10	9.985	188	780858	40.00	ppb	-0.08
83) Chrysene-d12	14.178	240	751429	40.00	ppb	-0.08
92) Perylene-d12	16.307	264	686753	40.00	ppb	-0.07
102) 1,4-Dichlorobenzene-d4a	4.668	152	219464	40.00	ppb	-0.04
104) Acenaphthene-d10a	7.808	164	473053	40.00	ppb	-0.07
106) Phenanthrene-d10a	9.985	188	780858	40.00	ppb	-0.08
110) Chrysene-d12a	14.178	240	751429	40.00	ppb	-0.08
112) Naphthalene-d8a	5.749	136	813653	40.00	ppb	-0.06
System Monitoring Compounds						
5) 2-Fluorophenol	3.711	112	210517	29.55	ppb	-0.04
Spiked Amount 50.000			Recovery = 59.10%			
8) Phenol-d5	4.427	99	170236	19.16	ppb	-0.04
Spiked Amount 50.000			Recovery = 38.32%			
25) Nitrobenzene-d5	5.112	82	364868	49.61	ppb	-0.05
Spiked Amount 50.000			Recovery = 99.22%			
51) 2-Fluorobiphenyl	6.936	172	735804	46.24	ppb	-0.06
Spiked Amount 50.000			Recovery = 92.48%			
73) 2,4,6-Tribromophenol	8.952	330	93825	53.98	ppb	-0.07
Spiked Amount 50.000			Recovery = 107.96%			
85) Terphenyl-d14	12.536	244	775367	46.35	ppb	-0.08
Spiked Amount 50.000			Recovery = 92.70%			
108) o-Terphenyl	0.000	230	0	0.00	ppb	
Spiked Amount 50.000			Recovery = 0.00%			
109) 1-Chlorooctadecane	0.000	57	0	0.00	ppb	
Spiked Amount 50.000			Recovery = 0.00%			

Target Compounds	Qvalue

(#) = qualifier out of range (m) = manual integration (+) = signals summed

Quantitation Report (QT Reviewed)

Data Path : C:\msdchem\1\DATA\E3e2691\
Data File : 3E62824.D
Acq On : 4 Jul 2014 12:08 am
Operator : ashleyd
Sample : op75993-mb1
Misc : op75993,e3e2691,1000
ALS Vial : 5 Sample Multiplier: 1

Quant Time: Jul 05 13:19:59 2014
Quant Method : C:\msdchem\1\METHODS\M3E2680.M
Quant Title : Semi Volatile GC/MS, rtx-5msi 30m x .25mm x .25MoThu Jul 03 11:45:03 2014
QLast Update : Thu Jul 03 11:45:03 2014
Response via : Initial Calibration

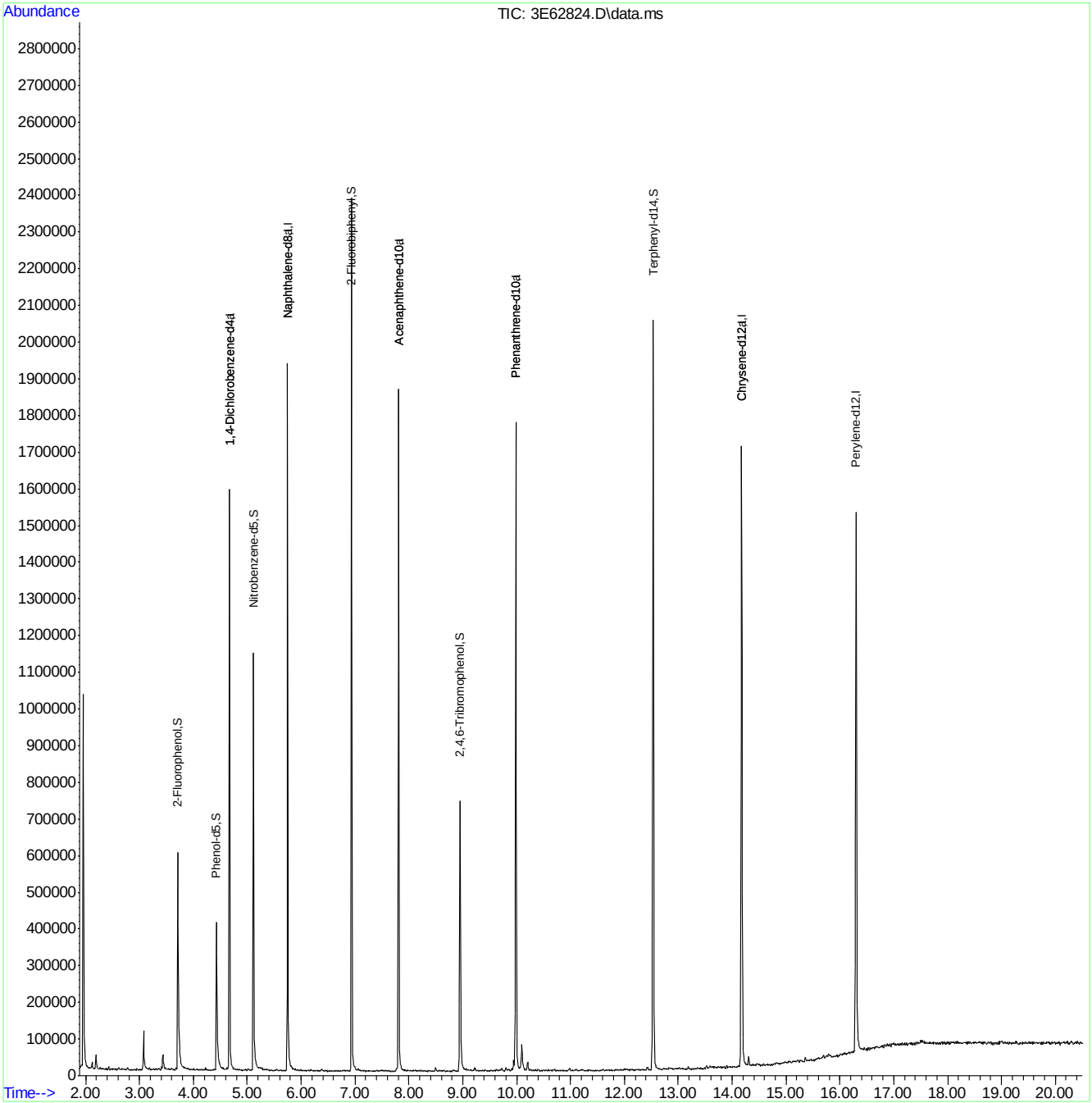

Manual Integrations APPROVED (compounds with "m" flag)
Kristin Weiler
06/27/14 10:46

Quantitation Report (QT Reviewed)

Data File : C:\MSDCHEM\1\DATA\EP3694\P86729.D Vial: 12
Acq On : 26 Jun 2014 4:35 pm Operator: saraw
Sample : op75975-bs1 Inst : MSP
Misc : op75975,ep3694,35.0,,,1,1 Multiplr: 1.00
MS Integration Params: rteint.p
Quant Time: Jun 26 18:19:01 2014 Quant Results File: MP3684.RES

Quant Method : C:\MSDCHEM\1\METHODS\MP3684.M (RTE Integrator)
Title : Semi Volatile Extractables by GC/MS
Last Update : Thu Jun 26 18:12:27 2014
Response via : Initial Calibration
DataAcq Meth : MP3684

Internal Standards	R.T.	QIon	Response	Conc	Units		Dev(Min)
1) 1,4-Dichlorobenzene-d4	3.89	152	53467	40.00	ppb		-0.07
24) Naphthalene-d8	5.25	136	197641	40.00	ppb		-0.07
47) Acenaphthene-d10	7.32	164	112478	40.00	ppb		-0.08
69) Phenanthrene-d10	9.15	188	178730	40.00	ppb		-0.08
83) Chrysene-d12	12.95	240	196313	40.00	ppb		-0.09
92) Perylene-d12	15.02	264	184254	40.00	ppb		-0.09
102) 1,4-Dichlorobenzene-d4b	3.89	152	53467	40.00	ppb		-0.07
104) Phenanthrene-d10b	9.15	188	178730	40.00	ppb		0.05
106) Chrysene-d12b	12.95	240	196313	40.00	ppb		-0.07
108) Naphthalene-d8b	5.25	136	197641	40.00	ppb		0.05
110) Acenaphthene-d10b	7.32	164	112478	40.00	ppb		-0.07
System Monitoring Compounds							
5) 2-Fluorophenol	2.77	112	80486	39.46	ppb		-0.06
Spiked Amount 50.000			Recovery = 78.92%				
8) Phenol-d5	3.53	99	100505	40.49	ppb		-0.06
Spiked Amount 50.000			Recovery = 80.98%				
25) Nitrobenzene-d5	4.45	82	92067	48.94	ppb		-0.07
Spiked Amount 50.000			Recovery = 97.88%				
51) 2-Fluorobiphenyl	6.52	172	154060	43.67	ppb		-0.07
Spiked Amount 50.000			Recovery = 87.34%				
73) 2,4,6-Tribromophenol	8.28	330	18548	45.71	ppb		-0.07
Spiked Amount 50.000			Recovery = 91.42%				
85) Terphenyl-d14	11.39	244	191473	45.89	ppb		-0.09
Spiked Amount 50.000			Recovery = 91.78%				
Target Compounds							Qvalue
2) 1,4-Dioxane	1.80	88	24898	27.13	ppb		96
3) Pyridine	1.98	79	76060	32.88	ppb		92
4) N-Nitrosodimethylamine	1.95	42	41022	52.63	ppb	#	68
6) Indene	4.15	116	152415	49.19	ppb		97
7) Cumene	3.17	105	218491	46.48	ppb		94
9) Phenol	3.54	94	94375	37.08	ppb		84
10) Aniline	3.57	93	115386	36.31	ppb		93
11) bis(2-Chloroethyl)ether	3.62	93	83501	44.05	ppb		92
12) 2-Chlorophenol	3.70	128	77814	40.28	ppb		94
13) Decane	3.73	43	84829	46.51	ppb		93
14) 1,3-Dichlorobenzene	3.84	146	85572	39.24	ppb		99
15) 1,4-Dichlorobenzene	3.91	146	83568	39.35	ppb		100
16) Benzyl alcohol	4.02	108	56925	43.88	ppb		79
17) 1,2-Dichlorobenzene	4.06	146	82287	41.06	ppb		100
18) Acetophenone	4.29	105	128649	51.59	ppb		78
19) 2-Methylphenol	4.14	108	71387	38.81	ppb		96
20) 2,2'-oxybis(1-Chloropropan	4.15	121	24297	42.45	ppb	#	91
21) 3&4-Methylphenol	4.29	108	72031	39.15	ppb		95
22) n-Nitroso-di-n-propylamine	4.29	70	59930	50.56	ppb		90
23) Hexachloroethane	4.41	201	31183	40.81	ppb		87
26) Nitrobenzene	4.48	77	92634	47.55	ppb		90
27) Quinoline	5.66	129	176547	46.20	ppb		96
28) Isophorone	4.73	82	155473	43.66	ppb		95

(#) = qualifier out of range (m) = manual integration
P86729.D MP3684.M Thu Jun 26 18:19:56 2014 Page 1

Quantitation Report (QT Reviewed)

Data File : C:\MSDCHEM\1\DATA\EP3694\P86729.D Vial: 12
Acq On : 26 Jun 2014 4:35 pm Operator: saraw
Sample : op75975-bs1 Inst : MSP
Misc : op75975,ep3694,35.0,,,1,1 Multiplr: 1.00
MS Integration Params: rteint.p
Quant Time: Jun 26 18:19:01 2014 Quant Results File: MP3684.RES

Quant Method : C:\MSDCHEM\1\METHODS\MP3684.M (RTE Integrator)
Title : Semi Volatile Extractables by GC/MS
Last Update : Thu Jun 26 18:12:27 2014
Response via : Initial Calibration
DataAcq Meth : MP3684

	Compound	R.T.	QIon	Response	Conc	Unit		Qvalue
29)	2-Nitrophenol	4.82	139	42130	41.49	ppb		86
30)	2,4-Dimethylphenol	4.88	107	78305	45.66	ppb		95
31)	Benzoic acid	4.97	105	47417	35.76	ppb		91
32)	bis(2-Chloroethoxy)methane	4.97	93	98676	46.39	ppb		97
33)	2,4-Dichlorophenol	5.10	162	65360	42.10	ppb		98
34)	2,6-Dichlorophenol	5.35	162	60369	41.19	ppb		98
36)	1,2,4-Trichlorobenzene	5.19	180	71218	40.35	ppb		98
38)	Naphthalene	5.27	128	215493	40.68	ppb		100
39)	4-Chloroaniline	5.34	127	86630	38.40	ppb		93
40)	2,3-Dichloroaniline	6.41	161	87180	46.29	ppb		96
41)	Caprolactam	5.72	55	42183	52.12	ppb		88
42)	Hexachlorobutadiene	5.43	225	40584	45.17	ppb		99
43)	4-Chloro-3-methylphenol	5.93	107	68462	44.32	ppb		95
44)	2-Methylnaphthalene	6.08	141	128798	42.06	ppb		96
45)	1-Methylnaphthalene	6.20	142	167238	46.53	ppb		98
46)	Dimethylnaphthalene	6.83	156	148377	45.92	ppb		95
48)	Hexachlorocyclopentadiene	6.28	237	69788	83.55	ppb		99
49)	2,4,6-Trichlorophenol	6.43	196	43474	45.22	ppb		93
50)	2,4,5-Trichlorophenol	6.47	196	47795	44.14	ppb		93
52)	2-Chloronaphthalene	6.65	162	137368	43.88	ppb		97
53)	Biphenyl	6.64	154	198466	46.70	ppb		98
54)	2-Nitroaniline	6.78	65	49696	57.20	ppb	#	81
55)	Dimethylphthalate	7.02	163	159246	45.67	ppb		100
56)	Acenaphthylene	7.15	152	187552	37.49	ppb		98
57)	2,6-Dinitrotoluene	7.08	165	36033	46.58	ppb		93
58)	3-Nitroaniline	7.28	138	39971	41.24	ppb		88
59)	Acenaphthene	7.37	153	134315	42.88	ppb		98
60)	2,4-Dinitrophenol	7.41	184	27017	62.84	ppb	#	45
61)	4-Nitrophenol	7.53	109	25305	62.87	ppb	#	78
62)	Dibenzofuran	7.57	168	192998	44.64	ppb		99
63)	2,4-Dinitrotoluene	7.57	165	46901	47.05	ppb		60
64)	2,3,4,6-Tetrachlorophenol	7.74	232	35673	42.80	ppb		93
65)	Diethylphthalate	7.87	149	157030	48.19	ppb		97
66)	Fluorene	7.99	166	163299	47.31	ppb		100
67)	4-Chlorophenyl-phenylether	8.00	204	75020	45.43	ppb		90
68)	4-Nitroaniline	8.02	138	44396	46.19	ppb		72
70)	4,6-Dinitro-2-methylphenol	8.07	198	20350	33.05	ppb		81
71)	n-Nitrosodiphenylamine	8.15	169	113604	47.64	ppb		98
72)	1,2-Diphenylhydrazine	8.19	77	177041	51.28	ppb		91
74)	4-Bromophenyl-phenylether	8.59	248	43676	45.47	ppb		96
75)	Hexachlorobenzene	8.67	284	41641	42.66	ppb		93
76)	Pentachlorophenol	8.93	266	24839	44.29	ppb		96
77)	Phenanthrene	9.18	178	223319	44.31	ppb		99
78)	Anthracene	9.25	178	235939	46.31	ppb		98
79)	Carbazole	9.46	167	243422	49.92	ppb		99
80)	Di-n-butylphthalate	9.97	149	286286	52.64	ppb		98
81)	Fluoranthene	10.81	202	286970	50.87	ppb		99
82)	Octadecane	9.06	57	118109	54.63	ppb		95
84)	Pyrene	11.13	202	290691	43.32	ppb		98

(#) = qualifier out of range (m) = manual integration

Quantitation Report (QT Reviewed)

Data File : C:\MSDCHEM\1\DATA\EP3694\P86729.D Vial: 12
Acq On : 26 Jun 2014 4:35 pm Operator: saraw
Sample : op75975-bs1 Inst : MSP
Misc : op75975,ep3694,35.0,,,1,1 Multiplr: 1.00
MS Integration Params: rteint.p
Quant Time: Jun 26 18:19:01 2014 Quant Results File: MP3684.RES

Quant Method : C:\MSDCHEM\1\METHODS\MP3684.M (RTE Integrator)
Title : Semi Volatile Extractables by GC/MS
Last Update : Thu Jun 26 18:12:27 2014
Response via : Initial Calibration
DataAcq Meth : MP3684

	Compound	R.T.	QIon	Response	Conc	Unit	Qvalue
86)	Butylbenzylphthalate	12.15	149	145303	52.73	ppb	86
88)	Benzo[a]anthracene	12.93	228	267509	47.26	ppb	99
89)	3,3'-Dichlorobenzidine	12.93	252	223686	107.62	ppb	99
90)	Chrysene	12.99	228	267125	50.15	ppb	99
91)	bis(2-Ethylhexyl)phthalate	13.08	149	193539	54.42	ppb	97
93)	Di-n-octylphthalate	14.04	149	339761	54.86	ppb	98
94)	Benzo[b]fluoranthene	14.50	252	279028	50.92	ppb	99
95)	Benzo[k]fluoranthene	14.55	252	257647	47.14	ppb	99
96)	Benzo[a]pyrene	14.94	252	256670	50.77	ppb	99
97)	Indeno[1,2,3-cd]pyrene	16.62	276	308147m	53.52	ppb	
99)	Dibenz[a,h]anthracene	16.66	278	249882	53.13	ppb	98
100)	7,12-Dimethylbenz(a)anthra	14.50	256	153608	61.08	ppb	100
101)	Benzo[g,h,i]perylene	17.09	276	267996	55.38	ppb	94
103)	Benzaldehyde	3.48	105	75202	43.59	ppb	91
105)	Atrazine	8.82	200	53335	50.74	ppb	94
107)	Benzidine	11.02	184	253210	57.57	ppb	99
111)	1,2,4,5-Tetrachlorobenzene	6.29	216	63728	32.47	ppb	98

(#) = qualifier out of range (m) = manual integration (+) = signals summed

Quantitation Report (QT Reviewed)

Data File : C:\MSDCHEM\1\DATA\EP3694\P86729.D Vial: 12
Acq On : 26 Jun 2014 4:35 pm Operator: saraw
Sample : op75975-bs1 Inst : MSP
Misc : op75975,ep3694,35.0,,,1,1 Multiplr: 1.00
MS Integration Params: rteint.p
Quant Time: Jun 26 18:19 2014 Quant Results File: MP3684.RES

Method : C:\MSDCHEM\1\METHODS\MP3684.M (RTE Integrator)
Title : Semi Volatile Extractables by GC/MS
Last Update : Thu Jun 26 18:12:27 2014
Response via : Initial Calibration

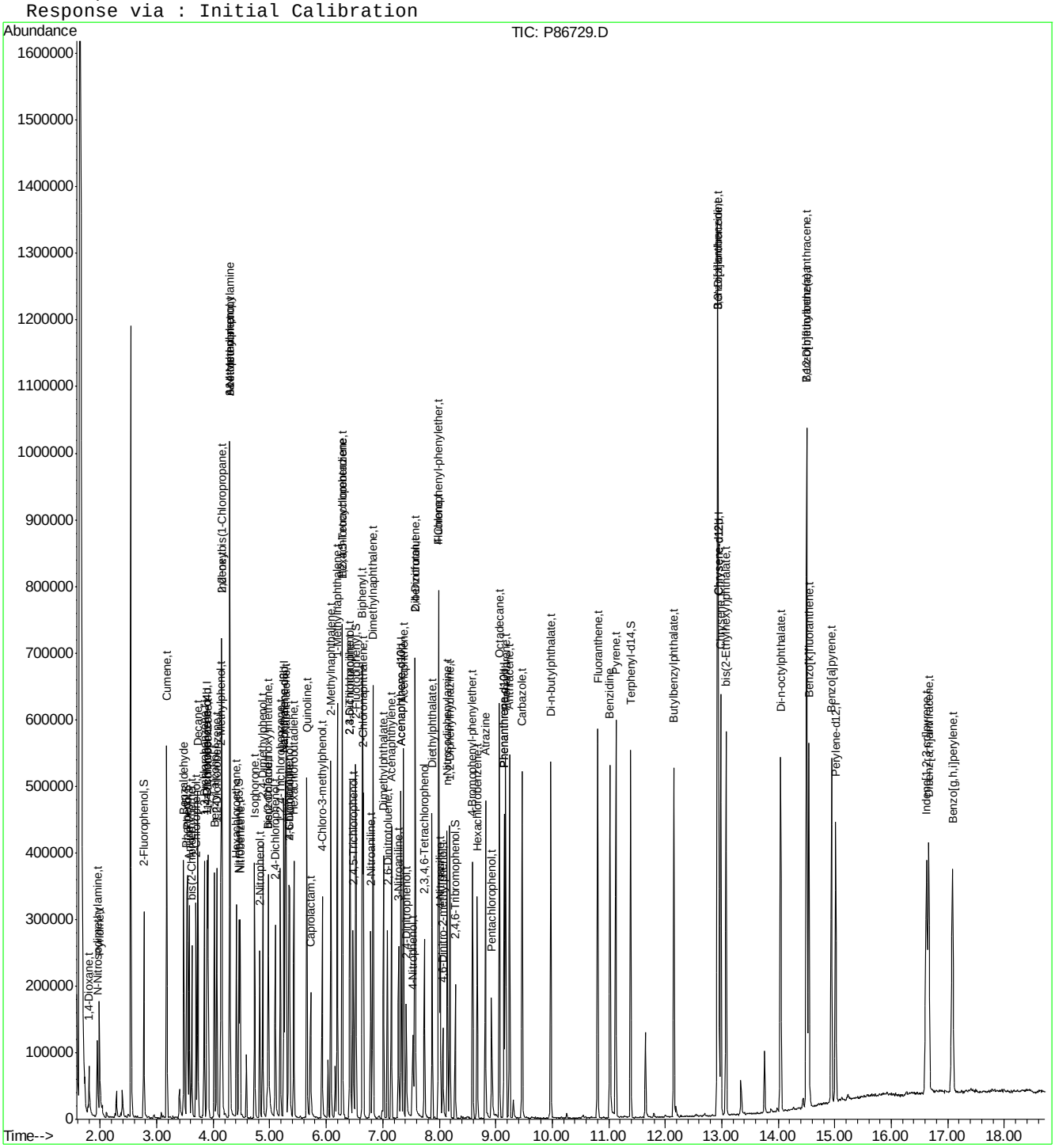

ACCUTEST LABORATORIES
JB70128

Manual Integration Approval Summary

Sample Number:	OP75975-BS1	**Method:**	SW846 8270D
Lab FileID:	P86729.D	**Analyst approved:**	06/26/14 18:25 Kristi Schollenberger
Injection Time:	06/26/14 16:35	**Supervisor approved:**	06/27/14 10:46 Kristin Weiler

Parameter	CAS	Sig#	R.T. (min.)	Reason
Indeno(1,2,3-cd)pyrene	193-39-5		16.62	Split peak

Quantitation Report (Qedit)

Data File : C:\MSDCHEM\1\DATA\EP3694\P86729.D Vial: 12
Acq On : 26 Jun 2014 4:35 pm Operator: saraw
Sample : op75975-bs1 Inst : MSP
Misc : op75975,ep3694,35.0,,,1,1 Multiplr: 1.00
MS Integration Params: rteint.p
Quant Time: Jun 26 18:19 2014 Quant Results File: temp.res

Method : C:\MSDCHEM\1\METHODS\MP3684.M (RTE Integrator)
Title : Semi Volatile Extractables by GC/MS
Last Update : Thu Jun 26 18:12:27 2014
Response via : Multiple Level Calibration

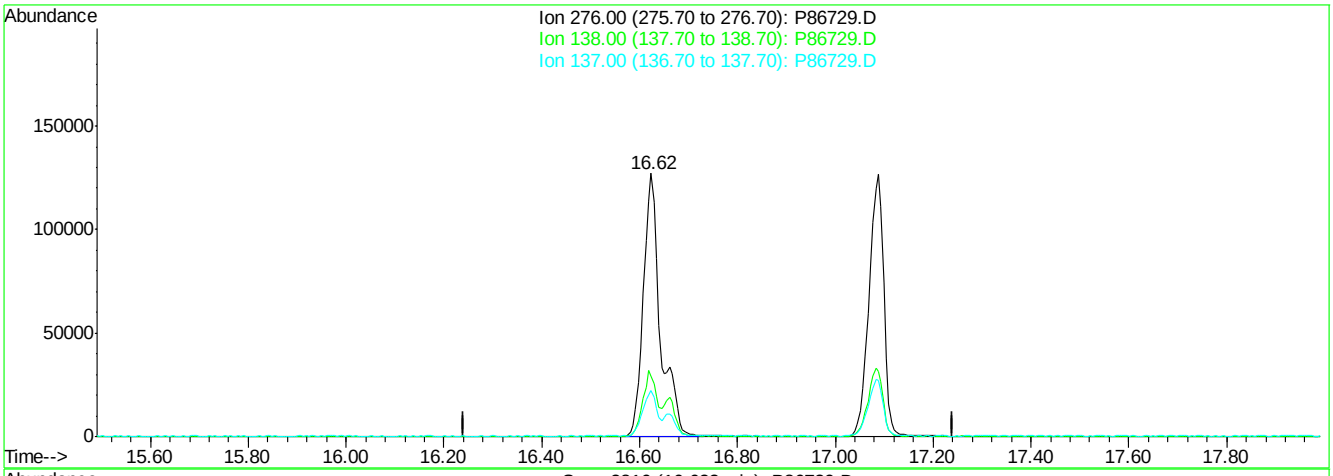

(97) Indeno[1,2,3-cd]pyrene (t)

16.62min 53.52ppb m

response 308147

Ion	Exp%	Act%
276.00	100	100
138.00	28.80	22.85
137.00	20.60	17.54
0.00	0.00	0.00

P86729.D MP3684.M Thu Jun 26 18:19:45 2014

Manual Integrations APPROVED (compounds with "m" flag)
Cheng-Hwan Ao
07/08/14 22:10

Quantitation Report (QT Reviewed)

Data Path : C:\msdchem\1\DATA\E3e2691\
Data File : 3E62825.D
Acq On : 4 Jul 2014 12:35 am
Operator : ashleyd
Sample : op75993-bs1
Misc : op75993,e3e2691,1000
ALS Vial : 6 Sample Multiplier: 1

Quant Time: Jul 05 13:21:19 2014
Quant Method : C:\msdchem\1\METHODS\M3E2680.M
Quant Title : Semi Volatile GC/MS, rtx-5msi 30m x .25mm x .25MoSat Jul 05 13:17:34 2014
QLast Update : Sat Jul 05 13:17:34 2014
Response via : Initial Calibration

Internal Standards	R.T.	QIon	Response	Conc	Units	Dev(Min)
1) 1,4-Dichlorobenzene-d4	4.668	152	214269	40.00	ppb	-0.04
24) Naphthalene-d8	5.749	136	777401	40.00	ppb	-0.06
47) Acenaphthene-d10	7.813	164	429896	40.00	ppb	-0.07
69) Phenanthrene-d10	9.990	188	690175	40.00	ppb	-0.07
83) Chrysene-d12	14.178	240	651962	40.00	ppb	-0.08
92) Perylene-d12	16.307	264	584480	40.00	ppb	-0.07
102) 1,4-Dichlorobenzene-d4a	4.668	152	214269	40.00	ppb	0.00
104) Acenaphthene-d10a	7.813	164	429896	40.00	ppb	0.00
106) Phenanthrene-d10a	9.990	188	690175	40.00	ppb	0.00
110) Chrysene-d12a	14.178	240	651962	40.00	ppb	0.00
112) Naphthalene-d8a	5.749	136	777401	40.00	ppb	0.00
System Monitoring Compounds						
5) 2-Fluorophenol	3.716	112	219248	31.52	ppb	-0.03
Spiked Amount 50.000			Recovery =	63.04%		
8) Phenol-d5	4.427	99	191174	22.04	ppb	-0.04
Spiked Amount 50.000			Recovery =	44.08%		
25) Nitrobenzene-d5	5.112	82	343881	48.94	ppb	-0.05
Spiked Amount 50.000			Recovery =	97.88%		
51) 2-Fluorobiphenyl	6.936	172	678607	46.93	ppb	-0.06
Spiked Amount 50.000			Recovery =	93.86%		
73) 2,4,6-Tribromophenol	8.952	330	89578	58.31	ppb	-0.07
Spiked Amount 50.000			Recovery =	116.62%		
85) Terphenyl-d14	12.536	244	697758	48.08	ppb	-0.08
Spiked Amount 50.000			Recovery =	96.16%		
108) o-Terphenyl	0.000	230	0	0.00	ppb	
Spiked Amount 50.000			Recovery =	0.00%		
109) 1-Chlorooctadecane	0.000	57	0	0.00	ppb	
Spiked Amount 50.000			Recovery =	0.00%		
Target Compounds						Qvalue
2) 1,4-Dioxane	2.229	88	77268	29.62	ppb	98
3) Pyridine	2.566	79	134580	21.07	ppb	95
4) N-Nitrosodimethylamine	2.529	74	109789	30.53	ppb	83
6) Indene	4.866	116	697065	50.34	ppb	98
7) Cumene	4.069	105	925762	49.45	ppb	95
9) Phenol	4.438	94	217988	22.10	ppb	81
10) Aniline	4.433	93	178214	17.30	ppb	94
11) bis(2-Chloroethyl)ether	4.470	93	293913	46.03	ppb	98
12) 2-Chlorophenol	4.524	128	324253	38.92	ppb	95
13) Decane	4.540	43	259658	46.66	ppb	96
14) 1,3-Dichlorobenzene	4.625	146	361186	38.76	ppb	98
15) 1,4-Dichlorobenzene	4.679	146	377534	40.43	ppb	99
16) Benzyl alcohol	4.786	108	184836	36.11	ppb	79
17) 1,2-Dichlorobenzene	4.802	146	348443	39.39	ppb	98
18) Acetophenone	4.989	105	542230	49.94	ppb	95
19) 2-Methylphenol	4.887	108	254178	37.78	ppb	98
20) 2,2'-oxybis(1-Chloropr...	4.877	121	119431	42.23	ppb #	84
21) 3&4-Methylphenol	5.005	108	244916	34.30	ppb	99
22) n-Nitroso-di-n-propyla...	4.984	70	227670	48.26	ppb	89

Quantitation Report (QT Reviewed)

Data Path : C:\msdchem\1\DATA\E3e2691\
Data File : 3E62825.D
Acq On : 4 Jul 2014 12:35 am
Operator : ashleyd
Sample : op75993-bs1
Misc : op75993,e3e2691,1000
ALS Vial : 6 Sample Multiplier: 1

Quant Time: Jul 05 13:21:19 2014
Quant Method : C:\msdchem\1\METHODS\M3E2680.M
Quant Title : Semi Volatile GC/MS, rtx-5msi 30m x .25mm x .25MoSat Jul 05 13:17:34 2014
QLast Update : Sat Jul 05 13:17:34 2014
Response via : Initial Calibration

Internal Standards	R.T.	QIon	Response	Conc	Units		Dev(Min)
23) Hexachloroethane	5.064	201	120357	42.26	ppb		98
26) Nitrobenzene	5.128	77	347334	48.02	ppb		91
27) Quinoline	6.123	129	693292	44.86	ppb		96
28) Isophorone	5.326	82	554774	44.90	ppb		91
29) 2-Nitrophenol	5.406	139	183350	41.24	ppb		81
30) 2,4-Dimethylphenol	5.449	107	310284	48.41	ppb		92
31) Benzoic acid	5.577	105	116097	21.57	ppb		89
32) bis(2-Chloroethoxy)met...	5.513	93	332604	47.83	ppb		99
33) 2,4-Dichlorophenol	5.636	162	255892	41.81	ppb		98
34) 2,6-Dichlorophenol	5.845	162	254477	41.38	ppb		99
36) 1,2,4-Trichlorobenzene	5.700	180	280990	43.89	ppb		98
38) Naphthalene	5.770	128	955426	42.62	ppb		99
39) 4-Chloroaniline	5.834	127	157745	17.01	ppb		95
40) 2,3-Dichloroaniline	6.840	161	316637	41.59	ppb		94
41) Caprolactam	6.203	55	31551	14.22	ppb		93
42) Hexachlorobutadiene	5.888	225	159395	48.12	ppb		97
43) 4-Chloro-3-methylphenol	6.364	107	271448m	41.99	ppb		
44) 2-Methylnaphthalene	6.503	141	589497	44.37	ppb		98
45) 1-Methylnaphthalene	6.615	141	669881	49.11	ppb		97
46) Dimethylnaphthalene	7.262	156	694976	51.39	ppb		99
48) Hexachlorocyclopentadiene	6.685	237	175896	77.14	ppb		95
49) 2,4,6-Trichlorophenol	6.856	196	174178	44.71	ppb		97
50) 2,4,5-Trichlorophenol	6.915	196	185264	45.52	ppb		97
52) 2-Chloronaphthalene	7.086	162	568043	42.17	ppb		99
53) Biphenyl	7.064	154	932433	51.20	ppb		99
54) 2-Nitroaniline	7.235	65	188812	50.69	ppb		82
55) Dimethylphthalate	7.465	163	677801	46.47	ppb		100
56) Acenaphthylene	7.621	152	818838	37.64	ppb		100
57) 2,6-Dinitrotoluene	7.556	165	155090	41.93	ppb		82
58) 3-Nitroaniline	7.792	138	89025	21.56	ppb		89
59) Acenaphthene	7.856	153	643009	46.31	ppb		96
60) 2,4-Dinitrophenol	7.963	184	177169	91.38	ppb		87
61) 4-Nitrophenol	8.113	109	51254	29.07	ppb	#	70
62) Dibenzofuran	8.097	168	837420	44.65	ppb		97
63) 2,4-Dinitrotoluene	8.134	165	211020	42.98	ppb		92
64) 2,3,4,6-Tetrachlorophenol	8.305	232	130693	42.80	ppb		98
65) Diethylphthalate	8.460	149	686701	46.86	ppb		98
66) Fluorene	8.589	166	698444	45.93	ppb		97
67) 4-Chlorophenyl-phenyle...	8.599	204	329007	50.13	ppb		98
68) 4-Nitroaniline	8.669	138	165390	40.58	ppb		74
70) 4,6-Dinitro-2-methylph...	8.733	198	103893	39.27	ppb		81
71) n-Nitrosodiphenylamine	8.781	169	471394	43.63	ppb		99
72) 1,2-Diphenylhydrazine	8.835	77	670455	49.07	ppb		97
74) 4-Bromophenyl-phenylether	9.321	248	181498	50.59	ppb		96
75) Hexachlorobenzene	9.423	284	186291	50.04	ppb		96
76) Pentachlorophenol	9.744	266	79087	38.36	ppb		95
77) Phenanthrene	10.027	178	920502	42.33	ppb		99
78) Anthracene	10.102	178	950899	43.04	ppb		99
79) Carbazole	10.386	167	875229	41.31	ppb		99
80) Di-n-butylphthalate	10.979	149	1102300	44.87	ppb		99

Quantitation Report (QT Reviewed)

Data Path : C:\msdchem\1\DATA\E3e2691\
Data File : 3E62825.D
Acq On : 4 Jul 2014 12:35 am
Operator : ashleyd
Sample : op75993-bs1
Misc : op75993,e3e2691,1000
ALS Vial : 6 Sample Multiplier: 1

Quant Time: Jul 05 13:21:19 2014
Quant Method : C:\msdchem\1\METHODS\M3E2680.M
Quant Title : Semi Volatile GC/MS, rtx-5msi 30m x .25mm x .25MoSat Jul 05 13:17:34 2014
QLast Update : Sat Jul 05 13:17:34 2014
Response via : Initial Calibration

Internal Standards	R.T.	QIon	Response	Conc	Units		Dev(Min)
81) Fluoranthene	11.889	202	946641	43.57	ppb		96
82) Octadecane	9.915	57	372001	51.58	ppb		95
84) Pyrene	12.236	202	977152	42.25	ppb		99
86) Butylbenzylphthalate	13.360	149	479891	42.86	ppb		95
88) Benzo[a]anthracene	14.167	228	871960	42.38	ppb		99
89) 3,3'-Dichlorobenzidine	14.162	252	315215	43.71	ppb		97
90) Chrysene	14.221	228	832497	44.58	ppb		99
91) bis(2-Ethylhexyl)phtha...	14.312	149	673339	42.28	ppb		97
93) Di-n-octylphthalate	15.296	149	1129836	39.59	ppb		98
94) Benzo[b]fluoranthene	15.788	252	919611	44.24	ppb		95
95) Benzo[k]fluoranthene	15.825	252	876295	44.30	ppb		95
96) Benzo[a]pyrene	16.232	252	787236	43.68	ppb		93
97) Indeno[1,2,3-cd]pyrene	17.858	276	914066	42.95	ppb		82
99) Dibenz[a,h]anthracene	17.879	278	782767	43.89	ppb		91
100) 7,12-Dimethylbenz(a)an...	15.767	256	522312	50.38	ppb		97
101) Benzo[g,h,i]perylene	18.302	276	749870	44.08	ppb		87
103) Benzaldehyde	4.347	105	298311	52.11	ppb		97
105) 1,2,4,5-Tetrachloroben...	6.706	216	274376	52.58	ppb		98
107) Atrazine	9.632	215	120121	66.70	ppb	#	77
111) benzidine	12.145	184	233091	19.44	ppb		98

(#) = qualifier out of range (m) = manual integration (+) = signals summed

Quantitation Report (QT Reviewed)

Data Path : C:\msdchem\1\DATA\E3e2691\
Data File : 3E62825.D
Acq On : 4 Jul 2014 12:35 am
Operator : ashleyd
Sample : op75993-bs1
Misc : op75993,e3e2691,1000
ALS Vial : 6 Sample Multiplier: 1

Quant Time: Jul 05 13:21:19 2014
Quant Method : C:\msdchem\1\METHODS\M3E2680.M
Quant Title : Semi Volatile GC/MS, rtx-5msi 30m x .25mm x .25MoSat Jul 05 13:17:34 2014
QLast Update : Sat Jul 05 13:17:34 2014
Response via : Initial Calibration

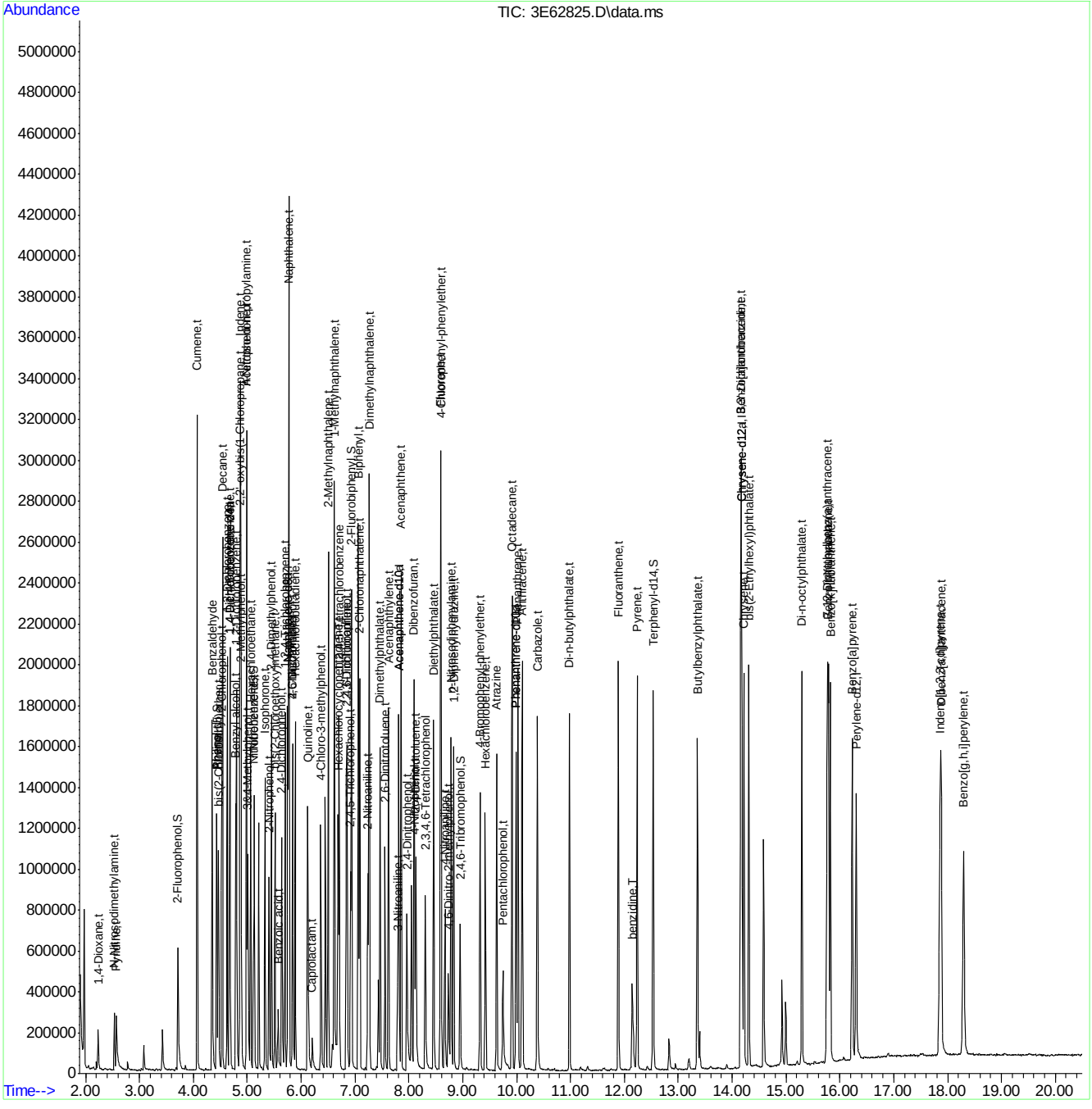

Manual Integration Approval Summary

Sample Number:	OP75993-BS1	**Method:**	SW846 8270D
Lab FileID:	3E62825.D	**Analyst approved:**	07/05/14 14:04 Kristi Schollenberger
Injection Time:	07/04/14 00:35	**Supervisor approved:**	07/08/14 22:10 Cheng-Hwan Ao

Parameter	CAS	Sig#	R.T. (min.)	Reason
4-Chloro-3-methyl phenol	59-50-7		6.36	Poor instrument integration

Quantitation Report (Qedit)

Data Path : C:\msdchem\1\DATA\E3e2691\
Data File : 3E62825.D
Acq On : 4 Jul 2014 12:35 am
Operator : ashleyd
Sample : op75993-bs1
Misc : op75993,e3e2691,1000
ALS Vial : 6 Sample Multiplier: 1

Quant Time: Jul 05 13:20:19 2014
Quant Method : C:\msdchem\1\METHODS\M3E2680.M
Quant Title : Semi Volatile GC/MS, rtx-5msi 30m x .25mm x .25MoSat Jul 05 13:17:34 2014
QLast Update : Sat Jul 05 13:17:34 2014
Response via : Initial Calibration

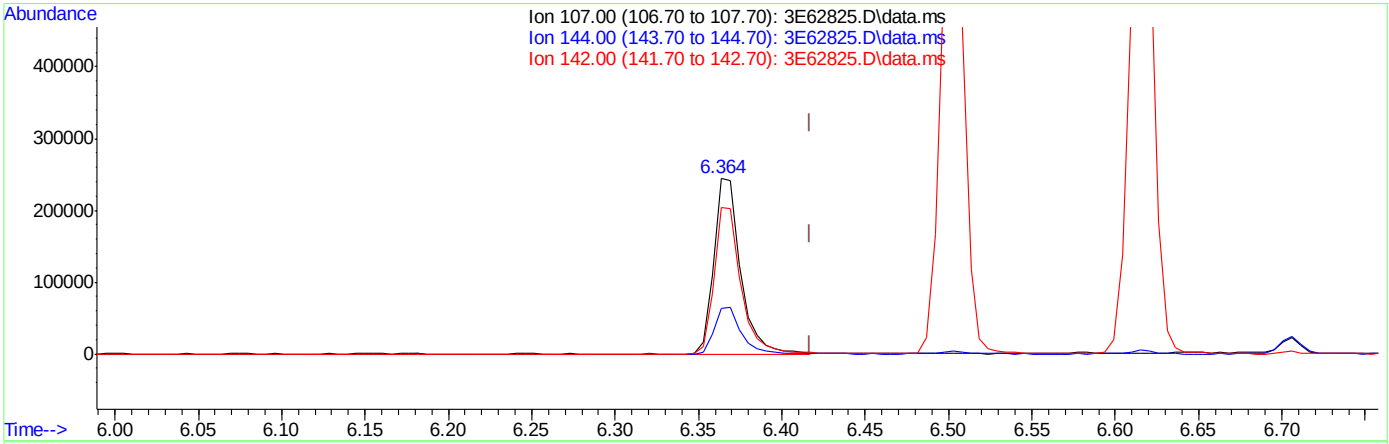

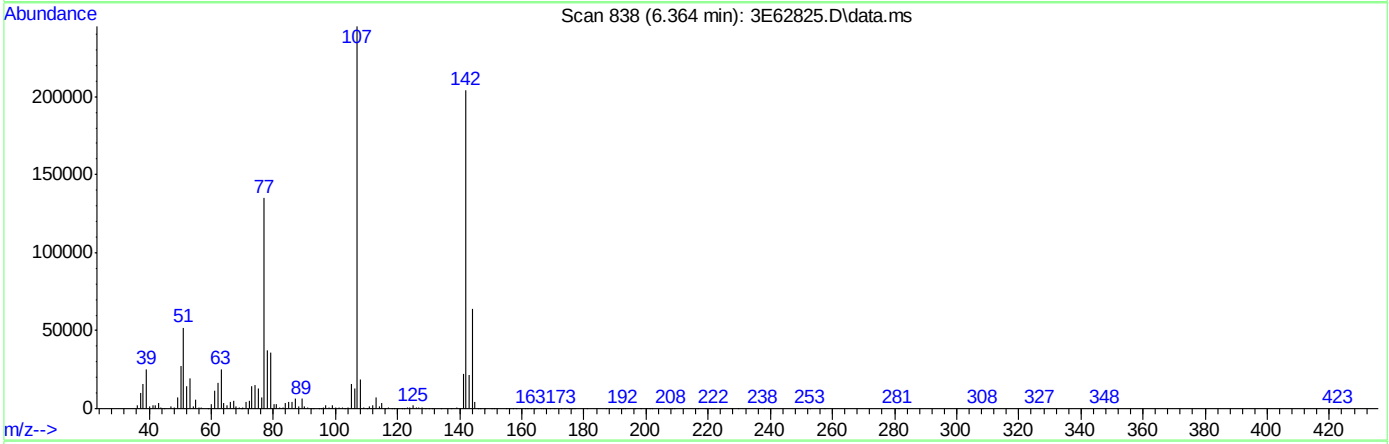

TIC: 3E62825.D\data.ms

(43) 4-Chloro-3-methylphenol (t)

6.364min (-0.054) 41.99ppb m

response 271448

Ion	Exp%	Act%
107.00	100	100
144.00	26.50	26.01
142.00	0.00	83.39#
0.00	0.00	0.00

ACCUTEST LABORATORIES JB70128

Quantitation Report (QT Reviewed)

Data Path : C:\msdchem\1\DATA\em4338\
Data File : m106096.D
Acq On : 7 Jul 2014 1:51 pm
Operator : saumilp
Sample : op75975-ms
Misc : op75975,em4338,31.3
ALS Vial : 13 Sample Multiplier: 1

Quant Time: Jul 07 15:34:16 2014
Quant Method : C:\msdchem\1\METHODS\MM4300.M
Quant Title : Semi Volatile GC/MS, rtx-5ms 30mx0.25mmx0.25um
QLast Update : Mon Jul 07 15:23:19 2014
Response via : Initial Calibration

Compound	R.T.	QIon	Response	Conc	Units		Dev(Min)
Internal Standards							
1) 1,4-Dichlorobenzene-d4	4.710	152	133019	40.00	ppb		0.00
24) Naphthalene-d8	5.847	136	476421	40.00	ppb		0.00
47) Acenaphthene-d10	8.193	164	290023	40.00	ppb		0.00
69) Phenanthrene-d10	10.821	188	483419	40.00	ppb		0.00
83) Chrysene-d12	16.003	240	420502	40.00	ppb		0.01
92) Perylene-d12	18.626	264	353534	40.00	ppb		0.01
102) 1,4-Dichlorobenzene-d4a	4.710	152	133019	40.00	ppb		0.00
104) Acenaphthene-d10a	8.193	164	290023	40.00	ppb		0.00
107) Chrysene-d12a	16.003	240	420502	40.00	ppb		0.01
109) Naphthalene-d8a	5.847	136	476421	40.00	ppb		0.00
System Monitoring Compounds							
5) 2-Fluorophenol	3.764	112	194187	40.97	ppb		0.00
Spiked Amount 50.000			Recovery = 81.94%				
8) Phenol-d5	4.485	99	257427	41.69	ppb		0.00
Spiked Amount 50.000			Recovery = 83.38%				
25) Nitrobenzene-d5	5.164	82	232357	47.05	ppb		0.00
Spiked Amount 50.000			Recovery = 94.10%				
51) 2-Fluorobiphenyl	7.178	172	435991	43.36	ppb		0.00
Spiked Amount 50.000			Recovery = 86.72%				
73) 2,4,6-Tribromophenol	9.560	330	49424	46.45	ppb		0.00
Spiked Amount 50.000			Recovery = 92.90%				
86) Terphenyl-d14	14.000	244	416933	44.24	ppb		0.01
Spiked Amount 50.000			Recovery = 88.48%				
Target Compounds							Qvalue
2) 1,4-Dioxane	2.263	88	55882	23.31	ppb		97
3) Pyridine	2.583	79	174543	29.35	ppb		95
4) N-Nitrosodimethylamine	2.551	42	84424	39.26	ppb		93
6) Indene	4.913	116	410101	46.75	ppb		99
7) Cumene	4.106	105	543080	43.23	ppb		98
9) Phenol	4.496	94	270970	38.79	ppb		91
10) Aniline	4.464	93	206807	25.48	ppb		86
11) bis(2-Chloroethyl)ether	4.501	93	214506	44.41	ppb		94
12) 2-Chlorophenol	4.571	128	198986	38.13	ppb		98
13) Decane	4.581	43	149053	38.31	ppb		92
14) 1,3-Dichlorobenzene	4.667	146	215184	39.53	ppb		98
15) 1,4-Dichlorobenzene	4.720	146	219880	38.86	ppb		98
16) Benzyl alcohol	4.827	108	148059	41.73	ppb		92
17) 1,2-Dichlorobenzene	4.843	146	211665	40.36	ppb		99
18) Acetophenone	5.030	105	335530	45.56	ppb		96
19) 2-Methylphenol	4.945	108	193111	41.39	ppb		99
20) 2,2'-oxybis(1-Chloropr...	4.923	121	68475	44.61	ppb		92
21) 3&4-Methylphenol	5.073	108	198788	40.05	ppb	#	67
22) n-Nitroso-di-n-propyla...	5.035	70	157324	43.98	ppb		96
23) Hexachloroethane	5.121	201	73749	38.26	ppb		96
26) Nitrobenzene	5.180	77	241112	43.32	ppb		96
27) Quinoline	6.243	129	463334	46.02	ppb		99
28) Isophorone	5.393	82	402920	41.92	ppb		98

Quantitation Report (QT Reviewed)

Data Path : C:\msdchem\1\DATA\em4338\
Data File : m106096.D
Acq On : 7 Jul 2014 1:51 pm
Operator : saumilp
Sample : op75975-ms
Misc : op75975,em4338,31.3
ALS Vial : 13 Sample Multiplier: 1

Quant Time: Jul 07 15:34:16 2014
Quant Method : C:\msdchem\1\METHODS\MM4300.M
Quant Title : Semi Volatile GC/MS, rtx-5ms 30mx0.25mmx0.25um
QLast Update : Mon Jul 07 15:23:19 2014
Response via : Initial Calibration

Compound	R.T.	QIon	Response	Conc	Units	Dev(Min)
29) 2-Nitrophenol	5.468	139	108538	43.17	ppb	99
30) 2,4-Dimethylphenol	5.532	107	216817	43.44	ppb	99
31) Benzoic acid	5.660	105	89429	27.15	ppb	82
32) bis(2-Chloroethoxy)met...	5.596	93	243801	44.56	ppb	98
33) 2,4-Dichlorophenol	5.735	162	170672	45.46	ppb	96
34) 2,6-Dichlorophenol	5.949	162	164016	43.23	ppb	98
36) 1,2,4-Trichlorobenzene	5.789	180	190164	42.87	ppb	98
38) Naphthalene	5.869	128	591896	40.41	ppb	100
39) 4-Chloroaniline	5.933	127	163416	25.49	ppb	96
40) 2,3-Dichloroaniline	7.065	161	224056	45.99	ppb	98
41) Caprolactam	6.344	55	92247	47.20	ppb	91
42) Hexachlorobutadiene	6.008	225	106817	41.94	ppb	98
43) 4-Chloro-3-methylphenol	6.547	107	188180	43.24	ppb	95
44) 2-Methylnaphthalene	6.681	141	336402	41.65	ppb	99
45) 1-Methylnaphthalene	6.809	142	432568	46.59	ppb	98
46) Dimethylnaphthalene	7.552	156	409962	48.95	ppb	96
48) Hexachlorocyclopentadiene	6.895	237	87355	35.41	ppb	99
49) 2,4,6-Trichlorophenol	7.087	196	124314	44.21	ppb	96
50) 2,4,5-Trichlorophenol	7.172	196	130278	42.75	ppb	94
52) 2-Chloronaphthalene	7.343	162	380069	40.27	ppb	99
53) Biphenyl	7.322	154	549776	46.31	ppb	99
54) 2-Nitroaniline	7.514	65	126065	48.85	ppb	86
55) Dimethylphthalate	7.803	163	443782	44.40	ppb	99
56) Acenaphthylene	7.963	152	523153	36.25	ppb	98
57) 2,6-Dinitrotoluene	7.894	165	102034	47.29	ppb	97
58) 3-Nitroaniline	8.161	138	86543	34.12	ppb	85
59) Acenaphthene	8.246	153	392930	43.90	ppb	99
60) 2,4-Dinitrophenol	8.342	184	105485	81.94	ppb	86
61) 4-Nitrophenol	8.615	109	64993	47.96	ppb	86
62) Dibenzofuran	8.535	168	542319	41.24	ppb	96
63) 2,4-Dinitrotoluene	8.556	165	136852	46.36	ppb	82
64) 2,3,4,6-Tetrachlorophenol	8.786	232	92663	39.76	ppb	93
65) Diethylphthalate	8.999	149	439753	45.21	ppb	100
66) Fluorene	9.122	166	458031	44.83	ppb	99
67) 4-Chlorophenyl-phenyle...	9.149	204	216159	43.61	ppb	93
68) 4-Nitroaniline	9.208	138	97792	37.29	ppb	85
70) 4,6-Dinitro-2-methylph...	9.266	198	73168	41.96	ppb	97
71) n-Nitrosodiphenylamine	9.373	169	321312	48.44	ppb	95
72) 1,2-Diphenylhydrazine	9.432	77	489514	45.62	ppb	99
74) 4-Bromophenyl-phenylether	10.030	248	104165	41.52	ppb	93
75) Hexachlorobenzene	10.121	284	100026	36.48	ppb	92
76) Pentachlorophenol	10.527	266	56046	33.61	ppb	94
77) Phenanthrene	10.864	178	622046	42.37	ppb	100
78) Anthracene	10.960	178	641244	43.91	ppb	99
79) Carbazole	11.318	167	584053	42.13	ppb	99
80) Di-n-butylphthalate	12.114	149	750317	48.99	ppb	99
81) Fluoranthene	13.161	202	679625	43.83	ppb	96
82) Octadecane	10.810	57	255153	52.32	ppb	93
84) Pyrene	13.583	202	705883	48.66	ppb	100
87) Butylbenzylphthalate	15.057	149	327739	55.96	ppb	96

Quantitation Report (QT Reviewed)

Data Path : C:\msdchem\1\DATA\em4338\
Data File : m106096.D
Acq On : 7 Jul 2014 1:51 pm
Operator : saumilp
Sample : op75975-ms
Misc : op75975,em4338,31.3
ALS Vial : 13 Sample Multiplier: 1

Quant Time: Jul 07 15:34:16 2014
Quant Method : C:\msdchem\1\METHODS\MM4300.M
Quant Title : Semi Volatile GC/MS, rtx-5ms 30mx0.25mmx0.25um
QLast Update : Mon Jul 07 15:23:19 2014
Response via : Initial Calibration

Compound	R.T.	QIon	Response	Conc	Units	Dev(Min)
88) Benzo[a]anthracene	15.982	228	584200	44.75	ppb	100
89) 3,3'-Dichlorobenzidine	16.019	252	356916	82.10	ppb	98
90) Chrysene	16.051	228	570135	46.01	ppb	99
91) bis(2-Ethylhexyl)phtha...	16.270	149	462712	59.10	ppb	98
93) Di-n-octylphthalate	17.504	149	801729	54.82	ppb	99
94) Benzo[b]fluoranthene	17.985	252	553929	44.18	ppb	97
95) Benzo[k]fluoranthene	18.038	252	503237	40.64	ppb	97
96) Benzo[a]pyrene	18.524	252	481824	43.88	ppb	98
97) Indeno[1,2,3-cd]pyrene	20.357	276	434497	44.26	ppb	94
99) Dibenz[a,h]anthracene	20.405	278	458778	44.60	ppb	97
100) 7,12-Dimethylbenz(a)an...	17.990	256	256243	44.96	ppb	94
101) Benzo[g,h,i]perylene	20.821	276	454289	45.79	ppb	98
103) Benzaldehyde	4.378	105	175701	48.19	ppb	92
105) 1,2,4,5-Tetrachloroben...	6.905	216	187612	42.63	ppb	99
106) Atrazine	10.426	215	76292	53.98	ppb	92
108) Benzidine	13.503	184	95098	14.97	ppb	97

(#) = qualifier out of range (m) = manual integration (+) = signals summed

Quantitation Report (QT Reviewed)

Data Path : C:\msdchem\1\DATA\em4338\
Data File : m106096.D
Acq On : 7 Jul 2014 1:51 pm
Operator : saumilp
Sample : op75975-ms
Misc : op75975,em4338,31.3
ALS Vial : 13 Sample Multiplier: 1

Quant Time: Jul 07 15:34:16 2014
Quant Method : C:\msdchem\1\METHODS\MM4300.M
Quant Title : Semi Volatile GC/MS, rtx-5ms 30mx0.25mmx0.25um
QLast Update : Mon Jul 07 15:23:19 2014
Response via : Initial Calibration

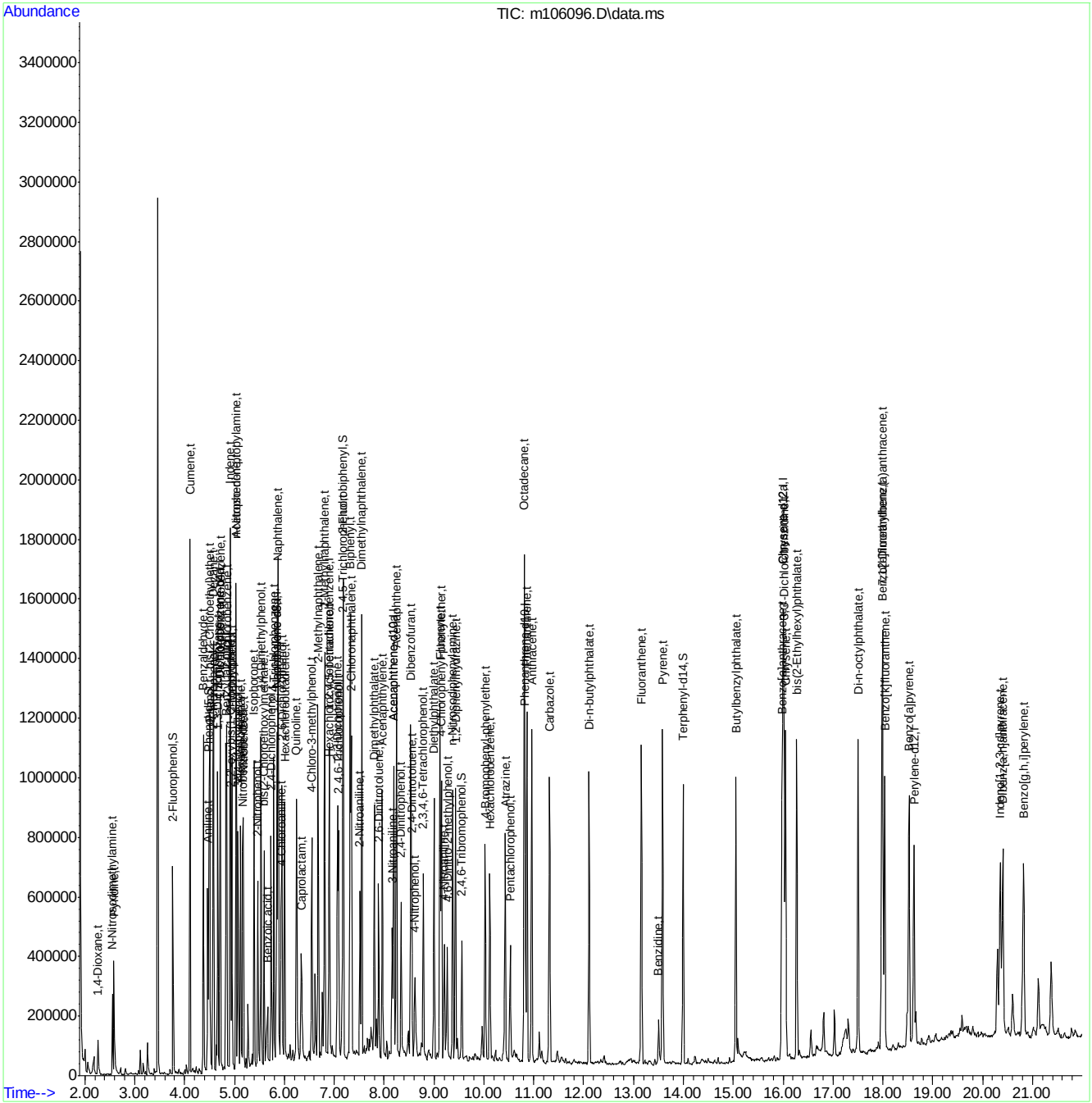

ACCUTEST LABORATORIES JB70128

Quantitation Report (QT Reviewed)

Data Path : C:\msdchem\1\DATA\em4338\
Data File : m106097.D
Acq On : 7 Jul 2014 2:20 pm
Operator : saumilp
Sample : op75975-msd
Misc : op75975,em4338,33.0
ALS Vial : 14 Sample Multiplier: 1

Quant Time: Jul 07 15:35:03 2014
Quant Method : C:\msdchem\1\METHODS\MM4300.M
Quant Title : Semi Volatile GC/MS, rtx-5ms 30mx0.25mmx0.25um
QLast Update : Mon Jul 07 15:23:19 2014
Response via : Initial Calibration

Compound	R.T.	QIon	Response	Conc	Units		Dev(Min)
Internal Standards							
1) 1,4-Dichlorobenzene-d4	4.707	152	135936	40.00	ppb		0.00
24) Naphthalene-d8	5.850	136	493570	40.00	ppb		0.00
47) Acenaphthene-d10	8.195	164	305417	40.00	ppb		0.00
69) Phenanthrene-d10	10.818	188	498696	40.00	ppb		0.00
83) Chrysene-d12	16.000	240	444412	40.00	ppb		0.01
92) Perylene-d12	18.623	264	368676	40.00	ppb		0.01
102) 1,4-Dichlorobenzene-d4a	4.707	152	135936	40.00	ppb		0.00
104) Acenaphthene-d10a	8.195	164	305417	40.00	ppb		0.00
107) Chrysene-d12a	16.000	240	444412	40.00	ppb		0.01
109) Naphthalene-d8a	5.850	136	493570	40.00	ppb		0.00
System Monitoring Compounds							
5) 2-Fluorophenol	3.767	112	190140	39.25	ppb		0.01
Spiked Amount 50.000			Recovery =	78.50%			
8) Phenol-d5	4.482	99	255788	40.53	ppb		0.00
Spiked Amount 50.000			Recovery =	81.06%			
25) Nitrobenzene-d5	5.166	82	225326	44.04	ppb		0.00
Spiked Amount 50.000			Recovery =	88.08%			
51) 2-Fluorobiphenyl	7.180	172	417467	39.42	ppb		0.00
Spiked Amount 50.000			Recovery =	78.84%			
73) 2,4,6-Tribromophenol	9.563	330	49504	45.10	ppb		0.01
Spiked Amount 50.000			Recovery =	90.20%			
86) Terphenyl-d14	13.997	244	426076	42.78	ppb		0.01
Spiked Amount 50.000			Recovery =	85.56%			
Target Compounds							Qvalue
2) 1,4-Dioxane	2.260	88	51857	21.16	ppb		97
3) Pyridine	2.586	79	166728	27.43	ppb		95
4) N-Nitrosodimethylamine	2.549	42	80311	36.54	ppb		90
6) Indene	4.915	116	390469	43.56	ppb		99
7) Cumene	4.108	105	514517	40.08	ppb		100
9) Phenol	4.493	94	259755	36.39	ppb		91
10) Aniline	4.461	93	184509	22.25	ppb		95
11) bis(2-Chloroethyl)ether	4.504	93	207079	41.95	ppb		98
12) 2-Chlorophenol	4.573	128	193428	36.27	ppb		97
13) Decane	4.584	43	138906	34.93	ppb		86
14) 1,3-Dichlorobenzene	4.664	146	207968	37.38	ppb		98
15) 1,4-Dichlorobenzene	4.723	146	214009	37.01	ppb		98
16) Benzyl alcohol	4.830	108	145997	40.27	ppb		97
17) 1,2-Dichlorobenzene	4.840	146	202698	37.82	ppb		97
18) Acetophenone	5.033	105	319822	42.49	ppb		94
19) 2-Methylphenol	4.947	108	184253	38.64	ppb		98
20) 2,2'-oxybis(1-Chloropr...	4.920	121	65401	41.69	ppb		99
21) 3&4-Methylphenol	5.070	108	194666	38.38	ppb	#	66
22) n-Nitroso-di-n-propyla...	5.038	70	150474	41.16	ppb		94
23) Hexachloroethane	5.123	201	71788	36.44	ppb		95
26) Nitrobenzene	5.182	77	233086	40.42	ppb		99
27) Quinoline	6.245	129	449611	43.11	ppb		99
28) Isophorone	5.396	82	394680	39.64	ppb		97

Quantitation Report (QT Reviewed)

Data Path : C:\msdchem\1\DATA\em4338\
Data File : m106097.D
Acq On : 7 Jul 2014 2:20 pm
Operator : saumilp
Sample : op75975-msd
Misc : op75975,em4338,33.0
ALS Vial : 14 Sample Multiplier: 1

Quant Time: Jul 07 15:35:03 2014
Quant Method : C:\msdchem\1\METHODS\MM4300.M
Quant Title : Semi Volatile GC/MS, rtx-5ms 30mx0.25mmx0.25um
QLast Update : Mon Jul 07 15:23:19 2014
Response via : Initial Calibration

Compound	R.T.	QIon	Response	Conc	Units		Dev(Min)
29) 2-Nitrophenol	5.471	139	102527	39.36	ppb		96
30) 2,4-Dimethylphenol	5.529	107	205011	39.65	ppb		98
31) Benzoic acid	5.658	105	78538	23.02	ppb		93
32) bis(2-Chloroethoxy)met...	5.594	93	231515	40.85	ppb		99
33) 2,4-Dichlorophenol	5.738	162	166058	42.70	ppb		96
34) 2,6-Dichlorophenol	5.951	162	161365	41.06	ppb		97
36) 1,2,4-Trichlorobenzene	5.791	180	183001	39.82	ppb		99
38) Naphthalene	5.871	128	569710	37.54	ppb		99
39) 4-Chloroaniline	5.935	127	151570	22.82	ppb		96
40) 2,3-Dichloroaniline	7.063	161	213975	42.40	ppb		99
41) Caprolactam	6.341	55	100109	49.44	ppb		94
42) Hexachlorobutadiene	6.005	225	101306	38.39	ppb		97
43) 4-Chloro-3-methylphenol	6.550	107	187106	41.50	ppb		95
44) 2-Methylnaphthalene	6.678	141	320184	38.26	ppb		98
45) 1-Methylnaphthalene	6.806	142	409056	42.53	ppb		97
46) Dimethylnaphthalene	7.554	156	402841	46.42	ppb		99
48) Hexachlorocyclopentadiene	6.892	237	72837	28.04	ppb		98
49) 2,4,6-Trichlorophenol	7.084	196	123112	41.57	ppb		98
50) 2,4,5-Trichlorophenol	7.175	196	128066	39.90	ppb		97
52) 2-Chloronaphthalene	7.346	162	353653	35.58	ppb		98
53) Biphenyl	7.324	154	526691	42.13	ppb		100
54) 2-Nitroaniline	7.517	65	119638	44.02	ppb		90
55) Dimethylphthalate	7.805	163	431705	41.01	ppb		99
56) Acenaphthylene	7.965	152	503446	33.13	ppb		99
57) 2,6-Dinitrotoluene	7.891	165	101594	44.71	ppb		92
58) 3-Nitroaniline	8.163	138	87807	32.88	ppb		96
59) Acenaphthene	8.249	153	378431	40.15	ppb		96
60) 2,4-Dinitrophenol	8.345	184	101527	75.86	ppb		83
61) 4-Nitrophenol	8.617	109	63298	44.36	ppb	#	80
62) Dibenzofuran	8.537	168	538335	38.88	ppb		99
63) 2,4-Dinitrotoluene	8.553	165	138885	44.68	ppb		83
64) 2,3,4,6-Tetrachlorophenol	8.788	232	92827	37.82	ppb		97
65) Diethylphthalate	9.002	149	441027	43.05	ppb		100
66) Fluorene	9.125	166	447508	41.59	ppb		99
67) 4-Chlorophenyl-phenyle...	9.151	204	211134	40.45	ppb		94
68) 4-Nitroaniline	9.210	138	98988	35.85	ppb		86
70) 4,6-Dinitro-2-methylph...	9.269	198	73180	40.68	ppb		94
71) n-Nitrosodiphenylamine	9.376	169	316981	46.32	ppb		97
72) 1,2-Diphenylhydrazine	9.435	77	483682	43.70	ppb		99
74) 4-Bromophenyl-phenylether	10.028	248	101956	39.40	ppb		89
75) Hexachlorobenzene	10.124	284	99548	35.19	ppb		92
76) Pentachlorophenol	10.530	266	55685	32.38	ppb		95
77) Phenanthrene	10.866	178	627524	41.44	ppb		98
78) Anthracene	10.962	178	636352	42.24	ppb		99
79) Carbazole	11.320	167	586729	41.02	ppb		98
80) Di-n-butylphthalate	12.111	149	735684	46.56	ppb		98
81) Fluoranthene	13.158	202	681573	42.61	ppb		96
82) Octadecane	10.807	57	252096	50.11	ppb		96
84) Pyrene	13.585	202	698205	45.54	ppb		98
87) Butylbenzylphthalate	15.054	149	327459	52.91	ppb		95

Quantitation Report (QT Reviewed)

Data Path : C:\msdchem\1\DATA\em4338\
Data File : m106097.D
Acq On : 7 Jul 2014 2:20 pm
Operator : saumilp
Sample : op75975-msd
Misc : op75975,em4338,33.0
ALS Vial : 14 Sample Multiplier: 1

Quant Time: Jul 07 15:35:03 2014
Quant Method : C:\msdchem\1\METHODS\MM4300.M
Quant Title : Semi Volatile GC/MS, rtx-5ms 30mx0.25mmx0.25um
QLast Update : Mon Jul 07 15:23:19 2014
Response via : Initial Calibration

Compound	R.T.	QIon	Response	Conc	Units	Dev(Min)
88) Benzo[a]anthracene	15.984	228	584244	42.35	ppb	98
89) 3,3'-Dichlorobenzidine	16.016	252	354597	77.18	ppb	98
90) Chrysene	16.053	228	567860	43.36	ppb	99
91) bis(2-Ethylhexyl)phtha...	16.272	149	461476	55.77	ppb	97
93) Di-n-octylphthalate	17.501	149	796549	52.56	ppb	100
94) Benzo[b]fluoranthene	17.982	252	544067	41.61	ppb	97
95) Benzo[k]fluoranthene	18.035	252	515967	39.96	ppb	98
96) Benzo[a]pyrene	18.527	252	488951	42.70	ppb	100
97) Indeno[1,2,3-cd]pyrene	20.359	276	446529	43.61	ppb	94
99) Dibenz[a,h]anthracene	20.407	278	464093	43.26	ppb	98
100) 7,12-Dimethylbenz(a)an...	17.993	256	248980	41.89	ppb	92
101) Benzo[g,h,i]perylene	20.824	276	458199	44.28	ppb	98
103) Benzaldehyde	4.376	105	170154	45.67	ppb	89
105) 1,2,4,5-Tetrachloroben...	6.908	216	181261	39.11	ppb	98
106) Atrazine	10.434	215	75743	50.89	ppb	92
108) Benzidine	13.505	184	124516	18.55	ppb	97

(#) = qualifier out of range (m) = manual integration (+) = signals summed

Quantitation Report (QT Reviewed)

Data Path : C:\msdchem\1\DATA\em4338\
Data File : m106097.D
Acq On : 7 Jul 2014 2:20 pm
Operator : saumilp
Sample : op75975-msd
Misc : op75975,em4338,33.0
ALS Vial : 14 Sample Multiplier: 1

Quant Time: Jul 07 15:35:03 2014
Quant Method : C:\msdchem\1\METHODS\MM4300.M
Quant Title : Semi Volatile GC/MS, rtx-5ms 30mx0.25mmx0.25um
QLast Update : Mon Jul 07 15:23:19 2014
Response via : Initial Calibration

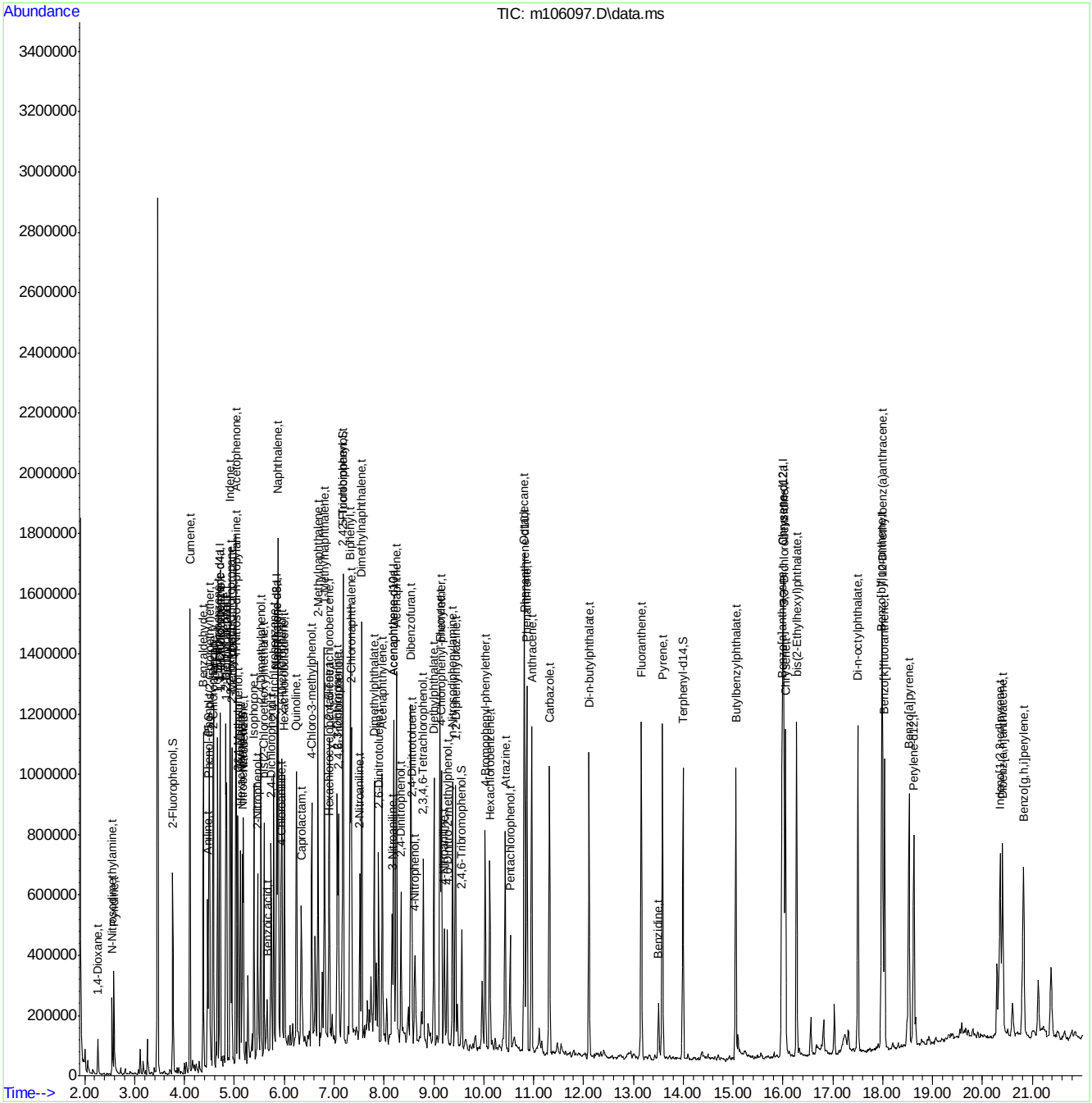

Manual Integrations APPROVED (compounds with "m" flag)
Cheng-Hwan Ao
07/08/14 22:10

Quantitation Report (QT Reviewed)

Data Path : C:\msdchem\1\DATA\E3e2691\
Data File : 3E62832.D
Acq On : 4 Jul 2014 3:43 am
Operator : ashleyd
Sample : op75993-ms
Misc : op75993,e3e2691,1000
ALS Vial : 13 Sample Multiplier: 1

Quant Time: Jul 05 13:32:03 2014
Quant Method : C:\msdchem\1\METHODS\M3E2680.M
Quant Title : Semi Volatile GC/MS, rtx-5msi 30m x .25mm x .25MoSat Jul 05 13:17:34 2014
QLast Update : Sat Jul 05 13:17:34 2014
Response via : Initial Calibration

Internal Standards	R.T.	QIon	Response	Conc	Units		Dev(Min)
1) 1,4-Dichlorobenzene-d4	4.668	152	209050	40.00	ppb		-0.04
24) Naphthalene-d8	5.748	136	740536	40.00	ppb		-0.06
47) Acenaphthene-d10	7.813	164	416910	40.00	ppb		-0.07
69) Phenanthrene-d10	9.990	188	659586	40.00	ppb		-0.08
83) Chrysene-d12	14.178	240	630982	40.00	ppb		-0.08
92) Perylene-d12	16.307	264	549822	40.00	ppb		-0.07
102) 1,4-Dichlorobenzene-d4a	4.668	152	209050	40.00	ppb		0.00
104) Acenaphthene-d10a	7.813	164	416910	40.00	ppb		0.00
106) Phenanthrene-d10a	9.990	188	659586	40.00	ppb		0.00
110) Chrysene-d12a	14.178	240	630982	40.00	ppb		0.00
112) Naphthalene-d8a	5.748	136	740536	40.00	ppb		0.00
System Monitoring Compounds							
5) 2-Fluorophenol	3.711	112	269288	39.68	ppb		-0.04
Spiked Amount 50.000			Recovery = 79.36%				
8) Phenol-d5	4.427	99	271375	32.07	ppb		-0.04
Spiked Amount 50.000			Recovery = 64.14%				
25) Nitrobenzene-d5	5.112	82	341696	51.05	ppb		-0.05
Spiked Amount 50.000			Recovery = 102.10%				
51) 2-Fluorobiphenyl	6.936	172	674134	48.07	ppb		-0.06
Spiked Amount 50.000			Recovery = 96.14%				
73) 2,4,6-Tribromophenol	8.952	330	89612	61.04	ppb		-0.07
Spiked Amount 50.000			Recovery = 122.08%				
85) Terphenyl-d14	12.536	244	674716	48.03	ppb		-0.08
Spiked Amount 50.000			Recovery = 96.06%				
108) o-Terphenyl	0.000	230	0	0.00	ppb		
Spiked Amount 50.000			Recovery = 0.00%				
109) 1-Chlorooctadecane	0.000	57	0	0.00	ppb		
Spiked Amount 50.000			Recovery = 0.00%				
Target Compounds							Qvalue
2) 1,4-Dioxane	2.229	88	97257	38.22	ppb		94
3) Pyridine	2.571	79	132364	21.24	ppb		97
4) N-Nitrosodimethylamine	2.529	74	139012	39.62	ppb		81
6) Indene	4.866	116	681098	50.41	ppb		97
7) Cumene	4.069	105	900074	49.27	ppb		97
9) Phenol	4.438	94	1168205	121.41	ppb	#	68
10) Aniline	4.433	93	148705	14.79	ppb	#	1
11) bis(2-Chloroethyl)ether	4.470	93	290910	46.70	ppb		97
12) 2-Chlorophenol	4.524	128	319930	39.36	ppb		94
13) Decane	4.540	43	258877	47.68	ppb		97
14) 1,3-Dichlorobenzene	4.625	146	379255	41.71	ppb		99
15) 1,4-Dichlorobenzene	4.679	146	380794	41.79	ppb		99
16) Benzyl alcohol	4.786	108	211998	42.45	ppb		76
17) 1,2-Dichlorobenzene	4.802	146	371913	43.09	ppb		98
18) Acetophenone	4.989	105	564693	53.31	ppb		94
19) 2-Methylphenol	4.882	108	281796	42.93	ppb		99
20) 2,2'-oxybis(1-Chloropr...	4.877	121	120396	43.63	ppb	#	84
21) 3&4-Methylphenol	5.005	108	290790	41.74	ppb		98
22) n-Nitroso-di-n-propyla...	4.989	70	227024	49.33	ppb		93

Quantitation Report (QT Reviewed)

Data Path : C:\msdchem\1\DATA\E3e2691\
Data File : 3E62832.D
Acq On : 4 Jul 2014 3:43 am
Operator : ashleyd
Sample : op75993-ms
Misc : op75993,e3e2691,1000
ALS Vial : 13 Sample Multiplier: 1

Quant Time: Jul 05 13:32:03 2014
Quant Method : C:\msdchem\1\METHODS\M3E2680.M
Quant Title : Semi Volatile GC/MS, rtx-5msi 30m x .25mm x .25MoSat Jul 05 13:17:34 2014
QLast Update : Sat Jul 05 13:17:34 2014
Response via : Initial Calibration

Internal Standards	R.T.	QIon	Response	Conc	Units		Dev(Min)
23) Hexachloroethane	5.064	201	125185	45.05	ppb		97
26) Nitrobenzene	5.128	77	341325	49.54	ppb		91
27) Quinoline	6.123	129	643626	43.72	ppb		98
28) Isophorone	5.331	82	555634	47.20	ppb		96
29) 2-Nitrophenol	5.406	139	179407	42.36	ppb		84
30) 2,4-Dimethylphenol	5.449	107	315160	51.62	ppb		92
31) Benzoic acid	5.588	105	178763	34.86	ppb		89
32) bis(2-Chloroethoxy)met...	5.513	93	334104	50.44	ppb		99
33) 2,4-Dichlorophenol	5.636	162	256000	43.91	ppb		98
34) 2,6-Dichlorophenol	5.845	162	251974	43.01	ppb		99
36) 1,2,4-Trichlorobenzene	5.700	180	285964	46.90	ppb		99
38) Naphthalene	5.770	128	1002406	46.94	ppb		99
39) 4-Chloroaniline	5.839	127	97294	11.01	ppb		90
40) 2,3-Dichloroaniline	6.840	161	251835	34.73	ppb		96
41) Caprolactam	6.208	55	50815	24.04	ppb		96
42) Hexachlorobutadiene	5.888	225	168755	53.48	ppb		98
43) 4-Chloro-3-methylphenol	6.369	107	263077m	42.72	ppb		
44) 2-Methylnaphthalene	6.503	141	575520	45.48	ppb		98
45) 1-Methylnaphthalene	6.615	141	653636	50.30	ppb		97
46) Dimethylnaphthalene	7.262	156	676057	52.48	ppb		97
48) Hexachlorocyclopentadiene	6.684	237	199457	88.60	ppb		96
49) 2,4,6-Trichlorophenol	6.856	196	170986	45.26	ppb		96
50) 2,4,5-Trichlorophenol	6.914	196	175644	44.50	ppb		98
52) 2-Chloronaphthalene	7.086	162	567255	43.42	ppb		99
53) Biphenyl	7.059	154	906573	51.33	ppb		98
54) 2-Nitroaniline	7.235	65	183201	50.71	ppb		85
55) Dimethylphthalate	7.465	163	666808	47.14	ppb		100
56) Acenaphthylene	7.620	152	803649	38.10	ppb		99
57) 2,6-Dinitrotoluene	7.556	165	153331	42.75	ppb		78
58) 3-Nitroaniline	7.792	138	65774	16.42	ppb		89
59) Acenaphthene	7.856	153	637760	47.36	ppb		98
60) 2,4-Dinitrophenol	7.963	184	170518	90.68	ppb		85
61) 4-Nitrophenol	8.113	109	69166	40.45	ppb		88
62) Dibenzofuran	8.096	168	815108	44.82	ppb		96
63) 2,4-Dinitrotoluene	8.129	165	210038	44.11	ppb		93
64) 2,3,4,6-Tetrachlorophenol	8.305	232	126741	42.80	ppb		98
65) Diethylphthalate	8.460	149	681961	47.98	ppb		98
66) Fluorene	8.589	166	692416	46.95	ppb		98
67) 4-Chlorophenyl-phenyle...	8.594	204	331005	52.01	ppb		97
68) 4-Nitroaniline	8.669	138	151968	38.45	ppb		76
70) 4,6-Dinitro-2-methylph...	8.733	198	104622	41.38	ppb	#	76
71) n-Nitrosodiphenylamine	8.781	169	461110	44.66	ppb		97
72) 1,2-Diphenylhydrazine	8.829	77	662518	50.74	ppb		95
74) 4-Bromophenyl-phenylether	9.321	248	181602	52.97	ppb		97
75) Hexachlorobenzene	9.418	284	183656	51.62	ppb		98
76) Pentachlorophenol	9.744	266	77047	39.11	ppb		97
77) Phenanthrene	10.022	178	903949	43.50	ppb		98
78) Anthracene	10.102	178	926287	43.87	ppb		98
79) Carbazole	10.386	167	859099	42.43	ppb		98
80) Di-n-butylphthalate	10.979	149	1105515	47.09	ppb		99

Quantitation Report (QT Reviewed)

Data Path : C:\msdchem\1\DATA\E3e2691\
Data File : 3E62832.D
Acq On : 4 Jul 2014 3:43 am
Operator : ashleyd
Sample : op75993-ms
Misc : op75993,e3e2691,1000
ALS Vial : 13 Sample Multiplier: 1

Quant Time: Jul 05 13:32:03 2014
Quant Method : C:\msdchem\1\METHODS\M3E2680.M
Quant Title : Semi Volatile GC/MS, rtx-5msi 30m x .25mm x .25MoSat Jul 05 13:17:34 2014
QLast Update : Sat Jul 05 13:17:34 2014
Response via : Initial Calibration

Internal Standards	R.T.	QIon	Response	Conc	Units		Dev(Min)
81) Fluoranthene	11.889	202	940383	45.29	ppb		96
82) Octadecane	9.915	57	356951	51.79	ppb		93
84) Pyrene	12.236	202	962350	42.99	ppb		99
86) Butylbenzylphthalate	13.354	149	472551	43.60	ppb		90
88) Benzo[a]anthracene	14.162	228	844994	42.44	ppb		98
89) 3,3'-Dichlorobenzidine	14.162	252	242540	34.75	ppb		96
90) Chrysene	14.221	228	818126	45.27	ppb		99
91) bis(2-Ethylhexyl)phtha...	14.312	149	672611	43.64	ppb		97
93) Di-n-octylphthalate	15.296	149	1108220	41.28	ppb		98
94) Benzo[b]fluoranthene	15.788	252	892663	45.65	ppb		95
95) Benzo[k]fluoranthene	15.825	252	848239	45.59	ppb		94
96) Benzo[a]pyrene	16.232	252	769387	45.38	ppb		93
97) Indeno[1,2,3-cd]pyrene	17.858	276	895537	44.73	ppb		79
99) Dibenz[a,h]anthracene	17.879	278	768577	45.81	ppb		90
100) 7,12-Dimethylbenz(a)an...	15.766	256	493710	50.61	ppb		97
101) Benzo[g,h,i]perylene	18.302	276	739374	46.20	ppb		85
103) Benzaldehyde	4.347	105	277577	49.69	ppb		96
105) 1,2,4,5-Tetrachloroben...	6.706	216	277611	54.86	ppb		98
107) Atrazine	9.632	215	114543	66.55	ppb	#	81
111) benzidine	12.151	184	68471	5.90	ppb		99

(#) = qualifier out of range (m) = manual integration (+) = signals summed

Quantitation Report (QT Reviewed)

Data Path : C:\msdchem\1\DATA\E3e2691\
Data File : 3E62832.D
Acq On : 4 Jul 2014 3:43 am
Operator : ashleyd
Sample : op75993-ms
Misc : op75993,e3e2691,1000
ALS Vial : 13 Sample Multiplier: 1

Quant Time: Jul 05 13:32:03 2014
Quant Method : C:\msdchem\1\METHODS\M3E2680.M
Quant Title : Semi Volatile GC/MS, rtx-5msi 30m x .25mm x .25MoSat Jul 05 13:17:34 2014
QLast Update : Sat Jul 05 13:17:34 2014
Response via : Initial Calibration

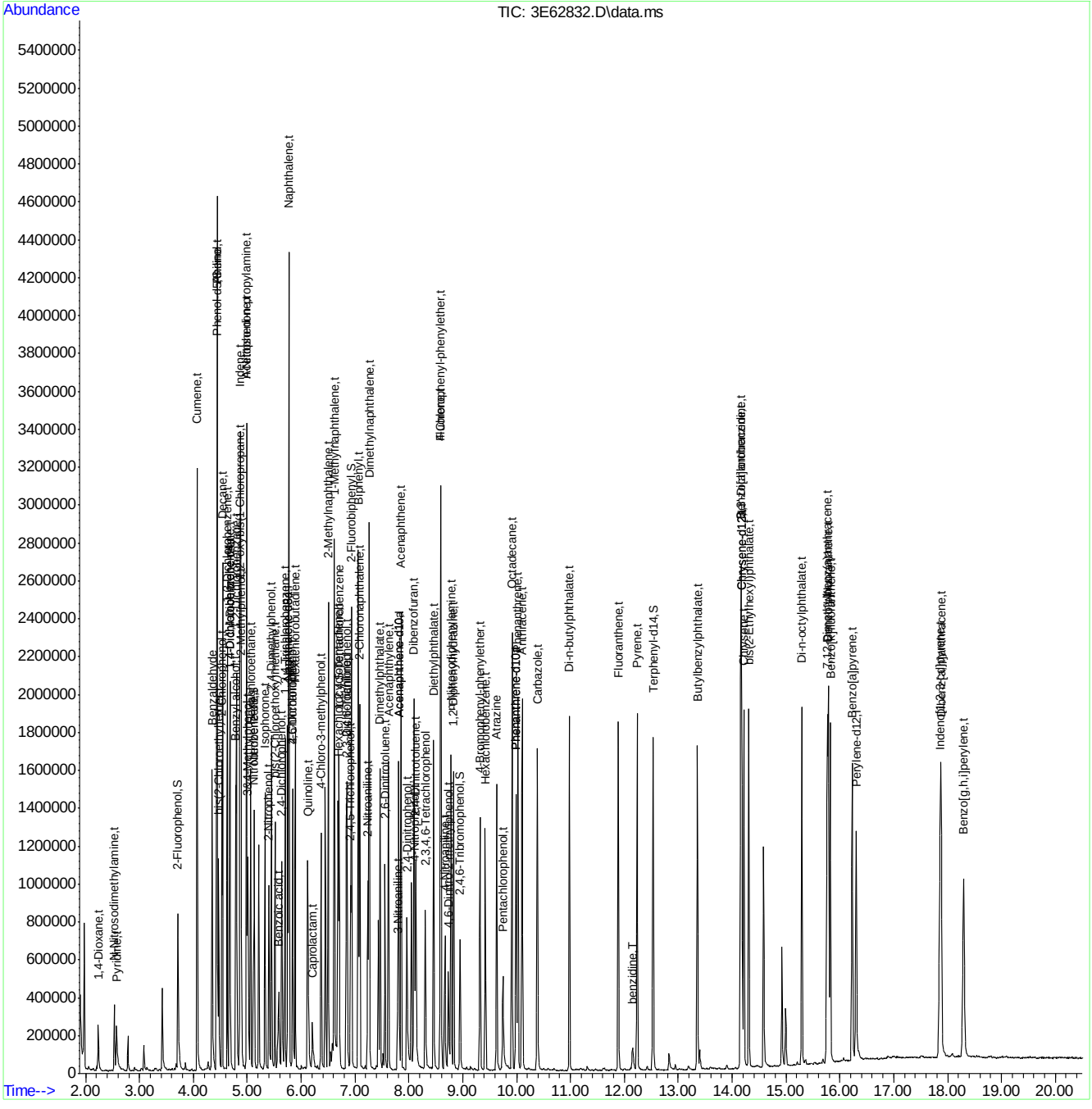

ACCUTEST LABORATORIES JB70128

Manual Integration Approval Summary

Sample Number:	OP75993-MS	**Method:**	SW846 8270D
Lab FileID:	3E62832.D	**Analyst approved:**	07/05/14 14:04 Kristi Schollenberger
Injection Time:	07/04/14 03:43	**Supervisor approved:**	07/08/14 22:10 Cheng-Hwan Ao

Parameter	CAS	Sig#	R.T. (min.)	Reason
4-Chloro-3-methyl phenol	59-50-7		6.37	Poor instrument integration

Quantitation Report (Qedit)

Data Path : C:\msdchem\1\DATA\E3e2691\
Data File : 3E62832.D
Acq On : 4 Jul 2014 3:43 am
Operator : ashleyd
Sample : op75993-ms
Misc : op75993,e3e2691,1000
ALS Vial : 13 Sample Multiplier: 1

Quant Time: Jul 05 13:30:42 2014
Quant Method : C:\msdchem\1\METHODS\M3E2680.M
Quant Title : Semi Volatile GC/MS, rtx-5msi 30m x .25mm x .25MoSat Jul 05 13:17:34 2014
QLast Update : Sat Jul 05 13:17:34 2014
Response via : Initial Calibration

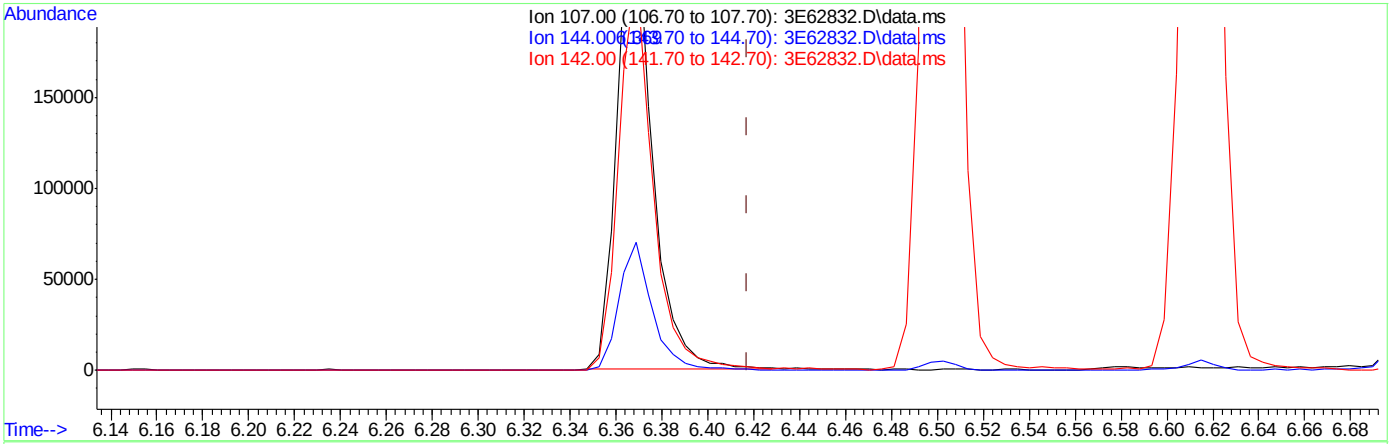

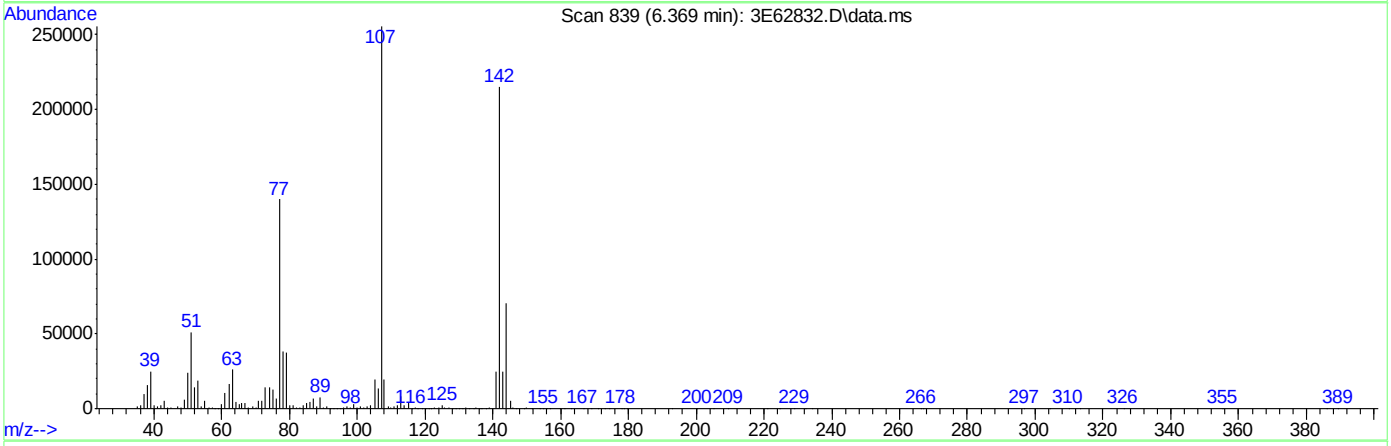

TIC: 3E62832.D\data.ms

(43) 4-Chloro-3-methylphenol (t)

6.369min (-0.048) 42.72ppb m

response 263077

Ion	Exp%	Act%
107.00	100	100
144.00	26.50	27.61
142.00	0.00	84.07#
0.00	0.00	0.00

Manual Integrations APPROVED (compounds with "m" flag)
Owen McKenna 07/09/14 10:02

Quantitation Report (QT Reviewed)

Data Path : C:\msdchem\1\DATA\E3e2691\
Data File : 3E62833.D
Acq On : 4 Jul 2014 4:10 am
Operator : ashleyd
Sample : op75993-msd
Misc : op75993,e3e2691,1000
ALS Vial : 14 Sample Multiplier: 1

Quant Time: Jul 05 13:33:26 2014
Quant Method : C:\msdchem\1\METHODS\M3E2680.M
Quant Title : Semi Volatile GC/MS, rtx-5msi 30m x .25mm x .25MoSat Jul 05 13:17:34 2014
QLast Update : Sat Jul 05 13:17:34 2014
Response via : Initial Calibration

Internal Standards	R.T.	QIon	Response	Conc	Units	Dev(Min)
1) 1,4-Dichlorobenzene-d4	4.668	152	222768	40.00	ppb	-0.04
24) Naphthalene-d8	5.749	136	812893	40.00	ppb	-0.06
47) Acenaphthene-d10	7.813	164	439964	40.00	ppb	-0.07
69) Phenanthrene-d10	9.990	188	690562	40.00	ppb	-0.07
83) Chrysene-d12	14.178	240	675977	40.00	ppb	-0.08
92) Perylene-d12	16.307	264	582956	40.00	ppb	-0.07
102) 1,4-Dichlorobenzene-d4a	4.668	152	222768	40.00	ppb	0.00
104) Acenaphthene-d10a	7.813	164	439964	40.00	ppb	0.00
106) Phenanthrene-d10a	9.990	188	690562	40.00	ppb	0.00
110) Chrysene-d12a	14.178	240	675977	40.00	ppb	0.00
112) Naphthalene-d8a	5.749	136	812893	40.00	ppb	0.00
System Monitoring Compounds						
5) 2-Fluorophenol	3.716	112	273137	37.77	ppb	-0.03
Spiked Amount 50.000			Recovery =	75.54%		
8) Phenol-d5	4.427	99	303008	33.60	ppb	-0.04
Spiked Amount 50.000			Recovery =	67.20%		
25) Nitrobenzene-d5	5.112	82	335600	45.68	ppb	-0.05
Spiked Amount 50.000			Recovery =	91.36%		
51) 2-Fluorobiphenyl	6.936	172	646872	43.71	ppb	-0.06
Spiked Amount 50.000			Recovery =	87.42%		
73) 2,4,6-Tribromophenol	8.952	330	87009	56.60	ppb	-0.07
Spiked Amount 50.000			Recovery =	113.20%		
85) Terphenyl-d14	12.536	244	643579	42.77	ppb	-0.08
Spiked Amount 50.000			Recovery =	85.54%		
108) o-Terphenyl	0.000	230	0	0.00	ppb	
Spiked Amount 50.000			Recovery =	0.00%		
109) 1-Chlorooctadecane	0.000	57	0	0.00	ppb	
Spiked Amount 50.000			Recovery =	0.00%		
Target Compounds						Qvalue
2) 1,4-Dioxane	2.235	88	103942	38.33	ppb	97
3) Pyridine	2.577	79	111639	16.81	ppb	95
4) N-Nitrosodimethylamine	2.534	74	147345	39.41	ppb	86
6) Indene	4.866	116	676569	46.99	ppb	96
7) Cumene	4.069	105	906888	46.59	ppb	95
9) Phenol	4.438	94	1176172	114.72	ppb #	69
10) Aniline	4.433	93	202910	18.94	ppb #	1
11) bis(2-Chloroethyl)ether	4.470	93	281923	42.47	ppb	96
12) 2-Chlorophenol	4.524	128	319481	36.89	ppb	94
13) Decane	4.540	43	260968	45.11	ppb	98
14) 1,3-Dichlorobenzene	4.625	146	363230	37.49	ppb	99
15) 1,4-Dichlorobenzene	4.679	146	373710	38.49	ppb	98
16) Benzyl alcohol	4.786	108	210597	39.57	ppb #	73
17) 1,2-Dichlorobenzene	4.802	146	362627	39.43	ppb	100
18) Acetophenone	4.989	105	548688	48.61	ppb	96
19) 2-Methylphenol	4.882	108	276190	39.48	ppb	96
20) 2,2'-oxybis(1-Chloropr...	4.877	121	116945	39.77	ppb	85
21) 3&4-Methylphenol	5.005	108	287756	38.76	ppb	98
22) n-Nitroso-di-n-propyla...	4.989	70	217547	44.36	ppb	94

Quantitation Report (QT Reviewed)

Data Path : C:\msdchem\1\DATA\E3e2691\
Data File : 3E62833.D
Acq On : 4 Jul 2014 4:10 am
Operator : ashleyd
Sample : op75993-msd
Misc : op75993,e3e2691,1000
ALS Vial : 14 Sample Multiplier: 1

Quant Time: Jul 05 13:33:26 2014
Quant Method : C:\msdchem\1\METHODS\M3E2680.M
Quant Title : Semi Volatile GC/MS, rtx-5msi 30m x .25mm x .25MoSat Jul 05 13:17:34 2014
QLast Update : Sat Jul 05 13:17:34 2014
Response via : Initial Calibration

Internal Standards	R.T.	QIon	Response	Conc	Units	Dev(Min)
23) Hexachloroethane	5.064	201	122542	41.38	ppb	98
26) Nitrobenzene	5.128	77	334889	44.28	ppb	88
27) Quinoline	6.123	129	638174	39.49	ppb	98
28) Isophorone	5.331	82	535031	41.41	ppb	96
29) 2-Nitrophenol	5.406	139	174992	37.64	ppb	84
30) 2,4-Dimethylphenol	5.449	107	304119	45.38	ppb	96
31) Benzoic acid	5.588	105	199655	35.47	ppb	89
32) bis(2-Chloroethoxy)met...	5.513	93	316029	43.46	ppb	99
33) 2,4-Dichlorophenol	5.636	162	245502	38.36	ppb	98
34) 2,6-Dichlorophenol	5.845	162	243338	37.84	ppb	96
36) 1,2,4-Trichlorobenzene	5.700	180	278225	41.57	ppb	98
38) Naphthalene	5.770	128	959716	40.94	ppb	99
39) 4-Chloroaniline	5.834	127	139563	14.39	ppb	94
40) 2,3-Dichloroaniline	6.840	161	292962	36.80	ppb	96
41) Caprolactam	6.209	55	57428	24.76	ppb	95
42) Hexachlorobutadiene	5.888	225	161688	46.68	ppb	97
43) 4-Chloro-3-methylphenol	6.369	107	255133m	37.74	ppb	
44) 2-Methylnaphthalene	6.503	141	561123	40.39	ppb	97
45) 1-Methylnaphthalene	6.615	141	646982	45.36	ppb	97
46) Dimethylnaphthalene	7.262	156	658233	46.55	ppb	99
48) Hexachlorocyclopentadiene	6.685	237	196678	83.41	ppb	97
49) 2,4,6-Trichlorophenol	6.856	196	166006	41.64	ppb	99
50) 2,4,5-Trichlorophenol	6.915	196	176573	42.39	ppb	99
52) 2-Chloronaphthalene	7.086	162	540992	39.24	ppb	99
53) Biphenyl	7.059	154	894642	48.00	ppb	98
54) 2-Nitroaniline	7.235	65	175657	46.07	ppb	85
55) Dimethylphthalate	7.465	163	643326	43.10	ppb	99
56) Acenaphthylene	7.621	152	770106	34.59	ppb	98
57) 2,6-Dinitrotoluene	7.556	165	148091	39.12	ppb	80
58) 3-Nitroaniline	7.786	138	89621	21.21	ppb	85
59) Acenaphthene	7.856	153	607545	42.75	ppb	98
60) 2,4-Dinitrophenol	7.963	184	178307	89.86	ppb	89
61) 4-Nitrophenol	8.113	109	74229	41.13	ppb	88
62) Dibenzofuran	8.097	168	793750	41.36	ppb	97
63) 2,4-Dinitrotoluene	8.129	165	198614	39.52	ppb	99
64) 2,3,4,6-Tetrachlorophenol	8.305	232	125578	40.18	ppb	98
65) Diethylphthalate	8.460	149	652479	43.50	ppb	98
66) Fluorene	8.589	166	660551	42.44	ppb	99
67) 4-Chlorophenyl-phenyle...	8.594	204	312319	46.50	ppb	96
68) 4-Nitroaniline	8.669	138	150597	36.10	ppb	75
70) 4,6-Dinitro-2-methylph...	8.733	198	101779	38.45	ppb	83
71) n-Nitrosodiphenylamine	8.781	169	447905	41.44	ppb	98
72) 1,2-Diphenylhydrazine	8.829	77	631677	46.21	ppb	94
74) 4-Bromophenyl-phenylether	9.321	248	174968	48.74	ppb	99
75) Hexachlorobenzene	9.418	284	176499	47.38	ppb	98
76) Pentachlorophenol	9.744	266	75696	36.70	ppb	96
77) Phenanthrene	10.022	178	854685	39.29	ppb	99
78) Anthracene	10.102	178	885606	40.07	ppb	99
79) Carbazole	10.386	167	827347	39.03	ppb	99
80) Di-n-butylphthalate	10.980	149	1050317	42.73	ppb	99

Quantitation Report (QT Reviewed)

Data Path : C:\msdchem\1\DATA\E3e2691\
Data File : 3E62833.D
Acq On : 4 Jul 2014 4:10 am
Operator : ashleyd
Sample : op75993-msd
Misc : op75993,e3e2691,1000
ALS Vial : 14 Sample Multiplier: 1

Quant Time: Jul 05 13:33:26 2014
Quant Method : C:\msdchem\1\METHODS\M3E2680.M
Quant Title : Semi Volatile GC/MS, rtx-5msi 30m x .25mm x .25MoSat Jul 05 13:17:34 2014
QLast Update : Sat Jul 05 13:17:34 2014
Response via : Initial Calibration

Internal Standards	R.T.	QIon	Response	Conc	Units		Dev(Min)
81) Fluoranthene	11.889	202	892273	41.05	ppb		98
82) Octadecane	9.915	57	352259	48.81	ppb		93
84) Pyrene	12.236	202	912251	38.04	ppb		99
86) Butylbenzylphthalate	13.354	149	456188	39.29	ppb		91
88) Benzo[a]anthracene	14.162	228	810374	37.99	ppb		99
89) 3,3'-Dichlorobenzidine	14.162	252	376455	50.34	ppb		97
90) Chrysene	14.221	228	776716	40.12	ppb		100
91) bis(2-Ethylhexyl)phtha...	14.312	149	629743	38.14	ppb		97
93) Di-n-octylphthalate	15.296	149	1063827	37.37	ppb		98
94) Benzo[b]fluoranthene	15.788	252	861250	41.54	ppb		92
95) Benzo[k]fluoranthene	15.820	252	792537	40.17	ppb		94
96) Benzo[a]pyrene	16.232	252	719053	40.00	ppb		93
97) Indeno[1,2,3-cd]pyrene	17.858	276	838152	39.48	ppb		84
99) Dibenz[a,h]anthracene	17.874	278	723157	40.65	ppb		90
100) 7,12-Dimethylbenz(a)an...	15.767	256	487594	47.31	ppb		98
101) Benzo[g,h,i]perylene	18.296	276	680591	40.11	ppb		88
103) Benzaldehyde	4.347	105	279098	46.89	ppb		97
105) 1,2,4,5-Tetrachloroben...	6.706	216	273628	51.24	ppb		99
107) Atrazine	9.632	215	113971	63.25	ppb	#	82
111) benzidine	12.156	184	41328	3.32	ppb		94

(#) = qualifier out of range (m) = manual integration (+) = signals summed

Quantitation Report (QT Reviewed)

Data Path : C:\msdchem\1\DATA\E3e2691\
Data File : 3E62833.D
Acq On : 4 Jul 2014 4:10 am
Operator : ashleyd
Sample : op75993-msd
Misc : op75993,e3e2691,1000
ALS Vial : 14 Sample Multiplier: 1

Quant Time: Jul 05 13:33:26 2014
Quant Method : C:\msdchem\1\METHODS\M3E2680.M
Quant Title : Semi Volatile GC/MS, rtx-5msi 30m x .25mm x .25MoSat Jul 05 13:17:34 2014
QLast Update : Sat Jul 05 13:17:34 2014
Response via : Initial Calibration

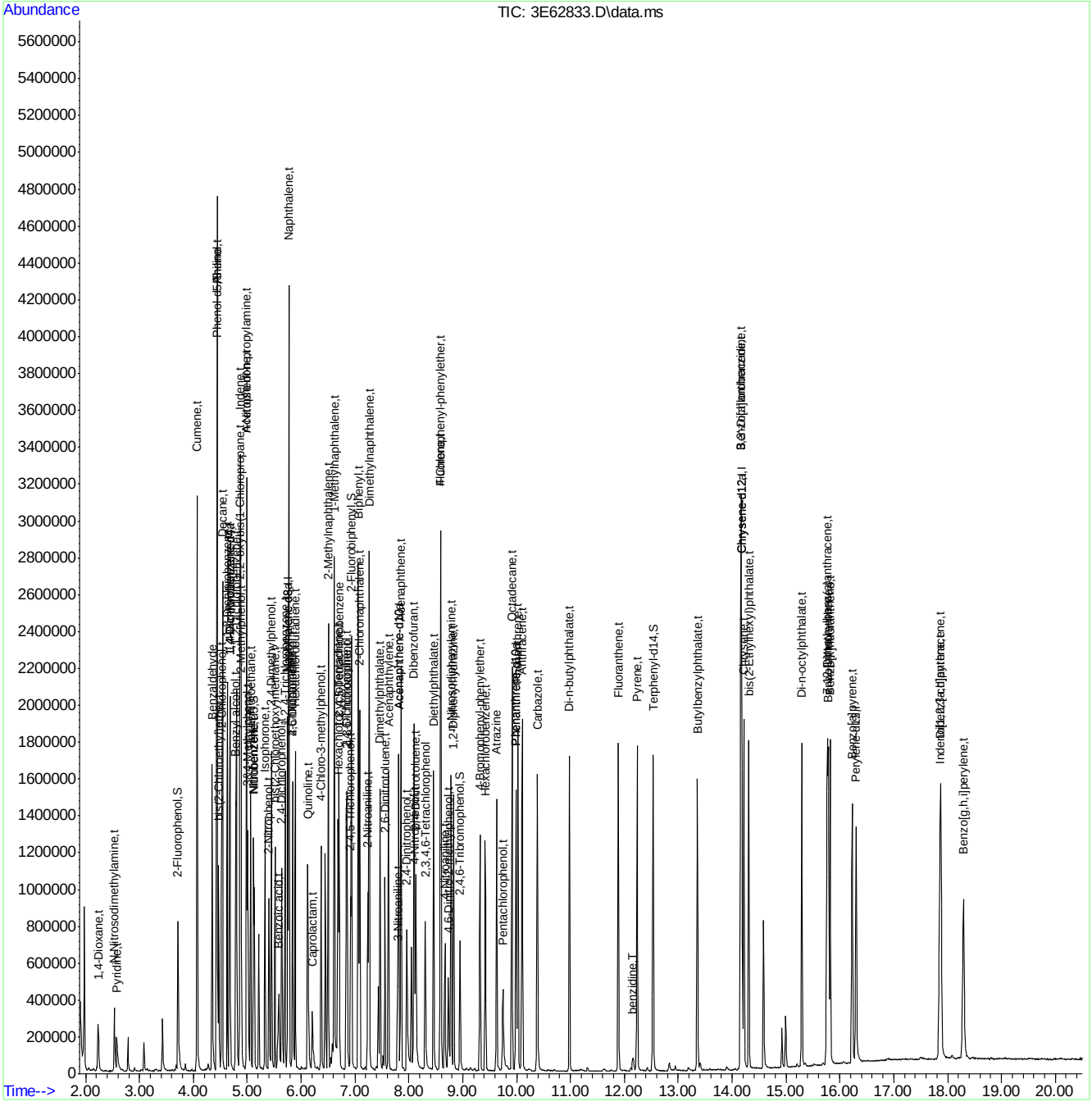

Manual Integration Approval Summary

Sample Number:	OP75993-MSD	**Method:**	SW846 8270D
Lab FileID:	3E62833.D	**Analyst approved:**	07/05/14 14:04 Kristi Schollenberger
Injection Time:	07/04/14 04:10	**Supervisor approved:**	07/09/14 10:02 Owen McKenna

Parameter	CAS	Sig#	R.T. (min.)	Reason
4-Chloro-3-methyl phenol	59-50-7		6.37	Poor instrument integration

Quantitation Report (Qedit)

Data Path : C:\msdchem\1\DATA\E3e2691\
Data File : 3E62833.D
Acq On : 4 Jul 2014 4:10 am
Operator : ashleyd
Sample : op75993-msd
Misc : op75993,e3e2691,1000
ALS Vial : 14 Sample Multiplier: 1

Quant Time: Jul 05 13:32:16 2014
Quant Method : C:\msdchem\1\METHODS\M3E2680.M
Quant Title : Semi Volatile GC/MS, rtx-5msi 30m x .25mm x .25MoSat Jul 05 13:17:34 2014
QLast Update : Sat Jul 05 13:17:34 2014
Response via : Initial Calibration

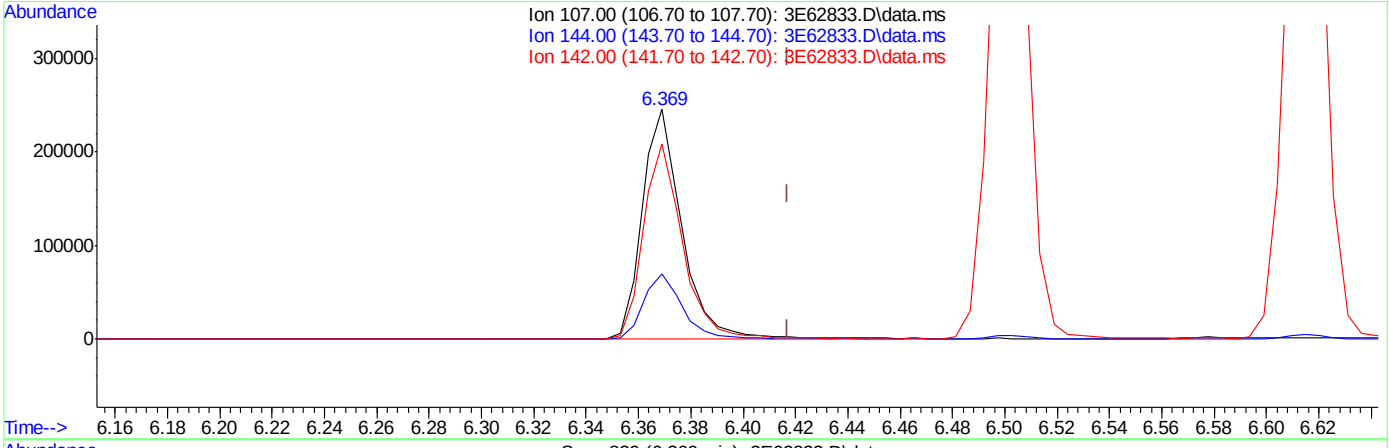

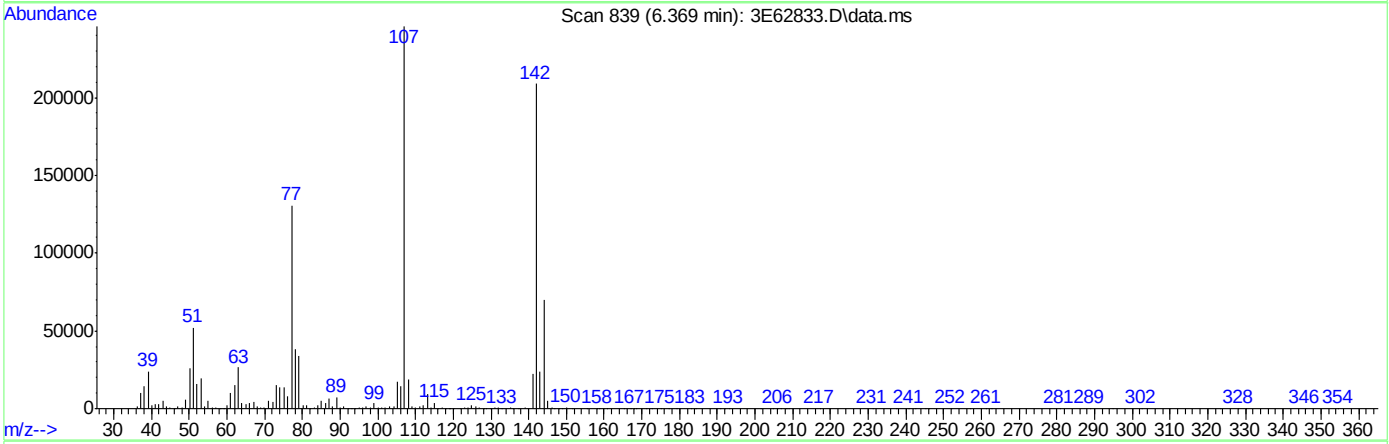

TIC: 3E62833.D\data.ms

(43) 4-Chloro-3-methylphenol (t)

6.369min (-0.048) 37.74ppb m

response 255133

Ion	Exp%	Act%
107.00	100	100
144.00	26.50	28.43
142.00	0.00	84.98#
0.00	0.00	0.00

DFTPP

Data Path : C:\msdchem\1\DATA\E3e2646\
Data File : 3E61402.D
Acq On : 4 Jun 2014 9:24 pm
Operator : olgaa
Sample : dftpp
Misc : op74977,e3e2647,
ALS Vial : 1 Sample Multiplier: 1

Integration File: RTEINT.P

Method : C:\msdchem\1\METHODS\dftpp3e.M
Title : Semi Volatile GC/MS,rtx-5msi 30m x .25mm x .25SatWed Jun 04 10:28:47 2014
Last Update : Wed Jun 04 10:28:47 2014

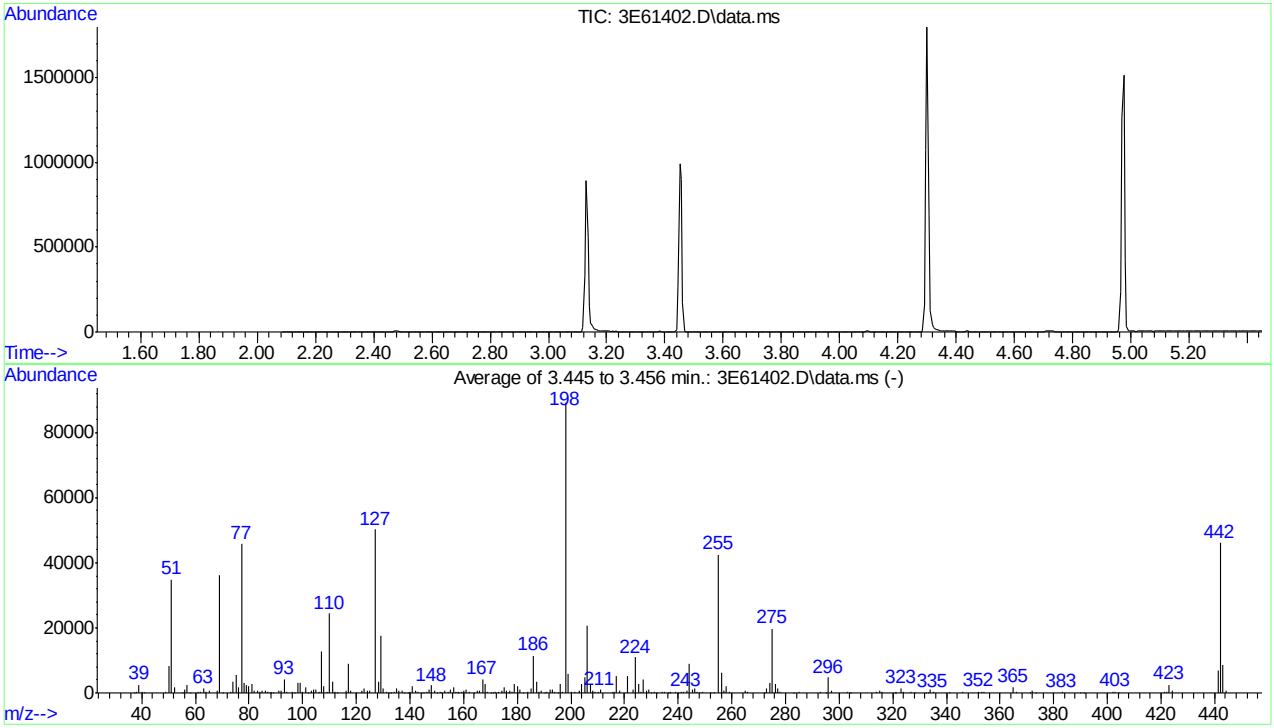

AutoFind: Scans 255, 256, 257; Background Corrected with Scan 251

Target Mass	Rel. to Mass	Lower Limit%	Upper Limit%	Rel. Abn%	Raw Abn	Result Pass/Fail
51	198	30	60	39.1	34890	PASS
68	69	0.00	2	1.6	573	PASS
69	198	0.00	100	40.6	36282	PASS
70	69	0.00	2	0.5	169	PASS
127	198	40	60	56.3	50290	PASS
197	198	0.00	1	0.2	210	PASS
198	198	100	100	100.0	89256	PASS
199	198	5	9	6.8	6029	PASS
275	198	10	30	22.2	19782	PASS
365	198	1	100	2.1	1874	PASS
441	443	0.10	100	77.5	6767	PASS
442	198	40	100	51.6	46063	PASS
443	442	17	23	19.0	8730	PASS

Average of 3.445 to 3.456 min.: 3E61402.D\data.ms
dftpp
Modified:subtracted

m/z	abund.	m/z	abund.	m/z	abund.	m/z	abund.
37.00	67	57.00	2481	74.00	3560	85.00	643
38.00	376	57.90	67	75.05	5577	86.00	865
39.05	2468	60.95	467	76.05	1904	87.00	307
40.00	211	62.00	503	77.10	45797	87.90	69
41.10	52	63.05	1420	78.10	3069	88.10	74
49.00	263	64.05	199	79.05	2470	88.90	60
50.10	8342	65.00	736	80.00	1974	91.05	614
51.10	34890	68.00	573	81.00	2844	92.00	723
52.05	1771	69.00	36282	82.00	783	93.00	4148
55.00	182	70.00	169	82.95	809	94.05	323
56.00	969	72.95	262	83.95	217	95.95	261

Average of 3.445 to 3.456 min.: 3E61402.D\data.ms
dftpp
Modified:subtracted

m/z	abund.	m/z	abund.	m/z	abund.	m/z	abund.
96.90	55	108.00	2084	123.00	1227	135.05	1381
98.05	3084	109.05	278	124.00	564	136.00	587
99.00	3023	110.10	24325	125.00	556	137.00	810
100.05	277	111.00	3474	127.10	50290	137.95	154
101.00	1669	112.05	443	128.10	3623	139.00	50
102.10	65	113.00	122	129.00	17613	140.05	196
103.00	530	116.00	689	130.00	1453	141.00	2201
104.00	1062	117.00	8955	131.00	316	142.05	708
105.00	928	118.00	731	132.05	161	142.95	479
106.00	316	120.05	170	132.95	127	144.00	63
107.05	12689	122.00	735	134.00	492	145.00	81

Average of 3.445 to 3.456 min.: 3E61402.D\data.ms
dftpp
Modified:subtracted

m/z	abund.	m/z	abund.	m/z	abund.	m/z	abund.
146.05	355	157.05	308	168.05	2773	178.00	252
147.00	1007	157.80	60	169.00	517	179.00	2873
148.00	2326	158.00	325	170.00	65	180.10	2169
149.05	532	159.00	234	171.00	165	181.00	1017
150.00	59	160.00	643	171.95	359	182.00	135
151.15	222	161.00	957	173.00	452	184.00	189
151.75	172	162.00	267	174.05	824	185.05	1496
153.00	613	164.00	72	175.05	1631	186.10	11498
154.00	479	165.00	760	176.05	562	187.10	3297
155.05	1135	166.00	615	176.90	116	188.00	355
156.10	1856	167.05	4269	177.05	695	189.00	618

Average of 3.445 to 3.456 min.: 3E61402.D\data.ms
dftpp
Modified:subtracted

m/z	abund.	m/z	abund.	m/z	abund.	m/z	abund.
189.95	107	201.50	452	216.10	377	229.95	155
191.00	278	203.00	592	217.00	5151	231.05	387
192.05	950	204.10	2833	218.00	650	232.00	50
193.10	1082	205.10	4733	221.05	5205	234.00	251
193.95	190	206.10	20670	223.00	1159	235.00	242
195.05	114	207.10	2903	224.10	11016	236.00	155
196.00	2680	208.10	702	225.10	2806	236.80	51
197.00	210	208.95	185	226.10	283	237.05	367
198.00	89256	210.10	194	227.10	4276	239.05	184
199.00	6029	211.00	892	228.05	565	240.05	108
200.05	499	215.00	173	229.05	967	241.05	267

Average of 3.445 to 3.456 min.: 3E61402.D\data.ms
dftpp
Modified:subtracted

m/z	abund.	m/z	abund.	m/z	abund.	m/z	abund.
242.00	507	256.10	6248	277.05	1402	314.00	220
243.05	628	257.05	537	278.00	195	314.95	540
244.10	9120	258.00	2218	283.00	166	316.00	339
245.10	1173	259.00	337	285.10	281	320.90	59

dftpp3e.M Thu Jun 05 15:49:58 2014 MS3E

246.00	1448	265.00	845	293.00	319	321.10	111
247.00	288	265.90	189	294.90	50	323.05	1532
248.00	114	271.90	51	296.05	4724	324.00	312
248.95	274	273.05	1408	297.05	687	326.95	255
251.90	54	274.05	3250	302.95	501	328.05	136
253.05	151	275.10	19782	303.90	65	332.05	131
255.10	42462	276.10	2756	304.10	67	333.05	133

Average of 3.445 to 3.456 min.: 3E61402.D\data.ms
dftpp
Modified:subtracted

m/z	abund.	m/z	abund.	m/z	abund.	m/z	abund.
334.05	942	373.00	150	441.10	6767		
335.05	252	383.00	221	442.10	46063		
341.00	148	390.00	63	443.10	8730		
345.95	302	391.10	58	444.05	735		
352.05	500	402.00	293				
353.05	259	403.05	375				
354.00	475	404.00	78				
365.00	1874	421.05	304				
365.95	236	422.00	344				
371.00	115	423.10	2582				
372.05	695	424.05	559				

Quantitation Report (Qedit)

Data Path : C:\msdchem\1\DATA\E3e2646\
Data File : 3E61402.D
Acq On : 4 Jun 2014 9:24 pm
Operator : olgaa
Sample : dftpp
Misc : op74977,e3e2647,
ALS Vial : 1 Sample Multiplier: 1

Quant Time: Jun 04 21:49:59 2014
Quant Method : C:\msdchem\1\METHODS\dftpp3e.M
Quant Title : Semi Volatile GC/MS,rtx-5msi 30m x .25mm x .25SatWed Jun 04 10:28:47 2014
QLast Update : Wed Jun 04 10:28:47 2014
Response via : Initial Calibration

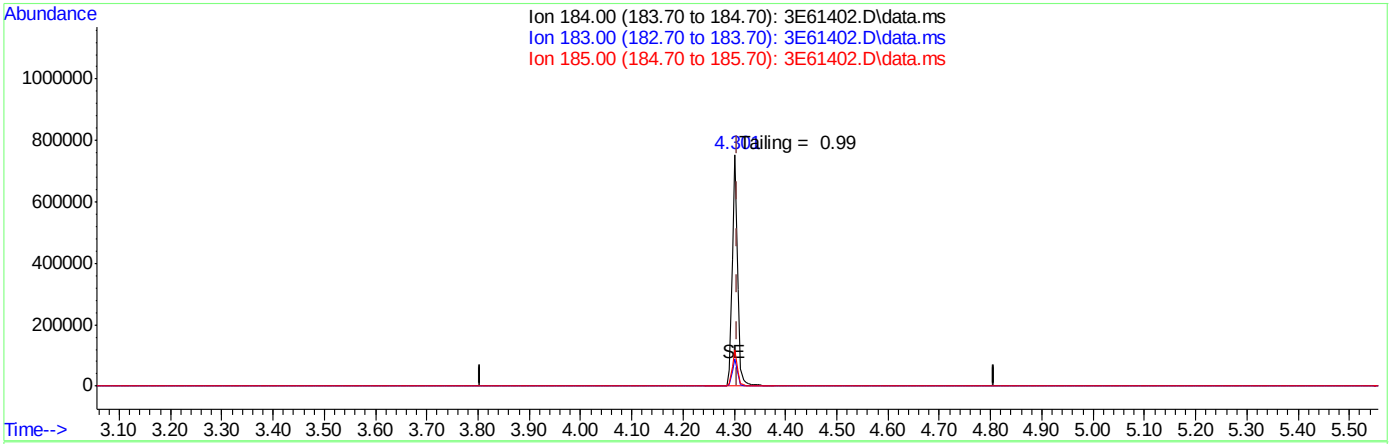

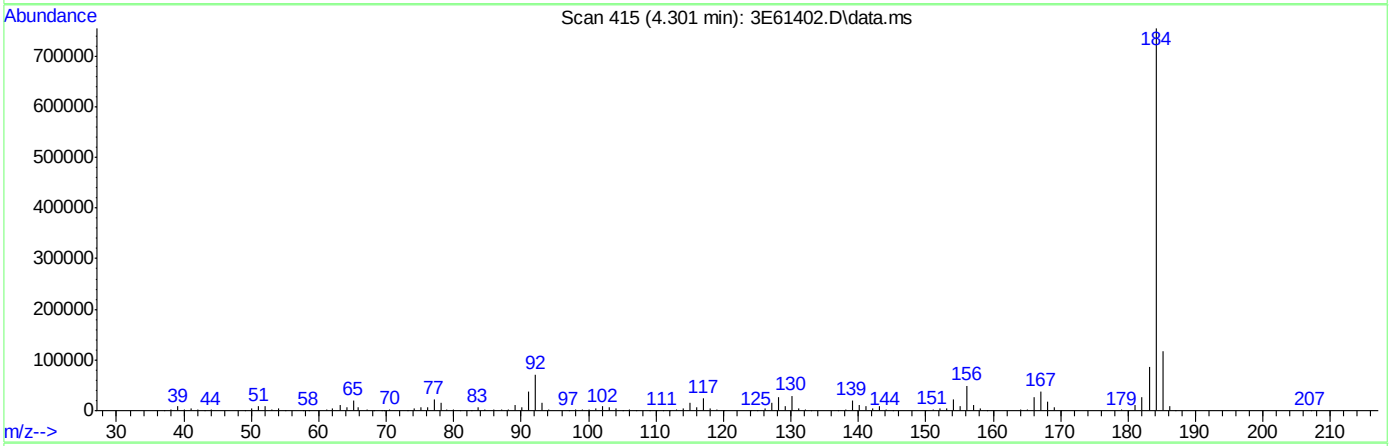

TIC: 3E61402.D\data.ms

(2) Benzidine (t)

4.301min (-0.005) 51.07ppb

response 536260

Ion	Exp%	Act%
184.00	100	100
183.00	13.20	11.58
185.00	15.40	15.45
0.00	0.00	0.00

Quantitation Report (Qedit)

Data Path : C:\msdchem\1\DATA\E3e2646\
Data File : 3E61402.D
Acq On : 4 Jun 2014 9:24 pm
Operator : olgaa
Sample : dftpp
Misc : op74977,e3e2647,
ALS Vial : 1 Sample Multiplier: 1

Quant Time: Jun 04 21:49:59 2014
Quant Method : C:\msdchem\1\METHODS\dftpp3e.M
Quant Title : Semi Volatile GC/MS,rtx-5msi 30m x .25mm x .25SatWed Jun 04 10:28:47 2014
QLast Update : Wed Jun 04 10:28:47 2014
Response via : Initial Calibration

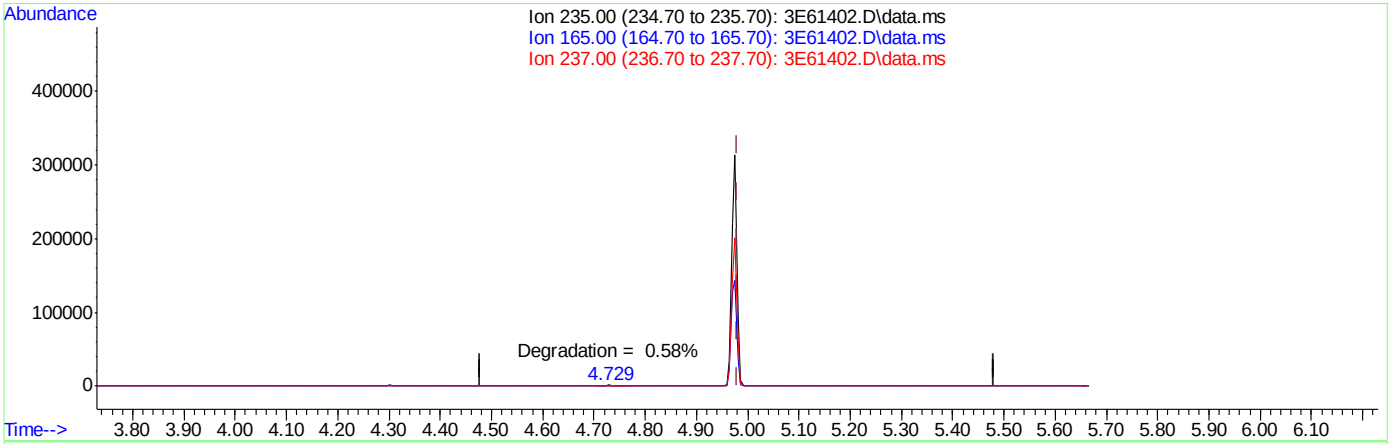

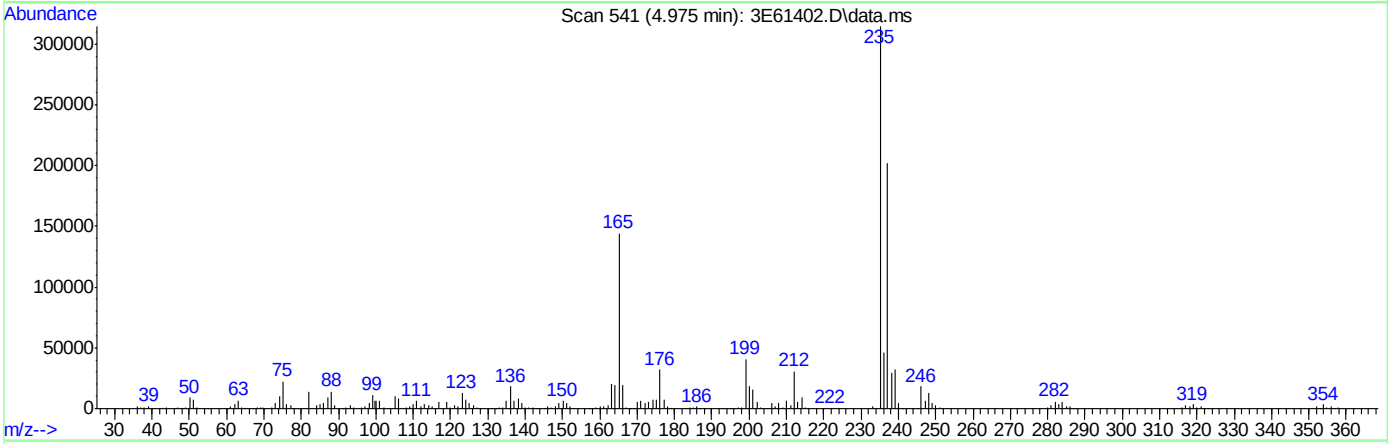

TIC: 3E61402.D\data.ms

(3) PP-DDT (t)

4.975min (-0.005) 52.25ppb

response 216914

Ion	Exp%	Act%
235.00	100	100
165.00	0.10	49.93#
237.00	0.10	64.65#
0.00	0.00	0.00

Quantitation Report (Qedit)

Data Path : C:\msdchem\1\DATA\E3e2646\
Data File : 3E61402.D
Acq On : 4 Jun 2014 9:24 pm
Operator : olgaa
Sample : dftpp
Misc : op74977,e3e2647,
ALS Vial : 1 Sample Multiplier: 1

Quant Time: Jun 06 09:21:08 2014
Quant Method : C:\msdchem\1\METHODS\dftpp3e.M
Quant Title : Semi Volatile GC/MS,rtx-5msi 30m x .25mm x .25SatWed Jun 04 10:28:47 2014
QLast Update : Wed Jun 04 10:28:47 2014
Response via : Initial Calibration

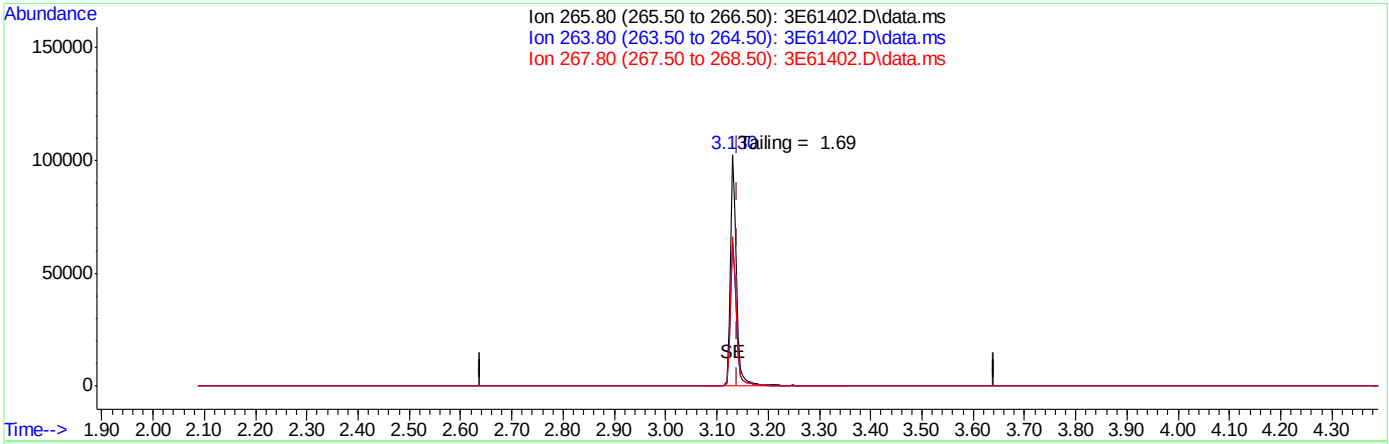

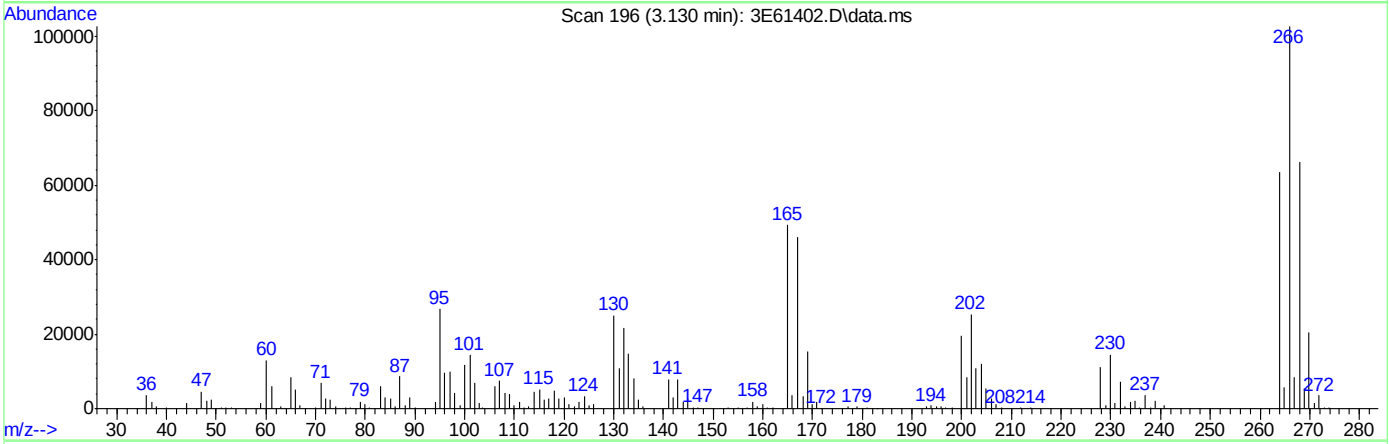

TIC: 3E61402.D\data.ms

(1) Pentachlorophenol (t)

3.130min (-0.010) 53.39ppb

response 83436

Ion	Exp%	Act%
265.80	100	100
263.80	62.20	61.99
267.80	64.70	64.54
0.00	0.00	0.00

ACCUTEST LABORATORIES JB70128

DFTPP

Data Path : C:\msdchem\1\DATA\E3e2648\
Data File : 3E61420.D
Acq On : 5 Jun 2014 12:24 pm
Operator : olgaa
Sample : dftpp
Misc : op74977,e3e2648,
ALS Vial : 1 Sample Multiplier: 1

Integration File: RTEINT.P

Method : C:\msdchem\1\METHODS\dftpp3e.M
Title : Semi Volatile GC/MS,rtx-5msi 30m x .25mm x .25SatWed Jun 04 10:28:47 2014
Last Update : Wed Jun 04 10:28:47 2014

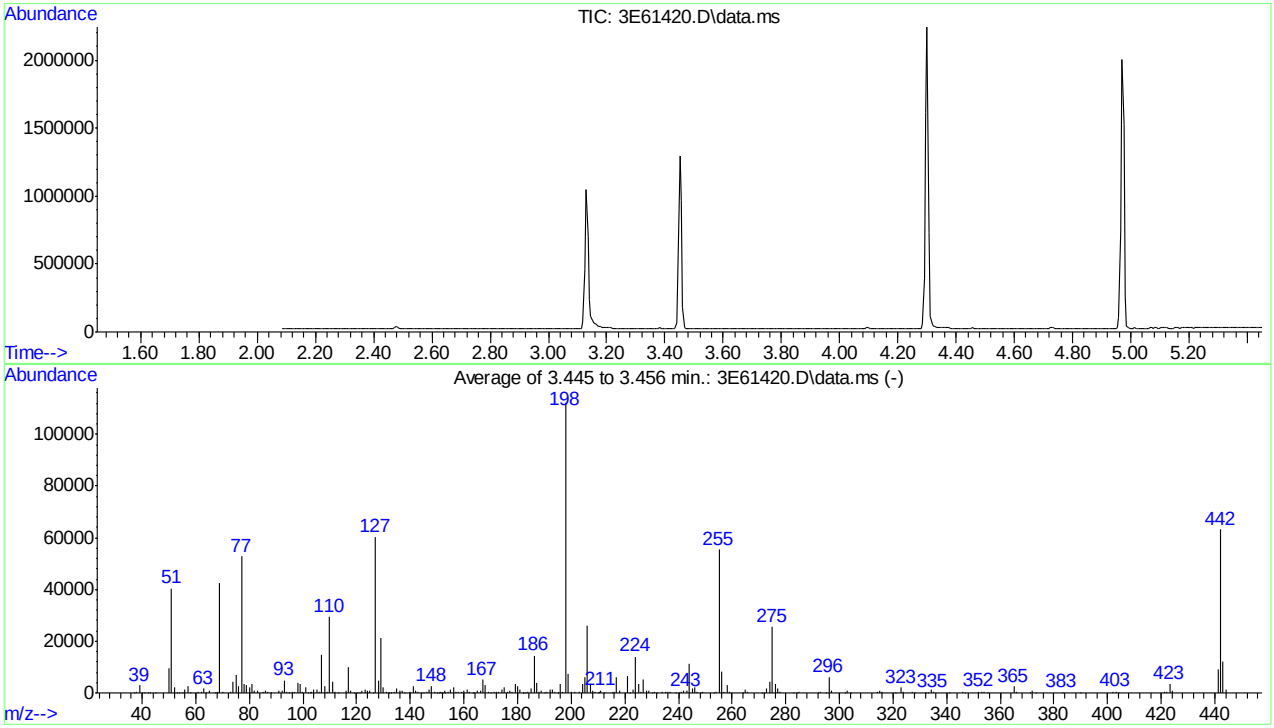

AutoFind: Scans 255, 256, 257; Background Corrected with Scan 251

Target Mass	Rel. to Mass	Lower Limit%	Upper Limit%	Rel. Abn%	Raw Abn	Result Pass/Fail
51	198	30	60	36.0	40405	PASS
68	69	0.00	2	1.4	583	PASS
69	198	0.00	100	37.8	42426	PASS
70	69	0.00	2	0.9	395	PASS
127	198	40	60	53.8	60445	PASS
197	198	0.00	1	0.5	543	PASS
198	198	100	100	100.0	112290	PASS
199	198	5	9	6.7	7568	PASS
275	198	10	30	22.6	25430	PASS
365	198	1	100	2.2	2418	PASS
441	443	0.10	100	77.1	9330	PASS
442	198	40	100	56.2	63104	PASS
443	442	17	23	19.2	12107	PASS

Average of 3.445 to 3.456 min.: 3E61420.D\data.ms
dftpp
Modified:subtracted

m/z	abund.	m/z	abund.	m/z	abund.	m/z	abund.
36.90	93	53.05	131	67.00	208	79.00	2857
38.00	456	54.00	52	67.90	158	80.00	2291
39.00	2832	55.00	158	68.10	583	81.00	3385
39.95	104	56.00	1108	69.00	42426	82.00	971
41.00	43	57.00	2818	70.00	395	83.00	898
42.00	53	58.00	82	73.00	268	84.95	603
43.05	10	61.05	555	74.00	4205	85.95	679
44.95	33	62.00	553	75.00	6773	87.00	505
50.05	9614	63.00	1710	76.10	2426	87.90	67
51.05	40405	64.00	226	77.10	52848	91.00	760
52.00	2238	65.00	888	78.10	3567	92.05	813

Average of 3.445 to 3.456 min.: 3E61420.D\data.ms
dftpp
Modified:subtracted

m/z	abund.	m/z	abund.	m/z	abund.	m/z	abund.
93.00	4972	103.05	461	116.00	780	127.05	60445
93.95	404	104.00	1138	117.05	10157	128.05	4675
94.95	63	105.00	1281	117.95	825	129.00	21255
96.05	360	106.00	388	119.00	68	130.00	1997
97.05	291	107.05	14966	120.05	209	131.00	385
98.00	3788	108.00	2587	121.00	62	131.80	59
99.00	3394	109.05	443	121.95	916	132.05	186
99.95	364	110.00	29328	123.00	1485	132.80	112
101.00	2172	111.05	4382	124.00	720	134.00	497
102.00	72	112.00	596	124.95	747	135.00	1787
102.80	132	112.95	144	126.05	178	136.00	715

Average of 3.445 to 3.456 min.: 3E61420.D\data.ms
dftpp
Modified:subtracted

m/z	abund.	m/z	abund.	m/z	abund.	m/z	abund.
137.05	1011	149.00	642	157.05	459	168.05	3001
137.90	174	150.00	146	157.95	425	168.95	484
140.00	262	150.90	59	159.05	420	170.05	165
141.00	2548	151.10	267	159.95	778	171.05	246
142.05	815	151.75	139	161.05	1171	172.00	480
143.00	608	152.00	117	162.00	283	173.05	577
143.90	166	152.90	159	163.10	61	174.10	1101
145.05	184	153.05	665	163.90	135	175.05	2010
146.00	438	154.00	604	165.00	946	176.05	598
147.00	1293	155.00	1463	166.05	760	177.00	830
148.00	2764	156.05	2324	167.05	5055	177.95	249

Average of 3.445 to 3.456 min.: 3E61420.D\data.ms
dftpp
Modified:subtracted

m/z	abund.	m/z	abund.	m/z	abund.	m/z	abund.
179.00	3668	188.95	876	199.00	7568	210.40	247
180.05	2645	189.90	65	200.00	549	211.05	1050
181.05	1302	191.00	382	201.45	609	212.00	74
181.90	60	192.00	1112	203.00	655	215.05	208
182.15	141	193.05	1217	204.10	3636	216.05	535
182.90	60	193.95	276	205.10	5954	217.00	6151
183.95	325	195.00	154	206.10	25868	218.00	918
185.10	1935	195.20	63	207.10	3397	221.05	6454
186.10	14505	196.00	3492	208.05	860	221.90	145
187.10	4079	196.85	543	209.05	301	223.05	1387
188.00	430	198.00	112290	210.10	70	224.10	13978

Average of 3.445 to 3.456 min.: 3E61420.D\data.ms
dftpp
Modified:subtracted

m/z	abund.	m/z	abund.	m/z	abund.	m/z	abund.
225.10	3519	237.00	449	249.05	380	271.00	75
226.00	374	239.00	192	253.00	208	271.95	126
227.00	5199	240.00	171	254.05	341	273.00	1860
228.00	721	241.00	304	255.10	55346	274.10	4442

dftpp3e.M Tue Jun 10 08:43:00 2014 MS3E

ACCUTEST LABORATORIES JB70128

229.00	1059	242.00	700	256.10	8186	275.10	25430
230.00	169	243.10	831	257.00	600	276.00	3368
231.00	474	244.10	11378	258.00	2836	277.00	1961
231.90	70	245.10	1542	259.10	491	278.00	287
233.95	297	246.00	1974	263.85	127	283.00	182
235.00	340	247.00	315	265.00	1144	284.05	141
236.00	253	248.00	137	265.90	334	285.05	340

Average of 3.445 to 3.456 min.: 3E61420.D\data.ms
dftpp
Modified:subtracted

m/z	abund.	m/z	abund.	m/z	abund.	m/z	abund.
292.10	60	321.00	184	346.90	51	389.95	117
293.00	415	323.10	2100	352.00	589	402.00	386
295.00	105	324.00	324	353.05	471	403.00	547
296.00	6240	327.00	319	354.00	583	403.95	154
297.00	840	328.00	219	355.00	115	421.00	481
302.00	53	331.95	152	365.00	2418	422.05	372
303.05	802	333.00	176	366.00	358	423.10	3358
303.95	160	334.10	1238	371.00	142	424.05	740
314.00	290	335.05	318	372.05	981	441.05	9330
315.00	697	341.00	198	373.05	221	442.10	63104
316.05	373	346.00	435	382.95	206	443.10	12107

Average of 3.445 to 3.456 min.: 3E61420.D\data.ms
dftpp
Modified:subtracted

m/z	abund.	m/z	abund.	m/z	abund.	m/z	abund.
444.00	1101						

Quantitation Report (Qedit)

Data Path : C:\msdchem\1\DATA\E3e2648\
Data File : 3E61420.D
Acq On : 5 Jun 2014 12:24 pm
Operator : olgaa
Sample : dftpp
Misc : op74977,e3e2648,
ALS Vial : 1 Sample Multiplier: 1

Quant Time: Jun 05 12:35:07 2014
Quant Method : C:\msdchem\1\METHODS\dftpp3e.M
Quant Title : Semi Volatile GC/MS,rtx-5msi 30m x .25mm x .25SatWed Jun 04 10:28:47 2014
QLast Update : Wed Jun 04 10:28:47 2014
Response via : Initial Calibration

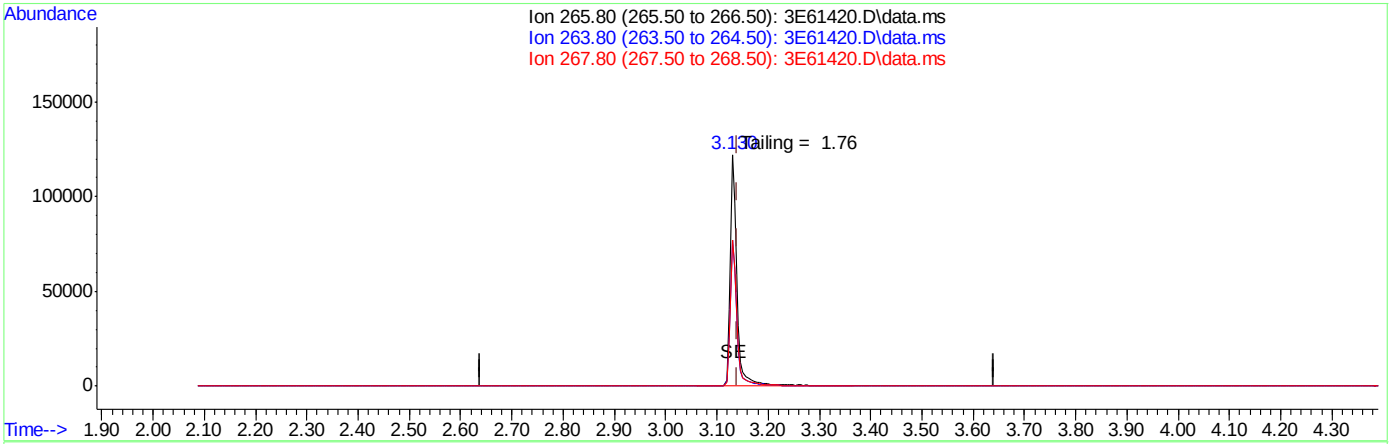

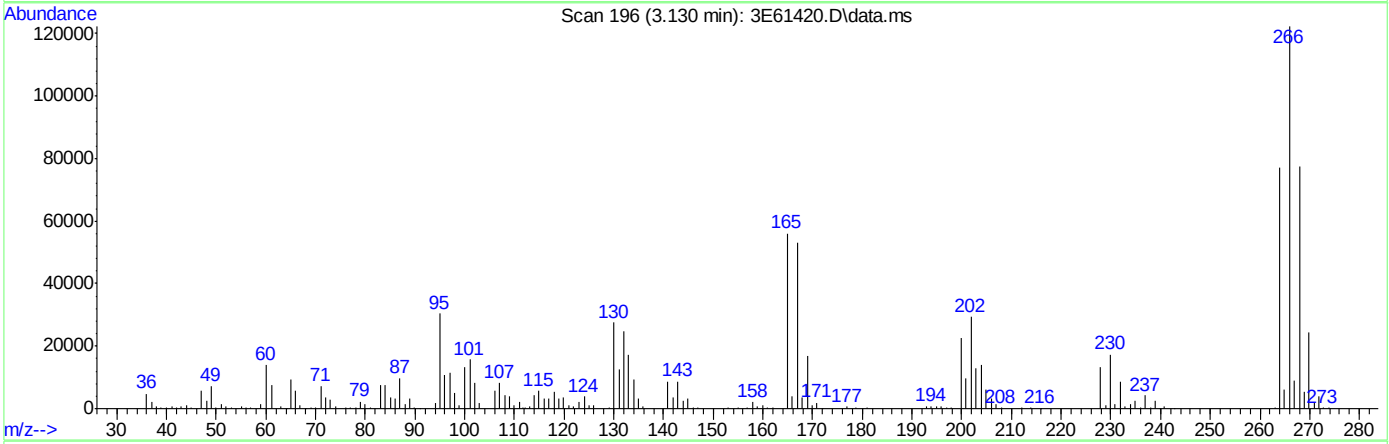

TIC: 3E61420.D\data.ms

(1) Pentachlorophenol (t)

3.130min (-0.010) 71.06ppb

response 111059

Ion	Exp%	Act%
265.80	100	100
263.80	62.20	62.92
267.80	64.70	63.18
0.00	0.00	0.00

Quantitation Report (Qedit)

Data Path : C:\msdchem\1\DATA\E3e2648\
Data File : 3E61420.D
Acq On : 5 Jun 2014 12:24 pm
Operator : olgaa
Sample : dftpp
Misc : op74977,e3e2648,
ALS Vial : 1 Sample Multiplier: 1

Quant Time: Jun 05 12:35:07 2014
Quant Method : C:\msdchem\1\METHODS\dftpp3e.M
Quant Title : Semi Volatile GC/MS,rtx-5msi 30m x .25mm x .25SatWed Jun 04 10:28:47 2014
QLast Update : Wed Jun 04 10:28:47 2014
Response via : Initial Calibration

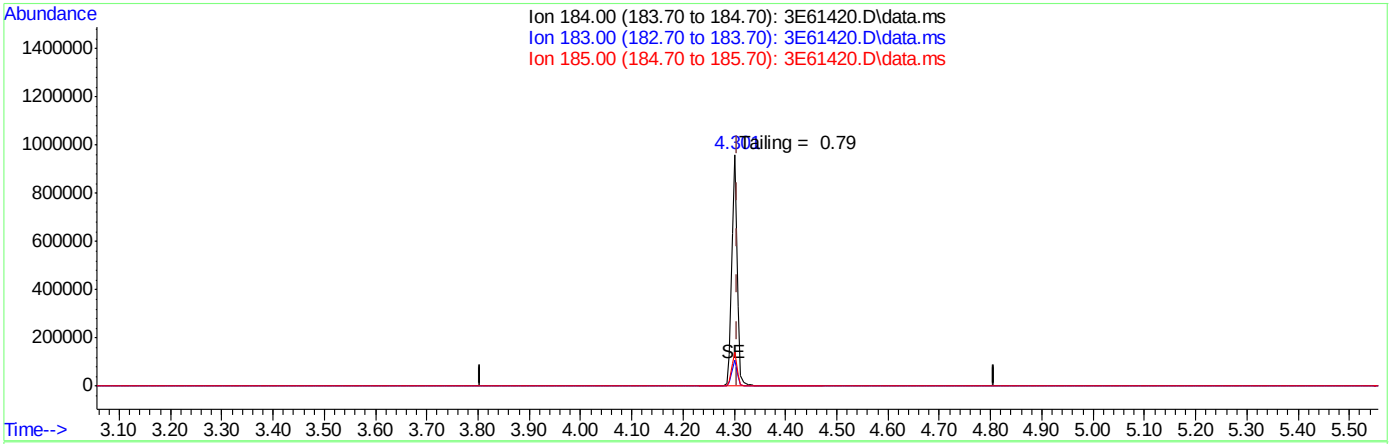

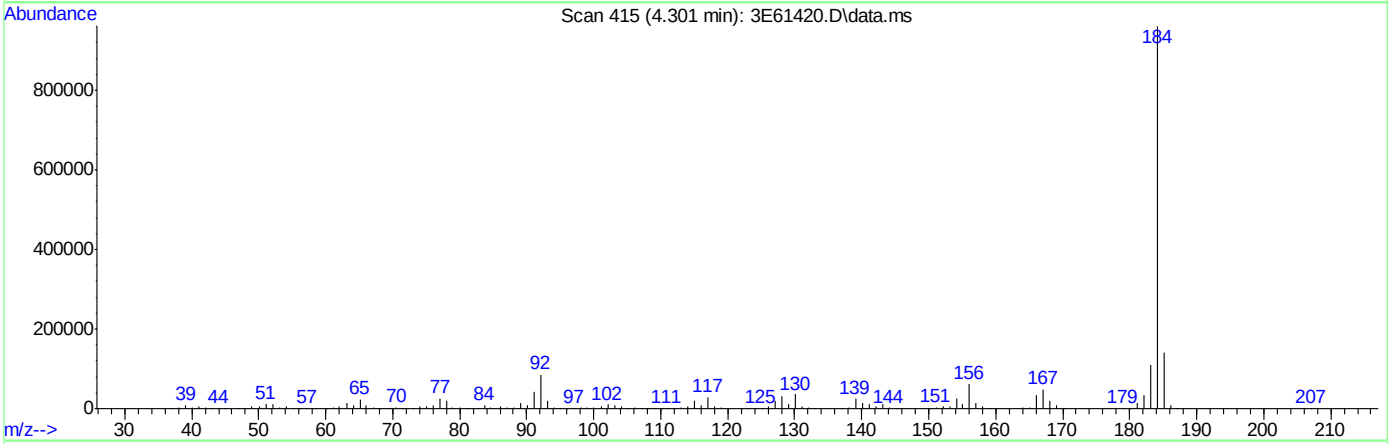

TIC: 3E61420.D\data.ms

(2) Benzidine (t)

4.301min (-0.005) 66.57ppb

response 698996

Ion	Exp%	Act%
184.00	100	100
183.00	13.20	11.53
185.00	15.40	14.68
0.00	0.00	0.00

ACCUTEST LABORATORIES JB70128

Quantitation Report (Qedit)

Data Path : C:\msdchem\1\DATA\E3e2648\
Data File : 3E61420.D
Acq On : 5 Jun 2014 12:24 pm
Operator : olgaa
Sample : dftpp
Misc : op74977,e3e2648,
ALS Vial : 1 Sample Multiplier: 1

Quant Time: Jun 05 12:35:07 2014
Quant Method : C:\msdchem\1\METHODS\dftpp3e.M
Quant Title : Semi Volatile GC/MS,rtx-5msi 30m x .25mm x .25SatWed Jun 04 10:28:47 2014
QLast Update : Wed Jun 04 10:28:47 2014
Response via : Initial Calibration

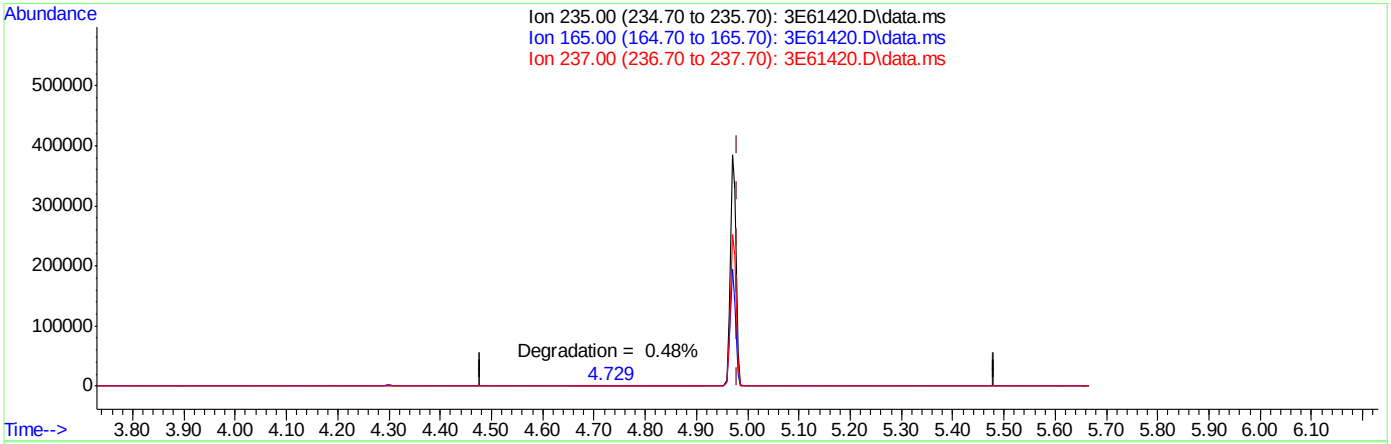

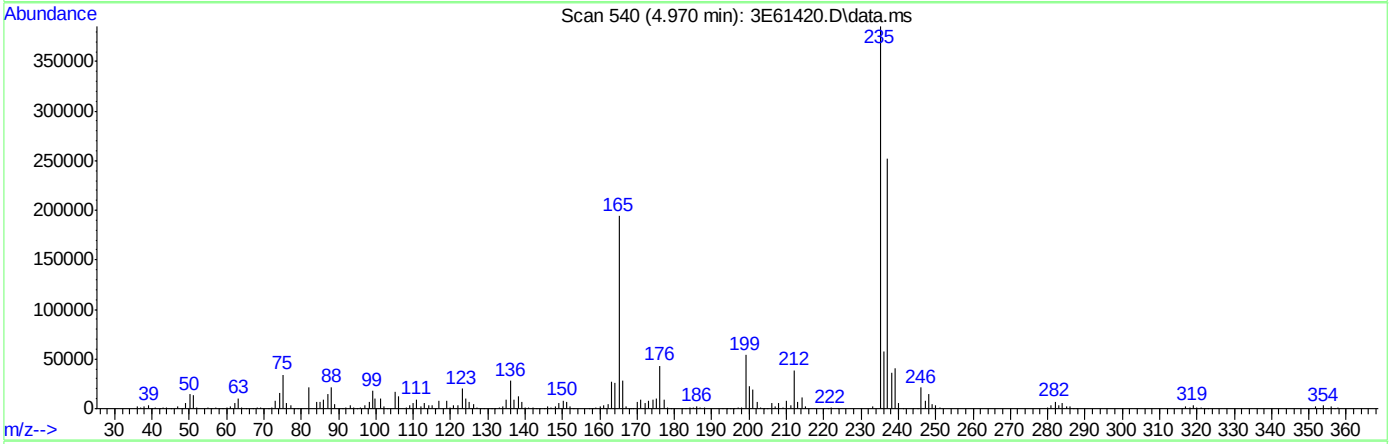

TIC: 3E61420.D\data.ms

(3) PP-DDT (t)

4.970min (-0.010) 69.67ppb

response 289257

Ion	Exp%	Act%
235.00	100	100
165.00	0.10	48.22#
237.00	0.10	65.53#
0.00	0.00	0.00

DFTPP

Data Path : C:\msdchem\1\DATA\E3e2680\
Data File : 3E62571.D
Acq On : 26 Jun 2014 7:46 pm
Operator : andrews1
Sample : dftpp
Misc : op75684,e3e2680,
ALS Vial : 1 Sample Multiplier: 1

Integration File: RTEINT.P

Method : C:\msdchem\1\METHODS\dftpp3e.M
Title : Semi Volatile GC/MS,rtx-5msi 30m x .25mm x .25SatFri Jun 27 13:34:21 2014
Last Update : Fri Jun 27 13:34:21 2014

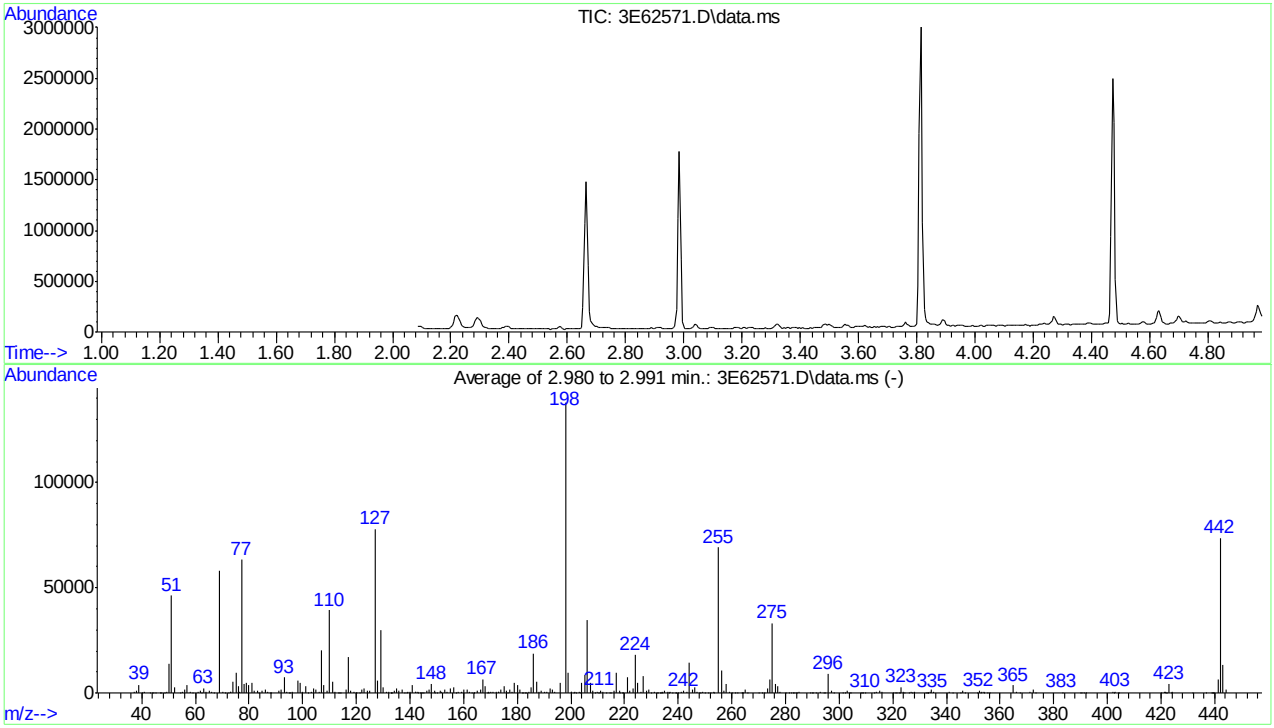

AutoFind: Scans 168, 169, 170; Background Corrected with Scan 163

Target Mass	Rel. to Mass	Lower Limit%	Upper Limit%	Rel. Abn%	Raw Abn	Result Pass/Fail
51	198	30	60	33.4	46152	PASS
68	69	0.00	2	0.0	0	PASS
69	198	0.00	100	42.3	58366	PASS
70	69	0.00	2	0.8	451	PASS
127	198	40	60	56.4	77938	PASS
197	198	0.00	1	0.0	0	PASS
198	198	100	100	100.0	138122	PASS
199	198	5	9	6.9	9547	PASS
275	198	10	30	24.0	33120	PASS
365	198	1	100	2.6	3637	PASS
441	443	0.10	100	49.6	6637	PASS
442	198	40	100	53.4	73778	PASS
443	442	17	23	18.1	13390	PASS

Average of 2.980 to 2.991 min.: 3E62571.D\data.ms
dftpp
Modified:subtracted

m/z	abund.	m/z	abund.	m/z	abund.	m/z	abund.
37.00	444	48.30	74	61.15	816	72.10	94
38.10	860	49.15	576	62.00	852	73.00	354
39.05	3955	50.05	14144	62.20	75	73.20	358
39.90	225	51.05	46152	63.00	2234	74.10	5532
41.05	347	52.05	2611	64.00	358	75.05	9802
43.00	208	54.30	54	65.05	1041	76.10	3143
43.90	1	55.05	513	66.00	299	76.30	585
44.20	94	56.05	1791	67.00	59	77.10	63398
45.10	86	57.00	3664	69.00	58366	78.00	4486
46.60	56	58.00	477	70.00	451	78.95	4656
47.00	53	59.05	160	71.00	287	80.00	3838

Average of 2.980 to 2.991 min.: 3E62571.D\data.ms
dftpp
Modified:subtracted

m/z	abund.	m/z	abund.	m/z	abund.	m/z	abund.
81.05	4577	93.00	7218	104.00	2105	114.20	232
82.05	980	94.00	345	105.00	1756	116.10	1659
83.00	1122	95.00	80	106.20	306	116.95	17306
83.70	126	95.20	204	107.00	20332	118.00	1189
85.00	1080	96.15	376	108.00	3720	119.00	441
86.00	1493	98.00	6052	108.95	872	119.90	178
86.95	542	99.00	4762	110.00	39306	120.05	18
87.95	273	100.00	678	111.05	5485	121.10	252
88.20	139	101.00	2957	111.95	489	122.00	1671
91.00	1203	101.90	35	113.10	12	123.00	2331
92.00	1630	103.05	777	113.70	91	124.05	1198

Average of 2.980 to 2.991 min.: 3E62571.D\data.ms
dftpp
Modified:subtracted

m/z	abund.	m/z	abund.	m/z	abund.	m/z	abund.
125.00	873	135.00	2380	143.00	479	151.10	873
127.05	77938	136.00	840	143.90	247	151.85	438
128.05	6117	136.95	1357	144.20	96	152.95	1407
129.00	30136	137.95	229	144.60	86	153.90	808
130.05	2497	138.70	52	145.05	201	155.05	2159
131.05	371	139.05	294	146.05	911	156.10	2932
132.10	433	139.90	631	146.95	1809	157.15	285
132.80	240	140.95	3695	147.95	4116	157.95	733
133.00	244	141.90	642	149.00	839	159.05	795
133.20	129	142.10	412	149.20	190	160.00	1461
134.10	955	142.80	239	150.05	177	161.10	1464

Average of 2.980 to 2.991 min.: 3E62571.D\data.ms
dftpp
Modified:subtracted

m/z	abund.	m/z	abund.	m/z	abund.	m/z	abund.
161.95	518	169.90	318	179.00	5041	188.10	578
163.10	82	170.85	356	180.00	3894	189.00	1324
163.70	84	172.00	789	181.00	1711	189.95	311
164.00	17	172.90	569	181.80	194	191.00	698
165.00	1218	173.15	488	182.05	185	192.05	2185
166.15	1434	174.00	1487	182.90	61	193.05	1801
167.05	6523	175.10	3269	183.15	220	194.05	609
168.00	3307	175.95	1085	184.15	678	196.05	4577
168.80	87	176.20	258	185.00	2772	198.00	138122
169.05	595	177.05	1581	186.10	18910	199.00	9547
169.30	68	178.00	377	187.05	5333	200.00	400

Average of 2.980 to 2.991 min.: 3E62571.D\data.ms
dftpp
Modified:subtracted

m/z	abund.	m/z	abund.	m/z	abund.	m/z	abund.
200.20	374	208.95	265	218.00	1080	228.00	1135
200.95	255	209.90	311	218.20	213	229.10	1634
201.40	329	210.30	162	218.90	51	230.00	172
201.65	218	210.70	240	219.25	194	231.05	793

dftpp3e.M Fri Jun 27 13:55:46 2014 MS3E

203.00	712	211.00	1110	221.05	7489	232.10	74
203.30	235	211.75	561	221.95	885	232.30	88
204.00	4846	213.10	108	223.05	2128	233.00	19
205.10	8489	214.30	50	224.05	18059	233.60	74
206.10	34826	214.90	100	225.00	4947	233.90	147
207.10	4871	216.05	1050	226.20	303	234.10	374
208.05	1328	217.00	9450	227.00	8014	235.00	829

Average of 2.980 to 2.991 min.: 3E62571.D\data.ms
dftpp
Modified:subtracted

m/z	abund.	m/z	abund.	m/z	abund.	m/z	abund.
235.95	378	245.10	1733	255.05	69232	265.00	1792
236.50	63	246.05	2899	256.10	10669	265.95	152
237.10	764	247.05	578	257.05	888	269.90	69
237.70	118	247.95	148	258.00	4181	271.00	153
238.90	143	248.20	89	259.10	656	272.00	128
239.10	276	249.05	619	259.80	82	273.10	2102
240.05	217	249.90	142	261.10	85	274.10	6249
241.00	470	251.00	264	261.80	66	275.05	33120
242.05	973	251.80	116	263.60	69	276.05	4302
243.05	794	253.05	330	263.85	139	277.05	2987
244.10	14163	253.40	118	264.10	118	278.05	377

Average of 2.980 to 2.991 min.: 3E62571.D\data.ms
dftpp
Modified:subtracted

m/z	abund.	m/z	abund.	m/z	abund.	m/z	abund.
280.00	50	291.30	72	304.35	122	321.30	118
281.05	156	293.10	726	307.80	112	322.00	71
282.10	117	294.00	137	308.30	54	322.40	154
282.70	96	294.60	52	309.00	91	323.05	2940
283.05	281	296.05	8960	309.85	115	324.00	529
283.80	50	296.95	1329	313.00	54	324.20	196
284.00	74	298.00	63	313.95	462	325.80	66
285.05	538	301.10	55	314.95	1104	326.85	611
289.00	63	302.15	160	316.05	656	327.30	221
289.80	60	303.05	1082	320.10	65	328.00	356
290.10	112	303.90	274	321.05	146	332.05	193

Average of 2.980 to 2.991 min.: 3E62571.D\data.ms
dftpp
Modified:subtracted

m/z	abund.	m/z	abund.	m/z	abund.	m/z	abund.
332.80	88	351.30	50	371.05	485	403.90	127
333.10	70	352.10	1006	372.15	1446	404.15	215
333.25	212	352.90	114	373.05	242	419.90	56
333.90	440	353.05	404	383.05	217	421.10	647
334.10	1368	354.00	74	389.95	167	421.50	101
335.05	438	354.15	734	390.40	91	421.85	381
340.95	405	355.00	100	391.20	148	422.10	217
342.20	53	356.10	57	392.00	142	423.05	4132
345.10	53	365.00	3637	401.95	611	423.80	85
346.00	885	365.95	491	402.40	253	424.05	803
346.90	62	367.40	65	403.00	821	431.70	50

Average of 2.980 to 2.991 min.: 3E62571.D\data.ms
dftpp
Modified:subtracted

m/z	abund.	m/z	abund.	m/z	abund.	m/z	abund.
436.90	74						
438.60	101						
439.10	96						
439.40	71						
439.70	148						
441.20	6637						
442.10	73778						
443.10	13390						
444.05	1411						

Quantitation Report (Qedit)

Data Path : C:\msdchem\1\DATA\E3e2680\
Data File : 3E62571.D
Acq On : 26 Jun 2014 7:46 pm
Operator : andrews1
Sample : dftpp
Misc : op75684,e3e2680,
ALS Vial : 1 Sample Multiplier: 1

Quant Time: Jun 27 10:12:40 2014
Quant Method : C:\msdchem\1\METHODS\dftpp3e.M
Quant Title : Semi Volatile GC/MS,rtx-5msi 30m x .25mm x .25SatFri Jun 13 14:27:24 2014
QLast Update : Fri Jun 13 14:27:24 2014
Response via : Initial Calibration

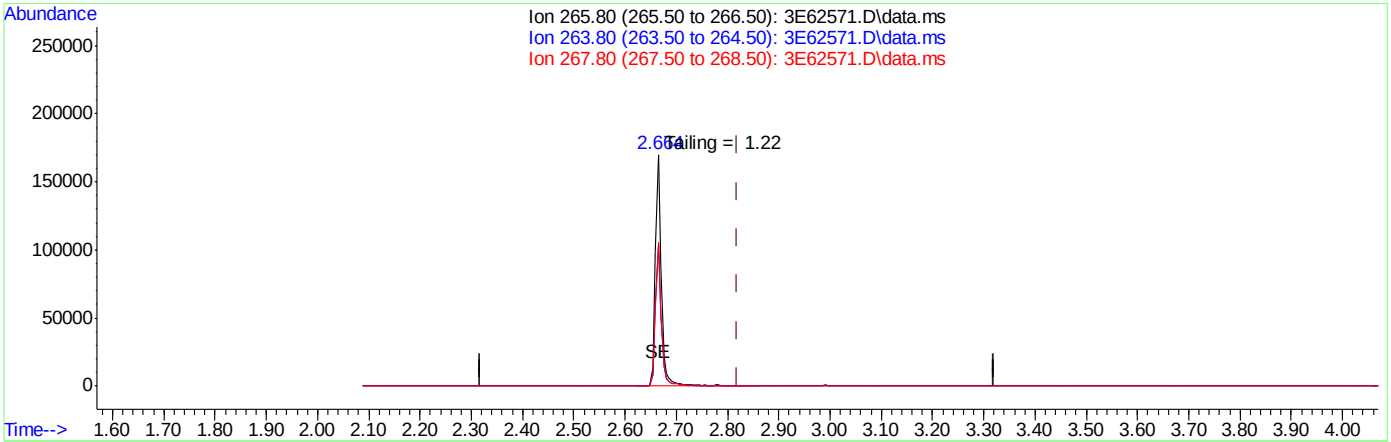

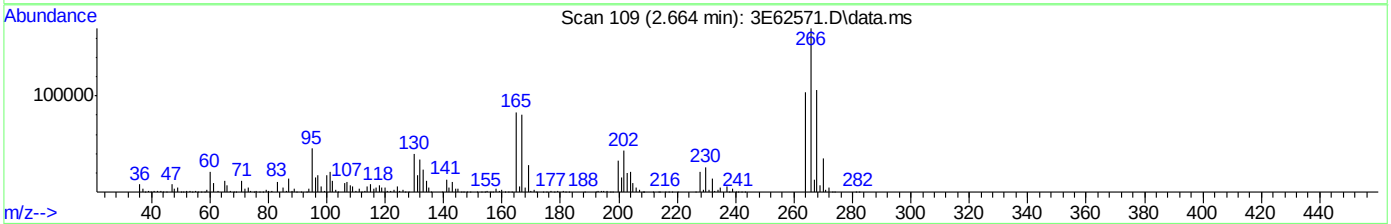

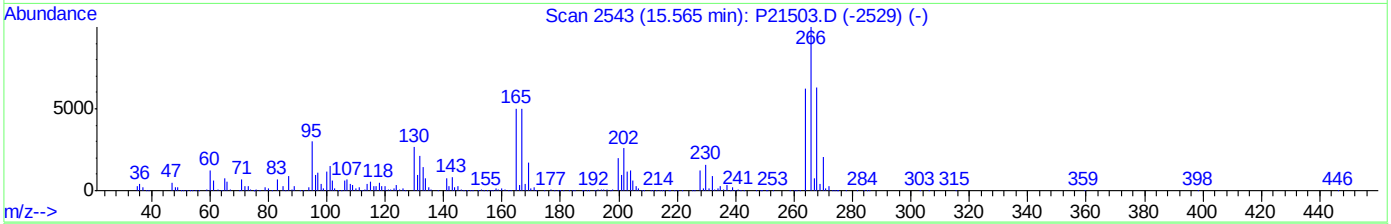

TIC: 3E62571.D\data.ms

(1) Pentachlorophenol (t)

2.664min (-0.155) 86.95ppb

response 135891

Ion	Exp%	Act%
265.80	100	100
263.80	62.20	61.21
267.80	64.70	62.11
0.00	0.00	0.00

Quantitation Report (Qedit)

Data Path : C:\msdchem\1\DATA\E3e2680\
Data File : 3E62571.D
Acq On : 26 Jun 2014 7:46 pm
Operator : andrews1
Sample : dftpp
Misc : op75684,e3e2680,
ALS Vial : 1 Sample Multiplier: 1

Quant Time: Jun 27 10:12:40 2014
Quant Method : C:\msdchem\1\METHODS\dftpp3e.M
Quant Title : Semi Volatile GC/MS,rtx-5msi 30m x .25mm x .25SatFri Jun 13 14:27:24 2014
QLast Update : Fri Jun 13 14:27:24 2014
Response via : Initial Calibration

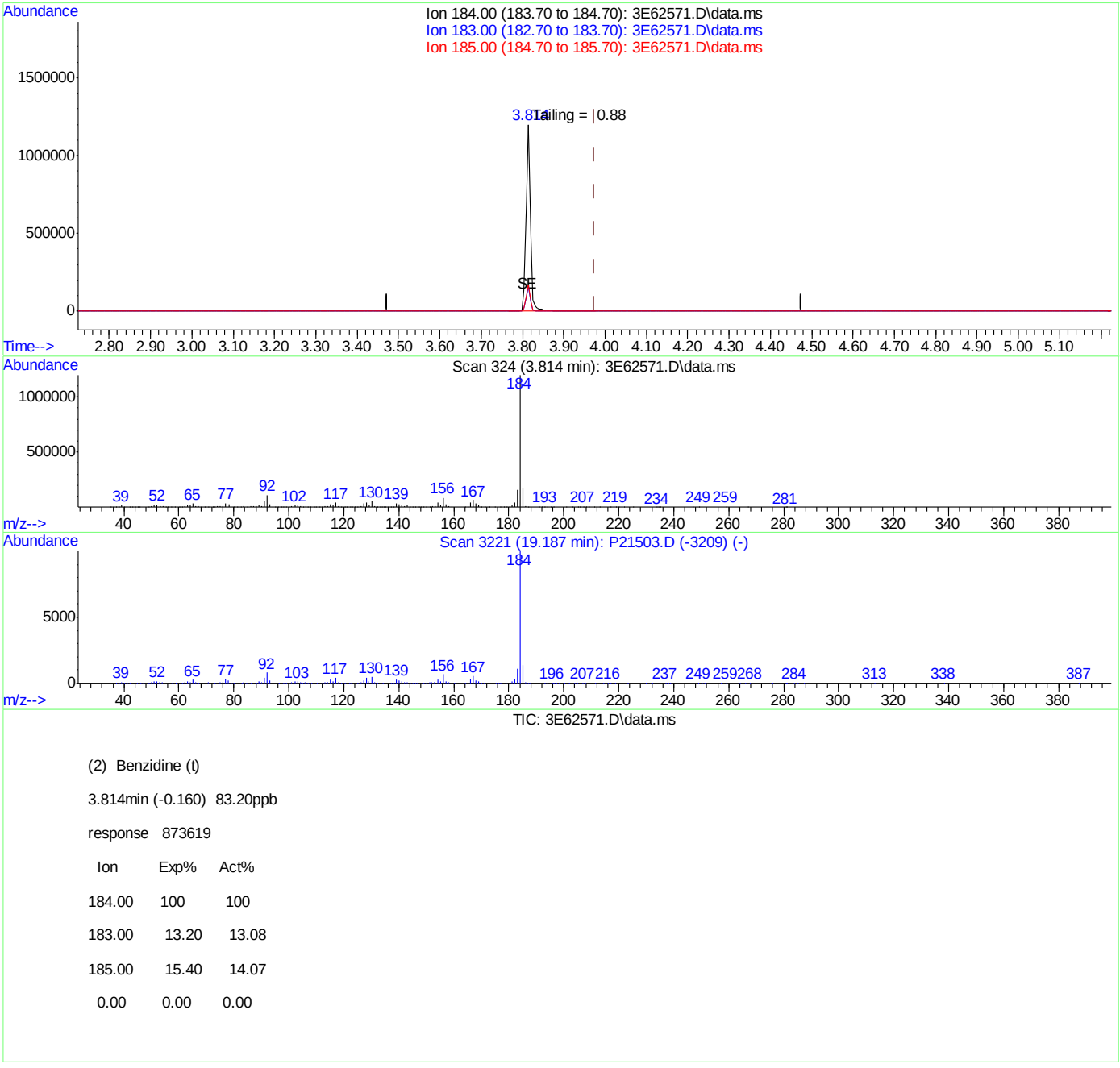

TIC: 3E62571.D\data.ms

(2) Benzidine (t)

3.814min (-0.160) 83.20ppb

response 873619

Ion	Exp%	Act%
184.00	100	100
183.00	13.20	13.08
185.00	15.40	14.07
0.00	0.00	0.00

Quantitation Report (Qedit)

Data Path : C:\msdchem\1\DATA\E3e2680\
Data File : 3E62571.D
Acq On : 26 Jun 2014 7:46 pm
Operator : andrews1
Sample : dftpp
Misc : op75684,e3e2680,
ALS Vial : 1 Sample Multiplier: 1

Quant Time: Jun 27 10:12:40 2014
Quant Method : C:\msdchem\1\METHODS\dftpp3e.M
Quant Title : Semi Volatile GC/MS,rtx-5msi 30m x .25mm x .25SatFri Jun 13 14:27:24 2014
QLast Update : Fri Jun 13 14:27:24 2014
Response via : Initial Calibration

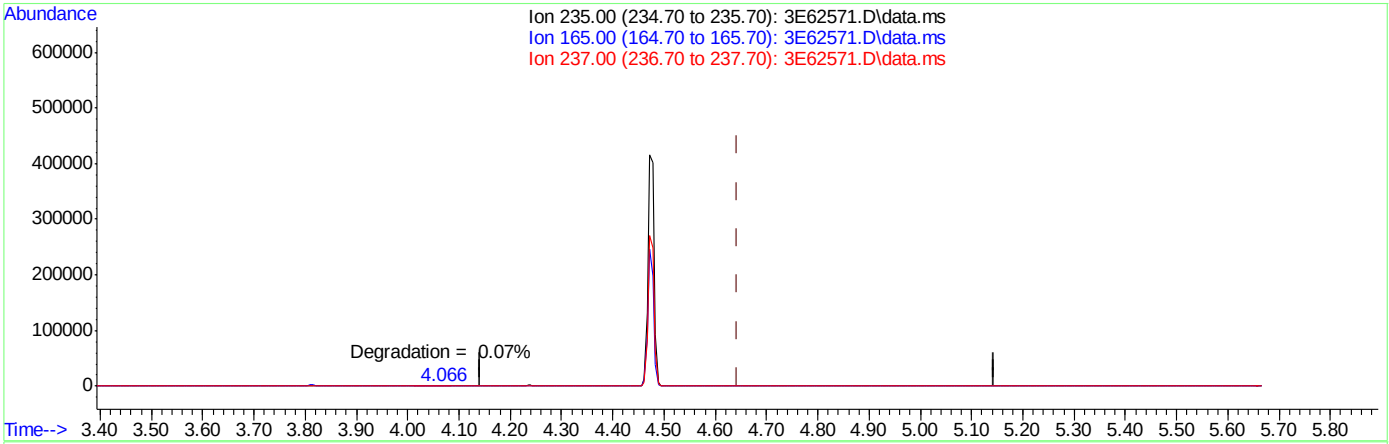

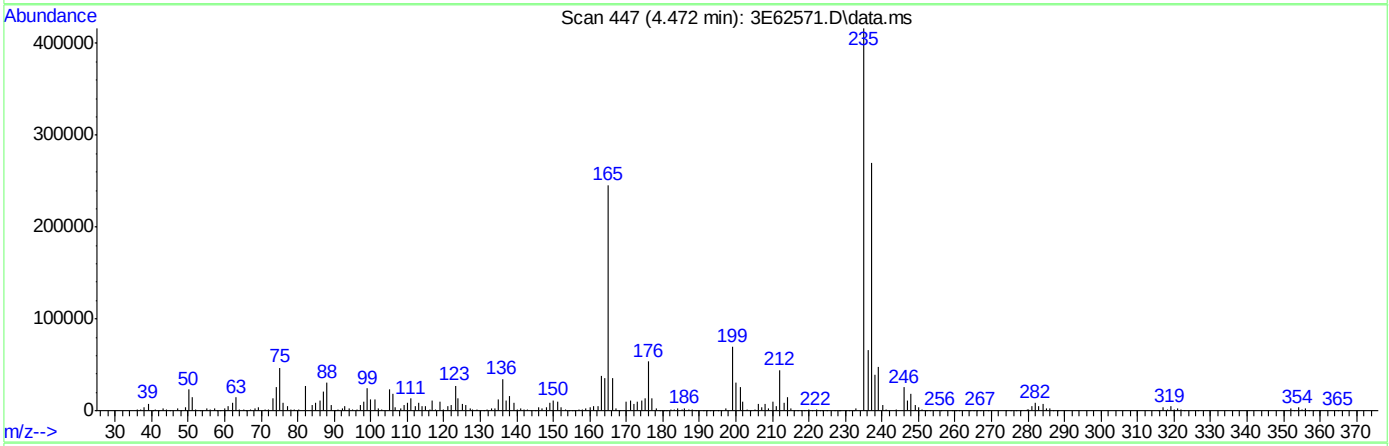

TIC: 3E62571.D\data.ms

(3) PP-DDT (t)

4.472min (-0.171) 82.31ppb

response 341704

Ion	Exp%	Act%
235.00	100	100
165.00	0.10	55.09#
237.00	0.10	63.80#
0.00	0.00	0.00

DFTPP

Data Path : C:\msdchem\1\DATA\E3e2681\
Data File : 3E62581.D
Acq On : 27 Jun 2014 9:18 am
Operator : saumilp
Sample : dftpp
Misc : op75684,e3e2681,
ALS Vial : 1 Sample Multiplier: 1

Integration File: RTEINT.P

Method : C:\msdchem\1\METHODS\dftpp3e.M
Title : Semi Volatile GC/MS,rtx-5msi 30m x .25mm x .25SatFri Jun 27 13:34:21 2014
Last Update : Fri Jun 27 13:34:21 2014

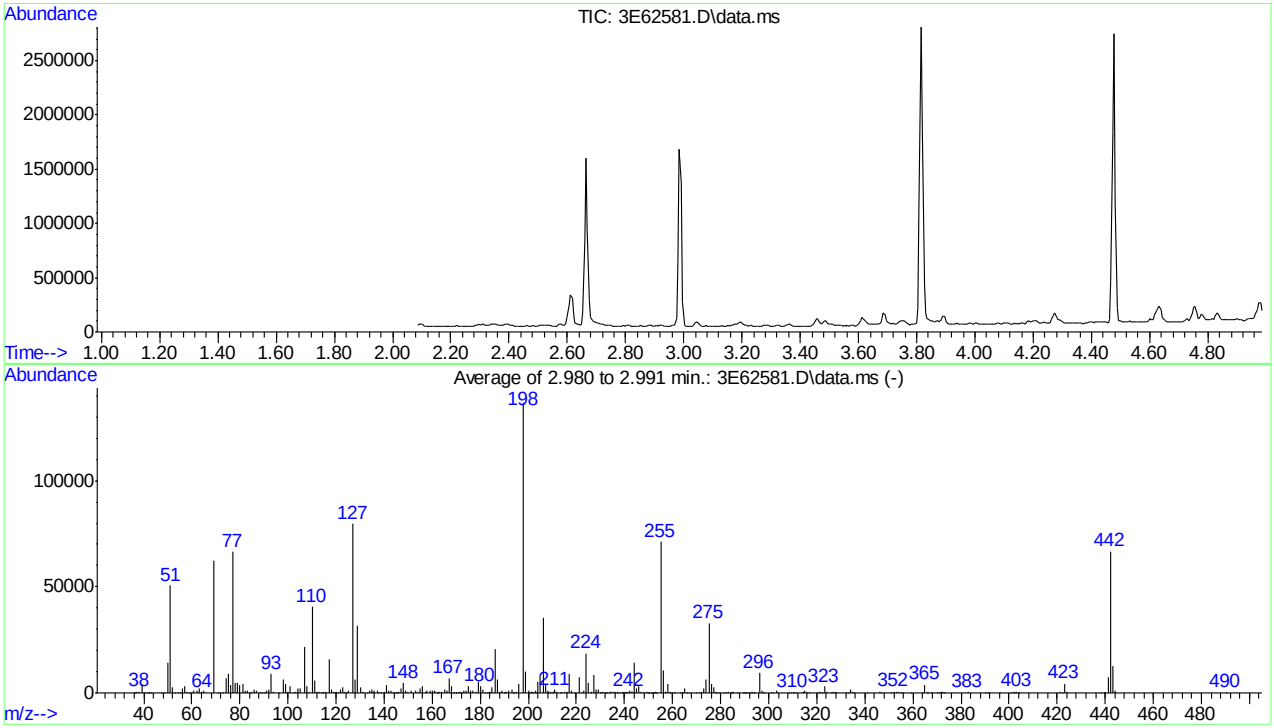

AutoFind: Scans 168, 169, 170; Background Corrected with Scan 164

Target Mass	Rel. to Mass	Lower Limit%	Upper Limit%	Rel. Abn%	Raw Abn	Result Pass/Fail
51	198	30	60	37.0	50651	PASS
68	69	0.00	2	0.0	0	PASS
69	198	0.00	100	45.5	62183	PASS
70	69	0.00	2	0.0	0	PASS
127	198	40	60	58.2	79645	PASS
197	198	0.00	1	0.0	0	PASS
198	198	100	100	100.0	136781	PASS
199	198	5	9	7.2	9861	PASS
275	198	10	30	24.0	32766	PASS
365	198	1	100	2.7	3719	PASS
441	443	0.10	100	57.7	7442	PASS
442	198	40	100	48.7	66555	PASS
443	442	17	23	19.4	12887	PASS

Average of 2.980 to 2.991 min.: 3E62581.D\data.ms
dftpp
Modified:subtracted

m/z	abund.	m/z	abund.	m/z	abund.	m/z	abund.
35.80	80	48.60	61	60.00	273	76.10	3535
36.40	61	50.05	14185	60.95	862	77.05	66412
37.05	290	51.10	50651	62.05	1028	78.10	4548
38.05	710	52.00	2444	63.05	2371	79.05	4888
39.10	4426	52.95	10	64.10	315	80.00	3671
40.00	96	54.05	151	65.00	1107	81.05	4073
41.05	106	55.00	2	69.00	62183	82.05	1082
42.00	28	56.00	2044	71.05	86	83.05	1006
42.30	132	57.10	3329	73.05	255	84.10	191
43.05	166	57.95	526	74.10	7100	85.00	751
47.00	52	58.80	146	75.05	9207	86.05	1662

Average of 2.980 to 2.991 min.: 3E62581.D\data.ms
dftpp
Modified:subtracted

m/z	abund.	m/z	abund.	m/z	abund.	m/z	abund.
87.00	835	100.05	681	112.05	688	121.00	200
88.05	219	101.00	3007	112.90	417	122.05	1776
89.00	284	102.40	134	113.90	183	123.00	2447
90.30	121	103.00	668	114.15	231	123.90	541
91.05	1100	104.00	1900	115.05	478	124.10	286
92.05	1522	105.00	1901	116.00	562	125.05	947
93.05	8866	106.95	21504	117.00	16069	127.05	79645
94.05	590	108.00	3007	118.05	1402	128.05	6254
96.05	245	108.95	329	119.05	452	129.00	31506
98.00	6244	110.00	40451	119.95	345	130.00	2829
99.05	4465	111.00	5907	120.20	91	131.15	773

Average of 2.980 to 2.991 min.: 3E62581.D\data.ms
dftpp
Modified:subtracted

m/z	abund.	m/z	abund.	m/z	abund.	m/z	abund.
133.00	141	143.00	1052	153.00	1207	162.20	243
134.05	1032	143.90	100	154.00	624	163.05	427
134.90	758	144.05	163	155.05	2288	163.70	64
135.05	1754	144.95	271	156.05	3202	163.95	341
136.00	1146	145.20	126	157.05	795	165.05	1406
137.00	1296	146.05	736	157.90	880	166.00	1311
137.90	275	147.05	2235	159.10	839	167.05	6975
138.80	94	148.05	4687	160.05	1128	168.05	3143
140.00	551	148.95	893	160.90	430	168.90	235
141.05	3760	150.05	364	161.10	1020	169.05	232
141.90	1300	151.05	823	161.85	206	169.80	100

Average of 2.980 to 2.991 min.: 3E62581.D\data.ms
dftpp
Modified:subtracted

m/z	abund.	m/z	abund.	m/z	abund.	m/z	abund.
170.00	117	179.00	5128	188.05	768	198.00	136781
170.90	207	180.05	3308	189.00	1249	199.00	9861
171.10	23	181.05	1619	189.90	286	200.00	835
171.90	419	182.10	270	190.20	99	201.00	107
172.10	275	182.95	243	191.00	584	201.30	392
173.05	1103	183.20	113	192.00	1312	201.55	369
174.00	1342	183.80	70	193.05	1834	202.20	161
175.05	3177	184.00	530	193.80	159	202.85	69
176.10	1309	185.00	2918	194.10	78	203.05	1280
177.00	1342	186.05	20418	195.10	339	204.05	5070
178.10	408	187.10	6108	196.00	4011	205.05	8281

Average of 2.980 to 2.991 min.: 3E62581.D\data.ms
dftpp
Modified:subtracted

m/z	abund.	m/z	abund.	m/z	abund.	m/z	abund.
206.10	35569	213.90	54	226.00	72	233.80	111
207.00	3876	215.00	496	226.15	345	234.00	430
207.90	252	216.10	570	227.05	8460	234.30	297
208.05	1218	217.00	8880	227.95	1396	234.95	615

dftpp3e.M Fri Jun 27 13:56:35 2014 MS3E

208.85	375	218.00	1222	229.05	1714	236.05	467
209.25	7	219.15	184	229.85	255	236.80	281
210.00	114	221.05	7381	230.10	98	237.15	538
210.40	336	221.95	172	231.05	790	238.00	138
211.05	1428	223.05	973	232.00	170	238.90	213
211.75	487	224.05	18668	232.20	74	239.15	327
213.15	183	225.05	4801	232.95	270	240.00	144

Average of 2.980 to 2.991 min.: 3E62581.D\data.ms
dftpp
Modified:subtracted

m/z	abund.	m/z	abund.	m/z	abund.	m/z	abund.
240.40	177	249.05	623	255.10	71112	264.20	100
240.95	381	249.60	66	256.05	10680	265.00	1987
241.30	132	250.00	65	256.95	496	265.90	87
242.05	917	250.30	72	257.20	428	266.95	14
242.95	608	250.95	109	258.05	4292	269.90	94
243.20	612	251.60	75	258.80	183	271.10	200
244.10	14449	252.00	144	259.05	551	272.15	320
245.05	1900	252.20	75	259.90	70	273.10	2112
246.00	3113	252.70	97	261.00	121	274.10	6319
246.95	563	253.10	370	263.20	68	275.10	32766
247.90	143	253.40	97	263.90	143	276.10	4507

Average of 2.980 to 2.991 min.: 3E62581.D\data.ms
dftpp
Modified:subtracted

m/z	abund.	m/z	abund.	m/z	abund.	m/z	abund.
277.00	2915	286.70	62	296.05	9336	310.40	60
278.00	352	289.20	126	297.05	1331	311.10	85
278.30	144	289.80	108	297.50	76	313.95	204
279.00	82	290.20	72	298.00	68	314.25	380
281.10	51	290.80	55	301.00	98	315.05	1022
282.25	130	291.00	62	301.85	160	316.00	440
283.10	311	292.20	99	303.10	1191	316.80	71
284.10	209	292.80	55	303.95	368	321.05	333
284.40	71	293.10	496	308.20	149	321.40	97
284.90	78	293.90	75	309.10	53	322.40	59
285.05	568	294.10	69	310.10	94	323.10	2973

Average of 2.980 to 2.991 min.: 3E62581.D\data.ms
dftpp
Modified:subtracted

m/z	abund.	m/z	abund.	m/z	abund.	m/z	abund.
324.10	453	335.30	182	363.70	61	382.95	459
326.00	64	341.05	211	365.00	3719	390.05	176
326.30	61	346.05	739	365.80	141	391.00	71
327.00	474	346.70	74	366.10	200	391.50	62
327.30	51	351.00	61	367.70	58	396.00	61
327.80	77	352.05	742	370.10	55	400.95	176
328.10	104	353.00	560	371.10	94	401.80	50
332.05	201	354.05	708	371.90	534	402.15	577
333.10	265	355.05	195	372.10	675	402.80	58
334.05	1655	355.80	53	372.85	225	403.10	764
335.00	312	359.10	56	373.30	172	404.00	117

Average of 2.980 to 2.991 min.: 3E62581.D\data.ms
dftpp
Modified:subtracted

m/z	abund.	m/z	abund.	m/z	abund.	m/z	abund.
404.20	141	443.10	12887				
421.05	563	444.10	1251				
422.00	197	490.10	62				
423.10	4475						
424.15	720						
438.00	82						
439.20	135						
439.60	203						
439.90	165						
441.10	7442						
442.10	66555						

Quantitation Report (Qedit)

Data Path : C:\msdchem\1\DATA\E3e2681\
Data File : 3E62581.D
Acq On : 27 Jun 2014 9:18 am
Operator : saumilp
Sample : dftpp
Misc : op75684,e3e2681,
ALS Vial : 1 Sample Multiplier: 1

Quant Time: Jun 27 11:28:46 2014
Quant Method : C:\msdchem\1\METHODS\dftpp3e.M
Quant Title : Semi Volatile GC/MS,rtx-5msi 30m x .25mm x .25SatFri Jun 13 14:27:24 2014
QLast Update : Fri Jun 13 14:27:24 2014
Response via : Initial Calibration

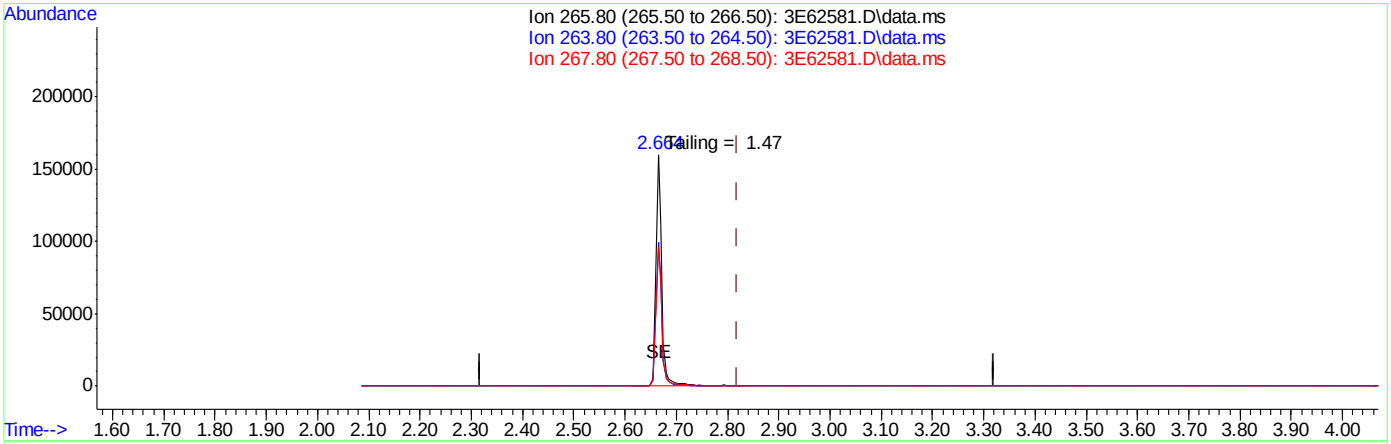

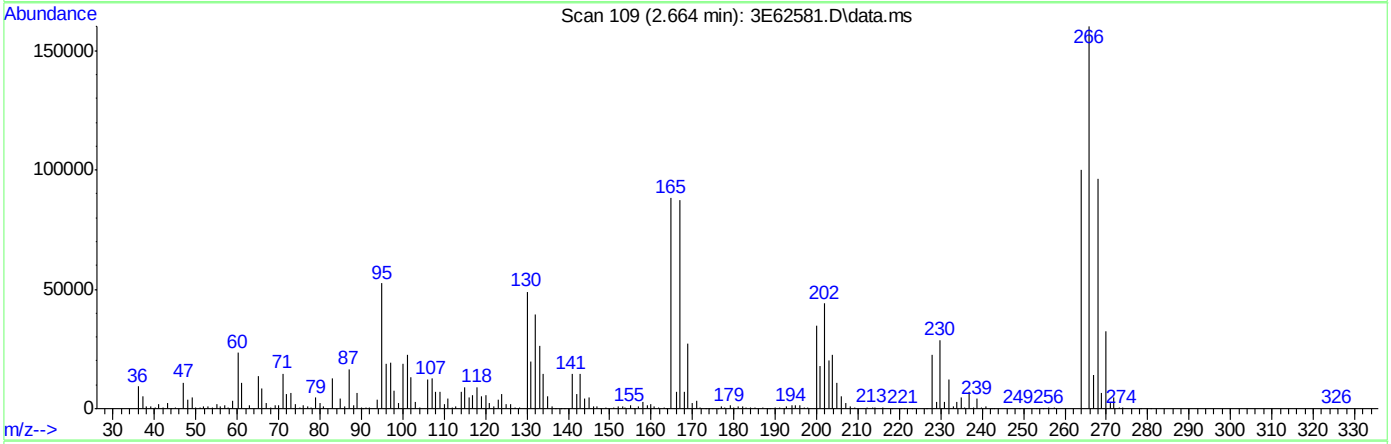

TIC: 3E62581.D\data.ms

(1) Pentachlorophenol (t)

2.664min (-0.155) 82.37ppb

response 128723

Ion	Exp%	Act%
265.80	100	100
263.80	62.20	62.26
267.80	64.70	60.07
0.00	0.00	0.00

Quantitation Report (Qedit)

Data Path : C:\msdchem\1\DATA\E3e2681\
Data File : 3E62581.D
Acq On : 27 Jun 2014 9:18 am
Operator : saumilp
Sample : dftpp
Misc : op75684,e3e2681,
ALS Vial : 1 Sample Multiplier: 1

Quant Time: Jun 27 11:28:46 2014
Quant Method : C:\msdchem\1\METHODS\dftpp3e.M
Quant Title : Semi Volatile GC/MS,rtx-5msi 30m x .25mm x .25SatFri Jun 13 14:27:24 2014
QLast Update : Fri Jun 13 14:27:24 2014
Response via : Initial Calibration

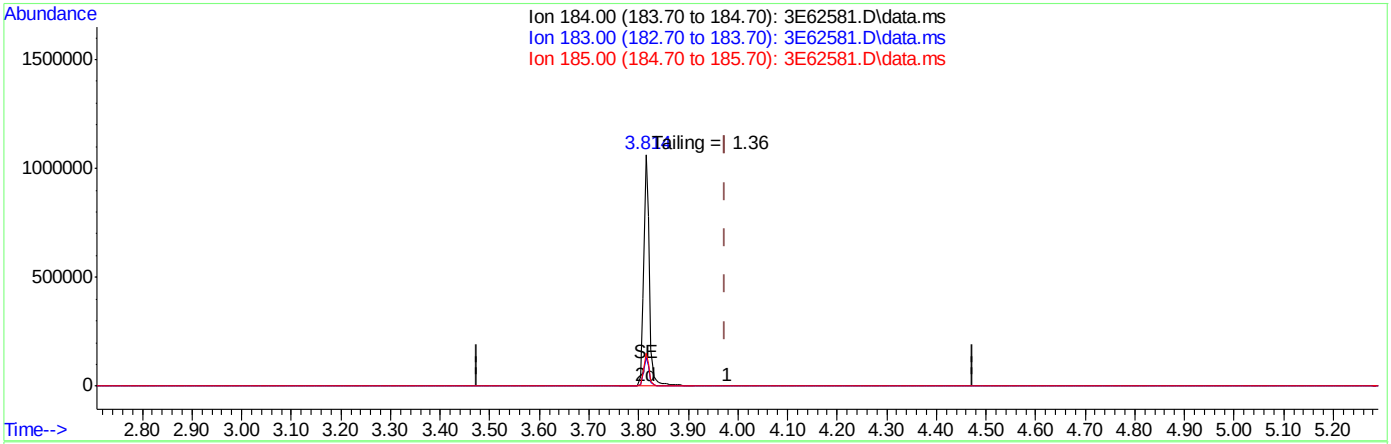

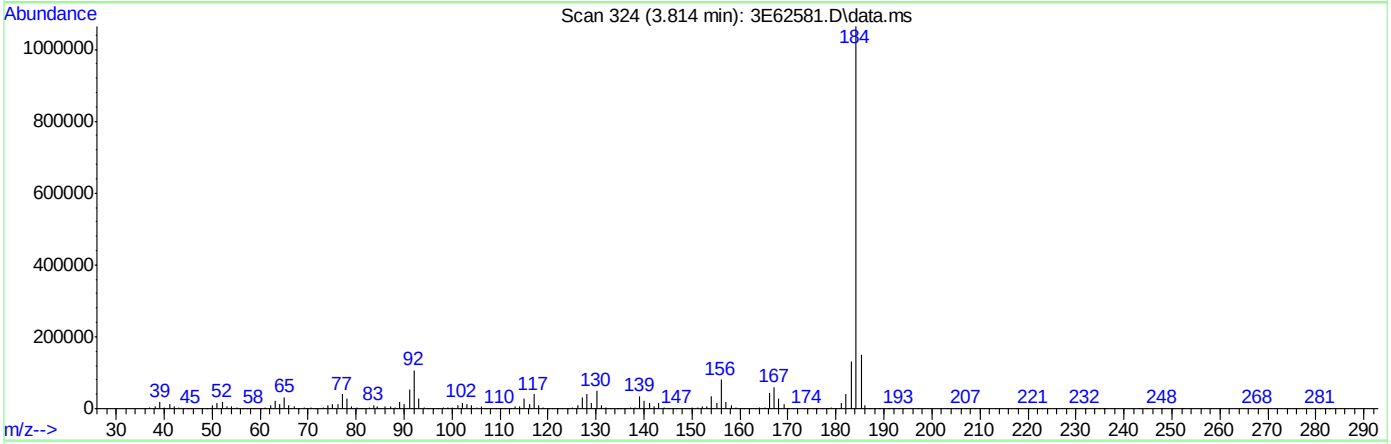

TIC: 3E62581.D\data.ms

(2) Benzidine (t)

3.814min (-0.161) 82.77ppb m

response 869118

Ion	Exp%	Act%
184.00	100	100
183.00	13.20	12.40
185.00	15.40	14.17
0.00	0.00	0.00

ACCUTEST LABORATORIES JB70128

Quantitation Report (Qedit)

Data Path : C:\msdchem\1\DATA\E3e2681\
Data File : 3E62581.D
Acq On : 27 Jun 2014 9:18 am
Operator : saumilp
Sample : dftpp
Misc : op75684,e3e2681,
ALS Vial : 1 Sample Multiplier: 1

Quant Time: Jun 27 11:28:46 2014
Quant Method : C:\msdchem\1\METHODS\dftpp3e.M
Quant Title : Semi Volatile GC/MS,rtx-5msi 30m x .25mm x .25SatFri Jun 13 14:27:24 2014
QLast Update : Fri Jun 13 14:27:24 2014
Response via : Initial Calibration

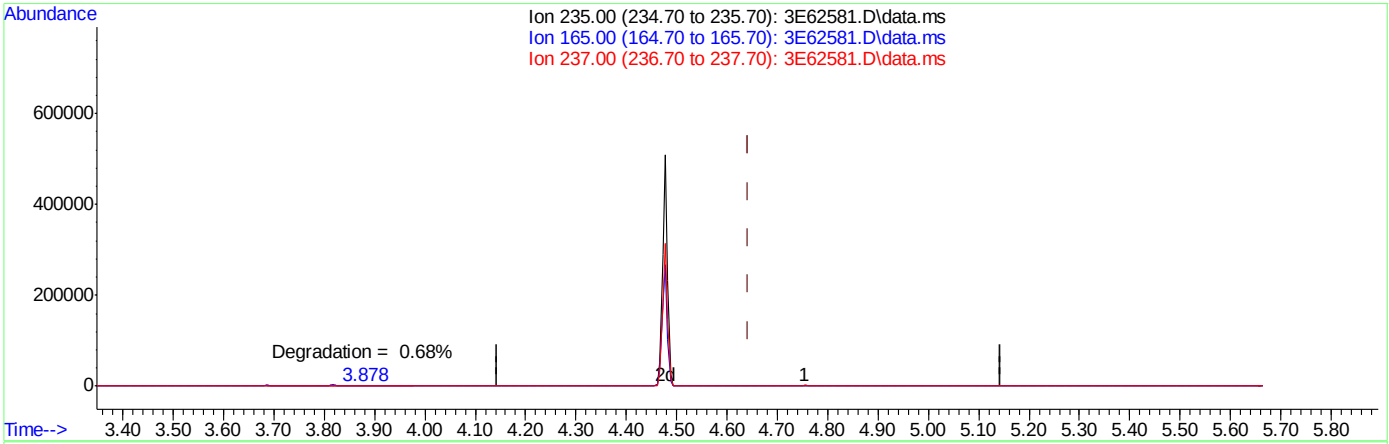

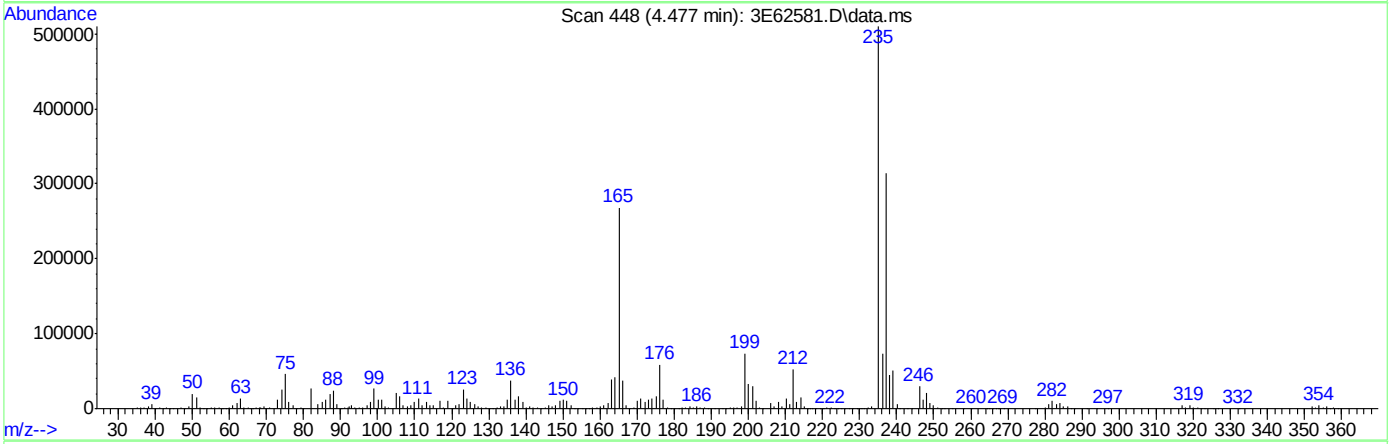

TIC: 3E62581.D\data.ms

(3) PP-DDT (t)

4.477min (-0.166) 87.20ppb m

response 362000

Ion	Exp%	Act%
235.00	100	100
165.00	0.10	0.00#
237.00	0.10	0.60#
0.00	0.00	0.00

ACCUTEST LABORATORIES
JB70128

DFTPP

Data Path : C:\msdchem\1\DATA\E3e2691\
Data File : 3E62820.D
Acq On : 3 Jul 2014 10:35 pm
Operator : ashleyd
Sample : dftpp
Misc : op75684,e3e2691
ALS Vial : 1 Sample Multiplier: 1

Integration File: RTEINT.P

Method : C:\msdchem\1\METHODS\dftpp3e.M
Title : Semi Volatile GC/MS,rtx-5msi 30m x .25mm x .25SatFri Jun 27 13:34:21 2014
Last Update : Fri Jun 27 13:34:21 2014

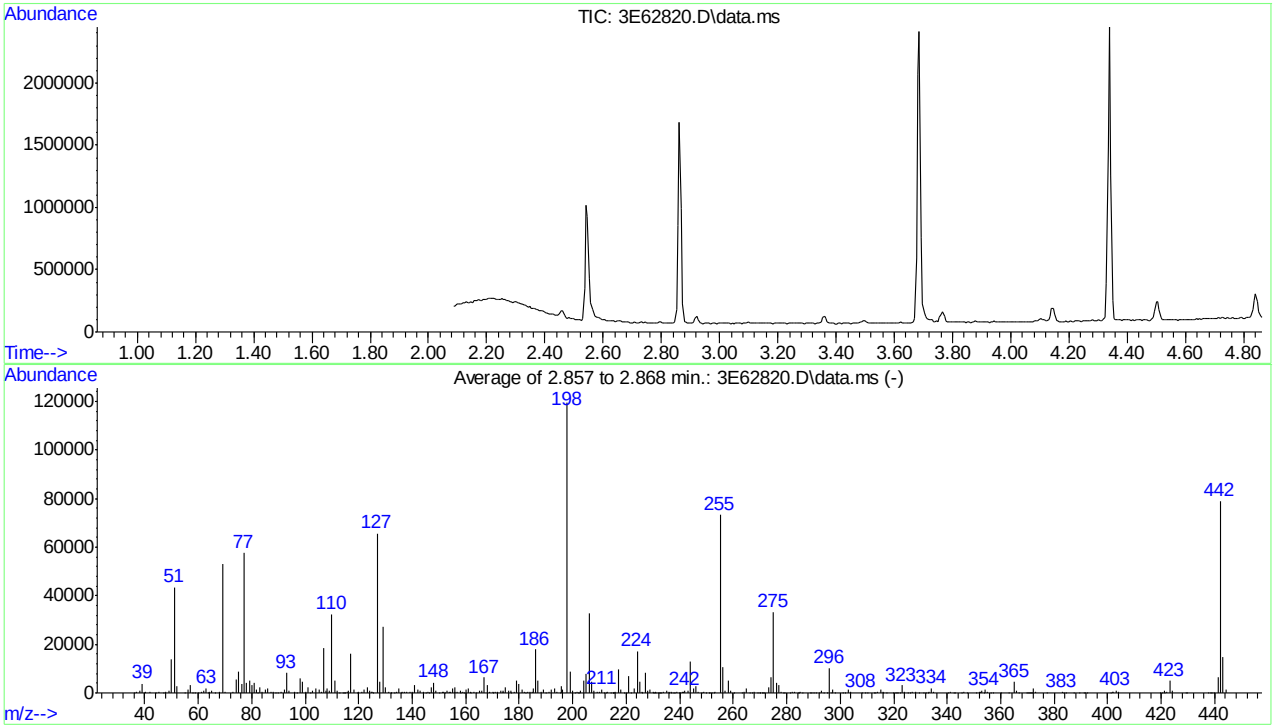

AutoFind: Scans 145, 146, 147; Background Corrected with Scan 140

Target Mass	Rel. to Mass	Lower Limit%	Upper Limit%	Rel. Abn%	Raw Abn	Result Pass/Fail
51	198	30	60	36.5	43623	PASS
68	69	0.00	2	0.9	465	PASS
69	198	0.00	100	44.3	52973	PASS
70	69	0.00	2	0.5	257	PASS
127	198	40	60	54.9	65578	PASS
197	198	0.00	1	0.0	0	PASS
198	198	100	100	100.0	119538	PASS
199	198	5	9	7.3	8717	PASS
275	198	10	30	27.8	33253	PASS
365	198	1	100	3.8	4600	PASS
441	443	0.10	100	44.3	6575	PASS
442	198	40	100	66.1	78965	PASS
443	442	17	23	18.8	14827	PASS

Average of 2.857 to 2.868 min.: 3E62820.D\data.ms
dftpp
Modified:subtracted

m/z	abund.	m/z	abund.	m/z	abund.	m/z	abund.
35.90	168	49.00	1154	62.05	1139	75.00	8692
37.00	248	50.00	13718	63.05	1938	76.25	3654
38.10	1020	51.05	43623	63.80	75	77.10	57565
39.05	3699	52.00	2595	64.15	349	78.05	4378
39.90	139	55.05	154	65.05	1062	79.10	5213
40.05	274	56.00	1315	66.10	121	80.00	3242
42.10	573	57.05	3178	68.10	465	81.05	4118
44.05	169	57.95	157	69.00	52973	81.95	1248
45.15	299	58.60	78	70.05	257	82.20	44
47.00	142	60.00	113	73.00	573	83.05	2118
48.00	296	61.05	636	74.05	5522	84.00	579

Average of 2.857 to 2.868 min.: 3E62820.D\data.ms
dftpp
Modified:subtracted

m/z	abund.	m/z	abund.	m/z	abund.	m/z	abund.
85.00	1611	96.90	202	107.90	960	116.05	1034
86.00	1684	98.00	6074	108.05	2075	116.95	16238
87.00	571	99.05	4484	109.05	903	118.00	1533
87.85	261	100.10	450	110.00	32333	119.55	200
88.95	139	101.00	2513	111.00	4983	120.05	385
89.80	50	101.95	155	112.10	812	121.00	292
91.00	634	102.90	837	112.95	107	122.10	1377
92.05	1403	104.05	1810	114.05	191	123.05	2414
93.00	8200	105.05	1600	114.60	56	123.95	978
94.05	908	106.05	523	115.05	34	124.80	297
96.20	286	106.95	18320	115.80	336	125.00	427

Average of 2.857 to 2.868 min.: 3E62820.D\data.ms
dftpp
Modified:subtracted

m/z	abund.	m/z	abund.	m/z	abund.	m/z	abund.
125.30	206	135.80	219	146.00	557	154.10	668
127.00	65578	136.05	605	146.20	197	155.00	1856
127.95	4732	137.05	665	147.00	2130	155.90	517
129.00	27357	137.95	363	148.05	4225	156.10	2182
130.05	2521	139.10	326	148.95	930	156.95	276
131.00	545	140.05	364	150.00	217	157.90	878
131.85	56	140.95	3217	151.10	623	158.10	95
132.20	53	142.00	1371	151.85	357	159.00	515
133.15	185	142.90	819	152.20	108	159.20	101
134.00	683	144.05	272	153.00	1049	160.05	1323
135.00	1915	145.10	224	153.80	249	161.00	1744

Average of 2.857 to 2.868 min.: 3E62820.D\data.ms
dftpp
Modified:subtracted

m/z	abund.	m/z	abund.	m/z	abund.	m/z	abund.
161.70	175	170.90	293	179.95	3530	189.05	1396
161.90	345	171.95	647	181.05	1559	189.90	231
163.15	294	173.00	893	182.00	332	191.00	532
163.90	57	173.80	311	182.20	161	192.05	1528
165.10	1142	174.05	1057	182.95	269	193.05	1996
166.05	1156	174.95	2280	183.95	257	194.00	406
167.00	6327	176.05	766	184.90	554	195.10	127
168.00	3304	176.70	216	185.10	1885	195.90	2792
168.90	342	177.05	947	186.05	17867	196.10	1293
170.10	344	177.95	468	187.00	4882	198.00	119538
170.30	107	179.05	5203	188.00	305	199.00	8717

Average of 2.857 to 2.868 min.: 3E62820.D\data.ms
dftpp
Modified:subtracted

m/z	abund.	m/z	abund.	m/z	abund.	m/z	abund.
200.00	914	209.05	521	217.00	9527	227.05	8135
200.70	95	209.85	637	218.00	1189	228.05	1069
201.45	690	211.00	1507	219.10	151	228.95	1394
202.10	113	211.70	246	220.00	59	229.90	290

dftpp3e.M Sat Jul 05 13:11:38 2014 MS3E

202.30	93	212.30	75	221.05	6941	230.20	145
203.05	1154	212.90	347	221.70	160	230.60	163
204.05	4864	214.10	84	223.05	1947	230.90	469
205.05	8082	214.90	45	224.05	17280	231.10	224
206.05	32646	215.10	202	225.00	4457	231.70	86
207.00	4410	215.40	74	225.90	110	232.05	26
207.95	849	215.95	656	226.05	555	232.80	113

Average of 2.857 to 2.868 min.: 3E62820.D\data.ms
dftpp
Modified:subtracted

m/z	abund.	m/z	abund.	m/z	abund.	m/z	abund.
233.20	136	240.05	203	249.90	150	260.10	59
233.95	649	240.95	388	250.95	206	263.30	92
235.05	792	241.20	273	251.20	53	263.95	299
235.80	69	242.00	959	252.05	141	264.95	1897
236.05	437	243.05	728	252.70	88	266.05	150
236.60	123	244.05	13022	253.10	465	266.80	69
236.95	667	245.05	1863	255.05	73328	267.90	311
237.80	61	246.00	3004	256.05	10515	268.95	124
238.20	152	247.00	691	257.05	857	269.70	55
239.00	388	248.15	179	258.00	4934	270.10	52
239.80	68	248.95	575	258.95	721	270.60	65

Average of 2.857 to 2.868 min.: 3E62820.D\data.ms
dftpp
Modified:subtracted

m/z	abund.	m/z	abund.	m/z	abund.	m/z	abund.
271.05	174	282.00	349	293.05	754	307.95	171
271.75	200	283.00	471	293.95	114	309.30	111
273.05	2507	284.15	171	294.90	231	310.10	136
274.05	6378	284.50	128	296.05	10186	312.80	74
275.05	33253	285.00	534	296.90	245	313.20	87
276.10	4355	286.00	84	297.05	1205	313.90	561
277.00	3299	288.80	160	297.80	62	314.95	1304
277.90	441	289.15	118	300.90	66	315.90	256
278.70	57	290.00	138	301.95	227	316.15	199
279.10	58	291.00	115	303.05	1332	317.30	64
281.10	47	291.90	61	304.00	263	319.90	59

Average of 2.857 to 2.868 min.: 3E62820.D\data.ms
dftpp
Modified:subtracted

m/z	abund.	m/z	abund.	m/z	abund.	m/z	abund.
320.60	51	331.10	52	346.15	653	359.90	53
321.00	231	332.05	208	347.30	65	363.00	92
321.60	131	332.80	88	350.90	109	365.05	4600
322.10	152	333.30	334	351.95	637	366.05	719
323.10	3104	334.05	2025	352.35	491	366.90	66
324.10	591	335.05	625	353.05	775	369.70	61
325.10	84	340.10	76	353.80	122	370.00	76
326.20	68	341.00	371	354.00	1181	370.60	89
327.00	656	342.20	74	355.15	329	371.00	221
328.05	284	342.90	55	356.10	53	371.20	142
329.30	70	345.50	52	357.10	72	371.90	238

Average of 2.857 to 2.868 min.: 3E62820.D\data.ms
dftpp
Modified:subtracted

m/z	abund.	m/z	abund.	m/z	abund.	m/z	abund.
372.15	1706	401.10	151	424.05	955		
373.00	506	401.90	291	429.10	64		
377.10	151	402.10	498	429.40	52		
382.90	333	403.05	961	437.50	64		
383.40	50	404.10	307	438.30	106		
384.15	125	419.60	61	438.80	50		
387.40	63	420.30	54	439.50	90		
389.50	58	421.05	747	441.10	6575		
391.00	63	421.30	70	442.10	78965		
391.50	60	422.00	345	443.10	14827		
392.10	81	423.10	4883	444.05	1267		

Quantitation Report (Qedit)

Data Path : C:\msdchem\1\DATA\E3e2691\
Data File : 3E62820.D
Acq On : 3 Jul 2014 10:35 pm
Operator : ashleyd
Sample : dftpp
Misc : op75684,e3e2691
ALS Vial : 1 Sample Multiplier: 1

Quant Time: Jul 03 22:42:10 2014
Quant Method : C:\msdchem\1\METHODS\dftpp3e.M
Quant Title : Semi Volatile GC/MS,rtx-5msi 30m x .25mm x .25SatFri Jun 27 13:34:21 2014
QLast Update : Fri Jun 27 13:34:21 2014
Response via : Initial Calibration

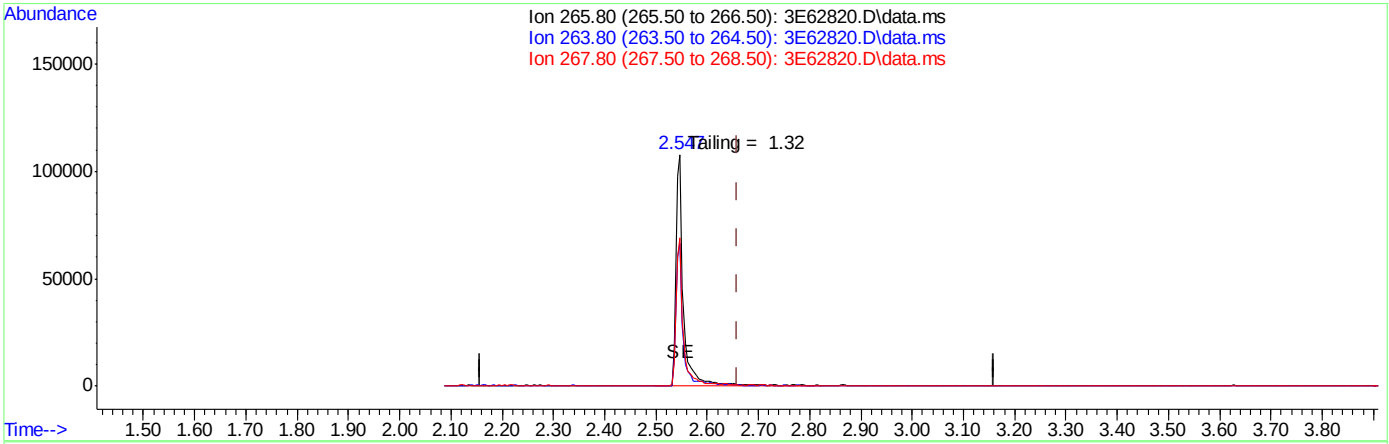

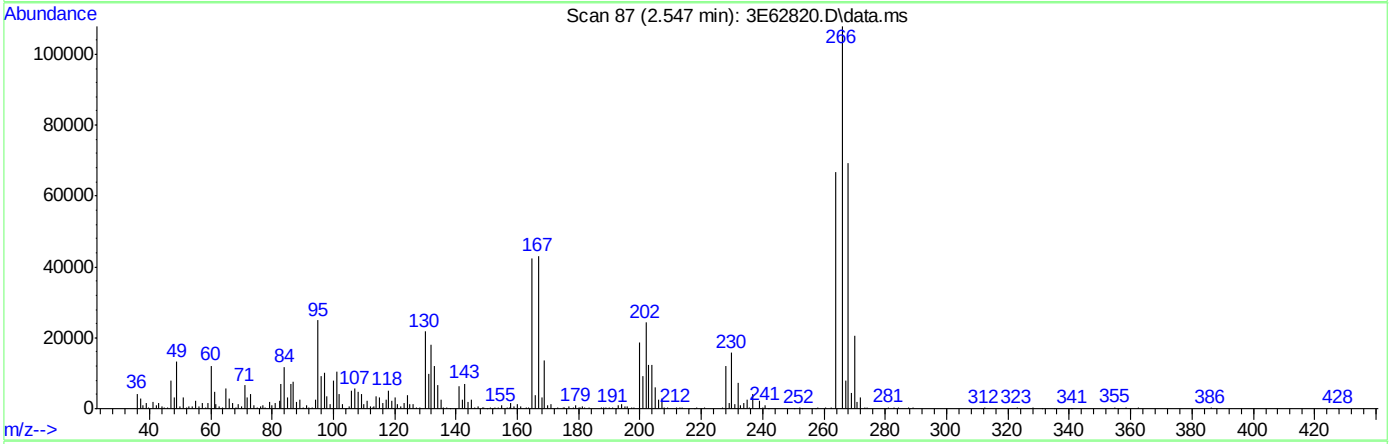

TIC: 3E62820.D\data.ms

(1) Pentachlorophenol (t)

2.547min (-0.113) 69.71ppb

response 108937

Ion	Exp%	Act%
265.80	100	100
263.80	62.20	61.49
267.80	64.70	64.19
0.00	0.00	0.00

Quantitation Report (Qedit)

Data Path : C:\msdchem\1\DATA\E3e2691\
Data File : 3E62820.D
Acq On : 3 Jul 2014 10:35 pm
Operator : ashleyd
Sample : dftpp
Misc : op75684,e3e2691
ALS Vial : 1 Sample Multiplier: 1

Quant Time: Jul 03 22:42:10 2014
Quant Method : C:\msdchem\1\METHODS\dftpp3e.M
Quant Title : Semi Volatile GC/MS,rtx-5msi 30m x .25mm x .25SatFri Jun 27 13:34:21 2014
QLast Update : Fri Jun 27 13:34:21 2014
Response via : Initial Calibration

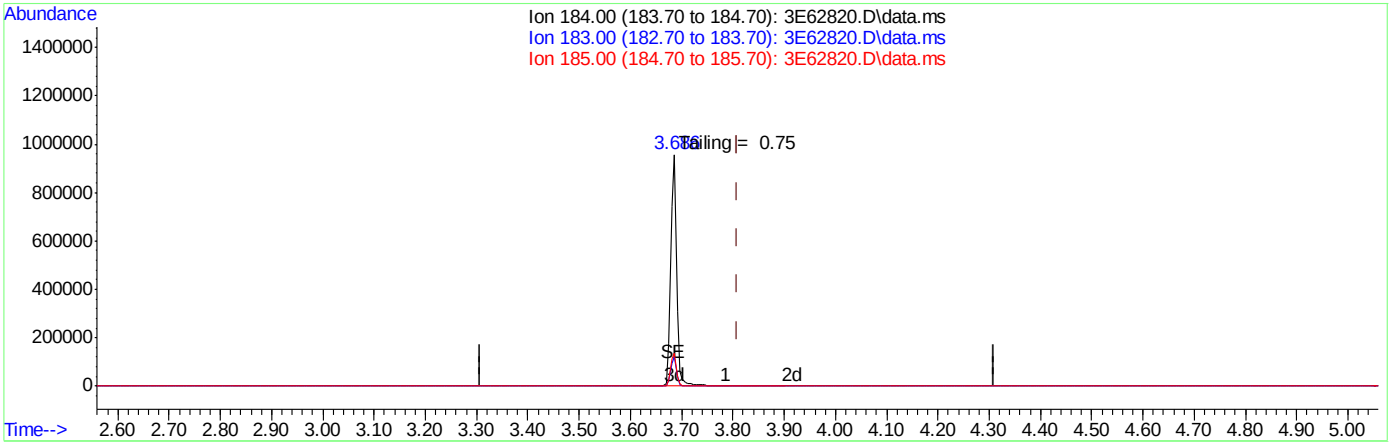

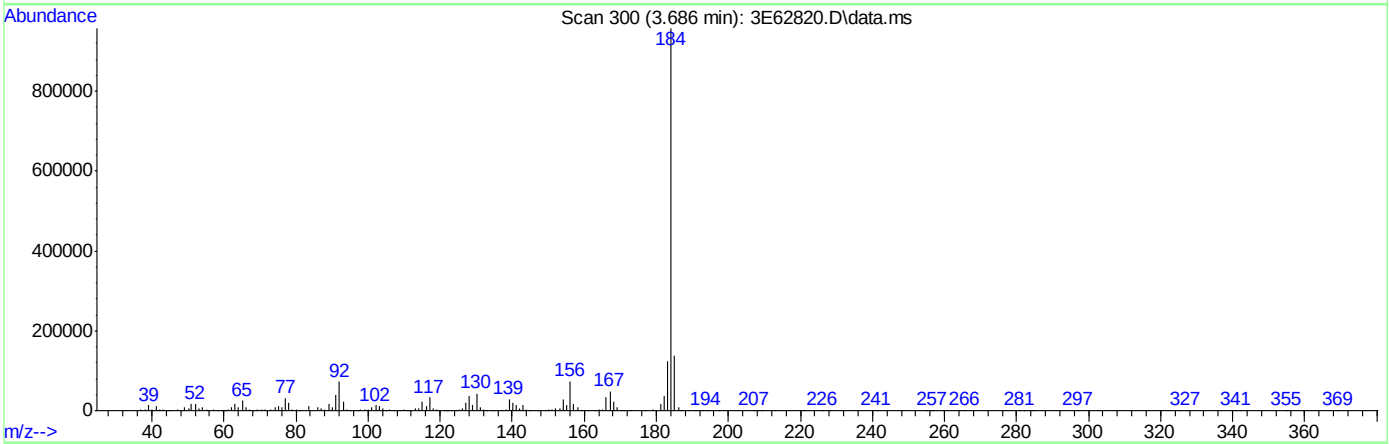

TIC: 3E62820.D\data.ms

(2) Benzidine (t)

3.686min (-0.123) 73.12ppb m

response 767859

Ion	Exp%	Act%
184.00	100	100
183.00	13.20	12.85
185.00	15.40	14.33
0.00	0.00	0.00

Quantitation Report (Qedit)

Data Path : C:\msdchem\1\DATA\E3e2691\
Data File : 3E62820.D
Acq On : 3 Jul 2014 10:35 pm
Operator : ashleyd
Sample : dftpp
Misc : op75684,e3e2691
ALS Vial : 1 Sample Multiplier: 1

Quant Time: Jul 03 22:42:10 2014
Quant Method : C:\msdchem\1\METHODS\dftpp3e.M
Quant Title : Semi Volatile GC/MS,rtx-5msi 30m x .25mm x .25SatFri Jun 27 13:34:21 2014
QLast Update : Fri Jun 27 13:34:21 2014
Response via : Initial Calibration

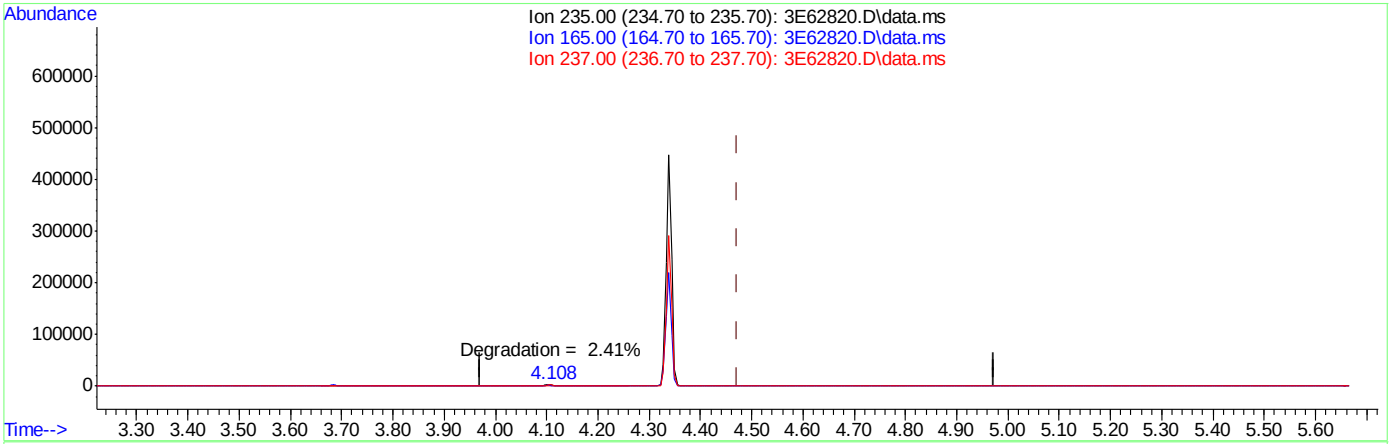

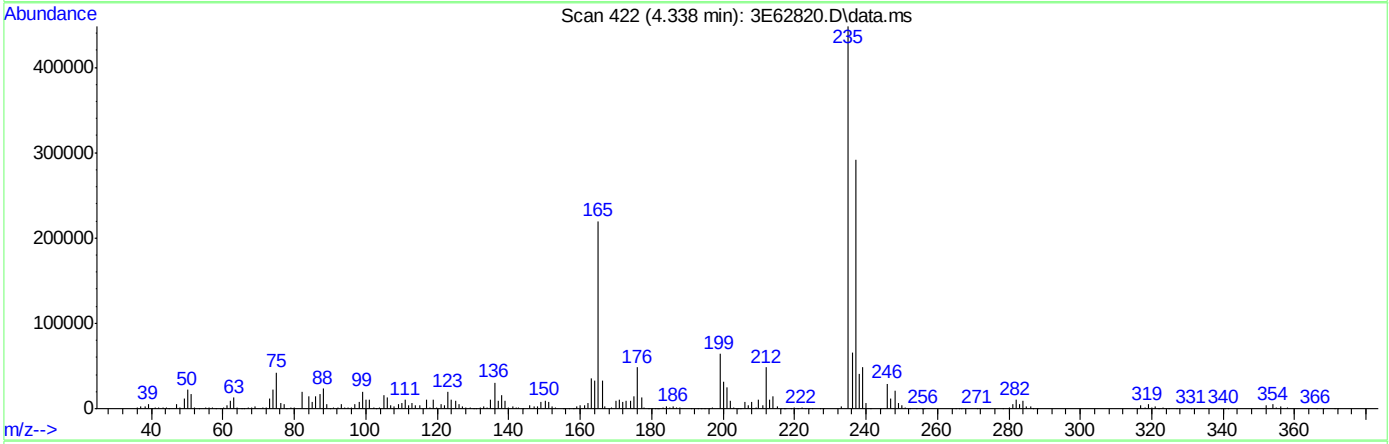

TIC: 3E62820.D\data.ms

(3) PP-DDT (t)

4.338min (-0.134) 78.83ppb

response 327280

Ion	Exp%	Act%
235.00	100	100
165.00	0.10	49.18#
237.00	0.10	63.35#
0.00	0.00	0.00

DFTPPR

Data Path : C:\msdchem\1\DATA\em4300\
Data File : m105035.D
Acq On : 12 Jun 2014 9:52 am
Operator : saumilp
Sample : DFTPP
Misc : op73826,em4300
ALS Vial : 1 Sample Multiplier: 1

Integration File: rteint.p

Method : C:\msdchem\1\METHODS\DFTPPm.M
Title : Semi Volatile Extractables by GC/MS rxi-5silms 30mFri Jun 07 07:24:58 2013
Last Update : Fri Jun 07 07:24:58 2013

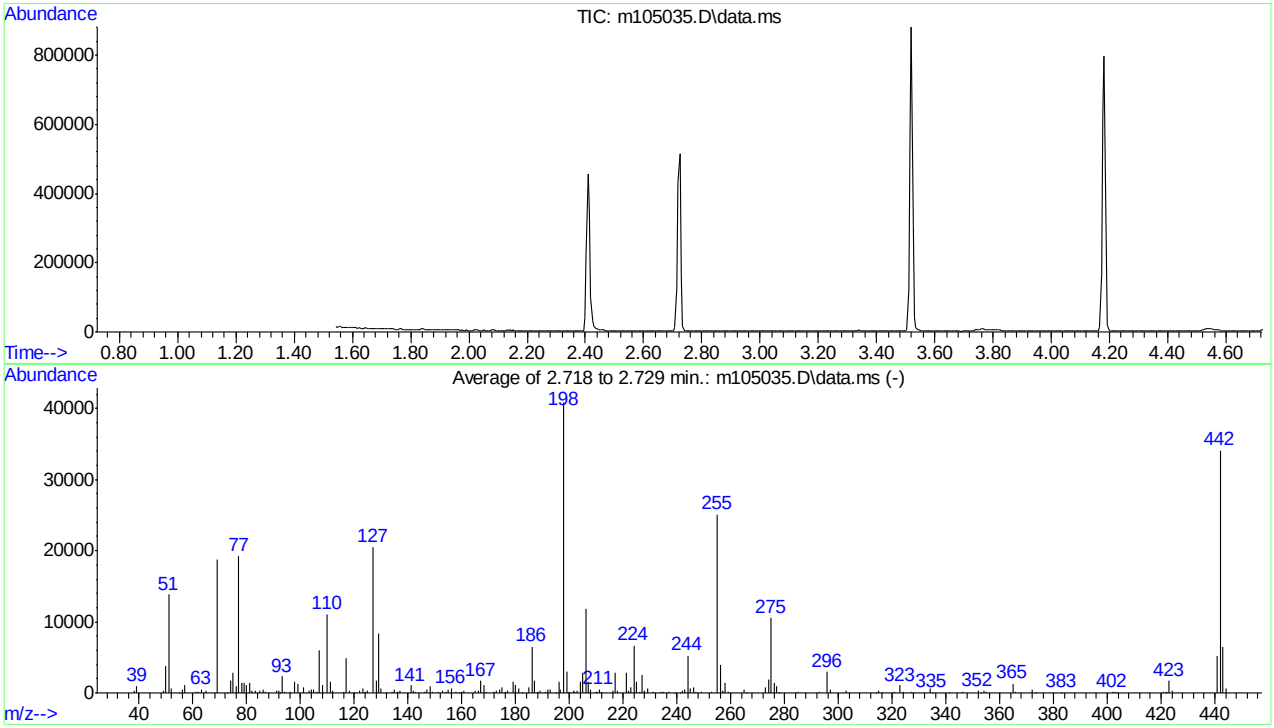

AutoFind: Scans 221, 222, 223; Background Corrected with Scan 216

Target Mass	Rel. to Mass	Lower Limit%	Upper Limit%	Rel. Abn%	Raw Abn	Result Pass/Fail
51	198	30	60	33.8	13811	PASS
68	69	0.00	2	0.0	0	PASS
69	198	0.00	100	45.8	18716	PASS
70	69	0.00	2	0.0	0	PASS
127	198	40	60	50.3	20549	PASS
197	198	0.00	1	0.0	0	PASS
198	198	100	100	100.0	40824	PASS
199	198	5	9	7.4	3002	PASS
275	198	10	30	25.8	10521	PASS
365	198	1	100	3.3	1331	PASS
441	443	0.10	100	79.5	5152	PASS
442	198	40	100	83.5	34101	PASS
443	442	17	23	19.0	6479	PASS

Average of 2.718 to 2.729 min.: m105035.D\data.ms
DFTPP
Modified:subtracted

m/z	abund.	m/z	abund.	m/z	abund.	m/z	abund.
37.95	243	63.00	526	80.95	1421	95.95	145
39.00	990	65.00	249	82.00	295	97.90	1618
49.00	244	68.95	18716	83.00	305	99.00	1241
50.00	3826	72.80	69	84.90	347	101.00	765
50.95	13811	74.00	1812	85.90	428	103.00	277
52.00	575	75.00	2789	87.00	114	103.90	428
55.00	76	76.05	960	90.95	266	104.90	425
55.95	430	77.00	19288	91.95	358	106.00	130
57.00	1092	78.00	1359	92.30	76	107.00	5967
61.00	172	78.95	1447	93.00	2348	108.00	1083
61.90	203	79.95	1048	94.00	112	110.00	11114

Average of 2.718 to 2.729 min.: m105035.D\data.ms
DFTPP
Modified:subtracted

m/z	abund.	m/z	abund.	m/z	abund.	m/z	abund.
111.00	1528	128.00	1747	142.95	175	159.00	81
111.95	277	129.00	8382	145.90	183	159.90	229
115.90	154	130.00	711	146.95	456	160.90	390
116.95	4841	131.80	77	148.00	899	164.90	369
118.00	326	133.95	173	148.95	194	166.00	356
119.90	80	134.95	536	151.00	84	167.00	1733
122.00	375	135.80	72	152.90	282	168.00	1075
123.00	676	136.00	92	153.90	183	168.90	85
123.95	206	136.95	251	155.00	517	171.95	146
124.90	253	140.95	1086	156.00	649	172.90	272
127.00	20549	141.90	310	157.90	207	174.00	420

Average of 2.718 to 2.729 min.: m105035.D\data.ms
DFTPP
Modified:subtracted

m/z	abund.	m/z	abund.	m/z	abund.	m/z	abund.
175.00	824	188.90	329	201.80	86	215.95	379
176.10	194	190.95	155	202.95	264	216.90	2793
176.90	389	192.00	464	204.00	1653	217.95	387
178.95	1627	193.00	509	205.00	2799	221.00	2796
180.00	1032	195.00	80	206.00	11894	221.95	298
180.95	691	196.00	1564	207.00	1525	222.95	794
182.20	70	196.60	521	207.90	412	224.00	6625
185.00	801	197.90	40824	210.05	168	225.00	1622
186.00	6462	198.90	3002	210.50	125	226.05	175
187.00	1733	199.90	91	211.00	527	227.00	2576
188.00	204	201.35	246	212.00	93	227.95	283

Average of 2.718 to 2.729 min.: m105035.D\data.ms
DFTPP
Modified:subtracted

m/z	abund.	m/z	abund.	m/z	abund.	m/z	abund.
228.95	575	245.95	850	273.00	811	314.00	72
230.95	191	246.90	106	274.00	1913	314.90	387
233.90	147	249.00	116	275.00	10521	316.00	79
234.90	95	252.90	84	276.00	1411	320.90	90
237.00	129	255.00	25128	277.00	918	323.00	1052
239.00	77	256.00	3994	278.00	67	324.00	182
241.00	83	256.95	291	284.90	86	326.90	203
241.95	264	258.00	1397	292.85	160	327.90	67
242.95	463	258.90	160	295.95	2955	334.00	651
244.00	5265	264.95	475	297.00	468	334.90	70
245.00	695	265.80	76	303.00	388	341.00	68

Average of 2.718 to 2.729 min.: m105035.D\data.ms
DFTPP
Modified:subtracted

m/z	abund.	m/z	abund.	m/z	abund.	m/z	abund.
346.00	116	403.00	126				
352.00	303	403.90	69				
353.00	67	420.95	155				
353.95	251	421.80	67				

DFTPPm.M Thu Jun 12 12:27:17 2014 MSM

355.10	86	421.95	218
364.95	1331	423.00	1697
365.90	139	423.95	357
372.00	457	441.00	5152
373.10	78	442.00	34101
383.00	74	443.00	6479
402.00	129	444.00	582

Quantitation Report (Qedit)

Data Path : C:\msdchem\1\DATA\em4300\
Data File : m105035.D
Acq On : 12 Jun 2014 9:52 am
Operator : saumilp
Sample : DFTPP
Misc : op73826,em4300
ALS Vial : 1 Sample Multiplier: 1

Quant Time: Jun 12 12:26:37 2014
Quant Method : C:\msdchem\1\METHODS\DFTPPm.M
Quant Title : Semi Volatile Extractables by GC/MS rxi-5silms 30mFri Jun 07 07:24:58 2013
QLast Update : Fri Jun 07 07:24:58 2013
Response via : Initial Calibration

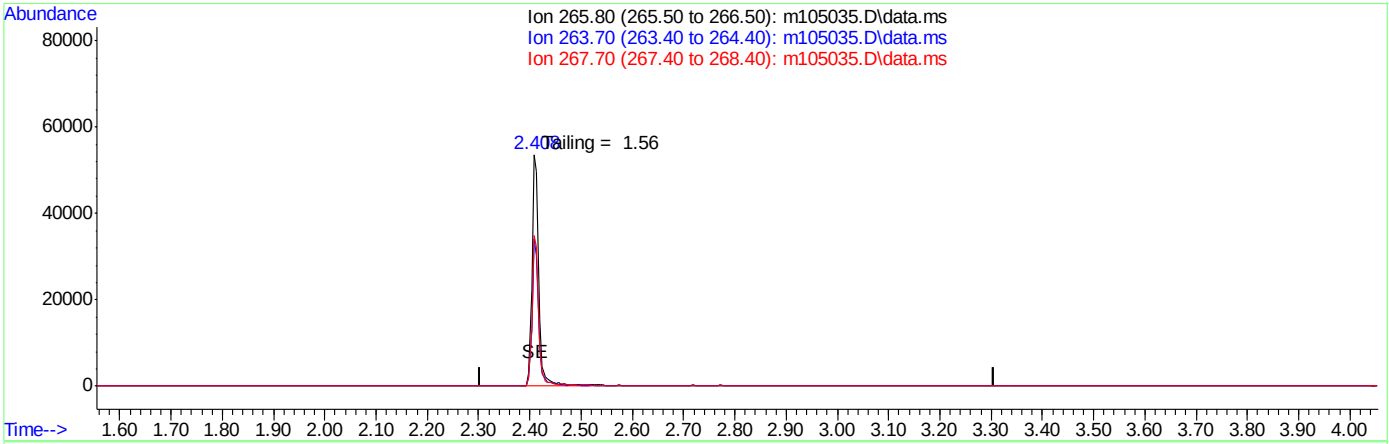

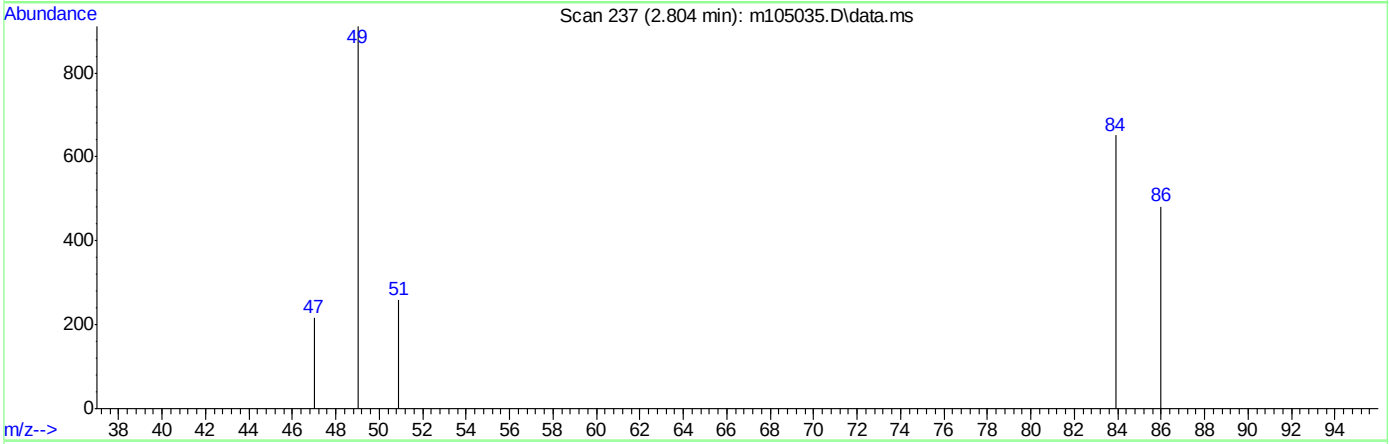

TIC: m105035.D\data.ms

(1) Pentachlorophenol (MC)

2.805min (-2.805) 0.00ng

response 0

Ion	Exp%	Act%
265.80	100	0.00
263.70	64.70	0.00#
267.70	64.60	0.00#
0.00	0.00	0.00

Quantitation Report (Qedit)

Data Path : C:\msdchem\1\DATA\em4300\
Data File : m105035.D
Acq On : 12 Jun 2014 9:52 am
Operator : saumilp
Sample : DFTPP
Misc : op73826,em4300
ALS Vial : 1 Sample Multiplier: 1

Quant Time: Jun 12 12:26:37 2014
Quant Method : C:\msdchem\1\METHODS\DFTPPm.M
Quant Title : Semi Volatile Extractables by GC/MS rxi-5silms 30mFri Jun 07 07:24:58 2013
QLast Update : Fri Jun 07 07:24:58 2013
Response via : Initial Calibration

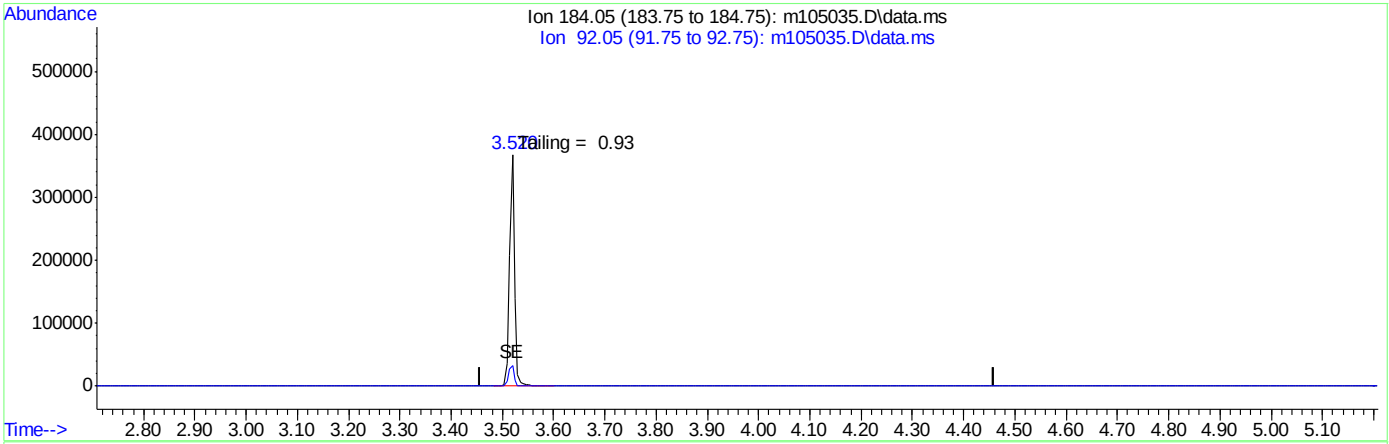

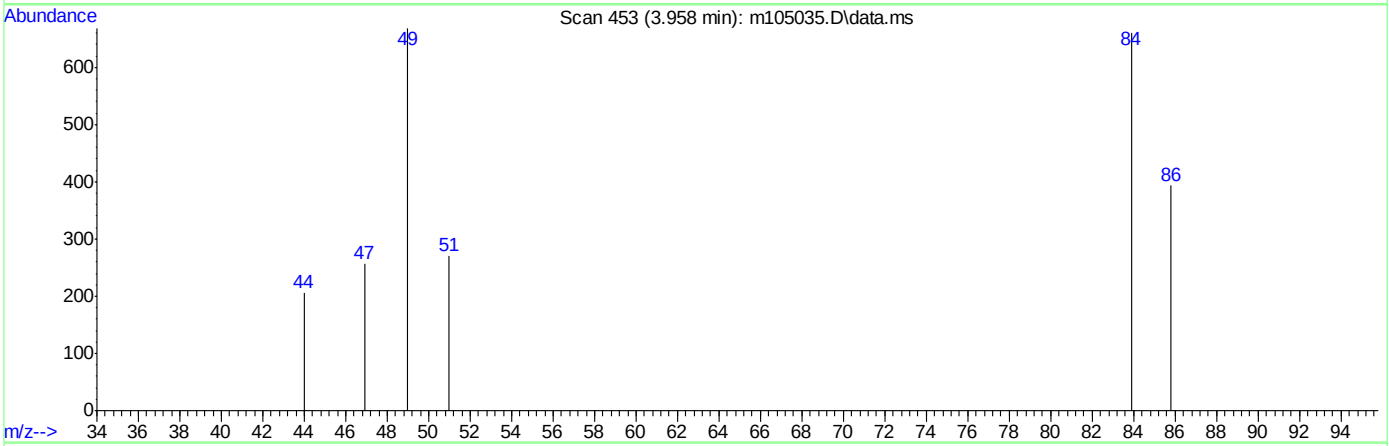

TIC: m105035.D\data.ms

(2) Benzidine (M)

3.959min (-3.959) 0.00ng

response 0

Ion	Exp%	Act%
184.05	100	0.00
92.05	11.60	0.00#
0.00	0.00	0.00
0.00	0.00	0.00

Quantitation Report (Qedit)

Data Path : C:\msdchem\1\DATA\em4300\
Data File : m105035.D
Acq On : 12 Jun 2014 9:52 am
Operator : saumilp
Sample : DFTPP
Misc : op73826,em4300
ALS Vial : 1 Sample Multiplier: 1

Quant Time: Jun 12 12:26:37 2014
Quant Method : C:\msdchem\1\METHODS\DFTPPm.M
Quant Title : Semi Volatile Extractables by GC/MS rxi-5silms 30mFri Jun 07 07:24:58 2013
QLast Update : Fri Jun 07 07:24:58 2013
Response via : Initial Calibration

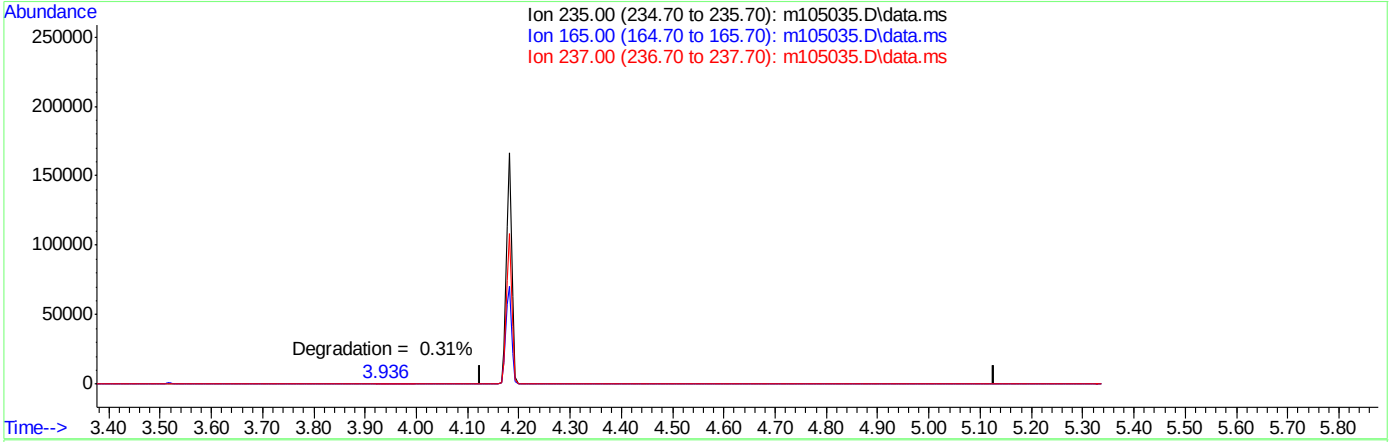

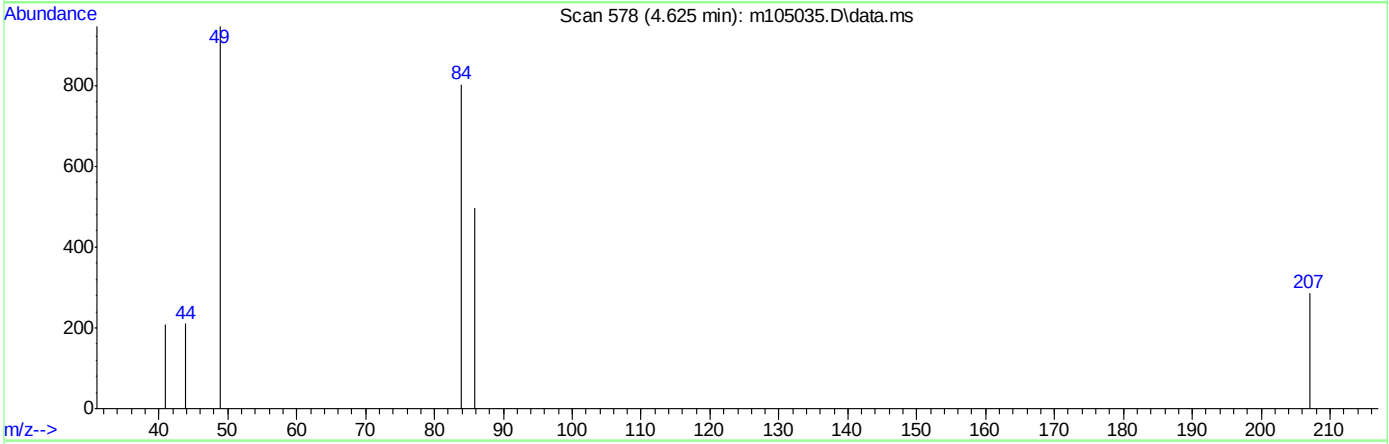

TIC: m105035.D\data.ms

(3) PP-DDT (MC)

4.627min (-4.627) 0.00ppb

response 0

Ion	Exp%	Act%
235.00	100	0.00
165.00	58.00	0.00#
237.00	62.20	0.00#
0.00	0.00	0.00

DFTPPR

Data Path : C:\msdchem\1\DATA\em4301\
Data File : m105045.D
Acq On : 12 Jun 2014 2:35 pm
Operator : saumilp
Sample : DFTPP
Misc : op73826,em4301
ALS Vial : 1 Sample Multiplier: 1

Integration File: rteint.p

Method : C:\msdchem\1\METHODS\DFTPPm.M
Title : Semi Volatile Extractables by GC/MS rxi-5silms 30mFri Jun 07 07:24:58 2013
Last Update : Fri Jun 07 07:24:58 2013

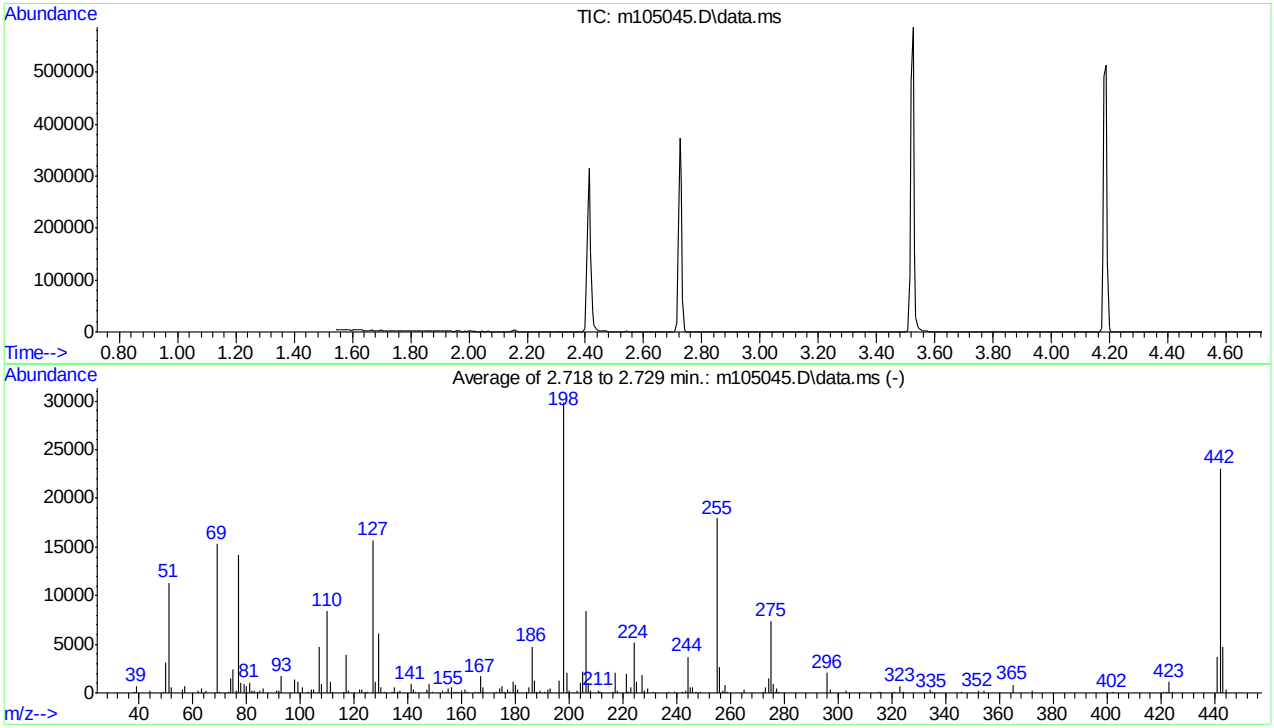

AutoFind: Scans 221, 222, 223; Background Corrected with Scan 217

Target Mass	Rel. to Mass	Lower Limit%	Upper Limit%	Rel. Abn%	Raw Abn	Result Pass/Fail
51	198	30	60	37.9	11315	PASS
68	69	0.00	2	0.0	0	PASS
69	198	0.00	100	51.2	15288	PASS
70	69	0.00	2	0.5	78	PASS
127	198	40	60	52.6	15691	PASS
197	198	0.00	1	0.0	0	PASS
198	198	100	100	100.0	29848	PASS
199	198	5	9	6.9	2069	PASS
275	198	10	30	24.8	7401	PASS
365	198	1	100	2.9	852	PASS
441	443	0.10	100	79.1	3697	PASS
442	198	40	100	77.4	23090	PASS
443	442	17	23	20.2	4672	PASS

Average of 2.718 to 2.729 min.: m105045.D\data.ms
DFTPP
Modified:subtracted

m/z	abund.	m/z	abund.	m/z	abund.	m/z	abund.
38.00	149	65.00	197	80.95	1078	100.90	528
38.95	705	68.95	15288	81.90	282	103.00	104
44.00	177	69.90	78	82.95	248	103.85	370
48.90	174	73.00	78	83.90	138	105.00	377
50.00	3102	74.00	1523	84.95	290	107.00	4755
51.00	11315	75.00	2394	85.95	448	108.00	889
52.00	582	76.00	187	91.00	182	110.00	8435
55.95	403	77.00	14119	92.00	285	110.95	1189
56.95	737	78.00	1032	93.00	1761	111.80	70
61.95	193	78.95	948	97.95	1357	116.00	106
63.00	463	79.90	693	99.00	1119	117.00	3905

Average of 2.718 to 2.729 min.: m105045.D\data.ms
DFTPP
Modified:subtracted

m/z	abund.	m/z	abund.	m/z	abund.	m/z	abund.
118.00	194	135.00	525	154.00	82	167.00	1711
121.95	365	136.00	69	154.95	425	167.80	155
122.95	380	136.95	187	156.00	550	168.00	623
123.90	90	140.95	903	156.90	69	172.90	127
124.90	104	141.95	358	158.00	91	173.95	473
127.00	15691	142.90	85	158.70	69	175.00	639
127.95	1174	146.80	82	159.95	187	175.95	170
129.00	6135	147.00	349	161.00	316	176.85	347
129.95	637	147.95	876	162.00	77	177.90	76
131.00	115	148.90	84	164.95	146	178.90	1160
133.90	76	152.95	218	166.00	109	179.95	762

Average of 2.718 to 2.729 min.: m105045.D\data.ms
DFTPP
Modified:subtracted

m/z	abund.	m/z	abund.	m/z	abund.	m/z	abund.
180.95	361	197.90	29848	211.20	113	227.00	1872
184.00	75	198.90	2069	211.50	86	227.95	229
184.95	588	199.95	184	216.00	83	228.95	450
186.00	4780	202.95	214	216.95	2043	231.00	121
187.00	1243	204.00	1057	217.90	289	236.90	76
188.00	68	205.00	2155	221.00	1991	239.00	68
188.90	247	206.00	8455	221.70	117	242.00	112
190.90	87	207.00	1096	222.00	113	243.10	243
191.95	402	207.95	202	223.00	548	244.00	3692
192.95	446	210.60	93	224.00	5165	245.00	526
196.00	1293	210.95	256	225.00	1169	245.95	603

Average of 2.718 to 2.729 min.: m105045.D\data.ms
DFTPP
Modified:subtracted

m/z	abund.	m/z	abund.	m/z	abund.	m/z	abund.
246.90	69	275.00	7401	322.95	709	421.90	86
248.90	148	276.00	951	324.00	158	423.00	1100
255.00	17929	276.80	67	333.95	359	424.10	150
255.95	2602	276.95	493	334.90	77	441.00	3697
256.95	223	277.90	68	345.90	90	442.00	23090
257.90	842	296.00	2045	351.95	191	443.00	4672
258.80	89	296.95	368	354.00	186	444.05	366
264.95	334	302.90	240	364.95	852		
271.90	67	314.95	150	371.95	279		
272.95	628	315.90	66	402.00	111		
274.05	1476	321.00	68	420.95	169		

Quantitation Report (Qedit)

Data Path : C:\msdchem\1\DATA\em4301\
Data File : m105045.D
Acq On : 12 Jun 2014 2:35 pm
Operator : saumilp
Sample : DFTPP
Misc : op73826,em4301
ALS Vial : 1 Sample Multiplier: 1

Quant Time: Jun 12 14:42:32 2014
Quant Method : C:\msdchem\1\METHODS\DFTPPm.M
Quant Title : Semi Volatile Extractables by GC/MS rxi-5silms 30mFri Jun 07 07:24:58 2013
QLast Update : Fri Jun 07 07:24:58 2013
Response via : Initial Calibration

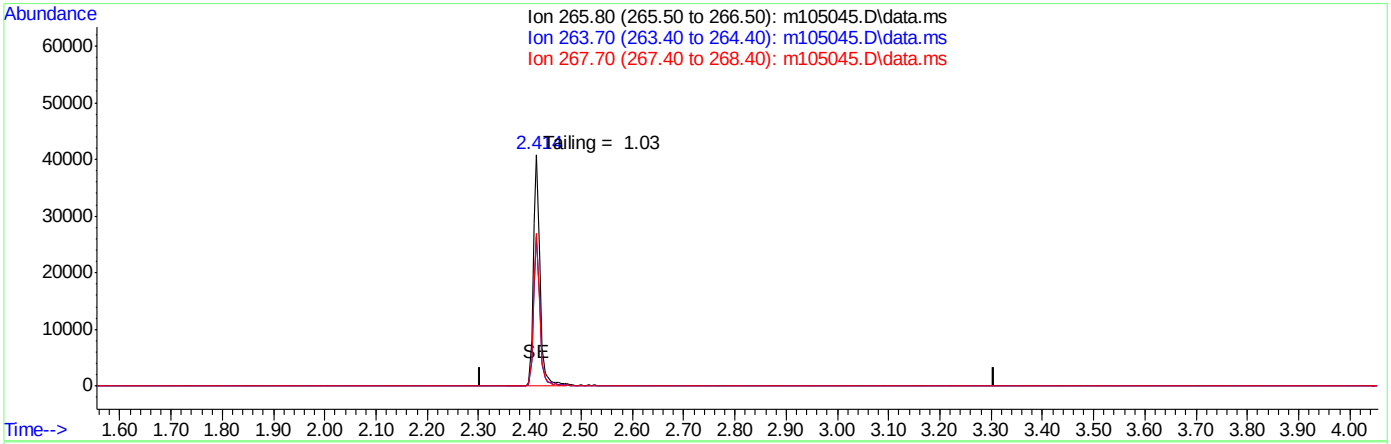

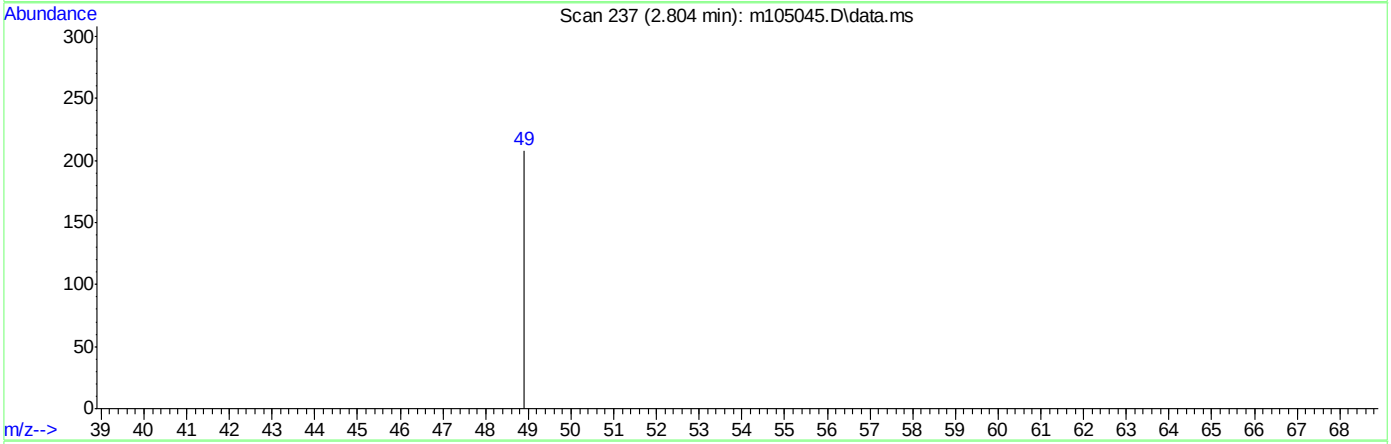

TIC: m105045.D\data.ms

(1) Pentachlorophenol (MC)

2.805min (-2.805) 0.00ng

response 0

Ion	Exp%	Act%
265.80	100	0.00
263.70	64.70	0.00#
267.70	64.60	0.00#
0.00	0.00	0.00

9.5.7.1

9

Quantitation Report (Qedit)

Data Path : C:\msdchem\1\DATA\em4301\
Data File : m105045.D
Acq On : 12 Jun 2014 2:35 pm
Operator : saumilp
Sample : DFTPP
Misc : op73826,em4301
ALS Vial : 1 Sample Multiplier: 1

Quant Time: Jun 12 14:42:32 2014
Quant Method : C:\msdchem\1\METHODS\DFTPPm.M
Quant Title : Semi Volatile Extractables by GC/MS rxi-5silms 30mFri Jun 07 07:24:58 2013
QLast Update : Fri Jun 07 07:24:58 2013
Response via : Initial Calibration

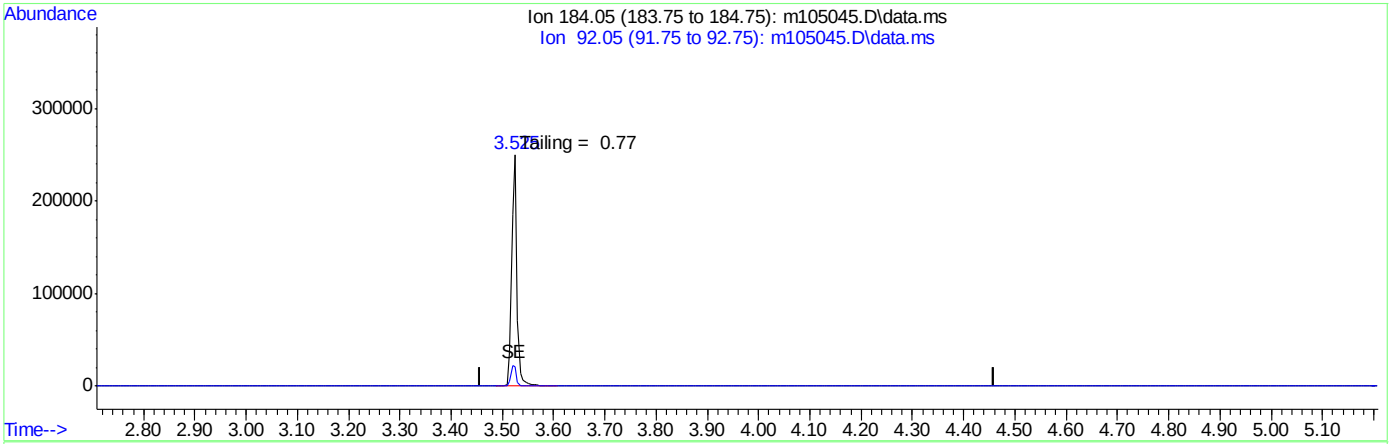

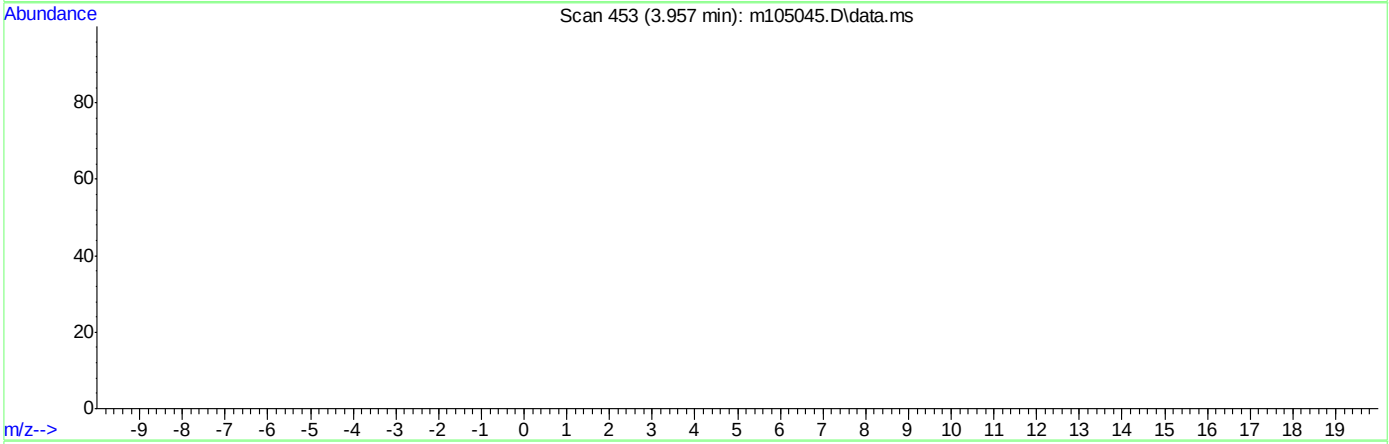

TIC: m105045.D\data.ms

(2) Benzidine (M)

3.959min (-3.959) 0.00ng

response 0

Ion	Exp%	Act%
184.05	100	0.00
92.05	11.60	0.00#
0.00	0.00	0.00
0.00	0.00	0.00

Quantitation Report (Qedit)

Data Path : C:\msdchem\1\DATA\em4301\
Data File : m105045.D
Acq On : 12 Jun 2014 2:35 pm
Operator : saumilp
Sample : DFTPP
Misc : op73826,em4301
ALS Vial : 1 Sample Multiplier: 1

Quant Time: Jun 12 14:42:32 2014
Quant Method : C:\msdchem\1\METHODS\DFTPPm.M
Quant Title : Semi Volatile Extractables by GC/MS rxi-5silms 30mFri Jun 07 07:24:58 2013
QLast Update : Fri Jun 07 07:24:58 2013
Response via : Initial Calibration

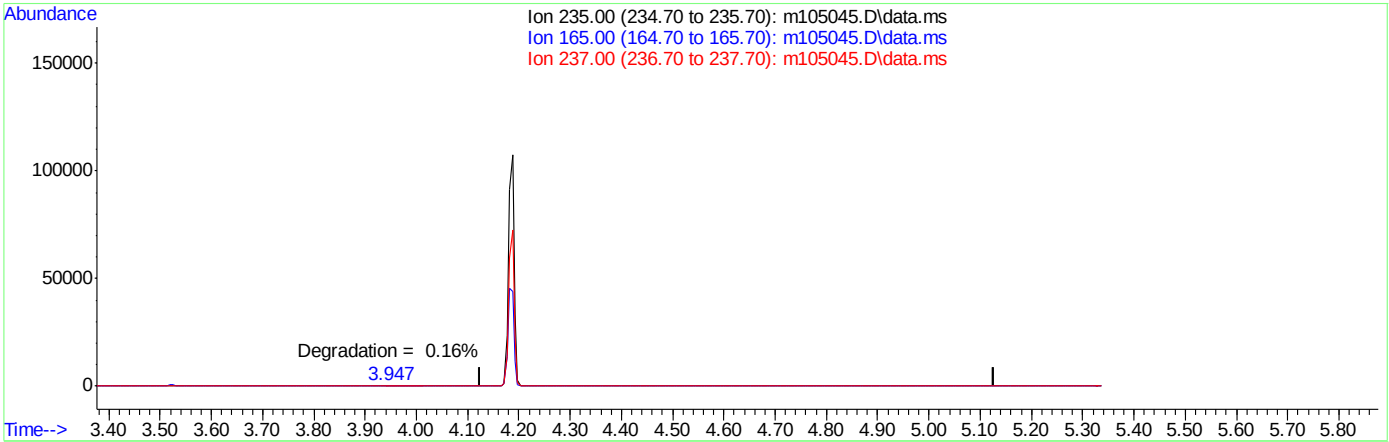

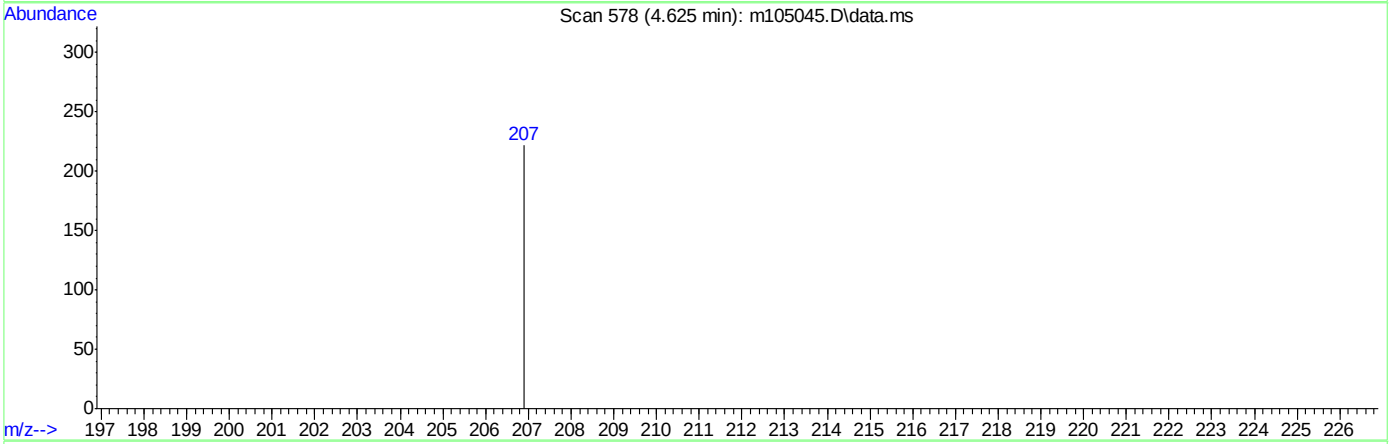

TIC: m105045.D\data.ms

(3) PP-DDT (MC)

4.627min (-4.627) 0.00ppb

response 0

Ion	Exp%	Act%
235.00	100	0.00
165.00	58.00	0.00#
237.00	62.20	0.00#
0.00	0.00	0.00

ACCUTEST LABORATORIES JB70128

DFTPPR

```
Data Path : C:\msdchem\1\DATA\em4302\
Data File : m105063.D
Acq On    : 13 Jun 2014   9:39 am
Operator  : saumilp
Sample    : DFTPP
Misc      : op73826,em4302
ALS Vial  : 1   Sample Multiplier: 1

Integration File: rteint.p

Method    : C:\msdchem\1\METHODS\DFTPPm.M
Title     : Semi Volatile Extractables by GC/MS rxi-5silms 30mFri Jun 07 07:24:58 2013
Last Update  : Fri Jun 07 07:24:58 2013
```

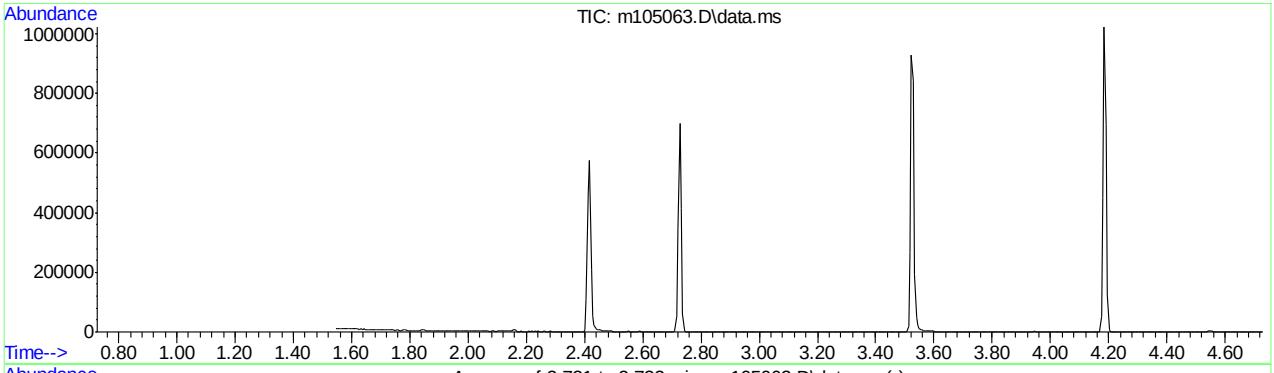

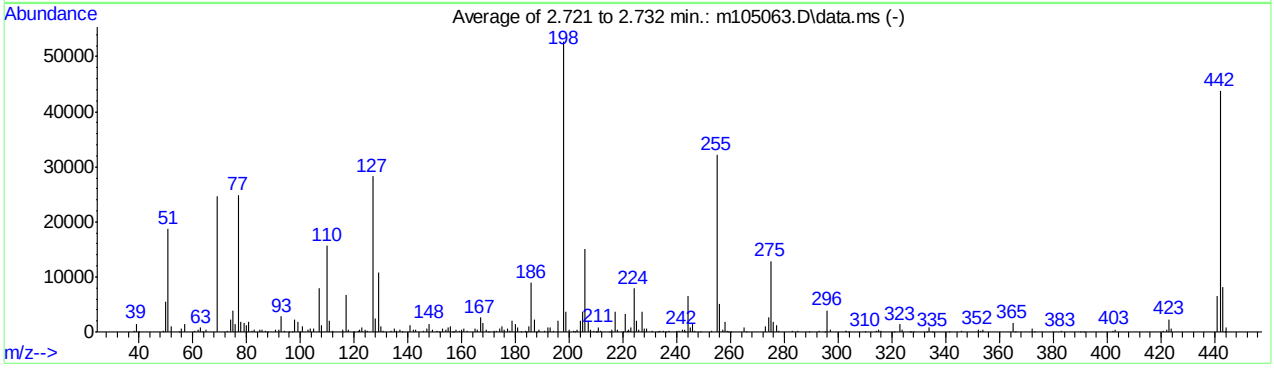

AutoFind: Scans 221, 222, 223; Background Corrected with Scan 217

Target Mass	Rel. to Mass	Lower Limit%	Upper Limit%	Rel. Abn%	Raw Abn	Result Pass/Fail
51	198	30	60	35.4	18660	PASS
68	69	0.00	2	0.0	0	PASS
69	198	0.00	100	46.8	24667	PASS
70	69	0.00	2	0.0	0	PASS
127	198	40	60	53.6	28253	PASS
197	198	0.00	1	0.0	0	PASS
198	198	100	100	100.0	52752	PASS
199	198	5	9	6.9	3640	PASS
275	198	10	30	24.4	12891	PASS
365	198	1	100	3.0	1571	PASS
441	443	0.10	100	79.1	6430	PASS
442	198	40	100	82.9	43745	PASS
443	442	17	23	18.6	8125	PASS

Average of 2.721 to 2.732 min.: m105063.D\data.ms
DFTPP
Modified:subtracted

m/z	abund.	m/z	abund.	m/z	abund.	m/z	abund.
38.10	296	61.90	383	79.00	1670	93.00	2774
39.00	1490	62.95	773	79.95	1297	94.00	279
40.00	72	63.90	69	80.95	1877	96.00	82
49.00	179	65.00	441	81.95	291	97.20	81
50.00	5431	69.00	24667	82.95	464	98.00	2196
51.00	18660	73.05	199	84.95	337	99.00	1933
52.00	940	74.00	2337	85.95	396	100.10	66
55.00	67	75.00	3834	87.00	191	101.00	940
55.95	607	76.00	1492	88.00	77	102.80	331
57.00	1494	77.00	24849	90.95	443	103.90	715
60.90	162	78.00	1938	91.95	490	105.00	541

Average of 2.721 to 2.732 min.: m105063.D\data.ms
DFTPP
Modified:subtracted

m/z	abund.	m/z	abund.	m/z	abund.	m/z	abund.
107.00	7994	122.95	729	137.00	361	153.00	521
107.95	1306	123.95	359	137.90	87	154.05	391
110.00	15649	124.95	256	141.00	1252	155.00	740
110.95	2096	127.00	28253	142.00	442	156.00	1039
111.90	197	128.00	2363	142.75	363	156.80	105
116.00	350	129.00	10706	146.00	110	157.10	85
117.00	6703	130.00	1091	147.00	595	158.00	395
117.90	478	130.90	148	147.95	1506	158.95	280
120.00	68	133.85	273	149.00	396	159.95	467
121.80	166	135.00	586	151.00	186	161.00	624
122.00	458	135.95	306	151.70	73	161.95	189

Average of 2.721 to 2.732 min.: m105063.D\data.ms
DFTPP
Modified:subtracted

m/z	abund.	m/z	abund.	m/z	abund.	m/z	abund.
164.95	525	176.95	530	187.80	97	201.90	90
166.00	456	177.75	167	188.90	462	202.95	409
166.95	2623	178.90	2021	190.95	233	204.00	2072
167.95	1654	179.95	1521	192.00	767	205.00	3654
168.95	333	180.95	749	192.95	857	206.00	14981
169.90	73	181.90	89	193.95	244	207.00	2028
171.90	119	183.85	198	196.00	2039	207.90	476
172.95	261	184.30	81	197.95	52752	209.00	122
173.95	644	185.05	991	198.90	3640	210.00	97
175.00	1052	186.00	8897	199.90	325	210.30	89
175.95	386	187.00	2333	201.45	296	210.85	874

Average of 2.721 to 2.732 min.: m105063.D\data.ms
DFTPP
Modified:subtracted

m/z	abund.	m/z	abund.	m/z	abund.	m/z	abund.
211.60	178	225.00	2080	240.00	160	255.00	32146
214.90	81	226.00	361	240.75	248	256.00	5187
216.00	425	226.95	3638	241.95	477	257.00	406
216.95	3667	227.95	593	242.80	87	257.95	1812
217.95	439	228.95	632	242.95	402	258.90	221
220.00	71	231.00	249	244.00	6498	259.10	79
221.00	3249	233.10	79	244.95	886	260.00	68
221.60	186	233.95	172	245.90	1337	265.00	768
222.05	379	235.00	138	246.85	191	265.90	97
222.95	896	235.90	82	248.90	84	273.00	1007
224.00	7883	237.00	244	252.95	240	274.00	2699

Average of 2.721 to 2.732 min.: m105063.D\data.ms
DFTPP
Modified:subtracted

m/z	abund.	m/z	abund.	m/z	abund.	m/z	abund.
275.00	12891	302.80	115	327.10	76	365.80	107
276.00	1749	303.05	241	327.80	72	372.00	694
277.00	1289	303.80	73	332.80	68	373.00	106
277.80	170	310.10	100	333.95	742	382.95	174

DFTPPm.M Fri Jun 13 10:21:28 2014 MSM

283.00	150	314.05	180	335.10	94	389.90	78
285.05	264	315.00	440	341.10	80	391.20	78
289.00	94	316.05	224	345.90	181	401.95	243
292.90	210	321.00	76	352.00	421	402.90	488
294.90	109	323.00	1357	353.00	226	420.85	294
295.95	3916	323.95	320	353.95	336	422.00	333
297.00	432	326.80	93	364.90	1571	423.00	2268

Average of 2.721 to 2.732 min.: m105063.D\data.ms
DFTPP
Modified:subtracted

m/z	abund.	m/z	abund.	m/z	abund.	m/z	abund.
423.95	542						
441.00	6430						
442.00	43745						
443.00	8125						
443.80	94						
444.05	842						

Quantitation Report (Qedit)

Data Path : C:\msdchem\1\DATA\em4302\
Data File : m105063.D
Acq On : 13 Jun 2014 9:39 am
Operator : saumilp
Sample : DFTPP
Misc : op73826,em4302
ALS Vial : 1 Sample Multiplier: 1

Quant Time: Jun 13 09:47:37 2014
Quant Method : C:\msdchem\1\METHODS\DFTPPm.M
Quant Title : Semi Volatile Extractables by GC/MS rxi-5silms 30mFri Jun 07 07:24:58 2013
QLast Update : Fri Jun 07 07:24:58 2013
Response via : Initial Calibration

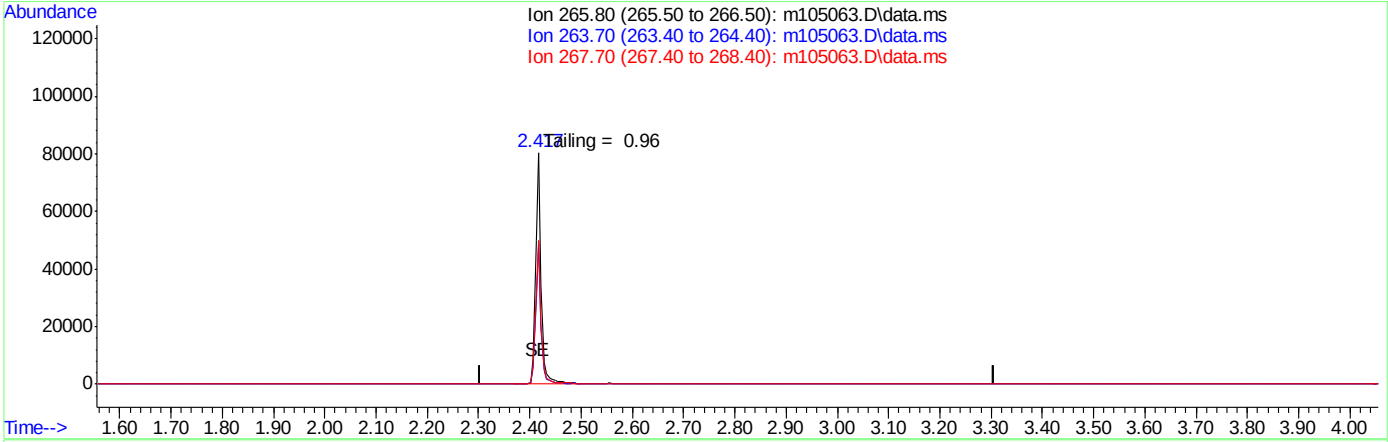

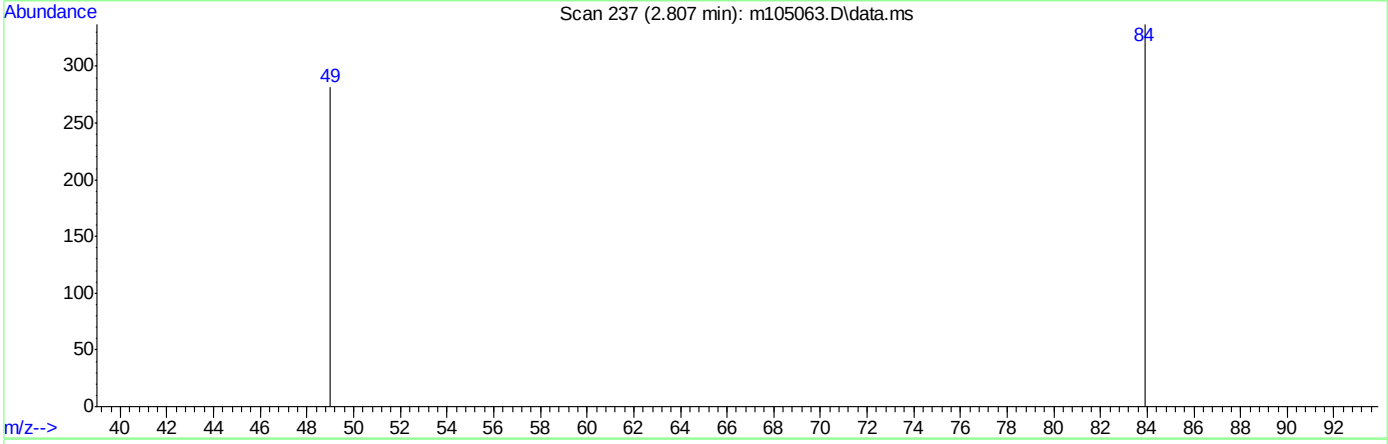

TIC: m105063.D\data.ms

(1) Pentachlorophenol (MC)

2.805min (-2.805) 0.00ng

response 0

Ion	Exp%	Act%
265.80	100	0.00
263.70	64.70	0.00#
267.70	64.60	0.00#
0.00	0.00	0.00

Quantitation Report (Qedit)

Data Path : C:\msdchem\1\DATA\em4302\
Data File : m105063.D
Acq On : 13 Jun 2014 9:39 am
Operator : saumilp
Sample : DFTPP
Misc : op73826,em4302
ALS Vial : 1 Sample Multiplier: 1

Quant Time: Jun 13 09:47:37 2014
Quant Method : C:\msdchem\1\METHODS\DFTPPm.M
Quant Title : Semi Volatile Extractables by GC/MS rxi-5silms 30mFri Jun 07 07:24:58 2013
QLast Update : Fri Jun 07 07:24:58 2013
Response via : Initial Calibration

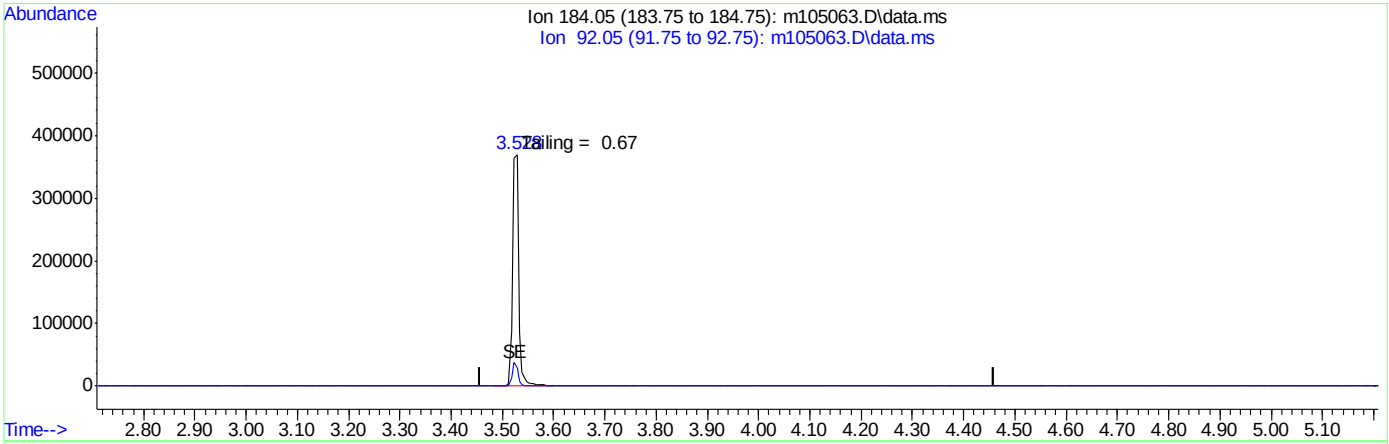

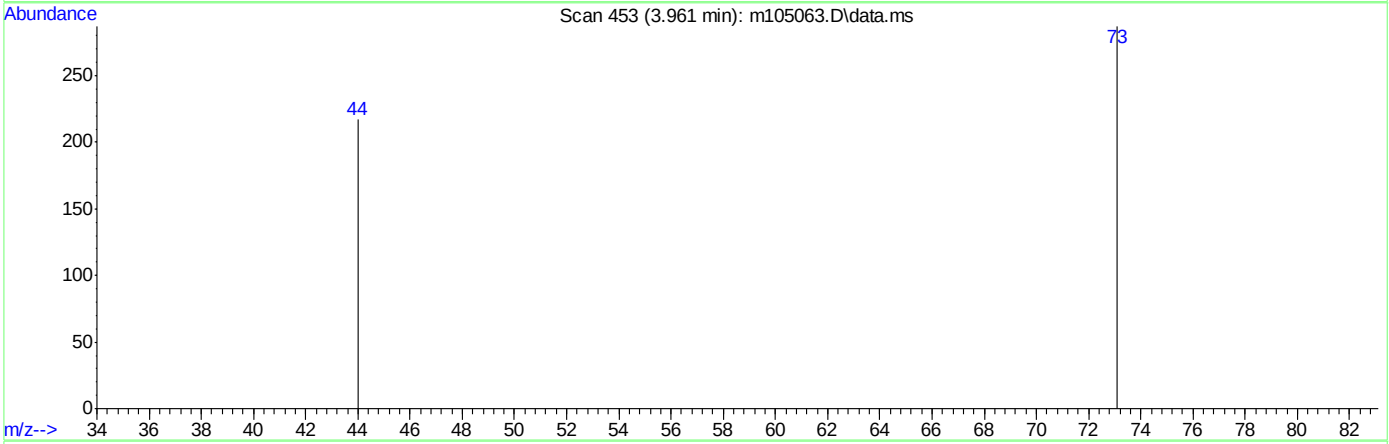

TIC: m105063.D\data.ms

(2) Benzidine (M)

3.959min (-3.959) 0.00ng

response 0

Ion	Exp%	Act%
184.05	100	0.00
92.05	11.60	0.00#
0.00	0.00	0.00
0.00	0.00	0.00

Quantitation Report (Qedit)

Data Path : C:\msdchem\1\DATA\em4302\
Data File : m105063.D
Acq On : 13 Jun 2014 9:39 am
Operator : saumilp
Sample : DFTPP
Misc : op73826,em4302
ALS Vial : 1 Sample Multiplier: 1

Quant Time: Jun 13 09:47:37 2014
Quant Method : C:\msdchem\1\METHODS\DFTPPm.M
Quant Title : Semi Volatile Extractables by GC/MS rxi-5silms 30mFri Jun 07 07:24:58 2013
QLast Update : Fri Jun 07 07:24:58 2013
Response via : Initial Calibration

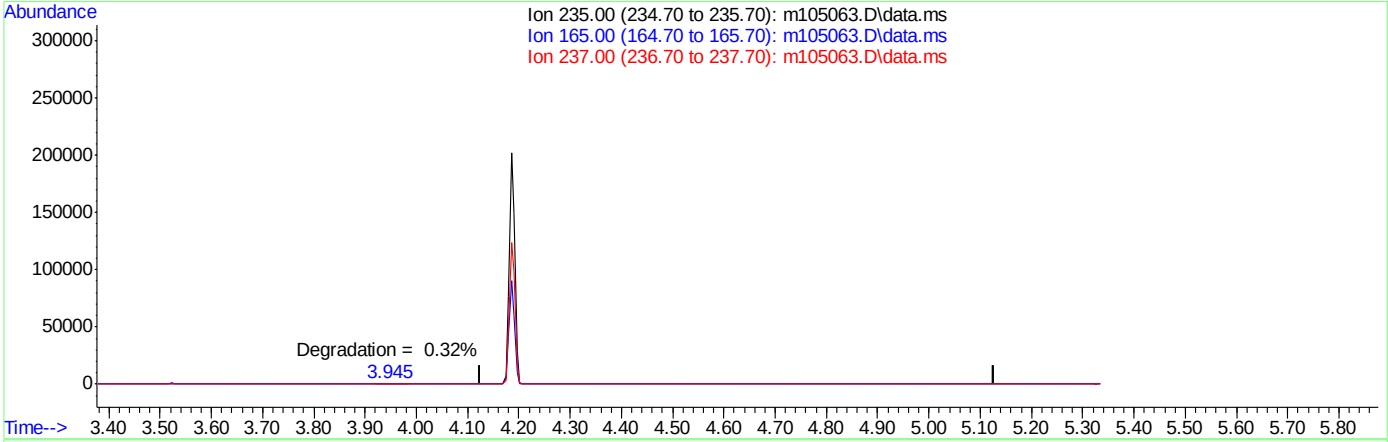

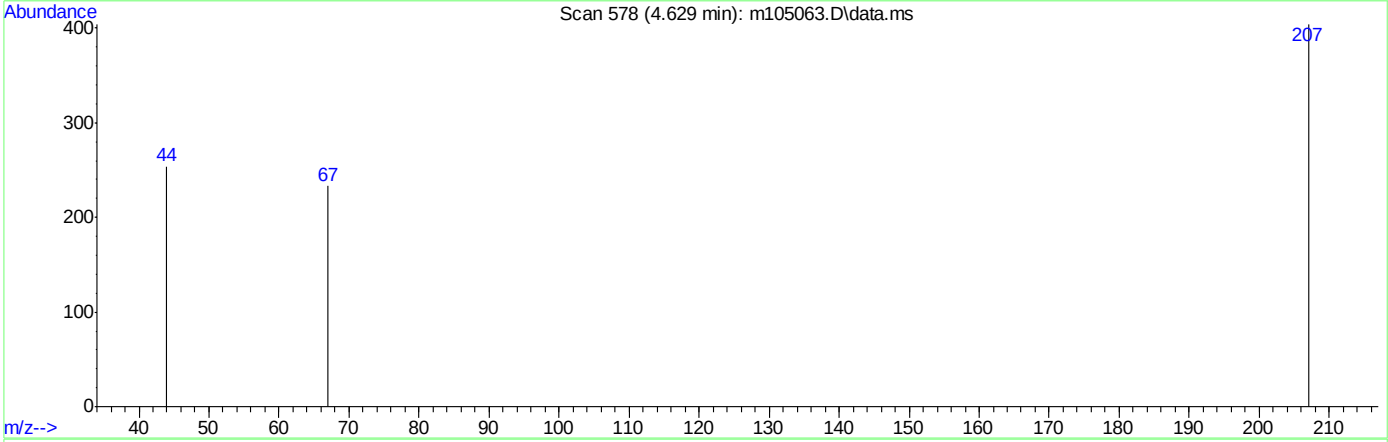

TIC: m105063.D\data.ms

(3) PP-DDT (MC)

4.627min (-4.627) 0.00ppb

response 0

Ion	Exp%	Act%
235.00	100	0.00
165.00	58.00	0.00#
237.00	62.20	0.00#
0.00	0.00	0.00

9.5.8.3

9

DFTPPR

Data Path : C:\msdchem\1\DATA\em4338\
Data File : m106084.D
Acq On : 7 Jul 2014 8:20 am
Operator : saumilp
Sample : DFTPP
Misc : op73826,em4338
ALS Vial : 1 Sample Multiplier: 1

Integration File: rteint.p

Method : C:\msdchem\1\METHODS\DFTPPm.M
Title : Semi Volatile Extractables by GC/MS rxi-5silms 30mFri Jun 07 07:24:58 2013
Last Update : Fri Jun 07 07:24:58 2013

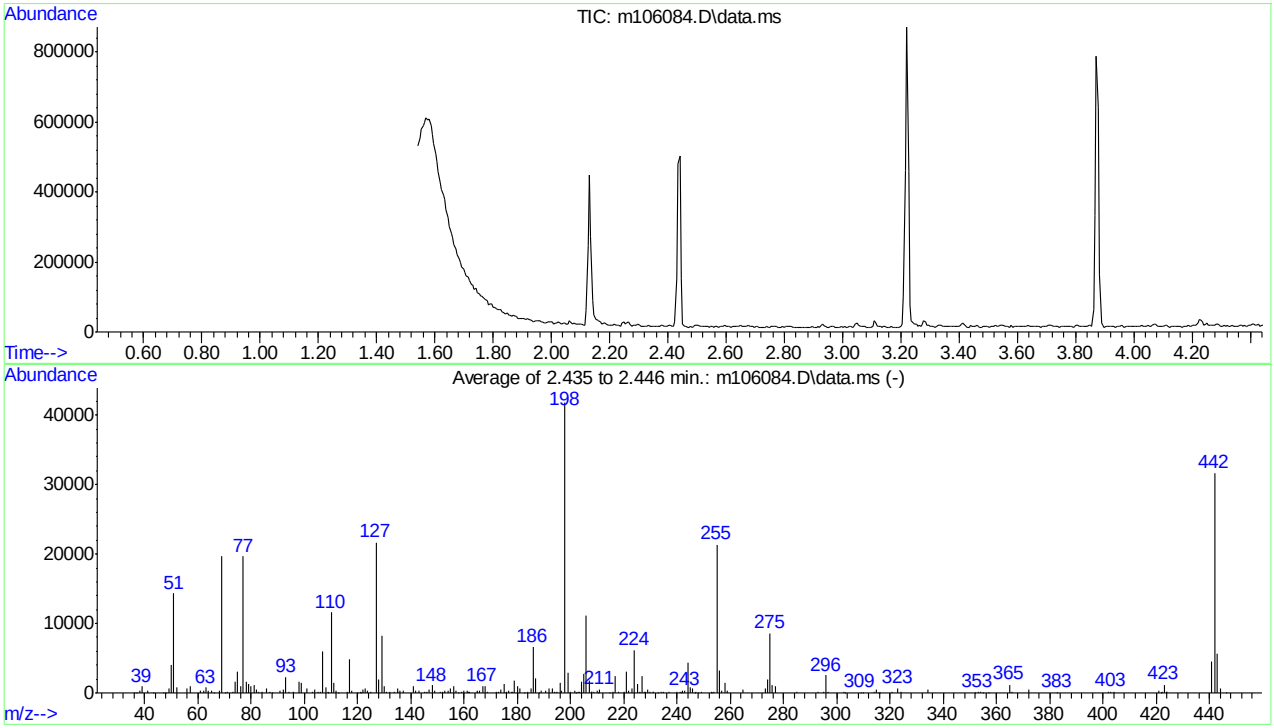

AutoFind: Scans 168, 169, 170; Background Corrected with Scan 163

Target Mass	Rel. to Mass	Lower Limit%	Upper Limit%	Rel. Abn%	Raw Abn	Result Pass/Fail
51	198	30	60	34.3	14332	PASS
68	69	0.00	2	2.0	390	PASS
69	198	0.00	100	47.0	19679	PASS
70	69	0.00	2	0.3	53	PASS
127	198	40	60	51.7	21639	PASS
197	198	0.00	1	0.7	304	PASS
198	198	100	100	100.0	41827	PASS
199	198	5	9	7.1	2951	PASS
275	198	10	30	20.5	8566	PASS
365	198	1	100	2.9	1194	PASS
441	443	0.10	100	79.4	4469	PASS
442	198	40	100	75.7	31682	PASS
443	442	17	23	17.8	5626	PASS

Average of 2.435 to 2.446 min.: m106084.D\data.ms
DFTPP
Modified:subtracted

m/z	abund.	m/z	abund.	m/z	abund.	m/z	abund.
35.90	72	52.00	831	70.00	53	81.90	420
37.00	77	56.00	715	71.10	189	83.00	183
38.05	285	57.00	978	73.00	189	83.90	121
39.00	905	60.95	286	74.00	1600	85.90	695
40.95	314	62.00	308	75.00	3010	86.95	241
43.05	63	63.00	779	76.05	962	87.90	84
46.90	49	64.00	249	77.00	19699	90.90	322
47.90	74	65.00	262	78.00	1674	92.00	478
48.95	615	66.00	67	79.00	1225	93.00	2320
50.05	4006	68.00	390	80.00	957	94.00	213
51.00	14332	69.00	19679	81.00	1178	95.90	223

Average of 2.435 to 2.446 min.: m106084.D\data.ms
DFTPP
Modified:subtracted

m/z	abund.	m/z	abund.	m/z	abund.	m/z	abund.
98.00	1689	110.00	11586	123.00	622	135.10	106
98.95	1404	111.00	1452	123.85	310	135.95	295
101.00	625	112.00	279	124.90	220	136.95	361
103.00	195	112.90	69	127.00	21639	140.95	968
103.95	469	116.00	138	128.00	1871	141.90	254
105.00	190	117.00	4874	129.00	8257	142.95	269
105.90	174	117.95	332	130.00	976	145.00	107
107.00	6051	120.00	82	130.90	91	146.00	112
107.90	807	121.00	87	132.00	175	146.95	505
108.90	155	121.20	79	133.95	228	147.90	1117
109.10	73	121.90	427	134.90	626	149.05	276

Average of 2.435 to 2.446 min.: m106084.D\data.ms
DFTPP
Modified:subtracted

m/z	abund.	m/z	abund.	m/z	abund.	m/z	abund.
151.10	86	161.50	110	175.00	1248	186.00	6576
152.00	173	162.00	160	176.10	87	187.00	2028
152.90	317	164.80	109	176.95	391	187.90	72
154.00	251	165.00	257	177.90	141	188.85	272
154.90	709	166.00	307	178.10	101	190.80	282
156.00	990	167.00	977	178.90	1819	192.00	618
156.90	271	168.00	924	180.00	1024	193.00	608
158.00	73	168.90	176	181.00	581	194.00	160
158.90	100	171.90	180	182.80	69	195.00	90
159.85	268	173.00	225	184.00	191	196.00	1406
161.00	397	173.95	527	185.00	688	196.70	304

Average of 2.435 to 2.446 min.: m106084.D\data.ms
DFTPP
Modified:subtracted

m/z	abund.	m/z	abund.	m/z	abund.	m/z	abund.
197.90	41827	207.80	159	221.00	3009	230.90	106
198.90	2951	208.00	195	221.85	329	231.10	163
200.00	111	208.95	228	223.00	703	232.90	71
201.55	316	210.00	312	224.00	6144	233.90	111
202.00	76	210.60	83	225.00	1296	234.85	192
202.95	228	211.00	525	225.90	89	236.95	206
203.20	88	214.80	75	227.00	2460	239.95	182
203.95	1600	216.00	107	227.80	162	241.00	99
205.00	2750	216.90	2501	228.05	220	241.80	78
206.00	11209	217.90	210	228.90	535	242.00	318
206.95	1753	220.10	149	229.90	167	242.90	324

Average of 2.435 to 2.446 min.: m106084.D\data.ms
DFTPP
Modified:subtracted

m/z	abund.	m/z	abund.	m/z	abund.	m/z	abund.
244.00	4355	256.00	3254	292.95	171	316.10	69
244.95	756	256.90	267	295.00	102	320.90	87
245.95	687	257.90	1386	295.95	2532	323.00	688
246.80	83	258.95	260	296.90	223	324.00	122

DFTPPm.M Mon Jul 07 15:10:02 2014 MSM

247.00	109	264.90	532	302.80	123	334.05	459
247.90	84	273.00	674	303.00	68	352.00	70
249.00	208	273.95	1872	308.90	68	353.00	100
252.80	74	274.95	8566	309.80	66	353.95	198
253.10	124	275.90	1123	314.00	96	355.00	69
254.00	132	276.90	994	314.90	423	356.80	67
255.00	21340	284.90	178	315.90	74	364.90	1194

Average of 2.435 to 2.446 min.: m106084.D\data.ms
DFTPP
Modified:subtracted

m/z	abund.	m/z	abund.	m/z	abund.	m/z	abund.
365.90	134	424.05	243				
371.95	420	440.95	4469				
382.70	70	442.00	31682				
401.90	191	443.00	5626				
403.05	209	444.00	678				
404.00	94	446.10	60				
420.95	289						
421.80	75						
422.10	110						
422.95	1169						
423.90	89						

Quantitation Report (Qedit)

Data Path : C:\msdchem\1\DATA\em4338\
Data File : m106084.D
Acq On : 7 Jul 2014 8:20 am
Operator : saumilp
Sample : DFTPP
Misc : op73826,em4338
ALS Vial : 1 Sample Multiplier: 1

Quant Time: Jul 07 08:26:31 2014
Quant Method : C:\msdchem\1\METHODS\DFTPPm.M
Quant Title : Semi Volatile Extractables by GC/MS rxi-5silms 30mFri Jun 07 07:24:58 2013
QLast Update : Fri Jun 07 07:24:58 2013
Response via : Initial Calibration

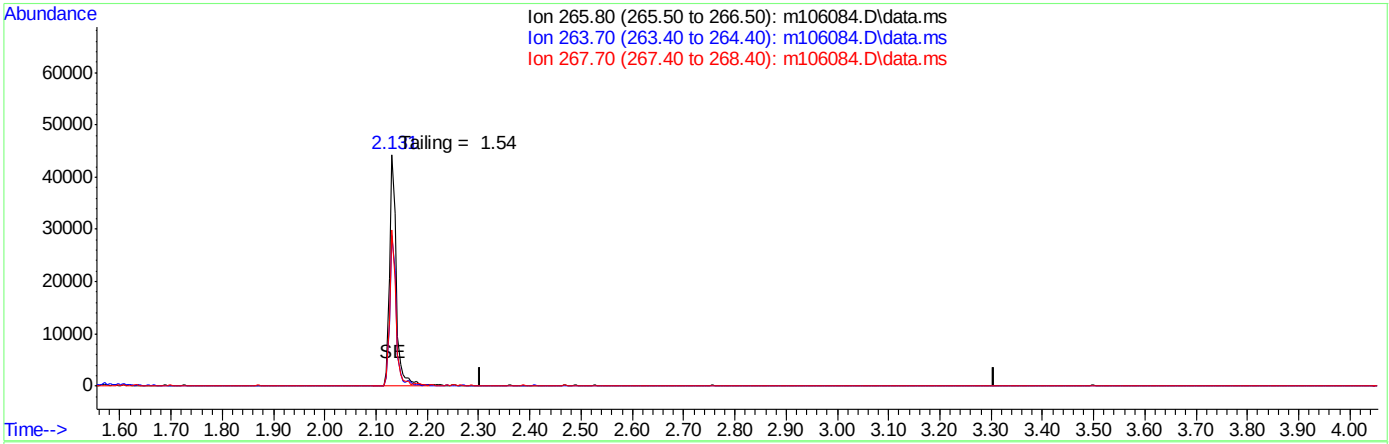

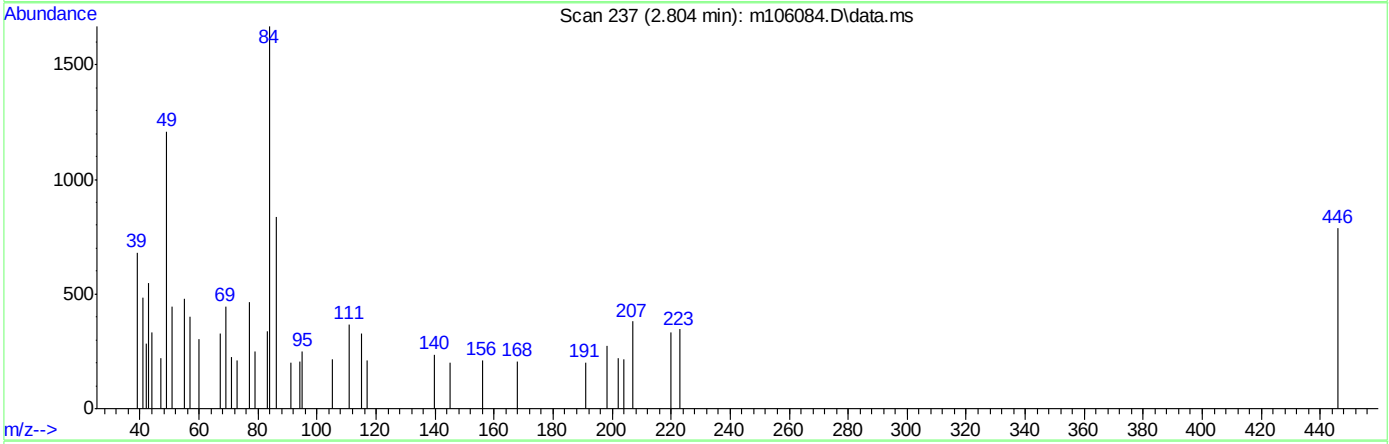

TIC: m106084.D\data.ms

(1) Pentachlorophenol (MC)

2.805min (-2.805) 0.00ng

response 0

Ion	Exp%	Act%
265.80	100	0.00
263.70	64.70	0.00#
267.70	64.60	0.00#
0.00	0.00	0.00

Quantitation Report (Qedit)

Data Path : C:\msdchem\1\DATA\em4338\
Data File : m106084.D
Acq On : 7 Jul 2014 8:20 am
Operator : saumilp
Sample : DFTPP
Misc : op73826,em4338
ALS Vial : 1 Sample Multiplier: 1

Quant Time: Jul 07 08:26:31 2014
Quant Method : C:\msdchem\1\METHODS\DFTPPm.M
Quant Title : Semi Volatile Extractables by GC/MS rxi-5silms 30mFri Jun 07 07:24:58 2013
QLast Update : Fri Jun 07 07:24:58 2013
Response via : Initial Calibration

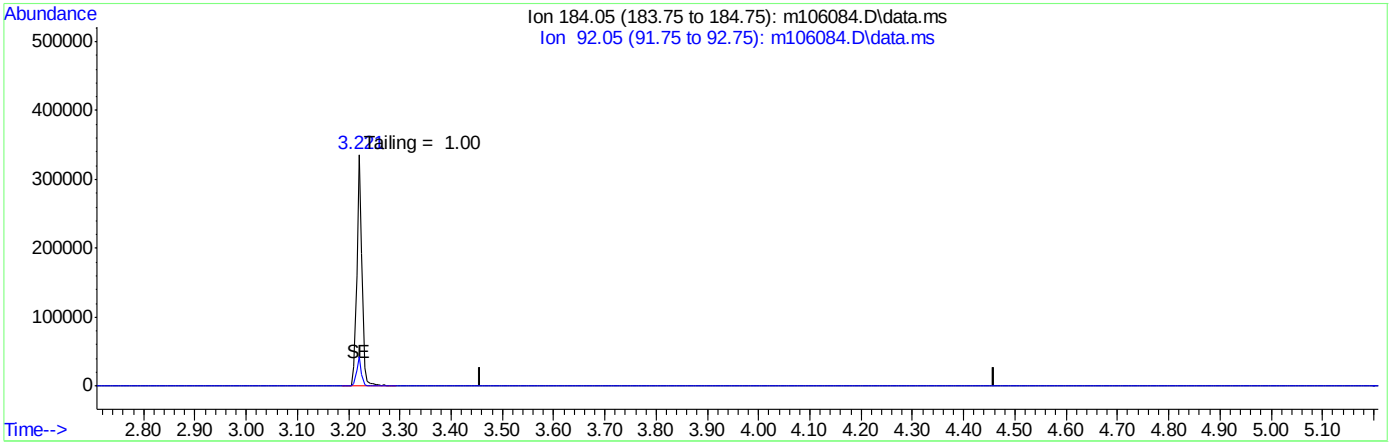

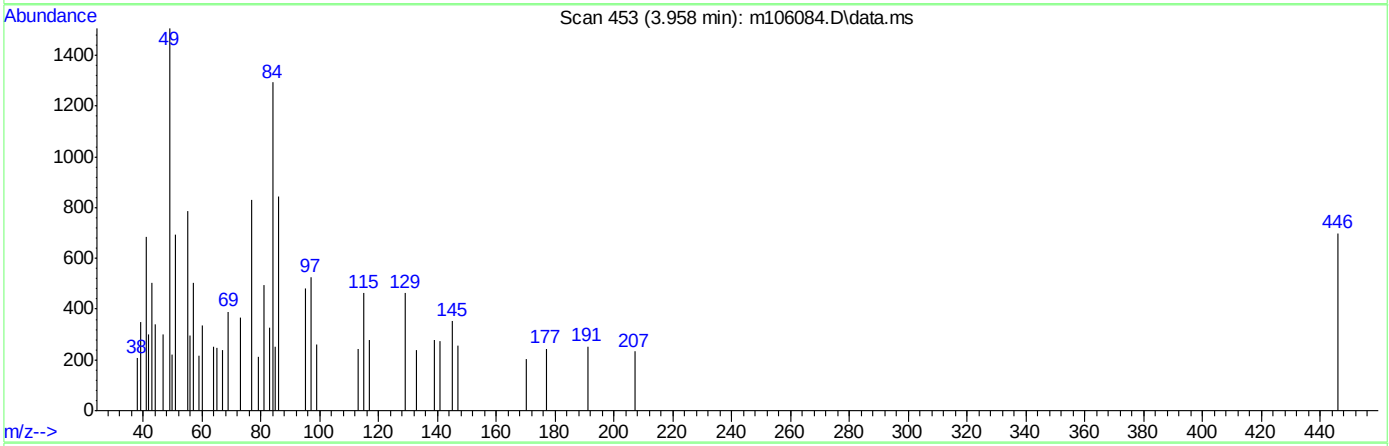

TIC: m106084.D\data.ms

(2) Benzidine (M)

3.959min (-3.959) 0.00ng

response 0

Ion	Exp%	Act%
184.05	100	0.00
92.05	11.60	0.00#
0.00	0.00	0.00
0.00	0.00	0.00

Quantitation Report (Qedit)

Data Path : C:\msdchem\1\DATA\em4338\
Data File : m106084.D
Acq On : 7 Jul 2014 8:20 am
Operator : saumilp
Sample : DFTPP
Misc : op73826,em4338
ALS Vial : 1 Sample Multiplier: 1

Quant Time: Jul 07 08:26:31 2014
Quant Method : C:\msdchem\1\METHODS\DFTPPm.M
Quant Title : Semi Volatile Extractables by GC/MS rxi-5silms 30mFri Jun 07 07:24:58 2013
QLast Update : Fri Jun 07 07:24:58 2013
Response via : Initial Calibration

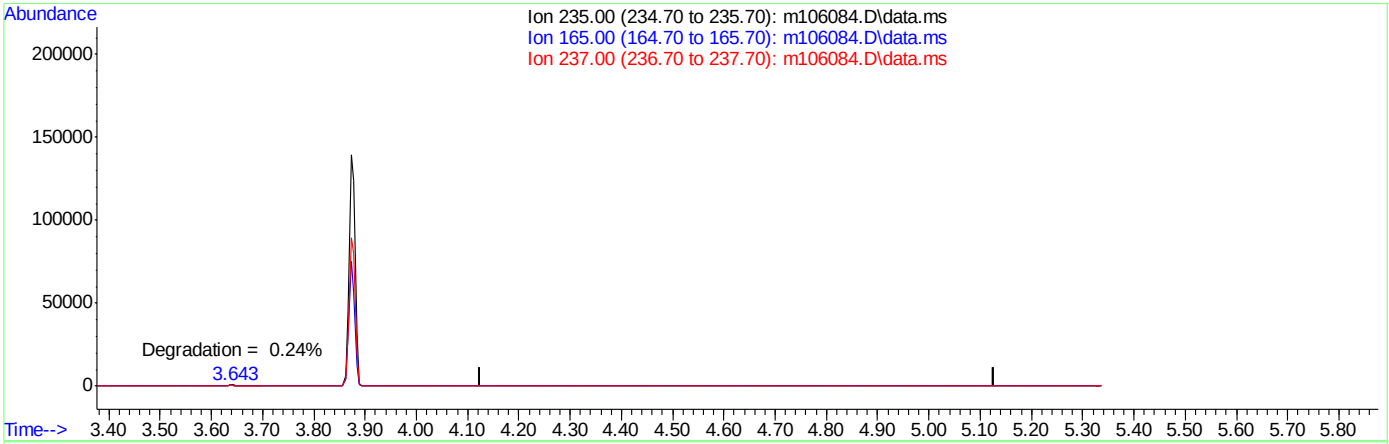

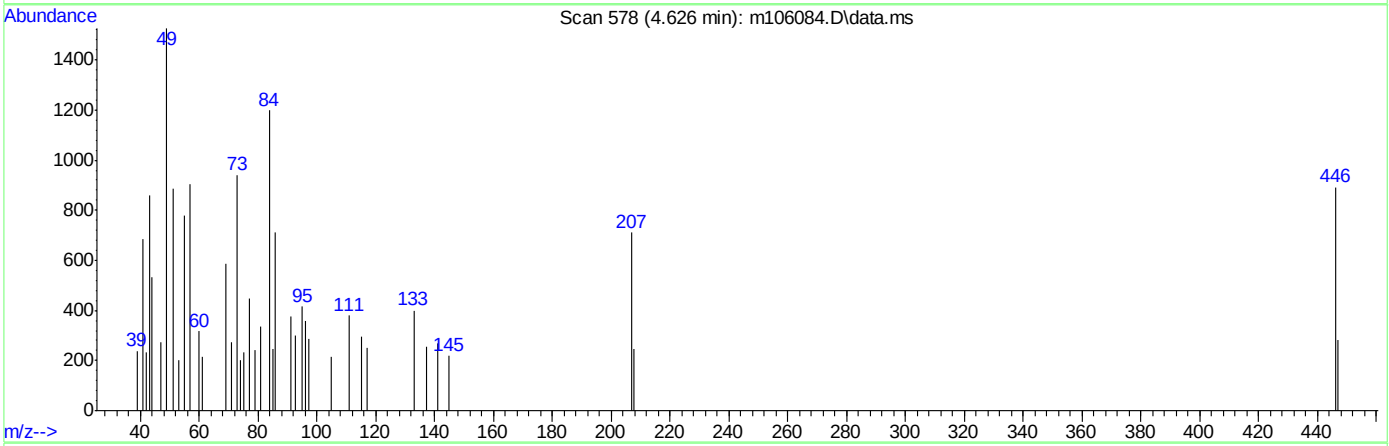

TIC: m106084.D\data.ms

(3) PP-DDT (MC)

4.627min (-4.627) 0.00ppb

response 0

Ion	Exp%	Act%
235.00	100	0.00
165.00	58.00	0.00#
237.00	62.20	0.00#
0.00	0.00	0.00

9.5.9.3

9

DFTPPR

Data Path : C:\msdchem\1\DATA\em4339\
Data File : m106110.D
Acq On : 7 Jul 2014 9:17 pm
Operator : ashleyd
Sample : DFTPP
Misc : op73826,em4339
ALS Vial : 1 Sample Multiplier: 1

Integration File: rteint.p

Method : C:\msdchem\1\METHODS\DFTPPm.M
Title : Semi Volatile Extractables by GC/MS rxi-5silms 30mFri Jun 07 07:24:58 2013
Last Update : Fri Jun 07 07:24:58 2013

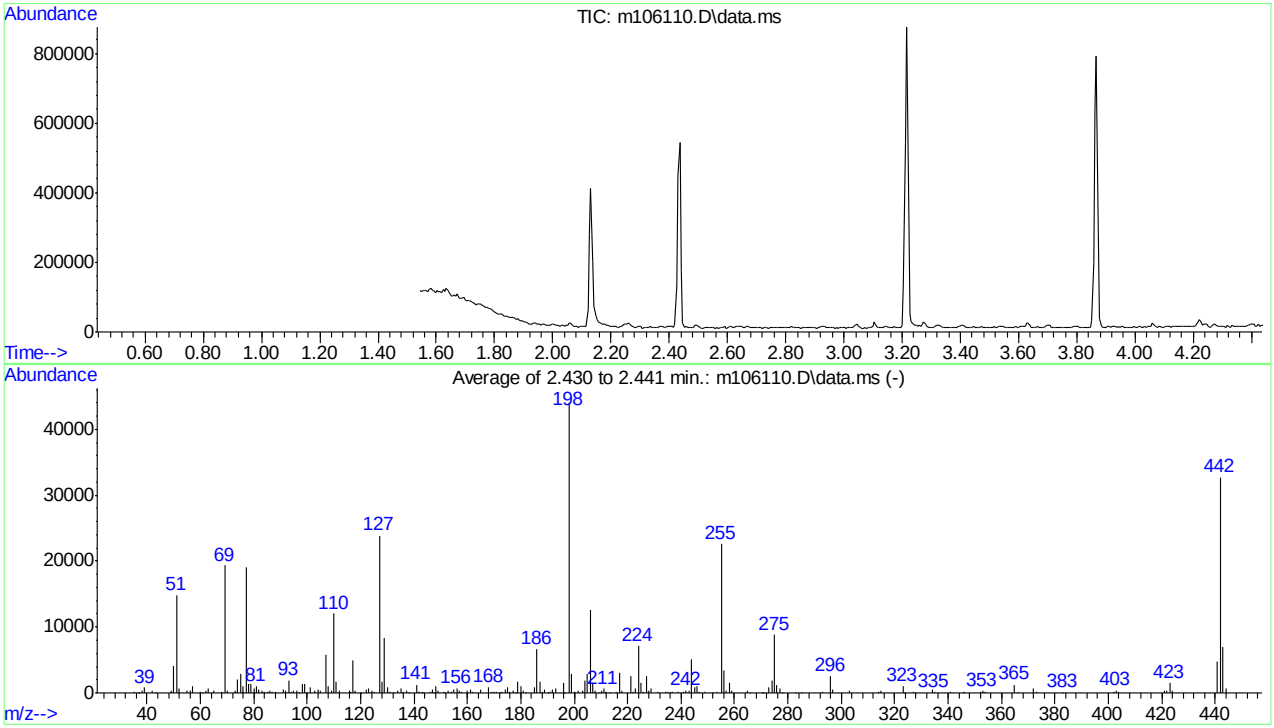

AutoFind: Scans 167, 168, 169; Background Corrected with Scan 162

Target Mass	Rel. to Mass	Lower Limit%	Upper Limit%	Rel. Abn%	Raw Abn	Result Pass/Fail
51	198	30	60	33.7	14867	PASS
68	69	0.00	2	0.6	122	PASS
69	198	0.00	100	43.9	19333	PASS
70	69	0.00	2	1.8	342	PASS
127	198	40	60	54.1	23849	PASS
197	198	0.00	1	0.0	0	PASS
198	198	100	100	100.0	44066	PASS
199	198	5	9	6.8	2978	PASS
275	198	10	30	20.0	8807	PASS
365	198	1	100	2.8	1255	PASS
441	443	0.10	100	68.5	4751	PASS
442	198	40	100	74.2	32706	PASS
443	442	17	23	21.2	6939	PASS

Average of 2.430 to 2.441 min.: m106110.D\data.ms
DFTPP
Modified:subtracted

m/z	abund.	m/z	abund.	m/z	abund.	m/z	abund.
35.00	118	55.00	277	73.00	299	82.95	368
36.80	72	56.00	428	74.00	2062	83.90	250
37.00	68	57.00	1009	75.00	2840	84.95	158
38.05	280	60.00	97	75.80	99	85.90	292
39.00	850	61.00	69	76.10	951	87.00	241
42.05	332	61.95	273	77.00	19044	87.95	205
43.00	83	63.00	673	78.00	1355	90.95	477
49.00	317	64.95	390	79.00	1330	92.00	327
50.00	4137	68.10	122	80.00	725	92.95	1912
51.00	14867	69.00	19333	80.95	1105	93.95	125
52.00	677	69.95	342	81.95	593	95.00	356

Average of 2.430 to 2.441 min.: m106110.D\data.ms
DFTPP
Modified:subtracted

m/z	abund.	m/z	abund.	m/z	abund.	m/z	abund.
95.95	306	109.05	381	124.00	406	137.00	393
96.90	8	110.00	12030	124.90	218	138.00	74
98.00	1342	110.95	1748	127.00	23849	140.90	1193
99.00	1429	112.00	266	128.00	1760	141.80	113
99.90	86	115.95	417	129.00	8394	142.00	197
101.00	784	116.20	100	129.90	804	142.90	127
102.95	351	117.00	4887	130.95	214	143.10	76
103.95	443	117.90	330	132.00	75	145.95	256
104.95	392	120.00	83	133.90	353	146.90	520
107.00	5852	121.95	522	134.95	606	147.10	78
108.00	987	122.90	766	135.95	165	148.00	1078

Average of 2.430 to 2.441 min.: m106110.D\data.ms
DFTPP
Modified:subtracted

m/z	abund.	m/z	abund.	m/z	abund.	m/z	abund.
148.95	339	161.00	591	175.90	155	188.95	487
150.90	145	161.95	189	176.95	420	189.90	82
151.50	70	164.95	497	177.90	87	190.95	146
152.95	340	167.95	912	178.90	1711	191.95	581
153.80	132	169.00	216	179.95	991	192.95	619
154.00	137	170.00	96	180.95	378	195.95	1589
155.00	553	171.00	125	181.90	80	196.60	77
156.00	761	171.90	76	185.00	909	197.90	44066
157.00	296	173.00	248	186.00	6720	198.90	2978
157.85	180	174.00	446	187.00	1705	200.00	165
159.90	263	175.00	796	187.90	247	201.30	358

Average of 2.430 to 2.441 min.: m106110.D\data.ms
DFTPP
Modified:subtracted

m/z	abund.	m/z	abund.	m/z	abund.	m/z	abund.
202.95	376	212.00	104	226.90	2623	243.05	303
204.00	1850	213.00	86	228.00	430	244.00	5164
205.00	2916	215.85	233	228.90	623	244.95	776
206.00	12530	216.90	3079	231.05	250	246.00	1057
206.95	1552	217.95	365	234.00	106	246.85	191
207.90	373	221.00	2511	234.90	159	248.90	121
208.80	75	222.00	211	235.90	80	251.90	66
209.90	74	222.95	767	236.90	219	253.40	200
210.30	278	224.00	7137	239.00	182	255.00	22585
211.00	649	225.00	1614	240.90	163	255.95	3487
211.60	70	225.90	197	241.95	380	256.95	274

Average of 2.430 to 2.441 min.: m106110.D\data.ms
DFTPP
Modified:subtracted

m/z	abund.	m/z	abund.	m/z	abund.	m/z	abund.
258.00	1489	277.00	739	323.80	71	364.90	1255
258.95	265	278.00	71	326.85	156	366.00	82
264.80	176	283.00	82	328.00	74	371.95	652
265.00	268	285.00	77	333.95	566	372.95	149

DFTPPm.M Tue Jul 08 10:38:33 2014 MSM

265.80	71	292.90	108	334.80	167	383.00	89
270.10	83	295.95	2639	340.90	95	401.95	205
270.90	69	296.95	515	345.80	152	402.95	343
273.00	852	303.00	380	346.00	72	403.90	159
273.95	1949	314.00	173	352.00	106	421.00	279
275.00	8807	314.90	293	353.00	315	421.95	269
275.90	1129	323.00	1030	353.95	198	423.00	1493

Average of 2.430 to 2.441 min.: m106110.D\data.ms
DFTPP
Modified:subtracted

m/z	abund.	m/z	abund.	m/z	abund.	m/z	abund.
424.00	363						
440.95	4751						
442.00	32706						
443.00	6939						
443.95	708						

Quantitation Report (Qedit)

Data Path : C:\msdchem\1\DATA\em4339\
Data File : m106110.D
Acq On : 7 Jul 2014 9:17 pm
Operator : ashleyd
Sample : DFTPP
Misc : op73826,em4339
ALS Vial : 1 Sample Multiplier: 1

Quant Time: Jul 07 21:25:46 2014
Quant Method : C:\msdchem\1\METHODS\DFTPPm.M
Quant Title : Semi Volatile Extractables by GC/MS rxi-5silms 30mFri Jun 07 07:24:58 2013
QLast Update : Fri Jun 07 07:24:58 2013
Response via : Initial Calibration

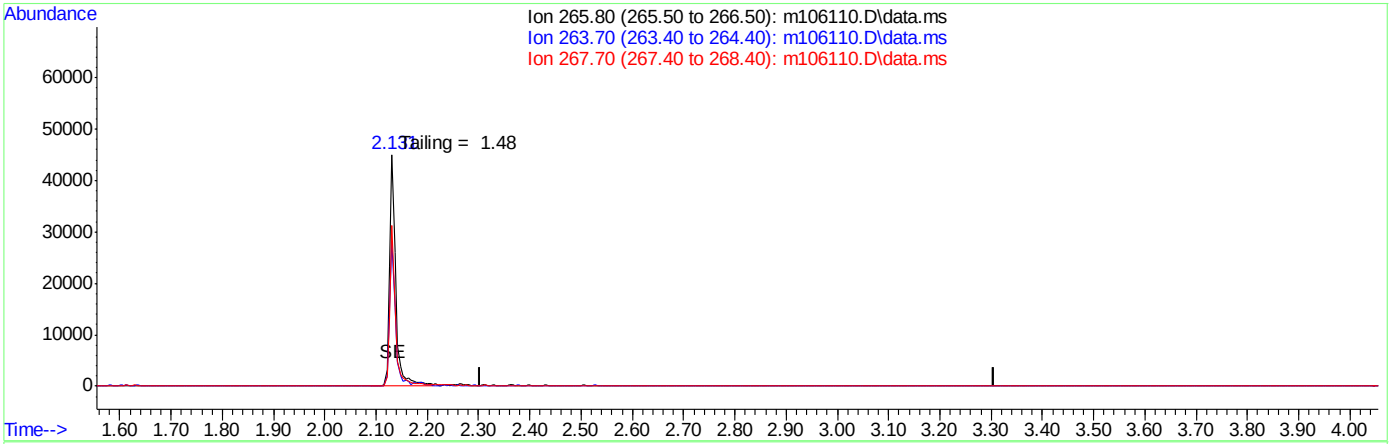

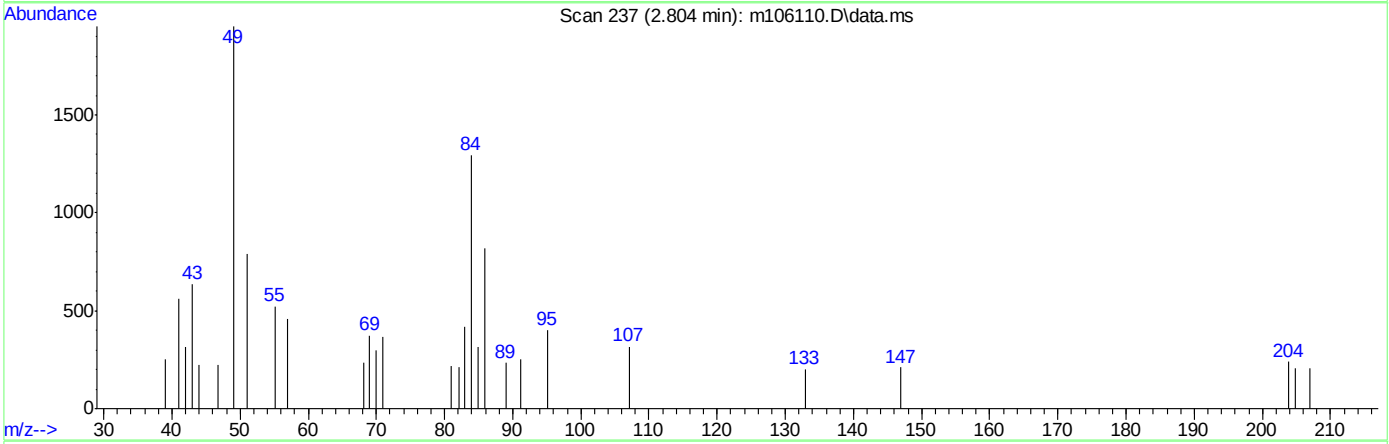

TIC: m106110.D\data.ms

(1) Pentachlorophenol (MC)

2.805min (-2.805) 0.00ng

response 0

Ion	Exp%	Act%
265.80	100	0.00
263.70	64.70	0.00#
267.70	64.60	0.00#
0.00	0.00	0.00

Quantitation Report (Qedit)

Data Path : C:\msdchem\1\DATA\em4339\
Data File : m106110.D
Acq On : 7 Jul 2014 9:17 pm
Operator : ashleyd
Sample : DFTPP
Misc : op73826,em4339
ALS Vial : 1 Sample Multiplier: 1

Quant Time: Jul 07 21:25:46 2014
Quant Method : C:\msdchem\1\METHODS\DFTPPm.M
Quant Title : Semi Volatile Extractables by GC/MS rxi-5silms 30mFri Jun 07 07:24:58 2013
QLast Update : Fri Jun 07 07:24:58 2013
Response via : Initial Calibration

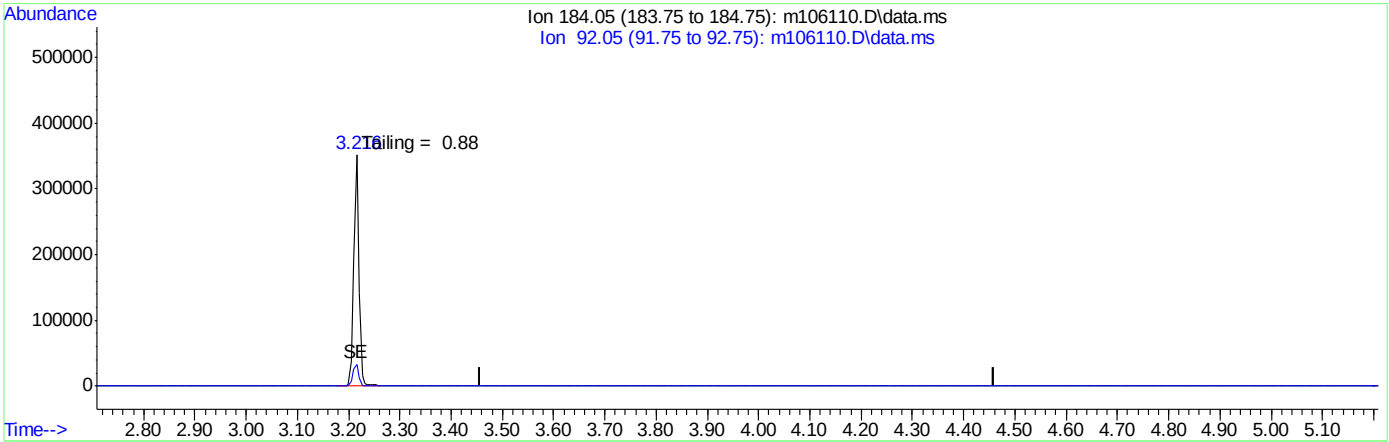

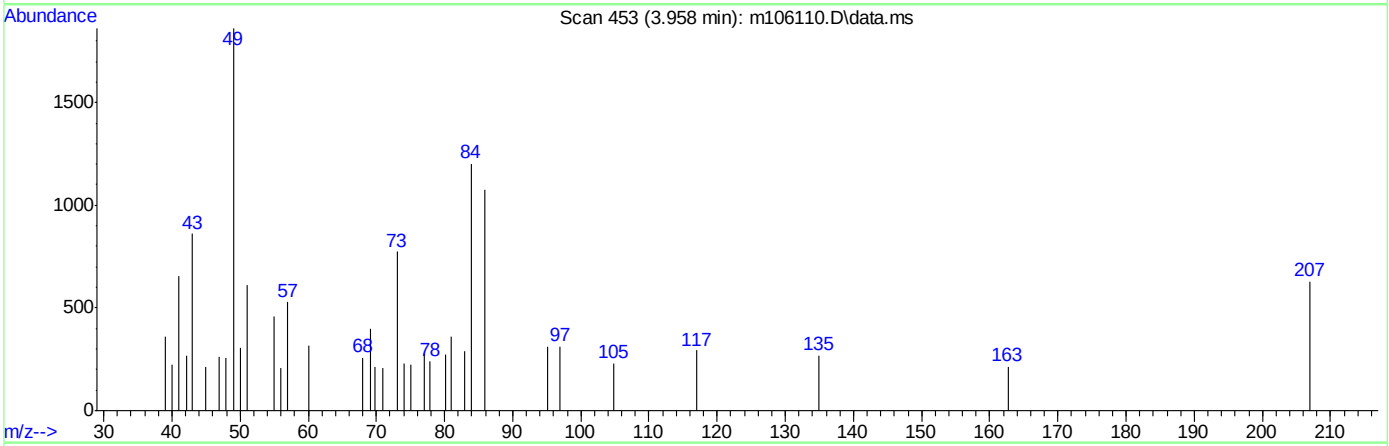

TIC: m106110.D\data.ms

(2) Benzidine (M)

3.959min (-3.959) 0.00ng

response 0

Ion	Exp%	Act%
184.05	100	0.00
92.05	11.60	0.00#
0.00	0.00	0.00
0.00	0.00	0.00

Quantitation Report (Qedit)

Data Path : C:\msdchem\1\DATA\em4339\
Data File : m106110.D
Acq On : 7 Jul 2014 9:17 pm
Operator : ashleyd
Sample : DFTPP
Misc : op73826,em4339
ALS Vial : 1 Sample Multiplier: 1

Quant Time: Jul 07 21:25:46 2014
Quant Method : C:\msdchem\1\METHODS\DFTPPm.M
Quant Title : Semi Volatile Extractables by GC/MS rxi-5silms 30mFri Jun 07 07:24:58 2013
QLast Update : Fri Jun 07 07:24:58 2013
Response via : Initial Calibration

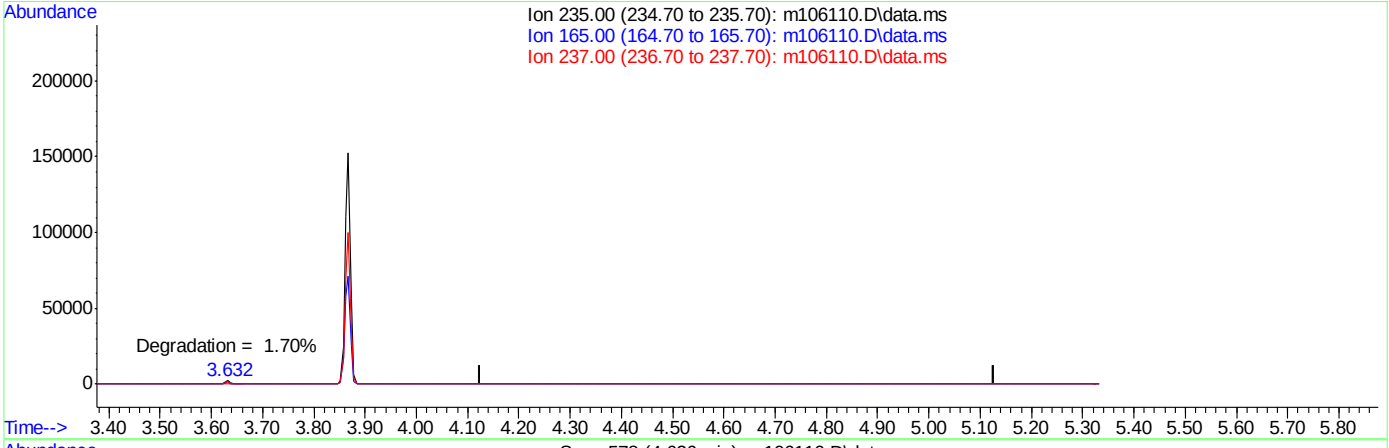

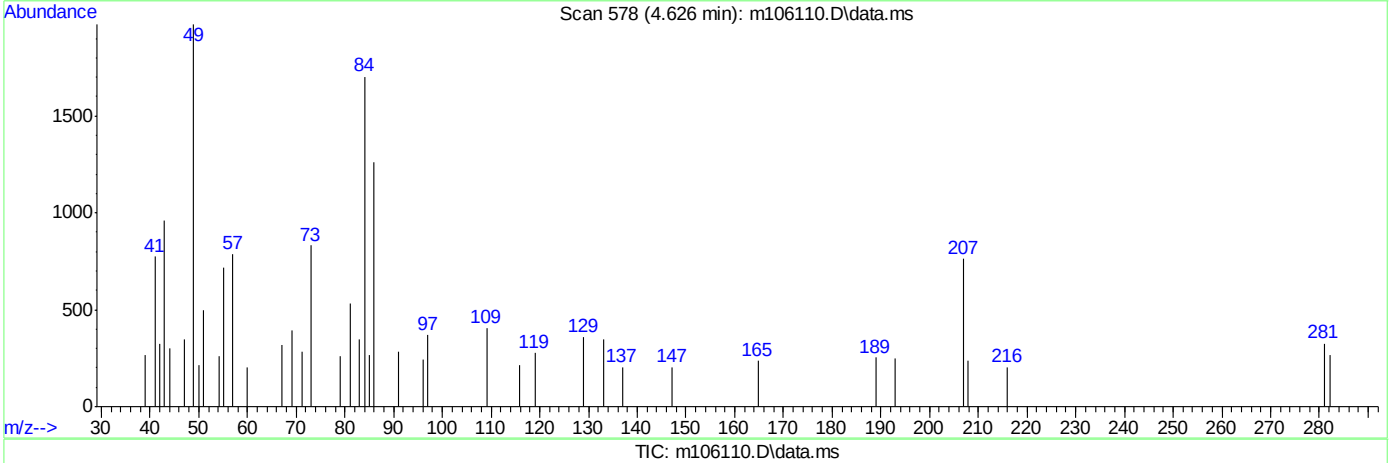

TIC: m106110.D\data.ms

(3) PP-DDT (MC)

4.627min (-4.627) 0.00ppb

response 0

Ion	Exp%	Act%
235.00	100	0.00
165.00	58.00	0.00#
237.00	62.20	0.00#
0.00	0.00	0.00

ACCUTEST LABORATORIES JB70128

DFTPP

Data File : C:\MSDCHEM\1\DATA\EP3684\P86522.D Vial: 1
Acq On : 20 Jun 2014 3:46 pm Operator: saraw
Sample : dftpp Inst : MSP
Misc : op75641,ep3684,1000,,,1,1 Multiplr: 1.00
MS Integration Params: RTEINT.P
Method : C:\MSDCHEM\1\METHODS\DFTPPP.M (RTE Integrator)
Title : Semi Volatile GC/MS, ZB-5MSi 30m x .25mm x .25um

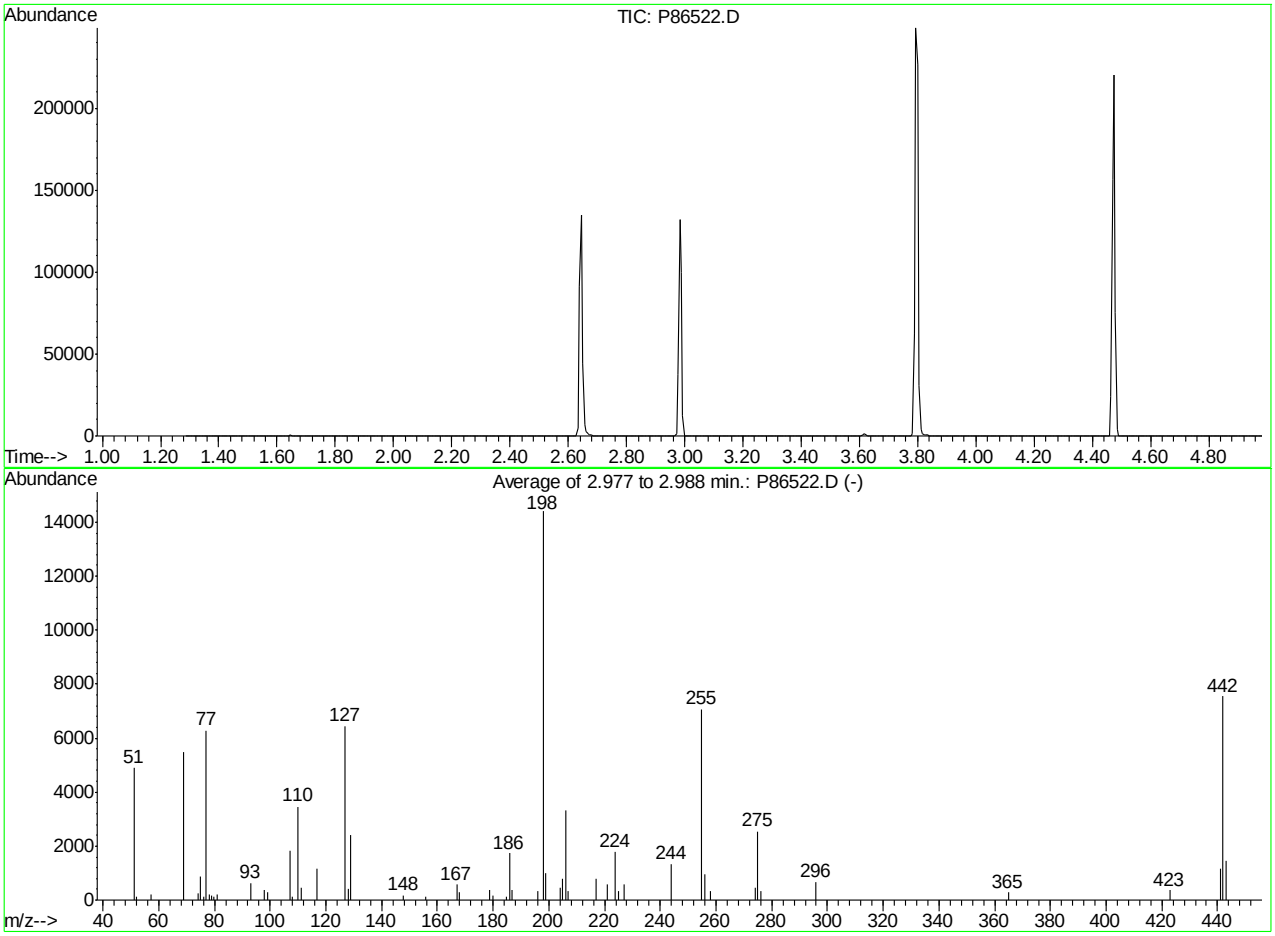

AutoFind: Scans 297, 298, 299; Background Corrected with Scan 293

Target Mass	Rel. to Mass	Lower Limit%	Upper Limit%	Rel. Abn%	Raw Abn	Result Pass/Fail
51	198	30	60	34.0	4896	PASS
68	69	0.00	2	0.0	0	PASS
69	198	0.00	100	38.2	5498	PASS
70	69	0.00	2	0.0	0	PASS
127	198	40	60	44.8	6457	PASS
197	198	0.00	1	0.0	0	PASS
198	198	100	100	100.0	14398	PASS
199	198	5	9	6.9	995	PASS
275	198	10	30	17.7	2545	PASS
365	198	1	100	2.0	288	PASS
441	443	0.10	100	79.3	1160	PASS
442	198	40	100	52.4	7551	PASS
443	442	17	23	19.4	1463	PASS

P86522.D DFTPPP.M Wed Jun 25 12:41:49 2014

Average of 2.977 to 2.988 min.: P86522.D
dftpp
Modified:subtracted

m/z	abund.	m/z	abund.	m/z	abund.	m/z	abund.
51.00	4896	80.90	213	128.95	2427	197.90	14398
52.00	134	92.95	633	147.90	180	198.90	995
57.00	197	97.95	376	155.90	136	203.95	460
69.00	5498	98.95	309	166.90	580	204.95	783
74.00	249	106.95	1815	168.00	282	206.00	3314
75.00	883	108.00	133	178.90	373	206.90	353
76.00	136	109.95	3448	179.90	148	216.90	799
77.00	6286	110.95	456	184.90	120	220.90	566
78.00	204	116.90	1171	185.95	1725	223.95	1777
78.90	167	127.00	6457	186.90	361	224.90	354
79.90	126	127.95	401	195.95	322	226.90	582

Average of 2.977 to 2.988 min.: P86522.D
dftpp
Modified:subtracted

m/z	abund.	m/z	abund.	m/z	abund.	m/z	abund.
243.95	1334	441.90	7551				
254.90	7072	442.90	1463				
255.90	968						
257.90	335						
273.90	438						
274.90	2545						
275.95	352						
295.90	666						
364.90	288						
422.90	360						
440.90	1160						

Quantitation Report (Qedit)

Data File : C:\MSDCHEM\1\DATA\EP3684\P86522.D Vial: 1
Acq On : 20 Jun 2014 3:46 pm Operator: saraw
Sample : dftpp Inst : MSP
Misc : op75641,ep3684,1000,,,1,1 Multiplr: 1.00
MS Integration Params: RTEINT.P
Quant Time: Jun 23 8:13 2014 Quant Results File: temp.res

Method : C:\MSDCHEM\1\METHODS\DFTPPP.M (RTE Integrator)
Title : Semi Volatile GC/MS, ZB-5MSi 30m x .25mm x .25um
Last Update : Thu Jun 19 11:40:07 2014
Response via : Single Level Calibration

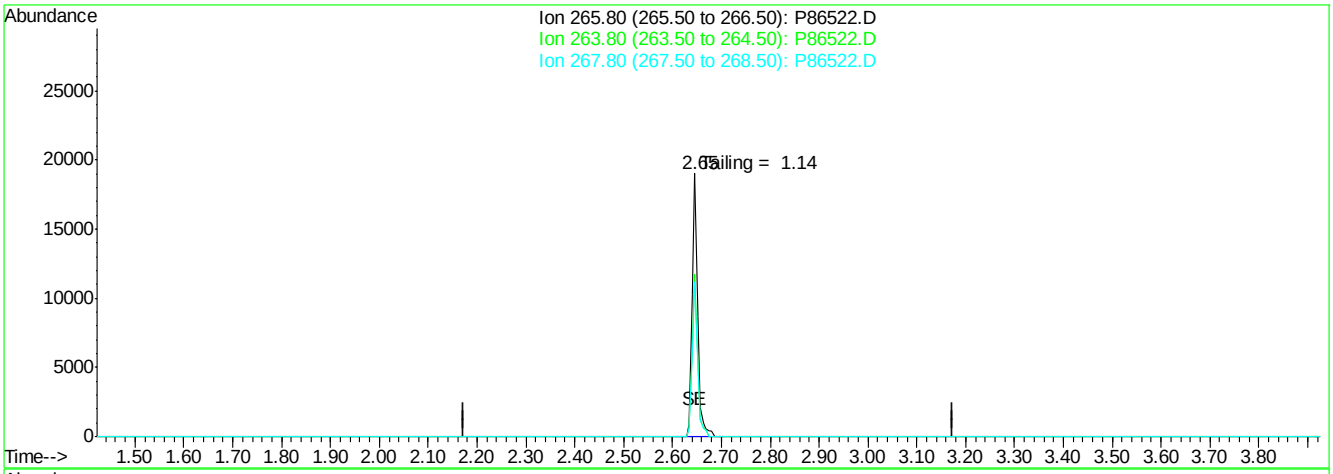

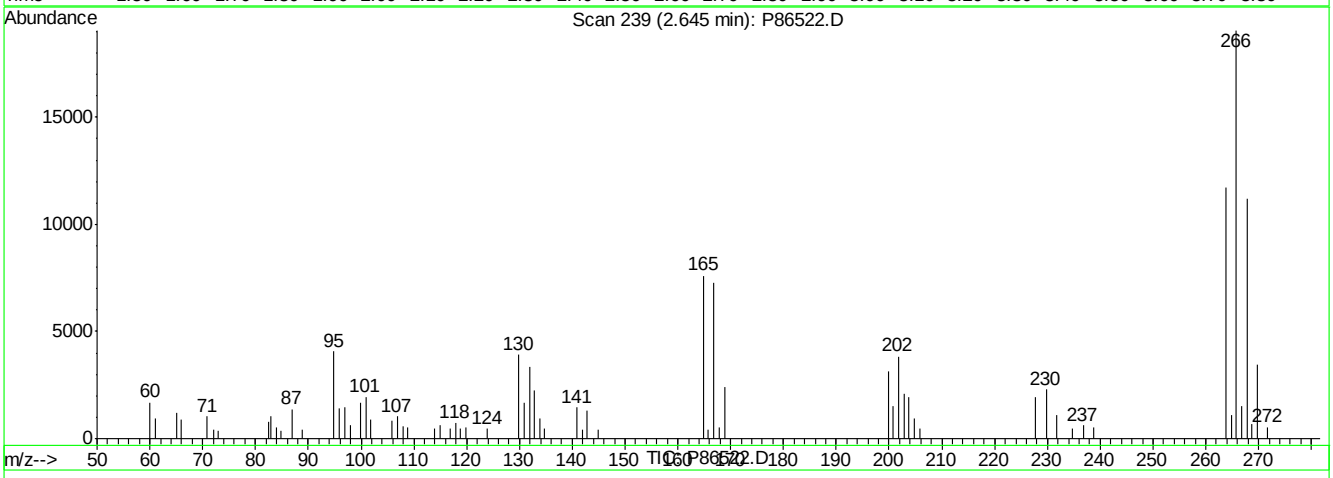

(1) Pentachlorophenol (t)

2.65min 8.00ppb

response 14880

Ion	Exp%	Act%
265.80	100	100
263.80	63.10	61.61
267.80	63.20	58.76
0.00	0.00	0.00

P86522.D DFTPPP.M Thu Jun 26 18:56:12 2014

Quantitation Report (Qedit)

Data File : C:\MSDCHEM\1\DATA\EP3684\P86522.D Vial: 1
Acq On : 20 Jun 2014 3:46 pm Operator: saraw
Sample : dftpp Inst : MSP
Misc : op75641,ep3684,1000,,,1,1 Multiplr: 1.00
MS Integration Params: RTEINT.P
Quant Time: Jun 23 8:13 2014 Quant Results File: temp.res

Method : C:\MSDCHEM\1\METHODS\DFTPPP.M (RTE Integrator)
Title : Semi Volatile GC/MS, ZB-5MSi 30m x .25mm x .25um
Last Update : Thu Jun 19 11:40:07 2014
Response via : Single Level Calibration

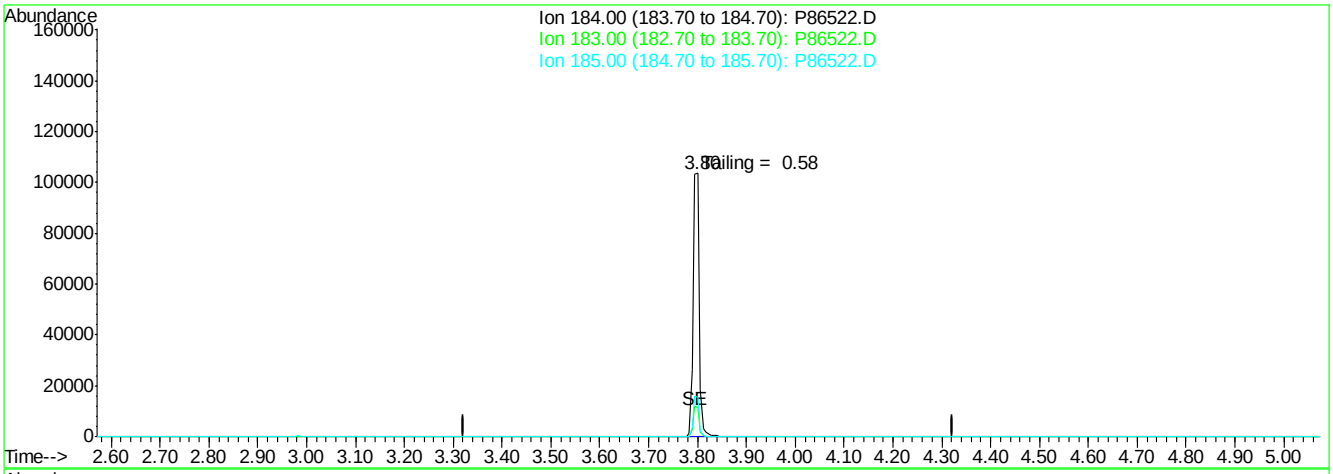

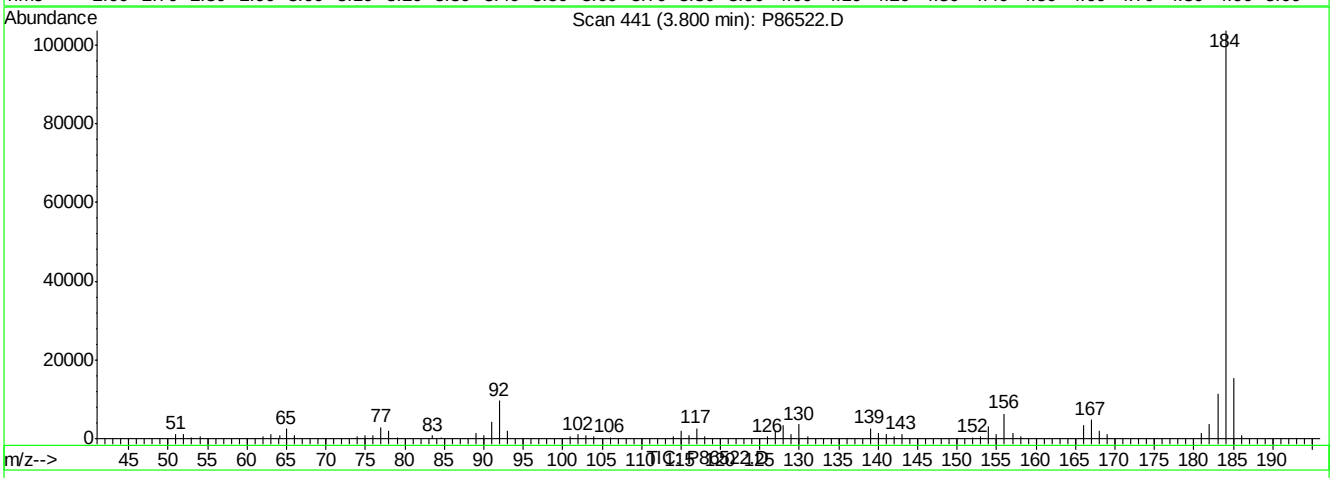

(2) Benzidine (t)

3.80min 4.77ppb

response 89272

Ion	Exp%	Act%
184.00	100	100
183.00	0.00	10.76
185.00	0.00	14.51
0.00	0.00	0.00

P86522.D DFTPPP.M Thu Jun 26 18:56:20 2014

Quantitation Report (Qedit)

Data File : C:\MSDCHEM\1\DATA\EP3684\P86522.D Vial: 1
Acq On : 20 Jun 2014 3:46 pm Operator: saraw
Sample : dftpp Inst : MSP
Misc : op75641,ep3684,1000,,,1,1 Multiplr: 1.00
MS Integration Params: RTEINT.P
Quant Time: Jun 23 8:13 2014 Quant Results File: temp.res

Method : C:\MSDCHEM\1\METHODS\DFTPPP.M (RTE Integrator)
Title : Semi Volatile GC/MS, ZB-5MSi 30m x .25mm x .25um
Last Update : Thu Jun 19 11:40:07 2014
Response via : Single Level Calibration

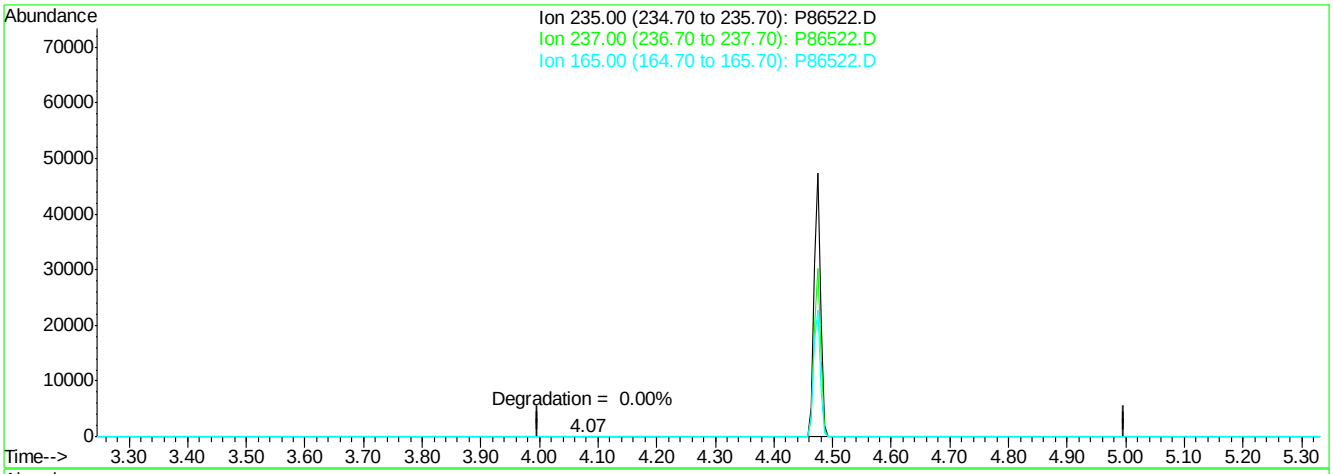

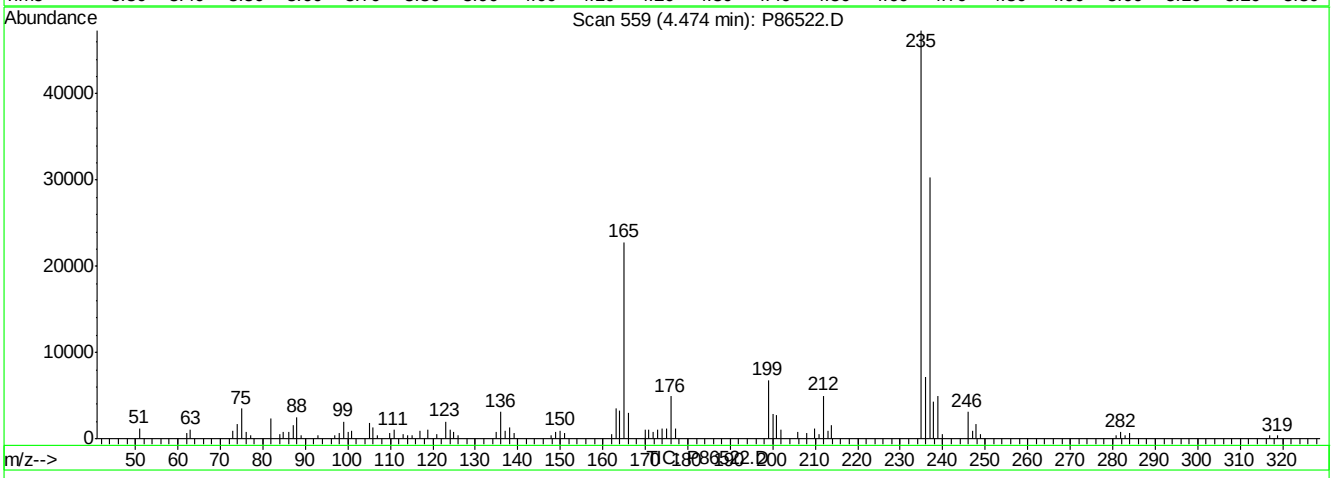

(3) ddt

4.47min 3.57ppb

response 36256

Ion	Exp%	Act%
235.00	100	100
237.00	65.40	64.61
165.00	55.50	49.47
0.00	0.00	0.00

P86522.D DFTPPP.M Thu Jun 26 18:56:27 2014

DFTPP

Data File : C:\MSDCHEM\1\DATA\EP3684\P86531.D Vial: 1
Acq On : 20 Jun 2014 7:33 pm Operator: saraw
Sample : dftpp Inst : MSP
Misc : op75641,ep3685,1000,,,1,1 Multiplr: 1.00
MS Integration Params: RTEINT.P
Method : C:\MSDCHEM\1\METHODS\DFTPPP.M (RTE Integrator)
Title : Semi Volatile GC/MS, ZB-5MSi 30m x .25mm x .25um

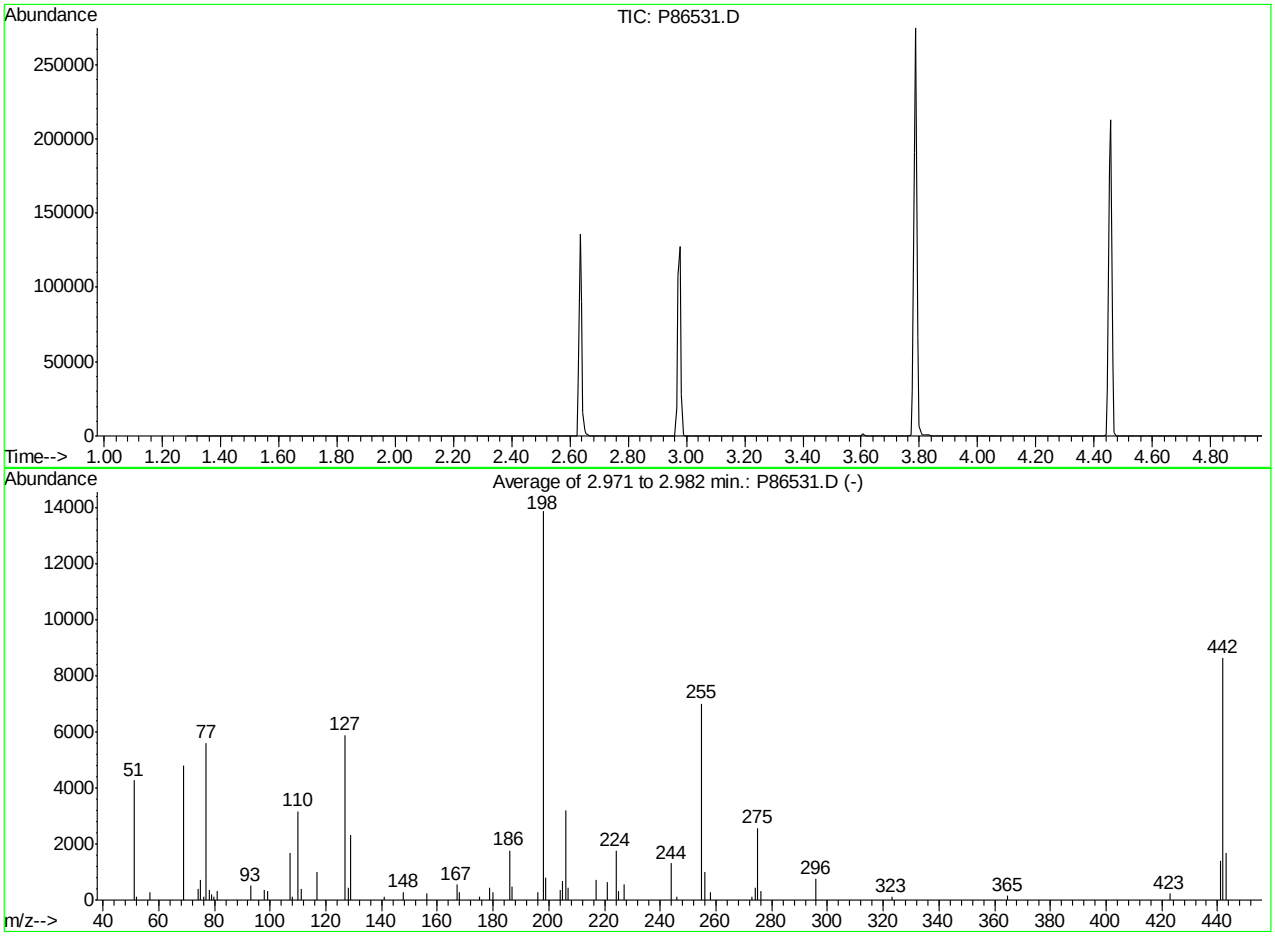

AutoFind: Scans 296, 297, 298; Background Corrected with Scan 292

Target Mass	Rel. to Mass	Lower Limit%	Upper Limit%	Rel. Abn%	Raw Abn	Result Pass/Fail
51	198	30	60	30.8	4269	PASS
68	69	0.00	2	0.0	0	PASS
69	198	0.00	100	34.6	4798	PASS
70	69	0.00	2	0.0	0	PASS
127	198	40	60	42.5	5890	PASS
197	198	0.00	1	0.0	0	PASS
198	198	100	100	100.0	13854	PASS
199	198	5	9	5.8	807	PASS
275	198	10	30	18.5	2558	PASS
365	198	1	100	1.0	145	PASS
441	443	0.10	100	82.6	1397	PASS
442	198	40	100	62.3	8627	PASS
443	442	17	23	19.6	1691	PASS

P86531.D DFTPPP.M Wed Jun 25 12:47:28 2014

Average of 2.971 to 2.982 min.: P86531.D
dftpp
Modified:subtracted

m/z	abund.	m/z	abund.	m/z	abund.	m/z	abund.
51.00	4269	81.00	326	129.00	2320	195.95	296
52.00	117	92.95	510	140.90	117	197.90	13854
56.95	298	97.95	374	147.90	292	198.90	807
69.00	4798	99.00	338	156.00	254	203.90	348
73.95	405	107.00	1667	166.90	553	204.95	694
74.95	702	107.90	127	167.90	282	206.00	3214
76.00	141	110.00	3176	175.00	118	206.95	427
77.00	5611	110.95	415	178.90	458	216.90	706
78.00	355	116.95	982	179.95	273	220.90	633
78.90	193	127.00	5890	185.90	1762	224.00	1741
79.90	134	128.00	447	186.95	475	224.90	335

Average of 2.971 to 2.982 min.: P86531.D
dftpp
Modified:subtracted

m/z	abund.	m/z	abund.	m/z	abund.	m/z	abund.
226.90	559	323.00	119				
244.00	1316	364.80	145				
245.90	130	422.90	227				
254.90	7004	440.95	1397				
255.90	994	441.90	8627				
257.90	279	442.90	1691				
272.90	122						
273.90	429						
274.90	2558						
275.90	303						
295.90	742						

Quantitation Report (Qedit)

Data File : C:\MSDCHEM\1\DATA\EP3684\P86531.D Vial: 1
Acq On : 20 Jun 2014 7:33 pm Operator: saraw
Sample : dftpp Inst : MSP
Misc : op75641,ep3685,1000,,,1,1 Multiplr: 1.00
MS Integration Params: RTEINT.P
Quant Time: Jun 20 19:38 2014 Quant Results File: temp.res

Method : C:\MSDCHEM\1\METHODS\DFTPPP.M (RTE Integrator)
Title : Semi Volatile GC/MS, ZB-5MSi 30m x .25mm x .25um
Last Update : Thu Jun 19 11:40:07 2014
Response via : Single Level Calibration

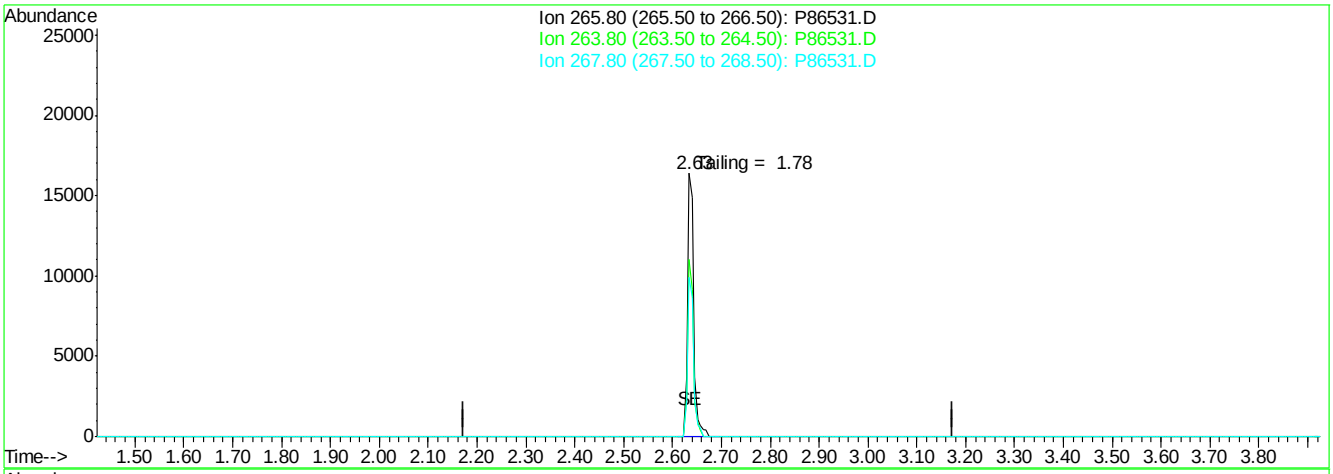

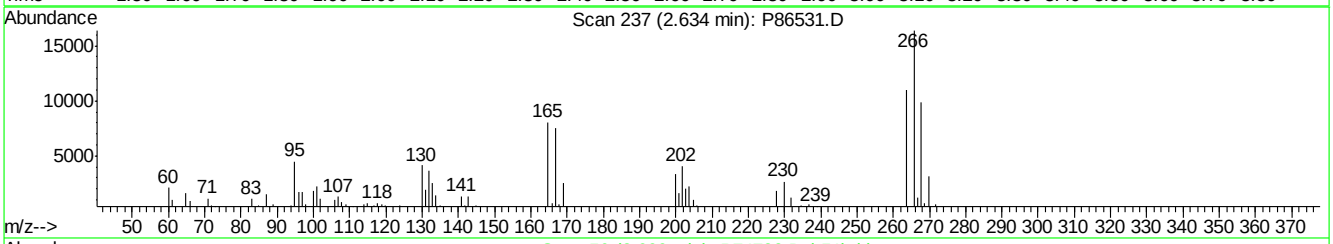

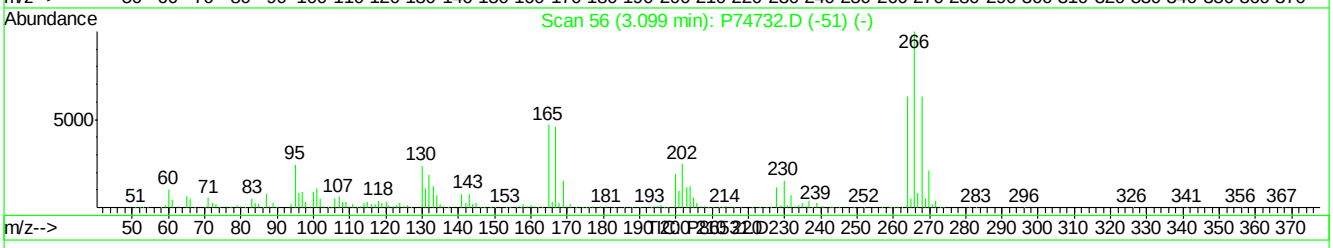

(1) Pentachlorophenol (t)

2.63min 7.63ppb

response 14192

Ion	Exp%	Act%
265.80	100	100
263.80	63.10	67.14
267.80	63.20	60.29
0.00	0.00	0.00

P86531.D DFTPPP.M Thu Jun 26 19:10:22 2014

Quantitation Report (Qedit)

Data File : C:\MSDCHEM\1\DATA\EP3684\P86531.D Vial: 1
Acq On : 20 Jun 2014 7:33 pm Operator: saraw
Sample : dftpp Inst : MSP
Misc : op75641,ep3685,1000,,,1,1 Multiplr: 1.00
MS Integration Params: RTEINT.P
Quant Time: Jun 20 19:38 2014 Quant Results File: temp.res

Method : C:\MSDCHEM\1\METHODS\DFTPPP.M (RTE Integrator)
Title : Semi Volatile GC/MS, ZB-5MSi 30m x .25mm x .25um
Last Update : Thu Jun 19 11:40:07 2014
Response via : Single Level Calibration

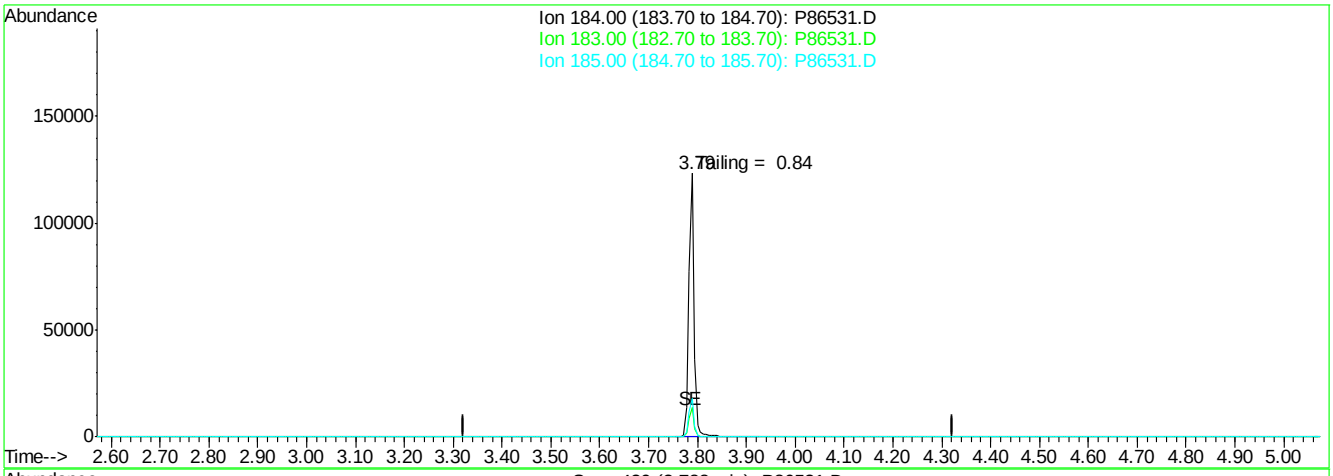

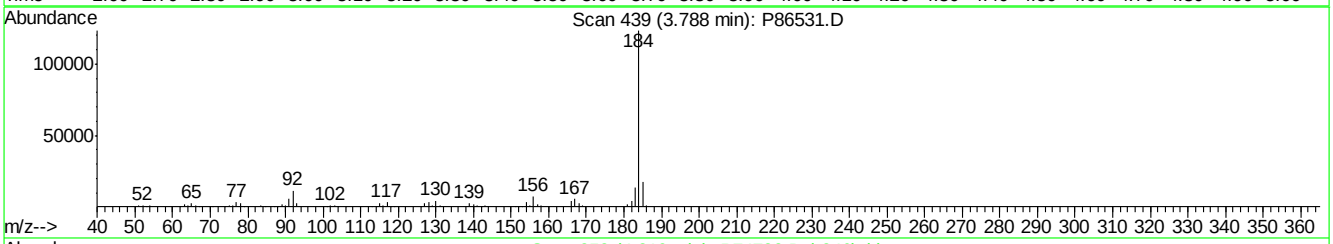

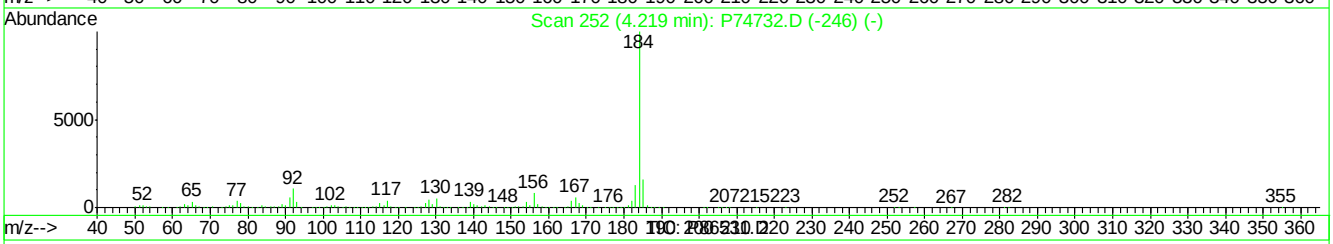

(2) Benzidine (t)

3.79min 4.81ppb

response 90097

Ion	Exp%	Act%
184.00	100	100
183.00	0.00	10.66
185.00	0.00	14.02
0.00	0.00	0.00

P86531.D DFTPPP.M Thu Jun 26 19:10:28 2014

Quantitation Report (Qedit)

Data File : C:\MSDCHEM\1\DATA\EP3684\P86531.D Vial: 1
Acq On : 20 Jun 2014 7:33 pm Operator: saraw
Sample : dftpp Inst : MSP
Misc : op75641,ep3685,1000,,,1,1 Multiplr: 1.00
MS Integration Params: RTEINT.P
Quant Time: Jun 20 19:38 2014 Quant Results File: temp.res

Method : C:\MSDCHEM\1\METHODS\DFTPPP.M (RTE Integrator)
Title : Semi Volatile GC/MS, ZB-5MSi 30m x .25mm x .25um
Last Update : Thu Jun 19 11:40:07 2014
Response via : Single Level Calibration

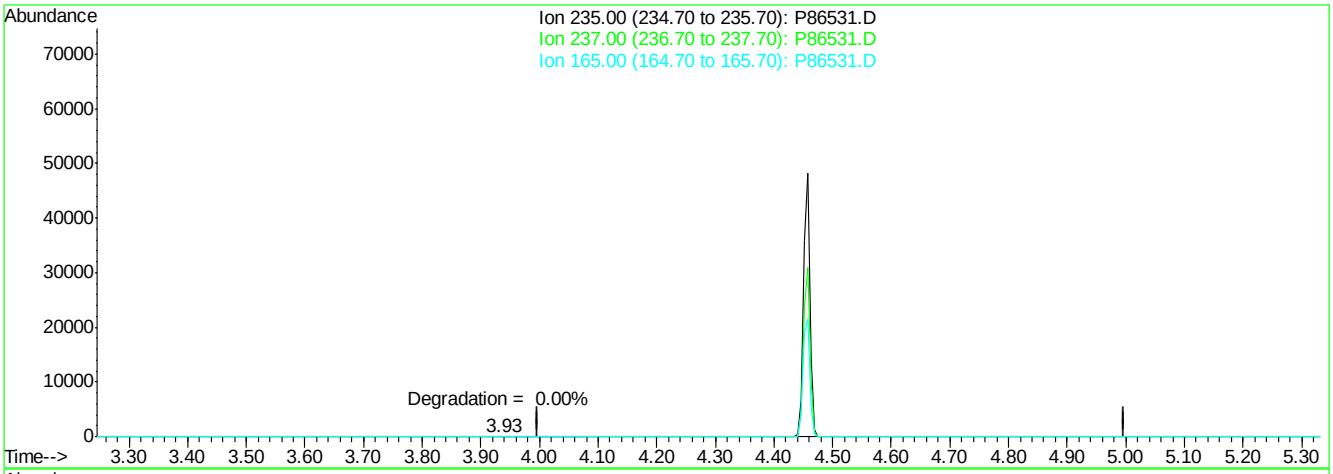

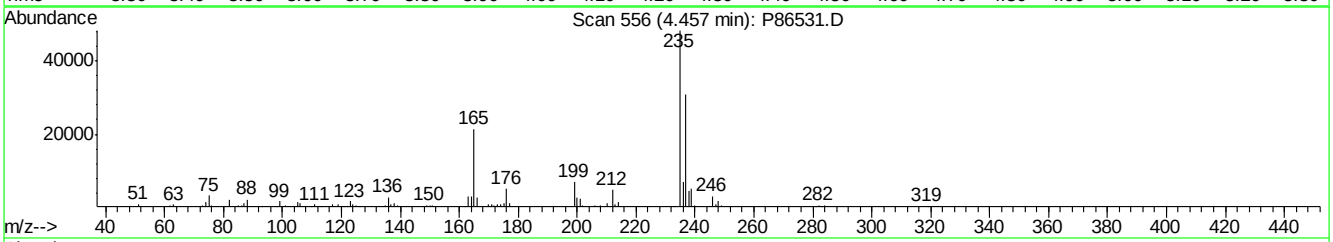

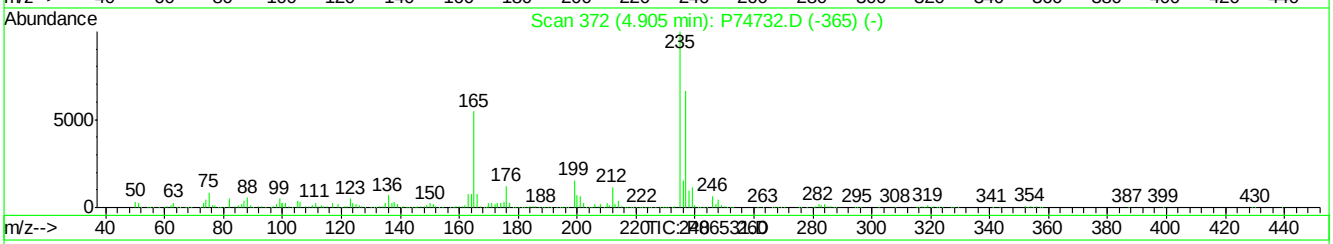

(3) ddt

4.46min 3.60ppb

response 36543

Ion	Exp%	Act%
235.00	100	100
237.00	65.40	65.67
165.00	55.50	47.37
0.00	0.00	0.00

P86531.D DFTPPP.M Thu Jun 26 19:10:35 2014

DFTPP

Data File : C:\MSDCHEM\1\DATA\EP3687\P86572.D Vial: 1
Acq On : 21 Jun 2014 1:38 pm Operator: kristis
Sample : dftpp Inst : MSP
Misc : op75641,ep3687,1000,,,1,1 Multiplr: 1.00
MS Integration Params: RTEINT.P
Method : C:\MSDCHEM\1\METHODS\DFTPPP.M (RTE Integrator)
Title : Semi Volatile GC/MS, ZB-5MSi 30m x .25mm x .25um

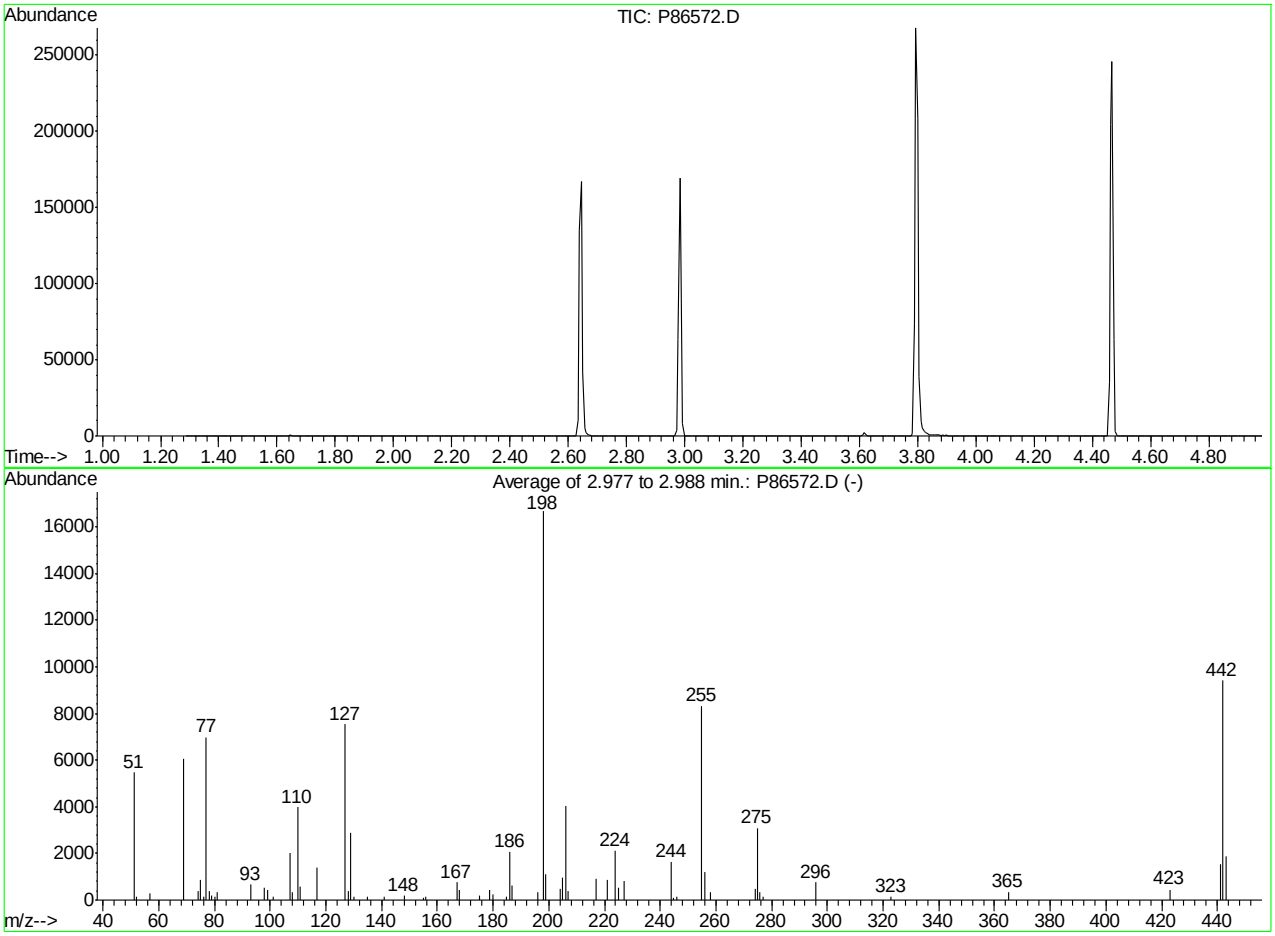

AutoFind: Scans 297, 298, 299; Background Corrected with Scan 293

Target Mass	Rel. to Mass	Lower Limit%	Upper Limit%	Rel. Abn%	Raw Abn	Result Pass/Fail
51	198	30	60	32.8	5470	PASS
68	69	0.00	2	0.0	0	PASS
69	198	0.00	100	36.3	6044	PASS
70	69	0.00	2	0.0	0	PASS
127	198	40	60	45.2	7526	PASS
197	198	0.00	1	0.0	0	PASS
198	198	100	100	100.0	16666	PASS
199	198	5	9	6.7	1112	PASS
275	198	10	30	18.5	3089	PASS
365	198	1	100	2.1	358	PASS
441	443	0.10	100	80.2	1524	PASS
442	198	40	100	56.5	9420	PASS
443	442	17	23	20.2	1900	PASS

P86572.D DFTPPP.M Wed Jun 25 12:58:15 2014

Average of 2.977 to 2.988 min.: P86572.D
dftpp
Modified:subtracted

m/z	abund.	m/z	abund.	m/z	abund.	m/z	abund.
51.00	5470	80.95	316	127.95	397	178.90	446
52.00	136	92.95	670	128.95	2883	180.00	250
56.90	305	97.95	518	129.90	137	184.90	140
69.00	6044	99.00	435	134.90	123	186.00	2046
73.95	397	101.00	153	140.90	159	186.95	635
74.95	889	107.00	2002	148.00	184	195.90	352
76.00	150	107.90	318	154.90	119	197.90	16666
77.00	6981	109.90	3977	155.90	148	198.90	1112
78.00	380	110.90	596	167.00	751	203.95	465
79.00	210	116.95	1403	167.90	453	204.95	944
80.00	148	127.00	7526	175.00	189	205.95	4034

Average of 2.977 to 2.988 min.: P86572.D
dftpp
Modified:subtracted

m/z	abund.	m/z	abund.	m/z	abund.	m/z	abund.
206.90	366	257.85	346	442.95	1900		
216.90	935	273.90	492				
220.90	865	274.90	3089				
223.90	2104	275.90	346				
224.90	520	276.90	143				
226.90	840	295.85	768				
243.95	1631	322.90	144				
244.90	116	364.90	358				
245.90	132	422.95	447				
254.90	8342	440.90	1524				
255.90	1194	441.90	9420				

Quantitation Report (Qedit)

Data File : C:\MSDCHEM\1\DATA\EP3687\P86572.D Vial: 1
Acq On : 21 Jun 2014 1:38 pm Operator: kristis
Sample : dftpp Inst : MSP
Misc : op75641,ep3687,1000,,,1,1 Multiplr: 1.00
MS Integration Params: RTEINT.P
Quant Time: Jun 21 13:44 2014 Quant Results File: temp.res

Method : C:\MSDCHEM\1\METHODS\DFTPPP.M (RTE Integrator)
Title : Semi Volatile GC/MS, ZB-5MSi 30m x .25mm x .25um
Last Update : Thu Jun 19 11:40:07 2014
Response via : Single Level Calibration

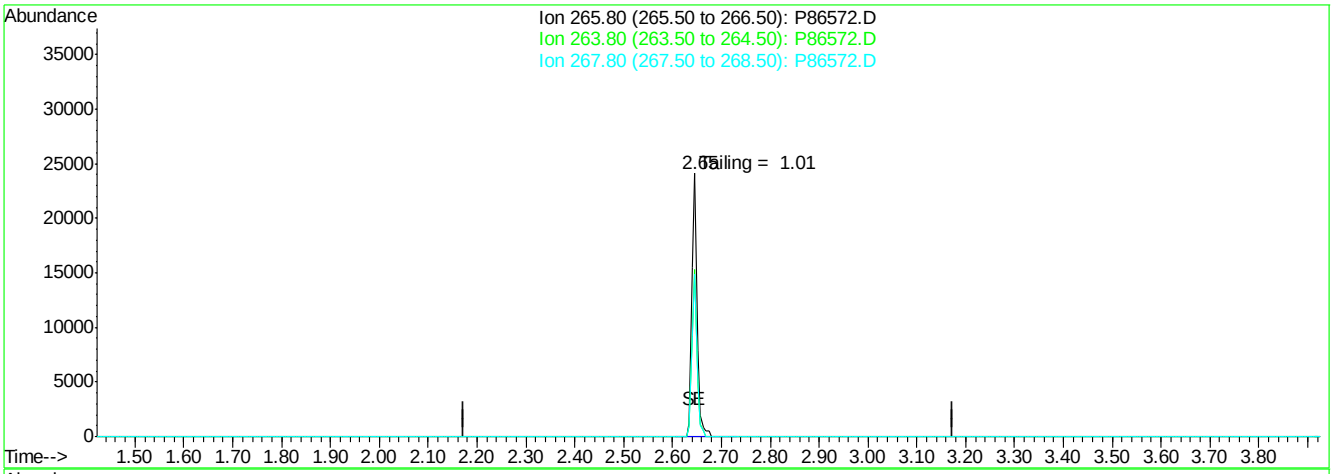

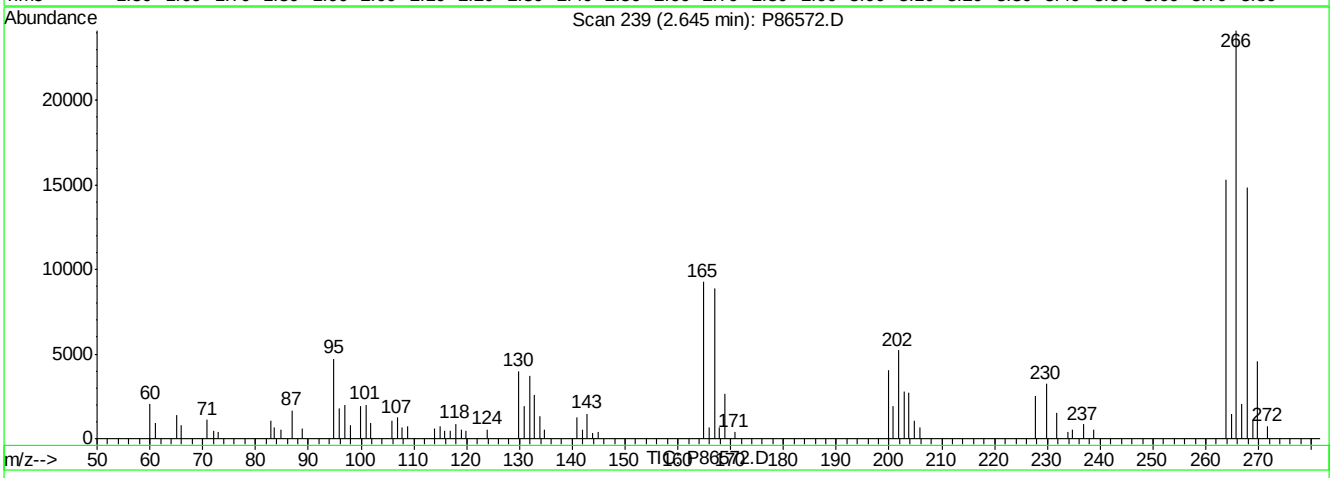

(1) Pentachlorophenol (t)

2.65min 9.71ppb

response 18042

Ion	Exp%	Act%
265.80	100	100
263.80	63.10	63.59
267.80	63.20	61.61
0.00	0.00	0.00

P86572.D DFTPPP.M Thu Jun 26 19:13:38 2014

Quantitation Report (Qedit)

Data File : C:\MSDCHEM\1\DATA\EP3687\P86572.D Vial: 1
Acq On : 21 Jun 2014 1:38 pm Operator: kristis
Sample : dftpp Inst : MSP
Misc : op75641,ep3687,1000,,,1,1 Multiplr: 1.00
MS Integration Params: RTEINT.P
Quant Time: Jun 21 13:44 2014 Quant Results File: temp.res

Method : C:\MSDCHEM\1\METHODS\DFTPPP.M (RTE Integrator)
Title : Semi Volatile GC/MS, ZB-5MSi 30m x .25mm x .25um
Last Update : Thu Jun 19 11:40:07 2014
Response via : Single Level Calibration

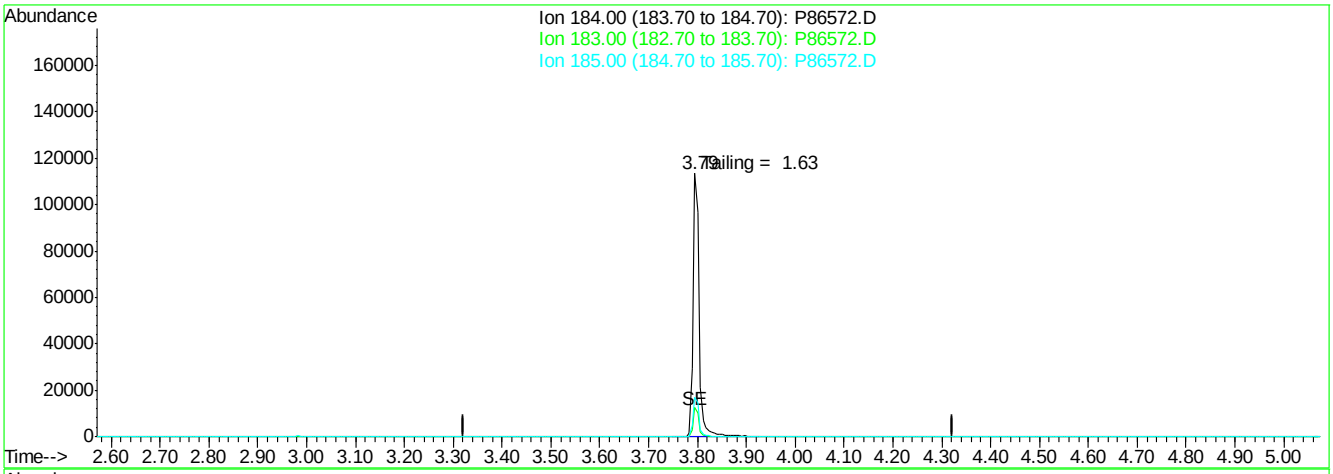

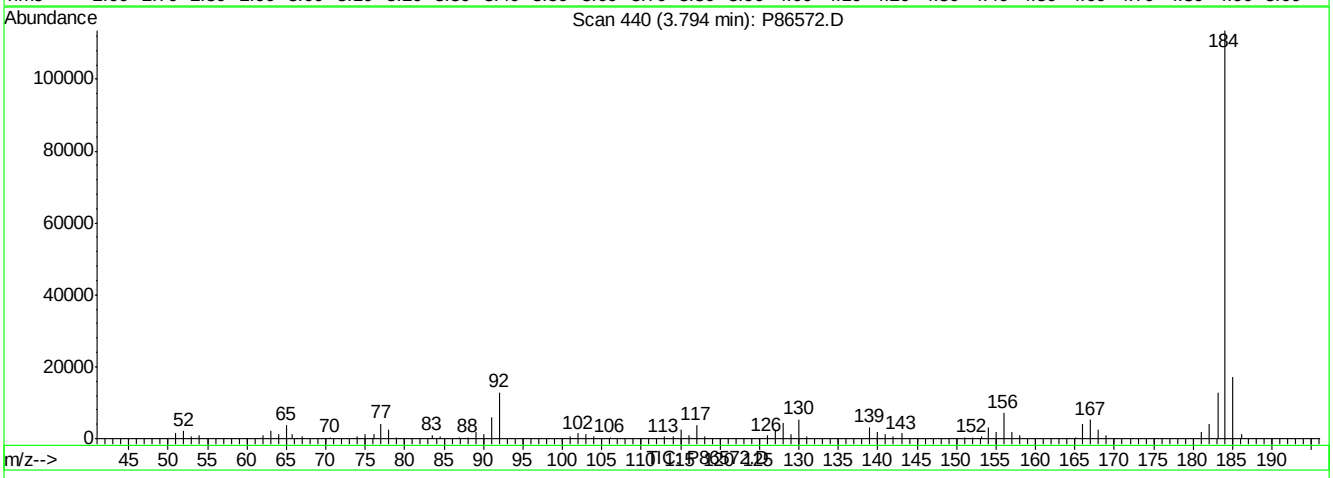

(2) Benzidine (t)

3.79min 5.23ppb

response 98065

Ion	Exp%	Act%
184.00	100	100
183.00	0.00	10.21
185.00	0.00	14.58
0.00	0.00	0.00

P86572.D DFTPPP.M Thu Jun 26 19:13:45 2014

Quantitation Report (Qedit)

Data File : C:\MSDCHEM\1\DATA\EP3687\P86572.D Vial: 1
Acq On : 21 Jun 2014 1:38 pm Operator: kristis
Sample : dftpp Inst : MSP
Misc : op75641,ep3687,1000,,,1,1 Multiplr: 1.00
MS Integration Params: RTEINT.P
Quant Time: Jun 21 13:44 2014 Quant Results File: temp.res

Method : C:\MSDCHEM\1\METHODS\DFTPPP.M (RTE Integrator)
Title : Semi Volatile GC/MS, ZB-5MSi 30m x .25mm x .25um
Last Update : Thu Jun 19 11:40:07 2014
Response via : Single Level Calibration

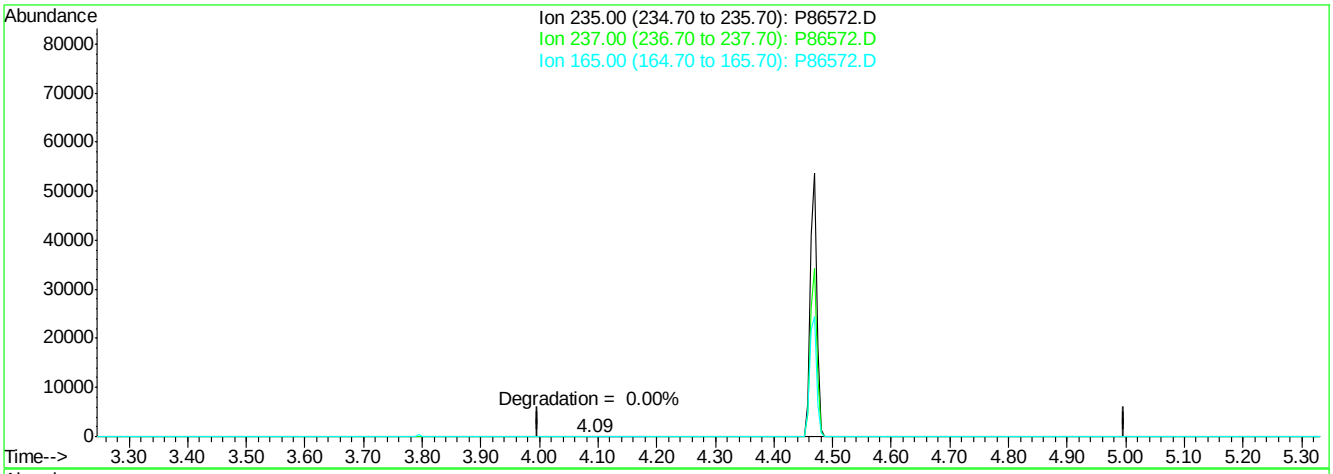

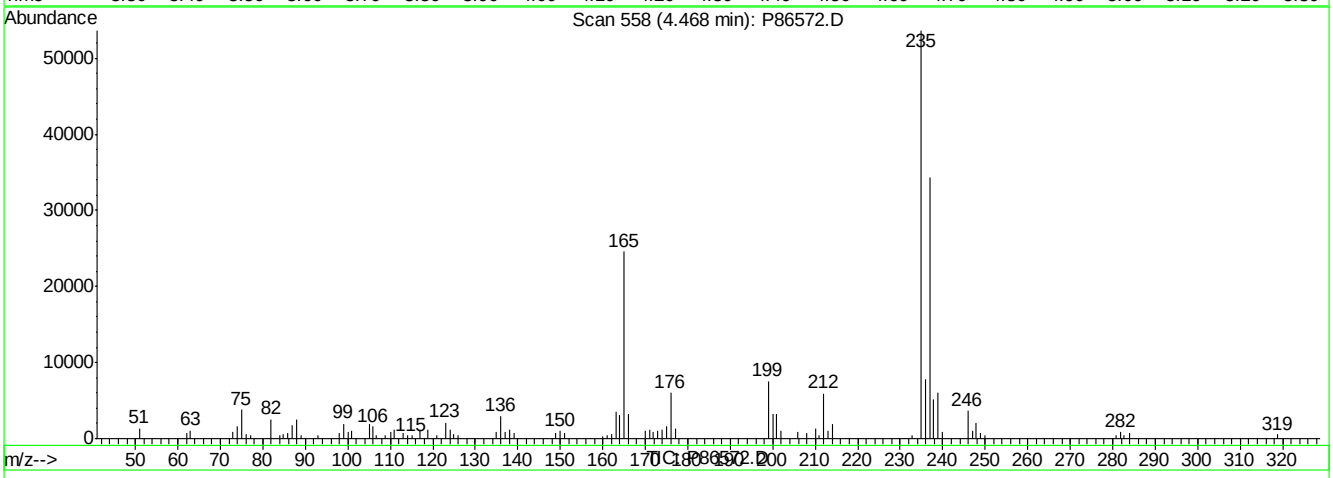

(3) ddt

4.47min 4.09ppb

response 41539

Ion	Exp%	Act%
235.00	100	100
237.00	65.40	64.71
165.00	55.50	48.21
0.00	0.00	0.00

P86572.D DFTPPP.M Thu Jun 26 19:13:53 2014

DFTPP

Data File : C:\MSDCHEM\1\DATA\EP3694\P86718.D Vial: 1
Acq On : 26 Jun 2014 11:13 am Operator: saraw
Sample : dftpp Inst : MSP
Misc : op75641,ep3694,1000,,,1,1 Multiplr: 1.00
MS Integration Params: RTEINT.P
Method : C:\MSDCHEM\1\METHODS\DFTPPP.M (RTE Integrator)
Title : Semi Volatile GC/MS, ZB-5MSi 30m x .25mm x .25um

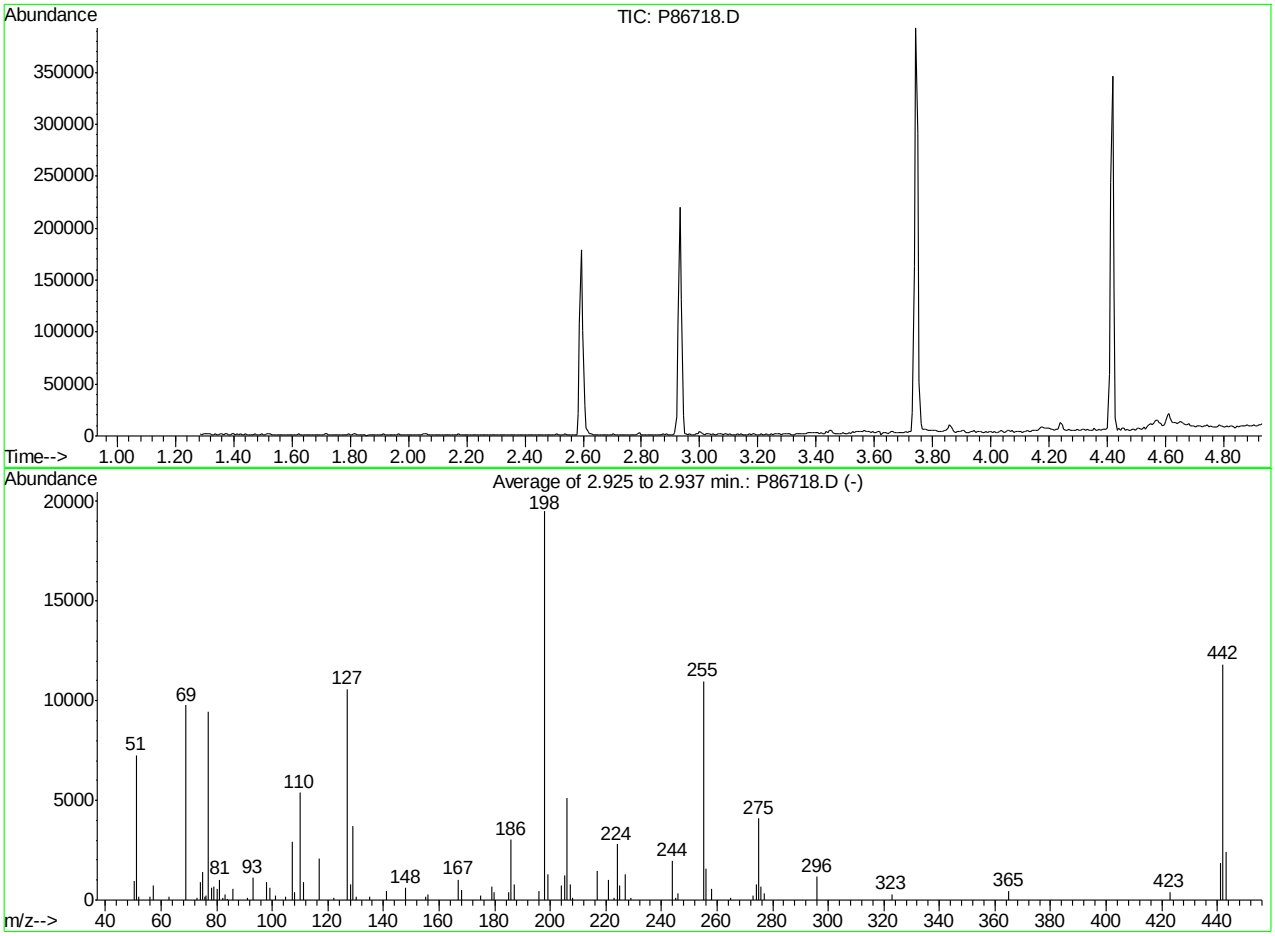

AutoFind: Scans 288, 289, 290; Background Corrected with Scan 284

Target Mass	Rel. to Mass	Lower Limit%	Upper Limit%	Rel. Abn%	Raw Abn	Result Pass/Fail
51	198	30	60	37.3	7272	PASS
68	69	0.00	2	0.0	0	PASS
69	198	0.00	100	50.1	9762	PASS
70	69	0.00	2	0.0	0	PASS
127	198	40	60	54.3	10588	PASS
197	198	0.00	1	0.0	0	PASS
198	198	100	100	100.0	19494	PASS
199	198	5	9	6.7	1310	PASS
275	198	10	30	21.0	4096	PASS
365	198	1	100	2.4	463	PASS
441	443	0.10	100	75.5	1832	PASS
442	198	40	100	60.7	11837	PASS
443	442	17	23	20.5	2425	PASS

P86718.D DFTPPP.M Thu Jun 26 18:06:22 2014

Average of 2.925 to 2.937 min.: P86718.D
dftpp
Modified:subtracted

m/z	abund.	m/z	abund.	m/z	abund.	m/z	abund.
50.10	984	76.10	214	93.00	1110	127.00	10588
51.05	7272	77.05	9425	98.00	894	128.00	789
52.00	176	78.05	634	99.00	626	129.00	3736
56.00	196	79.00	676	101.00	227	130.00	172
57.00	747	80.00	549	104.90	156	135.00	167
63.00	151	81.00	1018	107.00	2898	140.95	464
69.00	9762	82.00	126	108.00	398	147.95	598
73.00	119	82.95	281	110.00	5376	155.00	159
74.00	881	83.90	64	111.00	921	156.00	311
75.00	1403	85.95	579	117.00	2101	166.95	1028
75.90	145	91.00	122	121.90	123	167.90	520

Average of 2.925 to 2.937 min.: P86718.D
dftpp
Modified:subtracted

m/z	abund.	m/z	abund.	m/z	abund.	m/z	abund.
175.10	202	206.00	5126	244.90	124	296.00	1171
178.95	701	207.00	781	246.00	356	322.95	309
179.95	397	208.00	130	255.00	10980	364.90	463
185.05	423	216.90	1485	255.95	1595	422.95	409
186.00	3015	221.00	1007	257.90	560	441.00	1832
186.95	803	222.90	125	265.00	128	442.00	11837
196.00	440	224.00	2792	273.00	199	443.00	2425
198.00	19494	225.00	741	273.95	794		
198.95	1310	227.00	1308	275.00	4096		
204.00	719	228.90	133	275.95	687		
205.00	1231	244.00	1968	276.95	348		

Quantitation Report (Qedit)

Data File : C:\MSDCHEM\1\DATA\EP3694\P86718.D Vial: 1
Acq On : 26 Jun 2014 11:13 am Operator: saraw
Sample : dftpp Inst : MSP
Misc : op75641,ep3694,1000,,,1,1 Multiplr: 1.00
MS Integration Params: RTEINT.P
Quant Time: Jun 26 11:18 2014 Quant Results File: temp.res

Method : C:\MSDCHEM\1\METHODS\DFTPPP.M (RTE Integrator)
Title : Semi Volatile GC/MS, ZB-5MSi 30m x .25mm x .25um
Last Update : Thu Jun 19 11:40:07 2014
Response via : Single Level Calibration

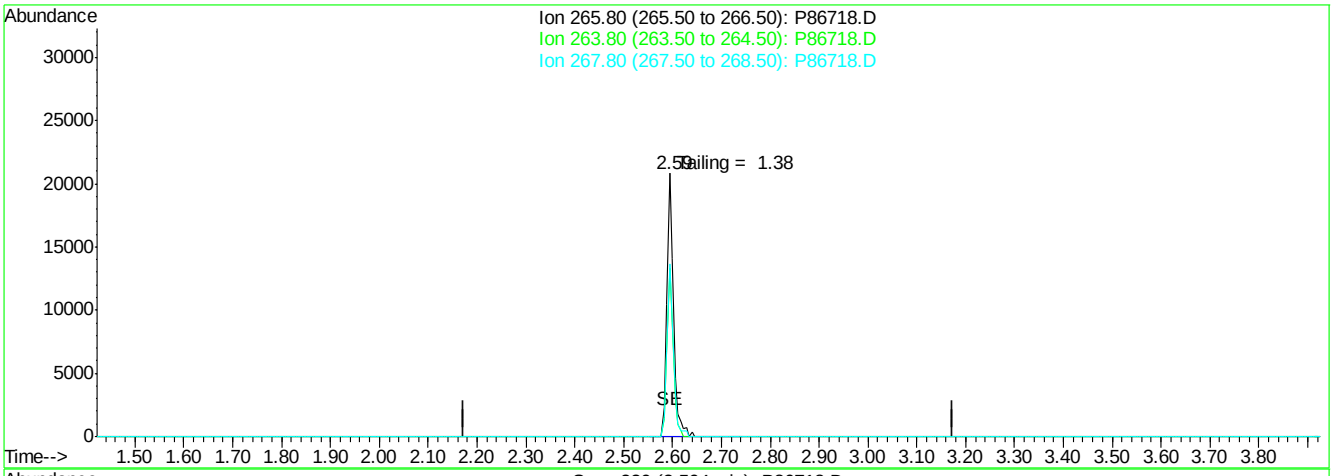

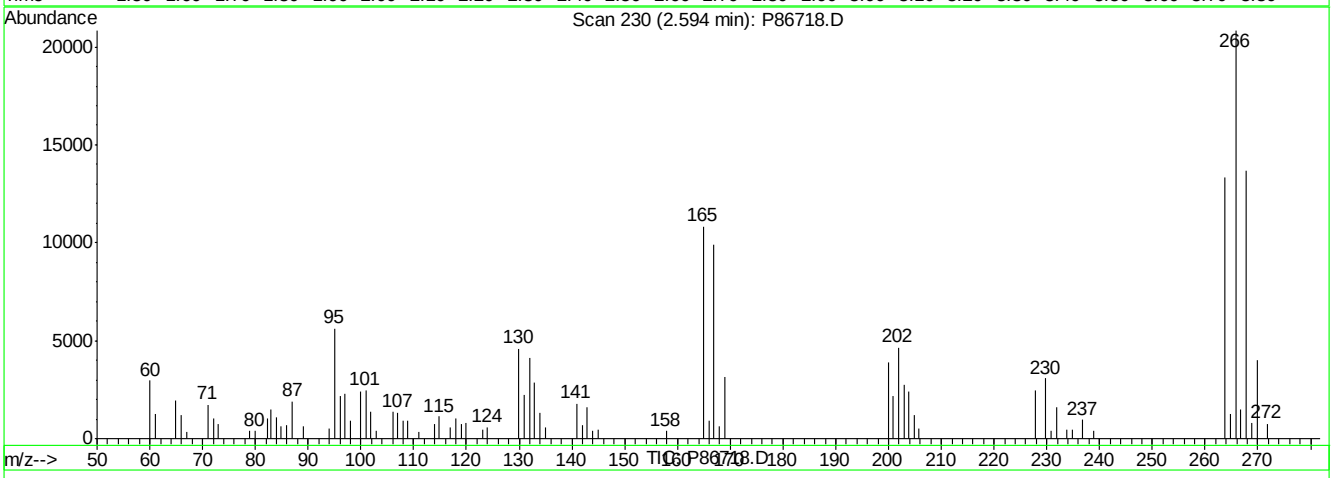

(1) Pentachlorophenol (t)

2.59min 10.51ppb

response 19534

Ion	Exp%	Act%
265.80	100	100
263.80	63.10	64.09
267.80	63.20	65.78
0.00	0.00	0.00

P86718.D DFTPPP.M Thu Jun 26 18:06:28 2014

Quantitation Report (Qedit)

Data File : C:\MSDCHEM\1\DATA\EP3694\P86718.D Vial: 1
Acq On : 26 Jun 2014 11:13 am Operator: saraw
Sample : dftpp Inst : MSP
Misc : op75641,ep3694,1000,,,1,1 Multiplr: 1.00
MS Integration Params: RTEINT.P
Quant Time: Jun 26 11:18 2014 Quant Results File: temp.res

Method : C:\MSDCHEM\1\METHODS\DFTPPP.M (RTE Integrator)
Title : Semi Volatile GC/MS, ZB-5MSi 30m x .25mm x .25um
Last Update : Thu Jun 19 11:40:07 2014
Response via : Single Level Calibration

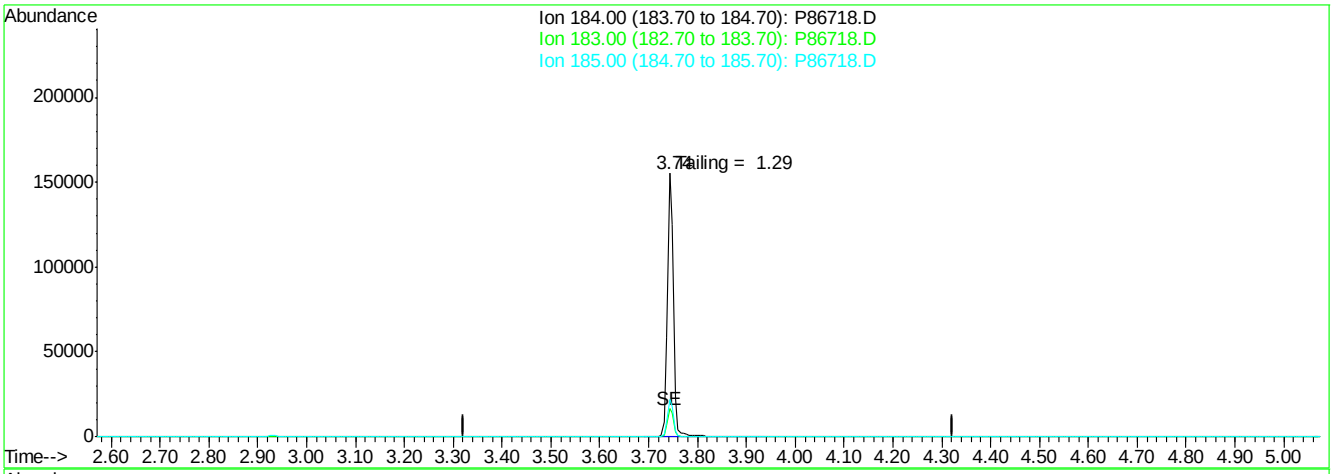

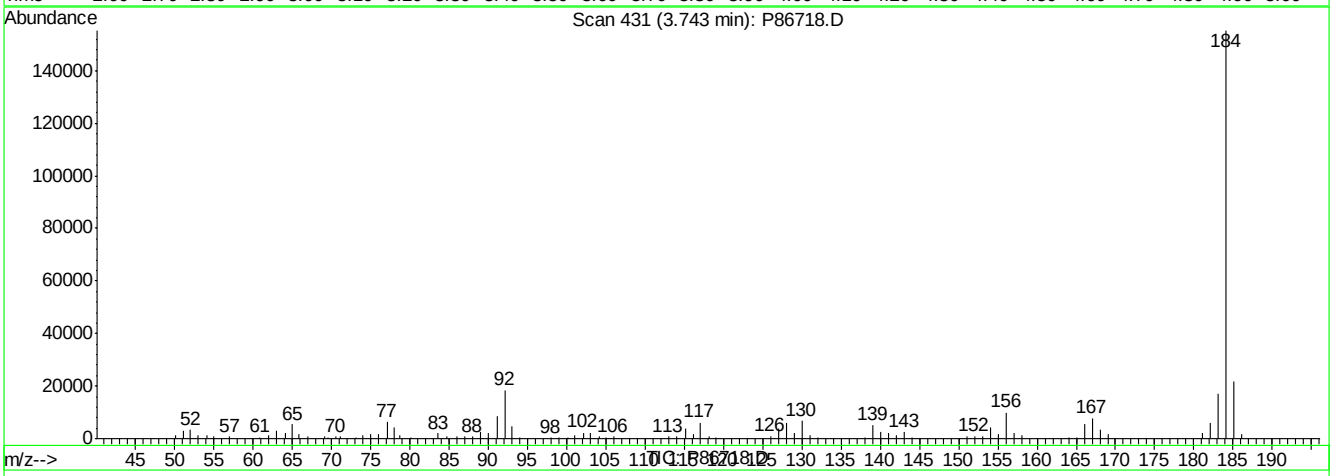

(2) Benzidine (t)

3.74min 7.00ppb

response 131109

Ion	Exp%	Act%
184.00	100	100
183.00	0.00	10.79
185.00	0.00	13.94
0.00	0.00	0.00

P86718.D DFTPPP.M Thu Jun 26 18:06:34 2014

Quantitation Report (Qedit)

Data File : C:\MSDCHEM\1\DATA\EP3694\P86718.D Vial: 1
Acq On : 26 Jun 2014 11:13 am Operator: saraw
Sample : dftpp Inst : MSP
Misc : op75641,ep3694,1000,,,1,1 Multiplr: 1.00
MS Integration Params: RTEINT.P
Quant Time: Jun 26 11:18 2014 Quant Results File: temp.res

Method : C:\MSDCHEM\1\METHODS\DFTPPP.M (RTE Integrator)
Title : Semi Volatile GC/MS, ZB-5MSi 30m x .25mm x .25um
Last Update : Thu Jun 19 11:40:07 2014
Response via : Single Level Calibration

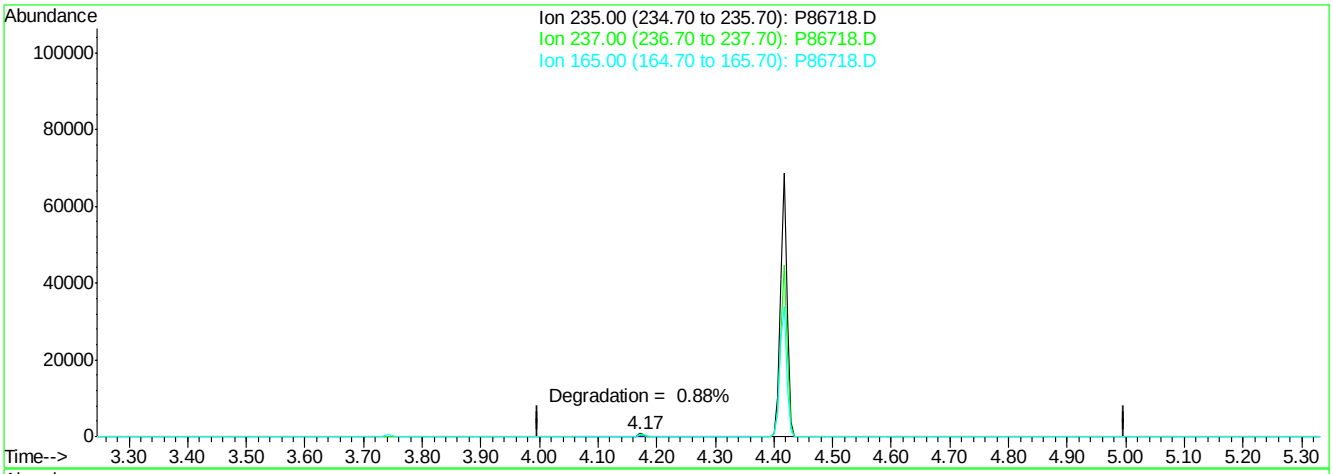

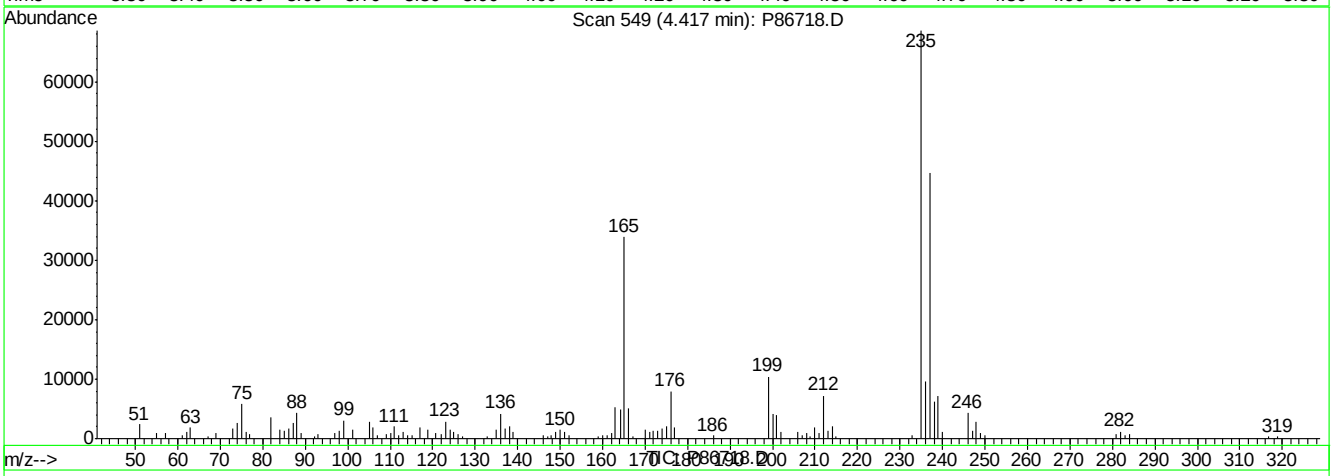

(3) ddt

4.42min 5.24ppb

response 53217

Ion	Exp%	Act%
235.00	100	100
237.00	65.40	65.79
165.00	55.50	51.46
0.00	0.00	0.00

P86718.D DFTPPP.M Thu Jun 26 18:06:42 2014

DFTPP

Data File : C:\MSDCHEM\1\DATA\EP3695\P86746.D Vial: 1
Acq On : 27 Jun 2014 7:52 am Operator: elwiraa
Sample : dftpp Inst : MSP
Misc : op75641,ep3695,1000,,,1,1 Multiplr: 1.00
MS Integration Params: RTEINT.P
Method : C:\MSDCHEM\1\METHODS\DFTPPP.M (RTE Integrator)
Title : Semi Volatile GC/MS, ZB-5MSi 30m x .25mm x .25um

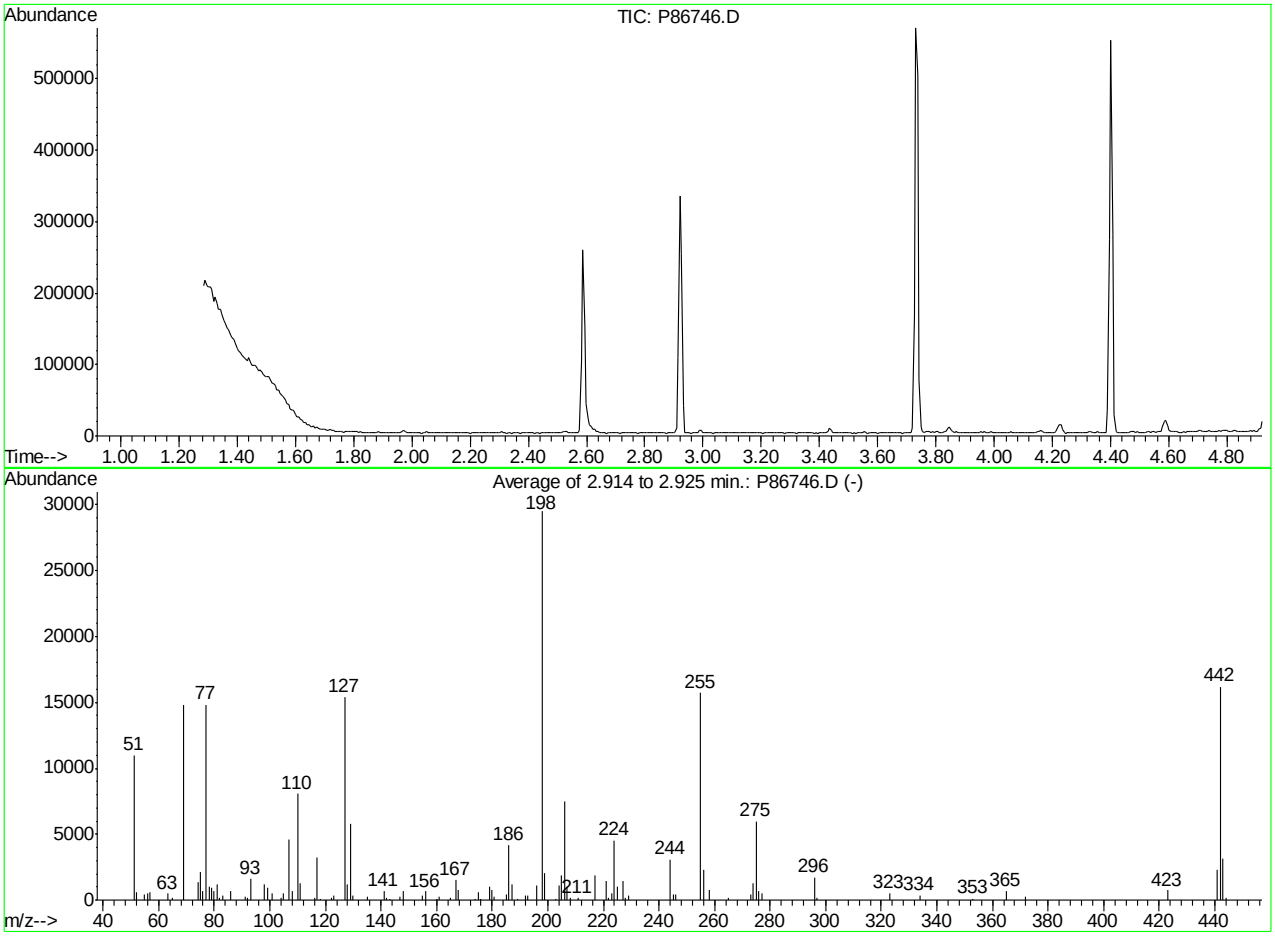

AutoFind: Scans 286, 287, 288; Background Corrected with Scan 282

Target Mass	Rel. to Mass	Lower Limit%	Upper Limit%	Rel. Abn%	Raw Abn	Result Pass/Fail
51	198	30	60	37.3	11009	PASS
68	69	0.00	2	0.0	0	PASS
69	198	0.00	100	50.1	14788	PASS
70	69	0.00	2	0.0	0	PASS
127	198	40	60	52.3	15420	PASS
197	198	0.00	1	0.0	0	PASS
198	198	100	100	100.0	29496	PASS
199	198	5	9	6.8	2015	PASS
275	198	10	30	20.3	5985	PASS
365	198	1	100	2.4	722	PASS
441	443	0.10	100	72.2	2282	PASS
442	198	40	100	54.8	16174	PASS
443	442	17	23	19.5	3159	PASS

P86746.D DFTPPP.M Fri Jun 27 15:46:43 2014

Average of 2.914 to 2.925 min.: P86746.D
dftpp
Modified:subtracted

m/z	abund.	m/z	abund.	m/z	abund.	m/z	abund.
51.00	11009	77.00	14816	97.95	1236	118.00	126
52.05	602	78.05	1036	99.00	907	122.00	146
55.00	460	79.05	932	100.95	504	123.05	350
55.95	521	79.95	667	104.00	161	127.00	15420
57.00	592	81.00	1174	104.95	518	128.00	1211
63.10	497	81.90	142	107.00	4574	129.00	5753
65.00	168	82.95	330	107.95	691	130.00	380
69.00	14788	85.90	665	110.00	8054	135.00	227
74.05	1356	91.00	284	111.00	1292	140.95	707
74.95	2159	92.00	138	116.10	143	142.00	134
76.00	706	93.00	1580	117.00	3242	143.00	122

Average of 2.914 to 2.925 min.: P86746.D
dftpp
Modified:subtracted

m/z	abund.	m/z	abund.	m/z	abund.	m/z	abund.
146.95	272	176.00	120	197.90	29496	221.90	166
147.95	671	178.90	1053	198.95	2015	223.00	506
155.00	346	179.95	763	202.90	119	224.00	4539
155.95	667	180.85	254	204.00	1111	225.00	1013
160.00	128	185.00	416	205.00	1853	226.95	1484
160.90	250	186.00	4196	206.00	7454	228.00	131
164.90	153	187.05	1223	207.00	1060	229.00	342
166.95	1494	189.00	127	208.00	168	244.00	3086
167.95	745	191.95	356	210.90	168	245.00	388
173.90	120	192.95	379	216.90	1913	245.90	404
175.05	624	196.00	1104	220.95	1421	255.00	15733

Average of 2.914 to 2.925 min.: P86746.D
dftpp
Modified:subtracted

m/z	abund.	m/z	abund.	m/z	abund.	m/z	abund.
256.00	2306	333.90	381				
257.95	766	353.00	118				
265.00	175	364.95	722				
272.90	411	372.00	253				
274.00	1320	422.90	734				
275.00	5985	441.00	2282				
275.95	669	442.00	16174				
277.00	498	443.00	3159				
295.95	1745	443.90	160				
296.90	145						
323.00	512						

Quantitation Report (Qedit)

Data File : C:\MSDCHEM\1\DATA\EP3695\P86746.D Vial: 1
Acq On : 27 Jun 2014 7:52 am Operator: elwiraa
Sample : dftpp Inst : MSP
Misc : op75641,ep3695,1000,,,1,1 Multiplr: 1.00
MS Integration Params: RTEINT.P
Quant Time: Jun 27 7:57 2014 Quant Results File: temp.res

Method : C:\MSDCHEM\1\METHODS\DFTPPP.M (RTE Integrator)
Title : Semi Volatile GC/MS, ZB-5MSi 30m x .25mm x .25um
Last Update : Thu Jun 19 11:40:07 2014
Response via : Single Level Calibration

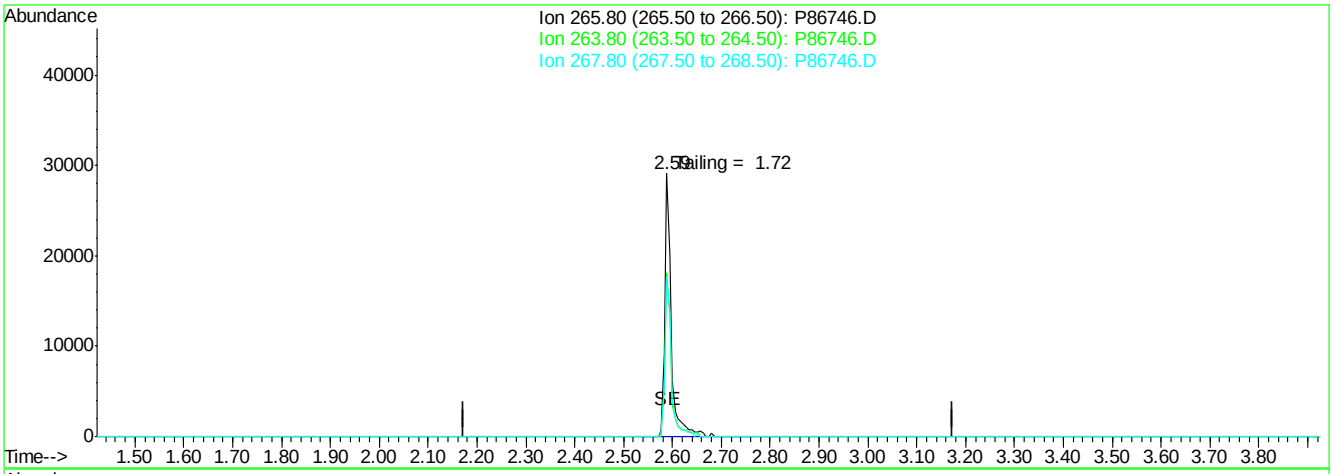

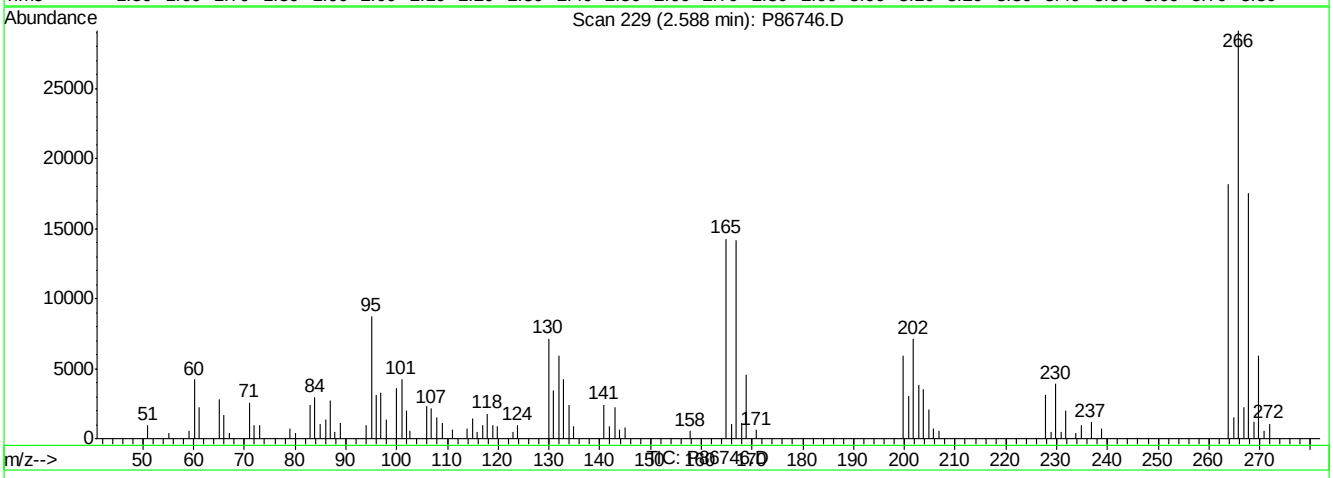

(1) Pentachlorophenol (t)

2.59min 14.26ppb

response 26503

Ion	Exp%	Act%
265.80	100	100
263.80	63.10	62.24
267.80	63.20	60.29
0.00	0.00	0.00

P86746.D DFTPPP.M Fri Jun 27 15:46:49 2014

Quantitation Report (Qedit)

Data File : C:\MSDCHEM\1\DATA\EP3695\P86746.D Vial: 1
Acq On : 27 Jun 2014 7:52 am Operator: elwiraa
Sample : dftpp Inst : MSP
Misc : op75641,ep3695,1000,,,1,1 Multiplr: 1.00
MS Integration Params: RTEINT.P
Quant Time: Jun 27 7:57 2014 Quant Results File: temp.res

Method : C:\MSDCHEM\1\METHODS\DFTPPP.M (RTE Integrator)
Title : Semi Volatile GC/MS, ZB-5MSi 30m x .25mm x .25um
Last Update : Thu Jun 19 11:40:07 2014
Response via : Single Level Calibration

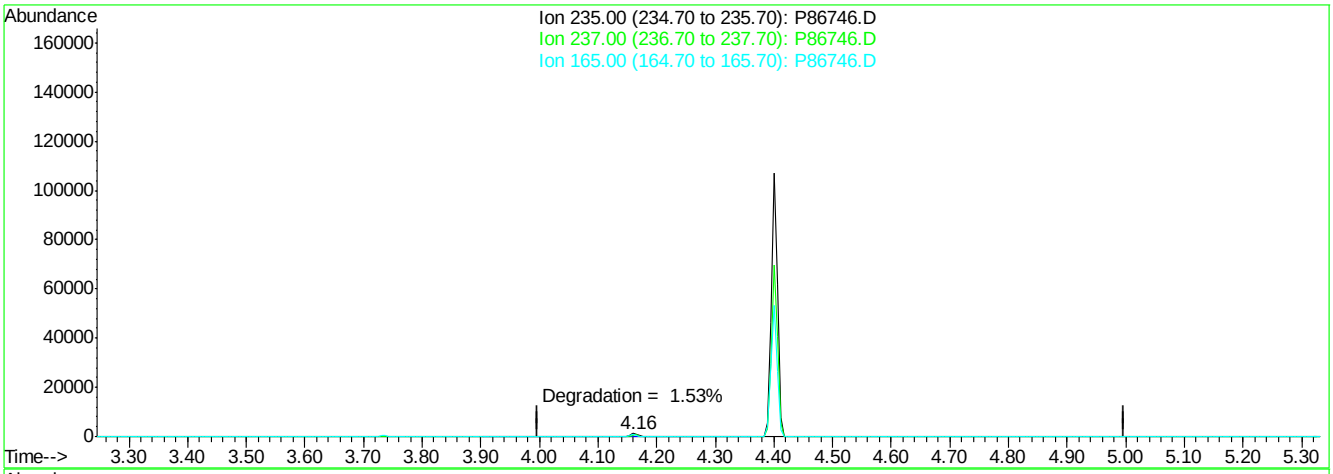

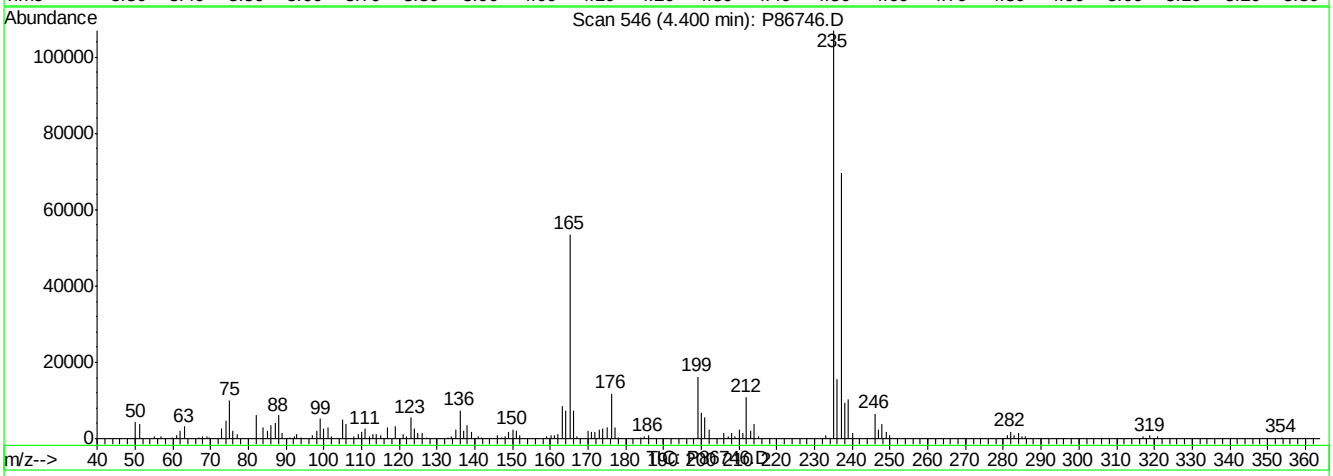

(3) ddt

4.40min 7.75ppb

response 78634

Ion	Exp%	Act%
235.00	100	100
237.00	65.40	64.84
165.00	55.50	50.27
0.00	0.00	0.00

P86746.D DFTPPP.M Fri Jun 27 15:46:57 2014

Quantitation Report (Qedit)

Data File : C:\MSDCHEM\1\DATA\EP3695\P86746.D Vial: 1
Acq On : 27 Jun 2014 7:52 am Operator: elwiraa
Sample : dftpp Inst : MSP
Misc : op75641,ep3695,1000,,,1,1 Multiplr: 1.00
MS Integration Params: RTEINT.P
Quant Time: Jun 27 7:57 2014 Quant Results File: temp.res

Method : C:\MSDCHEM\1\METHODS\DFTPPP.M (RTE Integrator)
Title : Semi Volatile GC/MS, ZB-5MSi 30m x .25mm x .25um
Last Update : Thu Jun 19 11:40:07 2014
Response via : Single Level Calibration

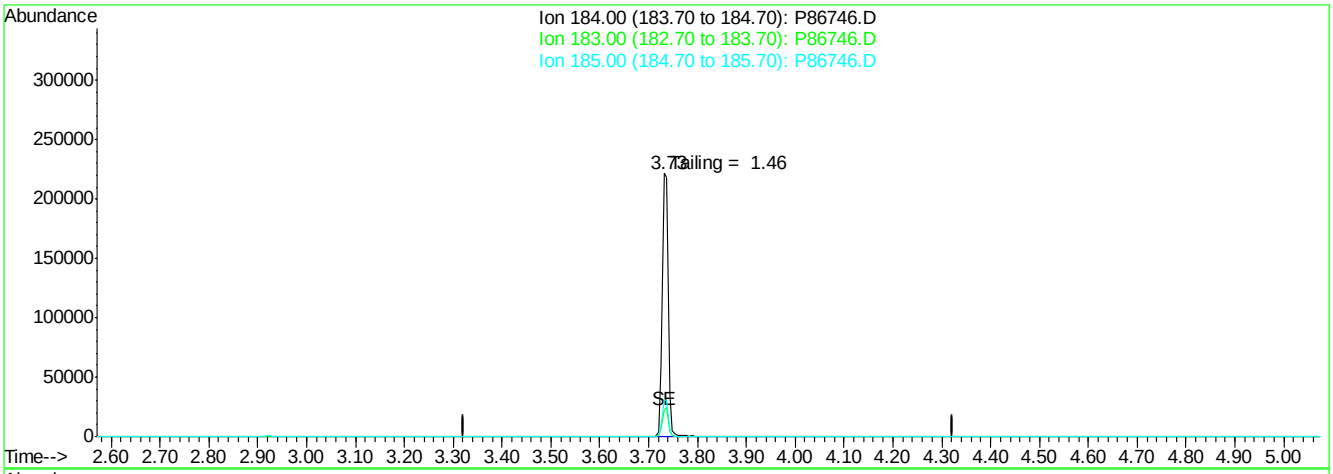

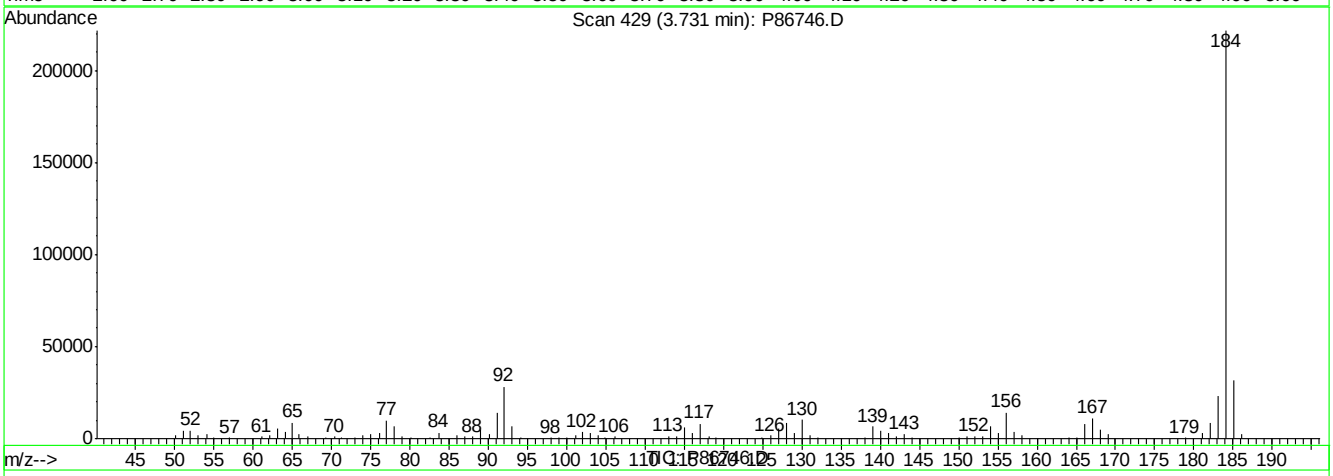

(2) Benzidine (t)

3.73min 10.10ppb

response 189109

Ion	Exp%	Act%
184.00	100	100
183.00	0.00	10.83
185.00	0.00	13.98
0.00	0.00	0.00

P86746.D DFTPPP.M Fri Jun 27 15:47:03 2014

Quantitation Report (QT Reviewed)

Data Path : C:\msdchem\1\DATA\E3e2646\
Data File : 3E61403.D
Acq On : 4 Jun 2014 9:51 pm
Operator : olgaa
Sample : ic2647-100
Misc : op74977,e3e2647,
ALS Vial : 10 Sample Multiplier: 1

Quant Time: Jun 05 16:04:28 2014
Quant Method : C:\msdchem\1\METHODS\M3E2646.M
Quant Title : Semi Volatile GC/MS, rtx-5msi 30m x .25mm x .25MoThu Jun 05 16:03:01 2014
QLast Update : Thu Jun 05 16:04:00 2014
Response via : Initial Calibration

Internal Standards	R.T.	QIon	Response	Conc	Units	Dev(Min)
1) 1,4-Dichlorobenzene-d4	4.978	152	219122	40.00	ppb	0.00
24) Naphthalene-d8	6.123	136	842727	40.00	ppb	0.00
47) Acenaphthene-d10	8.262	164	437645	40.00	ppb	0.00
69) Phenanthrene-d10	10.461	188	631082	40.00	ppb	0.00
83) Chrysene-d12	14.659	240	537386	40.00	ppb	0.00
92) Perylene-d12	16.793	264	476270	40.00	ppb	0.00
102) 1,4-Dichlorobenzene-d4a	4.978	152	219122	40.00	ppb	0.00
104) Acenaphthene-d10a	8.262	164	437645	40.00	ppb	0.00
106) Phenanthrene-d10a	10.461	188	631082	40.00	ppb	0.00
110) Chrysene-d12a	14.659	240	537386	40.00	ppb	0.00
112) Naphthalene-d8a	6.123	136	842727	40.00	ppb	0.00
System Monitoring Compounds						
5) 2-Fluorophenol	0.000	112	0	0.00	ppb	
Spiked Amount 50.000			Recovery =	0.00%		
8) Phenol-d5	0.000	99	0	0.00	ppb	
Spiked Amount 50.000			Recovery =	0.00%		
25) Nitrobenzene-d5	0.000	82	0	0.00	ppb	
Spiked Amount 50.000			Recovery =	0.00%		
51) 2-Fluorobiphenyl	0.000	172	0d	0.00	ppb	
Spiked Amount 50.000			Recovery =	0.00%		
73) 2,4,6-Tribromophenol	0.000	330	0	0.00	ppb	
Spiked Amount 50.000			Recovery =	0.00%		
85) Terphenyl-d14	0.000	244	0	0.00	ppb	
Spiked Amount 50.000			Recovery =	0.00%		
108) o-Terphenyl	11.102	230	898265	100.00	ppb	0.00
Spiked Amount 50.000			Recovery =	200.00%		
109) 1-Chlorooctadecane	12.295	57	567216	100.00	ppb	0.00
Spiked Amount 50.000			Recovery =	200.00%		
Target Compounds						Qvalue
103) Benzaldehyde	4.636	105	522423	100.00	ppb	96
105) 1,2,4,5-Tetrachloroben...	7.112	216	559422	100.00	ppb	98
107) Atrazine	10.081	215	188930	100.00	ppb	98
111) benzidine	12.616	184	705974	100.00	ppb	100
113) Hydroquinone	6.545	110	703135	100.00	ppb	98

(#) = qualifier out of range (m) = manual integration (+) = signals summed

Quantitation Report (QT Reviewed)

Data Path : C:\msdchem\1\DATA\E3e2646\
Data File : 3E61403.D
Acq On : 4 Jun 2014 9:51 pm
Operator : olgaa
Sample : ic2647-100
Misc : op74977,e3e2647,
ALS Vial : 10 Sample Multiplier: 1

Quant Time: Jun 05 16:04:28 2014
Quant Method : C:\msdchem\1\METHODS\M3E2646.M
Quant Title : Semi Volatile GC/MS, rtx-5msi 30m x .25mm x .25MoThu Jun 05 16:03:01 2014
QLast Update : Thu Jun 05 16:04:00 2014
Response via : Initial Calibration

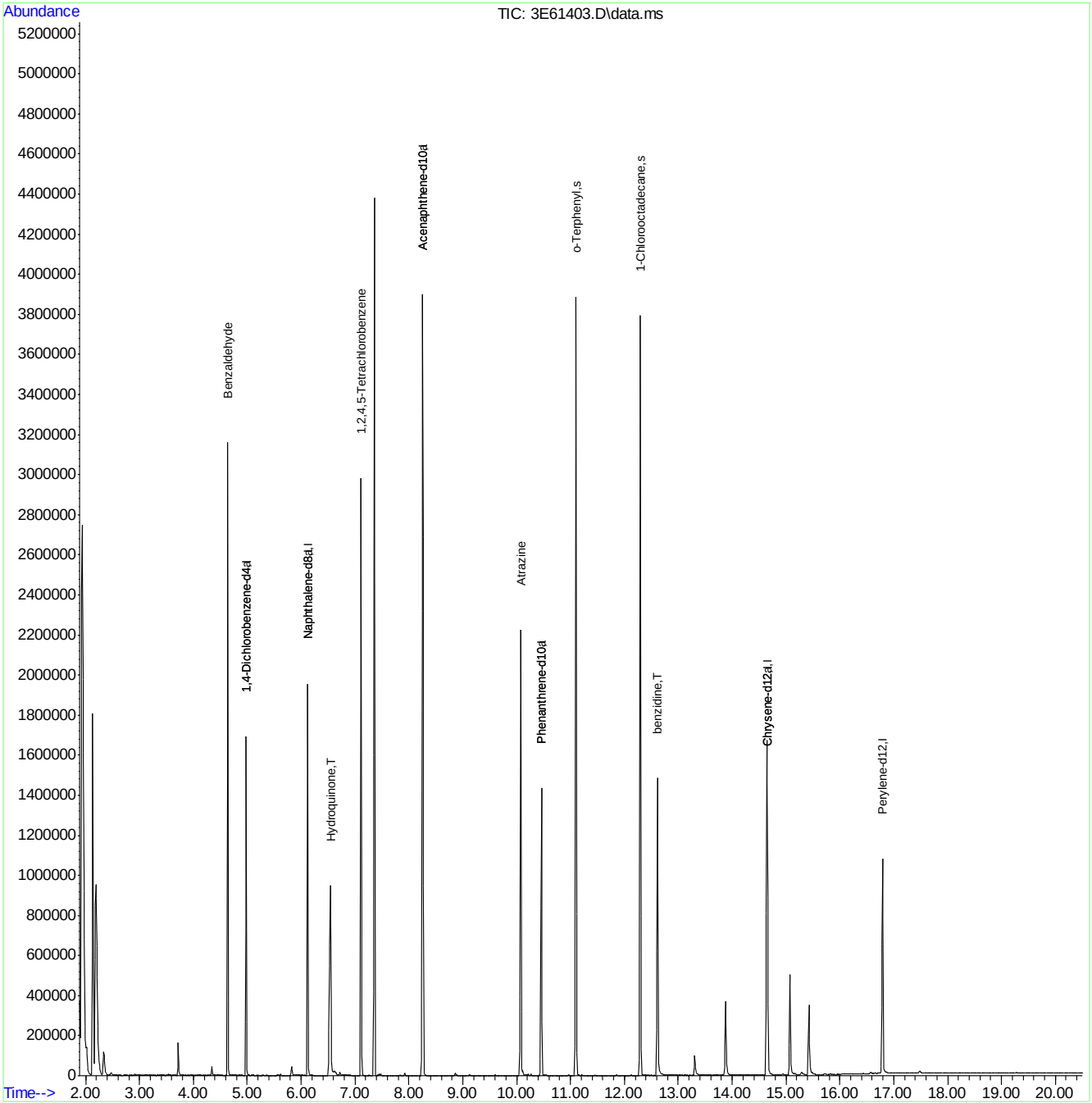

ACCUTEST LABORATORIES JB70128

Quantitation Report (QT Reviewed)

Data Path : C:\msdchem\1\DATA\E3e2646\
Data File : 3E61404.D
Acq On : 4 Jun 2014 10:18 pm
Operator : olgaa
Sample : ic2647-80
Misc : op74977,e3e2647,
ALS Vial : 11 Sample Multiplier: 1

Quant Time: Jun 05 16:05:39 2014
Quant Method : C:\msdchem\1\METHODS\M3E2646.M
Quant Title : Semi Volatile GC/MS, rtx-5msi 30m x .25mm x .25MoThu Jun 05 16:04:00 2014
QLast Update : Thu Jun 05 16:04:00 2014
Response via : Initial Calibration

Internal Standards	R.T.	QIon	Response	Conc	Units	Dev(Min)
1) 1,4-Dichlorobenzene-d4	4.978	152	225341	40.00	ppb	0.00
24) Naphthalene-d8	6.123	136	872894	40.00	ppb	0.00
47) Acenaphthene-d10	8.257	164	455341	40.00	ppb	0.00
69) Phenanthrene-d10	10.455	188	663719	40.00	ppb	0.00
83) Chrysene-d12	14.654	240	570476	40.00	ppb	0.00
92) Perylene-d12	16.788	264	517288	40.00	ppb	0.00
102) 1,4-Dichlorobenzene-d4a	4.978	152	225341	40.00	ppb	0.00
104) Acenaphthene-d10a	8.257	164	455341	40.00	ppb	0.00
106) Phenanthrene-d10a	10.455	188	663719	40.00	ppb	0.00
110) Chrysene-d12a	14.654	240	570476	40.00	ppb	0.00
112) Naphthalene-d8a	6.123	136	872894	40.00	ppb	0.00
System Monitoring Compounds						
5) 2-Fluorophenol	0.000	112	0	0.00	ppb	
Spiked Amount 50.000			Recovery =	0.00%		
8) Phenol-d5	0.000	99	0	0.00	ppb	
Spiked Amount 50.000			Recovery =	0.00%		
25) Nitrobenzene-d5	0.000	82	0	0.00	ppb	
Spiked Amount 50.000			Recovery =	0.00%		
51) 2-Fluorobiphenyl	0.000	172	0d	0.00	ppb	
Spiked Amount 50.000			Recovery =	0.00%		
73) 2,4,6-Tribromophenol	0.000	330	0	0.00	ppb	
Spiked Amount 50.000			Recovery =	0.00%		
85) Terphenyl-d14	0.000	244	0	0.00	ppb	
Spiked Amount 50.000			Recovery =	0.00%		
108) o-Terphenyl	11.097	230	749456	79.33	ppb	0.00
Spiked Amount 50.000			Recovery =	158.66%		
109) 1-Chlorooctadecane	12.290	57	492442	82.55	ppb	0.00
Spiked Amount 50.000			Recovery =	165.10%		
Target Compounds						Qvalue
103) Benzaldehyde	4.636	105	478062	88.98	ppb	96
105) 1,2,4,5-Tetrachloroben...	7.112	216	452750	77.79	ppb	98
107) Atrazine	10.076	215	157908	79.47	ppb	97
111) benzidine	12.611	184	675514	90.14	ppb	99
113) Hydroquinone	6.540	110	581102	79.79	ppb	98

(#) = qualifier out of range (m) = manual integration (+) = signals summed

ACCUTEST LABORATORIES JB70128

Quantitation Report (QT Reviewed)

Data Path : C:\msdchem\1\DATA\E3e2646\
Data File : 3E61404.D
Acq On : 4 Jun 2014 10:18 pm
Operator : olgaa
Sample : ic2647-80
Misc : op74977,e3e2647,
ALS Vial : 11 Sample Multiplier: 1

Quant Time: Jun 05 16:05:39 2014
Quant Method : C:\msdchem\1\METHODS\M3E2646.M
Quant Title : Semi Volatile GC/MS, rtx-5msi 30m x .25mm x .25MoThu Jun 05 16:04:00 2014
QLast Update : Thu Jun 05 16:04:00 2014
Response via : Initial Calibration

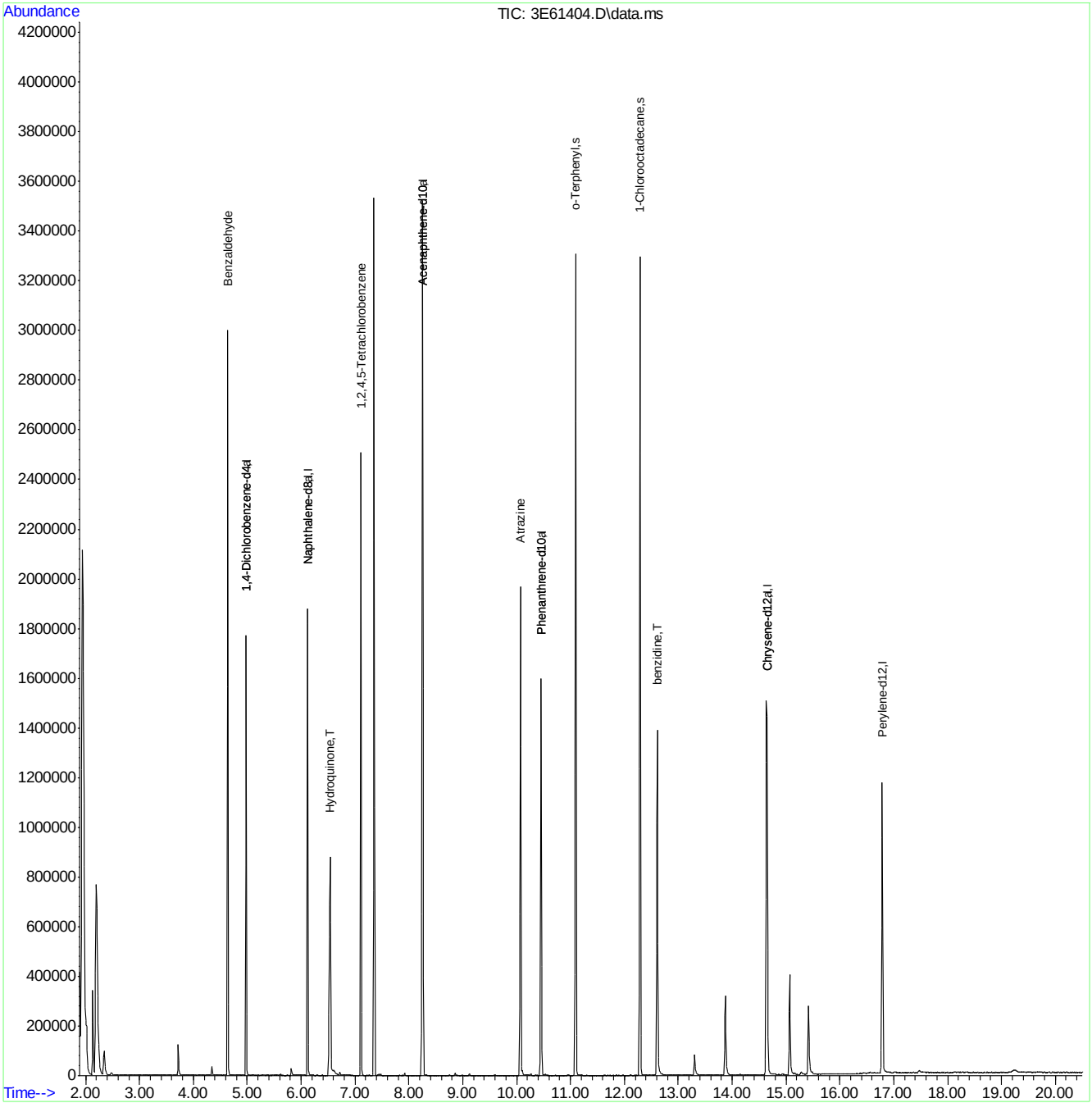

Quantitation Report (QT Reviewed)

Data Path : C:\msdchem\1\DATA\E3e2646\
Data File : 3E61405.D
Acq On : 4 Jun 2014 10:46 pm
Operator : olgaa
Sample : icc2647-50
Misc : op74977,e3e2647,
ALS Vial : 12 Sample Multiplier: 1

Quant Time: Jun 05 16:06:34 2014
Quant Method : C:\msdchem\1\METHODS\M3E2646.M
Quant Title : Semi Volatile GC/MS, rtx-5msi 30m x .25mm x .25MoThu Jun 05 16:04:00 2014
QLast Update : Thu Jun 05 16:04:00 2014
Response via : Initial Calibration

Internal Standards	R.T.	QIon	Response	Conc	Units	Dev(Min)
1) 1,4-Dichlorobenzene-d4	4.978	152	216759	40.00	ppb	0.00
24) Naphthalene-d8	6.123	136	835764	40.00	ppb	0.00
47) Acenaphthene-d10	8.257	164	442956	40.00	ppb	0.00
69) Phenanthrene-d10	10.455	188	656231	40.00	ppb	0.00
83) Chrysene-d12	14.654	240	565845	40.00	ppb	0.00
92) Perylene-d12	16.788	264	503729	40.00	ppb	0.00
102) 1,4-Dichlorobenzene-d4a	4.978	152	216759	40.00	ppb	0.00
104) Acenaphthene-d10a	8.257	164	442956	40.00	ppb	0.00
106) Phenanthrene-d10a	10.455	188	656231	40.00	ppb	0.00
110) Chrysene-d12a	14.654	240	565845	40.00	ppb	0.00
112) Naphthalene-d8a	6.123	136	835764	40.00	ppb	0.00
System Monitoring Compounds						
5) 2-Fluorophenol	0.000	112	0	0.00	ppb	
Spiked Amount 50.000			Recovery =	0.00%		
8) Phenol-d5	0.000	99	0	0.00	ppb	
Spiked Amount 50.000			Recovery =	0.00%		
25) Nitrobenzene-d5	0.000	82	0	0.00	ppb	
Spiked Amount 50.000			Recovery =	0.00%		
51) 2-Fluorobiphenyl	0.000	172	0d	0.00	ppb	
Spiked Amount 50.000			Recovery =	0.00%		
73) 2,4,6-Tribromophenol	0.000	330	0	0.00	ppb	
Spiked Amount 50.000			Recovery =	0.00%		
85) Terphenyl-d14	0.000	244	0	0.00	ppb	
Spiked Amount 50.000			Recovery =	0.00%		
108) o-Terphenyl	11.097	230	451822	48.37	ppb	0.00
Spiked Amount 50.000			Recovery =	96.74%		
109) 1-Chlorooctadecane	12.290	57	304565	51.64	ppb	0.00
Spiked Amount 50.000			Recovery =	103.28%		
Target Compounds						Qvalue
103) Benzaldehyde	4.636	105	306401	59.29	ppb	96
105) 1,2,4,5-Tetrachloroben...	7.112	216	266663	47.10	ppb	98
107) Atrazine	10.070	215	92698	47.18	ppb	97
111) benzidine	12.611	184	571356	76.86	ppb	99
113) Hydroquinone	6.529	110	354481	50.83	ppb	98

(#) = qualifier out of range (m) = manual integration (+) = signals summed

Quantitation Report (QT Reviewed)

Data Path : C:\msdchem\1\DATA\E3e2646\
Data File : 3E61405.D
Acq On : 4 Jun 2014 10:46 pm
Operator : olgaa
Sample : icc2647-50
Misc : op74977,e3e2647,
ALS Vial : 12 Sample Multiplier: 1

Quant Time: Jun 05 16:06:34 2014
Quant Method : C:\msdchem\1\METHODS\M3E2646.M
Quant Title : Semi Volatile GC/MS, rtx-5msi 30m x .25mm x .25MoThu Jun 05 16:04:00 2014
QLast Update : Thu Jun 05 16:04:00 2014
Response via : Initial Calibration

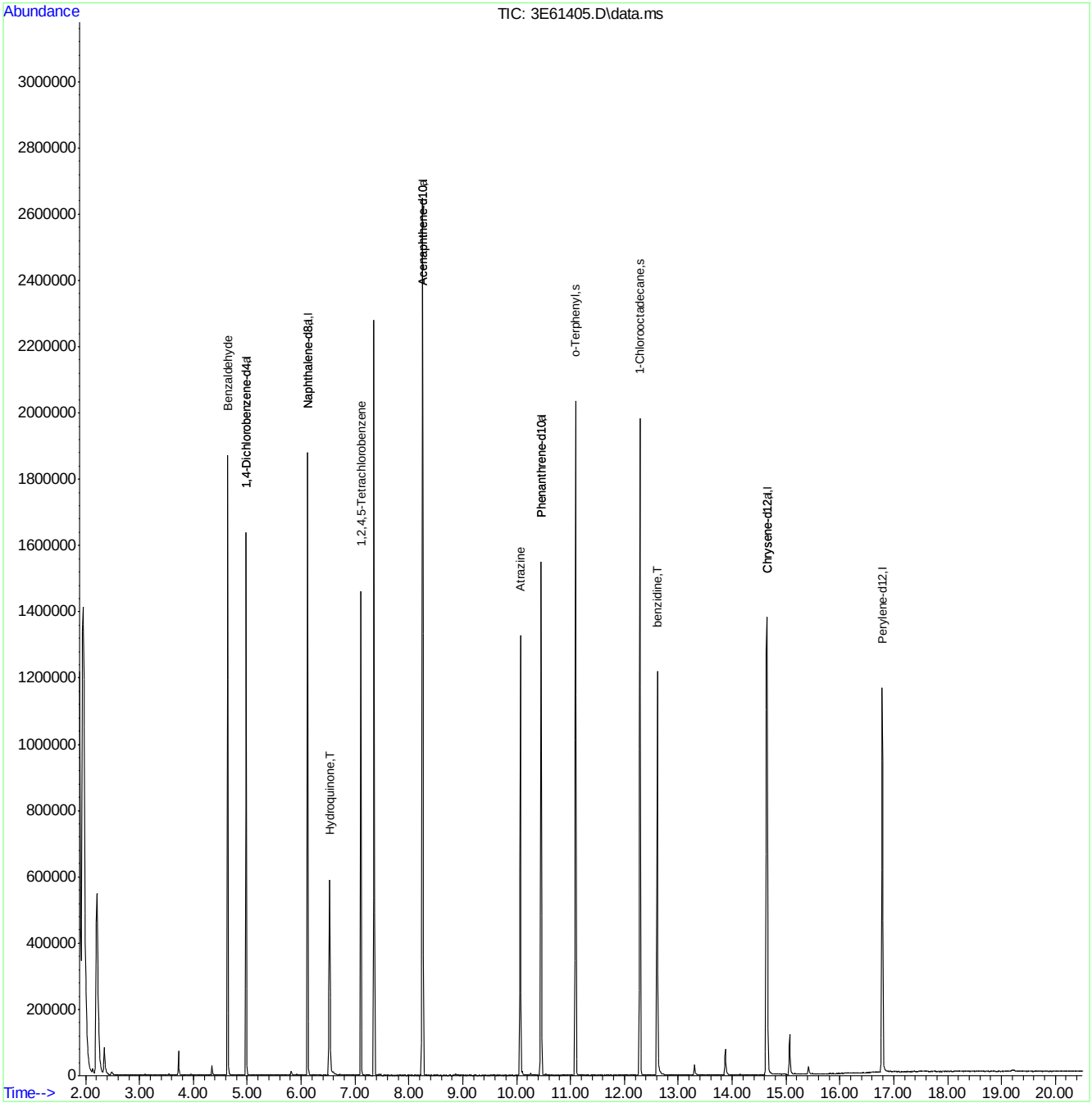

Quantitation Report (QT Reviewed)

Data Path : C:\msdchem\1\DATA\E3e2646\
Data File : 3E61406.D
Acq On : 4 Jun 2014 11:14 pm
Operator : olgaa
Sample : ic2647-25
Misc : op74977,e3e2647,
ALS Vial : 13 Sample Multiplier: 1

Quant Time: Jun 05 16:07:21 2014
Quant Method : C:\msdchem\1\METHODS\M3E2646.M
Quant Title : Semi Volatile GC/MS, rtx-5msi 30m x .25mm x .25MoThu Jun 05 16:04:00 2014
QLast Update : Thu Jun 05 16:04:00 2014
Response via : Initial Calibration

Internal Standards	R.T.	QIon	Response	Conc	Units	Dev(Min)
1) 1,4-Dichlorobenzene-d4	4.978	152	229663	40.00	ppb	0.00
24) Naphthalene-d8	6.123	136	889209	40.00	ppb	0.00
47) Acenaphthene-d10	8.257	164	479103	40.00	ppb	0.00
69) Phenanthrene-d10	10.455	188	718287	40.00	ppb	0.00
83) Chrysene-d12	14.654	240	622505	40.00	ppb	0.00
92) Perylene-d12	16.788	264	544543	40.00	ppb	0.00
102) 1,4-Dichlorobenzene-d4a	4.978	152	229663	40.00	ppb	0.00
104) Acenaphthene-d10a	8.257	164	479103	40.00	ppb	0.00
106) Phenanthrene-d10a	10.455	188	718287	40.00	ppb	0.00
110) Chrysene-d12a	14.654	240	622505	40.00	ppb	0.00
112) Naphthalene-d8a	6.123	136	889209	40.00	ppb	0.00
System Monitoring Compounds						
5) 2-Fluorophenol	0.000	112	0	0.00	ppb	
Spiked Amount 50.000			Recovery =	0.00%		
8) Phenol-d5	0.000	99	0	0.00	ppb	
Spiked Amount 50.000			Recovery =	0.00%		
25) Nitrobenzene-d5	0.000	82	0	0.00	ppb	
Spiked Amount 50.000			Recovery =	0.00%		
51) 2-Fluorobiphenyl	0.000	172	0d	0.00	ppb	
Spiked Amount 50.000			Recovery =	0.00%		
73) 2,4,6-Tribromophenol	0.000	330	0	0.00	ppb	
Spiked Amount 50.000			Recovery =	0.00%		
85) Terphenyl-d14	0.000	244	0	0.00	ppb	
Spiked Amount 50.000			Recovery =	0.00%		
108) o-Terphenyl	11.092	230	247892	24.25	ppb	-0.01
Spiked Amount 50.000			Recovery =	48.50%		
109) 1-Chlorooctadecane	12.285	57	164633	25.50	ppb	-0.01
Spiked Amount 50.000			Recovery =	51.00%		
Target Compounds						Qvalue
103) Benzaldehyde	4.636	105	167915	30.67	ppb	97
105) 1,2,4,5-Tetrachloroben...	7.107	216	147156	24.03	ppb	100
107) Atrazine	10.065	215	51118	23.77	ppb	97
111) benzidine	12.606	184	343541	42.01	ppb	99
113) Hydroquinone	6.519	110	183911	24.79	ppb	97

(#) = qualifier out of range (m) = manual integration (+) = signals summed

Quantitation Report (QT Reviewed)

Data Path : C:\msdchem\1\DATA\E3e2646\
Data File : 3E61406.D
Acq On : 4 Jun 2014 11:14 pm
Operator : olgaa
Sample : ic2647-25
Misc : op74977,e3e2647,
ALS Vial : 13 Sample Multiplier: 1

Quant Time: Jun 05 16:07:21 2014
Quant Method : C:\msdchem\1\METHODS\M3E2646.M
Quant Title : Semi Volatile GC/MS, rtx-5msi 30m x .25mm x .25MoThu Jun 05 16:04:00 2014
QLast Update : Thu Jun 05 16:04:00 2014
Response via : Initial Calibration

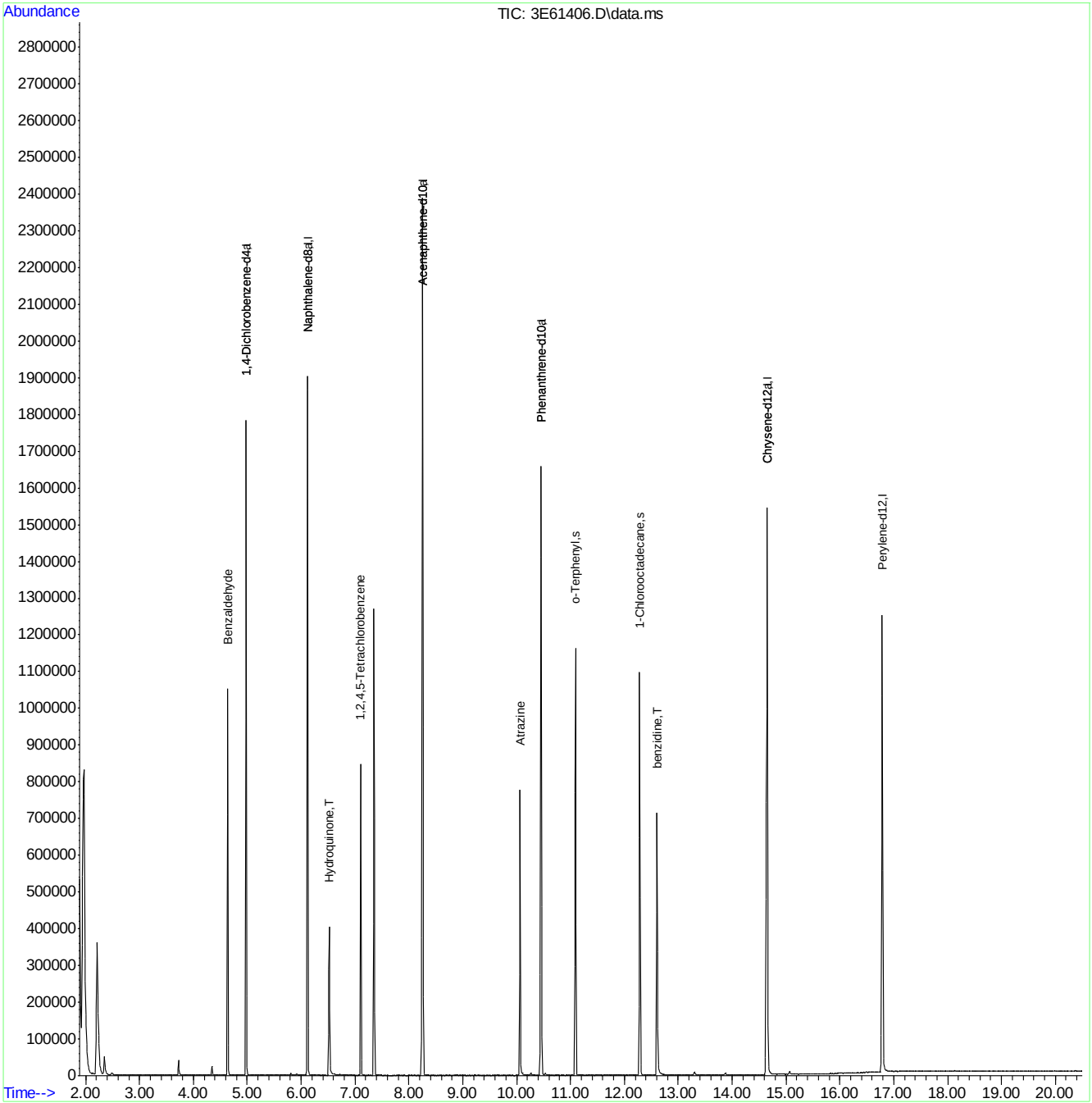

M3E2646.M Thu Jun 05 16:07:30 2014 MS3E Page: 2

Quantitation Report (QT Reviewed)

Data Path : C:\msdchem\1\DATA\E3e2646\
Data File : 3E61407.D
Acq On : 4 Jun 2014 11:41 pm
Operator : olgaa
Sample : ic2647-10
Misc : op74977,e3e2647,
ALS Vial : 14 Sample Multiplier: 1

Quant Time: Jun 05 16:08:09 2014
Quant Method : C:\msdchem\1\METHODS\M3E2646.M
Quant Title : Semi Volatile GC/MS, rtx-5msi 30m x .25mm x .25MoThu Jun 05 16:04:00 2014
QLast Update : Thu Jun 05 16:04:00 2014
Response via : Initial Calibration

Internal Standards	R.T.	QIon	Response	Conc	Units	Dev(Min)
1) 1,4-Dichlorobenzene-d4	4.978	152	338669	40.00	ppb	0.00
24) Naphthalene-d8	6.123	136	1287062	40.00	ppb	0.00
47) Acenaphthene-d10	8.257	164	709486	40.00	ppb	0.00
69) Phenanthrene-d10	10.455	188	1055698	40.00	ppb	0.00
83) Chrysene-d12	14.659	240	928590	40.00	ppb	0.00
92) Perylene-d12	16.793	264	820489	40.00	ppb	0.00
102) 1,4-Dichlorobenzene-d4a	4.978	152	338669	40.00	ppb	0.00
104) Acenaphthene-d10a	8.257	164	709486	40.00	ppb	0.00
106) Phenanthrene-d10a	10.455	188	1055698	40.00	ppb	0.00
110) Chrysene-d12a	14.659	240	928590	40.00	ppb	0.00
112) Naphthalene-d8a	6.123	136	1287062	40.00	ppb	0.00
System Monitoring Compounds						
5) 2-Fluorophenol	0.000	112	0	0.00	ppb	
Spiked Amount 50.000			Recovery =	0.00%		
8) Phenol-d5	0.000	99	0	0.00	ppb	
Spiked Amount 50.000			Recovery =	0.00%		
25) Nitrobenzene-d5	0.000	82	0	0.00	ppb	
Spiked Amount 50.000			Recovery =	0.00%		
51) 2-Fluorobiphenyl	0.000	172	0d	0.00	ppb	
Spiked Amount 50.000			Recovery =	0.00%		
73) 2,4,6-Tribromophenol	0.000	330	0	0.00	ppb	
Spiked Amount 50.000			Recovery =	0.00%		
85) Terphenyl-d14	0.000	244	0	0.00	ppb	
Spiked Amount 50.000			Recovery =	0.00%		
108) o-Terphenyl	11.092	230	141538	9.42	ppb	-0.01
Spiked Amount 50.000			Recovery =	18.84%		
109) 1-Chlorooctadecane	12.284	57	89362	9.42	ppb	-0.01
Spiked Amount 50.000			Recovery =	18.84%		
Target Compounds						Qvalue
103) Benzaldehyde	4.636	105	95948	11.88	ppb	95
105) 1,2,4,5-Tetrachloroben...	7.107	216	84702	9.34	ppb	99
107) Atrazine	10.065	215	27922	8.83	ppb	95
111) benzidine	12.605	184	181147	14.85	ppb	98
113) Hydroquinone	6.519	110	89282	8.31	ppb	98

(#) = qualifier out of range (m) = manual integration (+) = signals summed

Quantitation Report (QT Reviewed)

Data Path : C:\msdchem\1\DATA\E3e2646\
Data File : 3E61407.D
Acq On : 4 Jun 2014 11:41 pm
Operator : olgaa
Sample : ic2647-10
Misc : op74977,e3e2647,
ALS Vial : 14 Sample Multiplier: 1

Quant Time: Jun 05 16:08:09 2014
Quant Method : C:\msdchem\1\METHODS\M3E2646.M
Quant Title : Semi Volatile GC/MS, rtx-5msi 30m x .25mm x .25MoThu Jun 05 16:04:00 2014
QLast Update : Thu Jun 05 16:04:00 2014
Response via : Initial Calibration

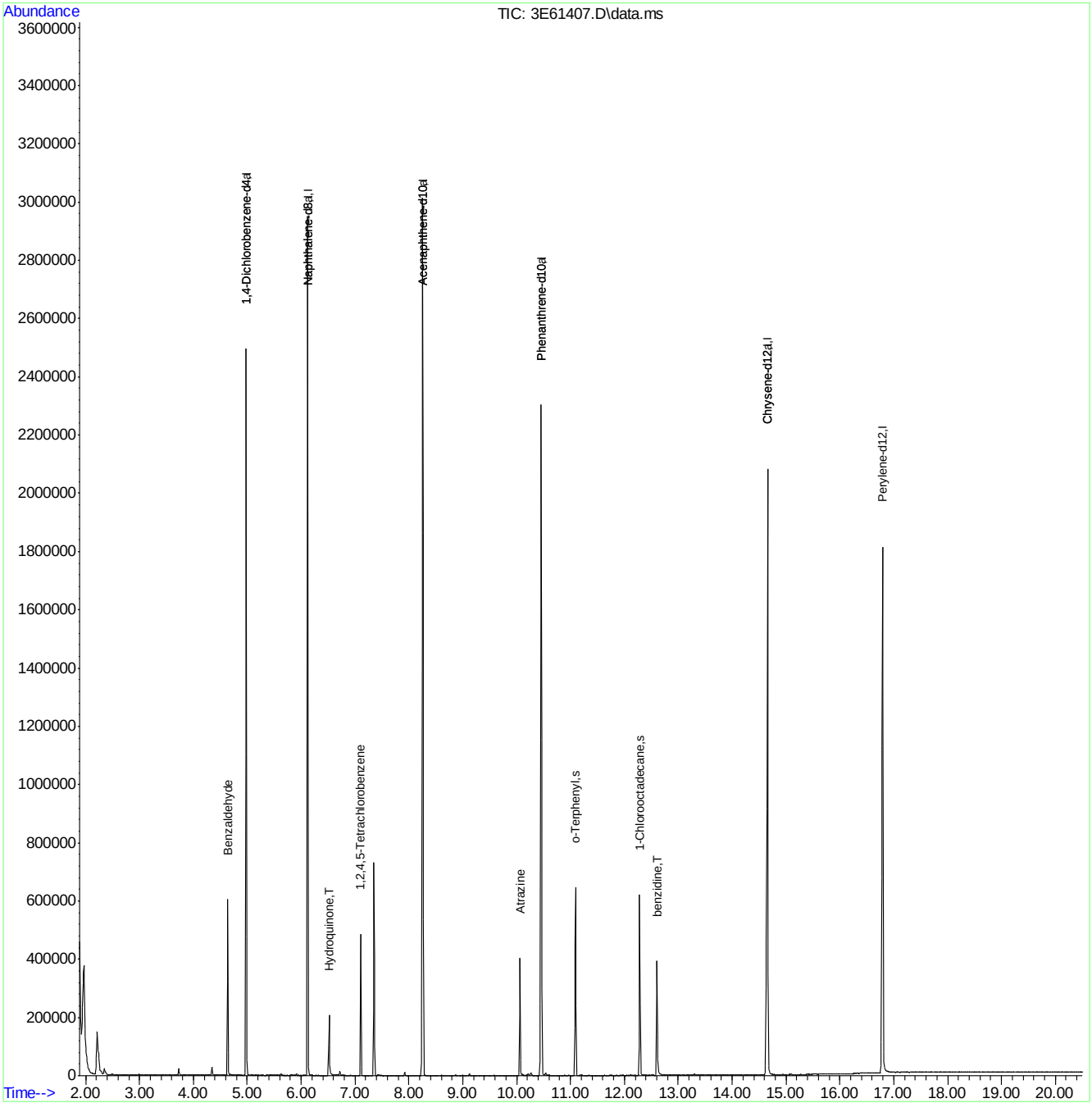

Quantitation Report (QT Reviewed)

Data Path : C:\msdchem\1\DATA\E3e2646\
Data File : 3E61408.D
Acq On : 5 Jun 2014 12:09 am
Operator : olgaa
Sample : ic2647-5
Misc : op74977,e3e2647,
ALS Vial : 15 Sample Multiplier: 1

Quant Time: Jun 05 16:11:19 2014
Quant Method : C:\msdchem\1\METHODS\M3E2646.M
Quant Title : Semi Volatile GC/MS, rtx-5msi 30m x .25mm x .25MoThu Jun 05 16:04:00 2014
QLast Update : Thu Jun 05 16:04:00 2014
Response via : Initial Calibration

Internal Standards	R.T.	QIon	Response	Conc	Units	Dev(Min)
1) 1,4-Dichlorobenzene-d4	4.978	152	275702	40.00	ppb	0.00
24) Naphthalene-d8	6.123	136	1033457	40.00	ppb	0.00
47) Acenaphthene-d10	8.257	164	555305	40.00	ppb	0.00
69) Phenanthrene-d10	10.455	188	825206	40.00	ppb	0.00
83) Chrysene-d12	14.654	240	717978	40.00	ppb	0.00
92) Perylene-d12	16.788	264	626137	40.00	ppb	0.00
102) 1,4-Dichlorobenzene-d4a	4.978	152	275702	40.00	ppb	0.00
104) Acenaphthene-d10a	8.257	164	555305	40.00	ppb	0.00
106) Phenanthrene-d10a	10.455	188	825206	40.00	ppb	0.00
110) Chrysene-d12a	14.654	240	717978	40.00	ppb	0.00
112) Naphthalene-d8a	6.123	136	1033457	40.00	ppb	0.00
System Monitoring Compounds						
5) 2-Fluorophenol	0.000	112	0	0.00	ppb	
Spiked Amount 50.000			Recovery =	0.00%		
8) Phenol-d5	0.000	99	0	0.00	ppb	
Spiked Amount 50.000			Recovery =	0.00%		
25) Nitrobenzene-d5	0.000	82	0	0.00	ppb	
Spiked Amount 50.000			Recovery =	0.00%		
51) 2-Fluorobiphenyl	0.000	172	0d	0.00	ppb	
Spiked Amount 50.000			Recovery =	0.00%		
73) 2,4,6-Tribromophenol	0.000	330	0	0.00	ppb	
Spiked Amount 50.000			Recovery =	0.00%		
85) Terphenyl-d14	0.000	244	0	0.00	ppb	
Spiked Amount 50.000			Recovery =	0.00%		
108) o-Terphenyl	11.092	230	53526	4.56	ppb	-0.01
Spiked Amount 50.000			Recovery =	9.12%		
109) 1-Chlorooctadecane	12.284	57	28599	3.86	ppb	-0.01
Spiked Amount 50.000			Recovery =	7.72%		
Target Compounds						Qvalue
103) Benzaldehyde	4.636	105	38177	5.81	ppb	94
105) 1,2,4,5-Tetrachloroben...	7.107	216	34103	4.80	ppb	98
107) Atrazine	10.059	215	9275	3.75	ppb	93
111) benzidine	12.605	184	55142	5.85	ppb	98
113) Hydroquinone	6.513	110	26151	3.03	ppb	97

(#) = qualifier out of range (m) = manual integration (+) = signals summed

Quantitation Report (QT Reviewed)

Data Path : C:\msdchem\1\DATA\E3e2646\
Data File : 3E61408.D
Acq On : 5 Jun 2014 12:09 am
Operator : olgaa
Sample : ic2647-5
Misc : op74977,e3e2647,
ALS Vial : 15 Sample Multiplier: 1

Quant Time: Jun 05 16:11:19 2014
Quant Method : C:\msdchem\1\METHODS\M3E2646.M
Quant Title : Semi Volatile GC/MS, rtx-5msi 30m x .25mm x .25MoThu Jun 05 16:04:00 2014
QLast Update : Thu Jun 05 16:04:00 2014
Response via : Initial Calibration

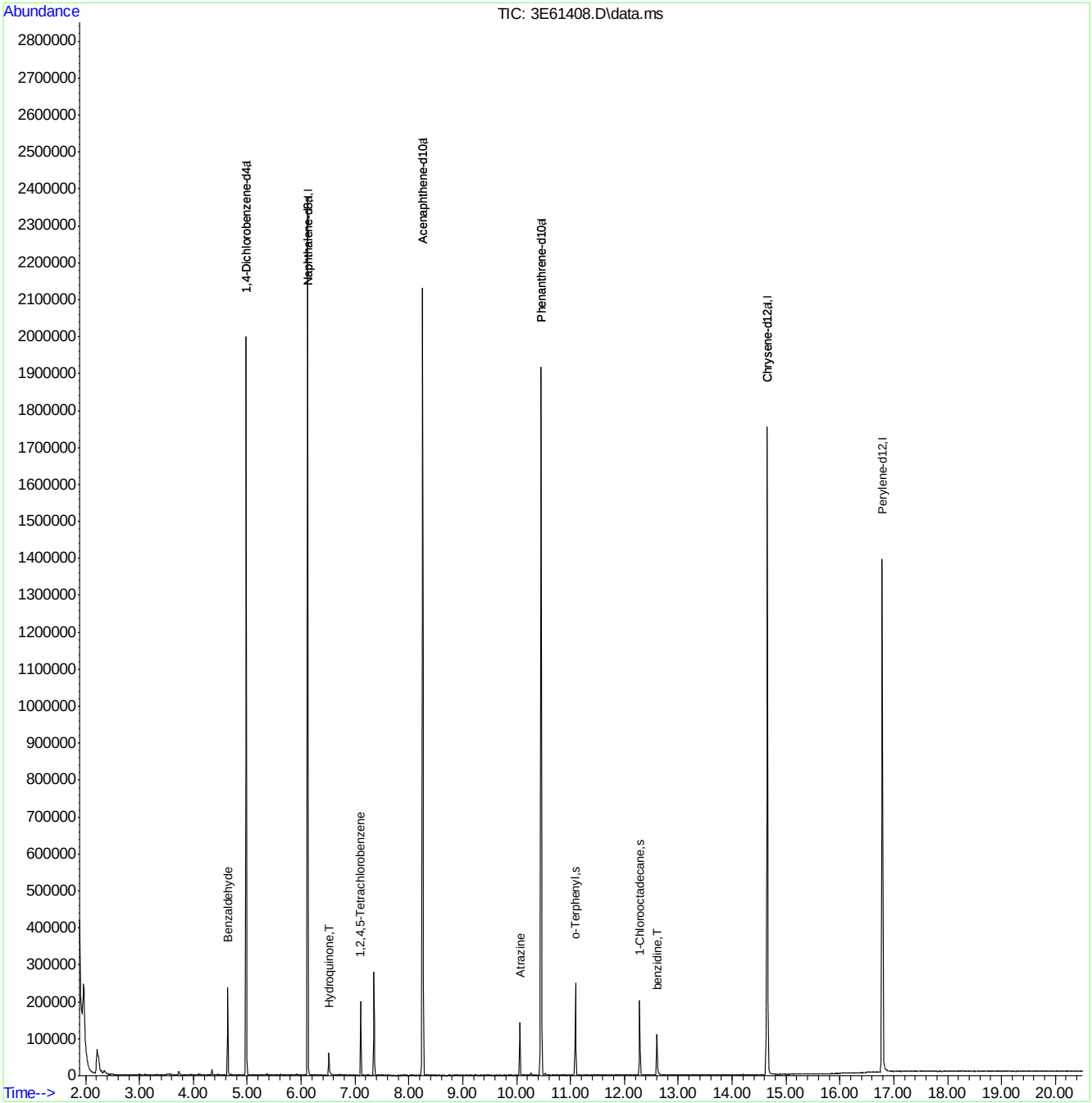

Quantitation Report (QT Reviewed)

Data Path : C:\msdchem\1\DATA\E3e2646\
Data File : 3E61409.D
Acq On : 5 Jun 2014 12:37 am
Operator : olgaa
Sample : ic2647-2
Misc : op74977,e3e2647,
ALS Vial : 16 Sample Multiplier: 1

Quant Time: Jun 05 16:12:03 2014
Quant Method : C:\msdchem\1\METHODS\M3E2646.M
Quant Title : Semi Volatile GC/MS, rtx-5msi 30m x .25mm x .25MoThu Jun 05 16:04:00 2014
QLast Update : Thu Jun 05 16:04:00 2014
Response via : Initial Calibration

Internal Standards	R.T.	QIon	Response	Conc	Units	Dev(Min)
1) 1,4-Dichlorobenzene-d4	4.978	152	313078	40.00	ppb	0.00
24) Naphthalene-d8	6.123	136	1175873	40.00	ppb	0.00
47) Acenaphthene-d10	8.257	164	633460	40.00	ppb	0.00
69) Phenanthrene-d10	10.455	188	945356	40.00	ppb	0.00
83) Chrysene-d12	14.654	240	821855	40.00	ppb	0.00
92) Perylene-d12	16.788	264	717346	40.00	ppb	0.00
102) 1,4-Dichlorobenzene-d4a	4.978	152	313078	40.00	ppb	0.00
104) Acenaphthene-d10a	8.257	164	633460	40.00	ppb	0.00
106) Phenanthrene-d10a	10.455	188	945356	40.00	ppb	0.00
110) Chrysene-d12a	14.654	240	821855	40.00	ppb	0.00
112) Naphthalene-d8a	6.123	136	1175873	40.00	ppb	0.00
System Monitoring Compounds						
5) 2-Fluorophenol	0.000	112	0	0.00	ppb	
Spiked Amount 50.000			Recovery =	0.00%		
8) Phenol-d5	0.000	99	0	0.00	ppb	
Spiked Amount 50.000			Recovery =	0.00%		
25) Nitrobenzene-d5	0.000	82	0	0.00	ppb	
Spiked Amount 50.000			Recovery =	0.00%		
51) 2-Fluorobiphenyl	0.000	172	0d	0.00	ppb	
Spiked Amount 50.000			Recovery =	0.00%		
73) 2,4,6-Tribromophenol	0.000	330	0	0.00	ppb	
Spiked Amount 50.000			Recovery =	0.00%		
85) Terphenyl-d14	0.000	244	0	0.00	ppb	
Spiked Amount 50.000			Recovery =	0.00%		
108) o-Terphenyl	11.092	230	21622	1.61	ppb	-0.01
Spiked Amount 50.000			Recovery =	3.22%		
109) 1-Chlorooctadecane	12.284	57	9546	1.12	ppb	-0.01
Spiked Amount 50.000			Recovery =	2.24%		
Target Compounds						Qvalue
103) Benzaldehyde	4.636	105	15835	2.12	ppb	93
105) 1,2,4,5-Tetrachloroben...	7.107	216	14845	1.83	ppb	98
107) Atrazine	10.059	215	3278	1.16	ppb	90
111) benzidine	12.605	184	17355	1.61	ppb	96
113) Hydroquinone	6.519	110	6726	0.69	ppb	96

(#) = qualifier out of range (m) = manual integration (+) = signals summed

Quantitation Report (QT Reviewed)

Data Path : C:\msdchem\1\DATA\E3e2646\
Data File : 3E61409.D
Acq On : 5 Jun 2014 12:37 am
Operator : olgaa
Sample : ic2647-2
Misc : op74977,e3e2647,
ALS Vial : 16 Sample Multiplier: 1

Quant Time: Jun 05 16:12:03 2014
Quant Method : C:\msdchem\1\METHODS\M3E2646.M
Quant Title : Semi Volatile GC/MS, rtx-5msi 30m x .25mm x .25MoThu Jun 05 16:04:00 2014
QLast Update : Thu Jun 05 16:04:00 2014
Response via : Initial Calibration

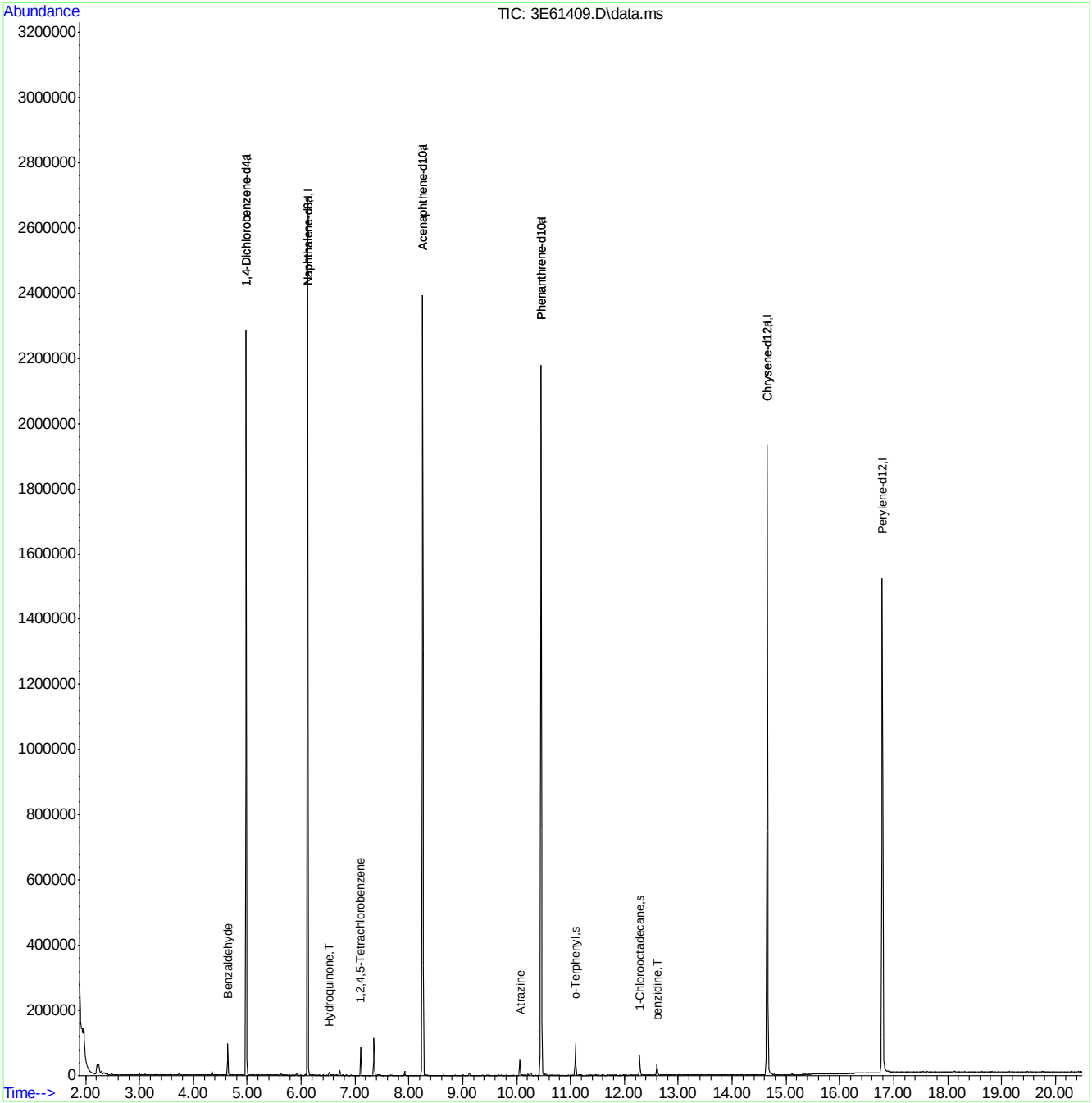

Quantitation Report (QT Reviewed)

Data Path : C:\msdchem\1\DATA\E3e2646\
Data File : 3E61410.D
Acq On : 5 Jun 2014 1:04 am
Operator : olgaa
Sample : ic2647-1
Misc : op74977,e3e2647,
ALS Vial : 17 Sample Multiplier: 1

Quant Time: Jun 05 16:12:46 2014
Quant Method : C:\msdchem\1\METHODS\M3E2646.M
Quant Title : Semi Volatile GC/MS, rtx-5msi 30m x .25mm x .25MoThu Jun 05 16:04:00 2014
QLast Update : Thu Jun 05 16:04:00 2014
Response via : Initial Calibration

Internal Standards	R.T.	QIon	Response	Conc	Units	Dev(Min)
1) 1,4-Dichlorobenzene-d4	4.978	152	323735	40.00	ppb	0.00
24) Naphthalene-d8	6.123	136	1219950	40.00	ppb	0.00
47) Acenaphthene-d10	8.257	164	663987	40.00	ppb	0.00
69) Phenanthrene-d10	10.455	188	980603	40.00	ppb	0.00
83) Chrysene-d12	14.654	240	858495	40.00	ppb	0.00
92) Perylene-d12	16.793	264	758954	40.00	ppb	0.00
102) 1,4-Dichlorobenzene-d4a	4.978	152	323735	40.00	ppb	0.00
104) Acenaphthene-d10a	8.257	164	663987	40.00	ppb	0.00
106) Phenanthrene-d10a	10.455	188	980603	40.00	ppb	0.00
110) Chrysene-d12a	14.654	240	858495	40.00	ppb	0.00
112) Naphthalene-d8a	6.123	136	1219950	40.00	ppb	0.00
System Monitoring Compounds						
5) 2-Fluorophenol	0.000	112	0	0.00	ppb	
Spiked Amount 50.000			Recovery =	0.00%		
8) Phenol-d5	0.000	99	0	0.00	ppb	
Spiked Amount 50.000			Recovery =	0.00%		
25) Nitrobenzene-d5	0.000	82	0	0.00	ppb	
Spiked Amount 50.000			Recovery =	0.00%		
51) 2-Fluorobiphenyl	0.000	172	0d	0.00	ppb	
Spiked Amount 50.000			Recovery =	0.00%		
73) 2,4,6-Tribromophenol	0.000	330	0	0.00	ppb	
Spiked Amount 50.000			Recovery =	0.00%		
85) Terphenyl-d14	0.000	244	0	0.00	ppb	
Spiked Amount 50.000			Recovery =	0.00%		
108) o-Terphenyl	11.092	230	11070	0.79	ppb	-0.01
Spiked Amount 50.000			Recovery =	1.58%		
109) 1-Chlorooctadecane	12.284	57	4156	0.47	ppb	-0.01
Spiked Amount 50.000			Recovery =	0.94%		
Target Compounds						Qvalue
103) Benzaldehyde	4.636	105	7952	1.03	ppb	87
105) 1,2,4,5-Tetrachloroben...	7.107	216	7721	0.91	ppb	98
107) Atrazine	10.059	215	1420	0.48	ppb	95
111) benzidine	12.605	184	6334	0.56	ppb	96
113) Hydroquinone	6.519	110	2496	0.25	ppb	92

(#) = qualifier out of range (m) = manual integration (+) = signals summed

Quantitation Report (QT Reviewed)

Data Path : C:\msdchem\1\DATA\E3e2646\
Data File : 3E61410.D
Acq On : 5 Jun 2014 1:04 am
Operator : olgaa
Sample : ic2647-1
Misc : op74977,e3e2647,
ALS Vial : 17 Sample Multiplier: 1

Quant Time: Jun 05 16:12:46 2014
Quant Method : C:\msdchem\1\METHODS\M3E2646.M
Quant Title : Semi Volatile GC/MS, rtx-5msi 30m x .25mm x .25MoThu Jun 05 16:04:00 2014
QLast Update : Thu Jun 05 16:04:00 2014
Response via : Initial Calibration

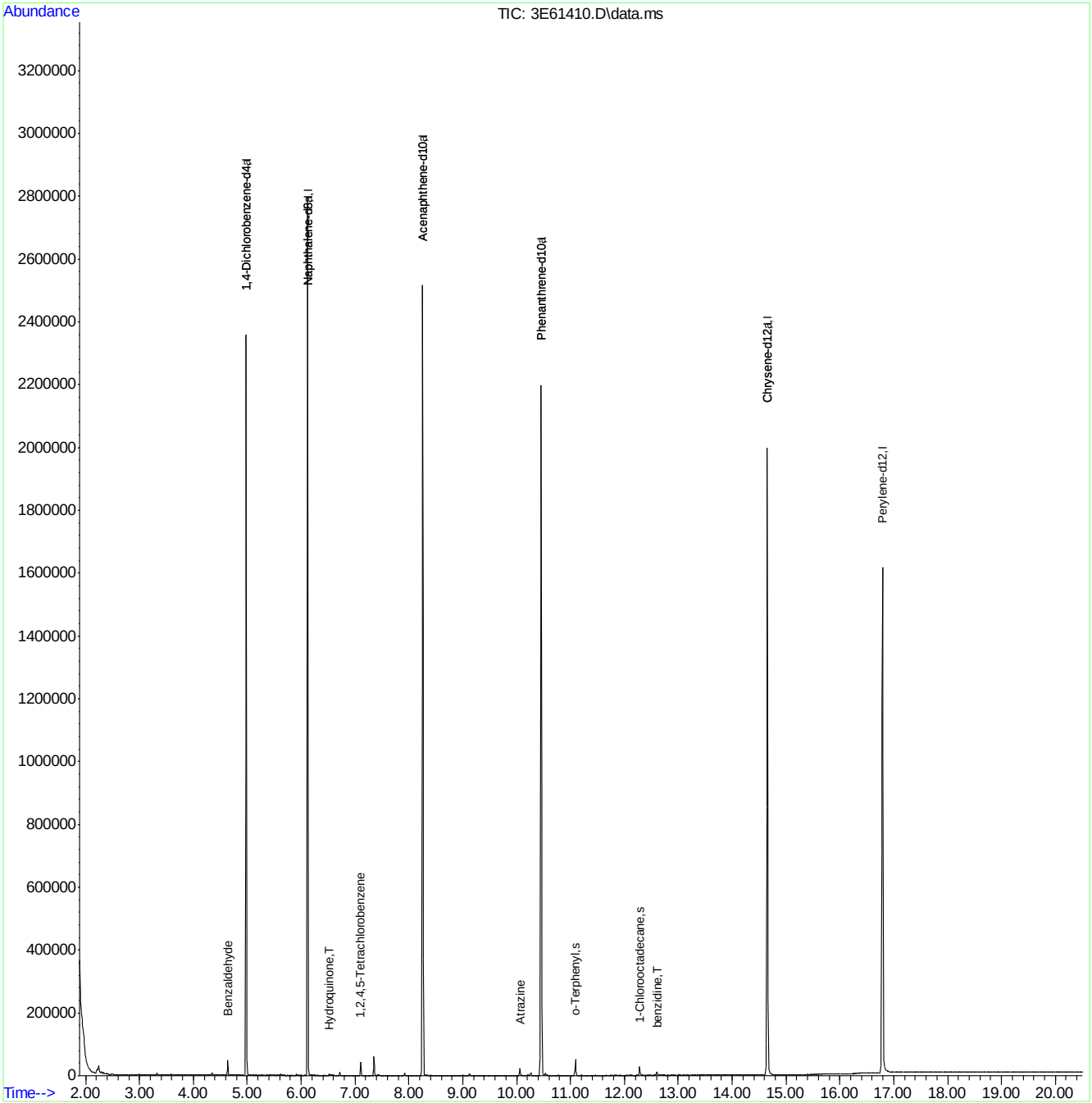

Quantitation Report (QT Reviewed)

Data Path : C:\msdchem\1\DATA\E3e2646\
Data File : 3E61416a.D
Acq On : 5 Jun 2014 3:49 am
Operator : olgaa
Sample : icv2647-50
Misc : op74977,e3e2647,
ALS Vial : 23 Sample Multiplier: 1

Quant Time: Jun 06 10:00:34 2014
Quant Method : C:\msdchem\1\METHODS\M3E2646.M
Quant Title : Semi Volatile GC/MS, rtx-5msi 30m x .25mm x .25MoThu Jun 05 16:24:26 2014
QLast Update : Thu Jun 05 16:24:26 2014
Response via : Initial Calibration

Internal Standards	R.T.	QIon	Response	Conc	Units	Dev(Min)
1) 1,4-Dichlorobenzene-d4	4.978	152	352694	40.00	ppb	0.00
24) Naphthalene-d8	6.123	136	1306604	40.00	ppb	0.00
47) Acenaphthene-d10	8.257	164	740023	40.00	ppb	0.00
69) Phenanthrene-d10	10.455	188	1125858	40.00	ppb	0.00
83) Chrysene-d12	14.659	240	1003193	40.00	ppb	0.00
92) Perylene-d12	16.794	264	900656	40.00	ppb	0.00
102) 1,4-Dichlorobenzene-d4a	4.978	152	352694	40.00	ppb	0.00
104) Acenaphthene-d10a	8.257	164	740023	40.00	ppb	0.00
106) Phenanthrene-d10a	10.455	188	1125858	40.00	ppb	0.00
110) Chrysene-d12a	14.659	240	1003193	40.00	ppb	0.00
112) Naphthalene-d8a	6.123	136	1306604	40.00	ppb	0.00

System Monitoring Compounds						
5) 2-Fluorophenol	0.000	112	0	0.00	ppb	
Spiked Amount 50.000			Recovery = 0.00%			
8) Phenol-d5	0.000	99	0	0.00	ppb	
Spiked Amount 50.000			Recovery = 0.00%			
25) Nitrobenzene-d5	0.000	82	0	0.00	ppb	
Spiked Amount 50.000			Recovery = 0.00%			
51) 2-Fluorobiphenyl	0.000	172	0	0.00	ppb	
Spiked Amount 50.000			Recovery = 0.00%			
73) 2,4,6-Tribromophenol	0.000	330	0	0.00	ppb	
Spiked Amount 50.000			Recovery = 0.00%			
85) Terphenyl-d14	0.000	244	0	0.00	ppb	
Spiked Amount 50.000			Recovery = 0.00%			
108) o-Terphenyl	0.000	230	0	0.00	ppb	
Spiked Amount 50.000			Recovery = 0.00%			
109) 1-Chlorooctadecane	0.000	57	0	0.00	ppb	
Spiked Amount 50.000			Recovery = 0.00%			

Target Compounds						Qvalue
111) benzidine	12.611	184	958760	51.98	ppb	100

(#) = qualifier out of range (m) = manual integration (+) = signals summed

ACCUTEST LABORATORIES JB70128

Quantitation Report (QT Reviewed)

Data Path : C:\msdchem\1\DATA\E3e2646\
Data File : 3E61416a.D
Acq On : 5 Jun 2014 3:49 am
Operator : olgaa
Sample : icv2647-50
Misc : op74977,e3e2647,
ALS Vial : 23 Sample Multiplier: 1

Quant Time: Jun 06 10:00:34 2014
Quant Method : C:\msdchem\1\METHODS\M3E2646.M
Quant Title : Semi Volatile GC/MS, rtx-5msi 30m x .25mm x .25MoThu Jun 05 16:24:26 2014
QLast Update : Thu Jun 05 16:24:26 2014
Response via : Initial Calibration

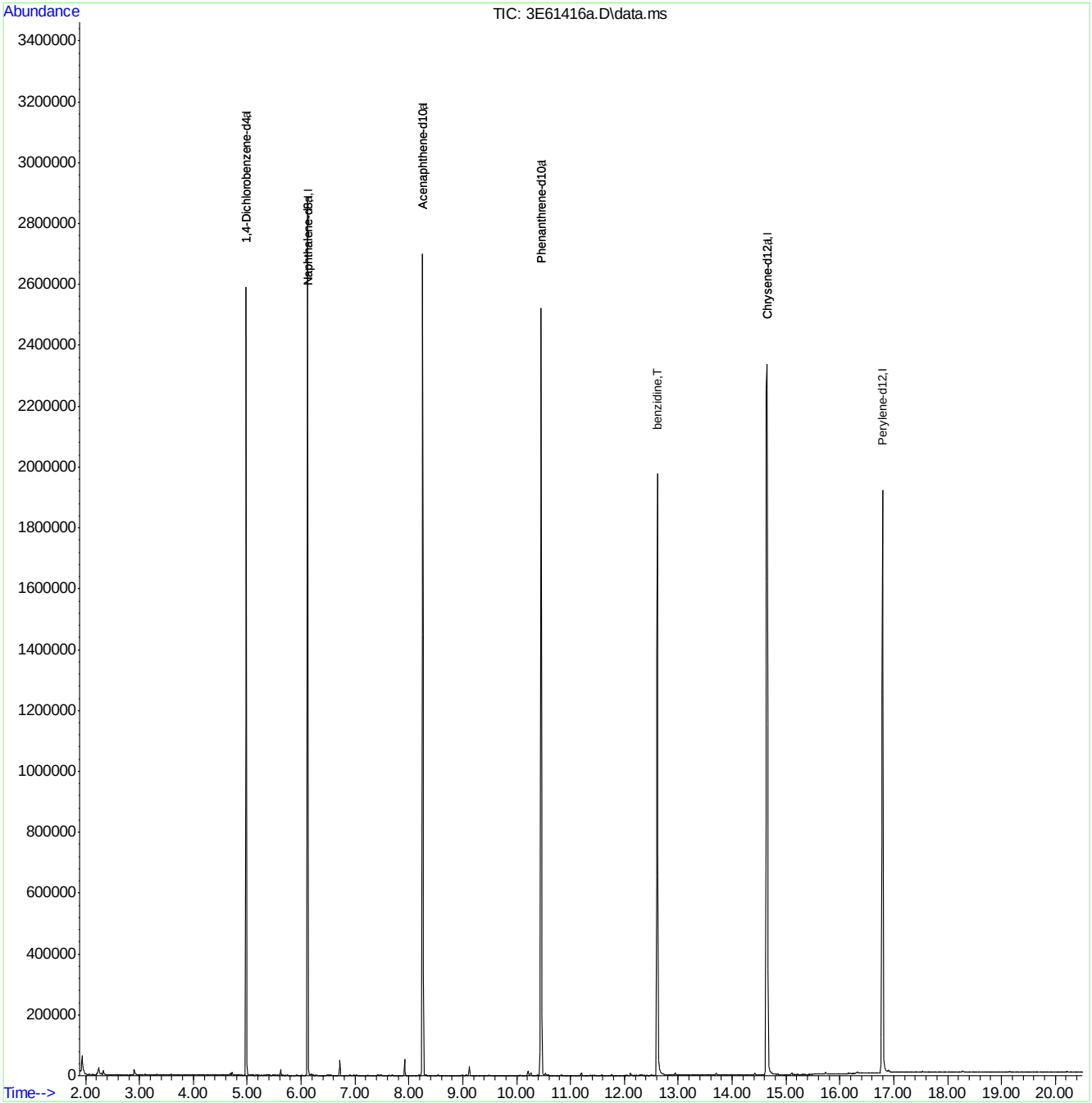

Quantitation Report (QT Reviewed)

Data Path : C:\msdchem\1\DATA\E3e2646\
Data File : 3E61417.D
Acq On : 5 Jun 2014 4:16 am
Operator : olgaa
Sample : icv2647-50
Misc : op74977,e3e2647,
ALS Vial : 24 Sample Multiplier: 1

Quant Time: Jun 06 10:01:53 2014
Quant Method : C:\msdchem\1\METHODS\M3E2646.M
Quant Title : Semi Volatile GC/MS, rtx-5msi 30m x .25mm x .25MoThu Jun 05 16:24:26 2014
QLast Update : Thu Jun 05 16:24:26 2014
Response via : Initial Calibration

Internal Standards	R.T.	QIon	Response	Conc	Units	Dev(Min)
1) 1,4-Dichlorobenzene-d4	4.978	152	285655	40.00	ppb	0.00
24) Naphthalene-d8	6.123	136	1070485	40.00	ppb	0.00
47) Acenaphthene-d10	8.252	164	587758	40.00	ppb	0.00
69) Phenanthrene-d10	10.455	188	898387	40.00	ppb	0.00
83) Chrysene-d12	14.654	240	784560	40.00	ppb	0.00
92) Perylene-d12	16.794	264	687675	40.00	ppb	0.00
102) 1,4-Dichlorobenzene-d4a	4.978	152	285655	40.00	ppb	0.00
104) Acenaphthene-d10a	8.252	164	587758	40.00	ppb	0.00
106) Phenanthrene-d10a	10.455	188	898387	40.00	ppb	0.00
110) Chrysene-d12a	14.654	240	784560	40.00	ppb	0.00
112) Naphthalene-d8a	6.123	136	1070485	40.00	ppb	0.00
System Monitoring Compounds						
5) 2-Fluorophenol	0.000	112	0	0.00	ppb	
Spiked Amount 50.000			Recovery =	0.00%		
8) Phenol-d5	0.000	99	0	0.00	ppb	
Spiked Amount 50.000			Recovery =	0.00%		
25) Nitrobenzene-d5	0.000	82	0	0.00	ppb	
Spiked Amount 50.000			Recovery =	0.00%		
51) 2-Fluorobiphenyl	0.000	172	0	0.00	ppb	
Spiked Amount 50.000			Recovery =	0.00%		
73) 2,4,6-Tribromophenol	0.000	330	0	0.00	ppb	
Spiked Amount 50.000			Recovery =	0.00%		
85) Terphenyl-d14	0.000	244	0	0.00	ppb	
Spiked Amount 50.000			Recovery =	0.00%		
108) o-Terphenyl	0.000	230	0	0.00	ppb	
Spiked Amount 50.000			Recovery =	0.00%		
109) 1-Chlorooctadecane	0.000	57	0	0.00	ppb	
Spiked Amount 50.000			Recovery =	0.00%		
Target Compounds						Qvalue
113) Hydroquinone	6.529	110	448704	55.37	ppb	99

(#) = qualifier out of range (m) = manual integration (+) = signals summed

Quantitation Report (QT Reviewed)

Data Path : C:\msdchem\1\DATA\E3e2646\
Data File : 3E61417.D
Acq On : 5 Jun 2014 4:16 am
Operator : olgaa
Sample : icv2647-50
Misc : op74977,e3e2647,
ALS Vial : 24 Sample Multiplier: 1

Quant Time: Jun 06 10:01:53 2014
Quant Method : C:\msdchem\1\METHODS\M3E2646.M
Quant Title : Semi Volatile GC/MS, rtx-5msi 30m x .25mm x .25MoThu Jun 05 16:24:26 2014
QLast Update : Thu Jun 05 16:24:26 2014
Response via : Initial Calibration

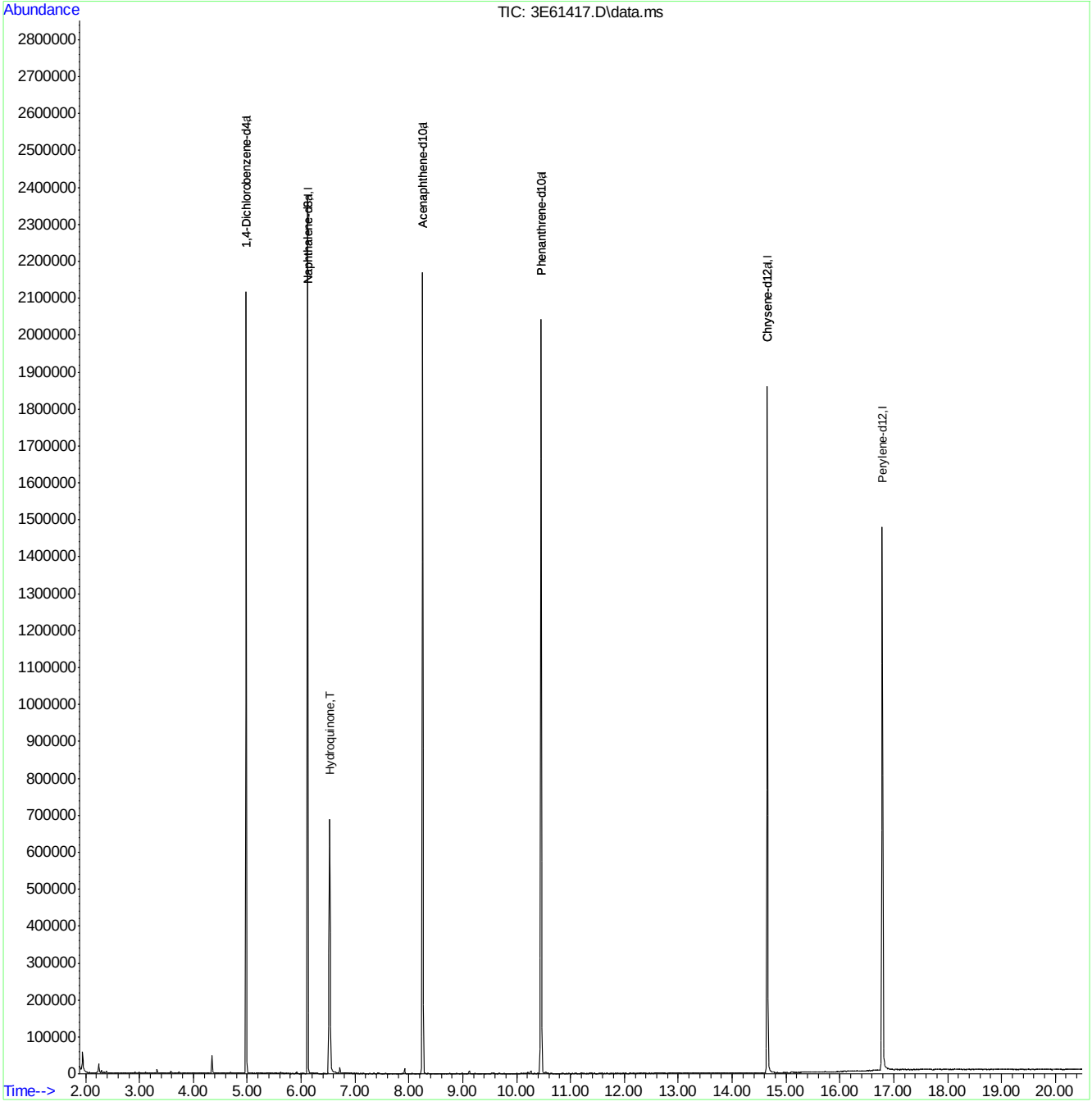

Quantitation Report (QT Reviewed)

Data Path : C:\msdchem\1\DATA\E3e2648\
Data File : 3E61422a.D
Acq On : 5 Jun 2014 1:05 pm
Operator : olgaa
Sample : icv2647-50
Misc : op74977,e3e2648,
ALS Vial : 3 Sample Multiplier: 1

Quant Time: Jun 06 10:23:42 2014
Quant Method : C:\msdchem\1\METHODS\M3E2646.M
Quant Title : Semi Volatile GC/MS, rtx-5msi 30m x .25mm x .25MoThu Jun 05 16:24:26 2014
QLast Update : Thu Jun 05 16:24:26 2014
Response via : Initial Calibration

Internal Standards	R.T.	QIon	Response	Conc	Units	Dev(Min)
1) 1,4-Dichlorobenzene-d4	4.978	152	277333	40.00	ppb	0.00
24) Naphthalene-d8	6.118	136	1198958	40.00	ppb	0.00
47) Acenaphthene-d10	8.246	164	509389	40.00	ppb	-0.01
69) Phenanthrene-d10	10.445	188	724767	40.00	ppb	-0.01
83) Chrysene-d12	14.638	240	601956	40.00	ppb	-0.02
92) Perylene-d12	16.772	264	508328	40.00	ppb	-0.02
102) 1,4-Dichlorobenzene-d4a	4.978	152	277333	40.00	ppb	0.00
104) Acenaphthene-d10a	8.246	164	509389	40.00	ppb	-0.01
106) Phenanthrene-d10a	10.445	188	724767	40.00	ppb	-0.01
110) Chrysene-d12a	14.638	240	601956	40.00	ppb	-0.02
112) Naphthalene-d8a	6.118	136	1198958	40.00	ppb	0.00

System Monitoring Compounds						
5) 2-Fluorophenol	0.000	112	0	0.00	ppb	
Spiked Amount 50.000			Recovery = 0.00%			
8) Phenol-d5	0.000	99	0d	0.00	ppb	
Spiked Amount 50.000			Recovery = 0.00%			
25) Nitrobenzene-d5	0.000	82	0	0.00	ppb	
Spiked Amount 50.000			Recovery = 0.00%			
51) 2-Fluorobiphenyl	0.000	172	0	0.00	ppb	
Spiked Amount 50.000			Recovery = 0.00%			
73) 2,4,6-Tribromophenol	0.000	330	0	0.00	ppb	
Spiked Amount 50.000			Recovery = 0.00%			
85) Terphenyl-d14	0.000	244	0	0.00	ppb	
Spiked Amount 50.000			Recovery = 0.00%			
108) o-Terphenyl	0.000	230	0	0.00	ppb	
Spiked Amount 50.000			Recovery = 0.00%			
109) 1-Chlorooctadecane	0.000	57	0	0.00	ppb	
Spiked Amount 50.000			Recovery = 0.00%			

Target Compounds						Qvalue
103) Benzaldehyde	4.636	105	457333	61.72	ppb	96
107) Atrazine	10.065	215	124551	65.86	ppb	86

(#) = qualifier out of range (m) = manual integration (+) = signals summed

Quantitation Report (QT Reviewed)

Data Path : C:\msdchem\1\DATA\E3e2648\
Data File : 3E61422a.D
Acq On : 5 Jun 2014 1:05 pm
Operator : olgaa
Sample : icv2647-50
Misc : op74977,e3e2648,
ALS Vial : 3 Sample Multiplier: 1

Quant Time: Jun 06 10:23:42 2014
Quant Method : C:\msdchem\1\METHODS\M3E2646.M
Quant Title : Semi Volatile GC/MS, rtx-5msi 30m x .25mm x .25MoThu Jun 05 16:24:26 2014
QLast Update : Thu Jun 05 16:24:26 2014
Response via : Initial Calibration

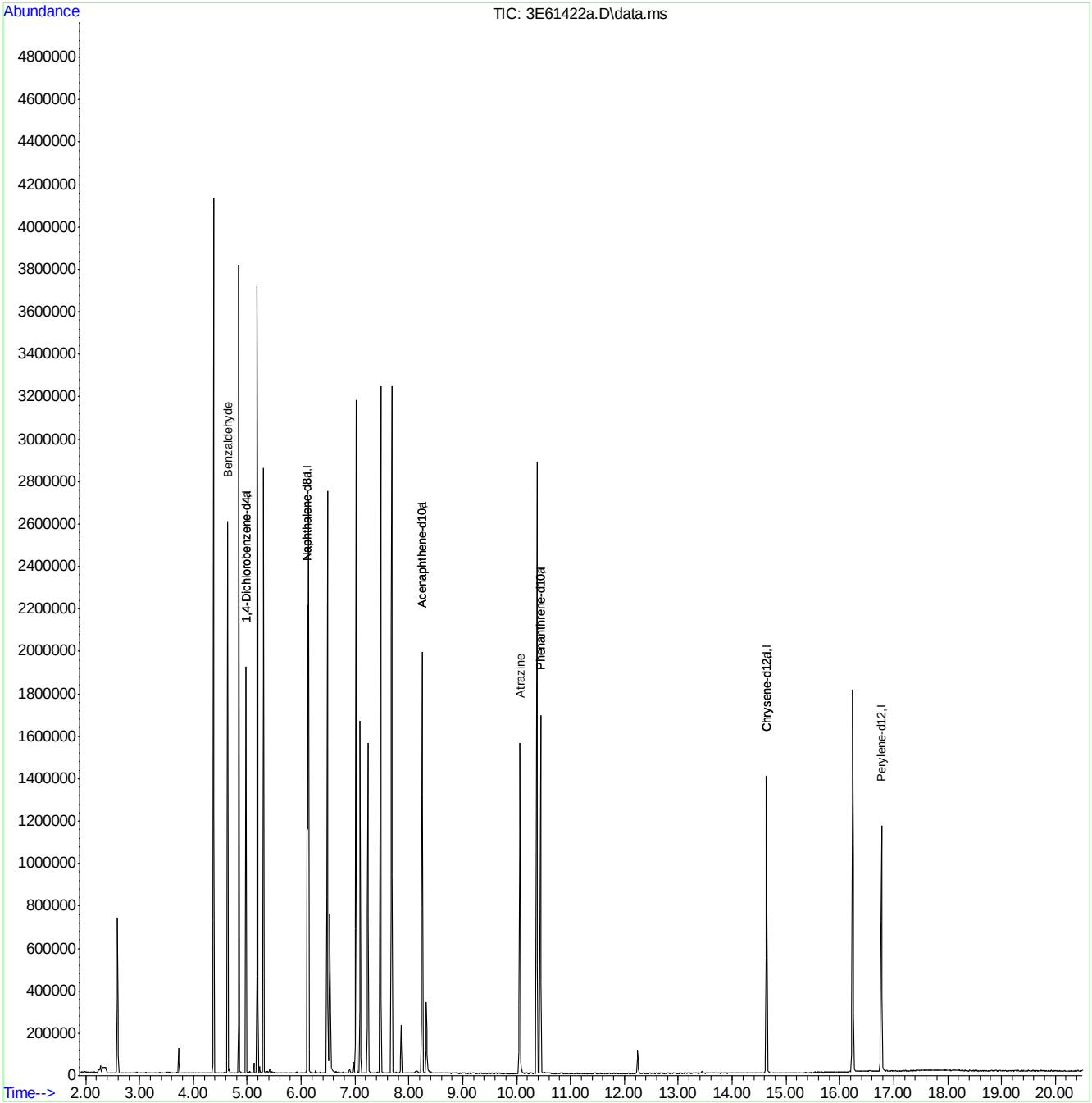

M3E2646.M Fri Jun 06 10:24:22 2014 MS3E Page: 2

Quantitation Report (QT Reviewed)

Data Path : C:\msdchem\1\DATA\E3e2680\
Data File : 3E62572.D
Acq On : 26 Jun 2014 8:07 pm
Operator : andrews1
Sample : ic2680-1
Misc : op75684,e3e2680,
ALS Vial : 2 Sample Multiplier: 1

Quant Time: Jun 27 08:50:57 2014
Quant Method : C:\msdchem\1\METHODS\M3E2680.M
Quant Title : Semi Volatile GC/MS, rtx-5msi 30m x .25mm x .25MoFri Jun 27 08:48:50 2014
QLast Update : Fri Jun 27 08:48:50 2014
Response via : Initial Calibration

Internal Standards	R.T.	QIon	Response	Conc	Units	Dev(Min)
1) 1,4-Dichlorobenzene-d4	4.711	152	399159	40.00	ppb	0.00
24) Naphthalene-d8	5.802	136	1467854	40.00	ppb	0.00
47) Acenaphthene-d10	7.883	164	833729	40.00	ppb	0.00
69) Phenanthrene-d10	10.065	188	1286105	40.00	ppb	0.00
83) Chrysene-d12	14.258	240	1204700	40.00	ppb	0.00
92) Perylene-d12	16.387	264	1007471	40.00	ppb	0.00
102) 1,4-Dichlorobenzene-d4a	4.711	152	399159	40.00	ppb	0.00
104) Acenaphthene-d10a	7.883	164	833729	40.00	ppb	0.00
106) Phenanthrene-d10a	10.065	188	1286105	40.00	ppb	0.00
110) Chrysene-d12a	14.258	240	1204700	40.00	ppb	0.00
112) Naphthalene-d8a	5.802	136	1467854	40.00	ppb	0.00
System Monitoring Compounds						
5) 2-Fluorophenol	3.753	112	13862	1.13	ppb	0.00
Spiked Amount 50.000			Recovery =	2.26%		
8) Phenol-d5	4.470	99	15956	1.04	ppb	0.00
Spiked Amount 50.000			Recovery =	2.08%		
25) Nitrobenzene-d5	5.160	82	13793	1.12	ppb	0.00
Spiked Amount 50.000			Recovery =	2.24%		
51) 2-Fluorobiphenyl	7.000	172	29225	1.09	ppb	0.00
Spiked Amount 50.000			Recovery =	2.18%		
73) 2,4,6-Tribromophenol	9.022	330	2705	0.98	ppb	0.00
Spiked Amount 50.000			Recovery =	1.96%		
85) Terphenyl-d14	12.611	244	26815	1.02	ppb	0.00
Spiked Amount 50.000			Recovery =	2.04%		
108) o-Terphenyl	0.000	230	0	0.00	ppb	
Spiked Amount 50.000			Recovery =	0.00%		
109) 1-Chlorooctadecane	0.000	57	0	0.00	ppb	
Spiked Amount 50.000			Recovery =	0.00%		
Target Compounds						Qvalue
2) 1,4-Dioxane	2.277	88	5316	1.17	ppb	89
3) Pyridine	2.657	79	11959	1.08	ppb	89
4) N-Nitrosodimethylamine	2.593	74	7318	1.14	ppb	78
6) Indene	4.914	116	27268	1.15	ppb	95
7) Cumene	4.112	105	36849	1.14	ppb	97
9) Phenol	4.476	94	20135	1.20	ppb	85
10) Aniline	4.470	93	20063	1.02	ppb	86
11) bis(2-Chloroethyl)ether	4.513	93	11971	1.07	ppb	93
12) 2-Chlorophenol	4.566	128	16192	1.11	ppb	93
13) Decane	4.582	43	12497	1.35	ppb	98
14) 1,3-Dichlorobenzene	4.668	146	18479	1.15	ppb	81
15) 1,4-Dichlorobenzene	4.727	146	17445	1.07	ppb	89
16) Benzyl alcohol	4.829	108	9438	1.06	ppb	91
17) 1,2-Dichlorobenzene	4.845	146	17197	1.14	ppb	97
18) Acetophenone	5.032	105	21263	1.14	ppb	98
19) 2-Methylphenol	4.925	108	11752	0.96	ppb	98
20) 2,2'-oxybis(1-Chloropr...	4.919	121	5918	1.23	ppb	91
21) 3&4-Methylphenol	5.048	108	11841	0.92	ppb	84
22) n-Nitroso-di-n-propyla...	5.026	70	9395	1.13	ppb	91

Quantitation Report (QT Reviewed)

Data Path : C:\msdchem\1\DATA\E3e2680\
Data File : 3E62572.D
Acq On : 26 Jun 2014 8:07 pm
Operator : andrews1
Sample : ic2680-1
Misc : op75684,e3e2680,
ALS Vial : 2 Sample Multiplier: 1

Quant Time: Jun 27 08:50:57 2014
Quant Method : C:\msdchem\1\METHODS\M3E2680.M
Quant Title : Semi Volatile GC/MS, rtx-5msi 30m x .25mm x .25MoFri Jun 27 08:48:50 2014
QLast Update : Fri Jun 27 08:48:50 2014
Response via : Initial Calibration

Internal Standards	R.T.	QIon	Response	Conc	Units		Dev(Min)
23) Hexachloroethane	5.112	201	5361	1.09	ppb		85
26) Nitrobenzene	5.176	77	14036	1.11	ppb		92
27) Quinoline	6.176	129	30023	1.11	ppb		96
28) Isophorone	5.374	82	25299	1.17	ppb		97
29) 2-Nitrophenol	5.454	139	8500	1.09	ppb		76
30) 2,4-Dimethylphenol	5.492	107	10696	0.85	ppb		90
31) Benzoic acid	5.583	105	8489	0.82	ppb		84
32) bis(2-Chloroethoxy)met...	5.561	93	13602	1.11	ppb		98
33) 2,4-Dichlorophenol	5.690	162	11758	1.09	ppb		100
34) 2,6-Dichlorophenol	5.893	162	11844	1.10	ppb		97
35) 1,3,5-Trichlorobenzene	5.460	180	14463	1.22	ppb		98
36) 1,2,4-Trichlorobenzene	5.754	180	12416	1.11	ppb		91
37) 1,2,3-Trichlorobenzene	5.973	180	12154	1.09	ppb		99
38) Naphthalene	5.823	128	46651	1.20	ppb		97
39) 4-Chloroaniline	5.888	127	18051	1.06	ppb		99
40) 2,3-Dichloroaniline	6.904	161	14786	1.10	ppb		96
41) Caprolactam	6.235	55	4058	1.02	ppb		93
42) Hexachlorobutadiene	5.946	225	6477	1.16	ppb		93
43) 4-Chloro-3-methylphenol	6.417	107	13458	1.21	ppb	#	95
44) 2-Methylnaphthalene	6.561	141	25928	1.11	ppb		95
45) 1-Methylnaphthalene	6.674	141	28158	1.19	ppb		99
46) Dimethylnaphthalene	7.326	156	26603	1.12	ppb		96
48) Hexachlorocyclopentadiene	6.749	237	1772	0.44	ppb		96
49) 2,4,6-Trichlorophenol	6.914	196	8172	1.15	ppb		85
50) 2,4,5-Trichlorophenol	6.973	196	8075	1.05	ppb		93
52) 2-Chloronaphthalene	7.150	162	26994	1.12	ppb		98
53) Biphenyl	7.123	154	36933	1.13	ppb		98
54) 2-Nitroaniline	7.294	65	7828	1.23	ppb		91
55) Dimethylphthalate	7.530	163	29060	1.09	ppb		95
56) Acenaphthylene	7.685	152	43408	1.08	ppb		98
57) 2,6-Dinitrotoluene	7.610	165	7575	1.12	ppb		94
58) 3-Nitroaniline	7.851	138	7731	1.01	ppb		81
59) Acenaphthene	7.925	153	29626	1.18	ppb		83
60) 2,4-Dinitrophenol	8.027	184	2326	0.60	ppb		85
61) 4-Nitrophenol	8.177	109	3538	1.08	ppb	#	31
62) Dibenzofuran	8.166	168	38116	1.14	ppb		92
63) 2,4-Dinitrotoluene	8.187	165	10050	1.10	ppb		96
64) 2,3,4,6-Tetrachlorophenol	8.369	232	5801	1.03	ppb		84
65) Diethylphthalate	8.524	149	31123	1.18	ppb		96
66) Fluorene	8.658	166	30902	1.12	ppb		95
67) 4-Chlorophenyl-phenyle...	8.669	204	13040	1.10	ppb		94
68) 4-Nitroaniline	8.722	138	7599	0.98	ppb		91
70) 4,6-Dinitro-2-methylph...	8.792	198	2607	0.52	ppb		70
71) n-Nitrosodiphenylamine	8.851	169	21304	1.12	ppb		99
72) 1,2-Diphenylhydrazine	8.899	77	24941	1.03	ppb		89
74) 4-Bromophenyl-phenylether	9.391	248	7023	1.11	ppb		94
75) Hexachlorobenzene	9.493	284	7306	1.15	ppb		93
76) Pentachlorophenol	9.813	266	6686	1.69	ppb		81
77) Phenanthrene	10.097	178	43061	1.14	ppb		99
78) Anthracene	10.177	178	44188	1.13	ppb		96

Quantitation Report (QT Reviewed)

Data Path : C:\msdchem\1\DATA\E3e2680\
Data File : 3E62572.D
Acq On : 26 Jun 2014 8:07 pm
Operator : andrews1
Sample : ic2680-1
Misc : op75684,e3e2680,
ALS Vial : 2 Sample Multiplier: 1

Quant Time: Jun 27 08:50:57 2014
Quant Method : C:\msdchem\1\METHODS\M3E2680.M
Quant Title : Semi Volatile GC/MS, rtx-5msi 30m x .25mm x .25MoFri Jun 27 08:48:50 2014
QLast Update : Fri Jun 27 08:48:50 2014
Response via : Initial Calibration

Internal Standards	R.T.	QIon	Response	Conc	Units	Dev(Min)
79) Carbazole	10.455	167	42339	1.15	ppb	96
80) Di-n-butylphthalate	11.060	149	47096	1.05	ppb	99
81) Fluoranthene	11.964	202	43929	1.16	ppb	95
82) Octadecane	9.990	57	14044	1.12	ppb	91
84) Pyrene	12.317	202	44051	1.07	ppb	97
86) Butylbenzylphthalate	13.434	149	21685	1.06	ppb	94
87) Butyl stearate	13.595	56	9546	0.73	ppb	90
88) Benzo[a]anthracene	14.242	228	43793	1.23	ppb	96
89) 3,3'-Dichlorobenzidine	14.242	252	12843	0.96	ppb	70
90) Chrysene	14.296	228	38746	1.19	ppb	91
91) bis(2-Ethylhexyl)phtha...	14.392	149	31270	1.07	ppb	99
93) Di-n-octylphthalate	15.376	149	52041	1.11	ppb	96
94) Benzo[b]fluoranthene	15.857	252	38348	1.14	ppb	95
95) Benzo[k]fluoranthene	15.895	252	34935	1.12	ppb	97
96) Benzo[a]pyrene	16.307	252	32828	1.13	ppb	98
97) Indeno[1,2,3-cd]pyrene	17.959	276	38286	1.13	ppb	91
98) Dibenz(a,h)acridine	17.590	279	27926	1.10	ppb	99
99) Dibenz[a,h]anthracene	17.986	278	33406	1.17	ppb	92
100) 7,12-Dimethylbenz(a)an...	15.841	256	7836	0.46	ppb	90
101) Benzo[g,h,i]perylene	18.403	276	32390	1.21	ppb	93

(#) = qualifier out of range (m) = manual integration (+) = signals summed

Quantitation Report (QT Reviewed)

Data Path : C:\msdchem\1\DATA\E3e2680\
Data File : 3E62572.D
Acq On : 26 Jun 2014 8:07 pm
Operator : andrews1
Sample : ic2680-1
Misc : op75684,e3e2680,
ALS Vial : 2 Sample Multiplier: 1

Quant Time: Jun 27 08:50:57 2014
Quant Method : C:\msdchem\1\METHODS\M3E2680.M
Quant Title : Semi Volatile GC/MS, rtx-5msi 30m x .25mm x .25MoFri Jun 27 08:48:50 2014
QLast Update : Fri Jun 27 08:48:50 2014
Response via : Initial Calibration

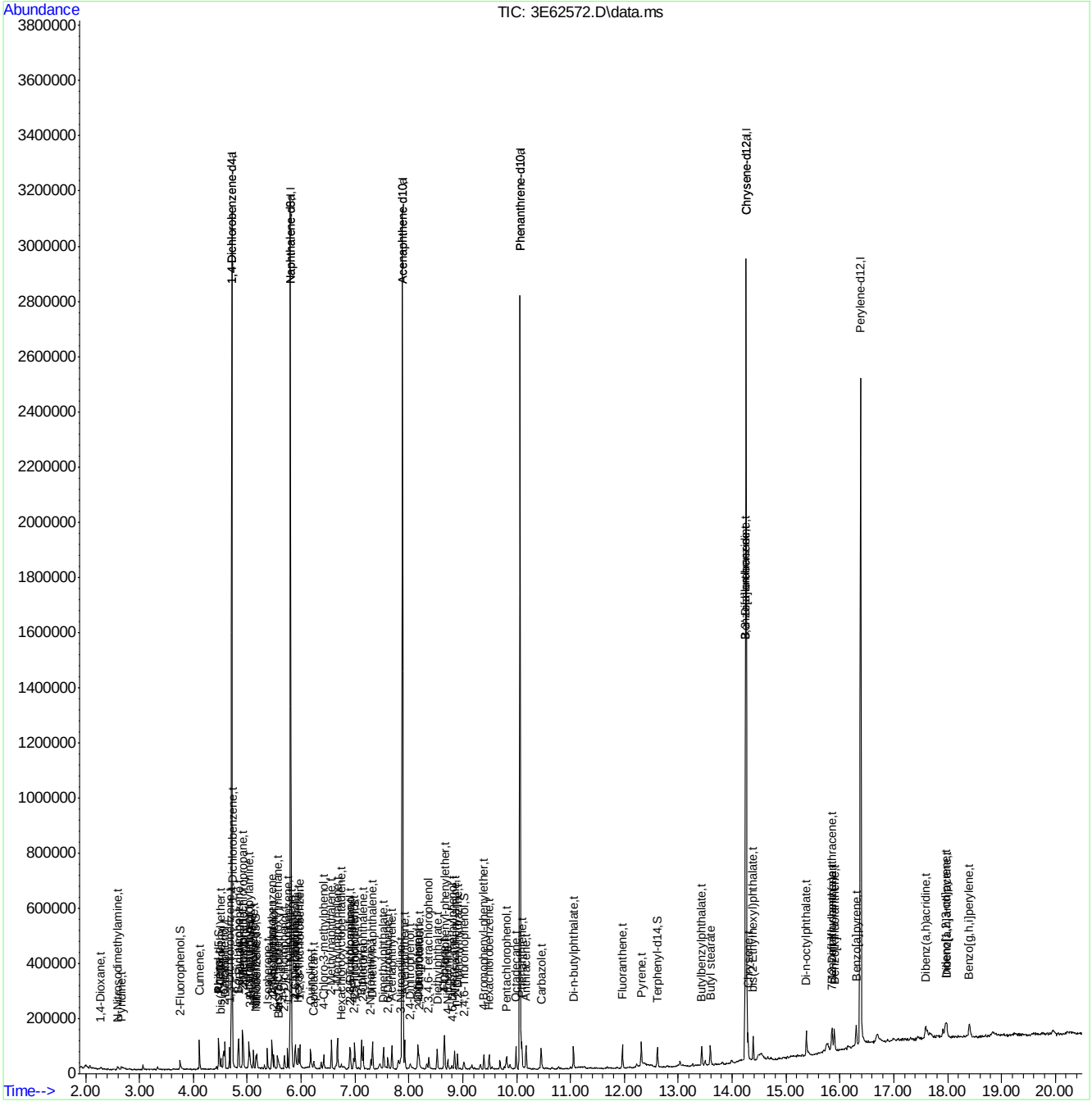

Quantitation Report (QT Reviewed)

Data Path : C:\msdchem\1\DATA\E3e2680\
Data File : 3E62573.D
Acq On : 26 Jun 2014 8:33 pm
Operator : andrews1
Sample : ic2680-2
Misc : op75684,e3e2680,
ALS Vial : 3 Sample Multiplier: 1

Quant Time: Jun 27 13:52:51 2014
Quant Method : C:\msdchem\1\METHODS\M3E2680.M
Quant Title : Semi Volatile GC/MS, rtx-5msi 30m x .25mm x .25MoFri Jun 27 11:26:05 2014
QLast Update : Fri Jun 27 11:26:05 2014
Response via : Initial Calibration

Internal Standards	R.T.	QIon	Response	Conc	Units		Dev(Min)
1) 1,4-Dichlorobenzene-d4	4.711	152	342411	40.00	ppb		0.00
24) Naphthalene-d8	5.807	136	1317039	40.00	ppb		0.00
47) Acenaphthene-d10	7.883	164	738785	40.00	ppb		0.00
69) Phenanthrene-d10	10.065	188	1142137	40.00	ppb		0.00
83) Chrysene-d12	14.258	240	1056855	40.00	ppb		0.00
92) Perylene-d12	16.382	264	901647	40.00	ppb		0.00
102) 1,4-Dichlorobenzene-d4a	4.711	152	342411	40.00	ppb		0.00
104) Acenaphthene-d10a	7.883	164	738785	40.00	ppb		0.00
106) Phenanthrene-d10a	10.065	188	1142137	40.00	ppb		0.00
110) Chrysene-d12a	14.258	240	1056855	40.00	ppb		0.00
112) Naphthalene-d8a	5.807	136	1317039	40.00	ppb		0.00
System Monitoring Compounds							
5) 2-Fluorophenol	3.759	112	22268	2.00	ppb		0.01
Spiked Amount 50.000			Recovery	=	4.00%		
8) Phenol-d5	4.470	99	27448	1.98	ppb		0.00
Spiked Amount 50.000			Recovery	=	3.96%		
25) Nitrobenzene-d5	5.160	82	25060	2.11	ppb		0.00
Spiked Amount 50.000			Recovery	=	4.22%		
51) 2-Fluorobiphenyl	7.000	172	52346	2.11	ppb		0.00
Spiked Amount 50.000			Recovery	=	4.22%		
73) 2,4,6-Tribromophenol	9.022	330	4830	1.90	ppb		0.00
Spiked Amount 50.000			Recovery	=	3.80%		
85) Terphenyl-d14	12.611	244	46701	1.98	ppb		0.00
Spiked Amount 50.000			Recovery	=	3.96%		
108) o-Terphenyl	0.000	230	0	0.00	ppb		
Spiked Amount 50.000			Recovery	=	0.00%		
109) 1-Chlorooctadecane	0.000	57	0	0.00	ppb		
Spiked Amount 50.000			Recovery	=	0.00%		
Target Compounds							Qvalue
2) 1,4-Dioxane	2.277	88	8087	1.94	ppb		94
3) Pyridine	2.657	79	19209	1.88	ppb		86
4) N-Nitrosodimethylamine	2.593	74	10687	1.86	ppb		83
6) Indene	4.914	116	45642	2.06	ppb		98
7) Cumene	4.117	105	64255	2.15	ppb		96
9) Phenol	4.475	94	32803	2.08	ppb		86
10) Aniline	4.475	93	35893	2.18	ppb		97
11) bis(2-Chloroethyl)ether	4.513	93	22243	2.18	ppb		98
12) 2-Chlorophenol	4.566	128	28437	2.14	ppb		94
13) Decane	4.582	43	17799	2.00	ppb		98
14) 1,3-Dichlorobenzene	4.673	146	31561	2.12	ppb		98
15) 1,4-Dichlorobenzene	4.727	146	31324	2.10	ppb		98
16) Benzyl alcohol	4.834	108	17515	2.14	ppb		95
17) 1,2-Dichlorobenzene	4.850	146	29904	2.12	ppb		98
18) Acetophenone	5.032	105	35876	2.07	ppb		99
19) 2-Methylphenol	4.925	108	22667	2.11	ppb		97
20) 2,2'-oxybis(1-Chloropr...	4.925	121	9160	2.03	ppb	#	78
21) 3&4-Methylphenol	5.048	108	22296	1.95	ppb		97
22) n-Nitroso-di-n-propyla...	5.026	70	15015	1.99	ppb		91

Quantitation Report (QT Reviewed)

Data Path : C:\msdchem\1\DATA\E3e2680\
Data File : 3E62573.D
Acq On : 26 Jun 2014 8:33 pm
Operator : andrews1
Sample : ic2680-2
Misc : op75684,e3e2680,
ALS Vial : 3 Sample Multiplier: 1

Quant Time: Jun 27 13:52:51 2014
Quant Method : C:\msdchem\1\METHODS\M3E2680.M
Quant Title : Semi Volatile GC/MS, rtx-5msi 30m x .25mm x .25MoFri Jun 27 11:26:05 2014
QLast Update : Fri Jun 27 11:26:05 2014
Response via : Initial Calibration

Internal Standards	R.T.	QIon	Response	Conc	Units		Dev(Min)
23) Hexachloroethane	5.117	201	9350	2.05	ppb		98
26) Nitrobenzene	5.176	77	26197	2.14	ppb		96
27) Quinoline	6.171	129	52673	2.01	ppb		97
28) Isophorone	5.374	82	42456	2.03	ppb		97
29) 2-Nitrophenol	5.454	139	15068	2.00	ppb		89
30) 2,4-Dimethylphenol	5.497	107	20124	1.85	ppb		97
31) Benzoic acid	5.583	105	16683	1.83	ppb		81
32) bis(2-Chloroethoxy)met...	5.561	93	23831	2.02	ppb		92
33) 2,4-Dichlorophenol	5.690	162	21342	2.06	ppb		94
34) 2,6-Dichlorophenol	5.898	162	21291	2.04	ppb		92
35) 1,3,5-Trichlorobenzene	5.460	180	24315	2.06	ppb		98
36) 1,2,4-Trichlorobenzene	5.754	180	22559	2.08	ppb		94
37) 1,2,3-Trichlorobenzene	5.973	180	21760	2.03	ppb		95
38) Naphthalene	5.823	128	80211	2.11	ppb		99
39) 4-Chloroaniline	5.888	127	31173	1.98	ppb		96
40) 2,3-Dichloroaniline	6.904	161	25567	1.98	ppb		95
41) Caprolactam	6.235	55	7045	1.87	ppb		85
42) Hexachlorobutadiene	5.946	225	12316	2.19	ppb		95
43) 4-Chloro-3-methylphenol	6.417	107	22014	2.01	ppb	#	93
44) 2-Methylnaphthalene	6.561	141	45499	2.02	ppb		100
45) 1-Methylnaphthalene	6.674	141	46847	2.03	ppb		96
46) Dimethylnaphthalene	7.326	156	46193	2.02	ppb		99
48) Hexachlorocyclopentadiene	6.749	237	3462	10.21	ppb		96
49) 2,4,6-Trichlorophenol	6.914	196	12678	1.89	ppb		99
50) 2,4,5-Trichlorophenol	6.973	196	13154	1.88	ppb		99
52) 2-Chloronaphthalene	7.150	162	47423	2.05	ppb		96
53) Biphenyl	7.123	154	64671	2.07	ppb		96
54) 2-Nitroaniline	7.294	65	13039	2.04	ppb		96
55) Dimethylphthalate	7.530	163	50527	2.02	ppb		99
56) Acenaphthylene	7.685	152	75442	2.02	ppb		98
57) 2,6-Dinitrotoluene	7.610	165	12539	1.97	ppb		89
58) 3-Nitroaniline	7.850	138	13242	1.87	ppb		84
59) Acenaphthene	7.925	153	47675	2.00	ppb		96
60) 2,4-Dinitrophenol	8.027	184	6268	1.88	ppb		84
61) 4-Nitrophenol	8.171	109	5667	1.87	ppb	#	1
62) Dibenzofuran	8.166	168	66565	2.07	ppb		94
63) 2,4-Dinitrotoluene	8.187	165	16188	1.92	ppb		88
64) 2,3,4,6-Tetrachlorophenol	8.369	232	9919	1.89	ppb		96
65) Diethylphthalate	8.524	149	51530	2.05	ppb		95
66) Fluorene	8.658	166	51432	1.97	ppb		94
67) 4-Chlorophenyl-phenyle...	8.669	204	22309	1.98	ppb		97
68) 4-Nitroaniline	8.722	138	13110	1.87	ppb		91
70) 4,6-Dinitro-2-methylph...	8.797	198	4889	1.12	ppb		77
71) n-Nitrosodiphenylamine	8.851	169	36749	2.06	ppb		95
72) 1,2-Diphenylhydrazine	8.899	77	44570	1.97	ppb		98
74) 4-Bromophenyl-phenylether	9.391	248	11754	1.98	ppb		99
75) Hexachlorobenzene	9.492	284	12697	2.06	ppb		92
76) Pentachlorophenol	9.819	266	11806	3.46	ppb		91
77) Phenanthrene	10.097	178	74790	2.08	ppb		98
78) Anthracene	10.177	178	73357	2.01	ppb		98

Quantitation Report (QT Reviewed)

Data Path : C:\msdchem\1\DATA\E3e2680\
Data File : 3E62573.D
Acq On : 26 Jun 2014 8:33 pm
Operator : andrews1
Sample : ic2680-2
Misc : op75684,e3e2680,
ALS Vial : 3 Sample Multiplier: 1

Quant Time: Jun 27 13:52:51 2014
Quant Method : C:\msdchem\1\METHODS\M3E2680.M
Quant Title : Semi Volatile GC/MS, rtx-5msi 30m x .25mm x .25MoFri Jun 27 11:26:05 2014
QLast Update : Fri Jun 27 11:26:05 2014
Response via : Initial Calibration

Internal Standards	R.T.	QIon	Response	Conc	Units	Dev(Min)
79) Carbazole	10.455	167	70281	2.00	ppb	99
80) Di-n-butylphthalate	11.054	149	80686	1.98	ppb	99
81) Fluoranthene	11.964	202	70990	1.97	ppb	97
82) Octadecane	9.990	57	23095	1.94	ppb	94
84) Pyrene	12.317	202	75416	2.01	ppb	98
86) Butylbenzylphthalate	13.434	149	34851	1.92	ppb	93
87) Butyl stearate	13.595	56	16112	1.79	ppb	92
88) Benzo[a]anthracene	14.242	228	67771	2.03	ppb	96
89) 3,3'-Dichlorobenzidine	14.237	252	21694	1.86	ppb	93
90) Chrysene	14.296	228	58922	1.95	ppb	96
91) bis(2-Ethylhexyl)phtha...	14.392	149	49269	1.91	ppb	97
93) Di-n-octylphthalate	15.376	149	84037	1.91	ppb	97
94) Benzo[b]fluoranthene	15.857	252	60469	1.89	ppb	96
95) Benzo[k]fluoranthene	15.889	252	62575	2.05	ppb	96
96) Benzo[a]pyrene	16.301	252	54777	1.97	ppb	94
97) Indeno[1,2,3-cd]pyrene	17.959	276	63038	1.92	ppb	89
98) Dibenz(a,h)acridine	17.585	279	48246	1.96	ppb	99
99) Dibenz[a,h]anthracene	17.981	278	53523	1.95	ppb	96
100) 7,12-Dimethylbenz(a)an...	15.841	256	13248	3.20	ppb	91
101) Benzo[g,h,i]perylene	18.403	276	51282	1.95	ppb	96

(#) = qualifier out of range (m) = manual integration (+) = signals summed

9.6.13

9

Quantitation Report (QT Reviewed)

Data Path : C:\msdchem\1\DATA\E3e2680\
Data File : 3E62573.D
Acq On : 26 Jun 2014 8:33 pm
Operator : andrews1
Sample : ic2680-2
Misc : op75684,e3e2680,
ALS Vial : 3 Sample Multiplier: 1

Quant Time: Jun 27 13:52:51 2014
Quant Method : C:\msdchem\1\METHODS\M3E2680.M
Quant Title : Semi Volatile GC/MS, rtx-5msi 30m x .25mm x .25MoFri Jun 27 11:26:05 2014
QLast Update : Fri Jun 27 11:26:05 2014
Response via : Initial Calibration

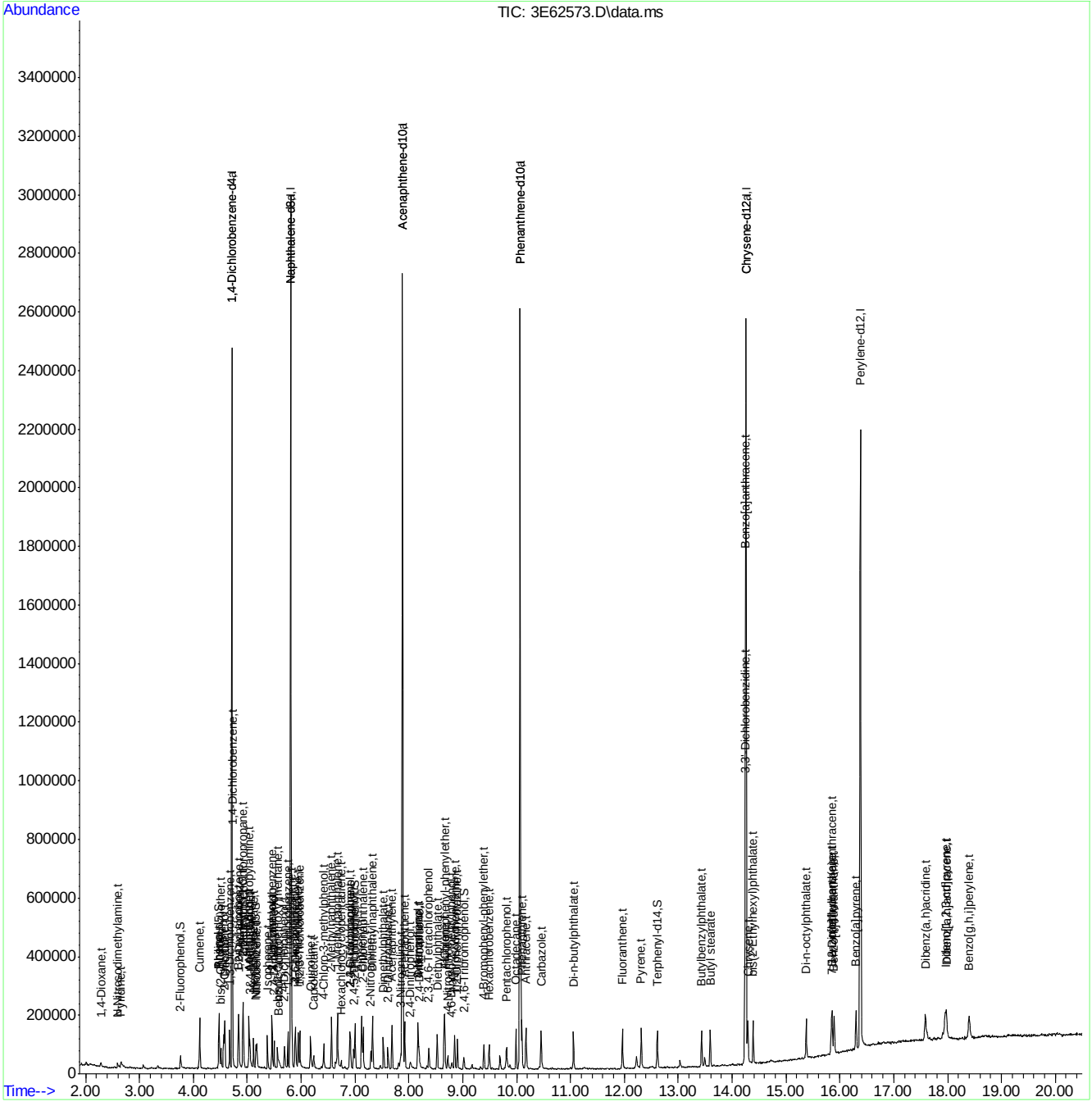

ACCUTEST LABORATORIES JB70128

Manual Integrations APPROVED (compounds with "m" flag)
Nina Pandya
06/27/14 15:27

Quantitation Report (QT Reviewed)

Data Path : C:\msdchem\1\DATA\E3e2680\
Data File : 3E62574.D
Acq On : 26 Jun 2014 9:01 pm
Operator : andrews1
Sample : ic2680-5
Misc : op75684,e3e2680,
ALS Vial : 4 Sample Multiplier: 1

Quant Time: Jun 27 08:56:29 2014
Quant Method : C:\msdchem\1\METHODS\M3E2680.M
Quant Title : Semi Volatile GC/MS, rtx-5msi 30m x .25mm x .25MoFri Jun 27 08:48:50 2014
QLast Update : Fri Jun 27 08:48:50 2014
Response via : Initial Calibration

Internal Standards	R.T.	QIon	Response	Conc	Units	Dev(Min)
1) 1,4-Dichlorobenzene-d4	4.711	152	310156	40.00	ppb	0.00
24) Naphthalene-d8	5.807	136	1171356	40.00	ppb	0.00
47) Acenaphthene-d10	7.877	164	661697	40.00	ppb	0.00
69) Phenanthrene-d10	10.065	188	1028050	40.00	ppb	0.00
83) Chrysene-d12	14.258	240	949191	40.00	ppb	0.00
92) Perylene-d12	16.382	264	803357	40.00	ppb	0.00
102) 1,4-Dichlorobenzene-d4a	4.711	152	310156	40.00	ppb	0.00
104) Acenaphthene-d10a	7.877	164	661697	40.00	ppb	0.00
106) Phenanthrene-d10a	10.065	188	1028050	40.00	ppb	0.00
110) Chrysene-d12a	14.258	240	949191	40.00	ppb	0.00
112) Naphthalene-d8a	5.807	136	1171356	40.00	ppb	0.00
System Monitoring Compounds						
5) 2-Fluorophenol	3.753	112	52251	5.49	ppb	0.00
Spiked Amount 50.000			Recovery = 10.98%			
8) Phenol-d5	4.465	99	66783	5.61	ppb	0.00
Spiked Amount 50.000			Recovery = 11.22%			
25) Nitrobenzene-d5	5.160	82	54920	5.61	ppb	0.00
Spiked Amount 50.000			Recovery = 11.22%			
51) 2-Fluorobiphenyl	7.000	172	116071	5.48	ppb	0.00
Spiked Amount 50.000			Recovery = 10.96%			
73) 2,4,6-Tribromophenol	9.022	330	12342	5.60	ppb	0.00
Spiked Amount 50.000			Recovery = 11.20%			
85) Terphenyl-d14	12.611	244	111858	5.39	ppb	0.00
Spiked Amount 50.000			Recovery = 10.78%			
108) o-Terphenyl	0.000	230	0	0.00	ppb	
Spiked Amount 50.000			Recovery = 0.00%			
109) 1-Chlorooctadecane	0.000	57	0	0.00	ppb	
Spiked Amount 50.000			Recovery = 0.00%			
Target Compounds						Qvalue
2) 1,4-Dioxane	2.277	88	20659	5.83	ppb	96
3) Pyridine	2.636	79	51230	5.96	ppb	97
4) N-Nitrosodimethylamine	2.587	74	26702	5.35	ppb	91
6) Indene	4.914	116	106408	5.76	ppb	98
7) Cumene	4.117	105	145638	5.80	ppb	97
9) Phenol	4.476	94	77358	5.94	ppb	81
10) Aniline	4.470	93	79337	5.21	ppb	92
11) bis(2-Chloroethyl)ether	4.513	93	48258	5.56	ppb	99
12) 2-Chlorophenol	4.566	128	62637	5.54	ppb	94
13) Decane	4.583	43	44469	6.18	ppb	99
14) 1,3-Dichlorobenzene	4.673	146	71025	5.68	ppb	96
15) 1,4-Dichlorobenzene	4.727	146	73911	5.84	ppb	96
16) Benzyl alcohol	4.829	108	38864	5.60	ppb	92
17) 1,2-Dichlorobenzene	4.845	146	68777	5.87	ppb	98
18) Acetophenone	5.032	105	83548	5.75	ppb	98
19) 2-Methylphenol	4.925	108	51178	5.37	ppb	99
20) 2,2'-oxybis(1-Chloropr...	4.919	121	21649	5.80	ppb	91
21) 3&4-Methylphenol	5.048	108	56236	5.61	ppb	97
22) n-Nitroso-di-n-propyla...	5.026	70	36329	5.61	ppb	97

Quantitation Report (QT Reviewed)

Data Path : C:\msdchem\1\DATA\E3e2680\
Data File : 3E62574.D
Acq On : 26 Jun 2014 9:01 pm
Operator : andrews1
Sample : ic2680-5
Misc : op75684,e3e2680,
ALS Vial : 4 Sample Multiplier: 1

Quant Time: Jun 27 08:56:29 2014
Quant Method : C:\msdchem\1\METHODS\M3E2680.M
Quant Title : Semi Volatile GC/MS, rtx-5msi 30m x .25mm x .25MoFri Jun 27 08:48:50 2014
QLast Update : Fri Jun 27 08:48:50 2014
Response via : Initial Calibration

Internal Standards	R.T.	QIon	Response	Conc	Units		Dev(Min)
23) Hexachloroethane	5.117	201	22107	5.77	ppb		97
26) Nitrobenzene	5.176	77	57815	5.75	ppb		99
27) Quinoline	6.171	129	126578	5.88	ppb		97
28) Isophorone	5.374	82	102619	5.96	ppb		98
29) 2-Nitrophenol	5.454	139	35188	5.66	ppb		87
30) 2,4-Dimethylphenol	5.492	107	49175	4.90	ppb		93
31) Benzoic acid	5.577	105	42509	5.12	ppb		85
32) bis(2-Chloroethoxy)met...	5.561	93	55515	5.68	ppb		97
33) 2,4-Dichlorophenol	5.690	162	47965	5.56	ppb		99
34) 2,6-Dichlorophenol	5.893	162	50011	5.83	ppb		94
35) 1,3,5-Trichlorobenzene	5.460	180	56098	5.93	ppb		99
36) 1,2,4-Trichlorobenzene	5.754	180	51214	5.72	ppb		94
37) 1,2,3-Trichlorobenzene	5.973	180	51158	5.77	ppb		97
38) Naphthalene	5.823	128	182444	5.87	ppb		99
39) 4-Chloroaniline	5.888	127	75060	5.53	ppb		95
40) 2,3-Dichloroaniline	6.904	161	61572	5.73	ppb		98
41) Caprolactam	6.235	55	18124	5.72	ppb		95
42) Hexachlorobutadiene	5.946	225	26219	5.88	ppb		96
43) 4-Chloro-3-methylphenol	6.417	107	52041m	5.86	ppb		
44) 2-Methylnaphthalene	6.562	141	108291	5.82	ppb		96
45) 1-Methylnaphthalene	6.674	141	112260	5.95	ppb		99
46) Dimethylnaphthalene	7.326	156	107601	5.66	ppb		99
48) Hexachlorocyclopentadiene	6.749	237	15243	4.78	ppb		97
49) 2,4,6-Trichlorophenol	6.915	196	30804	5.48	ppb		92
50) 2,4,5-Trichlorophenol	6.973	196	31223	5.13	ppb		97
52) 2-Chloronaphthalene	7.150	162	112064	5.85	ppb		97
53) Biphenyl	7.123	154	149438	5.76	ppb		98
54) 2-Nitroaniline	7.294	65	29163	5.77	ppb		97
55) Dimethylphthalate	7.530	163	118332	5.59	ppb		98
56) Acenaphthylene	7.685	152	178078	5.60	ppb		99
57) 2,6-Dinitrotoluene	7.615	165	29086	5.43	ppb		98
58) 3-Nitroaniline	7.845	138	32551	5.35	ppb		96
59) Acenaphthene	7.920	153	114484	5.77	ppb		96
60) 2,4-Dinitrophenol	8.016	184	21485	6.96	ppb		95
61) 4-Nitrophenol	8.166	109	13511	5.19	ppb	#	1
62) Dibenzofuran	8.166	168	153062	5.77	ppb		92
63) 2,4-Dinitrotoluene	8.188	165	37381	5.17	ppb		97
64) 2,3,4,6-Tetrachlorophenol	8.369	232	24643	5.50	ppb		97
65) Diethylphthalate	8.524	149	120089	5.73	ppb		98
66) Fluorene	8.658	166	121940	5.55	ppb		100
67) 4-Chlorophenyl-phenyle...	8.669	204	54046	5.72	ppb		94
68) 4-Nitroaniline	8.717	138	31908	5.16	ppb		93
70) 4,6-Dinitro-2-methylph...	8.792	198	15715	3.93	ppb		78
71) n-Nitrosodiphenylamine	8.851	169	83674	5.50	ppb		98
72) 1,2-Diphenylhydrazine	8.899	77	109154	5.64	ppb		99
74) 4-Bromophenyl-phenylether	9.391	248	28029	5.55	ppb		96
75) Hexachlorobenzene	9.493	284	30003	5.91	ppb		96
76) Pentachlorophenol	9.813	266	29368	9.27	ppb		93
77) Phenanthrene	10.097	178	171319	5.67	ppb		99
78) Anthracene	10.177	178	173760	5.55	ppb		99

Quantitation Report (QT Reviewed)

Data Path : C:\msdchem\1\DATA\E3e2680\
Data File : 3E62574.D
Acq On : 26 Jun 2014 9:01 pm
Operator : andrews1
Sample : ic2680-5
Misc : op75684,e3e2680,
ALS Vial : 4 Sample Multiplier: 1

Quant Time: Jun 27 08:56:29 2014
Quant Method : C:\msdchem\1\METHODS\M3E2680.M
Quant Title : Semi Volatile GC/MS, rtx-5msi 30m x .25mm x .25MoFri Jun 27 08:48:50 2014
QLast Update : Fri Jun 27 08:48:50 2014
Response via : Initial Calibration

Internal Standards	R.T.	QIon	Response	Conc	Units	Dev(Min)
79) Carbazole	10.455	167	169652	5.74	ppb	99
80) Di-n-butylphthalate	11.054	149	190943	5.35	ppb	99
81) Fluoranthene	11.964	202	169073	5.57	ppb	98
82) Octadecane	9.990	57	57432	5.73	ppb	98
84) Pyrene	12.311	202	178994	5.54	ppb	98
86) Butylbenzylphthalate	13.435	149	84904	5.27	ppb	95
87) Butyl stearate	13.595	56	36817	3.60	ppb	99
88) Benzo[a]anthracene	14.237	228	155781	5.57	ppb	99
89) 3,3'-Dichlorobenzidine	14.237	252	53619	5.11	ppb	94
90) Chrysene	14.296	228	143867	5.59	ppb	97
91) bis(2-Ethylhexyl)phtha...	14.392	149	118370	5.15	ppb	98
93) Di-n-octylphthalate	15.376	149	202280	5.41	ppb	98
94) Benzo[b]fluoranthene	15.857	252	147099	5.50	ppb	96
95) Benzo[k]fluoranthene	15.895	252	143135	5.73	ppb	96
96) Benzo[a]pyrene	16.301	252	129585	5.59	ppb	97
97) Indeno[1,2,3-cd]pyrene	17.954	276	155444	5.74	ppb	94
98) Dibenz(a,h)acridine	17.585	279	114278	5.63	ppb	97
99) Dibenz[a,h]anthracene	17.981	278	125936	5.55	ppb	97
100) 7,12-Dimethylbenz(a)an...	15.841	256	41387	3.06	ppb	99
101) Benzo[g,h,i]perylene	18.398	276	123562	5.77	ppb	96

(#) = qualifier out of range (m) = manual integration (+) = signals summed

9.6.14

9

Quantitation Report (QT Reviewed)

Data Path : C:\msdchem\1\DATA\E3e2680\
Data File : 3E62574.D
Acq On : 26 Jun 2014 9:01 pm
Operator : andrews1
Sample : ic2680-5
Misc : op75684,e3e2680,
ALS Vial : 4 Sample Multiplier: 1

Quant Time: Jun 27 08:56:29 2014
Quant Method : C:\msdchem\1\METHODS\M3E2680.M
Quant Title : Semi Volatile GC/MS, rtx-5msi 30m x .25mm x .25MoFri Jun 27 08:48:50 2014
QLast Update : Fri Jun 27 08:48:50 2014
Response via : Initial Calibration

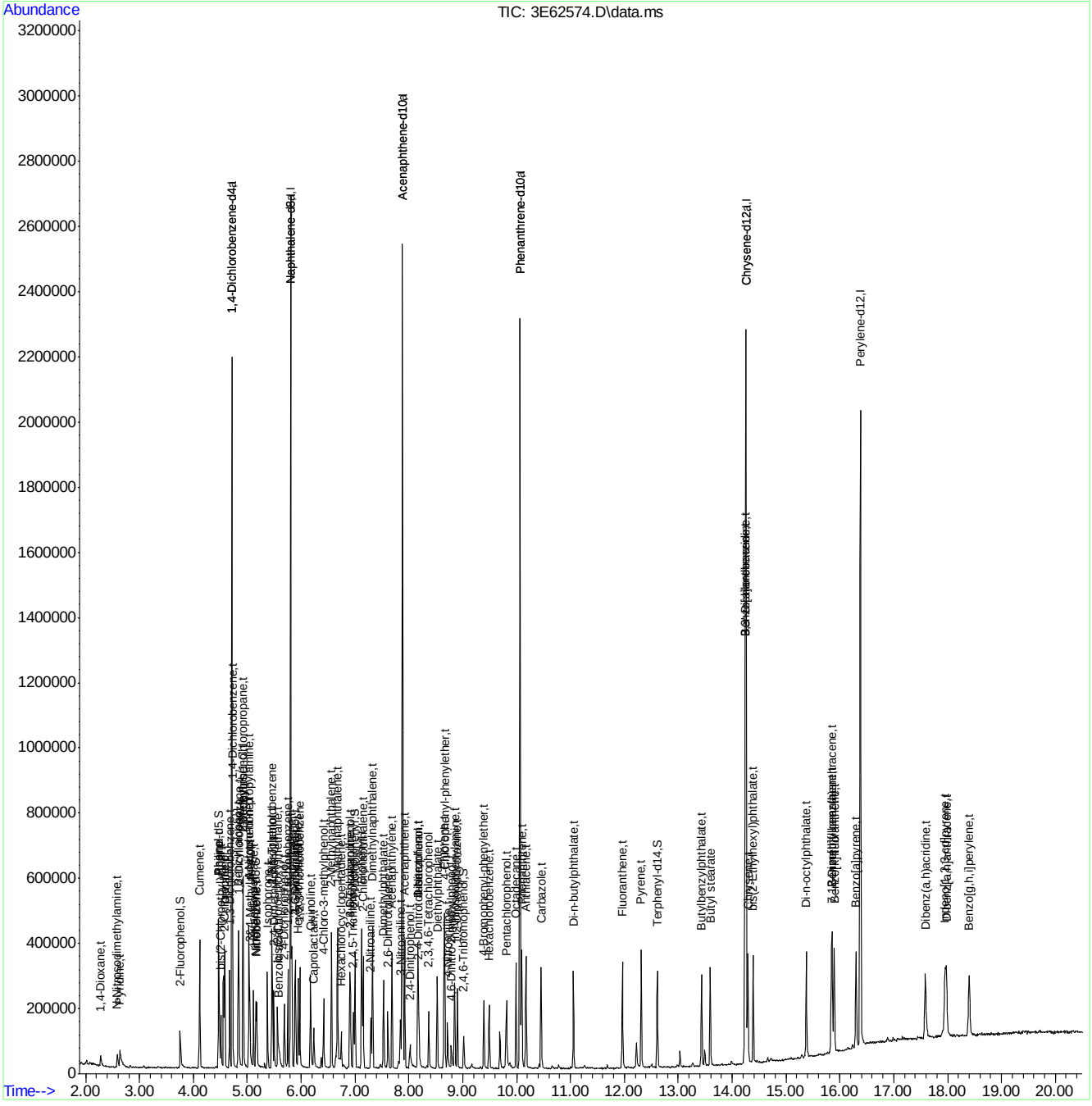

ACCUTEST LABORATORIES JB70128

Manual Integration Approval Summary

Sample Number:	E3E2680-IC2680	**Method:**	SW846 8270D
Lab FileID:	3E62574.D	**Analyst approved:**	06/27/14 10:11 Nina Pandya
Injection Time:	06/26/14 21:01	**Supervisor approved:**	06/27/14 15:27 Nina Pandya

Parameter	CAS	Sig#	R.T. (min.)	Reason
4-Chloro-3-methyl phenol	59-50-7		6.42	Poor instrument integration

Quantitation Report (Qedit)

Data Path : C:\msdchem\1\DATA\E3e2680\
Data File : 3E62574.D
Acq On : 26 Jun 2014 9:01 pm
Operator : andrews1
Sample : ic2680-5
Misc : op75684,e3e2680,
ALS Vial : 4 Sample Multiplier: 1

Quant Time: Jun 27 08:54:15 2014
Quant Method : C:\msdchem\1\METHODS\M3E2680.M
Quant Title : Semi Volatile GC/MS, rtx-5msi 30m x .25mm x .25MoFri Jun 27 08:48:50 2014
QLast Update : Fri Jun 27 08:48:50 2014
Response via : Initial Calibration

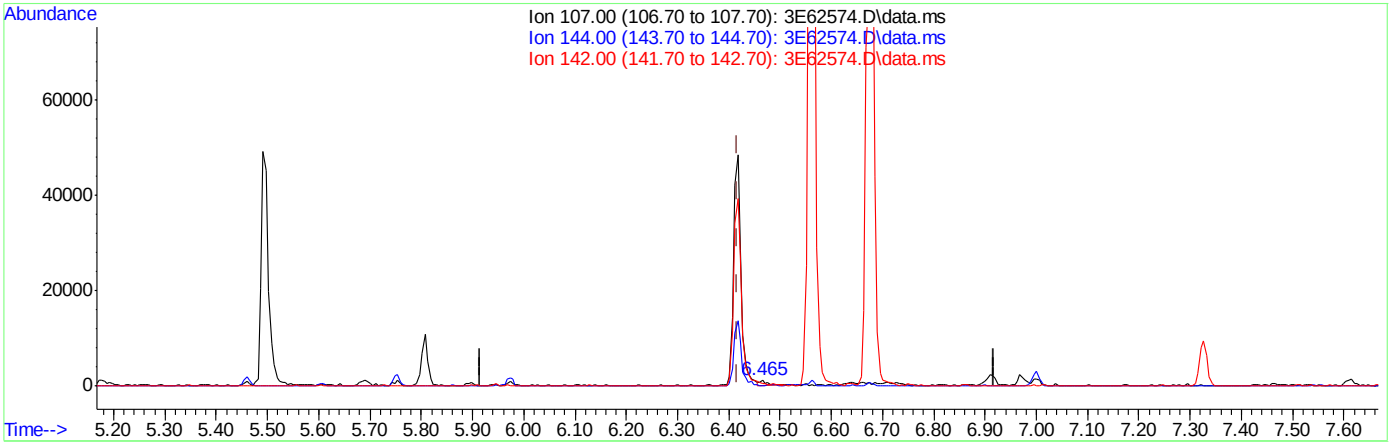

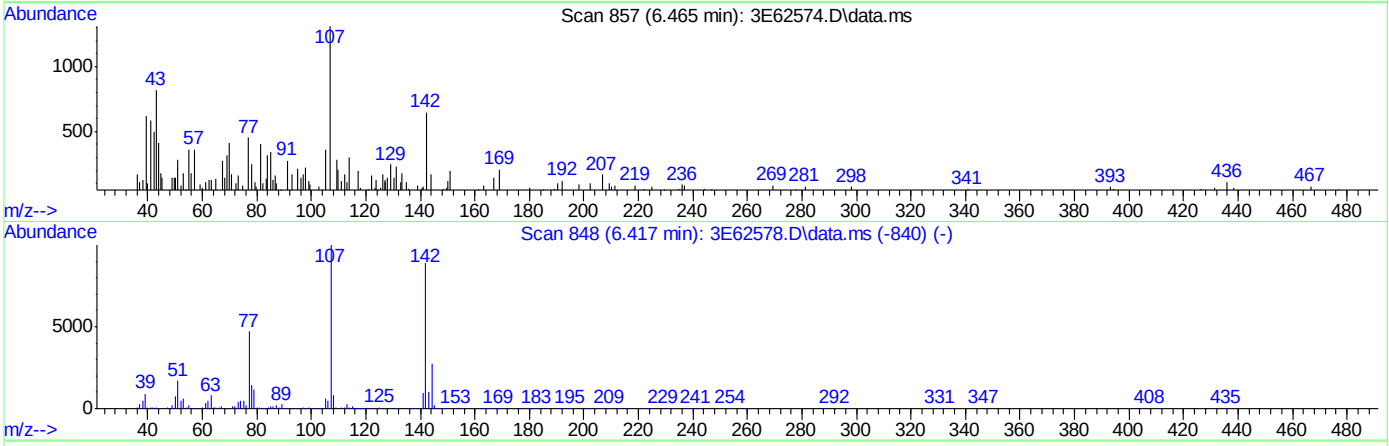

TIC: 3E62574.D\data.ms

(43) 4-Chloro-3-methylphenol (t)

6.465min (+0.048) 0.12ppb

response 1100

Ion	Exp%	Act%
107.00	100	100
144.00	26.50	0.00
142.00	0.00	0.00
0.00	0.00	0.00

Quantitation Report (Qedit)

Data Path : C:\msdchem\1\DATA\E3e2680\
Data File : 3E62574.D
Acq On : 26 Jun 2014 9:01 pm
Operator : andrews1
Sample : ic2680-5
Misc : op75684,e3e2680,
ALS Vial : 4 Sample Multiplier: 1

Quant Time: Jun 27 08:56:29 2014
Quant Method : C:\msdchem\1\METHODS\M3E2680.M
Quant Title : Semi Volatile GC/MS, rtx-5msi 30m x .25mm x .25MoFri Jun 27 08:48:50 2014
QLast Update : Fri Jun 27 08:48:50 2014
Response via : Initial Calibration

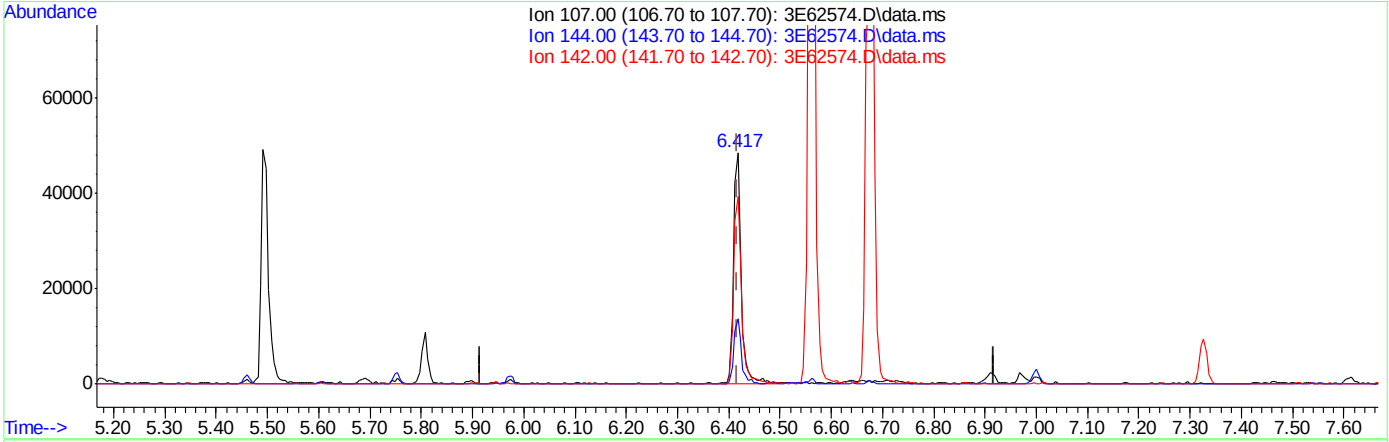

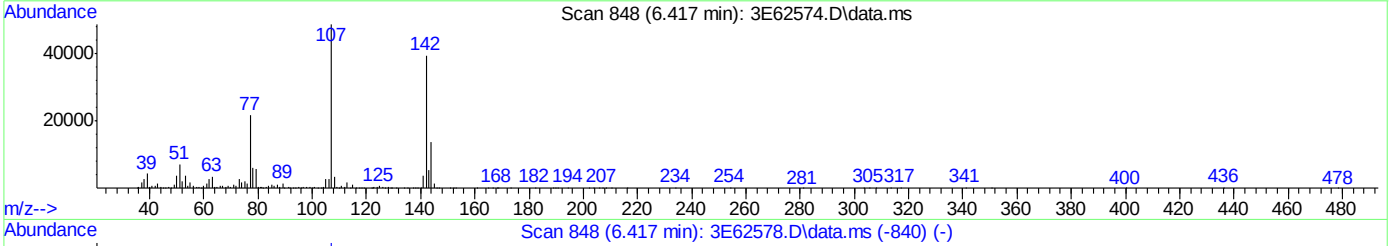

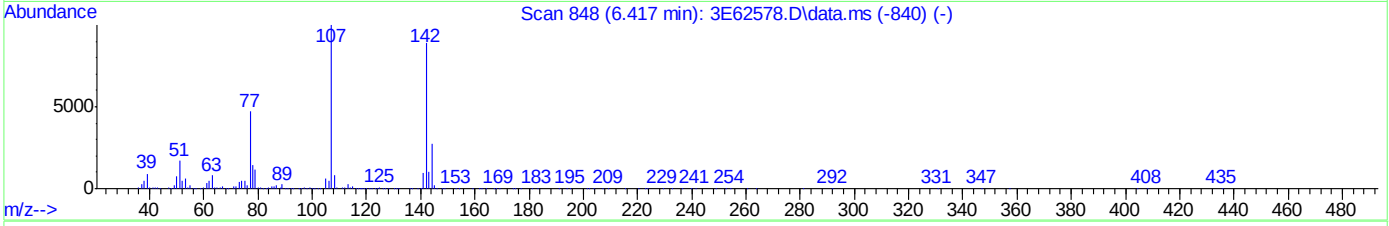

TIC: 3E62574.D\data.ms

(43) 4-Chloro-3-methylphenol (t)

6.417min (-0.000) 5.86ppb m

response 52041

Ion	Exp%	Act%
107.00	100	100
144.00	26.50	28.09
142.00	0.00	80.95#
0.00	0.00	0.00

Manual Integrations APPROVED (compounds with "m" flag)
Nina Pandya
06/27/14 15:27

Quantitation Report (QT Reviewed)

Data Path : C:\msdchem\1\DATA\E3e2680\
Data File : 3E62575.D
Acq On : 26 Jun 2014 9:28 pm
Operator : andrews1
Sample : ic2680-10
Misc : op75684,e3e2680,
ALS Vial : 5 Sample Multiplier: 1

Quant Time: Jun 27 08:58:02 2014
Quant Method : C:\msdchem\1\METHODS\M3E2680.M
Quant Title : Semi Volatile GC/MS, rtx-5msi 30m x .25mm x .25MoFri Jun 27 08:48:50 2014
QLast Update : Fri Jun 27 08:48:50 2014
Response via : Initial Calibration

Internal Standards	R.T.	QIon	Response	Conc	Units	Dev(Min)
1) 1,4-Dichlorobenzene-d4	4.711	152	335058	40.00	ppb	0.00
24) Naphthalene-d8	5.807	136	1270657	40.00	ppb	0.00
47) Acenaphthene-d10	7.883	164	701420	40.00	ppb	0.00
69) Phenanthrene-d10	10.065	188	1101501	40.00	ppb	0.00
83) Chrysene-d12	14.258	240	1002933	40.00	ppb	0.00
92) Perylene-d12	16.382	264	874876	40.00	ppb	0.00
102) 1,4-Dichlorobenzene-d4a	4.711	152	335058	40.00	ppb	0.00
104) Acenaphthene-d10a	7.883	164	701420	40.00	ppb	0.00
106) Phenanthrene-d10a	10.065	188	1101501	40.00	ppb	0.00
110) Chrysene-d12a	14.258	240	1002933	40.00	ppb	0.00
112) Naphthalene-d8a	5.807	136	1270657	40.00	ppb	0.00
System Monitoring Compounds						
5) 2-Fluorophenol	3.753	112	109653	10.67	ppb	0.00
Spiked Amount 50.000			Recovery = 21.34%			
8) Phenol-d5	4.465	99	140344	10.92	ppb	0.00
Spiked Amount 50.000			Recovery = 21.84%			
25) Nitrobenzene-d5	5.160	82	118835	11.19	ppb	0.00
Spiked Amount 50.000			Recovery = 22.38%			
51) 2-Fluorobiphenyl	7.000	172	238075	10.60	ppb	0.00
Spiked Amount 50.000			Recovery = 21.20%			
73) 2,4,6-Tribromophenol	9.022	330	24432	10.34	ppb	0.00
Spiked Amount 50.000			Recovery = 20.68%			
85) Terphenyl-d14	12.611	244	229601	10.47	ppb	0.00
Spiked Amount 50.000			Recovery = 20.94%			
108) o-Terphenyl	0.000	230	0	0.00	ppb	
Spiked Amount 50.000			Recovery = 0.00%			
109) 1-Chlorooctadecane	0.000	57	0	0.00	ppb	
Spiked Amount 50.000			Recovery = 0.00%			
Target Compounds						Qvalue
2) 1,4-Dioxane	2.272	88	40101	10.47	ppb	89
3) Pyridine	2.620	79	103717	11.16	ppb	94
4) N-Nitrosodimethylamine	2.577	74	58445	10.84	ppb	97
6) Indene	4.914	116	228787	11.47	ppb	96
7) Cumene	4.117	105	307441	11.32	ppb	99
9) Phenol	4.476	94	161246	11.46	ppb	88
10) Aniline	4.470	93	168108	10.21	ppb	98
11) bis(2-Chloroethyl)ether	4.513	93	102042	10.88	ppb	99
12) 2-Chlorophenol	4.566	128	135313	11.08	ppb	99
13) Decane	4.583	43	85833	11.04	ppb	95
14) 1,3-Dichlorobenzene	4.673	146	149636	11.07	ppb	99
15) 1,4-Dichlorobenzene	4.727	146	152281	11.13	ppb	98
16) Benzyl alcohol	4.829	108	81287	10.84	ppb	92
17) 1,2-Dichlorobenzene	4.845	146	143844	11.36	ppb	99
18) Acetophenone	5.032	105	172676	10.99	ppb	98
19) 2-Methylphenol	4.925	108	103466	10.06	ppb	99
20) 2,2'-oxybis(1-Chloropr...	4.919	121	43407	10.77	ppb	91
21) 3&4-Methylphenol	5.048	108	112293	10.36	ppb	97
22) n-Nitroso-di-n-propyla...	5.026	70	73805	10.56	ppb	95

Quantitation Report (QT Reviewed)

Data Path : C:\msdchem\1\DATA\E3e2680\
Data File : 3E62575.D
Acq On : 26 Jun 2014 9:28 pm
Operator : andrews1
Sample : ic2680-10
Misc : op75684,e3e2680,
ALS Vial : 5 Sample Multiplier: 1

Quant Time: Jun 27 08:58:02 2014
Quant Method : C:\msdchem\1\METHODS\M3E2680.M
Quant Title : Semi Volatile GC/MS, rtx-5msi 30m x .25mm x .25MoFri Jun 27 08:48:50 2014
QLast Update : Fri Jun 27 08:48:50 2014
Response via : Initial Calibration

Internal Standards	R.T.	QIon	Response	Conc	Units		Dev(Min)
23) Hexachloroethane	5.117	201	45758	11.06	ppb		98
26) Nitrobenzene	5.176	77	121105	11.10	ppb		99
27) Quinoline	6.171	129	254916	10.92	ppb		99
28) Isophorone	5.374	82	205571	11.01	ppb		97
29) 2-Nitrophenol	5.454	139	74422	11.04	ppb		86
30) 2,4-Dimethylphenol	5.492	107	98726	9.06	ppb		98
31) Benzoic acid	5.593	105	87429	9.70	ppb		90
32) bis(2-Chloroethoxy)met...	5.561	93	116027	10.94	ppb		99
33) 2,4-Dichlorophenol	5.684	162	102352	10.94	ppb		96
34) 2,6-Dichlorophenol	5.893	162	99912	10.73	ppb		97
35) 1,3,5-Trichlorobenzene	5.460	180	117155	11.42	ppb		99
36) 1,2,4-Trichlorobenzene	5.754	180	106803	10.99	ppb		97
37) 1,2,3-Trichlorobenzene	5.973	180	105424	10.96	ppb		98
38) Naphthalene	5.823	128	377580	11.19	ppb		99
39) 4-Chloroaniline	5.882	127	156651	10.64	ppb		96
40) 2,3-Dichloroaniline	6.904	161	126889	10.88	ppb		99
41) Caprolactam	6.241	55	38189	11.10	ppb		96
42) Hexachlorobutadiene	5.946	225	54217	11.21	ppb		95
43) 4-Chloro-3-methylphenol	6.417	107	105633m	10.97	ppb		
44) 2-Methylnaphthalene	6.562	141	225116	11.14	ppb		99
45) 1-Methylnaphthalene	6.674	141	232270	11.35	ppb		94
46) Dimethylnaphthalene	7.326	156	224191	10.88	ppb		99
48) Hexachlorocyclopentadiene	6.749	237	46551	13.76	ppb		98
49) 2,4,6-Trichlorophenol	6.915	196	65344	10.96	ppb		98
50) 2,4,5-Trichlorophenol	6.968	196	67778	10.51	ppb		98
52) 2-Chloronaphthalene	7.150	162	229634	11.30	ppb		99
53) Biphenyl	7.123	154	307994	11.19	ppb		99
54) 2-Nitroaniline	7.294	65	63913	11.92	ppb		96
55) Dimethylphthalate	7.530	163	248805	11.09	ppb		99
56) Acenaphthylene	7.685	152	372570	11.05	ppb		100
57) 2,6-Dinitrotoluene	7.615	165	60432	10.64	ppb		97
58) 3-Nitroaniline	7.845	138	69694	10.80	ppb		96
59) Acenaphthene	7.925	153	233425	11.10	ppb		98
60) 2,4-Dinitrophenol	8.016	184	55322	16.91	ppb		94
61) 4-Nitrophenol	8.155	109	30175	10.94	ppb	#	30
62) Dibenzofuran	8.166	168	318943	11.35	ppb		92
63) 2,4-Dinitrotoluene	8.188	165	82588	10.77	ppb		94
64) 2,3,4,6-Tetrachlorophenol	8.369	232	50458	10.63	ppb		97
65) Diethylphthalate	8.524	149	241982	10.89	ppb		99
66) Fluorene	8.658	166	255834	10.99	ppb		99
67) 4-Chlorophenyl-phenyle...	8.669	204	107490	10.74	ppb		96
68) 4-Nitroaniline	8.717	138	68555	10.47	ppb		93
70) 4,6-Dinitro-2-methylph...	8.792	198	39276	9.17	ppb		83
71) n-Nitrosodiphenylamine	8.851	169	175138	10.74	ppb		99
72) 1,2-Diphenylhydrazine	8.904	77	228343	11.01	ppb		98
74) 4-Bromophenyl-phenylether	9.391	248	57088	10.54	ppb		94
75) Hexachlorobenzene	9.493	284	59071	10.87	ppb		96
76) Pentachlorophenol	9.808	266	64831	19.10	ppb		98
77) Phenanthrene	10.097	178	357273	11.04	ppb		99
78) Anthracene	10.177	178	361088	10.76	ppb		99

Quantitation Report (QT Reviewed)

Data Path : C:\msdchem\1\DATA\E3e2680\
Data File : 3E62575.D
Acq On : 26 Jun 2014 9:28 pm
Operator : andrews1
Sample : ic2680-10
Misc : op75684,e3e2680,
ALS Vial : 5 Sample Multiplier: 1

Quant Time: Jun 27 08:58:02 2014
Quant Method : C:\msdchem\1\METHODS\M3E2680.M
Quant Title : Semi Volatile GC/MS, rtx-5msi 30m x .25mm x .25MoFri Jun 27 08:48:50 2014
QLast Update : Fri Jun 27 08:48:50 2014
Response via : Initial Calibration

Internal Standards	R.T.	QIon	Response	Conc	Units	Dev(Min)
79) Carbazole	10.455	167	345724	10.92	ppb	99
80) Di-n-butylphthalate	11.054	149	403555	10.55	ppb	100
81) Fluoranthene	11.964	202	351720	10.81	ppb	98
82) Octadecane	9.990	57	118968	11.08	ppb	98
84) Pyrene	12.311	202	374119	10.96	ppb	98
86) Butylbenzylphthalate	13.435	149	173943	10.22	ppb	99
87) Butyl stearate	13.595	56	79906	7.39	ppb	95
88) Benzo[a]anthracene	14.242	228	322141	10.90	ppb	99
89) 3,3'-Dichlorobenzidine	14.237	252	113306	10.21	ppb	99
90) Chrysene	14.296	228	299640	11.01	ppb	98
91) bis(2-Ethylhexyl)phtha...	14.392	149	253153	10.43	ppb	98
93) Di-n-octylphthalate	15.376	149	432879	10.63	ppb	99
94) Benzo[b]fluoranthene	15.857	252	312195	10.73	ppb	99
95) Benzo[k]fluoranthene	15.895	252	303730	11.17	ppb	98
96) Benzo[a]pyrene	16.301	252	269550	10.68	ppb	98
97) Indeno[1,2,3-cd]pyrene	17.954	276	323407	10.97	ppb	97
98) Dibenz(a,h)acridine	17.585	279	242443	10.97	ppb	99
99) Dibenz[a,h]anthracene	17.981	278	268043	10.85	ppb	97
100) 7,12-Dimethylbenz(a)an...	15.847	256	114825	7.79	ppb	97
101) Benzo[g,h,i]perylene	18.403	276	254993	10.93	ppb	97

(#) = qualifier out of range (m) = manual integration (+) = signals summed

9.9.15
9

Quantitation Report (QT Reviewed)

Data Path : C:\msdchem\1\DATA\E3e2680\
Data File : 3E62575.D
Acq On : 26 Jun 2014 9:28 pm
Operator : andrews1
Sample : ic2680-10
Misc : op75684,e3e2680,
ALS Vial : 5 Sample Multiplier: 1

Quant Time: Jun 27 08:58:02 2014
Quant Method : C:\msdchem\1\METHODS\M3E2680.M
Quant Title : Semi Volatile GC/MS, rtx-5msi 30m x .25mm x .25MoFri Jun 27 08:48:50 2014
QLast Update : Fri Jun 27 08:48:50 2014
Response via : Initial Calibration

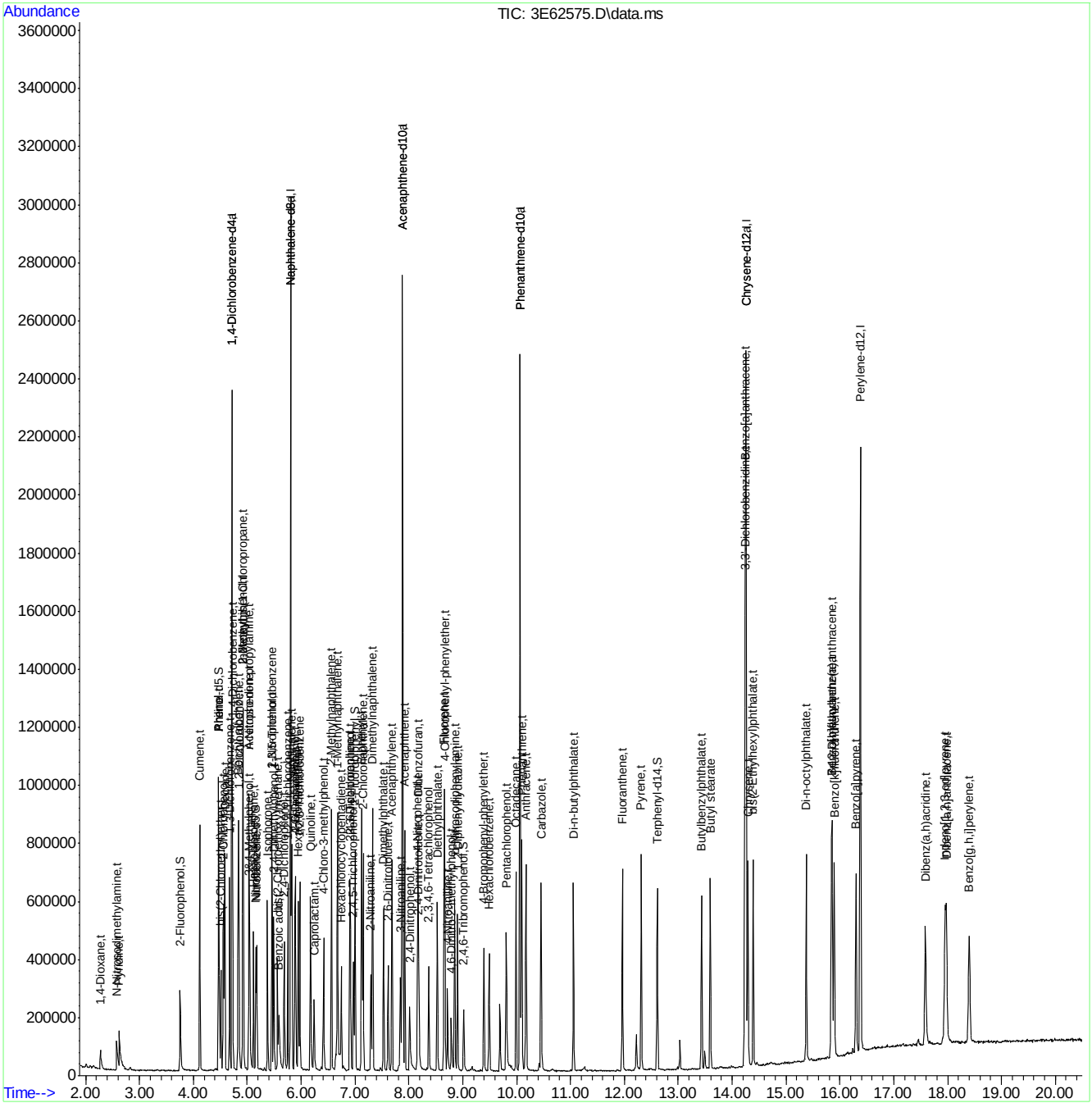

Manual Integration Approval Summary

Sample Number:	E3E2680-IC2680	**Method:**	SW846 8270D
Lab FileID:	3E62575.D	**Analyst approved:**	06/27/14 10:11 Nina Pandya
Injection Time:	06/26/14 21:28	**Supervisor approved:**	06/27/14 15:27 Nina Pandya

Parameter	CAS	Sig#	R.T. (min.)	Reason
4-Chloro-3-methyl phenol	59-50-7		6.42	Poor instrument integration

Quantitation Report (Qedit)

Data Path : C:\msdchem\1\DATA\E3e2680\
Data File : 3E62575.D
Acq On : 26 Jun 2014 9:28 pm
Operator : andrews1
Sample : ic2680-10
Misc : op75684,e3e2680,
ALS Vial : 5 Sample Multiplier: 1

Quant Time: Jun 27 08:56:45 2014
Quant Method : C:\msdchem\1\METHODS\M3E2680.M
Quant Title : Semi Volatile GC/MS, rtx-5msi 30m x .25mm x .25MoFri Jun 27 08:48:50 2014
QLast Update : Fri Jun 27 08:48:50 2014
Response via : Initial Calibration

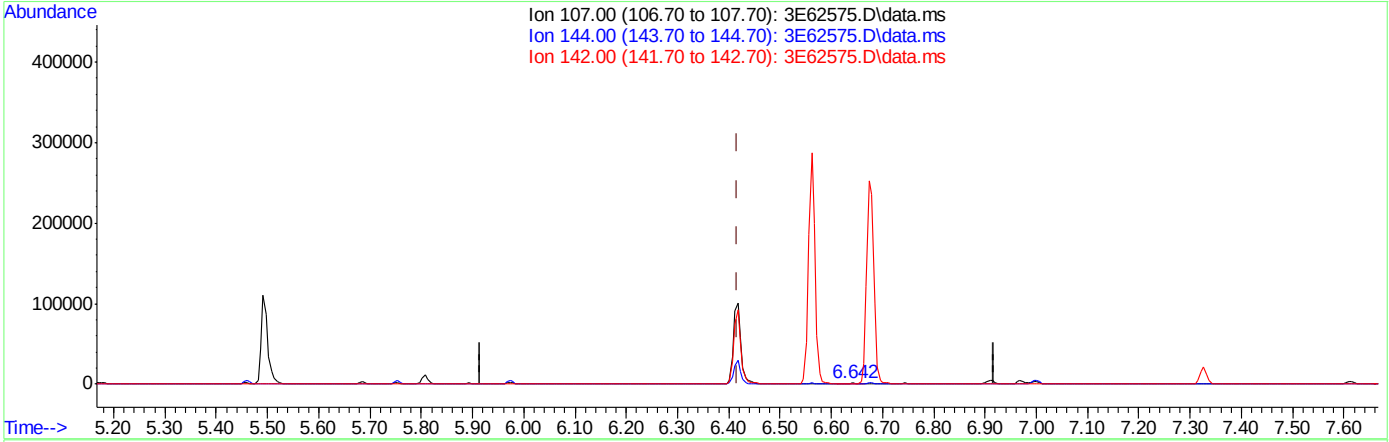

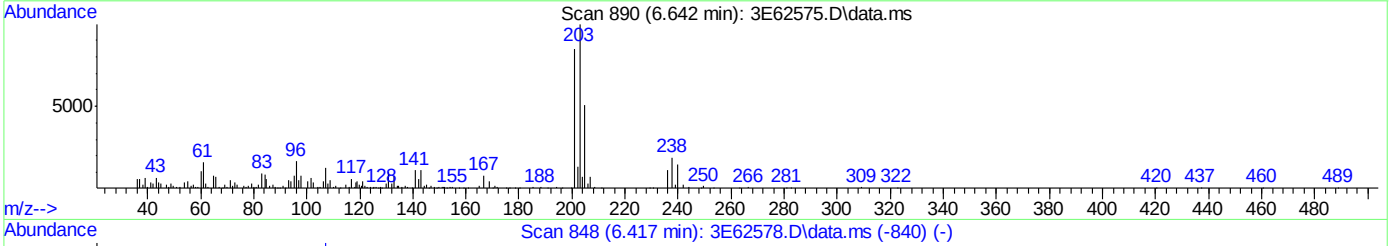

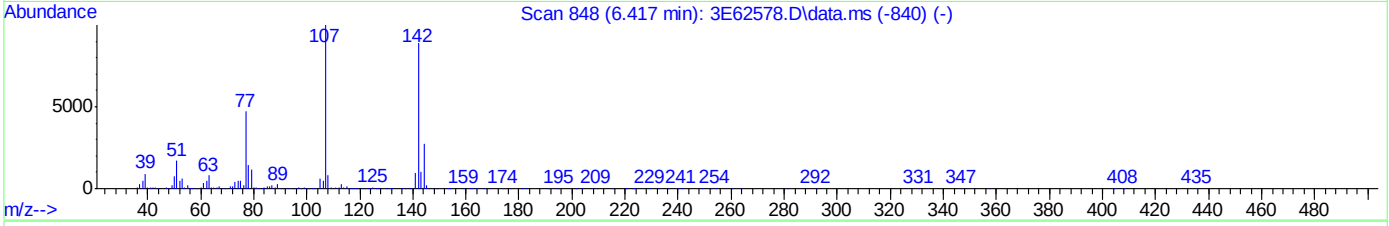

TIC: 3E62575.D\data.ms

(43) 4-Chloro-3-methylphenol (t)

6.642min (+0.225) 0.18ppb

response 1766

Ion	Exp%	Act%
107.00	100	100
144.00	26.50	0.00
142.00	0.00	0.00
0.00	0.00	0.00

ACCUTEST LABORATORIES JB70128

Quantitation Report (Qedit)

Data Path : C:\msdchem\1\DATA\E3e2680\
Data File : 3E62575.D
Acq On : 26 Jun 2014 9:28 pm
Operator : andrews1
Sample : ic2680-10
Misc : op75684,e3e2680,
ALS Vial : 5 Sample Multiplier: 1

Quant Time: Jun 27 08:58:02 2014
Quant Method : C:\msdchem\1\METHODS\M3E2680.M
Quant Title : Semi Volatile GC/MS, rtx-5msi 30m x .25mm x .25MoFri Jun 27 08:48:50 2014
QLast Update : Fri Jun 27 08:48:50 2014
Response via : Initial Calibration

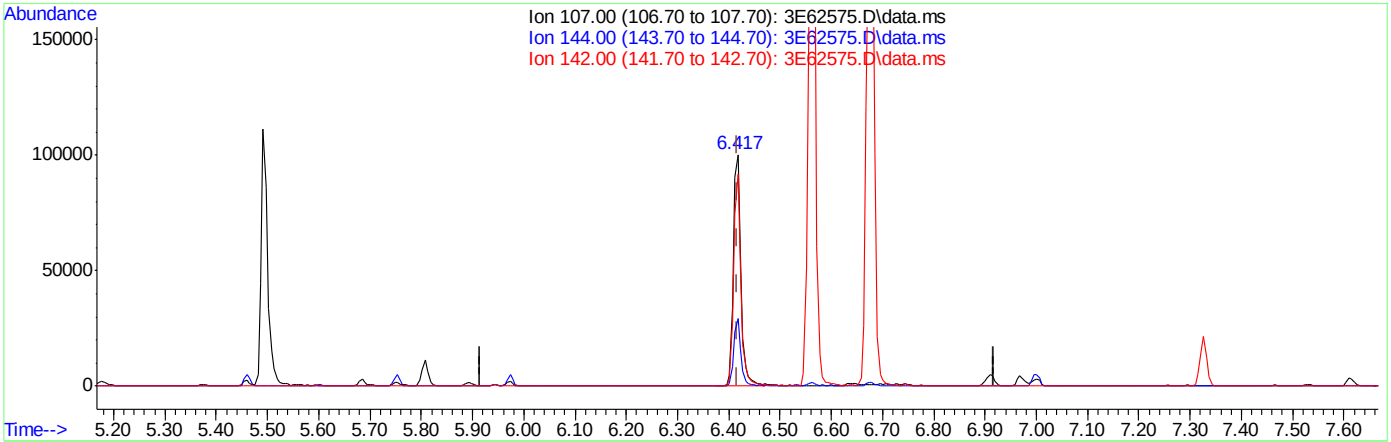

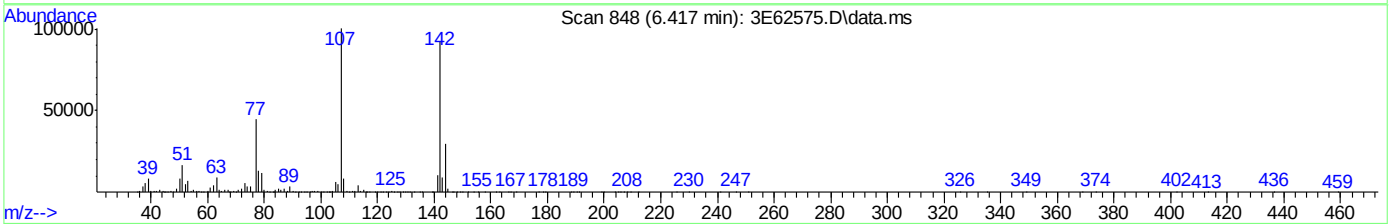

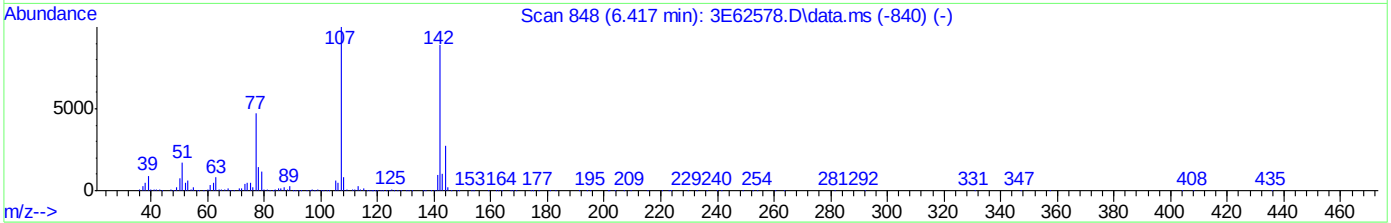

TIC: 3E62575.D\data.ms

(43) 4-Chloro-3-methylphenol (t)

6.417min (-0.000) 10.97ppb m

response 105633

Ion	Exp%	Act%
107.00	100	100
144.00	26.50	29.18
142.00	0.00	91.53#
0.00	0.00	0.00

Manual Integrations APPROVED (compounds with "m" flag)
Nina Pandya
06/27/14 15:27

Quantitation Report (QT Reviewed)

Data Path : C:\msdchem\1\DATA\E3e2680\
Data File : 3E62576.D
Acq On : 26 Jun 2014 9:55 pm
Operator : andrews1
Sample : ic2680-80
Misc : op75684,e3e2680,
ALS Vial : 6 Sample Multiplier: 1

Quant Time: Jun 27 09:01:05 2014
Quant Method : C:\msdchem\1\METHODS\M3E2680.M
Quant Title : Semi Volatile GC/MS, rtx-5msi 30m x .25mm x .25MoFri Jun 27 08:48:50 2014
QLast Update : Fri Jun 27 08:48:50 2014
Response via : Initial Calibration

Internal Standards	R.T.	QIon	Response	Conc	Units	Dev(Min)
1) 1,4-Dichlorobenzene-d4	4.716	152	308794	40.00	ppb	0.00
24) Naphthalene-d8	5.807	136	1181446	40.00	ppb	0.00
47) Acenaphthene-d10	7.882	164	671549	40.00	ppb	0.00
69) Phenanthrene-d10	10.065	188	1068779	40.00	ppb	0.00
83) Chrysene-d12	14.269	240	1001657	40.00	ppb	0.01
92) Perylene-d12	16.387	264	807782	40.00	ppb	0.00
102) 1,4-Dichlorobenzene-d4a	4.716	152	308794	40.00	ppb	0.00
104) Acenaphthene-d10a	7.882	164	671549	40.00	ppb	0.00
106) Phenanthrene-d10a	10.065	188	1068779	40.00	ppb	0.00
110) Chrysene-d12a	14.269	240	1001657	40.00	ppb	0.01
112) Naphthalene-d8a	5.807	136	1181446	40.00	ppb	0.00
System Monitoring Compounds						
5) 2-Fluorophenol	3.748	112	803139	84.81	ppb	0.00
Spiked Amount 50.000			Recovery = 169.62%			
8) Phenol-d5	4.465	99	1006036	84.96	ppb	0.00
Spiked Amount 50.000			Recovery = 169.92%			
25) Nitrobenzene-d5	5.165	82	833435	84.42	ppb	0.00
Spiked Amount 50.000			Recovery = 168.84%			
51) 2-Fluorobiphenyl	7.005	172	1757535	81.71	ppb	0.00
Spiked Amount 50.000			Recovery = 163.42%			
73) 2,4,6-Tribromophenol	9.027	330	195798	85.44	ppb	0.00
Spiked Amount 50.000			Recovery = 170.88%			
85) Terphenyl-d14	12.621	244	1757758	80.24	ppb	0.00
Spiked Amount 50.000			Recovery = 160.48%			
108) o-Terphenyl	0.000	230	0	0.00	ppb	
Spiked Amount 50.000			Recovery = 0.00%			
109) 1-Chlorooctadecane	0.000	57	0	0.00	ppb	
Spiked Amount 50.000			Recovery = 0.00%			
Target Compounds						Qvalue
2) 1,4-Dioxane	2.266	88	292763	82.97	ppb	99
3) Pyridine	2.598	79	723356	84.47	ppb	99
4) N-Nitrosodimethylamine	2.566	74	416847	83.87	ppb	98
6) Indene	4.914	116	1550756	84.35	ppb	96
7) Cumene	4.117	105	2046596	81.80	ppb	97
9) Phenol	4.475	94	1086385	83.75	ppb	82
10) Aniline	4.470	93	1024993	67.57	ppb	96
11) bis(2-Chloroethyl)ether	4.513	93	719048	83.22	ppb	98
12) 2-Chlorophenol	4.566	128	931076	82.72	ppb	95
13) Decane	4.588	43	619789	86.50	ppb	96
14) 1,3-Dichlorobenzene	4.673	146	1041507	83.61	ppb	99
15) 1,4-Dichlorobenzene	4.727	146	1050982	83.37	ppb	97
16) Benzyl alcohol	4.834	108	594539	86.00	ppb	97
17) 1,2-Dichlorobenzene	4.850	146	996001	85.35	ppb	98
18) Acetophenone	5.037	105	1244285	85.95	ppb	98
19) 2-Methylphenol	4.930	108	774679	81.70	ppb	100
20) 2,2'-oxybis(1-Chloropr...	4.925	121	321935	86.69	ppb	91
21) 3&4-Methylphenol	5.048	108	846316	84.75	ppb	98
22) n-Nitroso-di-n-propyla...	5.037	70	542574	84.22	ppb	97

Quantitation Report (QT Reviewed)

Data Path : C:\msdchem\1\DATA\E3e2680\
Data File : 3E62576.D
Acq On : 26 Jun 2014 9:55 pm
Operator : andrews1
Sample : ic2680-80
Misc : op75684,e3e2680,
ALS Vial : 6 Sample Multiplier: 1

Quant Time: Jun 27 09:01:05 2014
Quant Method : C:\msdchem\1\METHODS\M3E2680.M
Quant Title : Semi Volatile GC/MS, rtx-5msi 30m x .25mm x .25MoFri Jun 27 08:48:50 2014
QLast Update : Fri Jun 27 08:48:50 2014
Response via : Initial Calibration

Internal Standards	R.T.	QIon	Response	Conc	Units		Dev(Min)
23) Hexachloroethane	5.117	201	325986	85.47	ppb		98
26) Nitrobenzene	5.181	77	871417	85.89	ppb		97
27) Quinoline	6.192	129	1882660	86.70	ppb		99
28) Isophorone	5.385	82	1444646	83.24	ppb		99
29) 2-Nitrophenol	5.460	139	556126	88.73	ppb		88
30) 2,4-Dimethylphenol	5.497	107	830318	81.96	ppb		98
31) Benzoic acid	5.652	105	728602m	86.93	ppb		
32) bis(2-Chloroethoxy)met...	5.567	93	836309	84.78	ppb		98
33) 2,4-Dichlorophenol	5.690	162	746567	85.82	ppb		98
34) 2,6-Dichlorophenol	5.898	162	752614	86.92	ppb		97
35) 1,3,5-Trichlorobenzene	5.465	180	827339	86.74	ppb		97
36) 1,2,4-Trichlorobenzene	5.754	180	779410	86.24	ppb		100
37) 1,2,3-Trichlorobenzene	5.978	180	781232	87.34	ppb		98
38) Naphthalene	5.829	128	2570511	81.94	ppb		97
39) 4-Chloroaniline	5.893	127	1078630	78.80	ppb		98
40) 2,3-Dichloroaniline	6.904	161	932754	86.02	ppb		97
41) Caprolactam	6.289	55	279494	87.40	ppb		99
42) Hexachlorobutadiene	5.952	225	406072	90.33	ppb		99
43) 4-Chloro-3-methylphenol	6.428	107	784985m	87.65	ppb		
44) 2-Methylnaphthalene	6.567	141	1607085	85.57	ppb		100
45) 1-Methylnaphthalene	6.679	141	1611967	84.70	ppb		99
46) Dimethylnaphthalene	7.332	156	1649324	86.07	ppb		98
48) Hexachlorocyclopentadiene	6.749	237	621030	191.72	ppb		100
49) 2,4,6-Trichlorophenol	6.920	196	497021	87.09	ppb		96
50) 2,4,5-Trichlorophenol	6.979	196	531555	86.12	ppb		99
52) 2-Chloronaphthalene	7.155	162	1661212	85.39	ppb		98
53) Biphenyl	7.134	154	2226568	84.51	ppb		99
54) 2-Nitroaniline	7.305	65	470159	91.61	ppb		96
55) Dimethylphthalate	7.540	163	1792949	83.51	ppb		99
56) Acenaphthylene	7.695	152	2662597	82.49	ppb		97
57) 2,6-Dinitrotoluene	7.626	165	474971	87.37	ppb		96
58) 3-Nitroaniline	7.856	138	544215	88.06	ppb		97
59) Acenaphthene	7.931	153	1707481	84.78	ppb		100
60) 2,4-Dinitrophenol	8.027	184	591655	188.84	ppb		95
61) 4-Nitrophenol	8.161	109	227094	86.00	ppb	#	59
62) Dibenzofuran	8.177	168	2294275	85.27	ppb		98
63) 2,4-Dinitrotoluene	8.198	165	638923	87.06	ppb		94
64) 2,3,4,6-Tetrachlorophenol	8.375	232	401631	88.37	ppb		98
65) Diethylphthalate	8.540	149	1778530	83.62	ppb		99
66) Fluorene	8.663	166	1921143	86.19	ppb		98
67) 4-Chlorophenyl-phenyle...	8.674	204	832412	86.88	ppb		99
68) 4-Nitroaniline	8.744	138	540770	86.24	ppb		97
70) 4,6-Dinitro-2-methylph...	8.802	198	373918	89.96	ppb		97
71) n-Nitrosodiphenylamine	8.861	169	1303450	82.41	ppb		100
72) 1,2-Diphenylhydrazine	8.909	77	1684049	83.68	ppb		98
74) 4-Bromophenyl-phenylether	9.402	248	443813	84.47	ppb		98
75) Hexachlorobenzene	9.498	284	460274	87.25	ppb		96
76) Pentachlorophenol	9.819	266	583318	177.16	ppb		99
77) Phenanthrene	10.108	178	2580159	82.19	ppb		98
78) Anthracene	10.188	178	2626924	80.71	ppb		98

Quantitation Report (QT Reviewed)

Data Path : C:\msdchem\1\DATA\E3e2680\
Data File : 3E62576.D
Acq On : 26 Jun 2014 9:55 pm
Operator : andrews1
Sample : ic2680-80
Misc : op75684,e3e2680,
ALS Vial : 6 Sample Multiplier: 1

Quant Time: Jun 27 09:01:05 2014
Quant Method : C:\msdchem\1\METHODS\M3E2680.M
Quant Title : Semi Volatile GC/MS, rtx-5msi 30m x .25mm x .25MoFri Jun 27 08:48:50 2014
QLast Update : Fri Jun 27 08:48:50 2014
Response via : Initial Calibration

Internal Standards	R.T.	QIon	Response	Conc Units	Dev(Min)
79) Carbazole	10.466	167	2533361	82.44 ppb	98
80) Di-n-butylphthalate	11.065	149	2947296	79.39 ppb	99
81) Fluoranthene	11.974	202	2637262	83.51 ppb	98
82) Octadecane	9.995	57	888519	85.30 ppb	97
84) Pyrene	12.322	202	2752721	80.74 ppb	99
86) Butylbenzylphthalate	13.445	149	1374270	80.87 ppb	98
87) Butyl stearate	13.600	56	610700	56.54 ppb	94
88) Benzo[a]anthracene	14.253	228	2409935	81.63 ppb	98
89) 3,3'-Dichlorobenzidine	14.247	252	920905	83.11 ppb	99
90) Chrysene	14.312	228	2201537	81.02 ppb	98
91) bis(2-Ethylhexyl)phtha...	14.397	149	1926423	79.44 ppb	98
93) Di-n-octylphthalate	15.387	149	3235907	86.07 ppb	98
94) Benzo[b]fluoranthene	15.884	252	2372015	88.28 ppb	99
95) Benzo[k]fluoranthene	15.916	252	2222036	88.54 ppb	97
96) Benzo[a]pyrene	16.317	252	2020557	86.69 ppb	99
97) Indeno[1,2,3-cd]pyrene	17.981	276	2411481	88.57 ppb	99
98) Dibenz(a,h)acridine	17.606	279	1824724	89.41 ppb	98
99) Dibenz[a,h]anthracene	18.007	278	2021555	88.65 ppb	99
100) 7,12-Dimethylbenz(a)an...	15.868	256	1176967	86.48 ppb	98
101) Benzo[g,h,i]perylene	18.435	276	1894765	87.99 ppb	100

(#) = qualifier out of range (m) = manual integration (+) = signals summed

9.6.16

6

Quantitation Report (QT Reviewed)

Data Path : C:\msdchem\1\DATA\E3e2680\
Data File : 3E62576.D
Acq On : 26 Jun 2014 9:55 pm
Operator : andrews1
Sample : ic2680-80
Misc : op75684,e3e2680,
ALS Vial : 6 Sample Multiplier: 1

Quant Time: Jun 27 09:01:05 2014
Quant Method : C:\msdchem\1\METHODS\M3E2680.M
Quant Title : Semi Volatile GC/MS, rtx-5msi 30m x .25mm x .25MoFri Jun 27 08:48:50 2014
QLast Update : Fri Jun 27 08:48:50 2014
Response via : Initial Calibration

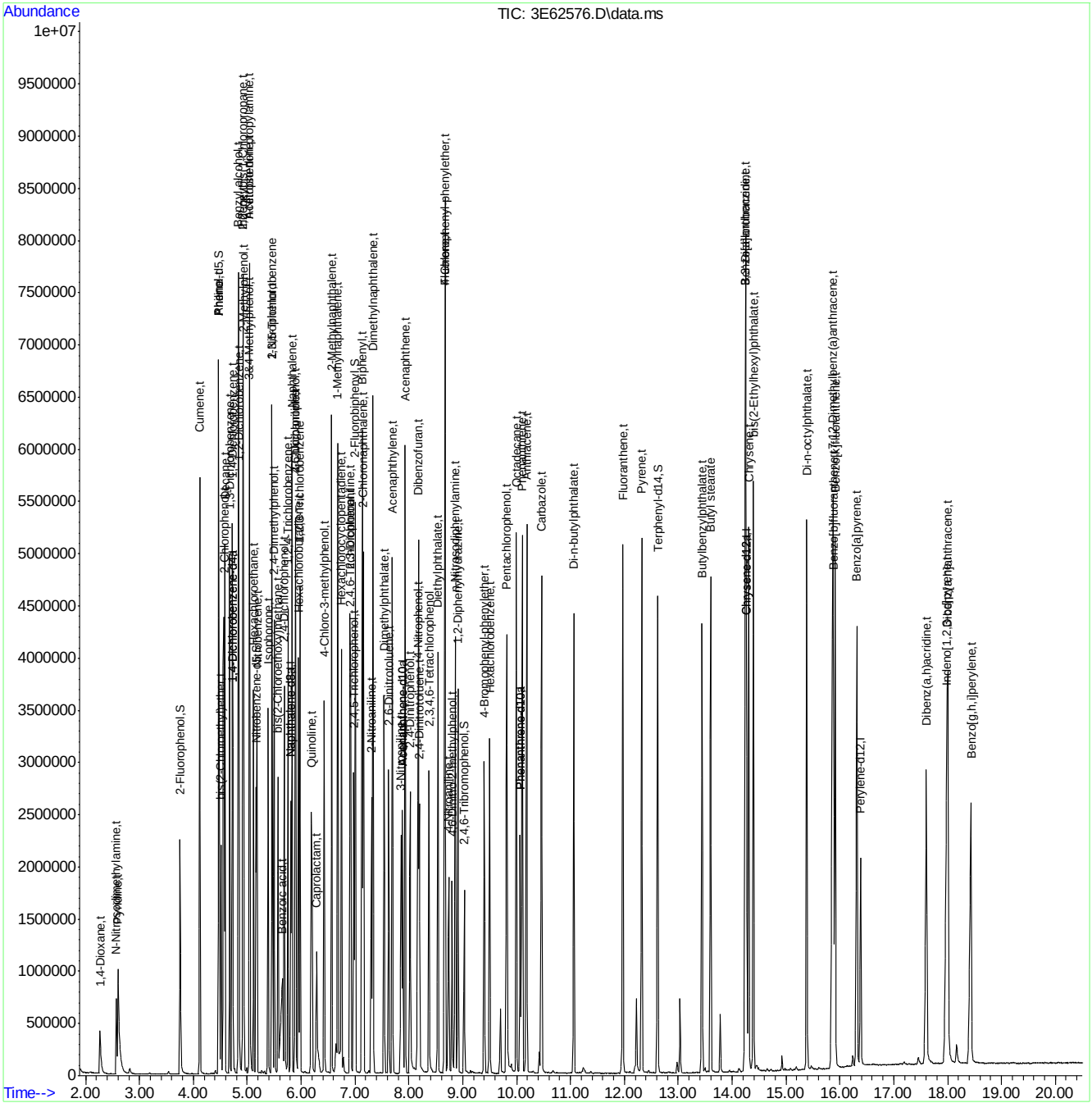

ACCUTEST LABORATORIES JB70128

Manual Integration Approval Summary

Sample Number:	E3E2680-IC2680	**Method:**	SW846 8270D
Lab FileID:	3E62576.D	**Analyst approved:**	06/27/14 10:11 Nina Pandya
Injection Time:	06/26/14 21:55	**Supervisor approved:**	06/27/14 15:27 Nina Pandya

Parameter	CAS	Sig#	R.T. (min.)	Reason
Benzoic acid	65-85-0		5.65	Poor instrument integration
4-Chloro-3-methyl phenol	59-50-7		6.43	Poor instrument integration

Quantitation Report (Qedit)

Data Path : C:\msdchem\1\DATA\E3e2680\
Data File : 3E62576.D
Acq On : 26 Jun 2014 9:55 pm
Operator : andrews1
Sample : ic2680-80
Misc : op75684,e3e2680,
ALS Vial : 6 Sample Multiplier: 1

Quant Time: Jun 27 08:58:14 2014
Quant Method : C:\msdchem\1\METHODS\M3E2680.M
Quant Title : Semi Volatile GC/MS, rtx-5msi 30m x .25mm x .25MoFri Jun 27 08:48:50 2014
QLast Update : Fri Jun 27 08:48:50 2014
Response via : Initial Calibration

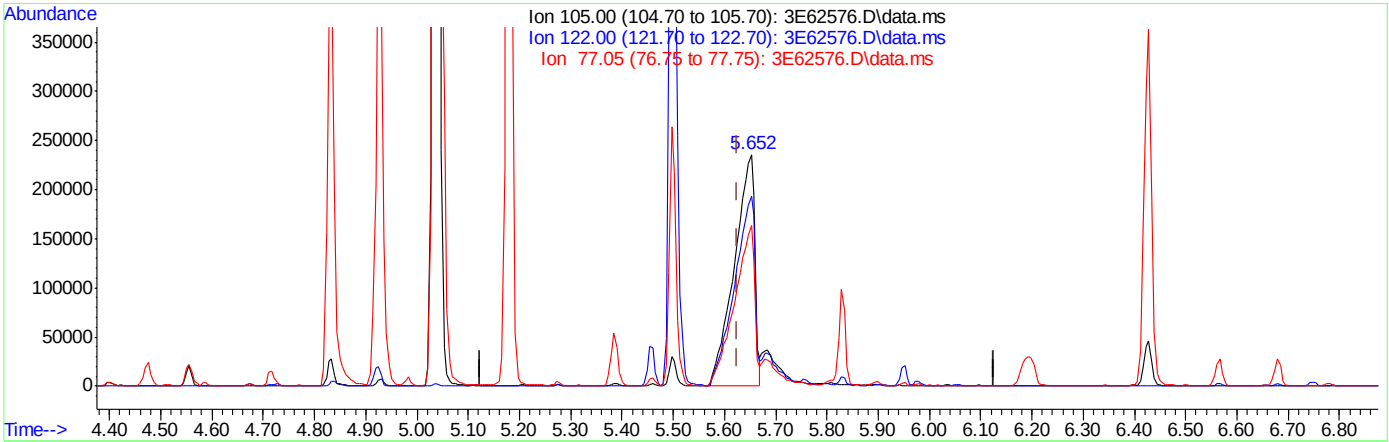

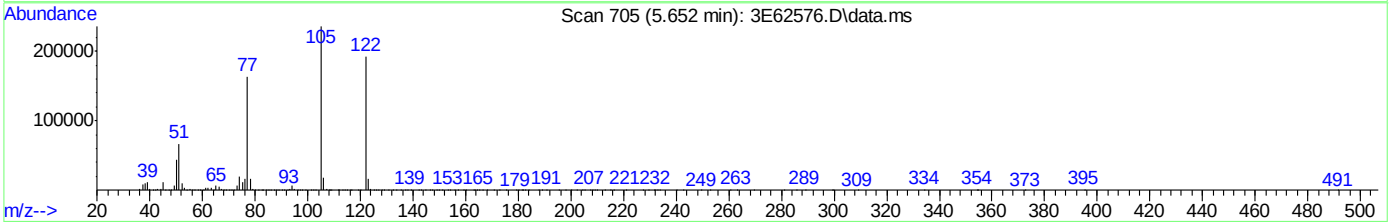

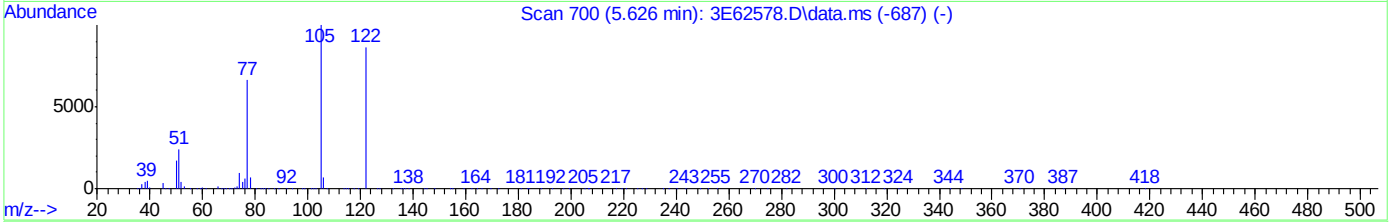

TIC: 3E62576.D\data.ms

(31) Benzoic acid (t)

5.652min (+0.027) 77.10ppb

response 646219

Ion	Exp%	Act%
105.00	100	100
122.00	86.70	81.45
77.05	66.20	69.32
0.00	0.00	0.00

Quantitation Report (Qedit)

Data Path : C:\msdchem\1\DATA\E3e2680\
Data File : 3E62576.D
Acq On : 26 Jun 2014 9:55 pm
Operator : andrews1
Sample : ic2680-80
Misc : op75684,e3e2680,
ALS Vial : 6 Sample Multiplier: 1

Quant Time: Jun 27 08:58:14 2014
Quant Method : C:\msdchem\1\METHODS\M3E2680.M
Quant Title : Semi Volatile GC/MS, rtx-5msi 30m x .25mm x .25MoFri Jun 27 08:48:50 2014
QLast Update : Fri Jun 27 08:48:50 2014
Response via : Initial Calibration

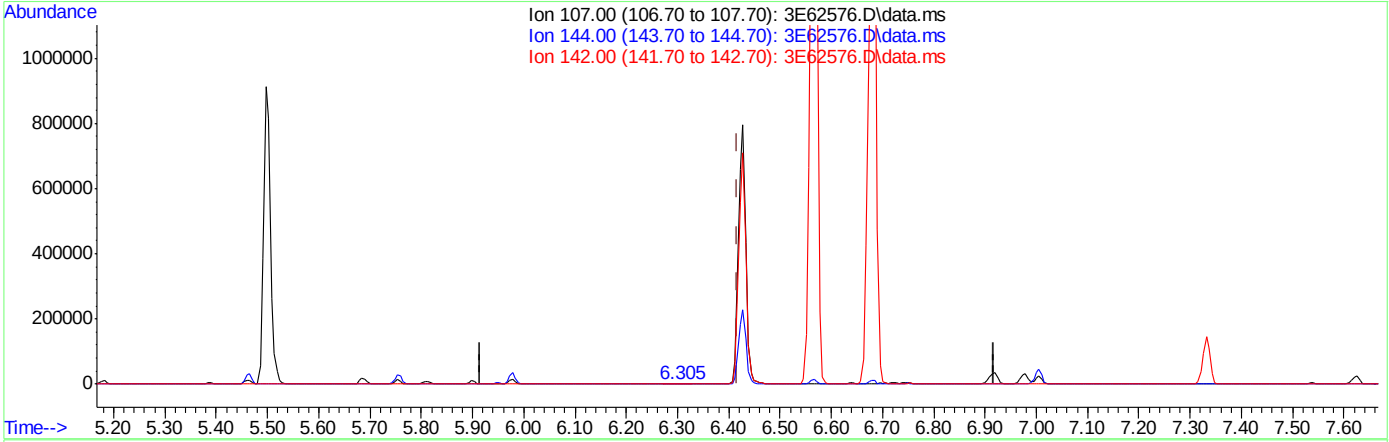

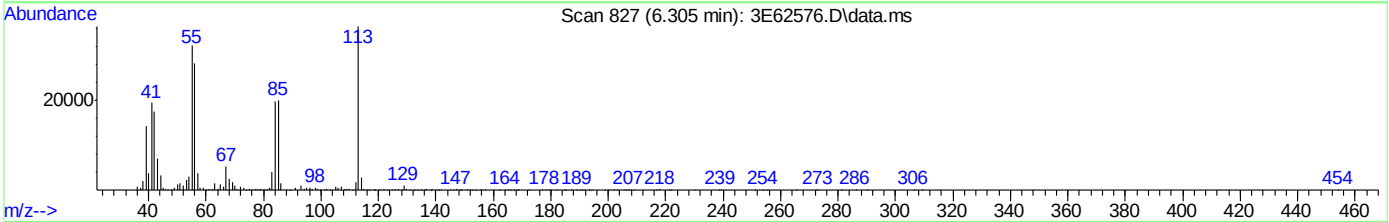

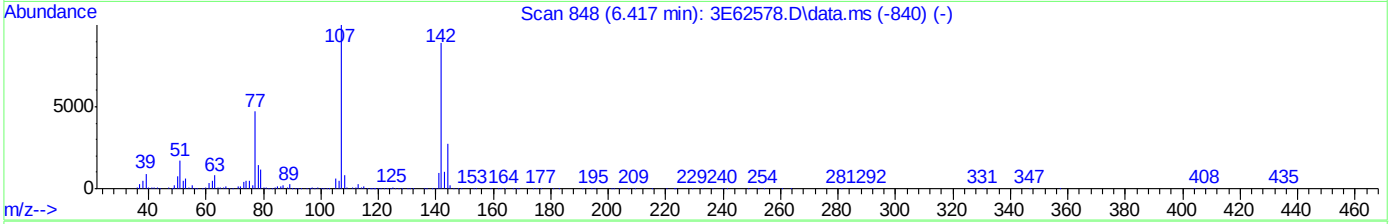

TIC: 3E62576.D\data.ms

(43) 4-Chloro-3-methylphenol (t)

6.305min (-0.112) 0.12ppb

response 1051

Ion	Exp%	Act%
107.00	100	100
144.00	26.50	0.00
142.00	0.00	8.31
0.00	0.00	0.00

Quantitation Report (Qedit)

Data Path : C:\msdchem\1\DATA\E3e2680\
Data File : 3E62576.D
Acq On : 26 Jun 2014 9:55 pm
Operator : andrews1
Sample : ic2680-80
Misc : op75684,e3e2680,
ALS Vial : 6 Sample Multiplier: 1

Quant Time: Jun 27 09:01:05 2014
Quant Method : C:\msdchem\1\METHODS\M3E2680.M
Quant Title : Semi Volatile GC/MS, rtx-5msi 30m x .25mm x .25MoFri Jun 27 08:48:50 2014
QLast Update : Fri Jun 27 08:48:50 2014
Response via : Initial Calibration

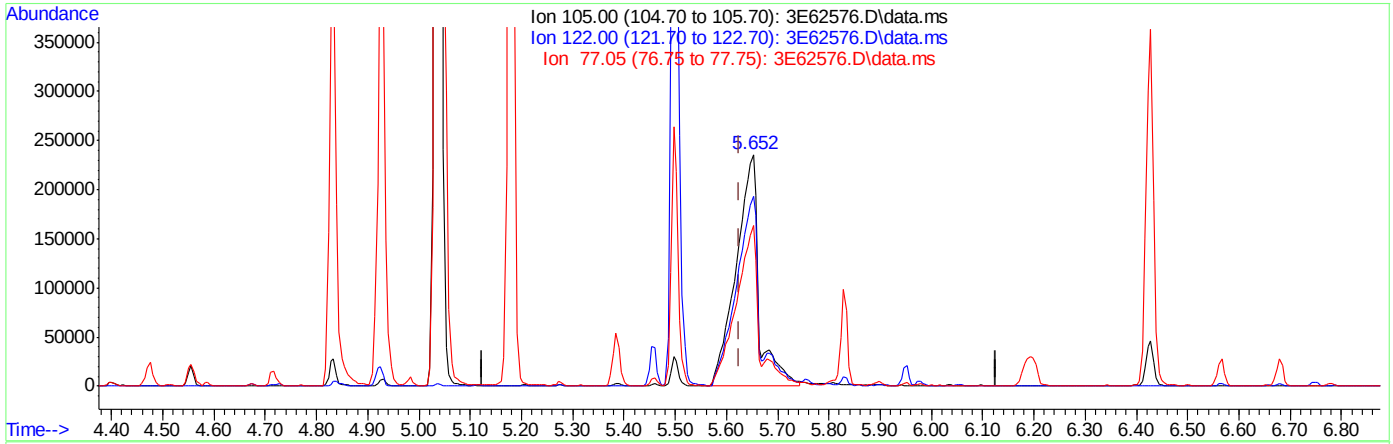

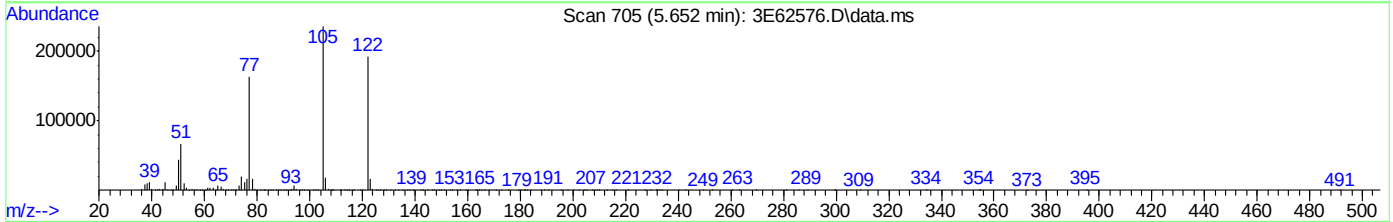

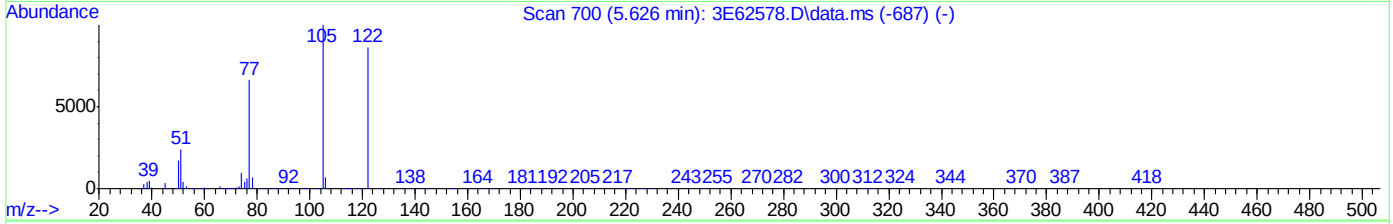

TIC: 3E62576.D\data.ms

(31) Benzoic acid (t)

5.652min (+0.027) 86.93ppb m

response 728602

Ion	Exp%	Act%
105.00	100	100
122.00	86.70	81.85
77.05	66.20	69.44
0.00	0.00	0.00

Quantitation Report (Qedit)

Data Path : C:\msdchem\1\DATA\E3e2680\
Data File : 3E62576.D
Acq On : 26 Jun 2014 9:55 pm
Operator : andrews1
Sample : ic2680-80
Misc : op75684,e3e2680,
ALS Vial : 6 Sample Multiplier: 1

Quant Time: Jun 27 09:01:05 2014
Quant Method : C:\msdchem\1\METHODS\M3E2680.M
Quant Title : Semi Volatile GC/MS, rtx-5msi 30m x .25mm x .25MoFri Jun 27 08:48:50 2014
QLast Update : Fri Jun 27 08:48:50 2014
Response via : Initial Calibration

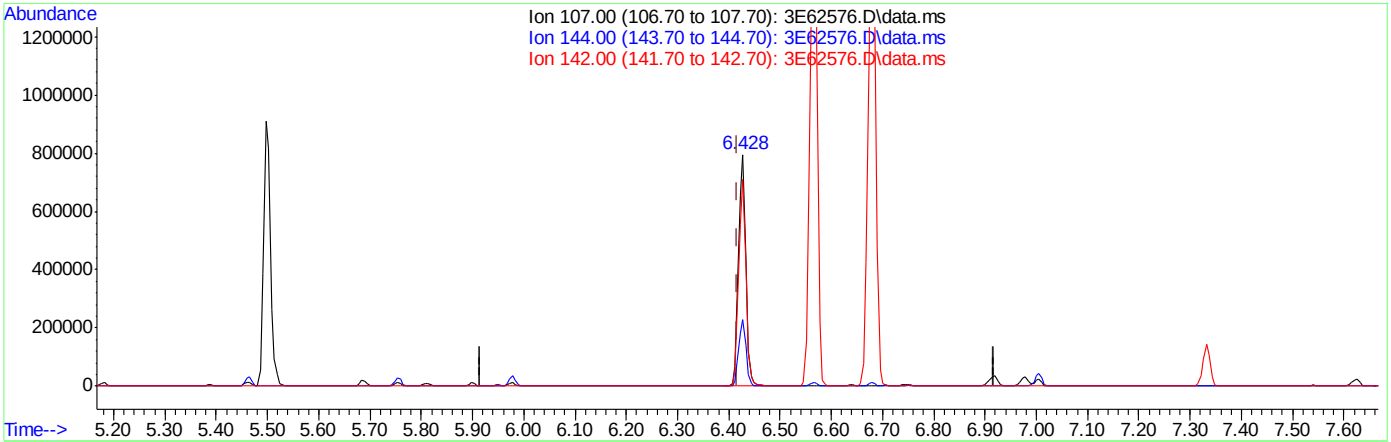

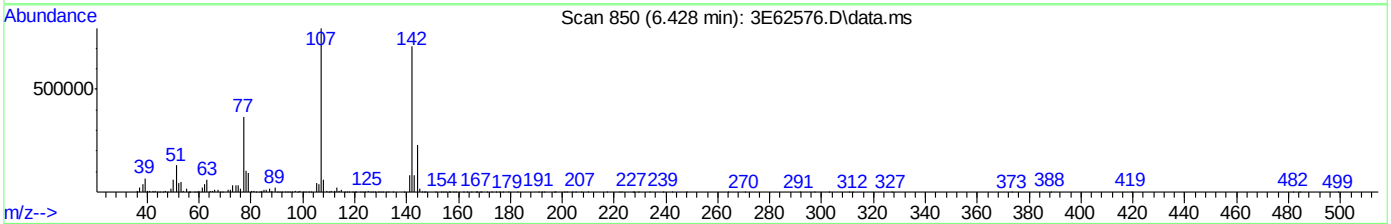

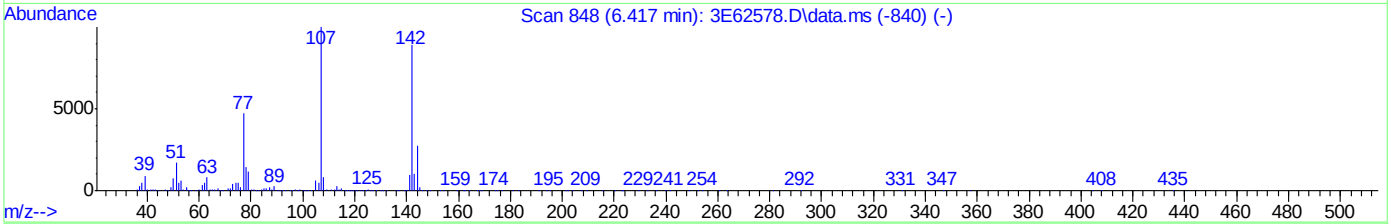

TIC: 3E62576.D\data.ms

(43) 4-Chloro-3-methylphenol (t)

6.428min (+0.011) 87.65ppb m

response 784985

Ion	Exp%	Act%
107.00	100	100
144.00	26.50	28.85
142.00	0.00	89.37#
0.00	0.00	0.00

Manual Integrations APPROVED (compounds with "m" flag)
Nina Pandya 06/27/14 15:27

Quantitation Report (QT Reviewed)

Data Path : C:\msdchem\1\DATA\E3e2680\
Data File : 3E62577.D
Acq On : 26 Jun 2014 10:22 pm
Operator : andrews1
Sample : ic2680-100
Misc : op75684,e3e2680,
ALS Vial : 7 Sample Multiplier: 1

Quant Time: Jun 27 09:02:25 2014
Quant Method : C:\msdchem\1\METHODS\M3E2680.M
Quant Title : Semi Volatile GC/MS, rtx-5msi 30m x .25mm x .25MoFri Jun 27 08:48:50 2014
QLast Update : Fri Jun 27 08:48:50 2014
Response via : Initial Calibration

Internal Standards	R.T.	QIon	Response	Conc	Units	Dev(Min)
1) 1,4-Dichlorobenzene-d4	4.716	152	328756	40.00	ppb	0.00
24) Naphthalene-d8	5.807	136	1262557	40.00	ppb	0.00
47) Acenaphthene-d10	7.883	164	715919	40.00	ppb	0.00
69) Phenanthrene-d10	10.070	188	1112437	40.00	ppb	0.00
83) Chrysene-d12	14.269	240	1077355	40.00	ppb	0.01
92) Perylene-d12	16.392	264	835466	40.00	ppb	0.01
102) 1,4-Dichlorobenzene-d4a	4.716	152	328756	40.00	ppb	0.00
104) Acenaphthene-d10a	7.883	164	715919	40.00	ppb	0.00
106) Phenanthrene-d10a	10.070	188	1112437	40.00	ppb	0.00
110) Chrysene-d12a	14.269	240	1077355	40.00	ppb	0.01
112) Naphthalene-d8a	5.807	136	1262557	40.00	ppb	0.00
System Monitoring Compounds						
5) 2-Fluorophenol	3.748	112	1049503	104.09	ppb	0.00
Spiked Amount 50.000			Recovery =	208.18%		
8) Phenol-d5	4.470	99	1322572	104.91	ppb	0.00
Spiked Amount 50.000			Recovery =	209.82%		
25) Nitrobenzene-d5	5.166	82	1077777	102.15	ppb	0.00
Spiked Amount 50.000			Recovery =	204.30%		
51) 2-Fluorobiphenyl	7.005	172	2251135	98.17	ppb	0.00
Spiked Amount 50.000			Recovery =	196.34%		
73) 2,4,6-Tribromophenol	9.027	330	252556	105.88	ppb	0.00
Spiked Amount 50.000			Recovery =	211.76%		
85) Terphenyl-d14	12.622	244	2261447	95.98	ppb	0.00
Spiked Amount 50.000			Recovery =	191.96%		
108) o-Terphenyl	0.000	230	0	0.00	ppb	
Spiked Amount 50.000			Recovery =	0.00%		
109) 1-Chlorooctadecane	0.000	57	0	0.00	ppb	
Spiked Amount 50.000			Recovery =	0.00%		
Target Compounds						Qvalue
2) 1,4-Dioxane	2.261	88	384563	102.37	ppb	96
3) Pyridine	2.598	79	968436	106.23	ppb	97
4) N-Nitrosodimethylamine	2.566	74	534358	100.98	ppb	95
6) Indene	4.914	116	2016339	103.02	ppb	96
7) Cumene	4.117	105	2585882	97.07	ppb	95
9) Phenol	4.481	94	1426487	103.29	ppb #	67
10) Aniline	4.470	93	1309637	81.09	ppb	88
11) bis(2-Chloroethyl)ether	4.518	93	926321	100.70	ppb	99
12) 2-Chlorophenol	4.567	128	1207955	100.80	ppb	93
13) Decane	4.588	43	785705	103.00	ppb	95
14) 1,3-Dichlorobenzene	4.673	146	1347617	101.62	ppb	100
15) 1,4-Dichlorobenzene	4.727	146	1361953	101.48	ppb	97
16) Benzyl alcohol	4.834	108	782018	106.25	ppb	96
17) 1,2-Dichlorobenzene	4.850	146	1274657	102.60	ppb	96
18) Acetophenone	5.043	105	1612535	104.63	ppb	96
19) 2-Methylphenol	4.930	108	1019422	100.98	ppb	98
20) 2,2'-oxybis(1-Chloropr...	4.925	121	424855	107.46	ppb	92
21) 3&4-Methylphenol	5.053	108	1114733	104.85	ppb	95
22) n-Nitroso-di-n-propyla...	5.043	70	698959	101.91	ppb	100

Quantitation Report (QT Reviewed)

Data Path : C:\msdchem\1\DATA\E3e2680\
Data File : 3E62577.D
Acq On : 26 Jun 2014 10:22 pm
Operator : andrews1
Sample : ic2680-100
Misc : op75684,e3e2680,
ALS Vial : 7 Sample Multiplier: 1

Quant Time: Jun 27 09:02:25 2014
Quant Method : C:\msdchem\1\METHODS\M3E2680.M
Quant Title : Semi Volatile GC/MS, rtx-5msi 30m x .25mm x .25MoFri Jun 27 08:48:50 2014
QLast Update : Fri Jun 27 08:48:50 2014
Response via : Initial Calibration

Internal Standards	R.T.	QIon	Response	Conc	Units		Dev(Min)
23) Hexachloroethane	5.117	201	425079	104.68	ppb		98
26) Nitrobenzene	5.182	77	1115409	102.88	ppb		99
27) Quinoline	6.203	129	2446377	105.43	ppb		100
28) Isophorone	5.390	82	1869939	100.82	ppb		98
29) 2-Nitrophenol	5.460	139	725223	108.27	ppb		93
30) 2,4-Dimethylphenol	5.503	107	1083243	100.06	ppb		97
31) Benzoic acid	5.668	105	923887	103.14	ppb		97
32) bis(2-Chloroethoxy)met...	5.572	93	1093415	103.73	ppb		98
33) 2,4-Dichlorophenol	5.690	162	978889	105.30	ppb		98
34) 2,6-Dichlorophenol	5.904	162	978079	105.70	ppb		99
35) 1,3,5-Trichlorobenzene	5.465	180	1076088	105.57	ppb		99
36) 1,2,4-Trichlorobenzene	5.754	180	1006642	104.22	ppb		99
37) 1,2,3-Trichlorobenzene	5.979	180	994468	104.04	ppb		99
38) Naphthalene	5.834	128	3272163	97.61	ppb		96
39) 4-Chloroaniline	5.893	127	1396038	95.44	ppb		97
40) 2,3-Dichloroaniline	6.909	161	1213219	104.69	ppb		98
41) Caprolactam	6.299	55	359314	105.14	ppb		97
42) Hexachlorobutadiene	5.952	225	516462	107.50	ppb		98
43) 4-Chloro-3-methylphenol	6.433	107	1010257m	105.56	ppb		
44) 2-Methylnaphthalene	6.567	141	2038334	101.56	ppb		97
45) 1-Methylnaphthalene	6.685	141	2038400	100.22	ppb		96
46) Dimethylnaphthalene	7.337	156	2129320	103.98	ppb		97
48) Hexachlorocyclopentadiene	6.754	237	844585	244.58	ppb		96
49) 2,4,6-Trichlorophenol	6.920	196	646653	106.29	ppb		97
50) 2,4,5-Trichlorophenol	6.979	196	670619	101.92	ppb		99
52) 2-Chloronaphthalene	7.161	162	2113868	101.93	ppb		98
53) Biphenyl	7.134	154	2852012	101.54	ppb		99
54) 2-Nitroaniline	7.310	65	599471	109.57	ppb		94
55) Dimethylphthalate	7.540	163	2284237	99.80	ppb		98
56) Acenaphthylene	7.695	152	3367119	97.85	ppb		96
57) 2,6-Dinitrotoluene	7.631	165	616270	106.33	ppb		99
58) 3-Nitroaniline	7.861	138	710046	107.77	ppb		96
59) Acenaphthene	7.936	153	2160205	100.61	ppb		97
60) 2,4-Dinitrophenol	8.027	184	785497	235.18	ppb		99
61) 4-Nitrophenol	8.166	109	301723	107.18	ppb	#	29
62) Dibenzofuran	8.177	168	2941178	102.54	ppb		96
63) 2,4-Dinitrotoluene	8.204	165	814610	104.12	ppb		93
64) 2,3,4,6-Tetrachlorophenol	8.375	232	524617	108.28	ppb		98
65) Diethylphthalate	8.546	149	2269644	100.09	ppb		98
66) Fluorene	8.669	166	2443262	102.83	ppb		98
67) 4-Chlorophenyl-phenyle...	8.674	204	1072712	105.02	ppb		98
68) 4-Nitroaniline	8.749	138	701824	104.98	ppb		99
70) 4,6-Dinitro-2-methylph...	8.808	198	488067	112.82	ppb		92
71) n-Nitrosodiphenylamine	8.867	169	1653105	100.41	ppb		100
72) 1,2-Diphenylhydrazine	8.915	77	2136596	102.00	ppb		95
74) 4-Bromophenyl-phenylether	9.402	248	571869	104.57	ppb		98
75) Hexachlorobenzene	9.503	284	578441	105.35	ppb		99
76) Pentachlorophenol	9.824	266	763936	222.91	ppb		98
77) Phenanthrene	10.108	178	3280771	100.40	ppb		96
78) Anthracene	10.188	178	3299286	97.38	ppb		96

Quantitation Report (QT Reviewed)

Data Path : C:\msdchem\1\DATA\E3e2680\
Data File : 3E62577.D
Acq On : 26 Jun 2014 10:22 pm
Operator : andrews1
Sample : ic2680-100
Misc : op75684,e3e2680,
ALS Vial : 7 Sample Multiplier: 1

Quant Time: Jun 27 09:02:25 2014
Quant Method : C:\msdchem\1\METHODS\M3E2680.M
Quant Title : Semi Volatile GC/MS, rtx-5msi 30m x .25mm x .25MoFri Jun 27 08:48:50 2014
QLast Update : Fri Jun 27 08:48:50 2014
Response via : Initial Calibration

Internal Standards	R.T.	QIon	Response	Conc	Units	Dev(Min)
79) Carbazole	10.466	167	3207739	100.29	ppb	98
80) Di-n-butylphthalate	11.065	149	3757005	97.23	ppb	98
81) Fluoranthene	11.974	202	3377611	102.75	ppb	96
82) Octadecane	9.995	57	1122590	103.54	ppb	97
84) Pyrene	12.327	202	3465071	94.49	ppb	98
86) Butylbenzylphthalate	13.445	149	1770541	96.86	ppb	98
87) Butyl stearate	13.606	56	789921	68.00	ppb	98
88) Benzo[a]anthracene	14.253	228	3108068	97.88	ppb	97
89) 3,3'-Dichlorobenzidine	14.253	252	1205402	101.14	ppb	98
90) Chrysene	14.317	228	2781483	95.17	ppb	98
91) bis(2-Ethylhexyl)phtha...	14.397	149	2486947	95.35	ppb	99
93) Di-n-octylphthalate	15.387	149	4100771	105.46	ppb	96
94) Benzo[b]fluoranthene	15.890	252	3051941	109.82	ppb	98
95) Benzo[k]fluoranthene	15.927	252	2784584	107.28	ppb	98
96) Benzo[a]pyrene	16.323	252	2541826	105.44	ppb	98
97) Indeno[1,2,3-cd]pyrene	17.992	276	3084413	109.53	ppb	96
98) Dibenz(a,h)acridine	17.612	279	2337769	110.75	ppb	100
99) Dibenz[a,h]anthracene	18.018	278	2586384	109.65	ppb	98
100) 7,12-Dimethylbenz(a)an...	15.868	256	1528861	108.62	ppb	99
101) Benzo[g,h,i]perylene	18.446	276	2411263	108.26	ppb	98

(#) = qualifier out of range (m) = manual integration (+) = signals summed

9.6.17

6

Quantitation Report (QT Reviewed)

Data Path : C:\msdchem\1\DATA\E3e2680\
Data File : 3E62577.D
Acq On : 26 Jun 2014 10:22 pm
Operator : andrews1
Sample : ic2680-100
Misc : op75684,e3e2680,
ALS Vial : 7 Sample Multiplier: 1

Quant Time: Jun 27 09:02:25 2014
Quant Method : C:\msdchem\1\METHODS\M3E2680.M
Quant Title : Semi Volatile GC/MS, rtx-5msi 30m x .25mm x .25MoFri Jun 27 08:48:50 2014
QLast Update : Fri Jun 27 08:48:50 2014
Response via : Initial Calibration

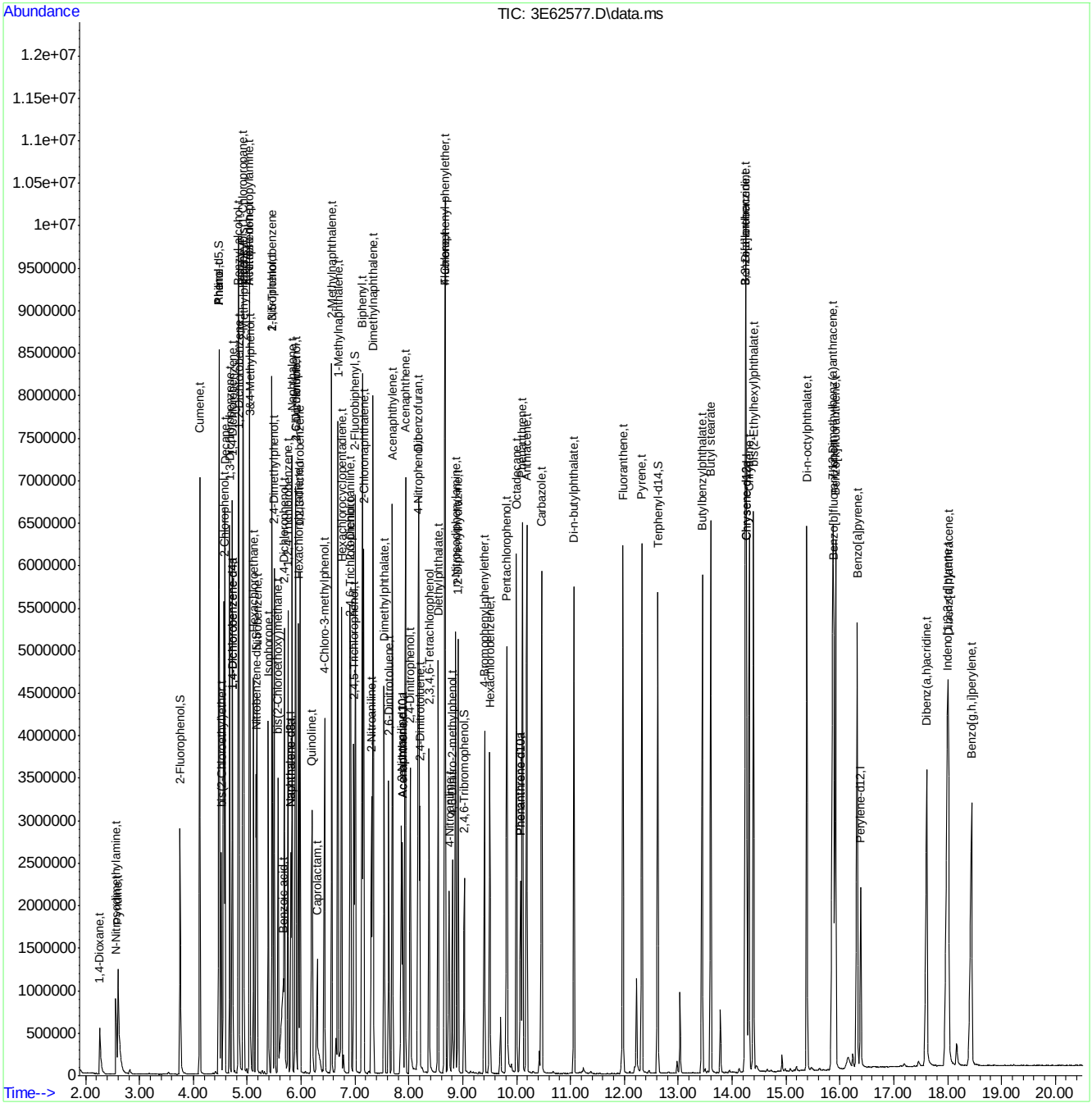

ACCUTEST LABORATORIES JB70128

Manual Integration Approval Summary

Sample Number:	E3E2680-IC2680	**Method:**	SW846 8270D
Lab FileID:	3E62577.D	**Analyst approved:**	06/27/14 10:11 Nina Pandya
Injection Time:	06/26/14 22:22	**Supervisor approved:**	06/27/14 15:27 Nina Pandya

Parameter	CAS	Sig#	R.T. (min.)	Reason
4-Chloro-3-methyl phenol	59-50-7		6.43	Poor instrument integration

Quantitation Report (Qedit)

Data Path : C:\msdchem\1\DATA\E3e2680\
Data File : 3E62577.D
Acq On : 26 Jun 2014 10:22 pm
Operator : andrews1
Sample : ic2680-100
Misc : op75684,e3e2680,
ALS Vial : 7 Sample Multiplier: 1

Quant Time: Jun 27 09:01:15 2014
Quant Method : C:\msdchem\1\METHODS\M3E2680.M
Quant Title : Semi Volatile GC/MS, rtx-5msi 30m x .25mm x .25MoFri Jun 27 08:48:50 2014
QLast Update : Fri Jun 27 08:48:50 2014
Response via : Initial Calibration

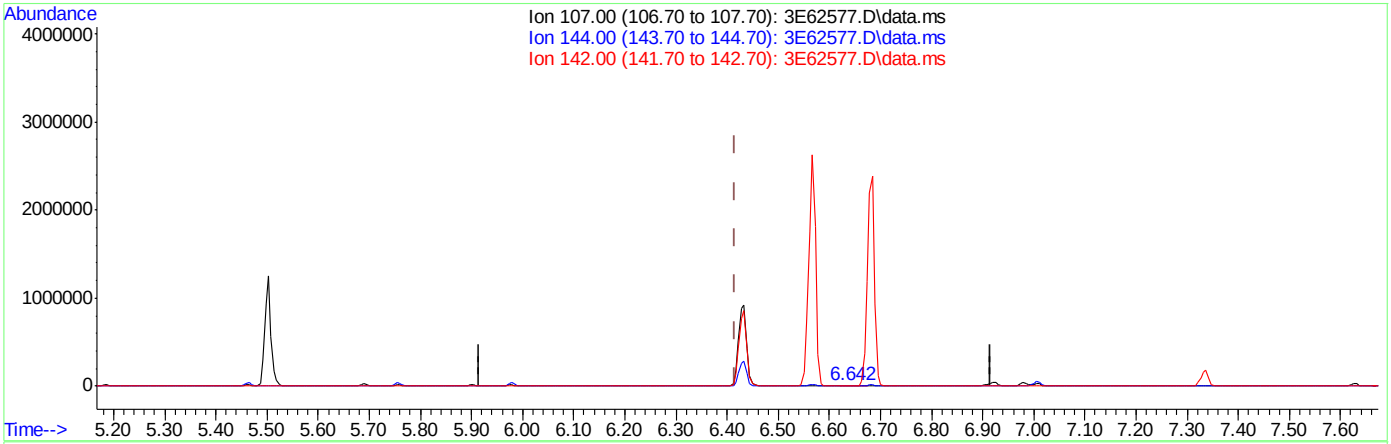

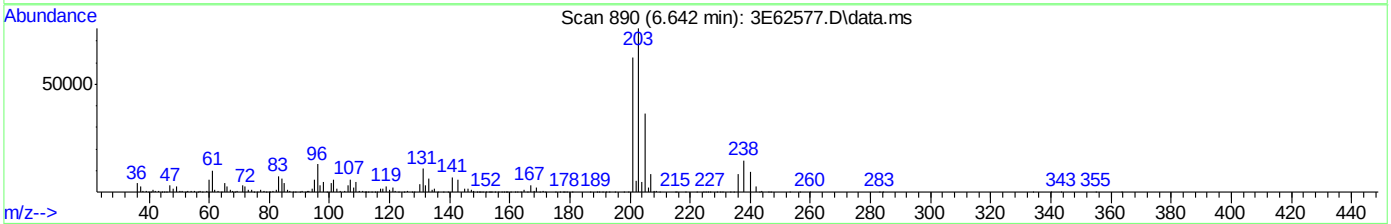

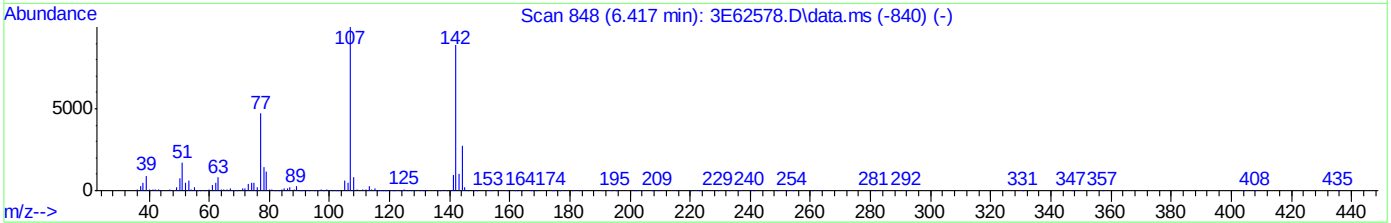

TIC: 3E62577.D\data.ms

(43) 4-Chloro-3-methylphenol (t)

6.642min (+0.225) 0.92ppb

response 8843

Ion	Exp%	Act%
107.00	100	100
144.00	26.50	0.00
142.00	0.00	0.00
0.00	0.00	0.00

Quantitation Report (Qedit)

Data Path : C:\msdchem\1\DATA\E3e2680\
Data File : 3E62577.D
Acq On : 26 Jun 2014 10:22 pm
Operator : andrews1
Sample : ic2680-100
Misc : op75684,e3e2680,
ALS Vial : 7 Sample Multiplier: 1

Quant Time: Jun 27 09:02:25 2014
Quant Method : C:\msdchem\1\METHODS\M3E2680.M
Quant Title : Semi Volatile GC/MS, rtx-5msi 30m x .25mm x .25MoFri Jun 27 08:48:50 2014
QLast Update : Fri Jun 27 08:48:50 2014
Response via : Initial Calibration

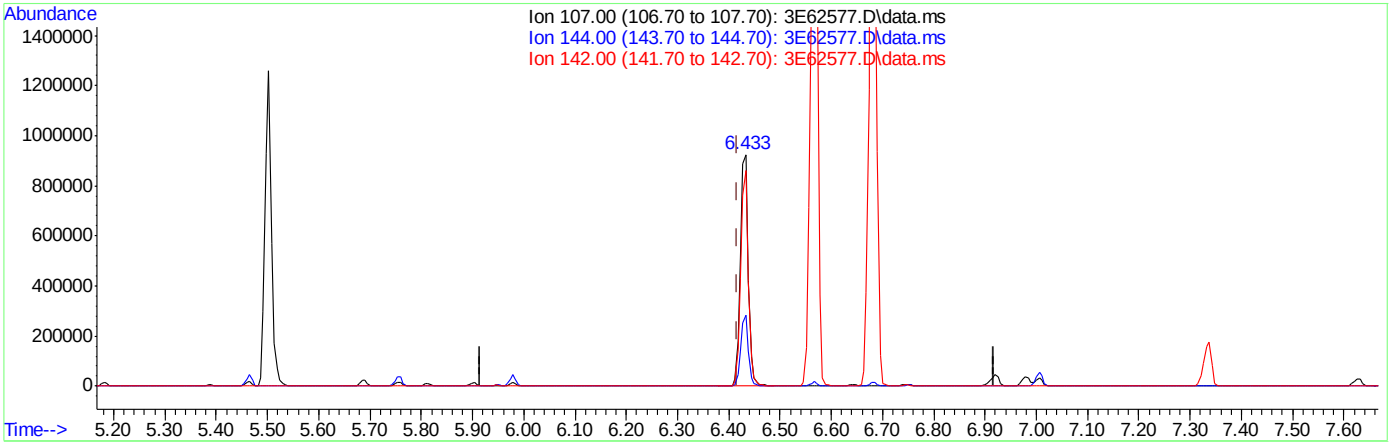

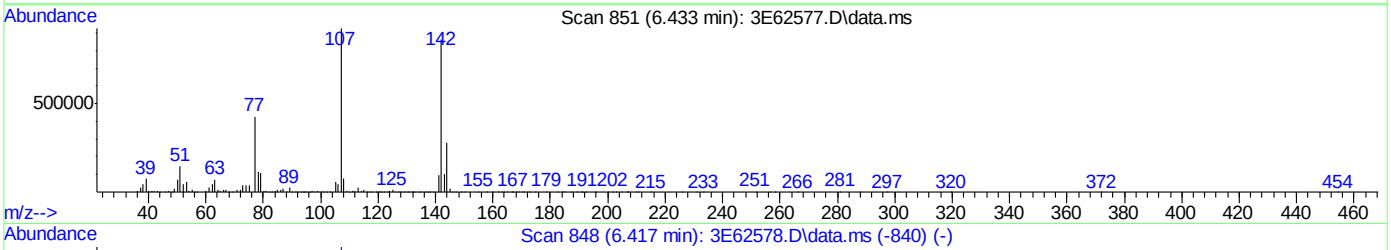



TIC: 3E62577.D\data.ms

(43) 4-Chloro-3-methylphenol (t)

6.433min (+0.016) 105.56ppb m

response 1010257

Ion	Exp%	Act%
107.00	100	100
144.00	26.50	30.46
142.00	0.00	92.84#
0.00	0.00	0.00

Quantitation Report (QT Reviewed)

Data Path : C:\msdchem\1\DATA\E3e2680\
Data File : 3E62578.D
Acq On : 26 Jun 2014 10:49 pm
Operator : andrews1
Sample : icc2680-50
Misc : op75684,e3e2680,
ALS Vial : 8 Sample Multiplier: 1

Quant Time: Jun 27 08:49:47 2014
Quant Method : C:\msdchem\1\METHODS\M3E2680.M
Quant Title : Semi Volatile GC/MS, rtx-5msi 30m x .25mm x .25MoFri Jun 27 08:48:50 2014
QLast Update : Fri Jun 27 08:48:50 2014
Response via : Initial Calibration

Internal Standards	R.T.	QIon	Response	Conc	Units	Dev(Min)
1) 1,4-Dichlorobenzene-d4	4.711	152	262537	40.00	ppb	0.00
24) Naphthalene-d8	5.807	136	1000061	40.00	ppb	0.00
47) Acenaphthene-d10	7.883	164	560353	40.00	ppb	0.00
69) Phenanthrene-d10	10.065	188	865384	40.00	ppb	0.00
83) Chrysene-d12	14.258	240	783964	40.00	ppb	0.00
92) Perylene-d12	16.382	264	690697	40.00	ppb	0.00
102) 1,4-Dichlorobenzene-d4a	4.711	152	262537	40.00	ppb	0.00
104) Acenaphthene-d10a	7.883	164	560353	40.00	ppb	0.00
106) Phenanthrene-d10a	10.065	188	865384	40.00	ppb	0.00
110) Chrysene-d12a	14.258	240	783964	40.00	ppb	0.00
112) Naphthalene-d8a	5.807	136	1000061	40.00	ppb	0.00
System Monitoring Compounds						
5) 2-Fluorophenol	3.748	112	402571	50.00	ppb	0.00
Spiked Amount 50.000			Recovery =	100.00%		
8) Phenol-d5	4.465	99	503390	50.00	ppb	0.00
Spiked Amount 50.000			Recovery =	100.00%		
25) Nitrobenzene-d5	5.160	82	417846	50.00	ppb	0.00
Spiked Amount 50.000			Recovery =	100.00%		
51) 2-Fluorobiphenyl	7.000	172	897416	50.00	ppb	0.00
Spiked Amount 50.000			Recovery =	100.00%		
73) 2,4,6-Tribromophenol	9.022	330	92780	50.00	ppb	0.00
Spiked Amount 50.000			Recovery =	100.00%		
85) Terphenyl-d14	12.616	244	857227	50.00	ppb	0.00
Spiked Amount 50.000			Recovery =	100.00%		
108) o-Terphenyl	0.000	230	0	0.00	ppb	
Spiked Amount 50.000			Recovery =	0.00%		
109) 1-Chlorooctadecane	0.000	57	0	0.00	ppb	
Spiked Amount 50.000			Recovery =	0.00%		
Target Compounds						Qvalue
2) 1,4-Dioxane	2.267	88	150000	50.00	ppb	100
3) Pyridine	2.604	79	364015	50.00	ppb	100
4) N-Nitrosodimethylamine	2.566	74	211282	50.00	ppb	100
6) Indene	4.914	116	781510	50.00	ppb	100
7) Cumene	4.117	105	1063630	50.00	ppb	100
9) Phenol	4.470	94	551441	50.00	ppb	100
10) Aniline	4.470	93	644864	50.00	ppb	100
11) bis(2-Chloroethyl)ether	4.513	93	367306	50.00	ppb	100
12) 2-Chlorophenol	4.567	128	478472	50.00	ppb	100
13) Decane	4.583	43	304592	50.00	ppb	100
14) 1,3-Dichlorobenzene	4.673	146	529527	50.00	ppb	100
15) 1,4-Dichlorobenzene	4.727	146	535877	50.00	ppb	100
16) Benzyl alcohol	4.829	108	293880	50.00	ppb	100
17) 1,2-Dichlorobenzene	4.845	146	496054	50.00	ppb	100
18) Acetophenone	5.032	105	615376	50.00	ppb	100
19) 2-Methylphenol	4.925	108	403092	50.00	ppb	100
20) 2,2'-oxybis(1-Chloropr...	4.920	121	157863	50.00	ppb	100
21) 3&4-Methylphenol	5.048	108	424531	50.00	ppb	100
22) n-Nitroso-di-n-propyla...	5.032	70	273854	50.00	ppb	100

Quantitation Report (QT Reviewed)

Data Path : C:\msdchem\1\DATA\E3e2680\
Data File : 3E62578.D
Acq On : 26 Jun 2014 10:49 pm
Operator : andrews1
Sample : icc2680-50
Misc : op75684,e3e2680,
ALS Vial : 8 Sample Multiplier: 1

Quant Time: Jun 27 08:49:47 2014
Quant Method : C:\msdchem\1\METHODS\M3E2680.M
Quant Title : Semi Volatile GC/MS, rtx-5msi 30m x .25mm x .25MoFri Jun 27 08:48:50 2014
QLast Update : Fri Jun 27 08:48:50 2014
Response via : Initial Calibration

Internal Standards	R.T.	QIon	Response	Conc	Units	Dev(Min)
23) Hexachloroethane	5.117	201	162135	50.00	ppb	100
26) Nitrobenzene	5.176	77	429390	50.00	ppb	100
27) Quinoline	6.176	129	918994	50.00	ppb	100
28) Isophorone	5.380	82	734547	50.00	ppb	100
29) 2-Nitrophenol	5.454	139	265272	50.00	ppb	100
30) 2,4-Dimethylphenol	5.497	107	428764	50.00	ppb	100
31) Benzoic acid	5.626	105	354754	50.00	ppb	100
32) bis(2-Chloroethoxy)met...	5.567	93	417479	50.00	ppb	100
33) 2,4-Dichlorophenol	5.684	162	368184	50.00	ppb	100
34) 2,6-Dichlorophenol	5.898	162	366477	50.00	ppb	100
35) 1,3,5-Trichlorobenzene	5.460	180	403678	50.00	ppb	100
36) 1,2,4-Trichlorobenzene	5.754	180	382522	50.00	ppb	100
37) 1,2,3-Trichlorobenzene	5.973	180	378557	50.00	ppb	100
38) Naphthalene	5.829	128	1327656	50.00	ppb	100
39) 4-Chloroaniline	5.888	127	579314	50.00	ppb	100
40) 2,3-Dichloroaniline	6.904	161	458960	50.00	ppb	100
41) Caprolactam	6.267	55	135345	50.00	ppb	100
42) Hexachlorobutadiene	5.946	225	190271	50.00	ppb	100
43) 4-Chloro-3-methylphenol	6.417	107	379036	50.00	ppb	100
44) 2-Methylnaphthalene	6.562	141	794869	50.00	ppb	100
45) 1-Methylnaphthalene	6.679	141	805493	50.00	ppb	100
46) Dimethylnaphthalene	7.326	156	811060	50.00	ppb	100
48) Hexachlorocyclopentadiene	6.749	237	270285	100.00	ppb	100
49) 2,4,6-Trichlorophenol	6.915	196	238091	50.00	ppb	100
50) 2,4,5-Trichlorophenol	6.973	196	257499	50.00	ppb	100
52) 2-Chloronaphthalene	7.150	162	811617	50.00	ppb	100
53) Biphenyl	7.128	154	1099230	50.00	ppb	100
54) 2-Nitroaniline	7.294	65	214120	50.00	ppb	100
55) Dimethylphthalate	7.535	163	895761	50.00	ppb	100
56) Acenaphthylene	7.690	152	1346727	50.00	ppb	100
57) 2,6-Dinitrotoluene	7.621	165	226819	50.00	ppb	100
58) 3-Nitroaniline	7.851	138	257841	50.00	ppb	100
59) Acenaphthene	7.925	153	840280	50.00	ppb	100
60) 2,4-Dinitrophenol	8.016	184	261425	100.00	ppb	100
61) 4-Nitrophenol	8.150	109	110166	50.00	ppb	100
62) Dibenzofuran	8.171	168	1122512	50.00	ppb	100
63) 2,4-Dinitrotoluene	8.188	165	306191	50.00	ppb	100
64) 2,3,4,6-Tetrachlorophenol	8.369	232	189614	50.00	ppb	100
65) Diethylphthalate	8.530	149	887402	50.00	ppb	100
66) Fluorene	8.658	166	929896	50.00	ppb	100
67) 4-Chlorophenyl-phenyle...	8.669	204	399744	50.00	ppb	100
68) 4-Nitroaniline	8.728	138	261619	50.00	ppb	100
70) 4,6-Dinitro-2-methylph...	8.792	198	168273	50.00	ppb	100
71) n-Nitrosodiphenylamine	8.856	169	640366	50.00	ppb	100
72) 1,2-Diphenylhydrazine	8.904	77	814769	50.00	ppb	100
74) 4-Bromophenyl-phenylether	9.396	248	212707	50.00	ppb	100
75) Hexachlorobenzene	9.493	284	213567	50.00	ppb	100
76) Pentachlorophenol	9.814	266	266600	100.00	ppb	100
77) Phenanthrene	10.102	178	1270940	50.00	ppb	100
78) Anthracene	10.177	178	1317750	50.00	ppb	100

Quantitation Report (QT Reviewed)

Data Path : C:\msdchem\1\DATA\E3e2680\
Data File : 3E62578.D
Acq On : 26 Jun 2014 10:49 pm
Operator : andrews1
Sample : icc2680-50
Misc : op75684,e3e2680,
ALS Vial : 8 Sample Multiplier: 1

Quant Time: Jun 27 08:49:47 2014
Quant Method : C:\msdchem\1\METHODS\M3E2680.M
Quant Title : Semi Volatile GC/MS, rtx-5msi 30m x .25mm x .25MoFri Jun 27 08:48:50 2014
QLast Update : Fri Jun 27 08:48:50 2014
Response via : Initial Calibration

Internal Standards	R.T.	QIon	Response	Conc	Units	Dev(Min)
79) Carbazole	10.455	167	1244049	50.00	ppb	100
80) Di-n-butylphthalate	11.060	149	1503019	50.00	ppb	100
81) Fluoranthene	11.969	202	1278554	50.00	ppb	100
82) Octadecane	9.990	57	421729	50.00	ppb	100
84) Pyrene	12.317	202	1334265	50.00	ppb	100
86) Butylbenzylphthalate	13.440	149	665047	50.00	ppb	100
87) Butyl stearate	13.600	56	422657	50.00	ppb	100
88) Benzo[a]anthracene	14.248	228	1155326	50.00	ppb	100
89) 3,3'-Dichlorobenzidine	14.242	252	433623	50.00	ppb	100
90) Chrysene	14.301	228	1063359	50.00	ppb	100
91) bis(2-Ethylhexyl)phtha...	14.392	149	948939	50.00	ppb	100
93) Di-n-octylphthalate	15.381	149	1607370	50.00	ppb	100
94) Benzo[b]fluoranthene	15.868	252	1148694	50.00	ppb	100
95) Benzo[k]fluoranthene	15.906	252	1072959	50.00	ppb	100
96) Benzo[a]pyrene	16.307	252	996512	50.00	ppb	100
97) Indeno[1,2,3-cd]pyrene	17.965	276	1164074	50.00	ppb	100
98) Dibenz(a,h)acridine	17.596	279	872565	50.00	ppb	100
99) Dibenz[a,h]anthracene	17.992	278	974977	50.00	ppb	100
100) 7,12-Dimethylbenz(a)an...	15.857	256	581832	50.00	ppb	100
101) Benzo[g,h,i]perylene	18.419	276	920668	50.00	ppb	100

(#) = qualifier out of range (m) = manual integration (+) = signals summed

9.6.18
6

Quantitation Report (QT Reviewed)

Data Path : C:\msdchem\1\DATA\E3e2680\
Data File : 3E62578.D
Acq On : 26 Jun 2014 10:49 pm
Operator : andrews1
Sample : icc2680-50
Misc : op75684,e3e2680,
ALS Vial : 8 Sample Multiplier: 1

Quant Time: Jun 27 08:49:47 2014
Quant Method : C:\msdchem\1\METHODS\M3E2680.M
Quant Title : Semi Volatile GC/MS, rtx-5msi 30m x .25mm x .25MoFri Jun 27 08:48:50 2014
QLast Update : Fri Jun 27 08:48:50 2014
Response via : Initial Calibration

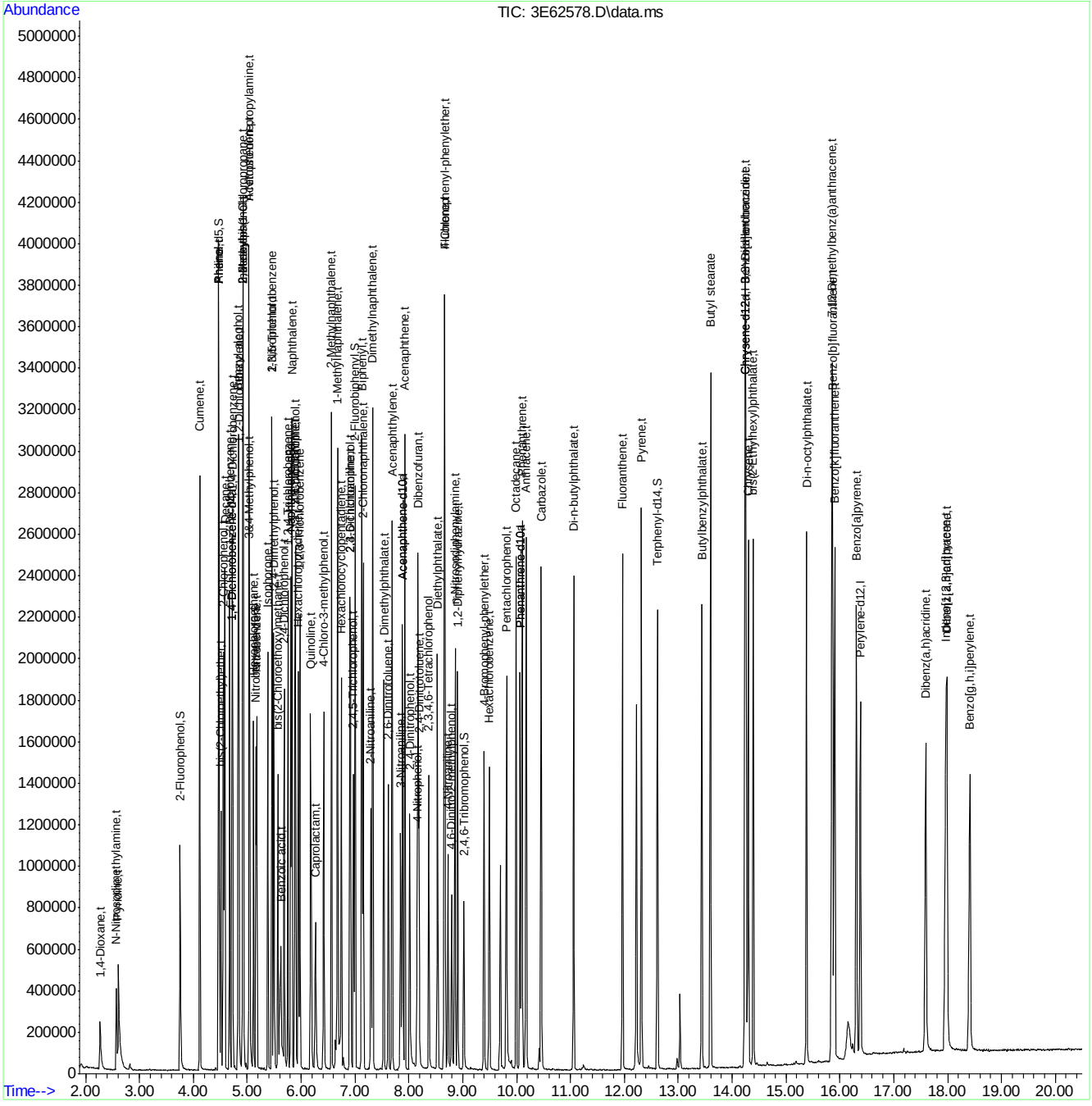

ACCUTEST LABORATORIES JB70128

Manual Integrations APPROVED (compounds with "m" flag)
Nina Pandya
06/27/14 15:27

Quantitation Report (QT Reviewed)

Data Path : C:\msdchem\1\DATA\E3e2680\
Data File : 3E62579.D
Acq On : 26 Jun 2014 11:16 pm
Operator : andrews1
Sample : ic2680-25
Misc : op75684,e3e2680,
ALS Vial : 9 Sample Multiplier: 1

Quant Time: Jun 27 09:20:00 2014
Quant Method : C:\msdchem\1\METHODS\M3E2680.M
Quant Title : Semi Volatile GC/MS, rtx-5msi 30m x .25mm x .25MoFri Jun 27 08:48:50 2014
QLast Update : Fri Jun 27 08:48:50 2014
Response via : Initial Calibration

Internal Standards	R.T.	QIon	Response	Conc	Units	Dev(Min)
1) 1,4-Dichlorobenzene-d4	4.711	152	260172	40.00	ppb	0.00
24) Naphthalene-d8	5.807	136	973775	40.00	ppb	0.00
47) Acenaphthene-d10	7.877	164	543114	40.00	ppb	0.00
69) Phenanthrene-d10	10.060	188	837128	40.00	ppb	0.00
83) Chrysene-d12	14.258	240	767739	40.00	ppb	0.00
92) Perylene-d12	16.382	264	684735	40.00	ppb	0.00
102) 1,4-Dichlorobenzene-d4a	4.711	152	260172	40.00	ppb	0.00
104) Acenaphthene-d10a	7.877	164	543114	40.00	ppb	0.00
106) Phenanthrene-d10a	10.060	188	837128	40.00	ppb	0.00
110) Chrysene-d12a	14.258	240	767739	40.00	ppb	0.00
112) Naphthalene-d8a	5.807	136	973775	40.00	ppb	0.00
System Monitoring Compounds						
5) 2-Fluorophenol	3.753	112	201075	25.20	ppb	0.00
Spiked Amount 50.000			Recovery =	50.40%		
8) Phenol-d5	4.459	99	256955	25.75	ppb	0.00
Spiked Amount 50.000			Recovery =	51.50%		
25) Nitrobenzene-d5	5.160	82	218035	26.79	ppb	0.00
Spiked Amount 50.000			Recovery =	53.58%		
51) 2-Fluorobiphenyl	7.000	172	453795	26.09	ppb	0.00
Spiked Amount 50.000			Recovery =	52.18%		
73) 2,4,6-Tribromophenol	9.022	330	47429	26.42	ppb	0.00
Spiked Amount 50.000			Recovery =	52.84%		
85) Terphenyl-d14	12.611	244	431513	25.70	ppb	0.00
Spiked Amount 50.000			Recovery =	51.40%		
108) o-Terphenyl	0.000	230	0	0.00	ppb	
Spiked Amount 50.000			Recovery =	0.00%		
109) 1-Chlorooctadecane	0.000	57	0	0.00	ppb	
Spiked Amount 50.000			Recovery =	0.00%		
Target Compounds						Qvalue
2) 1,4-Dioxane	2.272	88	78050	26.25	ppb	97
3) Pyridine	2.614	79	194944	27.02	ppb	93
4) N-Nitrosodimethylamine	2.571	74	106978	25.55	ppb	100
6) Indene	4.914	116	400230	25.84	ppb	100
7) Cumene	4.117	105	550797	26.13	ppb	100
9) Phenol	4.470	94	276271	25.28	ppb	94
10) Aniline	4.470	93	326617	25.55	ppb	99
11) bis(2-Chloroethyl)ether	4.513	93	189171	25.99	ppb	98
12) 2-Chlorophenol	4.566	128	242461	25.57	ppb	100
13) Decane	4.582	43	155953	25.83	ppb	98
14) 1,3-Dichlorobenzene	4.673	146	270524	25.78	ppb	96
15) 1,4-Dichlorobenzene	4.727	146	268878	25.32	ppb	98
16) Benzyl alcohol	4.829	108	145185	24.93	ppb	93
17) 1,2-Dichlorobenzene	4.845	146	256111	26.05	ppb	98
18) Acetophenone	5.032	105	312175	25.60	ppb	98
19) 2-Methylphenol	4.925	108	206366	25.83	ppb	100
20) 2,2'-oxybis(1-Chloropr...	4.919	121	81324	25.99	ppb	93
21) 3&4-Methylphenol	5.048	108	221653	26.34	ppb	95
22) n-Nitroso-di-n-propyla...	5.026	70	137376	25.31	ppb	95

Quantitation Report (QT Reviewed)

Data Path : C:\msdchem\1\DATA\E3e2680\
Data File : 3E62579.D
Acq On : 26 Jun 2014 11:16 pm
Operator : andrews1
Sample : ic2680-25
Misc : op75684,e3e2680,
ALS Vial : 9 Sample Multiplier: 1

Quant Time: Jun 27 09:20:00 2014
Quant Method : C:\msdchem\1\METHODS\M3E2680.M
Quant Title : Semi Volatile GC/MS, rtx-5msi 30m x .25mm x .25MoFri Jun 27 08:48:50 2014
QLast Update : Fri Jun 27 08:48:50 2014
Response via : Initial Calibration

Internal Standards	R.T.	QIon	Response	Conc	Units		Dev(Min)
23) Hexachloroethane	5.117	201	83697	26.05	ppb		96
26) Nitrobenzene	5.176	77	216279	25.86	ppb		98
27) Quinoline	6.176	129	468510	26.18	ppb		98
28) Isophorone	5.374	82	372952	26.07	ppb		98
29) 2-Nitrophenol	5.454	139	132549	25.66	ppb		90
30) 2,4-Dimethylphenol	5.492	107	217211	26.01	ppb		99
31) Benzoic acid	5.604	105	170882	24.73	ppb		95
32) bis(2-Chloroethoxy)met...	5.561	93	213789	26.30	ppb		98
33) 2,4-Dichlorophenol	5.684	162	185201	25.83	ppb		99
34) 2,6-Dichlorophenol	5.893	162	187298	26.24	ppb		95
35) 1,3,5-Trichlorobenzene	5.460	180	206669	26.29	ppb		99
36) 1,2,4-Trichlorobenzene	5.754	180	190699	25.60	ppb		98
37) 1,2,3-Trichlorobenzene	5.973	180	192820	26.16	ppb		99
38) Naphthalene	5.829	128	679796	26.29	ppb		99
39) 4-Chloroaniline	5.882	127	294456	26.10	ppb		97
40) 2,3-Dichloroaniline	6.904	161	228909	25.61	ppb		99
41) Caprolactam	6.246	55	67716	25.69	ppb		98
42) Hexachlorobutadiene	5.946	225	98958	26.71	ppb		99
43) 4-Chloro-3-methylphenol	6.417	107	192633m	26.10	ppb		
44) 2-Methylnaphthalene	6.561	141	402361	25.99	ppb		99
45) 1-Methylnaphthalene	6.674	141	405421	25.85	ppb		99
46) Dimethylnaphthalene	7.326	156	412661	26.13	ppb		97
48) Hexachlorocyclopentadiene	6.749	237	112684	43.01	ppb		97
49) 2,4,6-Trichlorophenol	6.915	196	118186	25.61	ppb		98
50) 2,4,5-Trichlorophenol	6.968	196	130300	26.10	ppb		97
52) 2-Chloronaphthalene	7.150	162	410015	26.06	ppb		100
53) Biphenyl	7.123	154	560056	26.28	ppb		99
54) 2-Nitroaniline	7.294	65	114262	27.53	ppb		97
55) Dimethylphthalate	7.530	163	459895	26.49	ppb		100
56) Acenaphthylene	7.685	152	679636	26.03	ppb		100
57) 2,6-Dinitrotoluene	7.615	165	112741	25.64	ppb		96
58) 3-Nitroaniline	7.845	138	130117	26.03	ppb		94
59) Acenaphthene	7.925	153	417761	25.65	ppb		95
60) 2,4-Dinitrophenol	8.011	184	114402	45.15	ppb		97
61) 4-Nitrophenol	8.155	109	53992	25.28	ppb	#	22
62) Dibenzofuran	8.166	168	578992	26.61	ppb		97
63) 2,4-Dinitrotoluene	8.187	165	150608	25.37	ppb		92
64) 2,3,4,6-Tetrachlorophenol	8.369	232	94254	25.64	ppb		97
65) Diethylphthalate	8.530	149	451413	26.24	ppb		99
66) Fluorene	8.658	166	471332	26.15	ppb		99
67) 4-Chlorophenyl-phenyle...	8.669	204	203516	26.26	ppb		97
68) 4-Nitroaniline	8.722	138	125410	24.73	ppb		96
70) 4,6-Dinitro-2-methylph...	8.787	198	77951	23.94	ppb	#	83
71) n-Nitrosodiphenylamine	8.851	169	324264	26.17	ppb		100
72) 1,2-Diphenylhydrazine	8.904	77	413682	26.24	ppb		96
74) 4-Bromophenyl-phenylether	9.391	248	106637	25.91	ppb		96
75) Hexachlorobenzene	9.493	284	108784	26.33	ppb		98
76) Pentachlorophenol	9.808	266	125043	48.49	ppb		98
77) Phenanthrene	10.097	178	648952	26.39	ppb		99
78) Anthracene	10.177	178	673411	26.41	ppb		98

Quantitation Report (QT Reviewed)

Data Path : C:\msdchem\1\DATA\E3e2680\
Data File : 3E62579.D
Acq On : 26 Jun 2014 11:16 pm
Operator : andrews1
Sample : ic2680-25
Misc : op75684,e3e2680,
ALS Vial : 9 Sample Multiplier: 1

Quant Time: Jun 27 09:20:00 2014
Quant Method : C:\msdchem\1\METHODS\M3E2680.M
Quant Title : Semi Volatile GC/MS, rtx-5msi 30m x .25mm x .25MoFri Jun 27 08:48:50 2014
QLast Update : Fri Jun 27 08:48:50 2014
Response via : Initial Calibration

Internal Standards	R.T.	QIon	Response	Conc	Units	Dev(Min)
79) Carbazole	10.455	167	633965	26.34	ppb	98
80) Di-n-butylphthalate	11.060	149	754356	25.94	ppb	99
81) Fluoranthene	11.964	202	649291	26.25	ppb	99
82) Octadecane	9.990	57	216925	26.59	ppb	99
84) Pyrene	12.317	202	690688	26.43	ppb	98
86) Butylbenzylphthalate	13.434	149	328749	25.24	ppb	98
87) Butyl stearate	13.595	56	211958	25.60	ppb	94
88) Benzo[a]anthracene	14.242	228	589009	26.03	ppb	97
89) 3,3'-Dichlorobenzidine	14.237	252	215655	25.39	ppb	97
90) Chrysene	14.296	228	546913	26.26	ppb	99
91) bis(2-Ethylhexyl)phtha...	14.392	149	472704	25.43	ppb	97
93) Di-n-octylphthalate	15.376	149	801927	25.16	ppb	99
94) Benzo[b]fluoranthene	15.863	252	583653	25.63	ppb	97
95) Benzo[k]fluoranthene	15.895	252	551726	25.93	ppb	99
96) Benzo[a]pyrene	16.307	252	515020	26.07	ppb	97
97) Indeno[1,2,3-cd]pyrene	17.954	276	594845	25.77	ppb	98
98) Dibenz(a,h)acridine	17.590	279	445904	25.77	ppb	99
99) Dibenz[a,h]anthracene	17.981	278	493047	25.51	ppb	98
100) 7,12-Dimethylbenz(a)an...	15.847	256	291490	25.27	ppb	97
101) Benzo[g,h,i]perylene	18.403	276	471102	25.81	ppb	98

(#) = qualifier out of range (m) = manual integration (+) = signals summed

Quantitation Report (QT Reviewed)

Data Path : C:\msdchem\1\DATA\E3e2680\
Data File : 3E62579.D
Acq On : 26 Jun 2014 11:16 pm
Operator : andrews1
Sample : ic2680-25
Misc : op75684,e3e2680,
ALS Vial : 9 Sample Multiplier: 1

Quant Time: Jun 27 09:20:00 2014
Quant Method : C:\msdchem\1\METHODS\M3E2680.M
Quant Title : Semi Volatile GC/MS, rtx-5msi 30m x .25mm x .25MoFri Jun 27 08:48:50 2014
QLast Update : Fri Jun 27 08:48:50 2014
Response via : Initial Calibration

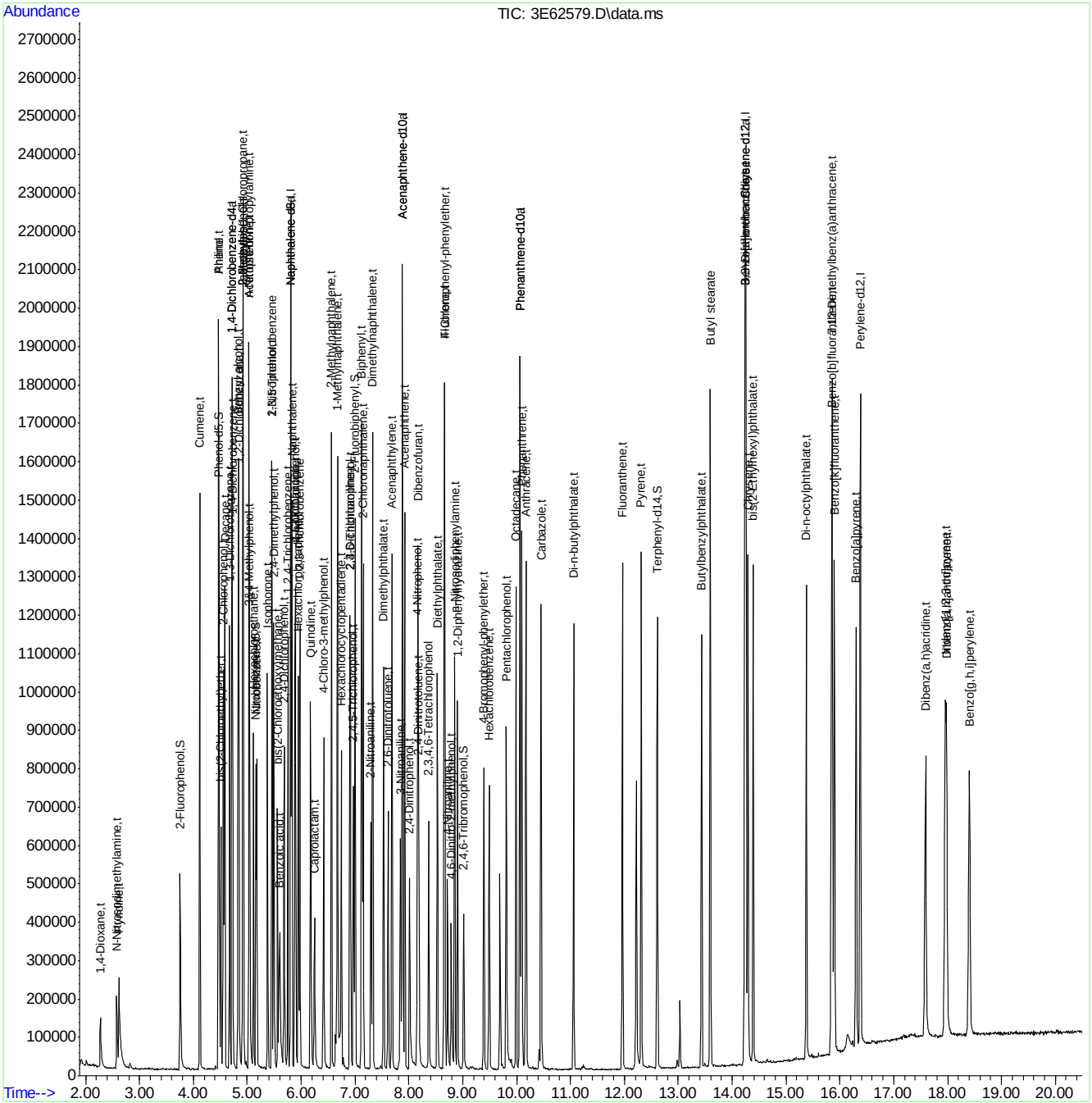

ACCUTEST LABORATORIES JB70128

Manual Integration Approval Summary

Sample Number:	E3E2680-IC2680	**Method:**	SW846 8270D
Lab FileID:	3E62579.D	**Analyst approved:**	06/27/14 10:11 Nina Pandya
Injection Time:	06/26/14 23:16	**Supervisor approved:**	06/27/14 15:27 Nina Pandya

Parameter	CAS	Sig#	R.T. (min.)	Reason
4-Chloro-3-methyl phenol	59-50-7		6.42	Poor instrument integration

Quantitation Report (Qedit)

Data Path : C:\msdchem\1\DATA\E3e2680\
Data File : 3E62579.D
Acq On : 26 Jun 2014 11:16 pm
Operator : andrews1
Sample : ic2680-25
Misc : op75684,e3e2680,
ALS Vial : 9 Sample Multiplier: 1

Quant Time: Jun 27 08:50:42 2014
Quant Method : C:\msdchem\1\METHODS\M3E2680.M
Quant Title : Semi Volatile GC/MS, rtx-5msi 30m x .25mm x .25MoFri Jun 27 08:48:50 2014
QLast Update : Fri Jun 27 08:48:50 2014
Response via : Initial Calibration

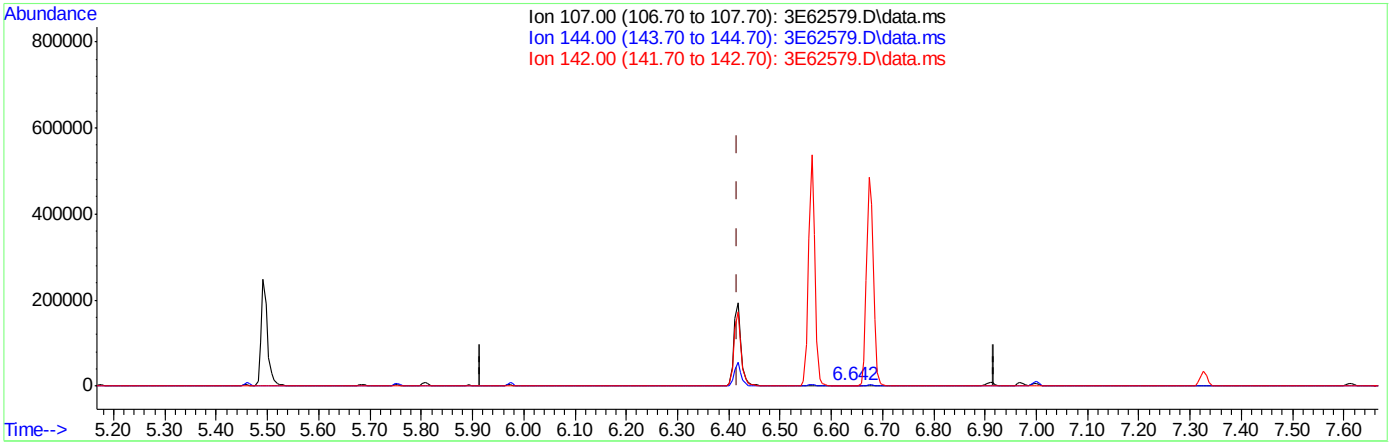

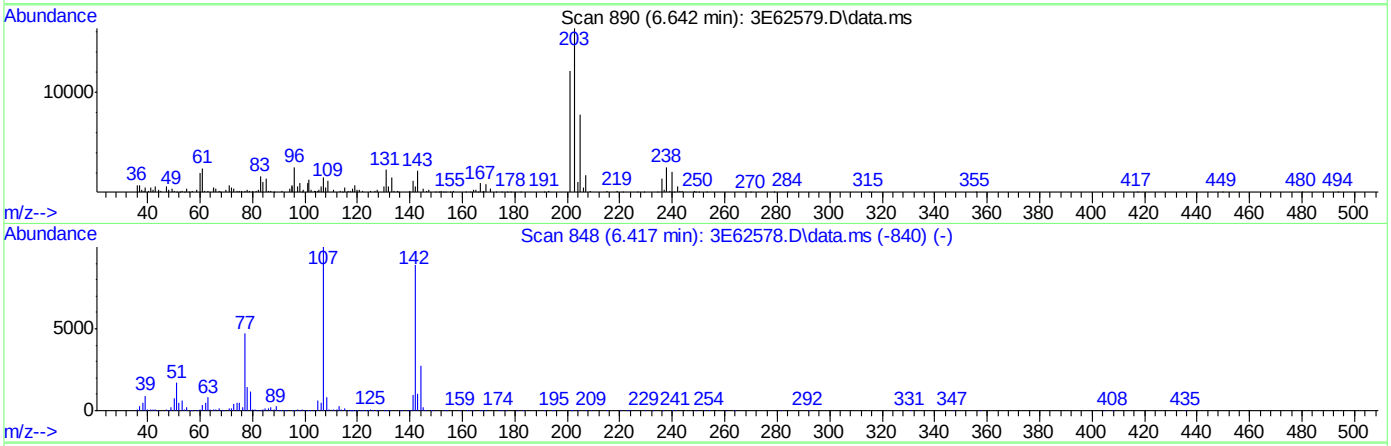

TIC: 3E62579.D\data.ms

(43) 4-Chloro-3-methylphenol (t)

6.642min (+0.225) 0.33ppb

response 2429

Ion	Exp%	Act%
107.00	100	100
144.00	26.50	0.00
142.00	0.00	0.00
0.00	0.00	0.00

Quantitation Report (Qedit)

Data Path : C:\msdchem\1\DATA\E3e2680\
Data File : 3E62579.D
Acq On : 26 Jun 2014 11:16 pm
Operator : andrews1
Sample : ic2680-25
Misc : op75684,e3e2680,
ALS Vial : 9 Sample Multiplier: 1

Quant Time: Jun 27 09:20:00 2014
Quant Method : C:\msdchem\1\METHODS\M3E2680.M
Quant Title : Semi Volatile GC/MS, rtx-5msi 30m x .25mm x .25MoFri Jun 27 08:48:50 2014
QLast Update : Fri Jun 27 08:48:50 2014
Response via : Initial Calibration

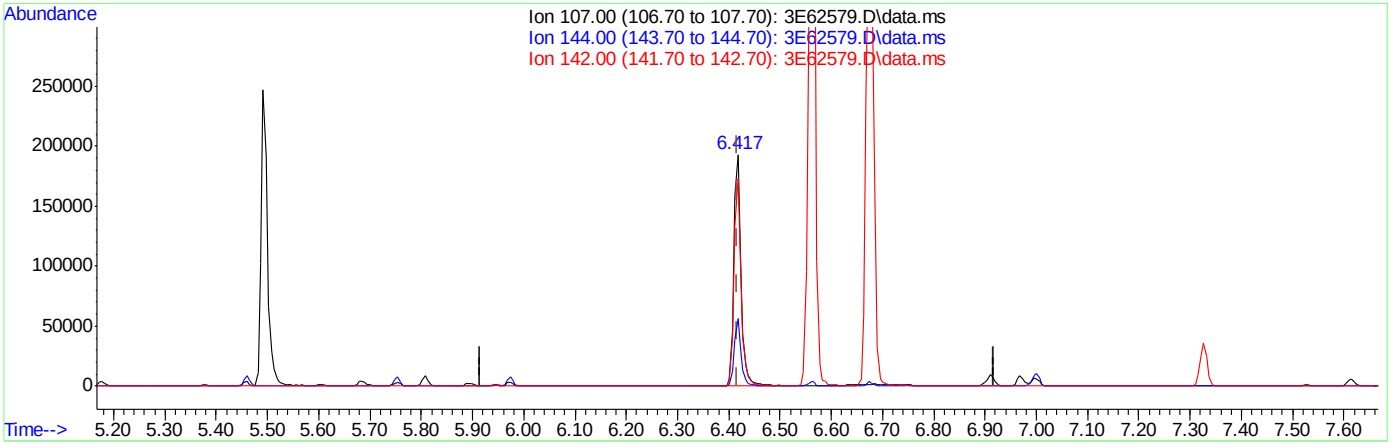

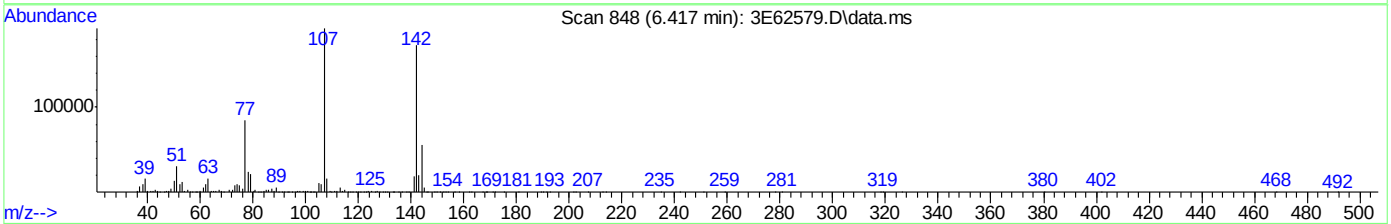

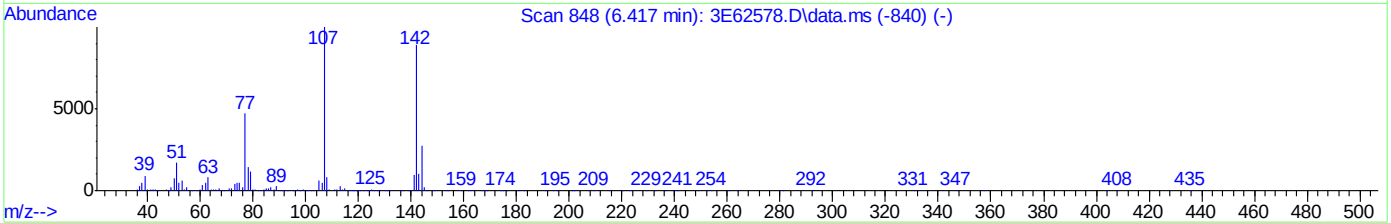

TIC: 3E62579.D\data.ms

(43) 4-Chloro-3-methylphenol (t)

6.417min (-0.000) 26.10ppb m

response 192633

Ion	Exp%	Act%
107.00	100	100
144.00	26.50	29.02
142.00	0.00	89.63#
0.00	0.00	0.00

Quantitation Report (QT Reviewed)

Data Path : C:\msdchem\1\DATA\E3e2681\
Data File : 3E62582.D
Acq On : 27 Jun 2014 9:29 am
Operator : saumilp
Sample : icv2680-50
Misc : op75684,e3e2681,acid
ALS Vial : 2 Sample Multiplier: 1

Quant Time: Jun 27 11:32:07 2014
Quant Method : C:\msdchem\1\METHODS\M3E2680.M
Quant Title : Semi Volatile GC/MS, rtx-5msi 30m x .25mm x .25MoFri Jun 27 11:26:05 2014
QLast Update : Fri Jun 27 11:26:05 2014
Response via : Initial Calibration

Internal Standards	R.T.	QIon	Response	Conc	Units	Dev(Min)
1) 1,4-Dichlorobenzene-d4	4.711	152	325076	40.00	ppb	0.00
24) Naphthalene-d8	5.802	136	1195216	40.00	ppb	0.00
47) Acenaphthene-d10	7.877	164	650509	40.00	ppb	0.00
69) Phenanthrene-d10	10.060	188	945033	40.00	ppb	0.00
83) Chrysene-d12	14.253	240	799949	40.00	ppb	0.00
92) Perylene-d12	16.382	264	725596	40.00	ppb	0.00
102) 1,4-Dichlorobenzene-d4a	4.711	152	325076	40.00	ppb	0.00
104) Acenaphthene-d10a	7.877	164	650509	40.00	ppb	0.00
106) Phenanthrene-d10a	10.060	188	945033	40.00	ppb	0.00
110) Chrysene-d12a	14.253	240	799949	40.00	ppb	0.00
112) Naphthalene-d8a	5.802	136	1195216	40.00	ppb	0.00
System Monitoring Compounds						
5) 2-Fluorophenol	0.000	112	0	0.00	ppb	
Spiked Amount 50.000			Recovery =	0.00%		
8) Phenol-d5	0.000	99	0d	0.00	ppb	
Spiked Amount 50.000			Recovery =	0.00%		
25) Nitrobenzene-d5	0.000	82	0d	0.00	ppb	
Spiked Amount 50.000			Recovery =	0.00%		
51) 2-Fluorobiphenyl	0.000	172	0	0.00	ppb	
Spiked Amount 50.000			Recovery =	0.00%		
73) 2,4,6-Tribromophenol	0.000	330	0	0.00	ppb	
Spiked Amount 50.000			Recovery =	0.00%		
85) Terphenyl-d14	0.000	244	0	0.00	ppb	
Spiked Amount 50.000			Recovery =	0.00%		
108) o-Terphenyl	0.000	230	0	0.00	ppb	
Spiked Amount 50.000			Recovery =	0.00%		
109) 1-Chlorooctadecane	0.000	57	0	0.00	ppb	
Spiked Amount 50.000			Recovery =	0.00%		
Target Compounds						Qvalue
9) Phenol	4.470	94	619952	41.44	ppb #	61
12) 2-Chlorophenol	4.561	128	566257	44.80	ppb	93
19) 2-Methylphenol	4.919	108	477049	46.73	ppb	99
21) 3&4-Methylphenol	5.043	108	492298	45.45	ppb	100
29) 2-Nitrophenol	5.449	139	319018	46.67	ppb	81
30) 2,4-Dimethylphenol	5.492	107	529092	53.69	ppb	95
31) Benzoic acid	5.636	105	369257	44.62	ppb	96
33) 2,4-Dichlorophenol	5.679	162	441891	46.96	ppb	97
34) 2,6-Dichlorophenol	5.893	162	433192	45.82	ppb	97
43) 4-Chloro-3-methylphenol	6.406	107	451433	45.42	ppb #	98
49) 2,4,6-Trichlorophenol	6.909	196	285024	48.35	ppb	95
50) 2,4,5-Trichlorophenol	6.963	196	295314	47.95	ppb	98
60) 2,4-Dinitrophenol	8.011	184	115795	39.47	ppb	95
61) 4-Nitrophenol	8.145	109	120338	45.10	ppb	89
64) 2,3,4,6-Tetrachlorophenol	8.369	232	211827	45.84	ppb	98
70) 4,6-Dinitro-2-methylph...	8.787	198	171060	47.23	ppb #	80
76) Pentachlorophenol	9.808	266	146342	51.84	ppb	98

Quantitation Report (QT Reviewed)

Data Path : C:\msdchem\1\DATA\E3e2681\
Data File : 3E62582.D
Acq On : 27 Jun 2014 9:29 am
Operator : saumilp
Sample : icv2680-50
Misc : op75684,e3e2681,acid
ALS Vial : 2 Sample Multiplier: 1

Quant Time: Jun 27 11:32:07 2014
Quant Method : C:\msdchem\1\METHODS\M3E2680.M
Quant Title : Semi Volatile GC/MS, rtx-5msi 30m x .25mm x .25MoFri Jun 27 11:26:05 2014
QLast Update : Fri Jun 27 11:26:05 2014
Response via : Initial Calibration

Internal Standards	R.T.	QIon	Response	Conc	Units	Dev(Min)

(#) = qualifier out of range (m) = manual integration (+) = signals summed

9.6.20

9

Quantitation Report (QT Reviewed)

Data Path : C:\msdchem\1\DATA\E3e2681\
Data File : 3E62582.D
Acq On : 27 Jun 2014 9:29 am
Operator : saumilp
Sample : icv2680-50
Misc : op75684,e3e2681,acid
ALS Vial : 2 Sample Multiplier: 1

Quant Time: Jun 27 11:32:07 2014
Quant Method : C:\msdchem\1\METHODS\M3E2680.M
Quant Title : Semi Volatile GC/MS, rtx-5msi 30m x .25mm x .25MoFri Jun 27 11:26:05 2014
QLast Update : Fri Jun 27 11:26:05 2014
Response via : Initial Calibration

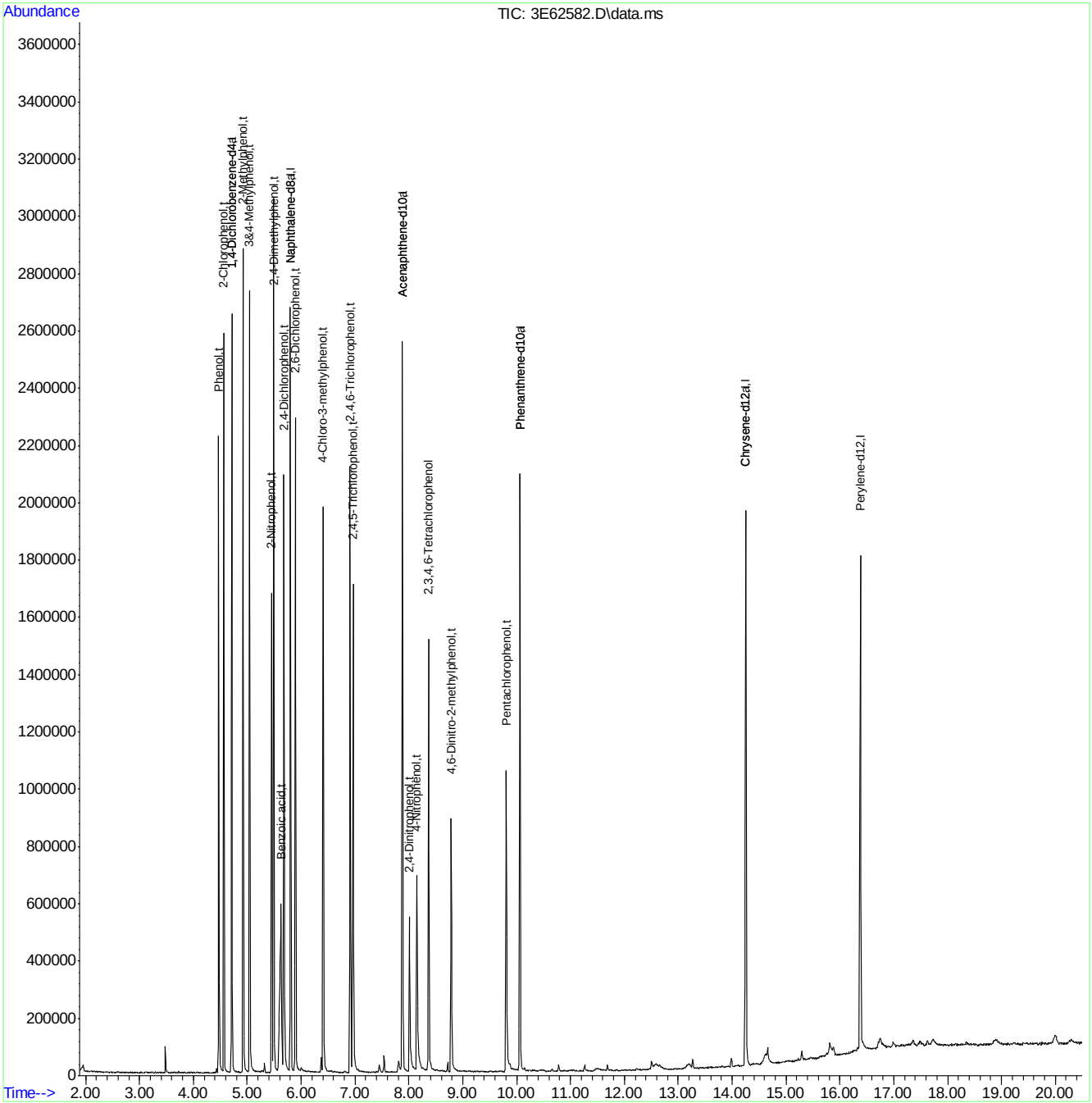

Quantitation Report (QT Reviewed)

Data Path : C:\msdchem\1\DATA\E3e2681\
Data File : 3E62584.D
Acq On : 27 Jun 2014 10:23 am
Operator : saumilp
Sample : icv2680-50
Misc : op75684,e3e2681,bn2
ALS Vial : 4 Sample Multiplier: 1

Quant Time: Jun 27 11:39:02 2014
Quant Method : C:\msdchem\1\METHODS\M3E2680.M
Quant Title : Semi Volatile GC/MS, rtx-5msi 30m x .25mm x .25MoFri Jun 27 11:26:05 2014
QLast Update : Fri Jun 27 11:26:05 2014
Response via : Initial Calibration

Internal Standards	R.T.	QIon	Response	Conc	Units	Dev(Min)
1) 1,4-Dichlorobenzene-d4	4.711	152	436731	40.00	ppb	0.00
24) Naphthalene-d8	5.807	136	1642591	40.00	ppb	0.00
47) Acenaphthene-d10	7.883	164	875871	40.00	ppb	0.00
69) Phenanthrene-d10	10.060	188	1267355	40.00	ppb	0.00
83) Chrysene-d12	14.253	240	1030662	40.00	ppb	0.00
92) Perylene-d12	16.382	264	839910	40.00	ppb	0.00
102) 1,4-Dichlorobenzene-d4a	4.711	152	436731	40.00	ppb	0.00
104) Acenaphthene-d10a	7.883	164	875871	40.00	ppb	0.00
106) Phenanthrene-d10a	10.060	188	1267355	40.00	ppb	0.00
110) Chrysene-d12a	14.253	240	1030662	40.00	ppb	0.00
112) Naphthalene-d8a	5.807	136	1642591	40.00	ppb	0.00
System Monitoring Compounds						
5) 2-Fluorophenol	0.000	112	0	0.00	ppb	
Spiked Amount 50.000			Recovery =	0.00%		
8) Phenol-d5	0.000	99	0d	0.00	ppb	
Spiked Amount 50.000			Recovery =	0.00%		
25) Nitrobenzene-d5	0.000	82	0	0.00	ppb	
Spiked Amount 50.000			Recovery =	0.00%		
51) 2-Fluorobiphenyl	0.000	172	0	0.00	ppb	
Spiked Amount 50.000			Recovery =	0.00%		
73) 2,4,6-Tribromophenol	0.000	330	0	0.00	ppb	
Spiked Amount 50.000			Recovery =	0.00%		
85) Terphenyl-d14	0.000	244	0	0.00	ppb	
Spiked Amount 50.000			Recovery =	0.00%		
108) o-Terphenyl	0.000	230	0	0.00	ppb	
Spiked Amount 50.000			Recovery =	0.00%		
109) 1-Chlorooctadecane	0.000	57	0	0.00	ppb	
Spiked Amount 50.000			Recovery =	0.00%		
Target Compounds						Qvalue
2) 1,4-Dioxane	2.288	88	266979	50.21	ppb	100
6) Indene	4.914	116	1397288	49.50	ppb	98
7) Cumene	4.117	105	1845593	48.36	ppb	97
13) Decane	4.588	43	543718	47.94	ppb	96
18) Acetophenone	5.032	105	1048280	47.37	ppb	98
27) Quinoline	6.171	129	1533167	46.95	ppb	98
40) 2,3-Dichloroaniline	6.904	161	645497	40.13	ppb	97
41) Caprolactam	6.246	55	210486	44.90	ppb	97
45) 1-Methylnaphthalene	6.679	141	1325885	46.00	ppb	99
46) Dimethylnaphthalene	7.326	156	1345866	47.10	ppb	99
53) Biphenyl	7.123	154	1816287	48.95	ppb	98
82) Octadecane	9.990	57	704413	53.19	ppb	98

(#) = qualifier out of range (m) = manual integration (+) = signals summed

Quantitation Report (QT Reviewed)

Data Path : C:\msdchem\1\DATA\E3e2681\
Data File : 3E62584.D
Acq On : 27 Jun 2014 10:23 am
Operator : saumilp
Sample : icv2680-50
Misc : op75684,e3e2681,bn2
ALS Vial : 4 Sample Multiplier: 1

Quant Time: Jun 27 11:39:02 2014
Quant Method : C:\msdchem\1\METHODS\M3E2680.M
Quant Title : Semi Volatile GC/MS, rtx-5msi 30m x .25mm x .25MoFri Jun 27 11:26:05 2014
QLast Update : Fri Jun 27 11:26:05 2014
Response via : Initial Calibration

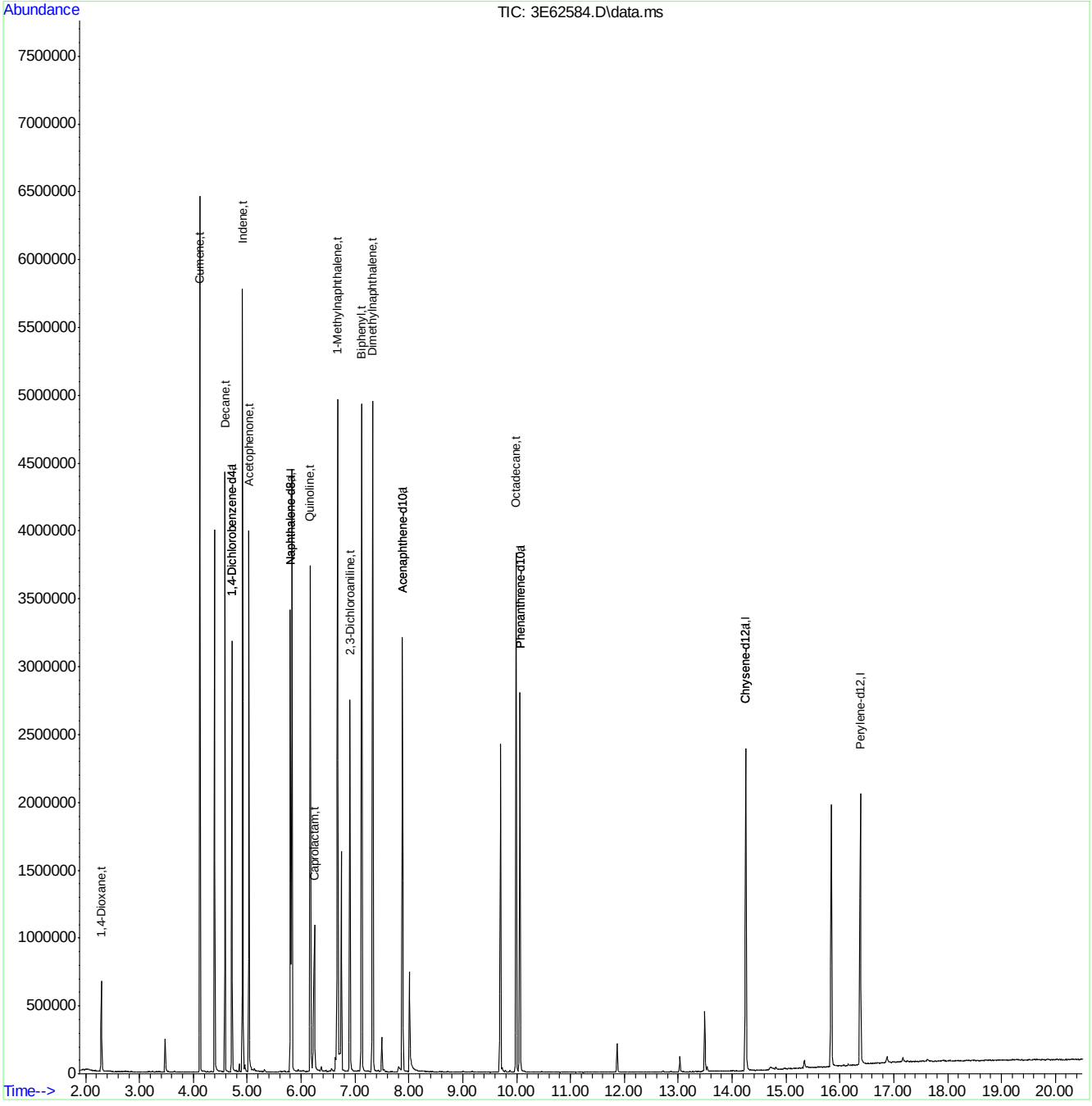

ACCUTEST LABORATORIES JB70128

Quantitation Report (QT Reviewed)

Data Path : C:\msdchem\1\DATA\E3e2681\
Data File : 3E62585.D
Acq On : 27 Jun 2014 10:50 am
Operator : saumilp
Sample : icv2680-50
Misc : op75684,e3e2681,aniline
ALS Vial : 5 Sample Multiplier: 1

Quant Time: Jun 27 11:40:28 2014
Quant Method : C:\msdchem\1\METHODS\M3E2680.M
Quant Title : Semi Volatile GC/MS, rtx-5msi 30m x .25mm x .25MoFri Jun 27 11:26:05 2014
QLast Update : Fri Jun 27 11:26:05 2014
Response via : Initial Calibration

Internal Standards	R.T.	QIon	Response	Conc	Units	Dev(Min)
1) 1,4-Dichlorobenzene-d4	4.716	152	328601	40.00	ppb	0.00
24) Naphthalene-d8	5.807	136	1315344	40.00	ppb	0.00
47) Acenaphthene-d10	7.877	164	724198	40.00	ppb	0.00
69) Phenanthrene-d10	10.059	188	1070676	40.00	ppb	0.00
83) Chrysene-d12	14.253	240	871025	40.00	ppb	0.00
92) Perylene-d12	16.381	264	757277	40.00	ppb	0.00
102) 1,4-Dichlorobenzene-d4a	4.716	152	328601	40.00	ppb	0.00
104) Acenaphthene-d10a	7.877	164	724198	40.00	ppb	0.00
106) Phenanthrene-d10a	10.059	188	1070676	40.00	ppb	0.00
110) Chrysene-d12a	14.253	240	871025	40.00	ppb	0.00
112) Naphthalene-d8a	5.807	136	1315344	40.00	ppb	0.00
System Monitoring Compounds						
5) 2-Fluorophenol	0.000	112	0	0.00	ppb	
Spiked Amount 50.000			Recovery =	0.00%		
8) Phenol-d5	0.000	99	0d	0.00	ppb	
Spiked Amount 50.000			Recovery =	0.00%		
25) Nitrobenzene-d5	0.000	82	0	0.00	ppb	
Spiked Amount 50.000			Recovery =	0.00%		
51) 2-Fluorobiphenyl	0.000	172	0	0.00	ppb	
Spiked Amount 50.000			Recovery =	0.00%		
73) 2,4,6-Tribromophenol	0.000	330	0	0.00	ppb	
Spiked Amount 50.000			Recovery =	0.00%		
85) Terphenyl-d14	0.000	244	0	0.00	ppb	
Spiked Amount 50.000			Recovery =	0.00%		
108) o-Terphenyl	0.000	230	0	0.00	ppb	
Spiked Amount 50.000			Recovery =	0.00%		
109) 1-Chlorooctadecane	0.000	57	0	0.00	ppb	
Spiked Amount 50.000			Recovery =	0.00%		
Target Compounds						Qvalue
3) Pyridine	2.721	79	574131	58.62	ppb	96
10) Aniline	4.475	93	874931	55.37	ppb	68
16) Benzyl alcohol	4.834	108	392501	50.00	ppb	99
39) 4-Chloroaniline	5.882	127	741099	47.23	ppb	97
44) 2-Methylnaphthalene	6.561	141	1057826	47.06	ppb	97
54) 2-Nitroaniline	7.294	65	276045	43.99	ppb	99
58) 3-Nitroaniline	7.845	138	311598	44.79	ppb	95
62) Dibenzofuran	8.166	168	1485019	47.00	ppb	99
68) 4-Nitroaniline	8.722	138	294804	42.94	ppb	95
79) Carbazole	10.455	167	1472992	44.82	ppb	99

(#) = qualifier out of range (m) = manual integration (+) = signals summed

Quantitation Report (QT Reviewed)

Data Path : C:\msdchem\1\DATA\E3e2681\
Data File : 3E62585.D
Acq On : 27 Jun 2014 10:50 am
Operator : saumilp
Sample : icv2680-50
Misc : op75684,e3e2681,aniline
ALS Vial : 5 Sample Multiplier: 1

Quant Time: Jun 27 11:40:28 2014
Quant Method : C:\msdchem\1\METHODS\M3E2680.M
Quant Title : Semi Volatile GC/MS, rtx-5msi 30m x .25mm x .25MoFri Jun 27 11:26:05 2014
QLast Update : Fri Jun 27 11:26:05 2014
Response via : Initial Calibration

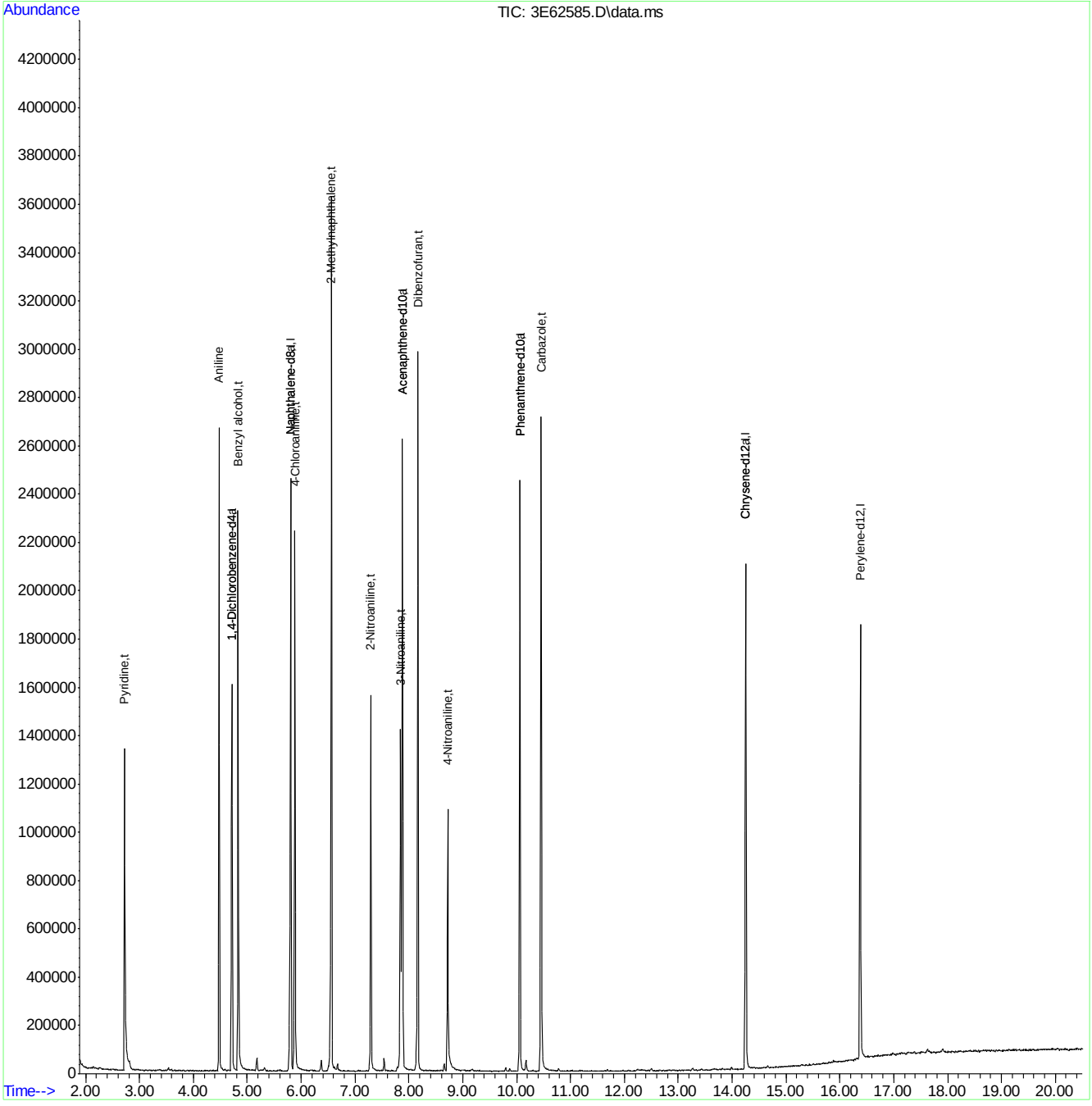

Quantitation Report (QT Reviewed)

Data Path : C:\msdchem\1\DATA\E3e2681\
Data File : 3E62586.D
Acq On : 27 Jun 2014 11:16 am
Operator : saumilp
Sample : icv2680-50
Misc : op75684,e3e2681,surr
ALS Vial : 6 Sample Multiplier: 1

Quant Time: Jun 27 11:41:12 2014
Quant Method : C:\msdchem\1\METHODS\M3E2680.M
Quant Title : Semi Volatile GC/MS, rtx-5msi 30m x .25mm x .25MoFri Jun 27 11:26:05 2014
QLast Update : Fri Jun 27 11:26:05 2014
Response via : Initial Calibration

Internal Standards	R.T.	QIon	Response	Conc	Units	Dev(Min)
1) 1,4-Dichlorobenzene-d4	4.711	152	380866	40.00	ppb	0.00
24) Naphthalene-d8	5.802	136	1370449	40.00	ppb	0.00
47) Acenaphthene-d10	7.877	164	739349	40.00	ppb	0.00
69) Phenanthrene-d10	10.060	188	1080814	40.00	ppb	0.00
83) Chrysene-d12	14.253	240	910017	40.00	ppb	0.00
92) Perylene-d12	16.382	264	788699	40.00	ppb	0.00
102) 1,4-Dichlorobenzene-d4a	4.711	152	380866	40.00	ppb	0.00
104) Acenaphthene-d10a	7.877	164	739349	40.00	ppb	0.00
106) Phenanthrene-d10a	10.060	188	1080814	40.00	ppb	0.00
110) Chrysene-d12a	14.253	240	910017	40.00	ppb	0.00
112) Naphthalene-d8a	5.802	136	1370449	40.00	ppb	0.00
System Monitoring Compounds						
5) 2-Fluorophenol	3.754	112	516081	41.74	ppb	0.00
Spiked Amount 50.000			Recovery = 83.48%			
8) Phenol-d5	4.460	99	601625	39.03	ppb	0.00
Spiked Amount 50.000			Recovery = 78.06%			
25) Nitrobenzene-d5	5.155	82	526444	42.50	ppb	0.00
Spiked Amount 50.000			Recovery = 85.00%			
51) 2-Fluorobiphenyl	7.000	172	1035395	41.63	ppb	0.00
Spiked Amount 50.000			Recovery = 83.26%			
73) 2,4,6-Tribromophenol	9.017	330	101447	42.17	ppb	0.00
Spiked Amount 50.000			Recovery = 84.34%			
85) Terphenyl-d14	12.611	244	894835	44.17	ppb	0.00
Spiked Amount 50.000			Recovery = 88.34%			
108) o-Terphenyl	0.000	230	0	0.00	ppb	
Spiked Amount 50.000			Recovery = 0.00%			
109) 1-Chlorooctadecane	0.000	57	0	0.00	ppb	
Spiked Amount 50.000			Recovery = 0.00%			

Target Compounds	Qvalue

(#) = qualifier out of range (m) = manual integration (+) = signals summed

Quantitation Report (QT Reviewed)

Data Path : C:\msdchem\1\DATA\E3e2681\
Data File : 3E62586.D
Acq On : 27 Jun 2014 11:16 am
Operator : saumilp
Sample : icv2680-50
Misc : op75684,e3e2681,surr
ALS Vial : 6 Sample Multiplier: 1

Quant Time: Jun 27 11:41:12 2014
Quant Method : C:\msdchem\1\METHODS\M3E2680.M
Quant Title : Semi Volatile GC/MS, rtx-5msi 30m x .25mm x .25MoFri Jun 27 11:26:05 2014
QLast Update : Fri Jun 27 11:26:05 2014
Response via : Initial Calibration

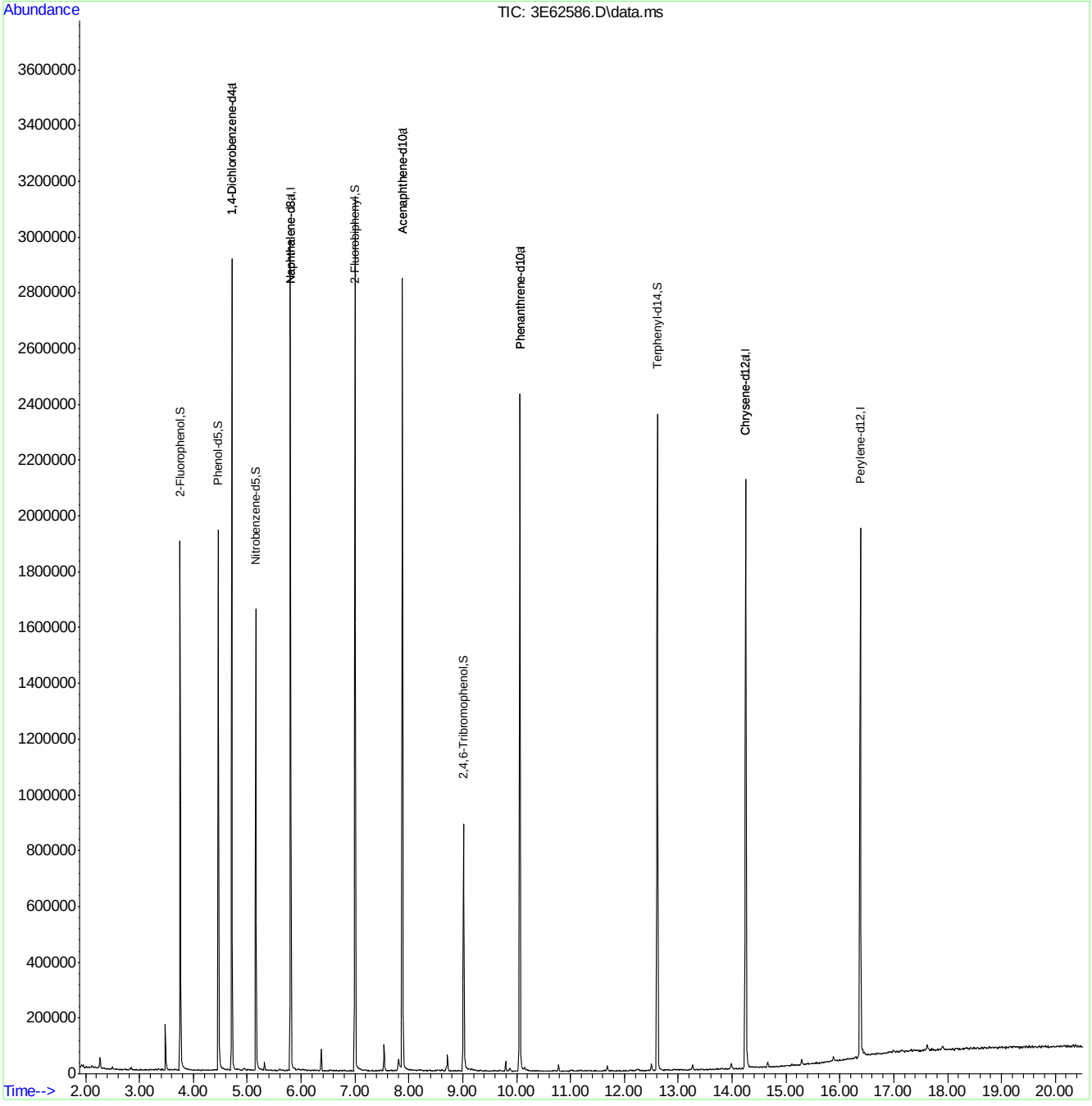

Quantitation Report (QT Reviewed)

Data Path : C:\msdchem\1\DATA\E3e2681\
Data File : 3E62587.D
Acq On : 27 Jun 2014 11:43 am
Operator : saumilp
Sample : icv2680-50
Misc : op75684,e3e2681,ben
ALS Vial : 7 Sample Multiplier: 1

Quant Time: Jun 27 12:11:48 2014
Quant Method : C:\msdchem\1\METHODS\M3E2680.M
Quant Title : Semi Volatile GC/MS, rtx-5msi 30m x .25mm x .25MoFri Jun 27 11:26:05 2014
QLast Update : Fri Jun 27 11:26:05 2014
Response via : Initial Calibration

Internal Standards	R.T.	QIon	Response	Conc	Units	Dev(Min)
1) 1,4-Dichlorobenzene-d4	4.711	152	275456	40.00	ppb	0.00
24) Naphthalene-d8	5.802	136	1044355	40.00	ppb	0.00
47) Acenaphthene-d10	7.877	164	591564	40.00	ppb	0.00
69) Phenanthrene-d10	10.059	188	908886	40.00	ppb	0.00
83) Chrysene-d12	14.253	240	881051	40.00	ppb	0.00
92) Perylene-d12	16.381	264	801058	40.00	ppb	0.00
102) 1,4-Dichlorobenzene-d4a	4.711	152	275456	40.00	ppb	0.00
104) Acenaphthene-d10a	7.877	164	591564	40.00	ppb	0.00
106) Phenanthrene-d10a	10.059	188	908886	40.00	ppb	0.00
110) Chrysene-d12a	14.253	240	881051	40.00	ppb	0.00
112) Naphthalene-d8a	5.802	136	1044355	40.00	ppb	0.00
System Monitoring Compounds						
5) 2-Fluorophenol	0.000	112	0	0.00	ppb	
Spiked Amount 50.000			Recovery =	0.00%		
8) Phenol-d5	0.000	99	0d	0.00	ppb	
Spiked Amount 50.000			Recovery =	0.00%		
25) Nitrobenzene-d5	0.000	82	0	0.00	ppb	
Spiked Amount 50.000			Recovery =	0.00%		
51) 2-Fluorobiphenyl	0.000	172	0	0.00	ppb	
Spiked Amount 50.000			Recovery =	0.00%		
73) 2,4,6-Tribromophenol	0.000	330	0	0.00	ppb	
Spiked Amount 50.000			Recovery =	0.00%		
85) Terphenyl-d14	0.000	244	0	0.00	ppb	
Spiked Amount 50.000			Recovery =	0.00%		
108) o-Terphenyl	0.000	230	0	0.00	ppb	
Spiked Amount 50.000			Recovery =	0.00%		
109) 1-Chlorooctadecane	0.000	57	0	0.00	ppb	
Spiked Amount 50.000			Recovery =	0.00%		
Target Compounds						Qvalue
89) 3,3'-Dichlorobenzidine	14.237	252	413592	42.44	ppb	96

(#) = qualifier out of range (m) = manual integration (+) = signals summed

Quantitation Report (QT Reviewed)

Data Path : C:\msdchem\1\DATA\E3e2681\
Data File : 3E62587.D
Acq On : 27 Jun 2014 11:43 am
Operator : saumilp
Sample : icv2680-50
Misc : op75684,e3e2681,ben
ALS Vial : 7 Sample Multiplier: 1

Quant Time: Jun 27 12:11:48 2014
Quant Method : C:\msdchem\1\METHODS\M3E2680.M
Quant Title : Semi Volatile GC/MS, rtx-5msi 30m x .25mm x .25MoFri Jun 27 11:26:05 2014
QLast Update : Fri Jun 27 11:26:05 2014
Response via : Initial Calibration

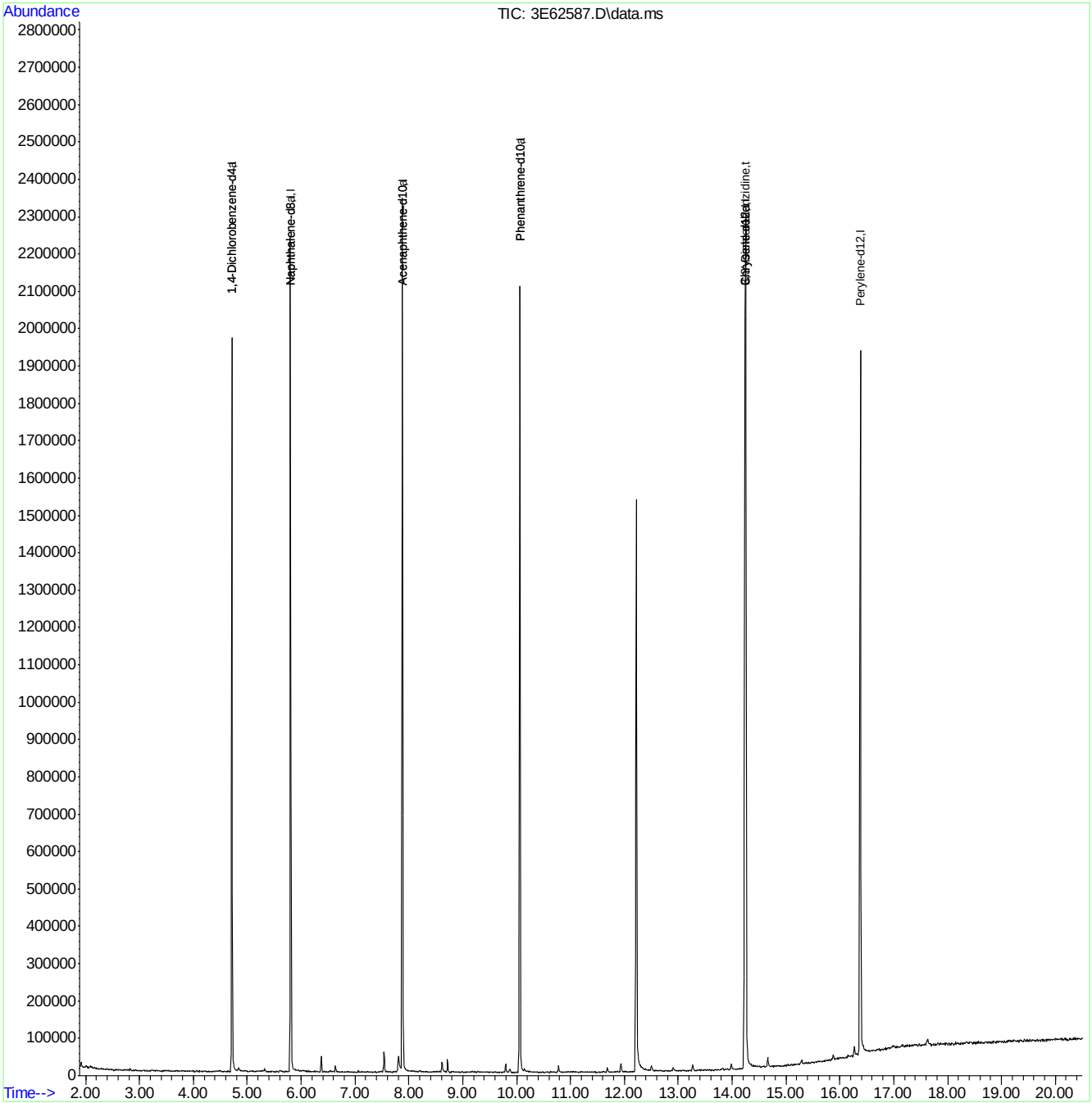

Quantitation Report (QT Reviewed)

Data Path : C:\msdchem\1\DATA\E3e2681\
Data File : 3E62588.D
Acq On : 27 Jun 2014 12:13 pm
Operator : saumilp
Sample : icv2680-50
Misc : op75684,e3e2681,ben
ALS Vial : 8 Sample Multiplier: 1

Quant Time: Jun 27 12:45:29 2014
Quant Method : C:\msdchem\1\METHODS\M3E2680.M
Quant Title : Semi Volatile GC/MS, rtx-5msi 30m x .25mm x .25MoFri Jun 27 11:26:05 2014
QLast Update : Fri Jun 27 11:26:05 2014
Response via : Initial Calibration

Internal Standards	R.T.	QIon	Response	Conc	Units		Dev(Min)
1) 1,4-Dichlorobenzene-d4	4.711	152	397302	40.00	ppb		0.00
24) Naphthalene-d8	5.807	136	1408985	40.00	ppb		0.00
47) Acenaphthene-d10	7.877	164	744915	40.00	ppb		0.00
69) Phenanthrene-d10	10.059	188	1081220	40.00	ppb		0.00
83) Chrysene-d12	14.258	240	943926	40.00	ppb		0.00
92) Perylene-d12	16.382	264	787917	40.00	ppb		0.00
102) 1,4-Dichlorobenzene-d4a	4.711	152	397302	40.00	ppb		0.00
104) Acenaphthene-d10a	7.877	164	744915	40.00	ppb		0.00
106) Phenanthrene-d10a	10.059	188	1081220	40.00	ppb		0.00
110) Chrysene-d12a	14.258	240	943926	40.00	ppb		0.00
112) Naphthalene-d8a	5.807	136	1408985	40.00	ppb		0.00
System Monitoring Compounds							
5) 2-Fluorophenol	0.000	112	0	0.00	ppb		
Spiked Amount 50.000			Recovery =	0.00%			
8) Phenol-d5	0.000	99	0d	0.00	ppb		
Spiked Amount 50.000			Recovery =	0.00%			
25) Nitrobenzene-d5	0.000	82	0d	0.00	ppb		
Spiked Amount 50.000			Recovery =	0.00%			
51) 2-Fluorobiphenyl	0.000	172	0	0.00	ppb		
Spiked Amount 50.000			Recovery =	0.00%			
73) 2,4,6-Tribromophenol	0.000	330	0	0.00	ppb		
Spiked Amount 50.000			Recovery =	0.00%			
85) Terphenyl-d14	0.000	244	0d	0.00	ppb		
Spiked Amount 50.000			Recovery =	0.00%			
108) o-Terphenyl	0.000	230	0	0.00	ppb		
Spiked Amount 50.000			Recovery =	0.00%			
109) 1-Chlorooctadecane	0.000	57	0	0.00	ppb		
Spiked Amount 50.000			Recovery =	0.00%			
Target Compounds							Qvalue
4) N-Nitrosodimethylamine	2.582	74	291576	43.73	ppb		96
11) bis(2-Chloroethyl)ether	4.508	93	510636	43.13	ppb		97
14) 1,3-Dichlorobenzene	4.668	146	704372	40.77	ppb		98
15) 1,4-Dichlorobenzene	4.727	146	698612	40.34	ppb		98
17) 1,2-Dichlorobenzene	4.845	146	650421	39.65	ppb		99
20) 2,2'-oxybis(1-Chloropr...	4.919	121	211247	40.28	ppb	#	76
22) n-Nitroso-di-n-propyla...	5.026	70	353945	40.47	ppb		97
23) Hexachloroethane	5.112	201	217390	41.16	ppb		90
26) Nitrobenzene	5.176	77	530288	40.45	ppb		96
28) Isophorone	5.374	82	899918	40.18	ppb		99
32) bis(2-Chloroethoxy)met...	5.561	93	568296	45.09	ppb		99
36) 1,2,4-Trichlorobenzene	5.754	180	482925	41.62	ppb		98
38) Naphthalene	5.829	128	1650913	40.63	ppb		99
42) Hexachlorobutadiene	5.946	225	251867	41.95	ppb		98
48) Hexachlorocyclopentadiene	6.749	237	129349	38.17	ppb		97
52) 2-Chloronaphthalene	7.150	162	970190	41.56	ppb		98
55) Dimethylphthalate	7.530	163	1056155	41.79	ppb		99
56) Acenaphthylene	7.685	152	1333211	35.37	ppb		99
57) 2,6-Dinitrotoluene	7.615	165	248498	38.77	ppb		90

Quantitation Report (QT Reviewed)

Data Path : C:\msdchem\1\DATA\E3e2681\
Data File : 3E62588.D
Acq On : 27 Jun 2014 12:13 pm
Operator : saumilp
Sample : icv2680-50
Misc : op75684,e3e2681,ben
ALS Vial : 8 Sample Multiplier: 1

Quant Time: Jun 27 12:45:29 2014
Quant Method : C:\msdchem\1\METHODS\M3E2680.M
Quant Title : Semi Volatile GC/MS, rtx-5msi 30m x .25mm x .25MoFri Jun 27 11:26:05 2014
QLast Update : Fri Jun 27 11:26:05 2014
Response via : Initial Calibration

Internal Standards	R.T.	QIon	Response	Conc	Units	Dev(Min)
59) Acenaphthene	7.925	153	1027992	42.73	ppb	98
63) 2,4-Dinitrotoluene	8.187	165	320604	37.68	ppb	99
65) Diethylphthalate	8.530	149	1042280	41.04	ppb	99
66) Fluorene	8.658	166	1099205	41.71	ppb	99
67) 4-Chlorophenyl-phenyle...	8.669	204	491006	43.18	ppb	100
71) n-Nitrosodiphenylamine	8.851	169	726671	42.93	ppb	99
72) 1,2-Diphenylhydrazine	8.904	77	954156	44.58	ppb	99
74) 4-Bromophenyl-phenylether	9.396	248	250706	44.61	ppb	96
75) Hexachlorobenzene	9.493	284	243568	41.76	ppb	98
77) Phenanthrene	10.097	178	1413293	41.49	ppb	98
78) Anthracene	10.177	178	1443250	41.70	ppb	99
80) Di-n-butylphthalate	11.060	149	1660850	43.16	ppb	99
81) Fluoranthene	11.964	202	1405084	41.28	ppb	98
84) Pyrene	12.317	202	1426824	42.61	ppb	99
86) Butylbenzylphthalate	13.440	149	703861	43.42	ppb	99
88) Benzo[a]anthracene	14.242	228	1200604	40.31	ppb	99
90) Chrysene	14.301	228	1161559	42.96	ppb	99
91) bis(2-Ethylhexyl)phtha...	14.392	149	995922	43.19	ppb	100
93) Di-n-octylphthalate	15.381	149	1663495	43.24	ppb	100
94) Benzo[b]fluoranthene	15.863	252	1114215	39.77	ppb	98
95) Benzo[k]fluoranthene	15.900	252	1096431	41.12	ppb	99
96) Benzo[a]pyrene	16.307	252	1021098	42.03	ppb	99
97) Indeno[1,2,3-cd]pyrene	17.965	276	1149925	40.08	ppb	99
99) Dibenz[a,h]anthracene	17.986	278	983990	40.93	ppb	99
101) Benzo[g,h,i]perylene	18.414	276	957204	41.74	ppb	99

(#) = qualifier out of range (m) = manual integration (+) = signals summed

9.6.25

9

Quantitation Report (QT Reviewed)

Data Path : C:\msdchem\1\DATA\E3e2681\
Data File : 3E62588.D
Acq On : 27 Jun 2014 12:13 pm
Operator : saumilp
Sample : icv2680-50
Misc : op75684,e3e2681,ben
ALS Vial : 8 Sample Multiplier: 1

Quant Time: Jun 27 12:45:29 2014
Quant Method : C:\msdchem\1\METHODS\M3E2680.M
Quant Title : Semi Volatile GC/MS, rtx-5msi 30m x .25mm x .25MoFri Jun 27 11:26:05 2014
QLast Update : Fri Jun 27 11:26:05 2014
Response via : Initial Calibration

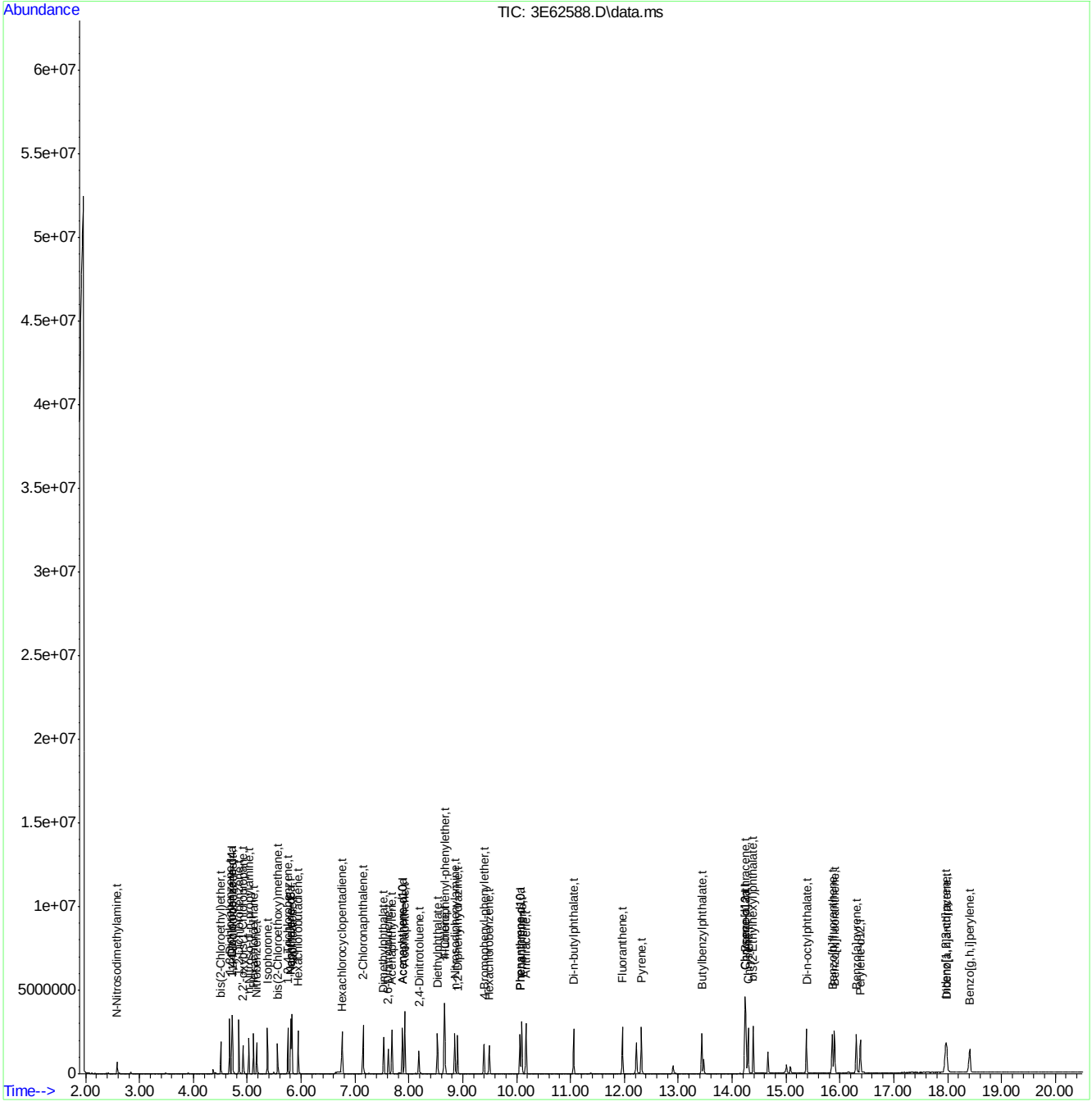

ACCUTEST LABORATORIES
JB70128

Manual Integrations APPROVED (compounds with "m" flag)
Nina Pandya
07/07/14 08:59

Quantitation Report (QT Reviewed)

Data Path : C:\msdchem\1\DATA\E3e2691\
Data File : 3E62821.D
Acq On : 3 Jul 2014 10:47 pm
Operator : ashleyd
Sample : cc2680-50
Misc : op75684,e3e2691
ALS Vial : 2 Sample Multiplier: 1

Quant Time: Jul 05 13:12:40 2014
Quant Method : C:\msdchem\1\METHODS\M3E2680.M
Quant Title : Semi Volatile GC/MS, rtx-5msi 30m x .25mm x .25MoThu Jul 03 11:45:03 2014
QLast Update : Thu Jul 03 11:45:03 2014
Response via : Initial Calibration

Internal Standards	R.T.	QIon	Response	Conc	Units	Dev(Min)
1) 1,4-Dichlorobenzene-d4	4.668	152	187925	40.00	ppb	-0.04
24) Naphthalene-d8	5.754	136	688227	40.00	ppb	-0.05
47) Acenaphthene-d10	7.813	164	395135	40.00	ppb	-0.07
69) Phenanthrene-d10	9.990	188	668329	40.00	ppb	-0.07
83) Chrysene-d12	14.183	240	685497	40.00	ppb	-0.07
92) Perylene-d12	16.307	264	570428	40.00	ppb	-0.07
102) 1,4-Dichlorobenzene-d4a	4.668	152	187925	40.00	ppb	-0.04
104) Acenaphthene-d10a	7.813	164	395135	40.00	ppb	-0.07
106) Phenanthrene-d10a	9.990	188	668329	40.00	ppb	-0.07
110) Chrysene-d12a	14.183	240	685497	40.00	ppb	-0.07
112) Naphthalene-d8a	5.754	136	688227	40.00	ppb	-0.05
System Monitoring Compounds						
5) 2-Fluorophenol	3.711	112	269106	44.12	ppb	-0.04
Spiked Amount 50.000			Recovery =	88.24%		
8) Phenol-d5	4.427	99	342235	44.99	ppb	-0.04
Spiked Amount 50.000			Recovery =	89.98%		
25) Nitrobenzene-d5	5.112	82	323248	51.97	ppb	-0.05
Spiked Amount 50.000			Recovery =	103.94%		
51) 2-Fluorobiphenyl	6.936	172	660208	49.67	ppb	-0.06
Spiked Amount 50.000			Recovery =	99.34%		
73) 2,4,6-Tribromophenol	8.952	330	85383	57.39	ppb	-0.07
Spiked Amount 50.000			Recovery =	114.78%		
85) Terphenyl-d14	12.536	244	720553	47.22	ppb	-0.08
Spiked Amount 50.000			Recovery =	94.44%		
108) o-Terphenyl	0.000	230	0	0.00	ppb	
Spiked Amount 50.000			Recovery =	0.00%		
109) 1-Chlorooctadecane	0.000	57	0d	0.00	ppb	
Spiked Amount 50.000			Recovery =	0.00%		
Target Compounds						Qvalue
2) 1,4-Dioxane	2.213	88	93018	40.66	ppb	93
3) Pyridine	2.555	79	254130	45.37	ppb	97
4) N-Nitrosodimethylamine	2.518	74	146451	46.43	ppb	77
6) Indene	4.866	116	540500	44.50	ppb	98
7) Cumene	4.069	105	755017	45.98	ppb	95
9) Phenol	4.433	94	401267	46.39	ppb	98
10) Aniline	4.427	93	408711	45.23	ppb	85
11) bis(2-Chloroethyl)ether	4.470	93	257846	46.04	ppb	98
12) 2-Chlorophenol	4.524	128	319928	43.79	ppb	96
13) Decane	4.540	43	224442	45.99	ppb	95
14) 1,3-Dichlorobenzene	4.625	146	365192	44.68	ppb	98
15) 1,4-Dichlorobenzene	4.679	146	371145	45.31	ppb	97
16) Benzyl alcohol	4.786	108	196449	43.76	ppb	74
17) 1,2-Dichlorobenzene	4.796	146	342698	44.17	ppb	95
18) Acetophenone	4.989	105	436149	45.80	ppb	95
19) 2-Methylphenol	4.882	108	270729	45.88	ppb	99
20) 2,2'-oxybis(1-Chloropr...	4.877	121	111227	44.84	ppb	91
21) 3&4-Methylphenol	5.005	108	290130	46.33	ppb	99
22) n-Nitroso-di-n-propyla...	4.984	70	215179	52.01	ppb	90

Quantitation Report (QT Reviewed)

Data Path : C:\msdchem\1\DATA\E3e2691\
Data File : 3E62821.D
Acq On : 3 Jul 2014 10:47 pm
Operator : ashleyd
Sample : cc2680-50
Misc : op75684,e3e2691
ALS Vial : 2 Sample Multiplier: 1

Quant Time: Jul 05 13:12:40 2014
Quant Method : C:\msdchem\1\METHODS\M3E2680.M
Quant Title : Semi Volatile GC/MS, rtx-5msi 30m x .25mm x .25MoThu Jul 03 11:45:03 2014
QLast Update : Thu Jul 03 11:45:03 2014
Response via : Initial Calibration

Internal Standards	R.T.	QIon	Response	Conc	Units		Dev(Min)
23) Hexachloroethane	5.064	201	125750	50.34	ppb		98
26) Nitrobenzene	5.128	77	330058	51.54	ppb		91
27) Quinoline	6.123	129	617976	45.17	ppb		97
28) Isophorone	5.331	82	537895	49.17	ppb		97
29) 2-Nitrophenol	5.406	139	181441	46.10	ppb	#	65
30) 2,4-Dimethylphenol	5.449	107	294305	51.87	ppb		94
31) Benzoic acid	5.588	105	233989	49.10	ppb		89
32) bis(2-Chloroethoxy)met...	5.513	93	297303	48.29	ppb		99
33) 2,4-Dichlorophenol	5.636	162	255365	47.13	ppb		97
34) 2,6-Dichlorophenol	5.845	162	252826	46.44	ppb		99
35) 1,3,5-Trichlorobenzene	5.412	180	303534	49.19	ppb		98
36) 1,2,4-Trichlorobenzene	5.700	180	281589	49.69	ppb		97
37) 1,2,3-Trichlorobenzene	5.920	180	283011	50.45	ppb		97
38) Naphthalene	5.770	128	906119	45.66	ppb		100
39) 4-Chloroaniline	5.834	127	377572	45.99	ppb		96
40) 2,3-Dichloroaniline	6.840	161	319555	47.42	ppb		95
41) Caprolactam	6.214	55	98486	50.14	ppb		92
42) Hexachlorobutadiene	5.888	225	161894	55.20	ppb		99
43) 4-Chloro-3-methylphenol	6.369	107	280005m	48.93	ppb		
44) 2-Methylnaphthalene	6.503	141	552169	46.95	ppb		95
45) 1-Methylnaphthalene	6.615	141	570780	47.26	ppb		95
46) Dimethylnaphthalene	7.262	156	593759	49.60	ppb		99
48) Hexachlorocyclopentadiene	6.684	237	173241	81.98	ppb		97
49) 2,4,6-Trichlorophenol	6.856	196	179649	50.17	ppb		97
50) 2,4,5-Trichlorophenol	6.920	196	196968	52.65	ppb		97
52) 2-Chloronaphthalene	7.086	162	572598	46.24	ppb		98
53) Biphenyl	7.064	154	795140	47.50	ppb		98
54) 2-Nitroaniline	7.235	65	186452	54.45	ppb	#	79
55) Dimethylphthalate	7.471	163	650004	48.49	ppb		99
56) Acenaphthylene	7.621	152	958256	47.93	ppb		100
57) 2,6-Dinitrotoluene	7.556	165	162787	47.89	ppb		81
58) 3-Nitroaniline	7.792	138	177821	46.85	ppb		86
59) Acenaphthene	7.856	153	604336	47.35	ppb		99
60) 2,4-Dinitrophenol	7.963	184	172518	96.80	ppb		86
61) 4-Nitrophenol	8.107	109	86020	53.07	ppb	#	1
62) Dibenzofuran	8.102	168	812515	47.14	ppb		94
63) 2,4-Dinitrotoluene	8.134	165	221688	49.12	ppb		89
64) 2,3,4,6-Tetrachlorophenol	8.305	232	144692	51.55	ppb		97
65) Diethylphthalate	8.460	149	678275	50.35	ppb		98
66) Fluorene	8.589	166	677834	48.49	ppb		99
67) 4-Chlorophenyl-phenyle...	8.599	204	325334	53.93	ppb		97
68) 4-Nitroaniline	8.669	138	175230	46.77	ppb		78
70) 4,6-Dinitro-2-methylph...	8.733	198	113360	44.25	ppb		89
71) n-Nitrosodiphenylamine	8.787	169	457862	43.77	ppb		98
72) 1,2-Diphenylhydrazine	8.835	77	650190	49.14	ppb		98
74) 4-Bromophenyl-phenylether	9.321	248	181330	52.20	ppb		95
75) Hexachlorobenzene	9.423	284	195136	54.13	ppb		91
76) Pentachlorophenol	9.744	266	194560	97.46	ppb		99
77) Phenanthrene	10.027	178	943489	44.81	ppb		100
78) Anthracene	10.108	178	973187	45.49	ppb		99

Quantitation Report (QT Reviewed)

Data Path : C:\msdchem\1\DATA\E3e2691\
Data File : 3E62821.D
Acq On : 3 Jul 2014 10:47 pm
Operator : ashleyd
Sample : cc2680-50
Misc : op75684,e3e2691
ALS Vial : 2 Sample Multiplier: 1

Quant Time: Jul 05 13:12:40 2014
Quant Method : C:\msdchem\1\METHODS\M3E2680.M
Quant Title : Semi Volatile GC/MS, rtx-5msi 30m x .25mm x .25MoThu Jul 03 11:45:03 2014
QLast Update : Thu Jul 03 11:45:03 2014
Response via : Initial Calibration

Internal Standards	R.T.	QIon	Response	Conc	Units	Dev(Min)
79) Carbazole	10.386	167	901569	43.94	ppb	98
80) Di-n-butylphthalate	10.985	149	1128345	47.43	ppb	99
81) Fluoranthene	11.889	202	989074	47.01	ppb	97
82) Octadecane	9.915	57	320211	45.85	ppb	93
84) Pyrene	12.242	202	1035273	42.57	ppb	99
86) Butylbenzylphthalate	13.360	149	501050	42.56	ppb	93
87) Butyl stearate	13.520	56	312536	53.60	ppb	92
88) Benzo[a]anthracene	14.167	228	961159	44.43	ppb	98
89) 3,3'-Dichlorobenzidine	14.167	252	371776	49.03	ppb	96
90) Chrysene	14.221	228	884307	45.04	ppb	100
91) bis(2-Ethylhexyl)phtha...	14.312	149	702827	41.97	ppb	98
93) Di-n-octylphthalate	15.296	149	1213049	43.55	ppb	98
94) Benzo[b]fluoranthene	15.793	252	974736	48.05	ppb	91
95) Benzo[k]fluoranthene	15.825	252	950594	49.24	ppb	95
96) Benzo[a]pyrene	16.232	252	861346	48.97	ppb	93
97) Indeno[1,2,3-cd]pyrene	17.863	276	944836	45.49	ppb	80
98) Dibenz(a,h)acridine	17.499	279	706567	45.42	ppb	99
99) Dibenz[a,h]anthracene	17.885	278	802527	46.11	ppb	88
100) 7,12-Dimethylbenz(a)an...	15.772	256	479132	47.50	ppb	97
101) Benzo[g,h,i]perylene	18.307	276	744112	44.82	ppb	85

(#) = qualifier out of range (m) = manual integration (+) = signals summed

9.6.26

9

Quantitation Report (QT Reviewed)

Data Path : C:\msdchem\1\DATA\E3e2691\
Data File : 3E62821.D
Acq On : 3 Jul 2014 10:47 pm
Operator : ashleyd
Sample : cc2680-50
Misc : op75684,e3e2691
ALS Vial : 2 Sample Multiplier: 1

Quant Time: Jul 05 13:12:40 2014
Quant Method : C:\msdchem\1\METHODS\M3E2680.M
Quant Title : Semi Volatile GC/MS, rtx-5msi 30m x .25mm x .25MoThu Jul 03 11:45:03 2014
QLast Update : Thu Jul 03 11:45:03 2014
Response via : Initial Calibration

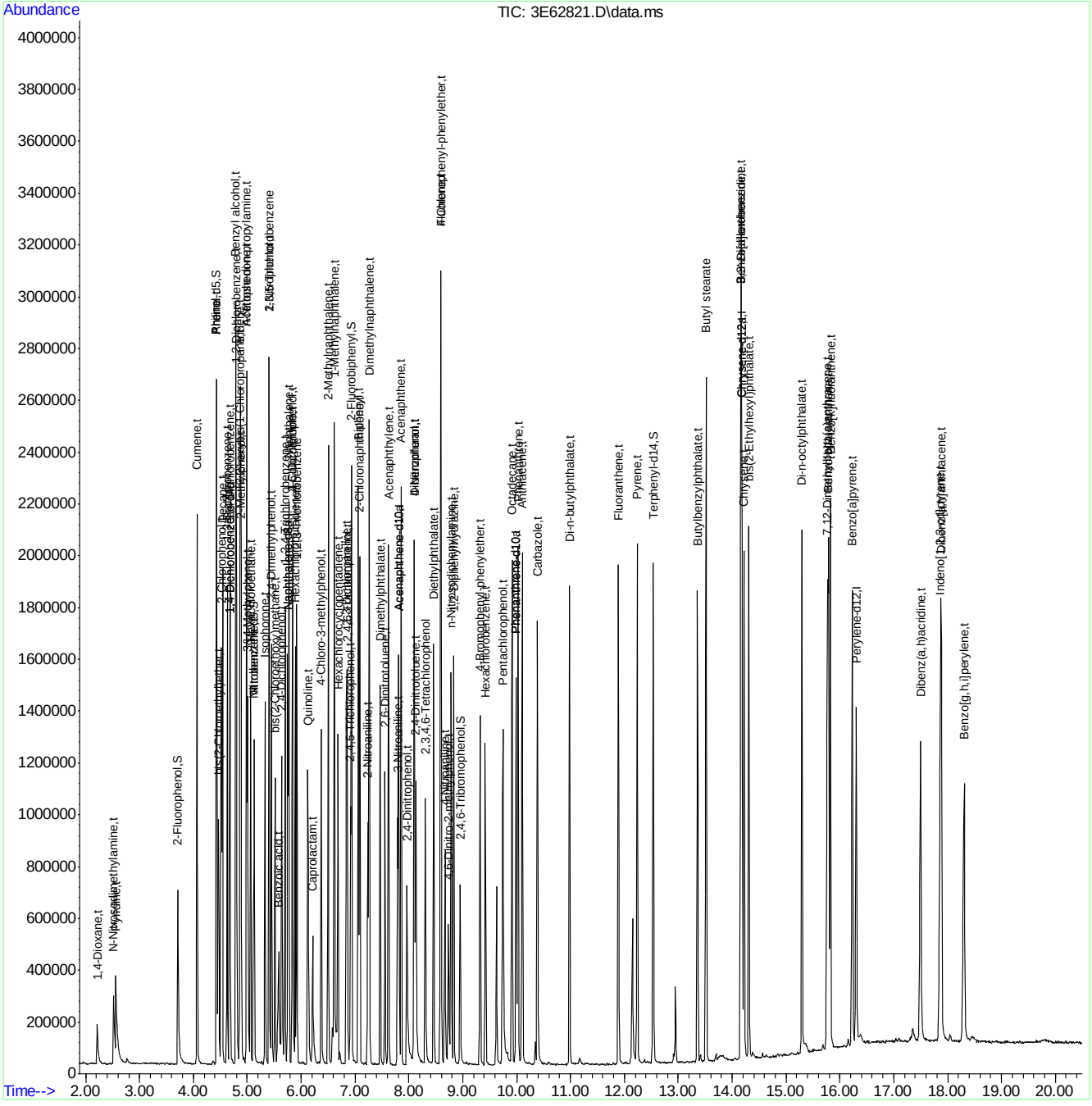

ACCUTEST LABORATORIES JB70128

Manual Integration Approval Summary

Sample Number:	E3E2691-CC2680	**Method:**	SW846 8270D
Lab FileID:	3E62821.D	**Analyst approved:**	07/05/14 14:04 Kristi Schollenberger
Injection Time:	07/03/14 22:47	**Supervisor approved:**	07/07/14 08:59 Nina Pandya

Parameter	CAS	Sig#	R.T. (min.)	Reason
4-Chloro-3-methyl phenol	59-50-7		6.37	Poor instrument integration

Quantitation Report (Qedit)

Data Path : C:\msdchem\1\DATA\E3e2691\
Data File : 3E62821.D
Acq On : 3 Jul 2014 10:47 pm
Operator : ashleyd
Sample : cc2680-50
Misc : op75684,e3e2691
ALS Vial : 2 Sample Multiplier: 1

Quant Time: Jul 03 23:11:48 2014
Quant Method : C:\msdchem\1\METHODS\M3E2680.M
Quant Title : Semi Volatile GC/MS, rtx-5msi 30m x .25mm x .25MoThu Jul 03 11:45:03 2014
QLast Update : Thu Jul 03 11:45:03 2014
Response via : Initial Calibration

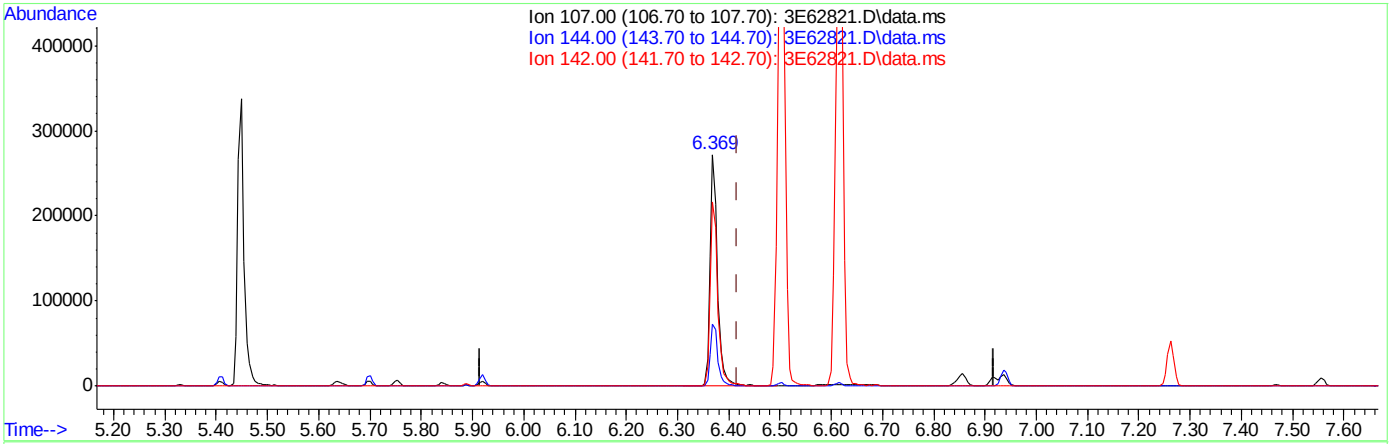

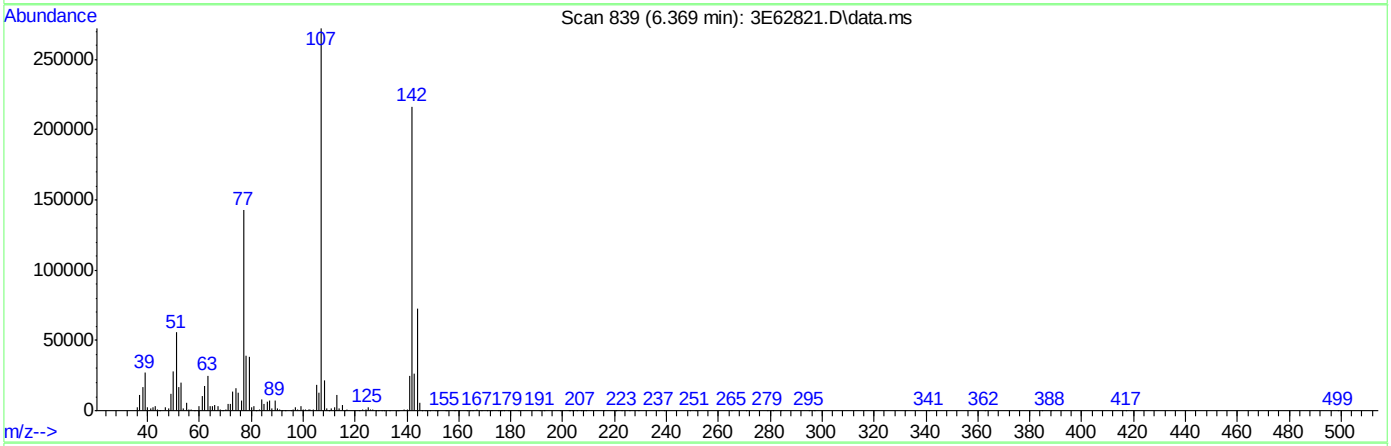

TIC: 3E62821.D\data.ms

(43) 4-Chloro-3-methylphenol (t)

6.369min (-0.048) 48.93ppb m

response 280005

Ion	Exp%	Act%
107.00	100	100
144.00	26.50	26.71
142.00	0.00	79.61#
0.00	0.00	0.00

Quantitation Report (QT Reviewed)

Data Path : C:\msdchem\1\DATA\E3e2691\
Data File : 3E62822.D
Acq On : 3 Jul 2014 11:14 pm
Operator : ashleyd
Sample : cc2647-50
Misc : op75684,e3e2691
ALS Vial : 3 Sample Multiplier: 1

Quant Time: Jul 05 13:18:15 2014
Quant Method : C:\msdchem\1\METHODS\M3E2680.M
Quant Title : Semi Volatile GC/MS, rtx-5msi 30m x .25mm x .25MoThu Jul 03 11:45:03 2014
QLast Update : Sat Jul 05 13:17:34 2014
Response via : Initial Calibration

Internal Standards	R.T.	QIon	Response	Conc	Units		Dev(Min)
1) 1,4-Dichlorobenzene-d4	4.668	152	283335	40.00	ppb		-0.04
24) Naphthalene-d8	5.748	136	1044527	40.00	ppb		-0.06
47) Acenaphthene-d10	7.813	164	622261	40.00	ppb		-0.07
69) Phenanthrene-d10	9.990	188	980012	40.00	ppb		-0.08
83) Chrysene-d12	14.178	240	960758	40.00	ppb		-0.08
92) Perylene-d12	16.307	264	894973	40.00	ppb		-0.08
102) 1,4-Dichlorobenzene-d4a	4.668	152	283335	40.00	ppb		0.00
104) Acenaphthene-d10a	7.813	164	622261	40.00	ppb		0.00
106) Phenanthrene-d10a	9.990	188	980012	40.00	ppb		0.00
110) Chrysene-d12a	14.178	240	960758	40.00	ppb		0.00
112) Naphthalene-d8a	5.748	136	1044527	40.00	ppb		0.00
System Monitoring Compounds							
5) 2-Fluorophenol	0.000	112	0	0.00	ppb		
Spiked Amount 50.000			Recovery =	0.00%			
8) Phenol-d5	0.000	99	0d	0.00	ppb		
Spiked Amount 50.000			Recovery =	0.00%			
25) Nitrobenzene-d5	0.000	82	0d	0.00	ppb		
Spiked Amount 50.000			Recovery =	0.00%			
51) 2-Fluorobiphenyl	0.000	172	0d	0.00	ppb		
Spiked Amount 50.000			Recovery =	0.00%			
73) 2,4,6-Tribromophenol	0.000	330	0	0.00	ppb		
Spiked Amount 50.000			Recovery =	0.00%			
85) Terphenyl-d14	0.000	244	0d	0.00	ppb		
Spiked Amount 50.000			Recovery =	0.00%			
108) o-Terphenyl	10.616	230	719895	55.95	ppb		0.00
Spiked Amount 50.000			Recovery =	111.90%			
109) 1-Chlorooctadecane	11.808	57	310133	38.76	ppb		0.00
Spiked Amount 50.000			Recovery =	77.52%			
Target Compounds							Qvalue
103) Benzaldehyde	4.347	105	281459	37.18	ppb		98
105) 1,2,4,5-Tetrachloroben...	6.706	216	405997	53.75	ppb		98
107) Atrazine	9.632	215	152061	59.46	ppb	#	85
111) benzidine	12.151	184	614163	34.76	ppb		96
113) Hydroquinone	6.214	110	414568	52.43	ppb		88

(#) = qualifier out of range (m) = manual integration (+) = signals summed

Quantitation Report (QT Reviewed)

Data Path : C:\msdchem\1\DATA\E3e2691\
Data File : 3E62822.D
Acq On : 3 Jul 2014 11:14 pm
Operator : ashleyd
Sample : cc2647-50
Misc : op75684,e3e2691
ALS Vial : 3 Sample Multiplier: 1

Quant Time: Jul 05 13:18:15 2014
Quant Method : C:\msdchem\1\METHODS\M3E2680.M
Quant Title : Semi Volatile GC/MS, rtx-5msi 30m x .25mm x .25MoThu Jul 03 11:45:03 2014
QLast Update : Sat Jul 05 13:17:34 2014
Response via : Initial Calibration

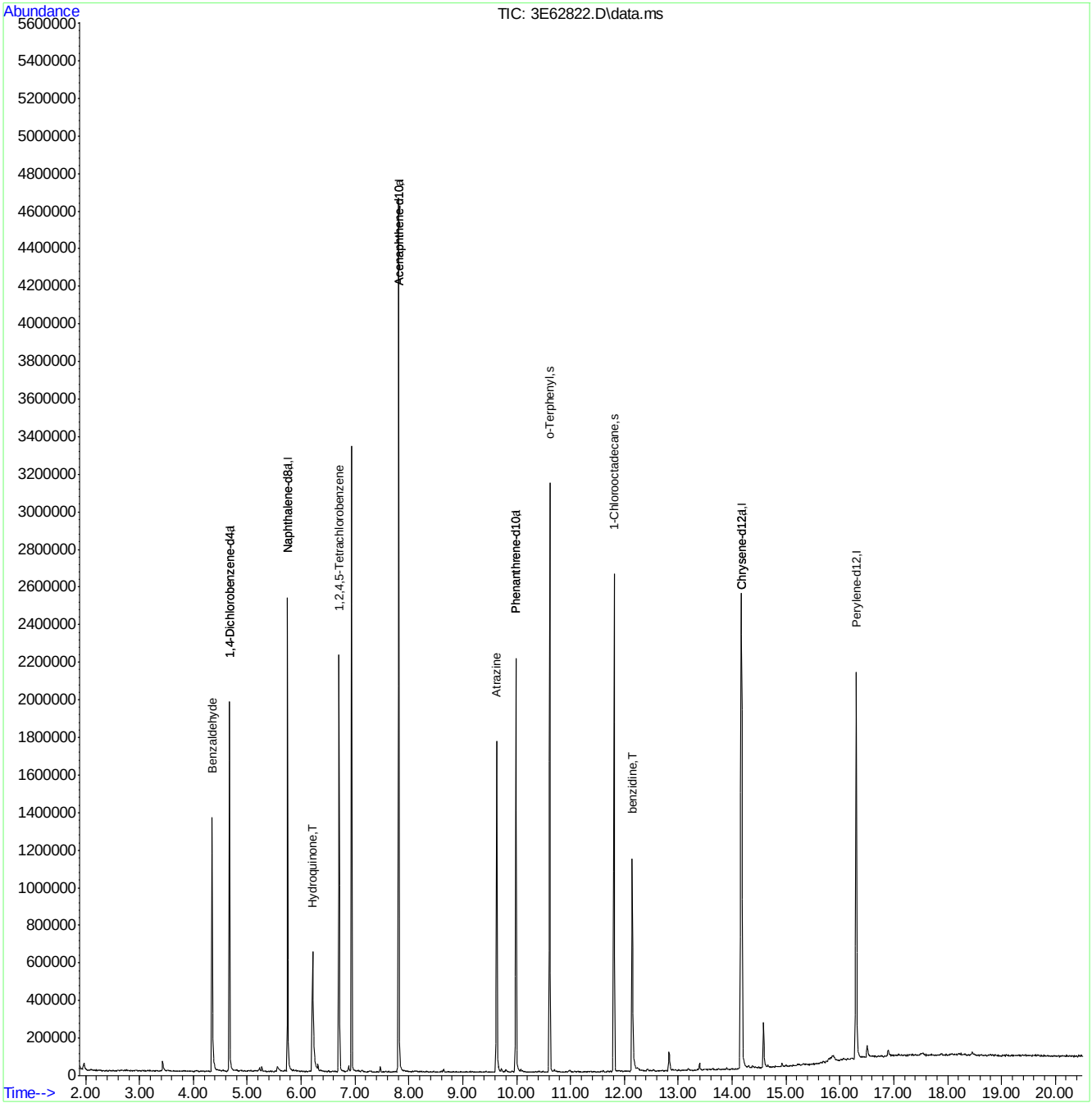

Quantitation Report (QT Reviewed)

Data Path : C:\msdchem\1\DATA\em4300\
Data File : m105036.D
Acq On : 12 Jun 2014 10:09 am
Operator : saumilp
Sample : IC4300-100
Misc : op73826,em4300
ALS Vial : 2 Sample Multiplier: 1

Quant Time: Jun 12 13:03:50 2014
Quant Method : C:\msdchem\1\METHODS\MM4300.M
Quant Title : Semi Volatile GC/MS, rtx-5ms 30mx0.25mmx0.25um
QLast Update : Thu Jun 12 12:37:14 2014
Response via : Initial Calibration

Compound	R.T.	QIon	Response	Conc	Units		Dev(Min)
Internal Standards							
1) 1,4-Dichlorobenzene-d4	4.906	152	86877	40.00	ppb		0.00
24) Naphthalene-d8	6.092	136	325619	40.00	ppb		0.00
47) Acenaphthene-d10	8.496	164	198975	40.00	ppb		0.00
69) Phenanthrene-d10	11.146	188	340270	40.00	ppb		0.00
83) Chrysene-d12	16.339	240	346408	40.00	ppb		0.00
92) Perylene-d12	18.956	264	274515	40.00	ppb		0.00
102) 1,4-Dichlorobenzene-d4a	4.906	152	86877	40.00	ppb		0.00
104) Acenaphthene-d10a	8.496	164	198975	40.00	ppb		0.00
107) Chrysene-d12a	16.339	240	346408	40.00	ppb		0.00
110) Phenanthrene-d10a	11.146	188	340270	40.00	ppb		0.00
112) Naphthalene-d8a	6.092	136	325619	40.00	ppb		0.00
System Monitoring Compounds							
5) 2-Fluorophenol	3.902	112	311699	100.30	ppb		0.00
Spiked Amount 50.000			Recovery	=	200.60%		
8) Phenol-d5	4.618	99	398540	98.90	ppb		0.00
Spiked Amount 50.000			Recovery	=	197.80%		
25) Nitrobenzene-d5	5.377	82	326440	98.52	ppb		0.00
Spiked Amount 50.000			Recovery	=	197.04%		
51) 2-Fluorobiphenyl	7.460	172	649125	96.24	ppb		0.00
Spiked Amount 50.000			Recovery	=	192.48%		
73) 2,4,6-Tribromophenol	9.864	330	80552	108.04	ppb		0.00
Spiked Amount 50.000			Recovery	=	216.08%		
86) Terphenyl-d14	14.335	244	768437	98.83	ppb		0.00
Spiked Amount 50.000			Recovery	=	197.66%		
109) 1-chlorooctadecane	0.000	57	0	0.00	ppb		
Spiked Amount 50.000			Recovery	=	0.00%		
111) o-terphenyl	0.000	230	0	0.00	ppb		
Spiked Amount 50.000			Recovery	=	0.00%		
Target Compounds							Qvalue
2) 1,4-Dioxane	2.470	88	142411	88.43	ppb		98
3) Pyridine	2.780	79	384636	97.57	ppb		98
4) N-Nitrosodimethylamine	2.748	42	138928	97.52	ppb		92
6) Indene	5.120	116	536520	95.96	ppb		99
7) Cumene	4.297	105	784836	98.13	ppb		99
9) Phenol	4.629	94	466378	100.71	ppb		98
10) Aniline	4.645	93	502406	96.28	ppb		100
11) bis(2-Chloroethyl)ether	4.693	93	301711	97.18	ppb		99
12) 2-Chlorophenol	4.741	128	334743	100.23	ppb		99
13) Decane	4.778	43	228257	92.99	ppb		96
14) 1,3-Dichlorobenzene	4.864	146	344659	100.03	ppb		98
15) 1,4-Dichlorobenzene	4.922	146	351006	96.68	ppb		98
16) Benzyl alcohol	5.013	108	229485	98.85	ppb		98
17) 1,2-Dichlorobenzene	5.045	146	326807	97.53	ppb		96
18) Acetophenone	5.243	105	445810	95.79	ppb		96
19) 2-Methylphenol	5.109	108	299778	98.73	ppb		99
20) 2,2'-oxybis(1-Chloropr...	5.125	121	96320	99.20	ppb		98
21) 3&4-Methylphenol	5.238	108	310921	98.01	ppb	#	78

Quantitation Report (QT Reviewed)

Data Path : C:\msdchem\1\DATA\em4300\
Data File : m105036.D
Acq On : 12 Jun 2014 10:09 am
Operator : saumilp
Sample : IC4300-100
Misc : op73826,em4300
ALS Vial : 2 Sample Multiplier: 1

Quant Time: Jun 12 13:03:50 2014
Quant Method : C:\msdchem\1\METHODS\MM4300.M
Quant Title : Semi Volatile GC/MS, rtx-5ms 30mx0.25mmx0.25um
QLast Update : Thu Jun 12 12:37:14 2014
Response via : Initial Calibration

Compound	R.T.	QIon	Response	Conc	Units	Dev(Min)
22) n-Nitroso-di-n-propyla...	5.243	70	208296	91.96	ppb	99
23) Hexachloroethane	5.344	201	122727	99.64	ppb	98
26) Nitrobenzene	5.393	77	362022	97.66	ppb	99
27) Quinoline	6.504	129	669492	97.21	ppb	99
28) Isophorone	5.617	82	624815	96.72	ppb	99
29) 2-Nitrophenol	5.697	139	176656	102.65	ppb	93
30) 2,4-Dimethylphenol	5.729	107	334340	98.39	ppb	99
31) Benzoic acid	5.852	105	261575	112.44	ppb	91
32) bis(2-Chloroethoxy)met...	5.820	93	352015	95.11	ppb	99
33) 2,4-Dichlorophenol	5.937	162	258672	101.03	ppb	95
34) 2,6-Dichlorophenol	6.183	162	251353	98.49	ppb	98
35) 1,3,5-Trichlorobenzene	5.708	180	297649	96.63	ppb	98
36) 1,2,4-Trichlorobenzene	6.028	180	286640	96.89	ppb	99
37) 1,2,3-Trichlorobenzene	6.279	180	291395	95.96	ppb	99
38) Naphthalene	6.114	128	932549	96.28	ppb	99
39) 4-Chloroaniline	6.167	127	419435	97.70	ppb	98
40) 2,3-Dichloroaniline	7.332	161	321284	97.83	ppb	98
41) Caprolactam	6.600	55	132201	97.51	ppb	98
42) Hexachlorobutadiene	6.258	225	163745	97.33	ppb	99
43) 4-Chloro-3-methylphenol	6.749	107	299090	100.83	ppb	98
44) 2-Methylnaphthalene	6.947	141	526442	97.03	ppb	99
45) 1-Methylnaphthalene	7.081	142	600587	97.22	ppb	99
46) Dimethylnaphthalene	7.845	156	554667	98.24	ppb	99
48) Hexachlorocyclopentadiene	7.171	237	372395	214.68	ppb	99
49) 2,4,6-Trichlorophenol	7.337	196	189791	99.68	ppb	99
50) 2,4,5-Trichlorophenol	7.391	196	210483	102.08	ppb	96
52) 2-Chloronaphthalene	7.631	162	612810	97.31	ppb	99
53) Biphenyl	7.610	154	763319	95.41	ppb	99
54) 2-Nitroaniline	7.786	65	183671	103.07	ppb	96
55) Dimethylphthalate	8.096	163	660628	98.07	ppb	99
56) Acenaphthylene	8.267	152	962386	98.60	ppb	99
57) 2,6-Dinitrotoluene	8.176	165	163398	108.89	ppb	98
58) 3-Nitroaniline	8.443	138	184243	103.62	ppb	97
59) Acenaphthene	8.555	153	579435	96.20	ppb	99
60) 2,4-Dinitrophenol	8.619	184	202803	259.72	ppb	88
61) 4-Nitrophenol	8.753	109	104260	109.50	ppb	99
62) Dibenzofuran	8.844	168	830216	95.10	ppb	99
63) 2,4-Dinitrotoluene	8.844	165	219785	107.98	ppb	98
64) 2,3,4,6-Tetrachlorophenol	9.068	232	170014	105.55	ppb	96
65) Diethylphthalate	9.308	149	652300	98.82	ppb	99
66) Fluorene	9.437	166	683338	99.36	ppb	99
67) 4-Chlorophenyl-phenyle...	9.463	204	324515	97.81	ppb	99
68) 4-Nitroaniline	9.501	138	187792	103.28	ppb	99
70) 4,6-Dinitro-2-methylph...	9.554	198	140623	128.07	ppb	98
71) n-Nitrosodiphenylamine	9.682	169	457842	98.10	ppb	98
72) 1,2-Diphenylhydrazine	9.746	77	729400	98.52	ppb	99
74) 4-Bromophenyl-phenylether	10.350	248	173131	99.22	ppb	98
75) Hexachlorobenzene	10.446	284	184486	98.88	ppb	97
76) Pentachlorophenol	10.820	266	262312	215.28	ppb	97
77) Phenanthrene	11.194	178	990179	96.76	ppb	100

ACCUTEST LABORATORIES JB70128

Quantitation Report (QT Reviewed)

Data Path : C:\msdchem\1\DATA\em4300\
Data File : m105036.D
Acq On : 12 Jun 2014 10:09 am
Operator : saumilp
Sample : IC4300-100
Misc : op73826,em4300
ALS Vial : 2 Sample Multiplier: 1

Quant Time: Jun 12 13:03:50 2014
Quant Method : C:\msdchem\1\METHODS\MM4300.M
Quant Title : Semi Volatile GC/MS, rtx-5ms 30mx0.25mmx0.25um
QLast Update : Thu Jun 12 12:37:14 2014
Response via : Initial Calibration

Compound	R.T.	QIon	Response	Conc	Units	Dev(Min)
78) Anthracene	11.290	178	1017917	100.89	ppb	100
79) Carbazole	11.627	167	971620	99.20	ppb	100
80) Di-n-butylphthalate	12.434	149	1142823	102.86	ppb	100
81) Fluoranthene	13.497	202	1096740	99.27	ppb	99
82) Octadecane	11.130	57	342529	101.00	ppb	98
84) Pyrene	13.929	202	1155156	97.40	ppb	100
85) Butyl stearate	15.628	56	258806	103.69	ppb	95
87) Butylbenzylphthalate	15.388	149	526430	103.34	ppb	100
88) Benzo[a]anthracene	16.323	228	1036918	95.43	ppb	100
89) 3,3'-Dichlorobenzidine	16.344	252	377771	101.55	ppb	99
90) Chrysene	16.392	228	980429	97.31	ppb	100
91) bis(2-Ethylhexyl)phtha...	16.606	149	723442	105.36	ppb	98
93) Di-n-octylphthalate	17.840	149	1261806	109.50	ppb	100
94) Benzo[b]fluoranthene	18.321	252	990494	98.80	ppb	99
95) Benzo[k]fluoranthene	18.385	252	921334	95.98	ppb	99
96) Benzo[a]pyrene	18.871	252	863616	98.84	ppb	98
97) Indeno[1,2,3-cd]pyrene	20.778	276	797683	97.90	ppb	96
98) Dibenz(a,h)acridine	20.377	279	738181	103.64	ppb	98
99) Dibenz[a,h]anthracene	20.831	278	822976	98.34	ppb	99
100) 7,12-Dimethylbenz(a)an...	18.342	256	493604	106.70	ppb	99
101) Benzo[g,h,i]perylene	21.280	276	788048	100.26	ppb	99

(#) = qualifier out of range (m) = manual integration (+) = signals summed

Quantitation Report (QT Reviewed)

Data Path : C:\msdchem\1\DATA\em4300\
Data File : m105036.D
Acq On : 12 Jun 2014 10:09 am
Operator : saumilp
Sample : IC4300-100
Misc : op73826,em4300
ALS Vial : 2 Sample Multiplier: 1

Quant Time: Jun 12 13:03:50 2014
Quant Method : C:\msdchem\1\METHODS\MM4300.M
Quant Title : Semi Volatile GC/MS, rtx-5ms 30mx0.25mmx0.25um
QLast Update : Thu Jun 12 12:37:14 2014
Response via : Initial Calibration

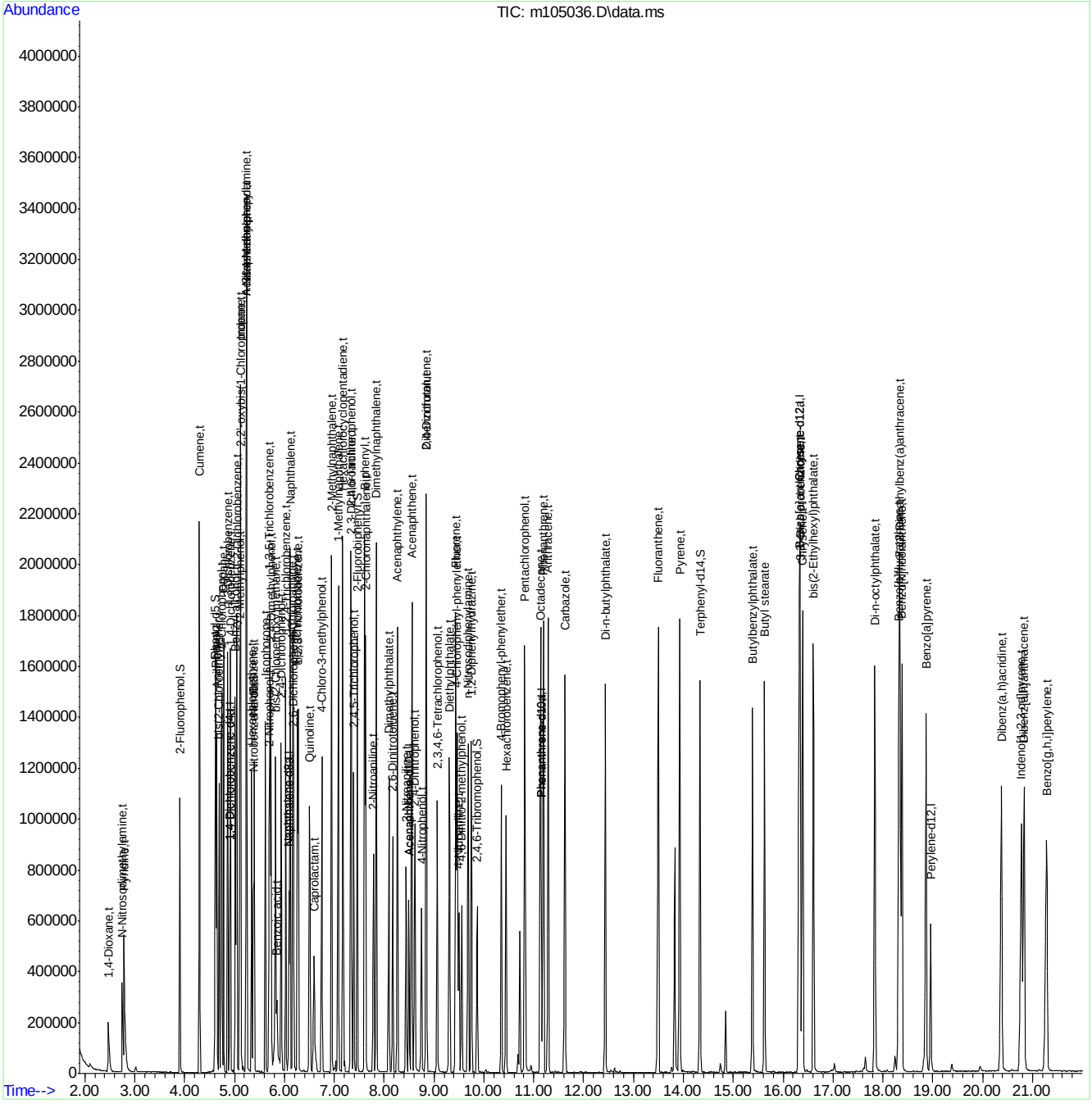

MM4300.M Thu Jun 12 13:03:55 2014 MSM Page: 4

Manual Integrations APPROVED (compounds with "m" flag)
Nina Pandya
06/16/14 13:29

Quantitation Report (QT Reviewed)

Data Path : C:\msdchem\1\DATA\em4300\
Data File : m105037.D
Acq On : 12 Jun 2014 11:07 am
Operator : saumilp
Sample : IC4300-1
Misc : op73826,em4300
ALS Vial : 3 Sample Multiplier: 1

Quant Time: Jun 12 11:31:37 2014
Quant Method : C:\msdchem\1\METHODS\MM4300.M
Quant Title : Semi Volatile GC/MS, rtx-5ms 30mx0.25mmx0.25um
QLast Update : Thu Jun 12 11:01:57 2014
Response via : Initial Calibration

Compound	R.T.	QIon	Response	Conc	Units		Dev(Min)
Internal Standards							
1) 1,4-Dichlorobenzene-d4	4.902	152	93585	40.00	ppb		0.00
24) Naphthalene-d8	6.082	136	349559	40.00	ppb		-0.01
47) Acenaphthene-d10	8.492	164	210503	40.00	ppb		0.00
69) Phenanthrene-d10	11.136	188	364766	40.00	ppb		-0.01
83) Chrysene-d12	16.323	240	372717	40.00	ppb		-0.02
92) Perylene-d12	18.951	264	306563	40.00	ppb		0.00
102) 1,4-Dichlorobenzene-d4a	4.902	152	93585	40.00	ppb		0.00
104) Acenaphthene-d10a	8.492	164	210503	40.00	ppb		0.00
107) Chrysene-d12a	16.323	240	372717	40.00	ppb		-0.02
110) Phenanthrene-d10a	11.136	188	364766	40.00	ppb		-0.01
112) Naphthalene-d8a	6.082	136	349559	40.00	ppb		-0.01
System Monitoring Compounds							
5) 2-Fluorophenol	3.897	112	3370	1.00	ppb		0.00
Spiked Amount 50.000			Recovery =	2.00%			
8) Phenol-d5	4.602	99	4744	1.11	ppb		-0.02
Spiked Amount 50.000			Recovery =	2.22%			
25) Nitrobenzene-d5	5.366	82	3670	1.05	ppb		-0.01
Spiked Amount 50.000			Recovery =	2.10%			
51) 2-Fluorobiphenyl	7.450	172	7746	1.13	ppb		-0.01
Spiked Amount 50.000			Recovery =	2.26%			
73) 2,4,6-Tribromophenol	9.848	330	599	0.69	ppb		-0.02
Spiked Amount 50.000			Recovery =	1.38%			
86) Terphenyl-d14	14.320	244	8309	1.00	ppb		-0.02
Spiked Amount 50.000			Recovery =	2.00%			
109) 1-chlorooctadecane	0.000	57	0	0.00	ppb		
Spiked Amount 50.000			Recovery =	0.00%			
111) o-terphenyl	0.000	230	0	0.00	ppb		
Spiked Amount 50.000			Recovery =	0.00%			
Target Compounds							Qvalue
2) 1,4-Dioxane	2.482	88	2352	1.53	ppb		89
3) Pyridine	2.813	79	4779	1.15	ppb		96
4) N-Nitrosodimethylamine	2.759	42	1776	1.19	ppb		95
6) Indene	5.115	116	6826	1.18	ppb		93
7) Cumene	4.293	105	9433	1.12	ppb		94
9) Phenol	4.613	94	5134	1.02	ppb		86
10) Aniline	4.640	93	6649	1.23	ppb		99
11) bis(2-Chloroethyl)ether	4.688	93	3766	1.16	ppb		98
12) 2-Chlorophenol	4.736	128	3734	1.04	ppb		93
13) Decane	4.773	43	3107	1.26	ppb		96
14) 1,3-Dichlorobenzene	4.859	146	3842	1.03	ppb		92
15) 1,4-Dichlorobenzene	4.918	146	4448	1.18	ppb		95
16) Benzyl alcohol	5.008	108	2792	1.13	ppb		87
17) 1,2-Dichlorobenzene	5.046	146	3985	1.13	ppb		86
18) Acetophenone	5.233	105	5720	1.19	ppb		97
19) 2-Methylphenol	5.099	108	3510	1.09	ppb		99
20) 2,2'-oxybis(1-Chloropr...	5.121	121	1104	1.06	ppb		88
21) 3&4-Methylphenol	5.222	108	3797	1.13	ppb	#	65

Quantitation Report (QT Reviewed)

Data Path : C:\msdchem\1\DATA\em4300\
Data File : m105037.D
Acq On : 12 Jun 2014 11:07 am
Operator : saumilp
Sample : IC4300-1
Misc : op73826,em4300
ALS Vial : 3 Sample Multiplier: 1

Quant Time: Jun 12 11:31:37 2014
Quant Method : C:\msdchem\1\METHODS\MM4300.M
Quant Title : Semi Volatile GC/MS, rtx-5ms 30mx0.25mmx0.25um
QLast Update : Thu Jun 12 11:01:57 2014
Response via : Initial Calibration

Compound	R.T.	QIon	Response	Conc	Units		Dev(Min)
22) n-Nitroso-di-n-propyla...	5.228	70	3047	1.36	ppb		97
23) Hexachloroethane	5.340	201	1400	1.06	ppb		90
26) Nitrobenzene	5.388	77	4204	1.08	ppb		97
27) Quinoline	6.483	129	8085	1.12	ppb		93
28) Isophorone	5.601	82	7554	1.13	ppb		92
29) 2-Nitrophenol	5.687	139	1628	0.86	ppb		91
30) 2,4-Dimethylphenol	5.719	107	3929	1.09	ppb		95
31) Benzoic acid	5.751	105	1746	0.62	ppb	#	64
32) bis(2-Chloroethoxy)met...	5.810	93	4477	1.18	ppb		89
33) 2,4-Dichlorophenol	5.927	162	2650	0.95	ppb		89
34) 2,6-Dichlorophenol	6.168	162	2844	1.05	ppb		89
35) 1,3,5-Trichlorobenzene	5.703	180	3499	1.10	ppb		96
36) 1,2,4-Trichlorobenzene	6.023	180	3407	1.11	ppb		86
37) 1,2,3-Trichlorobenzene	6.269	180	3686	1.18	ppb		90
38) Naphthalene	6.109	128	11162	1.11	ppb		97
39) 4-Chloroaniline	6.157	127	4981	1.11	ppb		95
40) 2,3-Dichloroaniline	7.322	161	3705	1.07	ppb		96
41) Caprolactam	6.520	55	1603	1.13	ppb		87
42) Hexachlorobutadiene	6.253	225	1914	1.09	ppb		92
43) 4-Chloro-3-methylphenol	6.729	107	3163	0.99	ppb		78
44) 2-Methylnaphthalene	6.937	141	6332	1.12	ppb		94
45) 1-Methylnaphthalene	7.071	142	7177	1.11	ppb		95
46) Dimethylnaphthalene	7.829	156	6452	1.08	ppb		90
48) Hexachlorocyclopentadiene	7.167	237	2919	1.48	ppb		80
49) 2,4,6-Trichlorophenol	7.327	196	2075	1.03	ppb		86
50) 2,4,5-Trichlorophenol	7.375	196	2144	0.96	ppb		84
52) 2-Chloronaphthalene	7.615	162	7116	1.10	ppb		94
53) Biphenyl	7.594	154	9385	1.16	ppb		98
54) 2-Nitroaniline	7.770	65	1703	0.88	ppb		90
55) Dimethylphthalate	8.075	163	7584	1.09	ppb		98
56) Acenaphthylene	8.257	152	10692	1.05	ppb		99
57) 2,6-Dinitrotoluene	8.155	165	1207	0.70	ppb		71
58) 3-Nitroaniline	8.422	138	1727	0.89	ppb		98
59) Acenaphthene	8.540	153	6989	1.14	ppb		93
60) 2,4-Dinitrophenol	8.598	184	427	0.40	ppb		72
61) 4-Nitrophenol	8.721	109	809	0.73	ppb	#	80
62) Dibenzofuran	8.833	168	10457	1.19	ppb		94
63) 2,4-Dinitrotoluene	8.823	165	1679	0.72	ppb		94
64) 2,3,4,6-Tetrachlorophenol	9.058	232	1468	0.82	ppb		92
65) Diethylphthalate	9.288	149	7211	1.04	ppb		96
66) Fluorene	9.426	166	7530	1.04	ppb		92
67) 4-Chlorophenyl-phenyle...	9.453	204	3724	1.08	ppb		91
68) 4-Nitroaniline	9.458	138	1793	0.90	ppb		90
70) 4,6-Dinitro-2-methylph...	9.523	198	289	0.19	ppb	#	36
71) n-Nitrosodiphenylamine	9.667	169	5144	1.05	ppb		94
72) 1,2-Diphenylhydrazine	9.731	77	8137	1.04	ppb		91
74) 4-Bromophenyl-phenylether	10.340	248	1867	1.01	ppb		88
75) Hexachlorobenzene	10.431	284	2037	1.03	ppb		95
76) Pentachlorophenol	10.810	266	2017	1.43	ppb		80
77) Phenanthrene	11.179	178	12047	1.13	ppb		96

ACCUTEST LABORATORIES JB70128

Quantitation Report (QT Reviewed)

Data Path : C:\msdchem\1\DATA\em4300\
Data File : m105037.D
Acq On : 12 Jun 2014 11:07 am
Operator : saumilp
Sample : IC4300-1
Misc : op73826,em4300
ALS Vial : 3 Sample Multiplier: 1

Quant Time: Jun 12 11:31:37 2014
Quant Method : C:\msdchem\1\METHODS\MM4300.M
Quant Title : Semi Volatile GC/MS, rtx-5ms 30mx0.25mmx0.25um
QLast Update : Thu Jun 12 11:01:57 2014
Response via : Initial Calibration

Compound	R.T.	QIon	Response	Conc	Units	Dev(Min)
78) Anthracene	11.275	178	10660	0.98	ppb	93
79) Carbazole	11.606	167	11054	1.06	ppb	97
80) Di-n-butylphthalate	12.423	149	11191	0.91	ppb	98
81) Fluoranthene	13.481	202	12389	1.05	ppb	99
82) Octadecane	11.125	57	3441	0.94	ppb	87
84) Pyrene	13.908	202	13283	1.07	ppb	95
85) Butyl stearate	15.618	56	2306	0.83	ppb	88
87) Butylbenzylphthalate	15.378	149	4906	0.87	ppb	99
88) Benzo[a]anthracene	16.302	228	12844	1.15	ppb	96
89) 3,3'-Dichlorobenzidine	16.328	252	3690	0.91	ppb	88
90) Chrysene	16.366	228	11444	1.08	ppb	91
91) bis(2-Ethylhexyl)phtha...	16.601	149	6194	0.80	ppb	93
93) Di-n-octylphthalate	17.824	149	11334	0.80	ppb	96
94) Benzo[b]fluoranthene	18.300	252	12426	1.12	ppb	97
95) Benzo[k]fluoranthene	18.348	252	12223	1.19	ppb	99
96) Benzo[a]pyrene	18.845	252	10639	1.10	ppb	97
97) Indeno[1,2,3-cd]pyrene	20.736	276	10226m	1.15	ppb	
98) Dibenz(a,h)acridine	20.356	279	7540	0.91	ppb	96
99) Dibenz[a,h]anthracene	20.800	278	10151	1.10	ppb	91
100) 7,12-Dimethylbenz(a)an...	18.310	256	4622	0.84	ppb	90
101) Benzo[g,h,i]perylene	21.233	276	9277	1.05	ppb	93

(#) = qualifier out of range (m) = manual integration (+) = signals summed

Quantitation Report (QT Reviewed)

Data Path : C:\msdchem\1\DATA\em4300\
Data File : m105037.D
Acq On : 12 Jun 2014 11:07 am
Operator : saumilp
Sample : IC4300-1
Misc : op73826,em4300
ALS Vial : 3 Sample Multiplier: 1

Quant Time: Jun 12 11:31:37 2014
Quant Method : C:\msdchem\1\METHODS\MM4300.M
Quant Title : Semi Volatile GC/MS, rtx-5ms 30mx0.25mmx0.25um
QLast Update : Thu Jun 12 11:01:57 2014
Response via : Initial Calibration

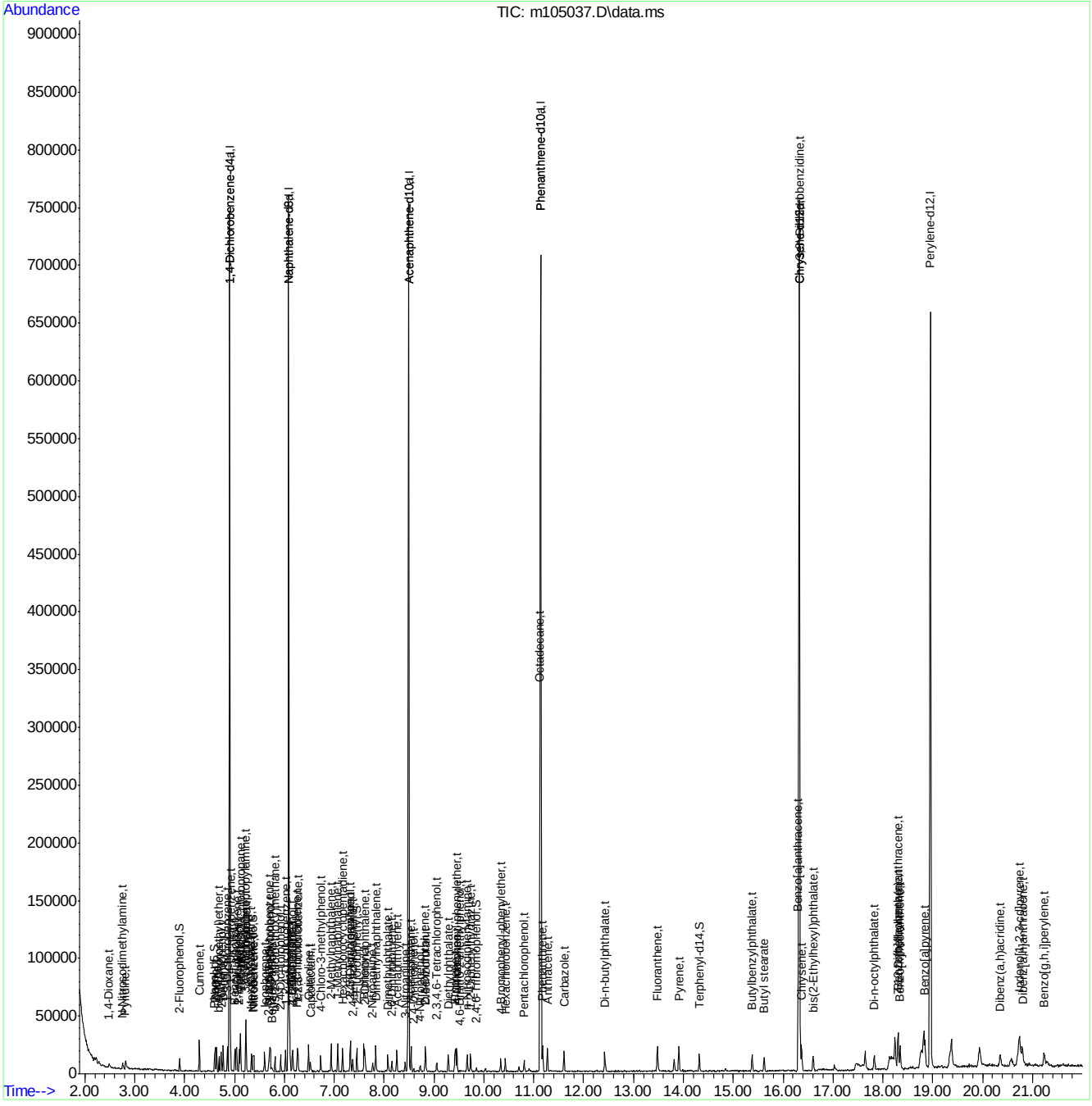

ACCUTEST LABORATORIES JB70128

Manual Integration Approval Summary

Sample Number:	EM4300-IC4300	**Method:**	SW846 8270D
Lab FileID:	M105037.D	**Analyst approved:**	06/12/14 15:11 Saumil Patel
Injection Time:	06/12/14 11:07	**Supervisor approved:**	06/16/14 13:29 Nina Pandya

Parameter	CAS	Sig#	R.T. (min.)	Reason
Indeno(1,2,3-cd)pyrene	193-39-5		20.74	Poor instrument integration

Quantitation Report (Qedit)

Data Path : C:\msdchem\1\DATA\em4300\
Data File : m105037.D
Acq On : 12 Jun 2014 11:07 am
Operator : saumilp
Sample : IC4300-1
Misc : op73826,em4300
ALS Vial : 3 Sample Multiplier: 1

Quant Time: Jun 12 11:31:37 2014
Quant Method : C:\msdchem\1\METHODS\MM4300.M
Quant Title : Semi Volatile GC/MS, rtx-5ms 30mx0.25mmx0.25um
QLast Update : Thu Jun 12 11:01:57 2014
Response via : Initial Calibration

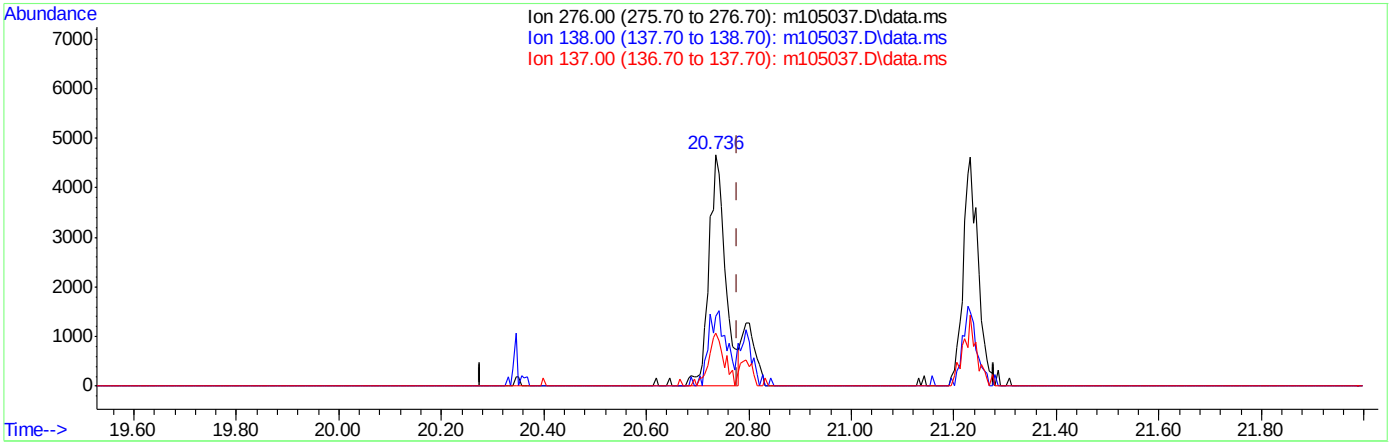

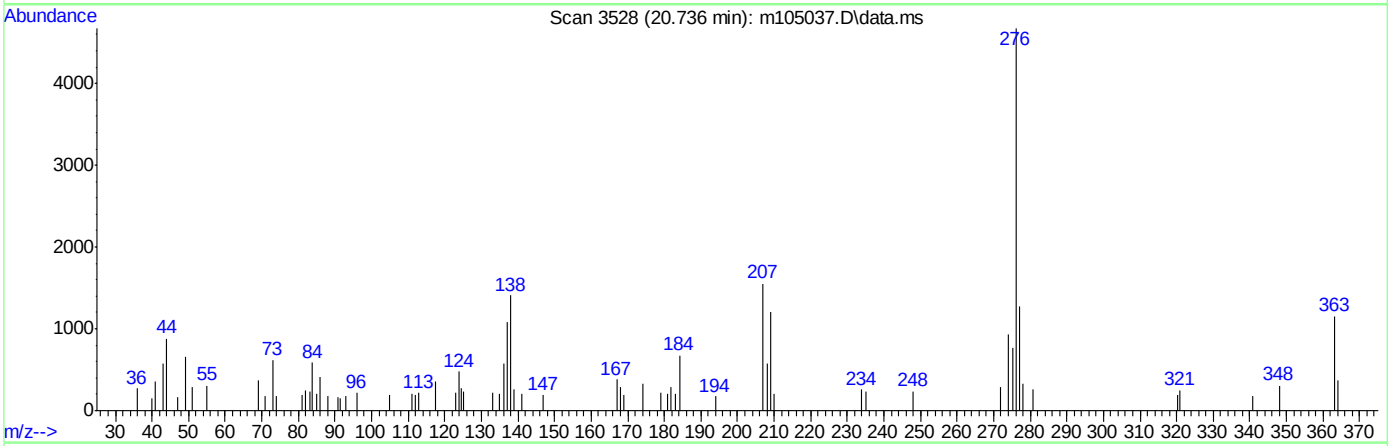

TIC: m105037.D\data.ms

(97) Indeno[1,2,3-cd]pyrene (t)

20.736min (-0.042) 1.15ppb m

response 10226

Ion	Exp%	Act%
276.00	100	100
138.00	28.40	30.17
137.00	20.40	23.13
0.00	0.00	0.00

ACCUTEST LABORATORIES JB70128

Quantitation Report (QT Reviewed)

Data Path : C:\msdchem\1\DATA\em4300\
Data File : m105038.D
Acq On : 12 Jun 2014 11:42 am
Operator : saumilp
Sample : IC4300-80
Misc : op73826,em4300
ALS Vial : 4 Sample Multiplier: 1

Quant Time: Jun 12 12:35:59 2014
Quant Method : C:\msdchem\1\METHODS\MM4300.M
Quant Title : Semi Volatile GC/MS, rtx-5ms 30mx0.25mmx0.25um
QLast Update : Thu Jun 12 12:30:53 2014
Response via : Initial Calibration

Compound	R.T.	QIon	Response	Conc	Units	Dev(Min)
Internal Standards						
1) 1,4-Dichlorobenzene-d4	4.902	152	87364	40.00	ppb	0.00
24) Naphthalene-d8	6.088	136	317909	40.00	ppb	0.00
47) Acenaphthene-d10	8.498	164	193247	40.00	ppb	0.00
69) Phenanthrene-d10	11.142	188	328476	40.00	ppb	0.00
83) Chrysene-d12	16.335	240	327542	40.00	ppb	0.01
92) Perylene-d12	18.958	264	264777	40.00	ppb	0.00
102) 1,4-Dichlorobenzene-d4a	4.902	152	87364	40.00	ppb	0.00
104) Acenaphthene-d10a	8.498	164	193247	40.00	ppb	0.00
107) Chrysene-d12a	16.335	240	327542	40.00	ppb	0.01
110) Phenanthrene-d10a	11.142	188	328476	40.00	ppb	0.00
112) Naphthalene-d8a	6.088	136	317909	40.00	ppb	0.00
System Monitoring Compounds						
5) 2-Fluorophenol	3.898	112	259352	82.59	ppb	0.00
Spiked Amount 50.000			Recovery = 165.18%			
8) Phenol-d5	4.614	99	325285	77.11	ppb	0.01
Spiked Amount 50.000			Recovery = 154.22%			
25) Nitrobenzene-d5	5.373	82	267679	82.05	ppb	0.00
Spiked Amount 50.000			Recovery = 164.10%			
51) 2-Fluorobiphenyl	7.461	172	527651	78.66	ppb	0.01
Spiked Amount 50.000			Recovery = 157.32%			
73) 2,4,6-Tribromophenol	9.860	330	64104	97.35	ppb	0.01
Spiked Amount 50.000			Recovery = 194.70%			
86) Terphenyl-d14	14.331	244	607348	83.38	ppb	0.01
Spiked Amount 50.000			Recovery = 166.76%			
109) 1-chlorooctadecane	0.000	57	0	0.00	ppb	
Spiked Amount 50.000			Recovery = 0.00%			
111) o-terphenyl	0.000	230	0	0.00	ppb	
Spiked Amount 50.000			Recovery = 0.00%			
Target Compounds						Qvalue
2) 1,4-Dioxane	2.472	88	118039	65.08	ppb	99
3) Pyridine	2.782	79	313634	75.31	ppb	99
4) N-Nitrosodimethylamine	2.744	42	110792	72.53	ppb	100
6) Indene	5.121	116	442578	75.22	ppb	98
7) Cumene	4.293	105	635422	76.11	ppb	98
9) Phenol	4.625	94	381037	80.37	ppb	100
10) Aniline	4.646	93	414482	73.63	ppb	98
11) bis(2-Chloroethyl)ether	4.689	93	247332	75.52	ppb	98
12) 2-Chlorophenol	4.742	128	273768	79.91	ppb	96
13) Decane	4.774	43	190411	73.29	ppb	97
14) 1,3-Dichlorobenzene	4.860	146	282524	80.12	ppb	98
15) 1,4-Dichlorobenzene	4.918	146	283321	73.76	ppb	97
16) Benzyl alcohol	5.015	108	185314	75.42	ppb	96
17) 1,2-Dichlorobenzene	5.047	146	267819	76.45	ppb	97
18) Acetophenone	5.239	105	367178	74.76	ppb	96
19) 2-Methylphenol	5.105	108	244765	77.81	ppb	99
20) 2,2'-oxybis(1-Chloropr...	5.127	121	79233	79.26	ppb	99
21) 3&4-Methylphenol	5.234	108	252478	75.69	ppb	89

ACCUTEST LABORATORIES JB70128

Quantitation Report (QT Reviewed)

Data Path : C:\msdchem\1\DATA\em4300\
Data File : m105038.D
Acq On : 12 Jun 2014 11:42 am
Operator : saumilp
Sample : IC4300-80
Misc : op73826,em4300
ALS Vial : 4 Sample Multiplier: 1

Quant Time: Jun 12 12:35:59 2014
Quant Method : C:\msdchem\1\METHODS\MM4300.M
Quant Title : Semi Volatile GC/MS, rtx-5ms 30mx0.25mmx0.25um
QLast Update : Thu Jun 12 12:30:53 2014
Response via : Initial Calibration

Compound	R.T.	QIon	Response	Conc	Units	Dev(Min)
22) n-Nitroso-di-n-propyla...	5.239	70	174050	70.48	ppb	97
23) Hexachloroethane	5.340	201	99696	78.47	ppb	94
26) Nitrobenzene	5.394	77	295865	80.42	ppb	94
27) Quinoline	6.500	129	535726	77.14	ppb	100
28) Isophorone	5.613	82	508381	78.39	ppb	100
29) 2-Nitrophenol	5.693	139	144153	89.95	ppb	96
30) 2,4-Dimethylphenol	5.725	107	270260	79.05	ppb	99
31) Benzoic acid	5.843	105	209940	101.38	ppb	97
32) bis(2-Chloroethoxy)met...	5.821	93	286804	76.40	ppb	98
33) 2,4-Dichlorophenol	5.933	162	210526	85.31	ppb	98
34) 2,6-Dichlorophenol	6.179	162	203041	80.56	ppb	98
35) 1,3,5-Trichlorobenzene	5.709	180	242545	79.68	ppb	99
36) 1,2,4-Trichlorobenzene	6.030	180	231015	78.35	ppb	99
37) 1,2,3-Trichlorobenzene	6.275	180	231898	74.84	ppb	97
38) Naphthalene	6.115	128	763367	79.29	ppb	98
39) 4-Chloroaniline	6.169	127	336013	77.92	ppb	98
40) 2,3-Dichloroaniline	7.328	161	261081	80.25	ppb	99
41) Caprolactam	6.585	55	105315	76.63	ppb	97
42) Hexachlorobutadiene	6.259	225	131673	78.86	ppb	99
43) 4-Chloro-3-methylphenol	6.745	107	241941	83.48	ppb	98
44) 2-Methylnaphthalene	6.943	141	423511	77.72	ppb	99
45) 1-Methylnaphthalene	7.077	142	485450	78.36	ppb	99
46) Dimethylnaphthalene	7.841	156	444903	78.86	ppb	99
48) Hexachlorocyclopentadiene	7.173	237	298452	189.60	ppb	97
49) 2,4,6-Trichlorophenol	7.338	196	151410	80.79	ppb	100
50) 2,4,5-Trichlorophenol	7.387	196	166094	82.79	ppb	99
52) 2-Chloronaphthalene	7.627	162	494863	79.28	ppb	98
53) Biphenyl	7.606	154	620213	77.39	ppb	99
54) 2-Nitroaniline	7.782	65	149981	89.61	ppb	94
55) Dimethylphthalate	8.092	163	529601	79.17	ppb	99
56) Acenaphthylene	8.263	152	771790	80.55	ppb	100
57) 2,6-Dinitrotoluene	8.172	165	128359	95.26	ppb	100
58) 3-Nitroaniline	8.439	138	147076	87.16	ppb	99
59) Acenaphthene	8.551	153	467320	77.60	ppb	99
60) 2,4-Dinitrophenol	8.610	184	156114	264.42	ppb	93
61) 4-Nitrophenol	8.743	109	80686	91.94	ppb	95
62) Dibenzofuran	8.840	168	668328	75.68	ppb	99
63) 2,4-Dinitrotoluene	8.840	165	174702	95.05	ppb	100
64) 2,3,4,6-Tetrachlorophenol	9.064	232	135675	90.48	ppb	97
65) Diethylphthalate	9.304	149	524983	81.05	ppb	98
66) Fluorene	9.433	166	541379	79.91	ppb	98
67) 4-Chlorophenyl-phenyle...	9.459	204	261240	79.52	ppb	99
68) 4-Nitroaniline	9.497	138	151243	87.17	ppb	95
70) 4,6-Dinitro-2-methylph...	9.550	198	109558	135.45	ppb	97
71) n-Nitrosodiphenylamine	9.678	169	368754	81.47	ppb	99
72) 1,2-Diphenylhydrazine	9.748	77	582591	81.09	ppb	98
74) 4-Bromophenyl-phenylether	10.346	248	139689	83.33	ppb	99
75) Hexachlorobenzene	10.442	284	147563	81.63	ppb	98
76) Pentachlorophenol	10.816	266	209580	192.78	ppb	99
77) Phenanthrene	11.190	178	784955	76.93	ppb	99

Quantitation Report (QT Reviewed)

Data Path : C:\msdchem\1\DATA\em4300\
Data File : m105038.D
Acq On : 12 Jun 2014 11:42 am
Operator : saumilp
Sample : IC4300-80
Misc : op73826,em4300
ALS Vial : 4 Sample Multiplier: 1

Quant Time: Jun 12 12:35:59 2014
Quant Method : C:\msdchem\1\METHODS\MM4300.M
Quant Title : Semi Volatile GC/MS, rtx-5ms 30mx0.25mmx0.25um
QLast Update : Thu Jun 12 12:30:53 2014
Response via : Initial Calibration

Compound	R.T.	QIon	Response	Conc	Units	Dev(Min)
78) Anthracene	11.286	178	806313	83.01	ppb	100
79) Carbazole	11.623	167	763002	78.93	ppb	99
80) Di-n-butylphthalate	12.430	149	903025	85.56	ppb	99
81) Fluoranthene	13.493	202	859458	79.05	ppb	100
82) Octadecane	11.131	57	278145	86.85	ppb	98
84) Pyrene	13.925	202	907699	80.34	ppb	100
85) Butyl stearate	15.624	56	200707	89.73	ppb	97
87) Butylbenzylphthalate	15.384	149	411212	88.54	ppb	98
88) Benzo[a]anthracene	16.319	228	814456	77.23	ppb	100
89) 3,3'-Dichlorobenzidine	16.340	252	299469	87.89	ppb	99
90) Chrysene	16.388	228	767942	79.47	ppb	99
91) bis(2-Ethylhexyl)phtha...	16.607	149	559564	91.11	ppb	99
93) Di-n-octylphthalate	17.836	149	965033	87.89	ppb	99
94) Benzo[b]fluoranthene	18.317	252	784541	77.35	ppb	99
95) Benzo[k]fluoranthene	18.381	252	733777	75.48	ppb	99
96) Benzo[a]pyrene	18.867	252	685228	78.23	ppb	99
97) Indeno[1,2,3-cd]pyrene	20.774	276	638270	77.24	ppb	95
98) Dibenz(a,h)acridine	20.373	279	590633	86.65	ppb	99
99) Dibenz[a,h]anthracene	20.827	278	663941	79.49	ppb	99
100) 7,12-Dimethylbenz(a)an...	18.338	256	386991	88.43	ppb	97
101) Benzo[g,h,i]perylene	21.276	276	631557	80.90	ppb	98

(#) = qualifier out of range (m) = manual integration (+) = signals summed

Quantitation Report (QT Reviewed)

Data Path : C:\msdchem\1\DATA\em4300\
Data File : m105038.D
Acq On : 12 Jun 2014 11:42 am
Operator : saumilp
Sample : IC4300-80
Misc : op73826,em4300
ALS Vial : 4 Sample Multiplier: 1

Quant Time: Jun 12 12:35:59 2014
Quant Method : C:\msdchem\1\METHODS\MM4300.M
Quant Title : Semi Volatile GC/MS, rtx-5ms 30mx0.25mmx0.25um
QLast Update : Thu Jun 12 12:30:53 2014
Response via : Initial Calibration

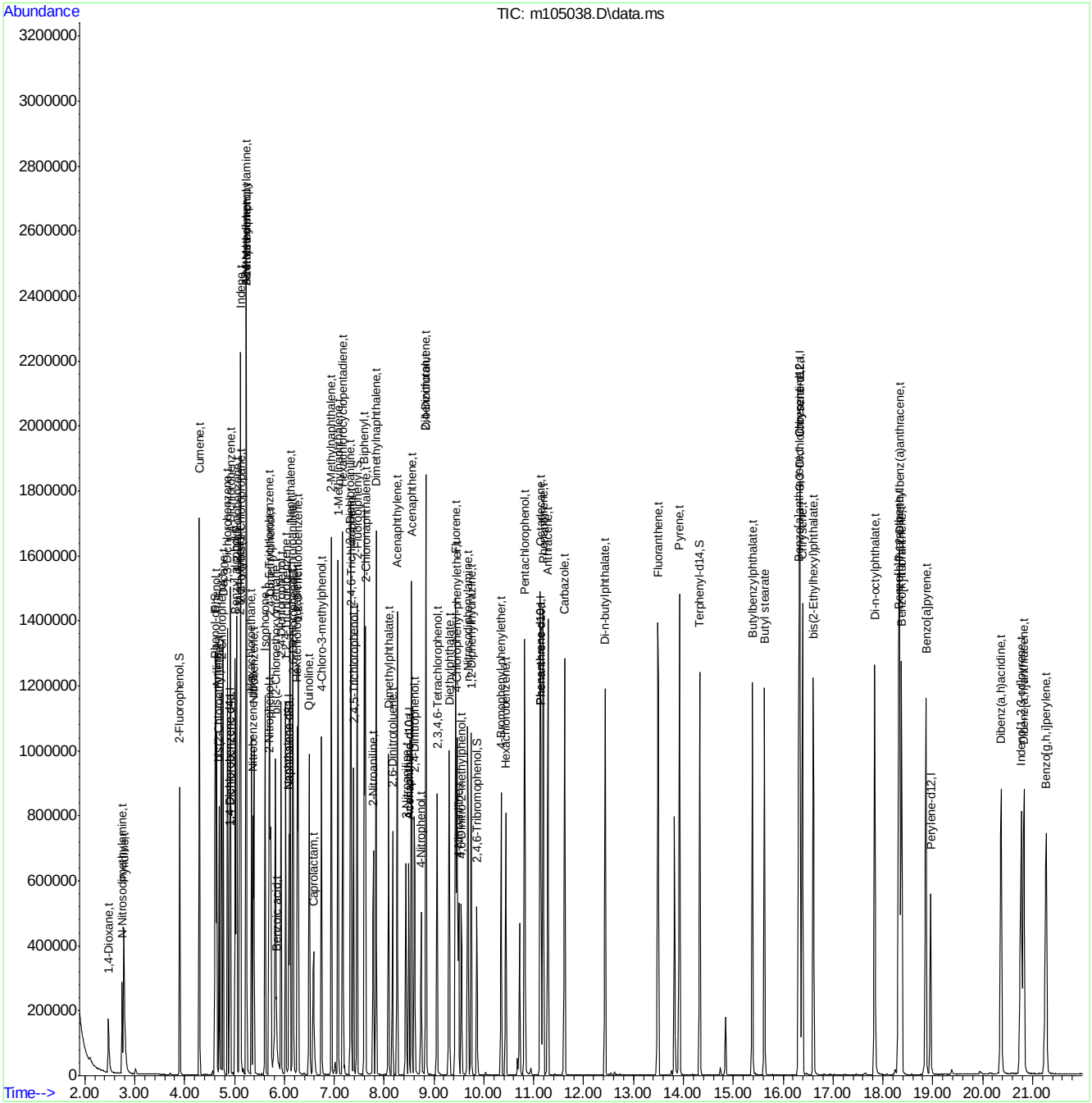

ACCUTEST LABORATORIES JB70128

Quantitation Report (QT Reviewed)

Data Path : C:\msdchem\1\DATA\em4300\
Data File : m105039.D
Acq On : 12 Jun 2014 12:11 pm
Operator : saumilp
Sample : ICC4300-50
Misc : op73826,em4300
ALS Vial : 5 Sample Multiplier: 1

Quant Time: Jun 12 12:36:59 2014
Quant Method : C:\msdchem\1\METHODS\MM4300.M
Quant Title : Semi Volatile GC/MS, rtx-5ms 30mx0.25mmx0.25um
QLast Update : Thu Jun 12 12:36:09 2014
Response via : Initial Calibration

Compound	R.T.	QIon	Response	Conc	Units		Dev(Min)
Internal Standards							
1) 1,4-Dichlorobenzene-d4	4.903	152	113449	40.00	ppb		0.00
24) Naphthalene-d8	6.089	136	402706	40.00	ppb		0.00
47) Acenaphthene-d10	8.493	164	242937	40.00	ppb		0.00
69) Phenanthrene-d10	11.143	188	407063	40.00	ppb		0.00
83) Chrysene-d12	16.335	240	396068	40.00	ppb		0.00
92) Perylene-d12	18.958	264	349199	40.00	ppb		0.00
102) 1,4-Dichlorobenzene-d4a	4.903	152	113449	40.00	ppb		0.00
104) Acenaphthene-d10a	8.493	164	242937	40.00	ppb		0.00
107) Chrysene-d12a	16.335	240	396068	40.00	ppb		0.00
110) Phenanthrene-d10a	11.143	188	407063	40.00	ppb		0.00
112) Naphthalene-d8a	6.089	136	402706	40.00	ppb		0.00
System Monitoring Compounds							
5) 2-Fluorophenol	3.899	112	193352	46.91	ppb		0.00
Spiked Amount 50.000			Recovery =	93.82%			
8) Phenol-d5	4.609	99	240650	44.47	ppb		0.00
Spiked Amount 50.000			Recovery =	88.94%			
25) Nitrobenzene-d5	5.373	82	194406	46.64	ppb		0.00
Spiked Amount 50.000			Recovery =	93.28%			
51) 2-Fluorobiphenyl	7.457	172	389144	46.41	ppb		0.00
Spiked Amount 50.000			Recovery =	92.82%			
73) 2,4,6-Tribromophenol	9.861	330	47136	53.87	ppb		0.00
Spiked Amount 50.000			Recovery =	107.74%			
86) Terphenyl-d14	14.327	244	438248	49.07	ppb		0.00
Spiked Amount 50.000			Recovery =	98.14%			
109) 1-chlorooctadecane	0.000	57	0	0.00	ppb		
Spiked Amount 50.000			Recovery =	0.00%			
111) o-terphenyl	0.000	230	0	0.00	ppb		
Spiked Amount 50.000			Recovery =	0.00%			
Target Compounds							Qvalue
2) 1,4-Dioxane	2.473	88	89261	40.41	ppb		98
3) Pyridine	2.782	79	234169	44.16	ppb		98
4) N-Nitrosodimethylamine	2.750	42	83788	43.60	ppb		92
6) Indene	5.117	116	336949	45.00	ppb		99
7) Cumene	4.294	105	488848	45.83	ppb		99
9) Phenol	4.620	94	284454	46.13	ppb		99
10) Aniline	4.642	93	295369	41.51	ppb		100
11) bis(2-Chloroethyl)ether	4.690	93	184887	44.30	ppb		99
12) 2-Chlorophenol	4.738	128	205162	46.13	ppb		99
13) Decane	4.775	43	149208	45.50	ppb		96
14) 1,3-Dichlorobenzene	4.861	146	212648	46.42	ppb		98
15) 1,4-Dichlorobenzene	4.919	146	219442	45.17	ppb		98
16) Benzyl alcohol	5.010	108	136848	43.72	ppb		98
17) 1,2-Dichlorobenzene	5.048	146	202834	45.26	ppb		96
18) Acetophenone	5.240	105	279673	44.83	ppb		96
19) 2-Methylphenol	5.101	108	185905	45.93	ppb		99
20) 2,2'-oxybis(1-Chloropr...	5.122	121	59472	45.96	ppb		98
21) 3&4-Methylphenol	5.229	108	190465	44.78	ppb	#	79

Quantitation Report (QT Reviewed)

Data Path : C:\msdchem\1\DATA\em4300\
Data File : m105039.D
Acq On : 12 Jun 2014 12:11 pm
Operator : saumilp
Sample : ICC4300-50
Misc : op73826,em4300
ALS Vial : 5 Sample Multiplier: 1

Quant Time: Jun 12 12:36:59 2014
Quant Method : C:\msdchem\1\METHODS\MM4300.M
Quant Title : Semi Volatile GC/MS, rtx-5ms 30mx0.25mmx0.25um
QLast Update : Thu Jun 12 12:36:09 2014
Response via : Initial Calibration

Compound	R.T.	QIon	Response	Conc	Units	Dev(Min)
22) n-Nitroso-di-n-propyla...	5.235	70	129627	42.09	ppb	99
23) Hexachloroethane	5.341	201	75797	46.24	ppb	98
26) Nitrobenzene	5.389	77	216630	46.40	ppb	99
27) Quinoline	6.495	129	399695	45.98	ppb	99
28) Isophorone	5.608	82	373878	45.82	ppb	99
29) 2-Nitrophenol	5.689	139	108541	51.34	ppb	93
30) 2,4-Dimethylphenol	5.721	107	193493	44.86	ppb	99
31) Benzoic acid	5.827	105	146902	51.42	ppb	91
32) bis(2-Chloroethoxy)met...	5.817	93	212864	45.44	ppb	99
33) 2,4-Dichlorophenol	5.929	162	154043	48.21	ppb	95
34) 2,6-Dichlorophenol	6.175	162	151229	47.26	ppb	98
35) 1,3,5-Trichlorobenzene	5.705	180	184293	47.86	ppb	98
36) 1,2,4-Trichlorobenzene	6.025	180	175344	47.27	ppb	99
37) 1,2,3-Trichlorobenzene	6.276	180	175019	45.57	ppb	98
38) Naphthalene	6.111	128	571899	47.03	ppb	99
39) 4-Chloroaniline	6.164	127	249529	46.08	ppb	98
40) 2,3-Dichloroaniline	7.329	161	193537	46.92	ppb	98
41) Caprolactam	6.570	55	77887	45.38	ppb	98
42) Hexachlorobutadiene	6.255	225	100388	47.69	ppb	99
43) 4-Chloro-3-methylphenol	6.741	107	175018	46.99	ppb	98
44) 2-Methylnaphthalene	6.944	141	316481	46.29	ppb	99
45) 1-Methylnaphthalene	7.078	142	358905	46.05	ppb	99
46) Dimethylnaphthalene	7.841	156	329636	46.35	ppb	99
48) Hexachlorocyclopentadiene	7.168	237	216886	103.23	ppb	99
49) 2,4,6-Trichlorophenol	7.334	196	110397	46.70	ppb	99
50) 2,4,5-Trichlorophenol	7.382	196	120813	47.35	ppb	96
52) 2-Chloronaphthalene	7.622	162	364211	46.55	ppb	99
53) Biphenyl	7.601	154	458712	46.03	ppb	99
54) 2-Nitroaniline	7.783	65	106927	48.86	ppb	96
55) Dimethylphthalate	8.087	163	387941	46.29	ppb	99
56) Acenaphthylene	8.258	152	572410	47.41	ppb	99
57) 2,6-Dinitrotoluene	8.167	165	96161	53.37	ppb	98
58) 3-Nitroaniline	8.434	138	106495	48.75	ppb	97
59) Acenaphthene	8.547	153	346540	46.24	ppb	99
60) 2,4-Dinitrophenol	8.605	184	110242	121.99	ppb	88
61) 4-Nitrophenol	8.739	109	58780	50.75	ppb	99
62) Dibenzofuran	8.840	168	496427	45.53	ppb	99
63) 2,4-Dinitrotoluene	8.835	165	128710	52.42	ppb	98
64) 2,3,4,6-Tetrachlorophenol	9.059	232	98228	49.93	ppb	96
65) Diethylphthalate	9.300	149	385030	47.08	ppb	99
66) Fluorene	9.433	166	402414	47.27	ppb	99
67) 4-Chlorophenyl-phenyle...	9.460	204	191952	46.57	ppb	99
68) 4-Nitroaniline	9.487	138	107076	47.67	ppb	99
70) 4,6-Dinitro-2-methylph...	9.546	198	77623	62.91	ppb	98
71) n-Nitrosodiphenylamine	9.674	169	270109	47.86	ppb	98
72) 1,2-Diphenylhydrazine	9.743	77	429786	48.05	ppb	99
74) 4-Bromophenyl-phenylether	10.347	248	101575	48.23	ppb	98
75) Hexachlorobenzene	10.438	284	108094	47.93	ppb	97
76) Pentachlorophenol	10.812	266	151287	105.12	ppb	97
77) Phenanthrene	11.186	178	576062	46.15	ppb	100

Quantitation Report (QT Reviewed)

Data Path : C:\msdchem\1\DATA\em4300\
Data File : m105039.D
Acq On : 12 Jun 2014 12:11 pm
Operator : saumilp
Sample : ICC4300-50
Misc : op73826,em4300
ALS Vial : 5 Sample Multiplier: 1

Quant Time: Jun 12 12:36:59 2014
Quant Method : C:\msdchem\1\METHODS\MM4300.M
Quant Title : Semi Volatile GC/MS, rtx-5ms 30mx0.25mmx0.25um
QLast Update : Thu Jun 12 12:36:09 2014
Response via : Initial Calibration

Compound	R.T.	QIon	Response	Conc	Units	Dev(Min)
78) Anthracene	11.282	178	585696	48.06	ppb	100
79) Carbazole	11.618	167	554531	46.50	ppb	100
80) Di-n-butylphthalate	12.430	149	650807	48.63	ppb	100
81) Fluoranthene	13.488	202	630469	46.98	ppb	99
82) Octadecane	11.127	57	199072	48.77	ppb	98
84) Pyrene	13.921	202	659786	48.23	ppb	100
85) Butyl stearate	15.620	56	148589	52.80	ppb	95
87) Butylbenzylphthalate	15.379	149	292506	50.29	ppb	100
88) Benzo[a]anthracene	16.314	228	593912	47.12	ppb	100
89) 3,3'-Dichlorobenzidine	16.335	252	212284	49.88	ppb	99
90) Chrysene	16.384	228	554978	47.60	ppb	100
91) bis(2-Ethylhexyl)phtha...	16.603	149	404508	52.06	ppb	98
93) Di-n-octylphthalate	17.831	149	688090	46.01	ppb	100
94) Benzo[b]fluoranthene	18.312	252	566187	42.80	ppb	99
95) Benzo[k]fluoranthene	18.371	252	555182	44.13	ppb	99
96) Benzo[a]pyrene	18.862	252	502822	43.85	ppb	98
97) Indeno[1,2,3-cd]pyrene	20.764	276	457071	42.43	ppb	97
98) Dibenz(a,h)acridine	20.369	279	426245	46.14	ppb	98
99) Dibenz[a,h]anthracene	20.818	278	480141	43.68	ppb	99
100) 7,12-Dimethylbenz(a)an...	18.333	256	280715	46.99	ppb	99
101) Benzo[g,h,i]perylene	21.266	276	449474	43.49	ppb	99

(#) = qualifier out of range (m) = manual integration (+) = signals summed

Quantitation Report (QT Reviewed)

Data Path : C:\msdchem\1\DATA\em4300\
Data File : m105039.D
Acq On : 12 Jun 2014 12:11 pm
Operator : saumilp
Sample : ICC4300-50
Misc : op73826,em4300
ALS Vial : 5 Sample Multiplier: 1

Quant Time: Jun 12 12:36:59 2014
Quant Method : C:\msdchem\1\METHODS\MM4300.M
Quant Title : Semi Volatile GC/MS, rtx-5ms 30mx0.25mmx0.25um
QLast Update : Thu Jun 12 12:36:09 2014
Response via : Initial Calibration

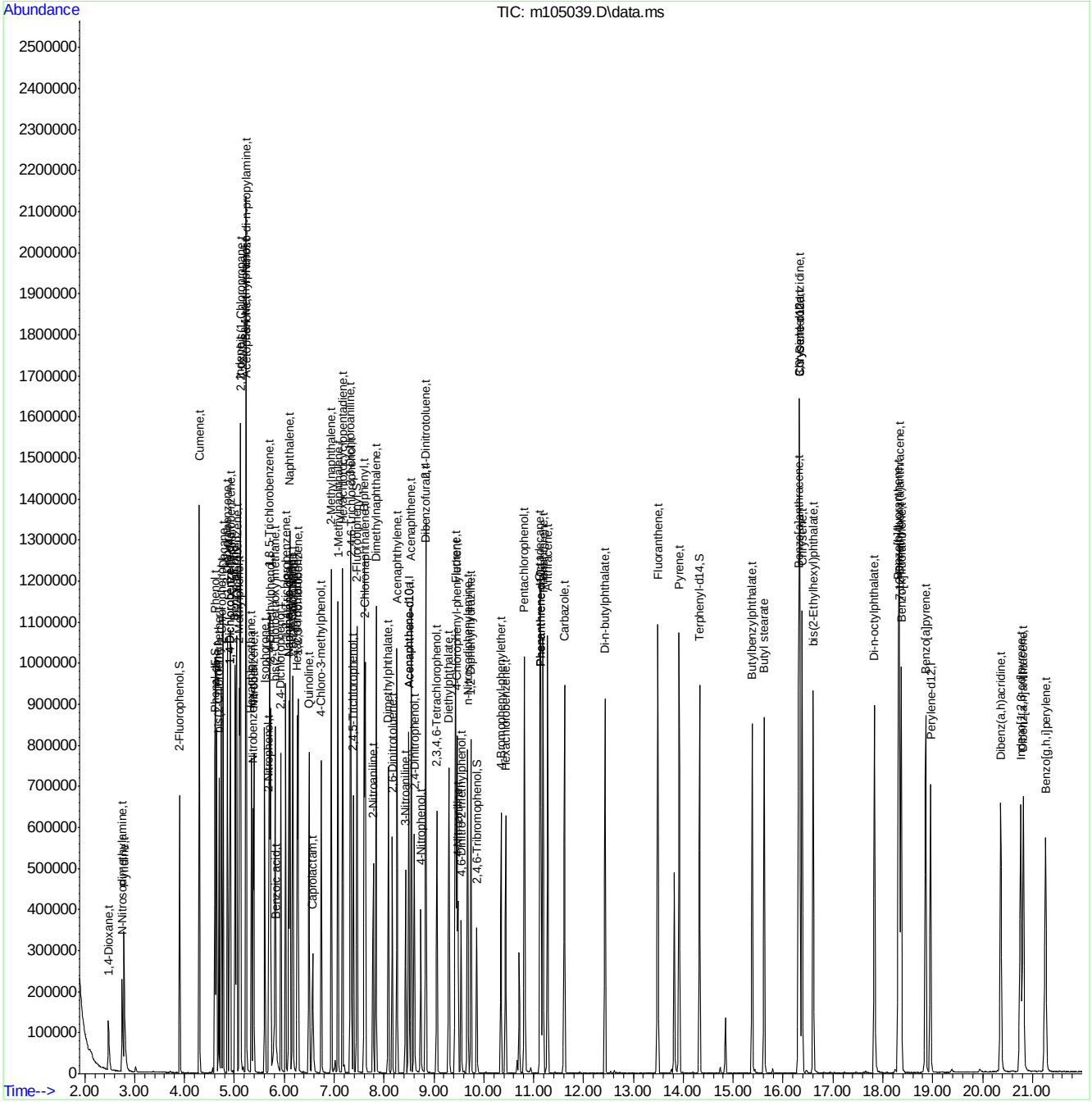

ACCUTEST LABORATORIES JB70128

Quantitation Report (QT Reviewed)

Data Path : C:\msdchem\1\DATA\em4300\
Data File : m105040.D
Acq On : 12 Jun 2014 12:40 pm
Operator : saumilp
Sample : IC4300-25
Misc : op73826,em4300
ALS Vial : 6 Sample Multiplier: 1

Quant Time: Jun 12 13:06:56 2014
Quant Method : C:\msdchem\1\METHODS\MM4300.M
Quant Title : Semi Volatile GC/MS, rtx-5ms 30mx0.25mmx0.25um
QLast Update : Thu Jun 12 13:04:04 2014
Response via : Initial Calibration

Compound	R.T.	QIon	Response	Conc	Units	Dev(Min)
Internal Standards						
1) 1,4-Dichlorobenzene-d4	4.906	152	100794	40.00	ppb	0.00
24) Naphthalene-d8	6.086	136	354887	40.00	ppb	0.00
47) Acenaphthene-d10	8.490	164	213939	40.00	ppb	0.00
69) Phenanthrene-d10	11.140	188	361916	40.00	ppb	0.00
83) Chrysene-d12	16.327	240	361873	40.00	ppb	-0.01
92) Perylene-d12	18.955	264	316861	40.00	ppb	0.00
102) 1,4-Dichlorobenzene-d4a	4.906	152	100794	40.00	ppb	0.00
104) Acenaphthene-d10a	8.490	164	213939	40.00	ppb	0.00
107) Chrysene-d12a	16.327	240	361873	40.00	ppb	-0.01
110) Phenanthrene-d10a	11.140	188	361916	40.00	ppb	0.00
112) Naphthalene-d8a	6.086	136	354887	40.00	ppb	0.00
System Monitoring Compounds						
5) 2-Fluorophenol	3.901	112	85078	23.60	ppb	0.00
Spiked Amount 50.000			Recovery = 47.20%			
8) Phenol-d5	4.606	99	107734	23.04	ppb	-0.01
Spiked Amount 50.000			Recovery = 46.08%			
25) Nitrobenzene-d5	5.370	82	88032	24.38	ppb	0.00
Spiked Amount 50.000			Recovery = 48.76%			
51) 2-Fluorobiphenyl	7.454	172	176518	24.34	ppb	0.00
Spiked Amount 50.000			Recovery = 48.68%			
73) 2,4,6-Tribromophenol	9.852	330	20753	26.17	ppb	-0.01
Spiked Amount 50.000			Recovery = 52.34%			
86) Terphenyl-d14	14.324	244	199237	24.53	ppb	-0.01
Spiked Amount 50.000			Recovery = 49.06%			
109) 1-chlorooctadecane	0.000	57	0	0.00	ppb	
Spiked Amount 50.000			Recovery = 0.00%			
111) o-terphenyl	0.000	230	0	0.00	ppb	
Spiked Amount 50.000			Recovery = 0.00%			
Target Compounds						Qvalue
2) 1,4-Dioxane	2.475	88	39963	21.39	ppb	97
3) Pyridine	2.785	79	103094	22.54	ppb	99
4) N-Nitrosodimethylamine	2.753	42	37159	22.48	ppb	94
6) Indene	5.119	116	156692	24.16	ppb	100
7) Cumene	4.297	105	226871	24.45	ppb	100
9) Phenol	4.617	94	128736	23.96	ppb	98
10) Aniline	4.644	93	141082	23.30	ppb	94
11) bis(2-Chloroethyl)ether	4.687	93	85269	23.67	ppb	99
12) 2-Chlorophenol	4.740	128	93464	24.12	ppb	95
13) Decane	4.777	43	68721	24.13	ppb	95
14) 1,3-Dichlorobenzene	4.857	146	97538	24.40	ppb	98
15) 1,4-Dichlorobenzene	4.916	146	101009	23.98	ppb	98
16) Benzyl alcohol	5.007	108	63114	23.43	ppb	95
17) 1,2-Dichlorobenzene	5.044	146	92975	23.92	ppb	98
18) Acetophenone	5.231	105	129557	23.99	ppb	85
19) 2-Methylphenol	5.098	108	84093	23.87	ppb	96
20) 2,2'-oxybis(1-Chloropr...	5.125	121	27734	24.62	ppb	97
21) 3&4-Methylphenol	5.226	108	88504	24.05	ppb	99

Quantitation Report (QT Reviewed)

Data Path : C:\msdchem\1\DATA\em4300\
Data File : m105040.D
Acq On : 12 Jun 2014 12:40 pm
Operator : saumilp
Sample : IC4300-25
Misc : op73826,em4300
ALS Vial : 6 Sample Multiplier: 1

Quant Time: Jun 12 13:06:56 2014
Quant Method : C:\msdchem\1\METHODS\MM4300.M
Quant Title : Semi Volatile GC/MS, rtx-5ms 30mx0.25mmx0.25um
QLast Update : Thu Jun 12 13:04:04 2014
Response via : Initial Calibration

Compound	R.T.	QIon	Response	Conc	Units	Dev(Min)
22) n-Nitroso-di-n-propyla...	5.231	70	61368	23.35	ppb	99
23) Hexachloroethane	5.338	201	34154	23.90	ppb	91
26) Nitrobenzene	5.386	77	101294	25.07	ppb	97
27) Quinoline	6.487	129	177979	23.71	ppb	98
28) Isophorone	5.605	82	169577	24.09	ppb	98
29) 2-Nitrophenol	5.691	139	47946	25.56	ppb	97
30) 2,4-Dimethylphenol	5.718	107	85783	23.16	ppb	97
31) Benzoic acid	5.803	105	60638	23.92	ppb	97
32) bis(2-Chloroethoxy)met...	5.814	93	96291	23.87	ppb	100
33) 2,4-Dichlorophenol	5.931	162	69263	24.82	ppb	94
34) 2,6-Dichlorophenol	6.172	162	67384	24.23	ppb	99
35) 1,3,5-Trichlorobenzene	5.702	180	85130	25.36	ppb	96
36) 1,2,4-Trichlorobenzene	6.027	180	78475	24.34	ppb	98
37) 1,2,3-Trichlorobenzene	6.273	180	79197	23.93	ppb	97
38) Naphthalene	6.108	128	257097	24.35	ppb	100
39) 4-Chloroaniline	6.161	127	113895	24.34	ppb	100
40) 2,3-Dichloroaniline	7.326	161	85987	24.02	ppb	98
41) Caprolactam	6.546	55	35111	23.76	ppb	99
42) Hexachlorobutadiene	6.252	225	45659	24.90	ppb	97
43) 4-Chloro-3-methylphenol	6.738	107	78214	24.19	ppb	99
44) 2-Methylnaphthalene	6.941	141	141634	23.95	ppb	99
45) 1-Methylnaphthalene	7.074	142	163401	24.27	ppb	98
46) Dimethylnaphthalene	7.833	156	148139	24.07	ppb	98
48) Hexachlorocyclopentadiene	7.171	237	94245	50.53	ppb	97
49) 2,4,6-Trichlorophenol	7.331	196	49373	24.12	ppb	97
50) 2,4,5-Trichlorophenol	7.379	196	54689	24.67	ppb	99
52) 2-Chloronaphthalene	7.619	162	164295	24.26	ppb	99
53) Biphenyl	7.598	154	206624	24.02	ppb	99
54) 2-Nitroaniline	7.774	65	47697	24.89	ppb	95
55) Dimethylphthalate	8.084	163	174025	24.03	ppb	99
56) Acenaphthylene	8.255	152	252926	24.10	ppb	99
57) 2,6-Dinitrotoluene	8.159	165	41744	25.87	ppb	95
58) 3-Nitroaniline	8.426	138	46766	24.46	ppb	96
59) Acenaphthene	8.544	153	155293	23.98	ppb	100
60) 2,4-Dinitrophenol	8.597	184	41258	49.14	ppb	85
61) 4-Nitrophenol	8.730	109	25708	25.11	ppb	91
62) Dibenzofuran	8.832	168	227909	24.28	ppb	99
63) 2,4-Dinitrotoluene	8.827	165	57699	26.36	ppb	98
64) 2,3,4,6-Tetrachlorophenol	9.056	232	43146	24.91	ppb	98
65) Diethylphthalate	9.297	149	172149	24.26	ppb	99
66) Fluorene	9.425	166	179640	24.29	ppb	98
67) 4-Chlorophenyl-phenyle...	9.457	204	87192	24.44	ppb	99
68) 4-Nitroaniline	9.473	138	49038	25.08	ppb	96
70) 4,6-Dinitro-2-methylph...	9.537	198	29988	25.68	ppb	96
71) n-Nitrosodiphenylamine	9.671	169	120706	24.32	ppb	100
72) 1,2-Diphenylhydrazine	9.740	77	192759	24.48	ppb	98
74) 4-Bromophenyl-phenylether	10.344	248	44354	23.90	ppb	98
75) Hexachlorobenzene	10.435	284	49087	24.74	ppb	95
76) Pentachlorophenol	10.809	266	66838	51.57	ppb	97
77) Phenanthrene	11.183	178	263600	24.22	ppb	99

Quantitation Report (QT Reviewed)

Data Path : C:\msdchem\1\DATA\em4300\
Data File : m105040.D
Acq On : 12 Jun 2014 12:40 pm
Operator : saumilp
Sample : IC4300-25
Misc : op73826,em4300
ALS Vial : 6 Sample Multiplier: 1

Quant Time: Jun 12 13:06:56 2014
Quant Method : C:\msdchem\1\METHODS\MM4300.M
Quant Title : Semi Volatile GC/MS, rtx-5ms 30mx0.25mmx0.25um
QLast Update : Thu Jun 12 13:04:04 2014
Response via : Initial Calibration

	Compound	R.T.	QIon	Response	Conc	Units	Dev(Min)
78)	Anthracene	11.279	178	266867	24.87	ppb	98
79)	Carbazole	11.610	167	253362	24.32	ppb	99
80)	Di-n-butylphthalate	12.427	149	292428	24.75	ppb	100
81)	Fluoranthene	13.485	202	282165	24.01	ppb	98
82)	Octadecane	11.124	57	91054	25.24	ppb	99
84)	Pyrene	13.912	202	304927	24.61	ppb	99
85)	Butyl stearate	15.617	56	65345	25.06	ppb	96
87)	Butylbenzylphthalate	15.376	149	128865	24.22	ppb	99
88)	Benzo[a]anthracene	16.311	228	271149	23.89	ppb	98
89)	3,3'-Dichlorobenzidine	16.327	252	97148	25.00	ppb	97
90)	Chrysene	16.375	228	255867	24.31	ppb	99
91)	bis(2-Ethylhexyl)phtha...	16.599	149	176661	24.63	ppb	99
93)	Di-n-octylphthalate	17.828	149	295305	22.20	ppb	99
94)	Benzo[b]fluoranthene	18.304	252	259825	22.45	ppb	98
95)	Benzo[k]fluoranthene	18.357	252	255408	23.05	ppb	99
96)	Benzo[a]pyrene	18.854	252	226542	22.46	ppb	97
97)	Indeno[1,2,3-cd]pyrene	20.756	276	201811	21.46	ppb	98
98)	Dibenz(a,h)acridine	20.355	279	189368	23.03	ppb	95
99)	Dibenz[a,h]anthracene	20.809	278	212522	22.00	ppb	98
100)	7,12-Dimethylbenz(a)an...	18.320	256	123567	23.14	ppb	97
101)	Benzo[g,h,i]perylene	21.247	276	204451	22.54	ppb	99

(#) = qualifier out of range (m) = manual integration (+) = signals summed

Quantitation Report (QT Reviewed)

Data Path : C:\msdchem\1\DATA\em4300\
Data File : m105040.D
Acq On : 12 Jun 2014 12:40 pm
Operator : saumilp
Sample : IC4300-25
Misc : op73826,em4300
ALS Vial : 6 Sample Multiplier: 1

Quant Time: Jun 12 13:06:56 2014
Quant Method : C:\msdchem\1\METHODS\MM4300.M
Quant Title : Semi Volatile GC/MS, rtx-5ms 30mx0.25mmx0.25um
QLast Update : Thu Jun 12 13:04:04 2014
Response via : Initial Calibration

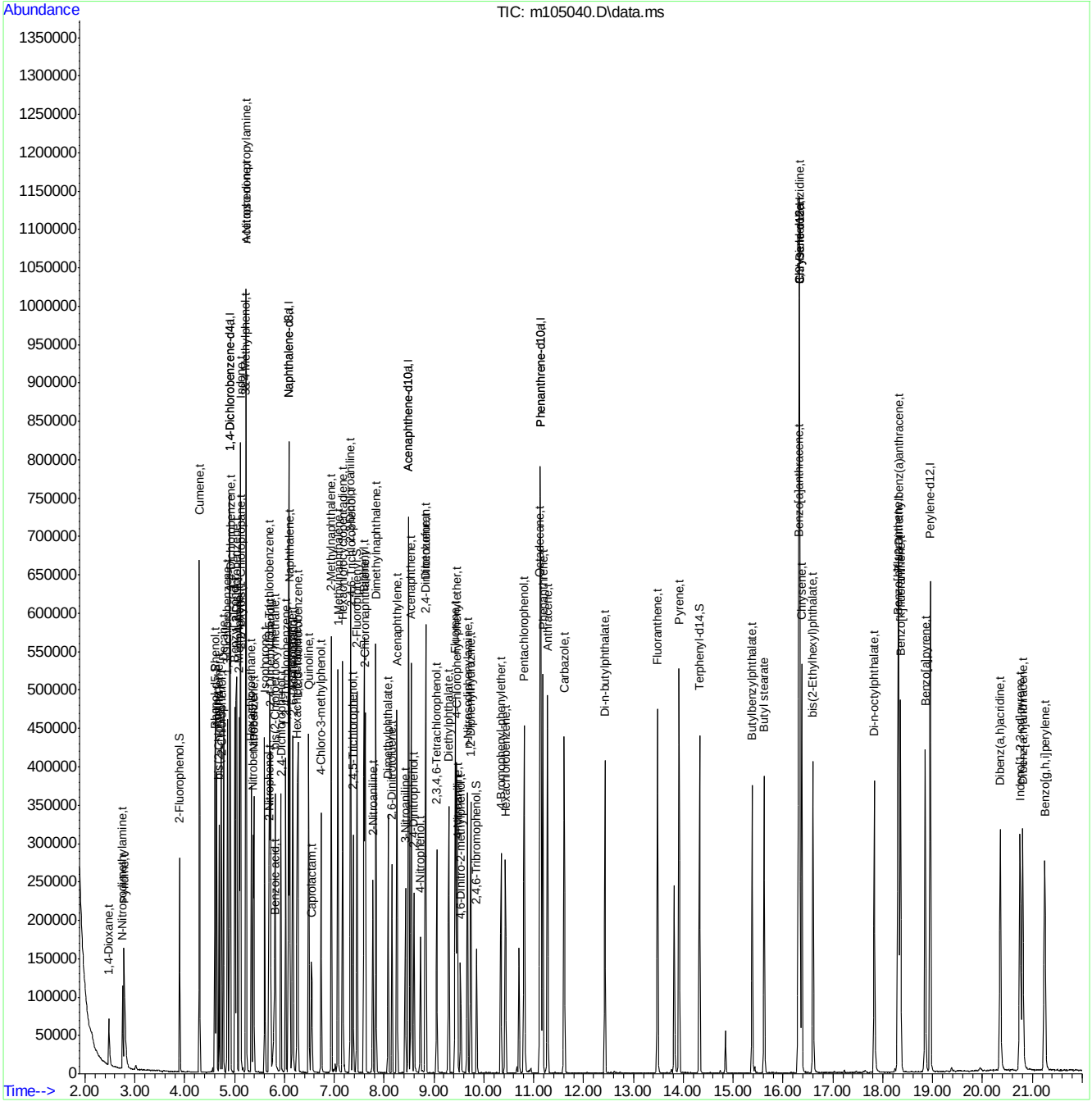

Quantitation Report (QT Reviewed)

Data Path : C:\msdchem\1\DATA\em4300\
Data File : m105041.D
Acq On : 12 Jun 2014 1:10 pm
Operator : saumilp
Sample : IC4300-10
Misc : op73826,em4300
ALS Vial : 7 Sample Multiplier: 1

Quant Time: Jun 12 13:33:37 2014
Quant Method : C:\msdchem\1\METHODS\MM4300.M
Quant Title : Semi Volatile GC/MS, rtx-5ms 30mx0.25mmx0.25um
QLast Update : Thu Jun 12 13:07:09 2014
Response via : Initial Calibration

Compound	R.T.	QIon	Response	Conc	Units		Dev(Min)
Internal Standards							
1) 1,4-Dichlorobenzene-d4	4.901	152	89086	40.00	ppb		0.00
24) Naphthalene-d8	6.087	136	321562	40.00	ppb		0.00
47) Acenaphthene-d10	8.491	164	190952	40.00	ppb		0.00
69) Phenanthrene-d10	11.136	188	332682	40.00	ppb		0.00
83) Chrysene-d12	16.323	240	334492	40.00	ppb		0.00
92) Perylene-d12	18.951	264	271039	40.00	ppb		0.00
102) 1,4-Dichlorobenzene-d4a	4.901	152	89086	40.00	ppb		0.00
104) Acenaphthene-d10a	8.491	164	190952	40.00	ppb		0.00
107) Chrysene-d12a	16.323	240	334492	40.00	ppb		0.00
110) Phenanthrene-d10a	11.136	188	332682	40.00	ppb		0.00
112) Naphthalene-d8a	6.087	136	321562	40.00	ppb		0.00
System Monitoring Compounds							
5) 2-Fluorophenol	3.897	112	32483	10.31	ppb		0.00
Spiked Amount 50.000			Recovery = 20.62%				
8) Phenol-d5	4.608	99	42980	10.57	ppb		0.00
Spiked Amount 50.000			Recovery = 21.14%				
25) Nitrobenzene-d5	5.366	82	34636	10.64	ppb		0.00
Spiked Amount 50.000			Recovery = 21.28%				
51) 2-Fluorobiphenyl	7.455	172	68539	10.65	ppb		0.00
Spiked Amount 50.000			Recovery = 21.30%				
73) 2,4,6-Tribromophenol	9.854	330	7966	10.83	ppb		0.00
Spiked Amount 50.000			Recovery = 21.66%				
86) Terphenyl-d14	14.320	244	76792	10.27	ppb		0.00
Spiked Amount 50.000			Recovery = 20.54%				
109) 1-chlorooctadecane	0.000	57	0	0.00	ppb		
Spiked Amount 50.000			Recovery = 0.00%				
111) o-terphenyl	0.000	230	0	0.00	ppb		
Spiked Amount 50.000			Recovery = 0.00%				
Target Compounds							Qvalue
2) 1,4-Dioxane	2.476	88	15987	9.97	ppb		97
3) Pyridine	2.791	79	39671	10.01	ppb		95
4) N-Nitrosodimethylamine	2.754	42	14394	10.06	ppb		96
6) Indene	5.115	116	60713	10.66	ppb		99
7) Cumene	4.298	105	86689	10.62	ppb		97
9) Phenol	4.613	94	46599	9.90	ppb		85
10) Aniline	4.640	93	56800	10.76	ppb		100
11) bis(2-Chloroethyl)ether	4.688	93	33206	10.54	ppb		98
12) 2-Chlorophenol	4.736	128	36386	10.70	ppb		98
13) Decane	4.773	43	27220	10.89	ppb		99
14) 1,3-Dichlorobenzene	4.859	146	38435	10.93	ppb		97
15) 1,4-Dichlorobenzene	4.917	146	39621	10.73	ppb		100
16) Benzyl alcohol	5.008	108	24862	10.58	ppb		93
17) 1,2-Dichlorobenzene	5.046	146	37756	11.08	ppb		93
18) Acetophenone	5.233	105	52720	11.14	ppb		93
19) 2-Methylphenol	5.099	108	32648	10.58	ppb		99
20) 2,2'-oxybis(1-Chloropr...	5.120	121	10509	10.59	ppb	#	84
21) 3&4-Methylphenol	5.222	108	34569	10.71	ppb		90

Quantitation Report (QT Reviewed)

Data Path : C:\msdchem\1\DATA\em4300\
Data File : m105041.D
Acq On : 12 Jun 2014 1:10 pm
Operator : saumilp
Sample : IC4300-10
Misc : op73826,em4300
ALS Vial : 7 Sample Multiplier: 1

Quant Time: Jun 12 13:33:37 2014
Quant Method : C:\msdchem\1\METHODS\MM4300.M
Quant Title : Semi Volatile GC/MS, rtx-5ms 30mx0.25mmx0.25um
QLast Update : Thu Jun 12 13:07:09 2014
Response via : Initial Calibration

Compound	R.T.	QIon	Response	Conc	Units	Dev(Min)
22) n-Nitroso-di-n-propyla...	5.233	70	25473	11.11	ppb	96
23) Hexachloroethane	5.339	201	13575	10.84	ppb	93
26) Nitrobenzene	5.387	77	39852	10.88	ppb	98
27) Quinoline	6.483	129	69363	10.30	ppb	98
28) Isophorone	5.607	82	68227	10.77	ppb	99
29) 2-Nitrophenol	5.687	139	17431	10.21	ppb	94
30) 2,4-Dimethylphenol	5.719	107	34542	10.45	ppb	94
31) Benzoic acid	5.777	105	19348	8.50	ppb	94
32) bis(2-Chloroethoxy)met...	5.815	93	39004	10.77	ppb	98
33) 2,4-Dichlorophenol	5.927	162	25974	10.29	ppb	95
34) 2,6-Dichlorophenol	6.173	162	26455	10.56	ppb	99
35) 1,3,5-Trichlorobenzene	5.703	180	33294	10.91	ppb	99
36) 1,2,4-Trichlorobenzene	6.023	180	31187	10.73	ppb	97
37) 1,2,3-Trichlorobenzene	6.269	180	31197	10.49	ppb	98
38) Naphthalene	6.109	128	102824	10.81	ppb	99
39) 4-Chloroaniline	6.157	127	45240	10.73	ppb	97
40) 2,3-Dichloroaniline	7.321	161	34618	10.76	ppb	94
41) Caprolactam	6.531	55	13187	9.95	ppb	96
42) Hexachlorobutadiene	6.253	225	17228	10.38	ppb	98
43) 4-Chloro-3-methylphenol	6.734	107	30399	10.44	ppb	98
44) 2-Methylnaphthalene	6.942	141	55918	10.52	ppb	99
45) 1-Methylnaphthalene	7.070	142	64269	10.60	ppb	99
46) Dimethylnaphthalene	7.834	156	59532	10.76	ppb	98
48) Hexachlorocyclopentadiene	7.166	237	34368	20.60	ppb	98
49) 2,4,6-Trichlorophenol	7.327	196	19532	10.76	ppb	91
50) 2,4,5-Trichlorophenol	7.375	196	21268	10.78	ppb	98
52) 2-Chloronaphthalene	7.620	162	65978	10.98	ppb	98
53) Biphenyl	7.599	154	81873	10.75	ppb	98
54) 2-Nitroaniline	7.770	65	17942	10.50	ppb	90
55) Dimethylphthalate	8.080	163	66874	10.43	ppb	98
56) Acenaphthylene	8.256	152	100602	10.82	ppb	98
57) 2,6-Dinitrotoluene	8.155	165	15567	10.74	ppb	96
58) 3-Nitroaniline	8.422	138	17700	10.42	ppb	93
59) Acenaphthene	8.545	153	59857	10.44	ppb	93
60) 2,4-Dinitrophenol	8.593	184	11007	14.74	ppb	93
61) 4-Nitrophenol	8.721	109	9416	10.30	ppb	95
62) Dibenzofuran	8.833	168	90851	10.91	ppb	99
63) 2,4-Dinitrotoluene	8.822	165	21673	10.98	ppb	95
64) 2,3,4,6-Tetrachlorophenol	9.052	232	16344	10.58	ppb	99
65) Diethylphthalate	9.293	149	66832	10.61	ppb	99
66) Fluorene	9.426	166	69703	10.62	ppb	98
67) 4-Chlorophenyl-phenyle...	9.458	204	33849	10.68	ppb	97
68) 4-Nitroaniline	9.464	138	18108	10.37	ppb	98
70) 4,6-Dinitro-2-methylph...	9.533	198	8668	8.03	ppb	95
71) n-Nitrosodiphenylamine	9.667	169	47379	10.44	ppb	97
72) 1,2-Diphenylhydrazine	9.736	77	76454	10.61	ppb	97
74) 4-Bromophenyl-phenylether	10.340	248	17350	10.26	ppb	97
75) Hexachlorobenzene	10.430	284	19711	10.83	ppb	99
76) Pentachlorophenol	10.804	266	24280	20.25	ppb	97
77) Phenanthrene	11.178	178	102730	10.33	ppb	98

Quantitation Report (QT Reviewed)

Data Path : C:\msdchem\1\DATA\em4300\
Data File : m105041.D
Acq On : 12 Jun 2014 1:10 pm
Operator : saumilp
Sample : IC4300-10
Misc : op73826,em4300
ALS Vial : 7 Sample Multiplier: 1

Quant Time: Jun 12 13:33:37 2014
Quant Method : C:\msdchem\1\METHODS\MM4300.M
Quant Title : Semi Volatile GC/MS, rtx-5ms 30mx0.25mmx0.25um
QLast Update : Thu Jun 12 13:07:09 2014
Response via : Initial Calibration

	Compound	R.T.	QIon	Response	Conc	Units	Dev(Min)
78)	Anthracene	11.275	178	106503	10.81	ppb	98
79)	Carbazole	11.611	167	95906	10.07	ppb	99
80)	Di-n-butylphthalate	12.423	149	107351	9.90	ppb	98
81)	Fluoranthene	13.481	202	109467	10.21	ppb	96
82)	Octadecane	11.125	57	35089	10.56	ppb	98
84)	Pyrene	13.908	202	117863	10.32	ppb	100
85)	Butyl stearate	15.618	56	23880	9.90	ppb	97
87)	Butylbenzylphthalate	15.377	149	46867	9.59	ppb	98
88)	Benzo[a]anthracene	16.307	228	105178	10.11	ppb	99
89)	3,3'-Dichlorobenzidine	16.328	252	36312	10.11	ppb	99
90)	Chrysene	16.371	228	99978	10.33	ppb	99
91)	bis(2-Ethylhexyl)phtha...	16.601	149	63831	9.66	ppb	97
93)	Di-n-octylphthalate	17.824	149	98100	8.82	ppb	99
94)	Benzo[b]fluoranthene	18.299	252	99913	10.30	ppb	96
95)	Benzo[k]fluoranthene	18.348	252	100165	10.74	ppb	96
96)	Benzo[a]pyrene	18.844	252	88332	10.45	ppb	98
97)	Indeno[1,2,3-cd]pyrene	20.746	276	78530	10.05	ppb	99
98)	Dibenz(a,h)acridine	20.356	279	73104	10.56	ppb	98
99)	Dibenz[a,h]anthracene	20.800	278	82103	10.18	ppb	98
100)	7,12-Dimethylbenz(a)an...	18.315	256	47122	10.47	ppb	99
101)	Benzo[g,h,i]perylene	21.238	276	82196	10.80	ppb	98

(#) = qualifier out of range (m) = manual integration (+) = signals summed

9.6.33

9

Quantitation Report (QT Reviewed)

Data Path : C:\msdchem\1\DATA\em4300\
Data File : m105041.D
Acq On : 12 Jun 2014 1:10 pm
Operator : saumilp
Sample : IC4300-10
Misc : op73826,em4300
ALS Vial : 7 Sample Multiplier: 1

Quant Time: Jun 12 13:33:37 2014
Quant Method : C:\msdchem\1\METHODS\MM4300.M
Quant Title : Semi Volatile GC/MS, rtx-5ms 30mx0.25mmx0.25um
QLast Update : Thu Jun 12 13:07:09 2014
Response via : Initial Calibration

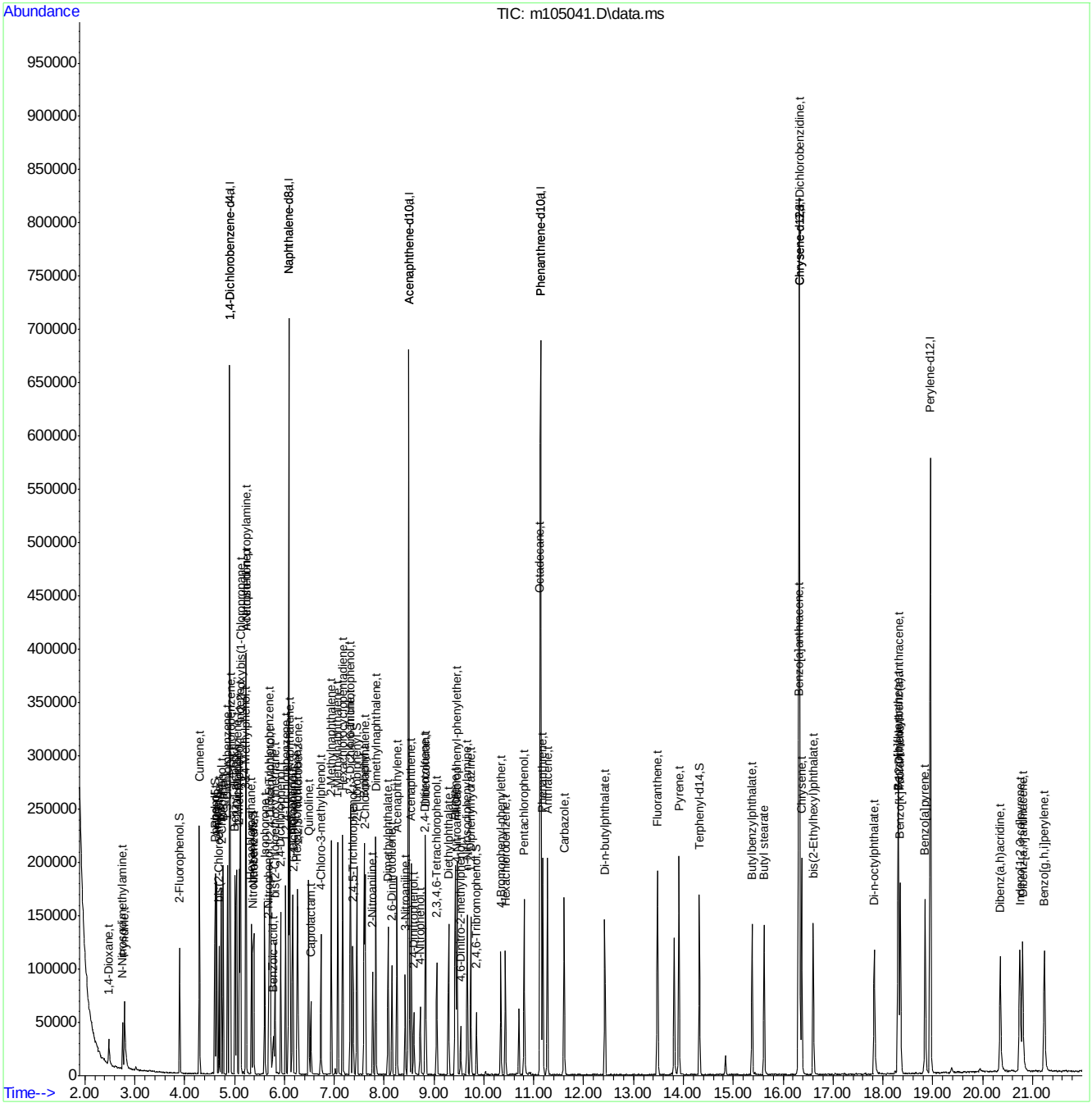

ACCUTEST LABORATORIES JB70128

Quantitation Report (QT Reviewed)

Data Path : C:\msdchem\1\DATA\em4300\
Data File : m105042.D
Acq On : 12 Jun 2014 1:40 pm
Operator : saumilp
Sample : IC4300-5
Misc : op73826,em4300
ALS Vial : 8 Sample Multiplier: 1

Quant Time: Jun 12 14:40:23 2014
Quant Method : C:\msdchem\1\METHODS\MM4300.M
Quant Title : Semi Volatile GC/MS, rtx-5ms 30mx0.25mmx0.25um
QLast Update : Thu Jun 12 14:39:28 2014
Response via : Initial Calibration

Compound	R.T.	QIon	Response	Conc	Units		Dev(Min)
Internal Standards							
1) 1,4-Dichlorobenzene-d4	4.906	152	83164	40.00	ppb		0.00
24) Naphthalene-d8	6.086	136	303065	40.00	ppb		0.00
47) Acenaphthene-d10	8.490	164	182696	40.00	ppb		0.00
69) Phenanthrene-d10	11.140	188	321500	40.00	ppb		0.00
83) Chrysene-d12	16.322	240	326948	40.00	ppb		0.00
92) Perylene-d12	18.950	264	269319	40.00	ppb		0.00
102) 1,4-Dichlorobenzene-d4a	4.906	152	83164	40.00	ppb		0.00
104) Acenaphthene-d10a	8.490	164	182696	40.00	ppb		0.00
107) Chrysene-d12a	16.322	240	326948	40.00	ppb		0.00
110) Phenanthrene-d10a	11.140	188	321500	40.00	ppb		0.00
112) Naphthalene-d8a	6.086	136	303065	40.00	ppb		0.00
System Monitoring Compounds							
5) 2-Fluorophenol	3.896	112	15100	5.10	ppb		0.00
Spiked Amount 50.000			Recovery	=	10.20%		
8) Phenol-d5	4.606	99	20285	5.25	ppb		0.00
Spiked Amount 50.000			Recovery	=	10.50%		
25) Nitrobenzene-d5	5.370	82	17290	5.50	ppb		0.00
Spiked Amount 50.000			Recovery	=	11.00%		
51) 2-Fluorobiphenyl	7.454	172	34413	5.43	ppb		0.00
Spiked Amount 50.000			Recovery	=	10.86%		
73) 2,4,6-Tribromophenol	9.852	330	3654	5.16	ppb		0.00
Spiked Amount 50.000			Recovery	=	10.32%		
86) Terphenyl-d14	14.318	244	37883	5.17	ppb		0.00
Spiked Amount 50.000			Recovery	=	10.34%		
109) 1-chlorooctadecane	0.000	57	0	0.00	ppb		
Spiked Amount 50.000			Recovery	=	0.00%		
111) o-terphenyl	0.000	230	0	0.00	ppb		
Spiked Amount 50.000			Recovery	=	0.00%		
Target Compounds							Qvalue
2) 1,4-Dioxane	2.475	88	8053	5.37	ppb		94
3) Pyridine	2.795	79	19224	5.17	ppb		94
4) N-Nitrosodimethylamine	2.753	42	6940	5.16	ppb		96
6) Indene	5.119	116	30484	5.56	ppb		97
7) Cumene	4.297	105	42004	5.35	ppb		98
9) Phenol	4.617	94	22348	5.12	ppb		84
10) Aniline	4.638	93	27394	5.40	ppb		94
11) bis(2-Chloroethyl)ether	4.686	93	16313	5.40	ppb		99
12) 2-Chlorophenol	4.735	128	17460	5.35	ppb		96
13) Decane	4.772	43	13181	5.42	ppb		96
14) 1,3-Dichlorobenzene	4.857	146	18568	5.46	ppb		96
15) 1,4-Dichlorobenzene	4.916	146	19323	5.46	ppb		96
16) Benzyl alcohol	5.007	108	11822	5.33	ppb		97
17) 1,2-Dichlorobenzene	5.044	146	17561	5.36	ppb		98
18) Acetophenone	5.231	105	25410	5.52	ppb		90
19) 2-Methylphenol	5.098	108	15481	5.31	ppb		99
20) 2,2'-oxybis(1-Chloropr...	5.119	121	5432	5.66	ppb		86
21) 3&4-Methylphenol	5.226	108	17215	5.55	ppb	#	86

Quantitation Report (QT Reviewed)

Data Path : C:\msdchem\1\DATA\em4300\
Data File : m105042.D
Acq On : 12 Jun 2014 1:40 pm
Operator : saumilp
Sample : IC4300-5
Misc : op73826,em4300
ALS Vial : 8 Sample Multiplier: 1

Quant Time: Jun 12 14:40:23 2014
Quant Method : C:\msdchem\1\METHODS\MM4300.M
Quant Title : Semi Volatile GC/MS, rtx-5ms 30mx0.25mmx0.25um
QLast Update : Thu Jun 12 14:39:28 2014
Response via : Initial Calibration

Compound	R.T.	QIon	Response	Conc	Units	Dev(Min)
22) n-Nitroso-di-n-propyla...	5.231	70	12508	5.59	ppb	93
23) Hexachloroethane	5.338	201	6273	5.21	ppb	98
26) Nitrobenzene	5.386	77	18917	5.34	ppb	92
27) Quinoline	6.481	129	33876	5.29	ppb	99
28) Isophorone	5.605	82	32944	5.39	ppb	96
29) 2-Nitrophenol	5.685	139	7946	4.97	ppb	94
30) 2,4-Dimethylphenol	5.718	107	16432	5.18	ppb	95
31) Benzoic acid	5.766	105	7649	3.65	ppb	71
32) bis(2-Chloroethoxy)met...	5.814	93	18410	5.29	ppb	97
33) 2,4-Dichlorophenol	5.926	162	12589	5.27	ppb	91
34) 2,6-Dichlorophenol	6.172	162	13008	5.39	ppb	95
35) 1,3,5-Trichlorobenzene	5.702	180	16454	5.49	ppb	98
36) 1,2,4-Trichlorobenzene	6.022	180	15321	5.43	ppb	98
37) 1,2,3-Trichlorobenzene	6.273	180	15075	5.27	ppb	95
38) Naphthalene	6.108	128	50422	5.41	ppb	98
39) 4-Chloroaniline	6.161	127	22818	5.60	ppb	99
40) 2,3-Dichloroaniline	7.326	161	16696	5.39	ppb	96
41) Caprolactam	6.524	55	6330	5.09	ppb	92
42) Hexachlorobutadiene	6.252	225	9146	5.64	ppb	91
43) 4-Chloro-3-methylphenol	6.733	107	14969	5.41	ppb	99
44) 2-Methylnaphthalene	6.941	141	27250	5.30	ppb	96
45) 1-Methylnaphthalene	7.069	142	32600	5.52	ppb	98
46) Dimethylnaphthalene	7.833	156	28433	5.34	ppb	98
48) Hexachlorocyclopentadiene	7.165	237	15004	9.65	ppb	92
49) 2,4,6-Trichlorophenol	7.326	196	9469	5.35	ppb	96
50) 2,4,5-Trichlorophenol	7.374	196	10280	5.35	ppb	94
52) 2-Chloronaphthalene	7.619	162	32090	5.40	ppb	93
53) Biphenyl	7.598	154	40022	5.35	ppb	99
54) 2-Nitroaniline	7.769	65	8503	5.23	ppb	85
55) Dimethylphthalate	8.079	163	33870	5.38	ppb	97
56) Acenaphthylene	8.255	152	48096	5.29	ppb	99
57) 2,6-Dinitrotoluene	8.159	165	6583	4.84	ppb	95
58) 3-Nitroaniline	8.421	138	7953	4.98	ppb	97
59) Acenaphthene	8.544	153	31280	5.55	ppb	95
60) 2,4-Dinitrophenol	8.597	184	3736	11.70	ppb	83
61) 4-Nitrophenol	8.725	109	4016	4.70	ppb	96
62) Dibenzofuran	8.832	168	45480	5.49	ppb	98
63) 2,4-Dinitrotoluene	8.821	165	9664	5.20	ppb	97
64) 2,3,4,6-Tetrachlorophenol	9.051	232	7461	5.08	ppb	94
65) Diethylphthalate	9.286	149	32991	5.38	ppb	100
66) Fluorene	9.425	166	34870	5.42	ppb	96
67) 4-Chlorophenyl-phenyle...	9.457	204	17297	5.54	ppb	99
68) 4-Nitroaniline	9.462	138	8416	5.09	ppb	96
70) 4,6-Dinitro-2-methylph...	9.532	198	3281	2.83	ppb	98
71) n-Nitrosodiphenylamine	9.665	169	23306	5.28	ppb	99
72) 1,2-Diphenylhydrazine	9.735	77	38706	5.42	ppb	98
74) 4-Bromophenyl-phenylether	10.338	248	8947	5.36	ppb	96
75) Hexachlorobenzene	10.429	284	10284	5.64	ppb	96
76) Pentachlorophenol	10.803	266	10512	9.48	ppb	88
77) Phenanthrene	11.177	178	51287	5.25	ppb	99

Quantitation Report (QT Reviewed)

Data Path : C:\msdchem\1\DATA\em4300\
Data File : m105042.D
Acq On : 12 Jun 2014 1:40 pm
Operator : saumilp
Sample : IC4300-5
Misc : op73826,em4300
ALS Vial : 8 Sample Multiplier: 1

Quant Time: Jun 12 14:40:23 2014
Quant Method : C:\msdchem\1\METHODS\MM4300.M
Quant Title : Semi Volatile GC/MS, rtx-5ms 30mx0.25mmx0.25um
QLast Update : Thu Jun 12 14:39:28 2014
Response via : Initial Calibration

Compound	R.T.	QIon	Response	Conc	Units	Dev(Min)
78) Anthracene	11.273	178	51995	5.35	ppb	99
79) Carbazole	11.610	167	48340	5.24	ppb	98
80) Di-n-butylphthalate	12.427	149	50848	4.99	ppb	98
81) Fluoranthene	13.480	202	52432	5.08	ppb	99
82) Octadecane	11.124	57	17737	5.47	ppb	98
84) Pyrene	13.907	202	59602	5.28	ppb	98
85) Butyl stearate	15.617	56	10752	4.84	ppb	96
87) Butylbenzylphthalate	15.376	149	21081	4.63	ppb	89
88) Benzo[a]anthracene	16.306	228	51932	5.12	ppb	99
89) 3,3'-Dichlorobenzidine	16.327	252	16479	4.88	ppb	94
90) Chrysene	16.370	228	51487	5.34	ppb	96
91) bis(2-Ethylhexyl)phtha...	16.599	149	28875	4.74	ppb	98
93) Di-n-octylphthalate	17.828	149	43841	4.12	ppb	99
94) Benzo[b]fluoranthene	18.298	252	49225	5.15	ppb	99
95) Benzo[k]fluoranthene	18.346	252	50544	5.36	ppb	96
96) Benzo[a]pyrene	18.849	252	43100	5.15	ppb	97
97) Indeno[1,2,3-cd]pyrene	20.740	276	35108	4.69	ppb	93
98) Dibenz(a,h)acridine	20.355	279	34693	5.12	ppb	80
99) Dibenz[a,h]anthracene	20.798	278	38058	4.86	ppb	96
100) 7,12-Dimethylbenz(a)an...	18.309	256	21715	5.00	ppb	98
101) Benzo[g,h,i]perylene	21.236	276	38533	5.10	ppb	96

(#) = qualifier out of range (m) = manual integration (+) = signals summed

Quantitation Report (QT Reviewed)

Data Path : C:\msdchem\1\DATA\em4300\
Data File : m105042.D
Acq On : 12 Jun 2014 1:40 pm
Operator : saumilp
Sample : IC4300-5
Misc : op73826,em4300
ALS Vial : 8 Sample Multiplier: 1

Quant Time: Jun 12 14:40:23 2014
Quant Method : C:\msdchem\1\METHODS\MM4300.M
Quant Title : Semi Volatile GC/MS, rtx-5ms 30mx0.25mmx0.25um
QLast Update : Thu Jun 12 14:39:28 2014
Response via : Initial Calibration

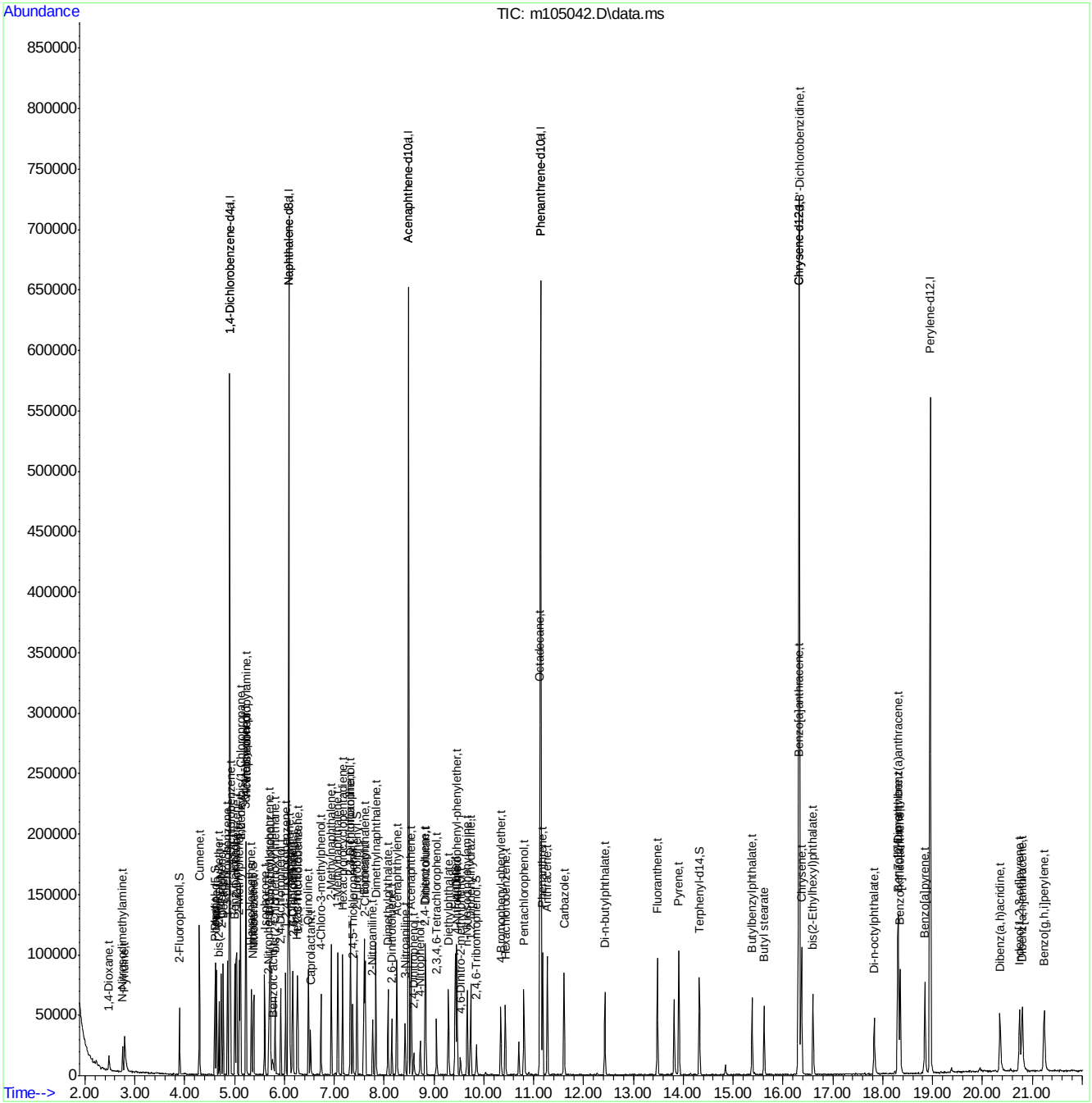

Quantitation Report (QT Reviewed)

Data Path : C:\msdchem\1\DATA\em4300\
Data File : m105043.D
Acq On : 12 Jun 2014 2:10 pm
Operator : saumilp
Sample : IC4300-2
Misc : op73826,em4300
ALS Vial : 9 Sample Multiplier: 1

Quant Time: Jun 16 13:05:21 2014
Quant Method : C:\msdchem\1\METHODS\MM4300.M
Quant Title : Semi Volatile GC/MS, rtx-5ms 30mx0.25mmx0.25um
QLast Update : Mon Jun 16 13:03:47 2014
Response via : Initial Calibration

Compound	R.T.	QIon	Response	Conc	Units	Dev(Min)
Internal Standards						
1) 1,4-Dichlorobenzene-d4	4.904	152	90995	40.00	ppb	0.00
24) Naphthalene-d8	6.085	136	325763	40.00	ppb	0.00
47) Acenaphthene-d10	8.489	164	192900	40.00	ppb	0.00
69) Phenanthrene-d10	11.138	188	337459	40.00	ppb	-0.01
83) Chrysene-d12	16.325	240	340864	40.00	ppb	-0.03
92) Perylene-d12	18.954	264	282658	40.00	ppb	-0.03
102) 1,4-Dichlorobenzene-d4a	4.904	152	90995	40.00	ppb	0.00
104) Acenaphthene-d10a	8.489	164	192900	40.00	ppb	0.00
107) Chrysene-d12a	16.325	240	340864	40.00	ppb	-0.03
110) Phenanthrene-d10a	11.138	188	337459	40.00	ppb	-0.01
112) Naphthalene-d8a	6.085	136	325763	40.00	ppb	0.00
System Monitoring Compounds						
5) 2-Fluorophenol	3.900	112	6455	1.99	ppb	0.00
Spiked Amount 50.000			Recovery =	3.98%		
8) Phenol-d5	4.605	99	8382	1.98	ppb	0.00
Spiked Amount 50.000			Recovery =	3.96%		
25) Nitrobenzene-d5	5.369	82	6591	1.95	ppb	0.00
Spiked Amount 50.000			Recovery =	3.90%		
51) 2-Fluorobiphenyl	7.452	172	13591	2.03	ppb	0.00
Spiked Amount 50.000			Recovery =	4.06%		
73) 2,4,6-Tribromophenol	9.851	330	1270	1.71	ppb	-0.01
Spiked Amount 50.000			Recovery =	3.42%		
86) Terphenyl-d14	14.322	244	14552	1.90	ppb	-0.01
Spiked Amount 50.000			Recovery =	3.80%		
109) 1-chlorooctadecane	0.000	57	0	0.00	ppb	
Spiked Amount 50.000			Recovery =	0.00%		
111) o-terphenyl	0.000	230	0	0.00	ppb	
Spiked Amount 50.000			Recovery =	0.00%		
Target Compounds						Qvalue
2) 1,4-Dioxane	2.479	88	3072	1.87	ppb	86
3) Pyridine	2.805	79	8098	1.99	ppb	95
4) N-Nitrosodimethylamine	2.756	42	2940	2.00	ppb	88
6) Indene	5.118	116	12108	2.02	ppb	94
7) Cumene	4.295	105	17995	2.09	ppb	96
9) Phenol	4.615	94	9059	1.90	ppb	99
10) Aniline	4.642	93	11317	2.04	ppb	91
11) bis(2-Chloroethyl)ether	4.685	93	6770	2.05	ppb	98
12) 2-Chlorophenol	4.738	128	7312	2.05	ppb	95
13) Decane	4.776	43	5725	2.15	ppb	96
14) 1,3-Dichlorobenzene	4.861	146	7691	2.07	ppb	98
15) 1,4-Dichlorobenzene	4.915	146	7667	1.98	ppb	89
16) Benzyl alcohol	5.005	108	4568	1.88	ppb	92
17) 1,2-Dichlorobenzene	5.043	146	7211	2.01	ppb	91
18) Acetophenone	5.230	105	10368	2.06	ppb	84
19) 2-Methylphenol	5.096	108	6104	1.91	ppb	99
20) 2,2'-oxybis(1-Chloropr...	5.123	121	2139	2.04	ppb	89
21) 3&4-Methylphenol	5.224	108	6750	1.99	ppb	97

ACCUTEST LABORATORIES JB70128

Quantitation Report (QT Reviewed)

Data Path : C:\msdchem\1\DATA\em4300\
Data File : m105043.D
Acq On : 12 Jun 2014 2:10 pm
Operator : saumilp
Sample : IC4300-2
Misc : op73826,em4300
ALS Vial : 9 Sample Multiplier: 1

Quant Time: Jun 16 13:05:21 2014
Quant Method : C:\msdchem\1\METHODS\MM4300.M
Quant Title : Semi Volatile GC/MS, rtx-5ms 30mx0.25mmx0.25um
QLast Update : Mon Jun 16 13:03:47 2014
Response via : Initial Calibration

Compound	R.T.	QIon	Response	Conc	Units		Dev(Min)
22) n-Nitroso-di-n-propyla...	5.230	70	5063	2.07	ppb		97
23) Hexachloroethane	5.342	201	2791	2.12	ppb		88
26) Nitrobenzene	5.385	77	7580	1.99	ppb		97
27) Quinoline	6.485	129	13334	1.94	ppb		96
28) Isophorone	5.604	82	13004	1.98	ppb		97
29) 2-Nitrophenol	5.689	139	3262	1.90	ppb		80
30) 2,4-Dimethylphenol	5.721	107	7047	2.06	ppb		86
31) Benzoic acid	5.753	105	2382	1.06	ppb	#	71
32) bis(2-Chloroethoxy)met...	5.812	93	7344	1.96	ppb		98
33) 2,4-Dichlorophenol	5.930	162	4816	1.88	ppb		93
34) 2,6-Dichlorophenol	6.170	162	5177	2.00	ppb		89
35) 1,3,5-Trichlorobenzene	5.705	180	6866	2.13	ppb		87
36) 1,2,4-Trichlorobenzene	6.026	180	6185	2.04	ppb		83
37) 1,2,3-Trichlorobenzene	6.272	180	6303	2.05	ppb		89
38) Naphthalene	6.106	128	21342	2.13	ppb		98
39) 4-Chloroaniline	6.159	127	8432	1.92	ppb		95
40) 2,3-Dichloroaniline	7.324	161	6506	1.95	ppb		90
41) Caprolactam	6.517	55	2558	1.91	ppb		79
42) Hexachlorobutadiene	6.256	225	3626	2.08	ppb		93
43) 4-Chloro-3-methylphenol	6.731	107	5535	1.86	ppb		94
44) 2-Methylnaphthalene	6.939	141	11493	2.08	ppb		97
45) 1-Methylnaphthalene	7.073	142	13098	2.06	ppb		99
46) Dimethylnaphthalene	7.831	156	11281	1.97	ppb		98
48) Hexachlorocyclopentadiene	7.169	237	5521	3.36	ppb		96
49) 2,4,6-Trichlorophenol	7.329	196	3652	1.95	ppb		98
50) 2,4,5-Trichlorophenol	7.372	196	3856	1.90	ppb		93
52) 2-Chloronaphthalene	7.618	162	12873	2.05	ppb		94
53) Biphenyl	7.596	154	15950	2.02	ppb		100
54) 2-Nitroaniline	7.767	65	2984	1.74	ppb	#	78
55) Dimethylphthalate	8.077	163	13756	2.07	ppb		96
56) Acenaphthylene	8.253	152	18990	1.98	ppb		98
57) 2,6-Dinitrotoluene	8.157	165	2388	1.66	ppb		92
58) 3-Nitroaniline	8.419	138	2892	1.71	ppb		93
59) Acenaphthene	8.542	153	12035	2.02	ppb		89
61) 4-Nitrophenol	8.724	109	1583	1.76	ppb	#	79
62) Dibenzofuran	8.830	168	18219	2.08	ppb		96
63) 2,4-Dinitrotoluene	8.825	165	3003	1.53	ppb		89
64) 2,3,4,6-Tetrachlorophenol	9.055	232	2744	1.77	ppb		89
65) Diethylphthalate	9.290	149	12470	1.93	ppb		97
66) Fluorene	9.423	166	13620	2.00	ppb		98
67) 4-Chlorophenyl-phenyle...	9.455	204	6581	2.00	ppb		95
68) 4-Nitroaniline	9.461	138	3053	1.75	ppb		96
71) n-Nitrosodiphenylamine	9.664	169	8663	1.87	ppb		98
72) 1,2-Diphenylhydrazine	9.733	77	14965	2.00	ppb		98
74) 4-Bromophenyl-phenylether	10.337	248	3589	2.05	ppb		85
75) Hexachlorobenzene	10.428	284	3846	2.01	ppb		99
76) Pentachlorophenol	10.807	266	3585	3.08	ppb		97
77) Phenanthrene	11.181	178	20732	2.02	ppb		99
78) Anthracene	11.272	178	19727	1.94	ppb		95
79) Carbazole	11.608	167	18492	1.91	ppb		98

Quantitation Report (QT Reviewed)

Data Path : C:\msdchem\1\DATA\em4300\
Data File : m105043.D
Acq On : 12 Jun 2014 2:10 pm
Operator : saumilp
Sample : IC4300-2
Misc : op73826,em4300
ALS Vial : 9 Sample Multiplier: 1

Quant Time: Jun 16 13:05:21 2014
Quant Method : C:\msdchem\1\METHODS\MM4300.M
Quant Title : Semi Volatile GC/MS, rtx-5ms 30mx0.25mmx0.25um
QLast Update : Mon Jun 16 13:03:47 2014
Response via : Initial Calibration

Compound	R.T.	QIon	Response	Conc Units	Dev(Min)
80) Di-n-butylphthalate	12.426	149	17981	1.68 ppb	99
81) Fluoranthene	13.478	202	20245	1.87 ppb	98
82) Octadecane	11.122	57	6209	1.82 ppb	94
84) Pyrene	13.905	202	22943	1.95 ppb	95
85) Butyl stearate	15.620	56	3114	1.35 ppb	91
87) Butylbenzylphthalate	15.380	149	7801	1.64 ppb	91
88) Benzo[a]anthracene	16.309	228	20246	1.91 ppb	97
89) 3,3'-Dichlorobenzidine	16.331	252	5508	1.56 ppb	94
90) Chrysene	16.368	228	20272	2.02 ppb	97
91) bis(2-Ethylhexyl)phtha...	16.598	149	9137	1.44 ppb	100
93) Di-n-octylphthalate	17.827	149	12086	1.91 ppb	83
94) Benzo[b]fluoranthene	18.302	252	17758	1.77 ppb	93
95) Benzo[k]fluoranthene	18.345	252	18982	1.92 ppb	97
96) Benzo[a]pyrene	18.847	252	15807	1.80 ppb	91
97) Indeno[1,2,3-cd]pyrene	20.743	276	12957	1.65 ppb	94
98) Dibenz(a,h)acridine	20.353	279	11812	1.66 ppb	92
99) Dibenz[a,h]anthracene	20.802	278	14401	1.75 ppb	94
100) 7,12-Dimethylbenz(a)an...	18.313	256	7041	1.55 ppb	95
101) Benzo[g,h,i]perylene	21.240	276	14268	1.80 ppb	97

(#) = qualifier out of range (m) = manual integration (+) = signals summed

9.6.35

9

Quantitation Report (QT Reviewed)

Data Path : C:\msdchem\1\DATA\em4300\
Data File : m105043.D
Acq On : 12 Jun 2014 2:10 pm
Operator : saumilp
Sample : IC4300-2
Misc : op73826,em4300
ALS Vial : 9 Sample Multiplier: 1

Quant Time: Jun 16 13:05:21 2014
Quant Method : C:\msdchem\1\METHODS\MM4300.M
Quant Title : Semi Volatile GC/MS, rtx-5ms 30mx0.25mmx0.25um
QLast Update : Mon Jun 16 13:03:47 2014
Response via : Initial Calibration

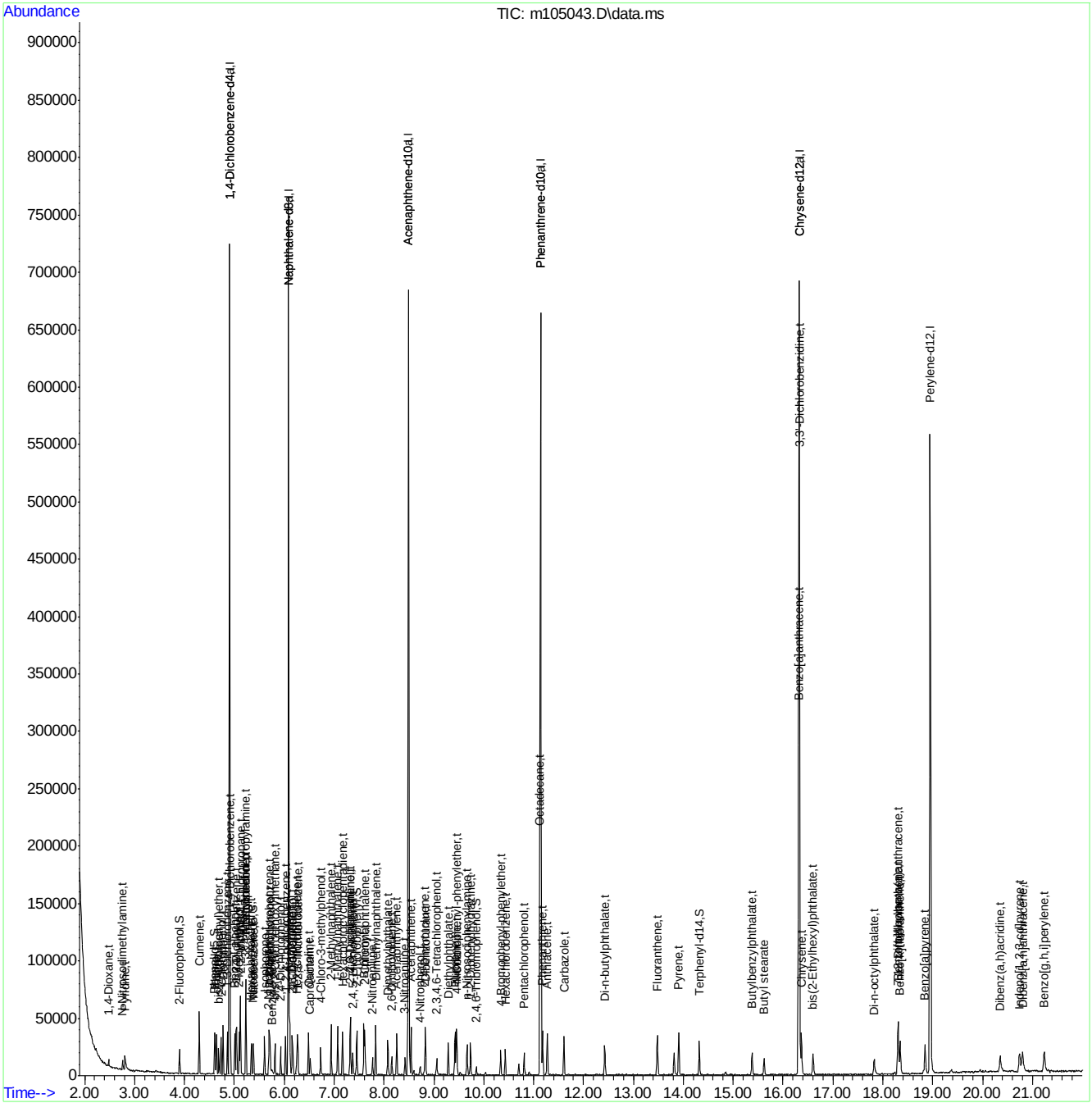

MM4300.M Mon Jun 16 13:05:26 2014 MSM Page: 4

Quantitation Report (QT Reviewed)

Data Path : C:\msdchem\1\DATA\em4301\
Data File : m105046.D
Acq On : 12 Jun 2014 2:49 pm
Operator : saumilp
Sample : IC4301-100
Misc : op73826,em4301
ALS Vial : 2 Sample Multiplier: 1

Quant Time: Jun 13 08:30:21 2014
Quant Method : C:\msdchem\1\METHODS\MM4300.M
Quant Title : Semi Volatile GC/MS, rtx-5ms 30mx0.25mmx0.25um
QLast Update : Thu Jun 12 16:44:42 2014
Response via : Initial Calibration

Compound	R.T.	QIon	Response	Conc	Units	Dev(Min)
Internal Standards						
1) 1,4-Dichlorobenzene-d4	4.902	152	94936	40.00	ppb	0.00
24) Naphthalene-d8	6.088	136	344763	40.00	ppb	0.00
47) Acenaphthene-d10	8.497	164	205794	40.00	ppb	0.00
69) Phenanthrene-d10	11.142	188	363706	40.00	ppb	0.00
83) Chrysene-d12	16.324	240	369531	40.00	ppb	0.00
92) Perylene-d12	18.957	264	337286	40.00	ppb	0.00
102) 1,4-Dichlorobenzene-d4a	4.902	152	94936	40.00	ppb	0.00
104) Acenaphthene-d10a	8.497	164	205794	40.00	ppb	0.00
107) Chrysene-d12a	16.324	240	369531	40.00	ppb	0.00
110) Phenanthrene-d10a	11.142	188	363706	40.00	ppb	0.00
112) Naphthalene-d8a	6.088	136	344763	40.00	ppb	0.00
System Monitoring Compounds						
5) 2-Fluorophenol	0.000	112	0	0.00	ppb	
Spiked Amount 50.000			Recovery =	0.00%		
8) Phenol-d5	0.000	99	0	0.00	ppb	
Spiked Amount 50.000			Recovery =	0.00%		
25) Nitrobenzene-d5	0.000	82	0	0.00	ppb	
Spiked Amount 50.000			Recovery =	0.00%		
51) 2-Fluorobiphenyl	0.000	172	0d	0.00	ppb	
Spiked Amount 50.000			Recovery =	0.00%		
73) 2,4,6-Tribromophenol	0.000	330	0	0.00	ppb	
Spiked Amount 50.000			Recovery =	0.00%		
86) Terphenyl-d14	0.000	244	0	0.00	ppb	
Spiked Amount 50.000			Recovery =	0.00%		
109) 1-chlorooctadecane	13.482	57	242886	100.00	ppb	0.00
Spiked Amount 50.000			Recovery =	200.00%		
111) o-terphenyl	11.959	230	539995	100.00	ppb	0.00
Spiked Amount 50.000			Recovery =	200.00%		
Target Compounds						Qvalue
103) Benzaldehyde	4.560	105	211927	100.00	ppb	100
105) 1,2,4,5-Tetrachloroben...	7.178	216	294513	100.00	ppb	100
106) Atrazine	10.730	215	109412	100.00	ppb	100
108) Benzidine	13.824	184	418245	100.00	ppb	100
113) hydroquinone	6.553	110	393738	100.00	ppb	100

(#) = qualifier out of range (m) = manual integration (+) = signals summed

Quantitation Report (QT Reviewed)

Data Path : C:\msdchem\1\DATA\em4301\
Data File : m105046.D
Acq On : 12 Jun 2014 2:49 pm
Operator : saumilp
Sample : IC4301-100
Misc : op73826,em4301
ALS Vial : 2 Sample Multiplier: 1

Quant Time: Jun 13 08:30:21 2014
Quant Method : C:\msdchem\1\METHODS\MM4300.M
Quant Title : Semi Volatile GC/MS, rtx-5ms 30mx0.25mmx0.25um
QLast Update : Thu Jun 12 16:44:42 2014
Response via : Initial Calibration

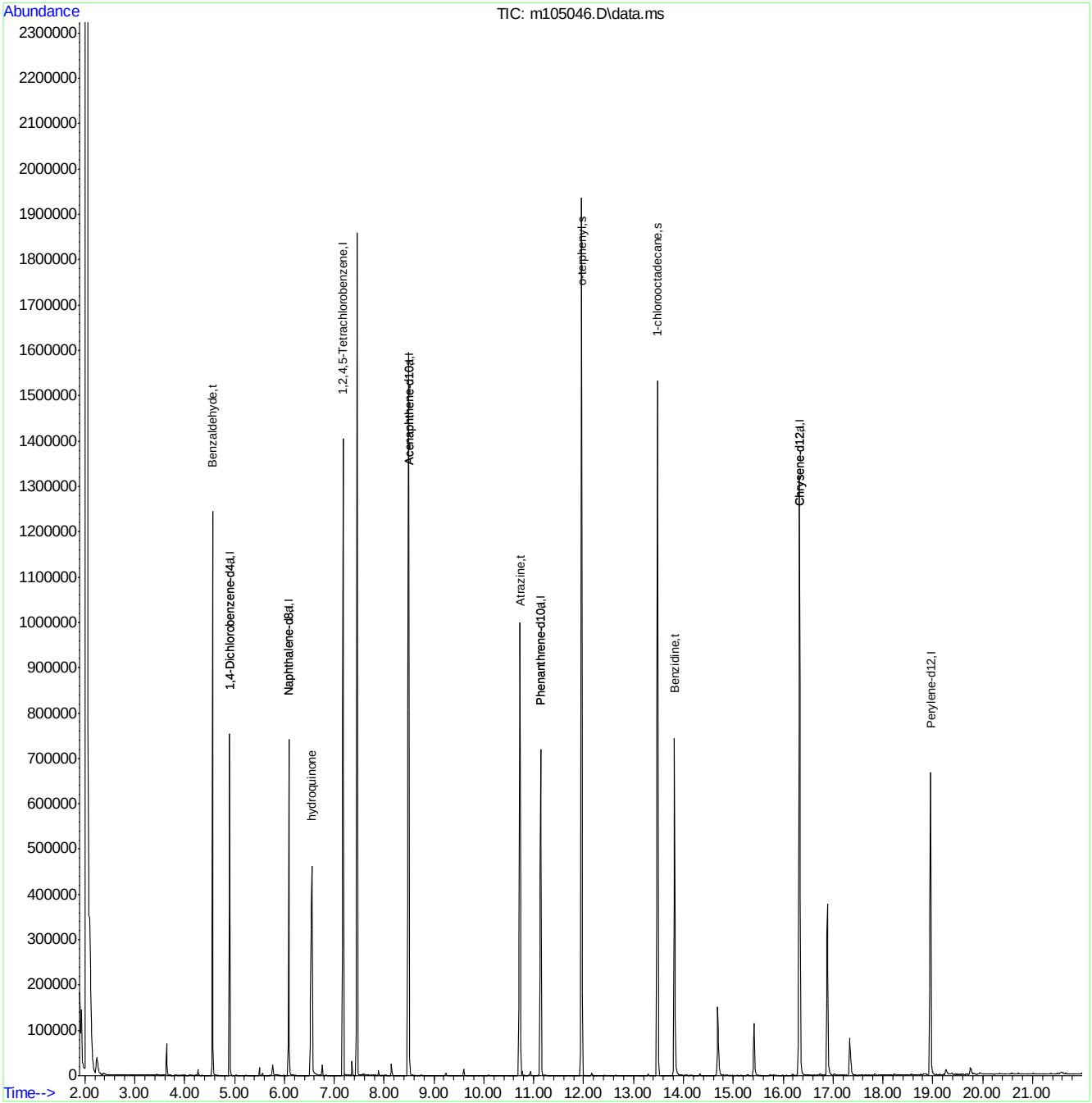

Quantitation Report (QT Reviewed)

Data Path : C:\msdchem\1\DATA\em4301\
Data File : m105047.D
Acq On : 12 Jun 2014 3:19 pm
Operator : saumilp
Sample : IC4301-80
Misc : op73826,em4301
ALS Vial : 3 Sample Multiplier: 1

Quant Time: Jun 12 15:42:34 2014
Quant Method : C:\msdchem\1\METHODS\MM4300.M
Quant Title : Semi Volatile GC/MS, rtx-5ms 30mx0.25mmx0.25um
QLast Update : Thu Jun 12 15:16:25 2014
Response via : Initial Calibration

Compound	R.T.	QIon	Response	Conc	Units	Dev(Min)
Internal Standards						
1) 1,4-Dichlorobenzene-d4	4.901	152	102234	40.00	ppb	0.00
24) Naphthalene-d8	6.087	136	376690	40.00	ppb	0.00
47) Acenaphthene-d10	8.496	164	226235	40.00	ppb	0.00
69) Phenanthrene-d10	11.141	188	394458	40.00	ppb	0.00
83) Chrysene-d12	16.323	240	406683	40.00	ppb	0.00
92) Perylene-d12	18.956	264	365617	40.00	ppb	0.00
102) 1,4-Dichlorobenzene-d4a	4.901	152	102234	40.00	ppb	0.00
104) Acenaphthene-d10a	8.496	164	226235	40.00	ppb	0.00
107) Chrysene-d12a	16.323	240	406683	40.00	ppb	0.00
110) Phenanthrene-d10a	11.141	188	394458	40.00	ppb	0.00
112) Naphthalene-d8a	6.087	136	376690	40.00	ppb	0.00
System Monitoring Compounds						
5) 2-Fluorophenol	0.000	112	0	0.00	ppb	
Spiked Amount 50.000			Recovery =	0.00%		
8) Phenol-d5	0.000	99	0	0.00	ppb	
Spiked Amount 50.000			Recovery =	0.00%		
25) Nitrobenzene-d5	0.000	82	0	0.00	ppb	
Spiked Amount 50.000			Recovery =	0.00%		
51) 2-Fluorobiphenyl	0.000	172	0d	0.00	ppb	
Spiked Amount 50.000			Recovery =	0.00%		
73) 2,4,6-Tribromophenol	0.000	330	0	0.00	ppb	
Spiked Amount 50.000			Recovery =	0.00%		
86) Terphenyl-d14	0.000	244	0	0.00	ppb	
Spiked Amount 50.000			Recovery =	0.00%		
109) 1-chlorooctadecane	13.481	57	219704	82.19	ppb	0.00
Spiked Amount 50.000			Recovery =	164.38%		
111) o-terphenyl	11.958	230	483300	82.52	ppb	0.00
Spiked Amount 50.000			Recovery =	165.04%		
Target Compounds						Qvalue
103) Benzaldehyde	4.559	105	195806	85.80	ppb	99
105) 1,2,4,5-Tetrachloroben...	7.177	216	261207	80.68	ppb	99
106) Atrazine	10.724	215	97013	80.66	ppb	91
108) Benzidine	13.823	184	364470	79.18	ppb	99
113) hydroquinone	6.552	110	347236	80.71	ppb	99

(#) = qualifier out of range (m) = manual integration (+) = signals summed

Quantitation Report (QT Reviewed)

Data Path : C:\msdchem\1\DATA\em4301\
Data File : m105047.D
Acq On : 12 Jun 2014 3:19 pm
Operator : saumilp
Sample : IC4301-80
Misc : op73826,em4301
ALS Vial : 3 Sample Multiplier: 1

Quant Time: Jun 12 15:42:34 2014
Quant Method : C:\msdchem\1\METHODS\MM4300.M
Quant Title : Semi Volatile GC/MS, rtx-5ms 30mx0.25mmx0.25um
QLast Update : Thu Jun 12 15:16:25 2014
Response via : Initial Calibration

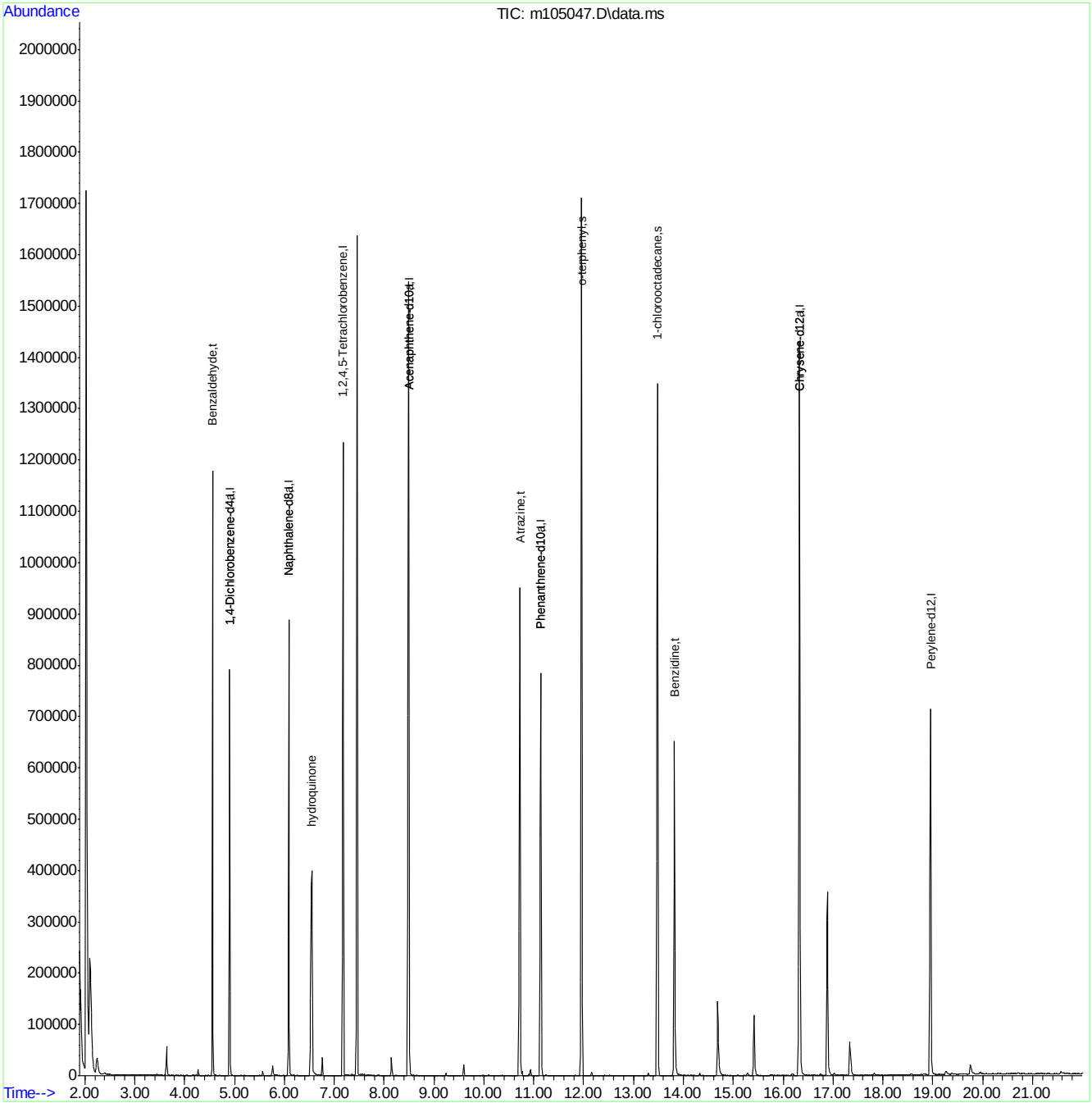

ACCUTEST LABORATORIES JB70128

Quantitation Report (QT Reviewed)

Data Path : C:\msdchem\1\DATA\em4301\
Data File : m105048.D
Acq On : 12 Jun 2014 3:49 pm
Operator : saumilp
Sample : ICC4301-50
Misc : op73826,em4301
ALS Vial : 4 Sample Multiplier: 1

Quant Time: Jun 12 16:11:53 2014
Quant Method : C:\msdchem\1\METHODS\MM4300.M
Quant Title : Semi Volatile GC/MS, rtx-5ms 30mx0.25mmx0.25um
QLast Update : Thu Jun 12 15:16:25 2014
Response via : Initial Calibration

Compound	R.T.	QIon	Response	Conc	Units	Dev(Min)
Internal Standards						
1) 1,4-Dichlorobenzene-d4	4.901	152	90258	40.00	ppb	0.00
24) Naphthalene-d8	6.087	136	326701	40.00	ppb	0.00
47) Acenaphthene-d10	8.491	164	189607	40.00	ppb	0.00
69) Phenanthrene-d10	11.141	188	329184	40.00	ppb	0.00
83) Chrysene-d12	16.323	240	336974	40.00	ppb	0.00
92) Perylene-d12	18.951	264	301583	40.00	ppb	0.00
102) 1,4-Dichlorobenzene-d4a	4.901	152	90258	40.00	ppb	0.00
104) Acenaphthene-d10a	8.491	164	189607	40.00	ppb	0.00
107) Chrysene-d12a	16.323	240	336974	40.00	ppb	0.00
110) Phenanthrene-d10a	11.141	188	329184	40.00	ppb	0.00
112) Naphthalene-d8a	6.087	136	326701	40.00	ppb	0.00
System Monitoring Compounds						
5) 2-Fluorophenol	0.000	112	0	0.00	ppb	
Spiked Amount 50.000			Recovery =	0.00%		
8) Phenol-d5	0.000	99	0	0.00	ppb	
Spiked Amount 50.000			Recovery =	0.00%		
25) Nitrobenzene-d5	0.000	82	0	0.00	ppb	
Spiked Amount 50.000			Recovery =	0.00%		
51) 2-Fluorobiphenyl	0.000	172	0d	0.00	ppb	
Spiked Amount 50.000			Recovery =	0.00%		
73) 2,4,6-Tribromophenol	0.000	330	0	0.00	ppb	
Spiked Amount 50.000			Recovery =	0.00%		
86) Terphenyl-d14	0.000	244	0	0.00	ppb	
Spiked Amount 50.000			Recovery =	0.00%		
109) 1-chlorooctadecane	13.475	57	112864	50.96	ppb	0.00
Spiked Amount 50.000			Recovery =	101.92%		
111) o-terphenyl	11.953	230	255701	52.32	ppb	0.00
Spiked Amount 50.000			Recovery =	104.64%		
Target Compounds						Qvalue
103) Benzaldehyde	4.559	105	122512	60.80	ppb	98
105) 1,2,4,5-Tetrachloroben...	7.172	216	141281	52.07	ppb	99
106) Atrazine	10.713	215	49687	49.29	ppb	91
108) Benzidine	13.817	184	236384	61.98	ppb	99
113) hydroquinone	6.531	110	177373	47.54	ppb	99

(#) = qualifier out of range (m) = manual integration (+) = signals summed

Quantitation Report (QT Reviewed)

Data Path : C:\msdchem\1\DATA\em4301\
Data File : m105048.D
Acq On : 12 Jun 2014 3:49 pm
Operator : saumilp
Sample : ICC4301-50
Misc : op73826,em4301
ALS Vial : 4 Sample Multiplier: 1

Quant Time: Jun 12 16:11:53 2014
Quant Method : C:\msdchem\1\METHODS\MM4300.M
Quant Title : Semi Volatile GC/MS, rtx-5ms 30mx0.25mmx0.25um
QLast Update : Thu Jun 12 15:16:25 2014
Response via : Initial Calibration

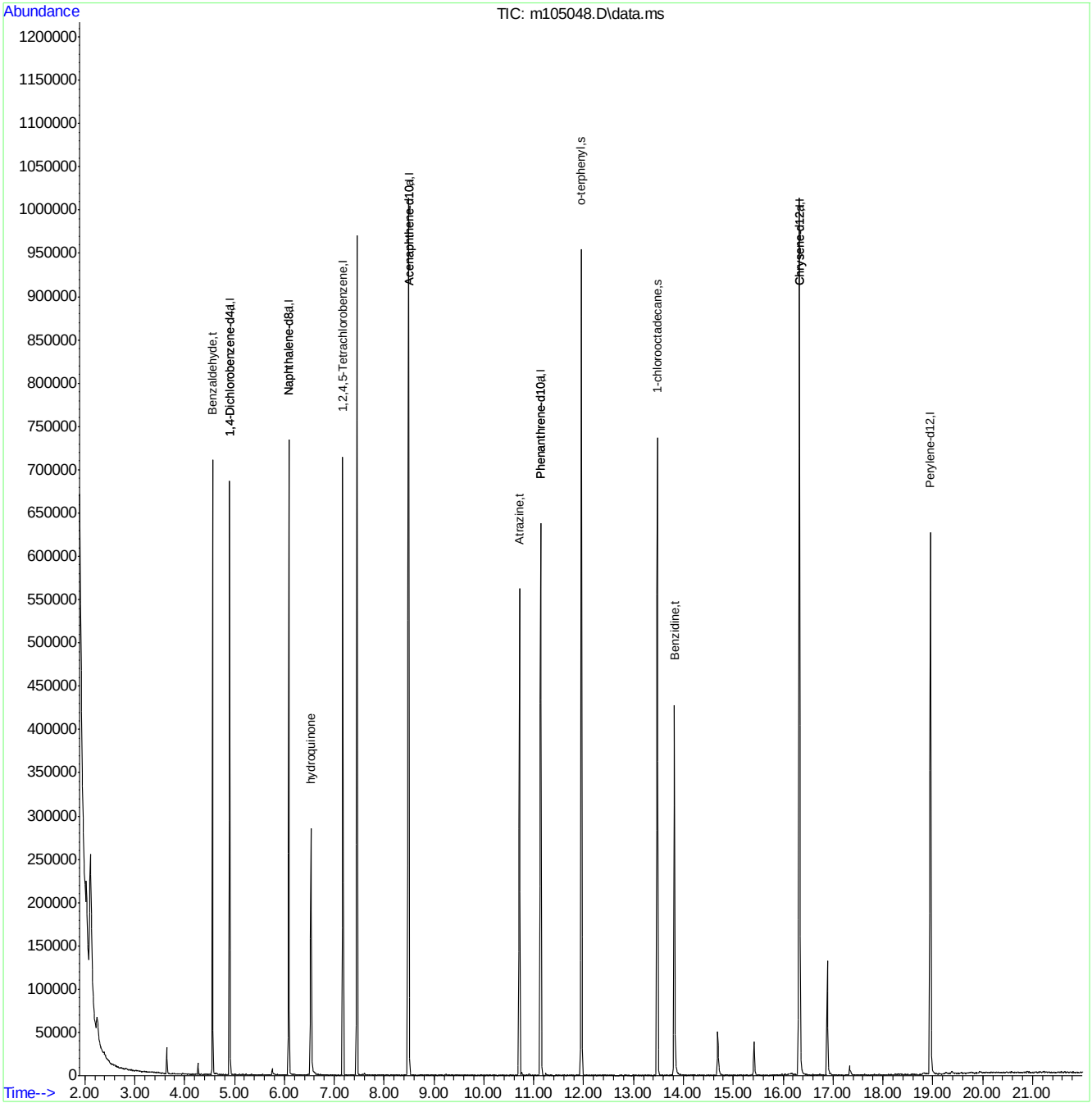

MM4300.M Thu Jun 12 16:12:03 2014 MSM Page: 2

Quantitation Report (QT Reviewed)

Data Path : C:\msdchem\1\DATA\em4301\
Data File : m105049.D
Acq On : 12 Jun 2014 4:18 pm
Operator : saumilp
Sample : IC4301-25
Misc : op73826,em4301
ALS Vial : 5 Sample Multiplier: 1

Quant Time: Jun 12 16:46:13 2014
Quant Method : C:\msdchem\1\METHODS\MM4300.M
Quant Title : Semi Volatile GC/MS, rtx-5ms 30mx0.25mmx0.25um
QLast Update : Thu Jun 12 16:44:42 2014
Response via : Initial Calibration

Compound	R.T.	QIon	Response	Conc	Units	Dev(Min)
Internal Standards						
1) 1,4-Dichlorobenzene-d4	4.901	152	84342	40.00	ppb	0.00
24) Naphthalene-d8	6.087	136	303814	40.00	ppb	0.00
47) Acenaphthene-d10	8.491	164	184779	40.00	ppb	0.00
69) Phenanthrene-d10	11.135	188	317687	40.00	ppb	0.00
83) Chrysene-d12	16.322	240	317071	40.00	ppb	0.00
92) Perylene-d12	18.951	264	285045	40.00	ppb	0.00
102) 1,4-Dichlorobenzene-d4a	4.901	152	84342	40.00	ppb	0.00
104) Acenaphthene-d10a	8.491	164	184779	40.00	ppb	0.00
107) Chrysene-d12a	16.322	240	317071	40.00	ppb	0.00
110) Phenanthrene-d10a	11.135	188	317687	40.00	ppb	0.00
112) Naphthalene-d8a	6.087	136	303814	40.00	ppb	0.00
System Monitoring Compounds						
5) 2-Fluorophenol	0.000	112	0	0.00	ppb	
Spiked Amount 50.000			Recovery =	0.00%		
8) Phenol-d5	0.000	99	0	0.00	ppb	
Spiked Amount 50.000			Recovery =	0.00%		
25) Nitrobenzene-d5	0.000	82	0	0.00	ppb	
Spiked Amount 50.000			Recovery =	0.00%		
51) 2-Fluorobiphenyl	0.000	172	0d	0.00	ppb	
Spiked Amount 50.000			Recovery =	0.00%		
73) 2,4,6-Tribromophenol	0.000	330	0	0.00	ppb	
Spiked Amount 50.000			Recovery =	0.00%		
86) Terphenyl-d14	0.000	244	0	0.00	ppb	
Spiked Amount 50.000			Recovery =	0.00%		
109) 1-chlorooctadecane	13.475	57	52929	25.40	ppb	0.00
Spiked Amount 50.000			Recovery =	50.80%		
111) o-terphenyl	11.952	230	122384	25.95	ppb	0.00
Spiked Amount 50.000			Recovery =	51.90%		
Target Compounds						Qvalue
103) Benzaldehyde	4.559	105	62392	33.14	ppb	98
105) 1,2,4,5-Tetrachloroben...	7.171	216	68257	25.81	ppb	99
106) Atrazine	10.708	215	23480	23.90	ppb	94
108) Benzidine	13.817	184	130823	36.45	ppb	98
113) hydroquinone	6.525	110	79458	22.90	ppb	99

(#) = qualifier out of range (m) = manual integration (+) = signals summed

Quantitation Report (QT Reviewed)

Data Path : C:\msdchem\1\DATA\em4301\
Data File : m105049.D
Acq On : 12 Jun 2014 4:18 pm
Operator : saumilp
Sample : IC4301-25
Misc : op73826,em4301
ALS Vial : 5 Sample Multiplier: 1

Quant Time: Jun 12 16:46:13 2014
Quant Method : C:\msdchem\1\METHODS\MM4300.M
Quant Title : Semi Volatile GC/MS, rtx-5ms 30mx0.25mmx0.25um
QLast Update : Thu Jun 12 16:44:42 2014
Response via : Initial Calibration

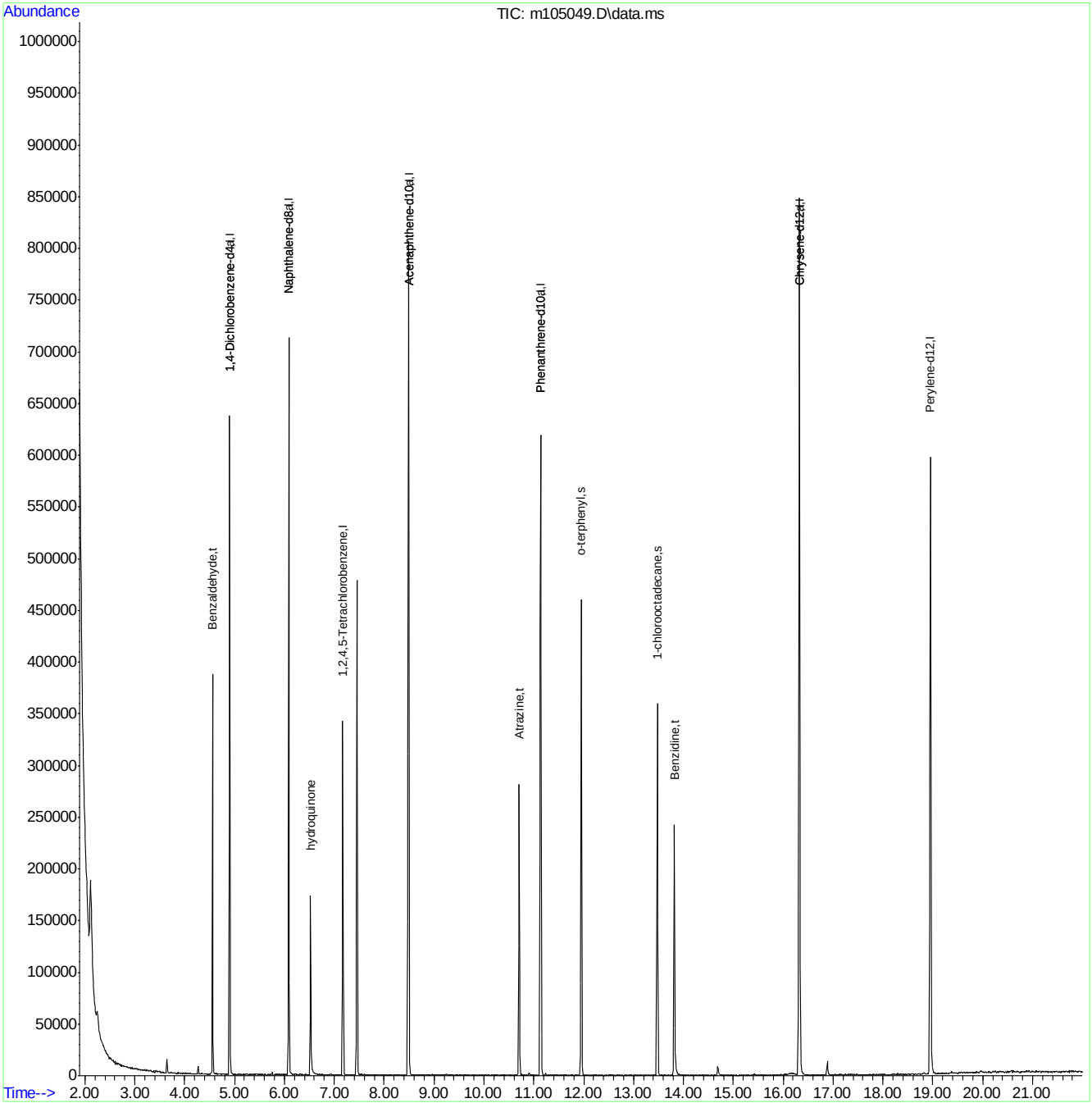

Quantitation Report (QT Reviewed)

Data Path : C:\msdchem\1\DATA\em4301\
Data File : m105050.D
Acq On : 12 Jun 2014 4:48 pm
Operator : saumilp
Sample : IC4301-10
Misc : op73826,em4301
ALS Vial : 6 Sample Multiplier: 1

Quant Time: Jun 13 08:27:14 2014
Quant Method : C:\msdchem\1\METHODS\MM4300.M
Quant Title : Semi Volatile GC/MS, rtx-5ms 30mx0.25mmx0.25um
QLast Update : Thu Jun 12 16:44:42 2014
Response via : Initial Calibration

Compound	R.T.	QIon	Response	Conc	Units	Dev(Min)
Internal Standards						
1) 1,4-Dichlorobenzene-d4	4.906	152	179769	40.00	ppb	0.00
24) Naphthalene-d8	6.086	136	655548	40.00	ppb	0.00
47) Acenaphthene-d10	8.496	164	387034	40.00	ppb	0.00
69) Phenanthrene-d10	11.145	188	678745	40.00	ppb	0.00
83) Chrysene-d12	16.332	240	704247	40.00	ppb	0.00
92) Perylene-d12	18.961	264	634508	40.00	ppb	0.00
102) 1,4-Dichlorobenzene-d4a	4.906	152	179769	40.00	ppb	0.00
104) Acenaphthene-d10a	8.496	164	387034	40.00	ppb	0.00
107) Chrysene-d12a	16.332	240	704247	40.00	ppb	0.00
110) Phenanthrene-d10a	11.145	188	678745	40.00	ppb	0.00
112) Naphthalene-d8a	6.086	136	655548	40.00	ppb	0.00
System Monitoring Compounds						
5) 2-Fluorophenol	0.000	112	0	0.00	ppb	
Spiked Amount 50.000			Recovery = 0.00%			
8) Phenol-d5	0.000	99	0	0.00	ppb	
Spiked Amount 50.000			Recovery = 0.00%			
25) Nitrobenzene-d5	0.000	82	0	0.00	ppb	
Spiked Amount 50.000			Recovery = 0.00%			
51) 2-Fluorobiphenyl	0.000	172	0d	0.00	ppb	
Spiked Amount 50.000			Recovery = 0.00%			
73) 2,4,6-Tribromophenol	0.000	330	0	0.00	ppb	
Spiked Amount 50.000			Recovery = 0.00%			
86) Terphenyl-d14	0.000	244	0	0.00	ppb	
Spiked Amount 50.000			Recovery = 0.00%			
109) 1-chlorooctadecane	13.474	57	47122	10.18	ppb	0.00
Spiked Amount 50.000			Recovery = 20.36%			
111) o-terphenyl	11.952	230	109413	10.86	ppb	0.00
Spiked Amount 50.000			Recovery = 21.72%			
Target Compounds						Qvalue
103) Benzaldehyde	4.558	105	54879	13.68	ppb	98
105) 1,2,4,5-Tetrachloroben...	7.171	216	60020	10.84	ppb	97
106) Atrazine	10.707	215	20513	9.97	ppb	86
108) Benzidine	13.816	184	131123	16.45	ppb	98
113) hydroquinone	6.524	110	62121	8.30	ppb	97

(#) = qualifier out of range (m) = manual integration (+) = signals summed

ACCUTEST LABORATORIES JB70128

9.6.40 9

Quantitation Report (QT Reviewed)

Data Path : C:\msdchem\1\DATA\em4301\
Data File : m105050.D
Acq On : 12 Jun 2014 4:48 pm
Operator : saumilp
Sample : IC4301-10
Misc : op73826,em4301
ALS Vial : 6 Sample Multiplier: 1

Quant Time: Jun 13 08:27:14 2014
Quant Method : C:\msdchem\1\METHODS\MM4300.M
Quant Title : Semi Volatile GC/MS, rtx-5ms 30mx0.25mmx0.25um
QLast Update : Thu Jun 12 16:44:42 2014
Response via : Initial Calibration

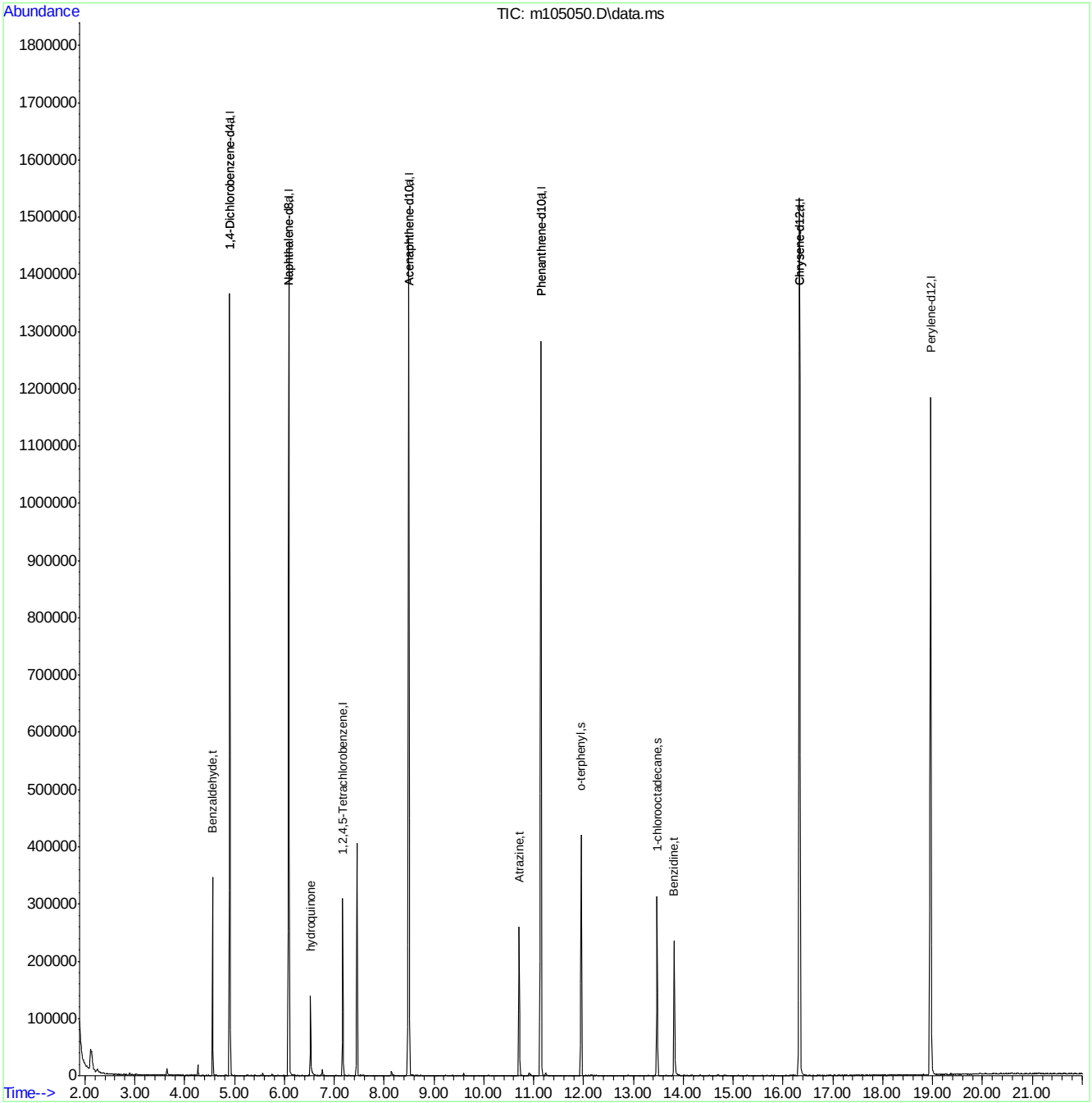

Quantitation Report (QT Reviewed)

Data Path : C:\msdchem\1\DATA\em4301\
Data File : m105051.D
Acq On : 12 Jun 2014 5:17 pm
Operator : saumilp
Sample : IC4301-5
Misc : op73826,em4301
ALS Vial : 7 Sample Multiplier: 1

Quant Time: Jun 13 08:27:58 2014
Quant Method : C:\msdchem\1\METHODS\MM4300.M
Quant Title : Semi Volatile GC/MS, rtx-5ms 30mx0.25mmx0.25um
QLast Update : Thu Jun 12 16:44:42 2014
Response via : Initial Calibration

Compound	R.T.	QIon	Response	Conc	Units	Dev(Min)
Internal Standards						
1) 1,4-Dichlorobenzene-d4	4.901	152	120942	40.00	ppb	0.00
24) Naphthalene-d8	6.087	136	440866	40.00	ppb	0.00
47) Acenaphthene-d10	8.491	164	263292	40.00	ppb	0.00
69) Phenanthrene-d10	11.141	188	456172	40.00	ppb	0.00
83) Chrysene-d12	16.328	240	467475	40.00	ppb	0.00
92) Perylene-d12	18.956	264	412929	40.00	ppb	0.00
102) 1,4-Dichlorobenzene-d4a	4.901	152	120942	40.00	ppb	0.00
104) Acenaphthene-d10a	8.491	164	263292	40.00	ppb	0.00
107) Chrysene-d12a	16.328	240	467475	40.00	ppb	0.00
110) Phenanthrene-d10a	11.141	188	456172	40.00	ppb	0.00
112) Naphthalene-d8a	6.087	136	440866	40.00	ppb	0.00
System Monitoring Compounds						
5) 2-Fluorophenol	0.000	112	0	0.00	ppb	
Spiked Amount 50.000			Recovery =	0.00%		
8) Phenol-d5	0.000	99	0	0.00	ppb	
Spiked Amount 50.000			Recovery =	0.00%		
25) Nitrobenzene-d5	0.000	82	0	0.00	ppb	
Spiked Amount 50.000			Recovery =	0.00%		
51) 2-Fluorobiphenyl	0.000	172	0d	0.00	ppb	
Spiked Amount 50.000			Recovery =	0.00%		
73) 2,4,6-Tribromophenol	0.000	330	0	0.00	ppb	
Spiked Amount 50.000			Recovery =	0.00%		
86) Terphenyl-d14	0.000	244	0	0.00	ppb	
Spiked Amount 50.000			Recovery =	0.00%		
109) 1-chlorooctadecane	13.475	57	13881	4.52	ppb	0.00
Spiked Amount 50.000			Recovery =	9.04%		
111) o-terphenyl	11.953	230	35998	5.32	ppb	0.00
Spiked Amount 50.000			Recovery =	10.64%		
Target Compounds						Qvalue
103) Benzaldehyde	4.559	105	18172	6.73	ppb	94
105) 1,2,4,5-Tetrachloroben...	7.172	216	20720	5.50	ppb	98
106) Atrazine	10.708	215	6448	4.61	ppb	97
108) Benzidine	13.817	184	35464	6.70	ppb	96
113) hydroquinone	6.520	110	15876	3.15	ppb	91

(#) = qualifier out of range (m) = manual integration (+) = signals summed

Quantitation Report (QT Reviewed)

Data Path : C:\msdchem\1\DATA\em4301\
Data File : m105051.D
Acq On : 12 Jun 2014 5:17 pm
Operator : saumilp
Sample : IC4301-5
Misc : op73826,em4301
ALS Vial : 7 Sample Multiplier: 1

Quant Time: Jun 13 08:27:58 2014
Quant Method : C:\msdchem\1\METHODS\MM4300.M
Quant Title : Semi Volatile GC/MS, rtx-5ms 30mx0.25mmx0.25um
QLast Update : Thu Jun 12 16:44:42 2014
Response via : Initial Calibration

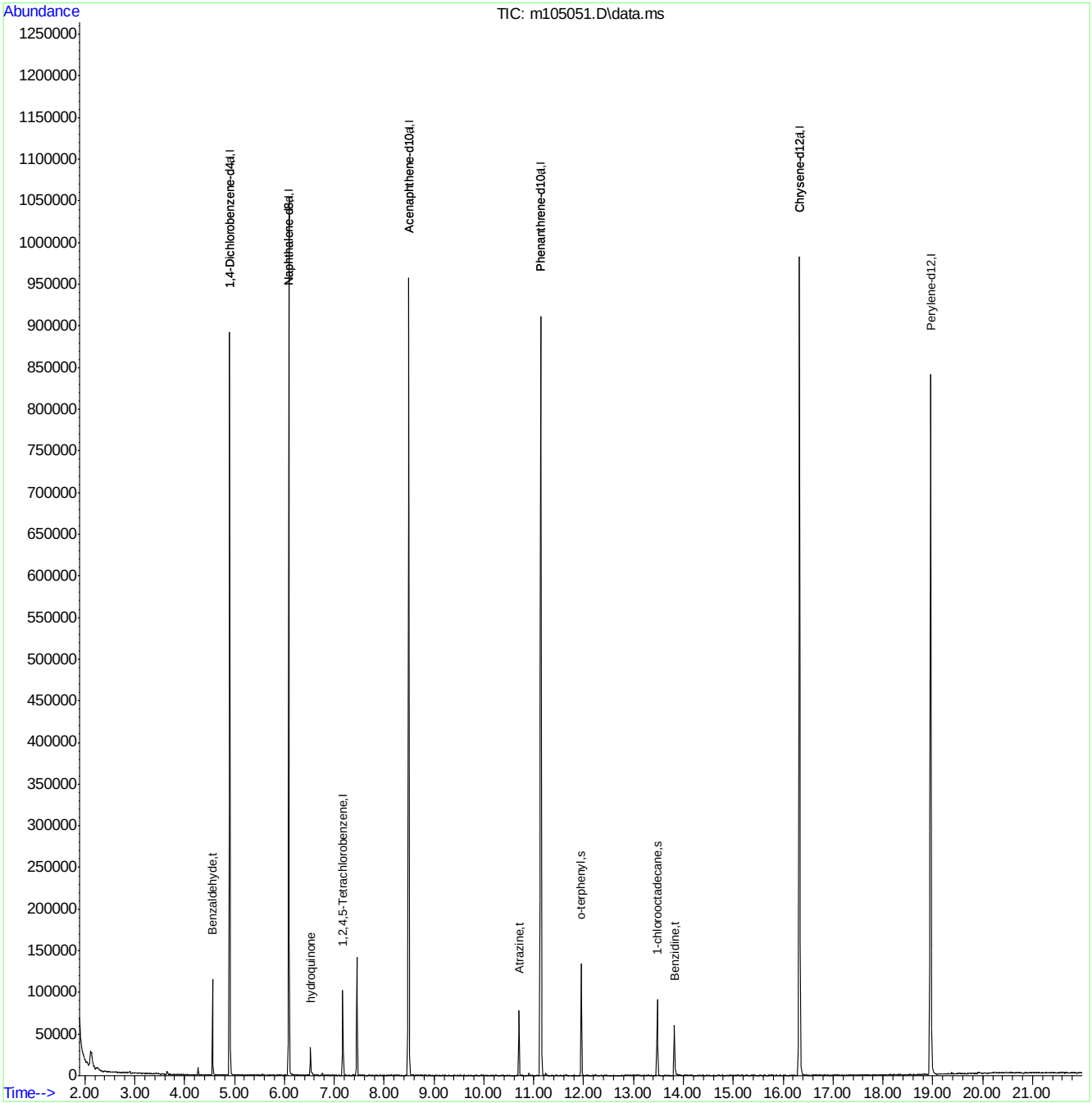

Quantitation Report (QT Reviewed)

Data Path : C:\msdchem\1\DATA\em4301\
Data File : m105052.D
Acq On : 12 Jun 2014 5:47 pm
Operator : saumilp
Sample : IC4301-2
Misc : op73826,em4301
ALS Vial : 8 Sample Multiplier: 1

Quant Time: Jun 13 08:28:36 2014
Quant Method : C:\msdchem\1\METHODS\MM4300.M
Quant Title : Semi Volatile GC/MS, rtx-5ms 30mx0.25mmx0.25um
QLast Update : Thu Jun 12 16:44:42 2014
Response via : Initial Calibration

Compound	R.T.	QIon	Response	Conc	Units	Dev(Min)
Internal Standards						
1) 1,4-Dichlorobenzene-d4	4.901	152	140009	40.00	ppb	0.00
24) Naphthalene-d8	6.087	136	501807	40.00	ppb	0.00
47) Acenaphthene-d10	8.497	164	302655	40.00	ppb	0.00
69) Phenanthrene-d10	11.141	188	520761	40.00	ppb	0.00
83) Chrysene-d12	16.328	240	539767	40.00	ppb	0.00
92) Perylene-d12	18.962	264	477290	40.00	ppb	0.00
102) 1,4-Dichlorobenzene-d4a	4.901	152	140009	40.00	ppb	0.00
104) Acenaphthene-d10a	8.497	164	302655	40.00	ppb	0.00
107) Chrysene-d12a	16.328	240	539767	40.00	ppb	0.00
110) Phenanthrene-d10a	11.141	188	520761	40.00	ppb	0.00
112) Naphthalene-d8a	6.087	136	501807	40.00	ppb	0.00
System Monitoring Compounds						
5) 2-Fluorophenol	0.000	112	0	0.00	ppb	
Spiked Amount 50.000			Recovery =	0.00%		
8) Phenol-d5	0.000	99	0	0.00	ppb	
Spiked Amount 50.000			Recovery =	0.00%		
25) Nitrobenzene-d5	0.000	82	0	0.00	ppb	
Spiked Amount 50.000			Recovery =	0.00%		
51) 2-Fluorobiphenyl	0.000	172	0d	0.00	ppb	
Spiked Amount 50.000			Recovery =	0.00%		
73) 2,4,6-Tribromophenol	0.000	330	0	0.00	ppb	
Spiked Amount 50.000			Recovery =	0.00%		
86) Terphenyl-d14	0.000	244	0	0.00	ppb	
Spiked Amount 50.000			Recovery =	0.00%		
109) 1-chlorooctadecane	13.476	57	5067	1.43	ppb	0.00
Spiked Amount 50.000			Recovery =	2.86%		
111) o-terphenyl	11.953	230	15003	1.94	ppb	0.00
Spiked Amount 50.000			Recovery =	3.88%		
Target Compounds						Qvalue
103) Benzaldehyde	4.560	105	7936	2.54	ppb	94
105) 1,2,4,5-Tetrachloroben...	7.172	216	9682	2.24	ppb	95
106) Atrazine	10.708	215	2224	1.38	ppb	96
108) Benzidine	13.817	184	12093	1.98	ppb	97
113) hydroquinone	6.525	110	3369	0.59	ppb	88

(#) = qualifier out of range (m) = manual integration (+) = signals summed

Quantitation Report (QT Reviewed)

Data Path : C:\msdchem\1\DATA\em4301\
Data File : m105052.D
Acq On : 12 Jun 2014 5:47 pm
Operator : saumilp
Sample : IC4301-2
Misc : op73826,em4301
ALS Vial : 8 Sample Multiplier: 1

Quant Time: Jun 13 08:28:36 2014
Quant Method : C:\msdchem\1\METHODS\MM4300.M
Quant Title : Semi Volatile GC/MS, rtx-5ms 30mx0.25mmx0.25um
QLast Update : Thu Jun 12 16:44:42 2014
Response via : Initial Calibration

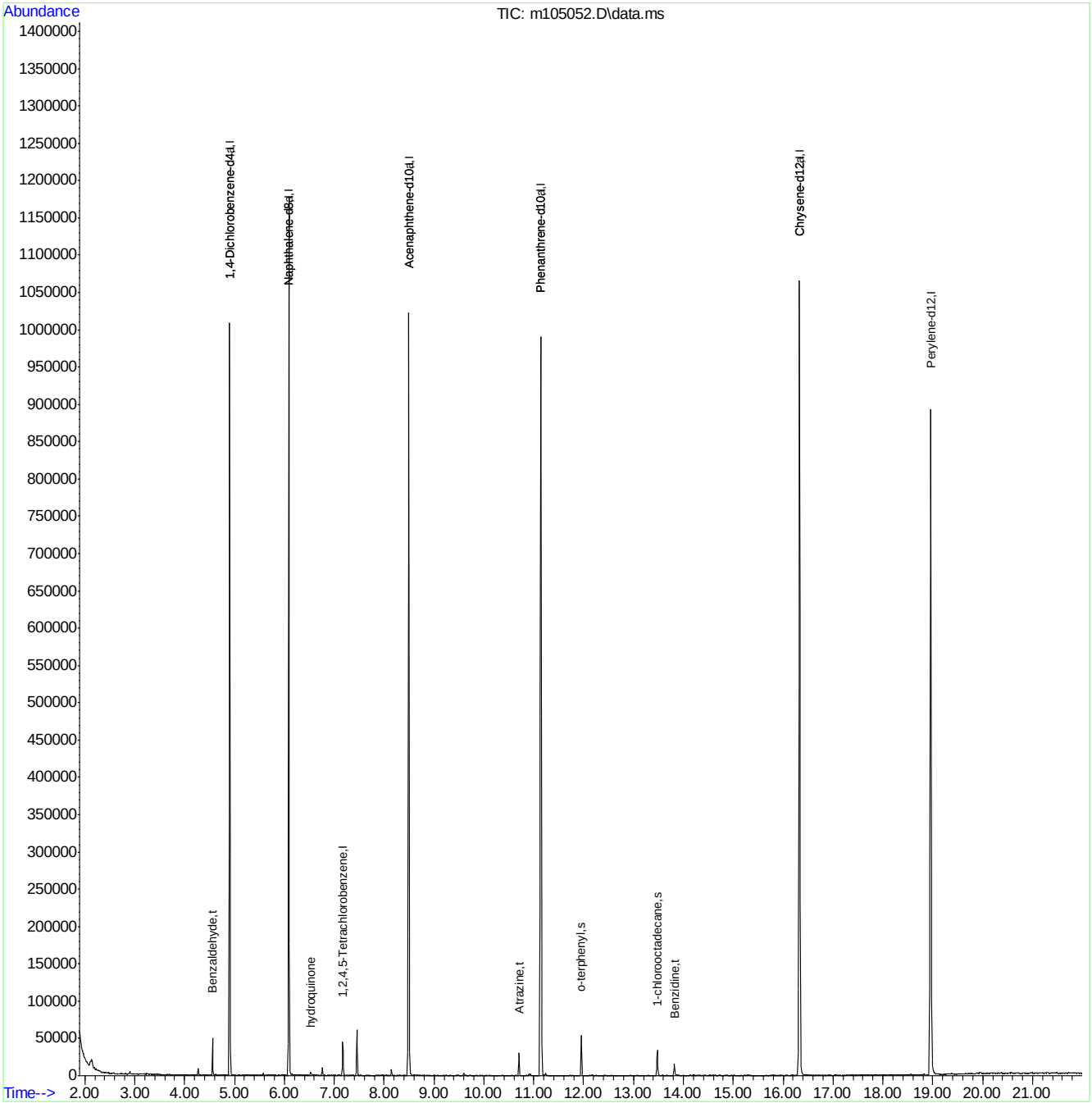

MM4300.M Fri Jun 13 08:28:46 2014 MSM Page: 2

Quantitation Report (QT Reviewed)

Data Path : C:\msdchem\1\DATA\em4301\
Data File : m105053.D
Acq On : 12 Jun 2014 6:16 pm
Operator : saumilp
Sample : IC4301-1
Misc : op73826,em4301
ALS Vial : 9 Sample Multiplier: 1

Quant Time: Jun 13 08:29:13 2014
Quant Method : C:\msdchem\1\METHODS\MM4300.M
Quant Title : Semi Volatile GC/MS, rtx-5ms 30mx0.25mmx0.25um
QLast Update : Thu Jun 12 16:44:42 2014
Response via : Initial Calibration

Compound	R.T.	QIon	Response	Conc	Units	Dev(Min)
Internal Standards						
1) 1,4-Dichlorobenzene-d4	4.903	152	141604	40.00	ppb	0.00
24) Naphthalene-d8	6.089	136	511668	40.00	ppb	0.00
47) Acenaphthene-d10	8.493	164	303007	40.00	ppb	0.00
69) Phenanthrene-d10	11.143	188	515795	40.00	ppb	0.00
83) Chrysene-d12	16.330	240	529072	40.00	ppb	0.00
92) Perylene-d12	18.958	264	472271	40.00	ppb	0.00
102) 1,4-Dichlorobenzene-d4a	4.903	152	141604	40.00	ppb	0.00
104) Acenaphthene-d10a	8.493	164	303007	40.00	ppb	0.00
107) Chrysene-d12a	16.330	240	529072	40.00	ppb	0.00
110) Phenanthrene-d10a	11.143	188	515795	40.00	ppb	0.00
112) Naphthalene-d8a	6.089	136	511668	40.00	ppb	0.00
System Monitoring Compounds						
5) 2-Fluorophenol	0.000	112	0	0.00	ppb	
Spiked Amount 50.000			Recovery =	0.00%		
8) Phenol-d5	0.000	99	0	0.00	ppb	
Spiked Amount 50.000			Recovery =	0.00%		
25) Nitrobenzene-d5	0.000	82	0	0.00	ppb	
Spiked Amount 50.000			Recovery =	0.00%		
51) 2-Fluorobiphenyl	0.000	172	0d	0.00	ppb	
Spiked Amount 50.000			Recovery =	0.00%		
73) 2,4,6-Tribromophenol	0.000	330	0	0.00	ppb	
Spiked Amount 50.000			Recovery =	0.00%		
86) Terphenyl-d14	0.000	244	0	0.00	ppb	
Spiked Amount 50.000			Recovery =	0.00%		
109) 1-chlorooctadecane	13.472	57	2342	0.67	ppb	0.00
Spiked Amount 50.000			Recovery =	1.34%		
111) o-terphenyl	11.950	230	7227	0.94	ppb	0.00
Spiked Amount 50.000			Recovery =	1.88%		
Target Compounds						Qvalue
103) Benzaldehyde	4.561	105	3875	1.23	ppb	89
105) 1,2,4,5-Tetrachloroben...	7.174	216	4771	1.10	ppb	93
106) Atrazine	10.700	215	1247	0.77	ppb	97
108) Benzidine	13.814	184	3931	0.66	ppb	93
113) hydroquinone	6.533	110	1713	0.29	ppb	50

(#) = qualifier out of range (m) = manual integration (+) = signals summed

Quantitation Report (QT Reviewed)

Data Path : C:\msdchem\1\DATA\em4301\
Data File : m105053.D
Acq On : 12 Jun 2014 6:16 pm
Operator : saumilp
Sample : IC4301-1
Misc : op73826,em4301
ALS Vial : 9 Sample Multiplier: 1

Quant Time: Jun 13 08:29:13 2014
Quant Method : C:\msdchem\1\METHODS\MM4300.M
Quant Title : Semi Volatile GC/MS, rtx-5ms 30mx0.25mmx0.25um
QLast Update : Thu Jun 12 16:44:42 2014
Response via : Initial Calibration

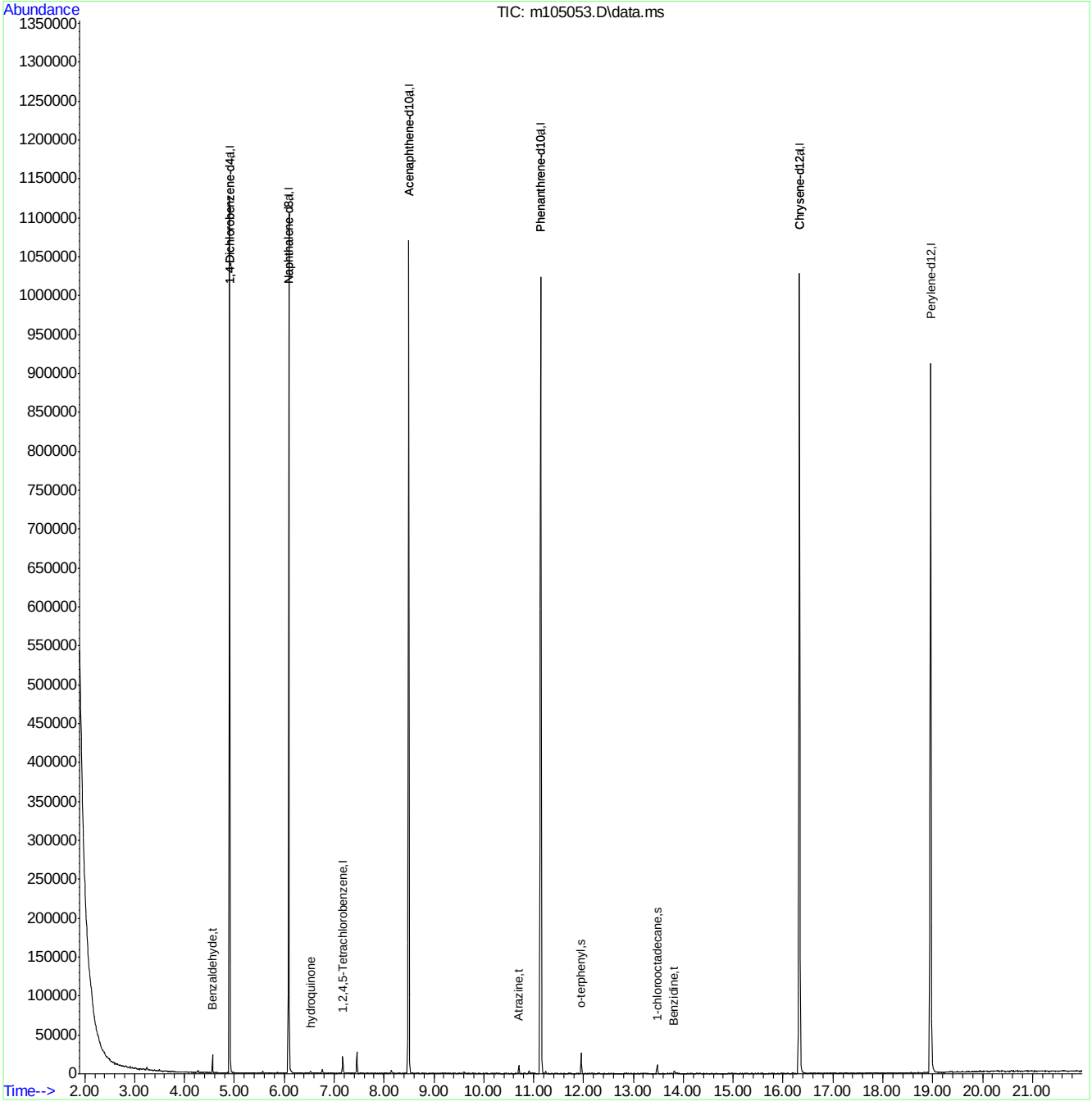

Quantitation Report (QT Reviewed)

Data Path : C:\msdchem\1\DATA\em4301\
Data File : m105054a.D
Acq On : 12 Jun 2014 6:45 pm
Operator : saumilp
Sample : ICV4301-50
Misc : op73826,em4301
ALS Vial : 10 Sample Multiplier: 1

Quant Time: Jun 13 09:01:19 2014
Quant Method : C:\msdchem\1\METHODS\MM4300.M
Quant Title : Semi Volatile GC/MS, rtx-5ms 30mx0.25mmx0.25um
QLast Update : Fri Jun 13 08:41:49 2014
Response via : Initial Calibration

Compound	R.T.	QIon	Response	Conc	Units	Dev(Min)
Internal Standards						
1) 1,4-Dichlorobenzene-d4	4.903	152	95366	40.00	ppb	0.00
24) Naphthalene-d8	6.089	136	343981	40.00	ppb	0.00
47) Acenaphthene-d10	8.493	164	205702	40.00	ppb	0.00
69) Phenanthrene-d10	11.143	188	350423	40.00	ppb	0.00
83) Chrysene-d12	16.330	240	358812	40.00	ppb	0.00
92) Perylene-d12	18.958	264	324654	40.00	ppb	0.00
102) 1,4-Dichlorobenzene-d4a	4.903	152	95366	40.00	ppb	0.00
104) Acenaphthene-d10a	8.493	164	205702	40.00	ppb	0.00
107) Chrysene-d12a	16.330	240	358812	40.00	ppb	0.00
110) Phenanthrene-d10a	11.143	188	350423	40.00	ppb	0.00
112) Naphthalene-d8a	6.089	136	343981	40.00	ppb	0.00
System Monitoring Compounds						
5) 2-Fluorophenol	0.000	112	0	0.00	ppb	
Spiked Amount 50.000			Recovery =	0.00%		
8) Phenol-d5	0.000	99	0	0.00	ppb	
Spiked Amount 50.000			Recovery =	0.00%		
25) Nitrobenzene-d5	0.000	82	0d	0.00	ppb	
Spiked Amount 50.000			Recovery =	0.00%		
51) 2-Fluorobiphenyl	0.000	172	0	0.00	ppb	
Spiked Amount 50.000			Recovery =	0.00%		
73) 2,4,6-Tribromophenol	0.000	330	0	0.00	ppb	
Spiked Amount 50.000			Recovery =	0.00%		
86) Terphenyl-d14	0.000	244	0	0.00	ppb	
Spiked Amount 50.000			Recovery =	0.00%		
109) 1-chlorooctadecane	0.000	57	0	0.00	ppb	
Spiked Amount 50.000			Recovery =	0.00%		
111) o-terphenyl	0.000	230	0	0.00	ppb	
Spiked Amount 50.000			Recovery =	0.00%		
Target Compounds						Qvalue
105) 1,2,4,5-Tetrachloroben...	7.174	216	154364	49.45	ppb	100

(#) = qualifier out of range (m) = manual integration (+) = signals summed

Quantitation Report (QT Reviewed)

Data Path : C:\msdchem\1\DATA\em4301\
Data File : m105054a.D
Acq On : 12 Jun 2014 6:45 pm
Operator : saumilp
Sample : ICV4301-50
Misc : op73826,em4301
ALS Vial : 10 Sample Multiplier: 1

Quant Time: Jun 13 09:01:19 2014
Quant Method : C:\msdchem\1\METHODS\MM4300.M
Quant Title : Semi Volatile GC/MS, rtx-5ms 30mx0.25mmx0.25um
QLast Update : Fri Jun 13 08:41:49 2014
Response via : Initial Calibration

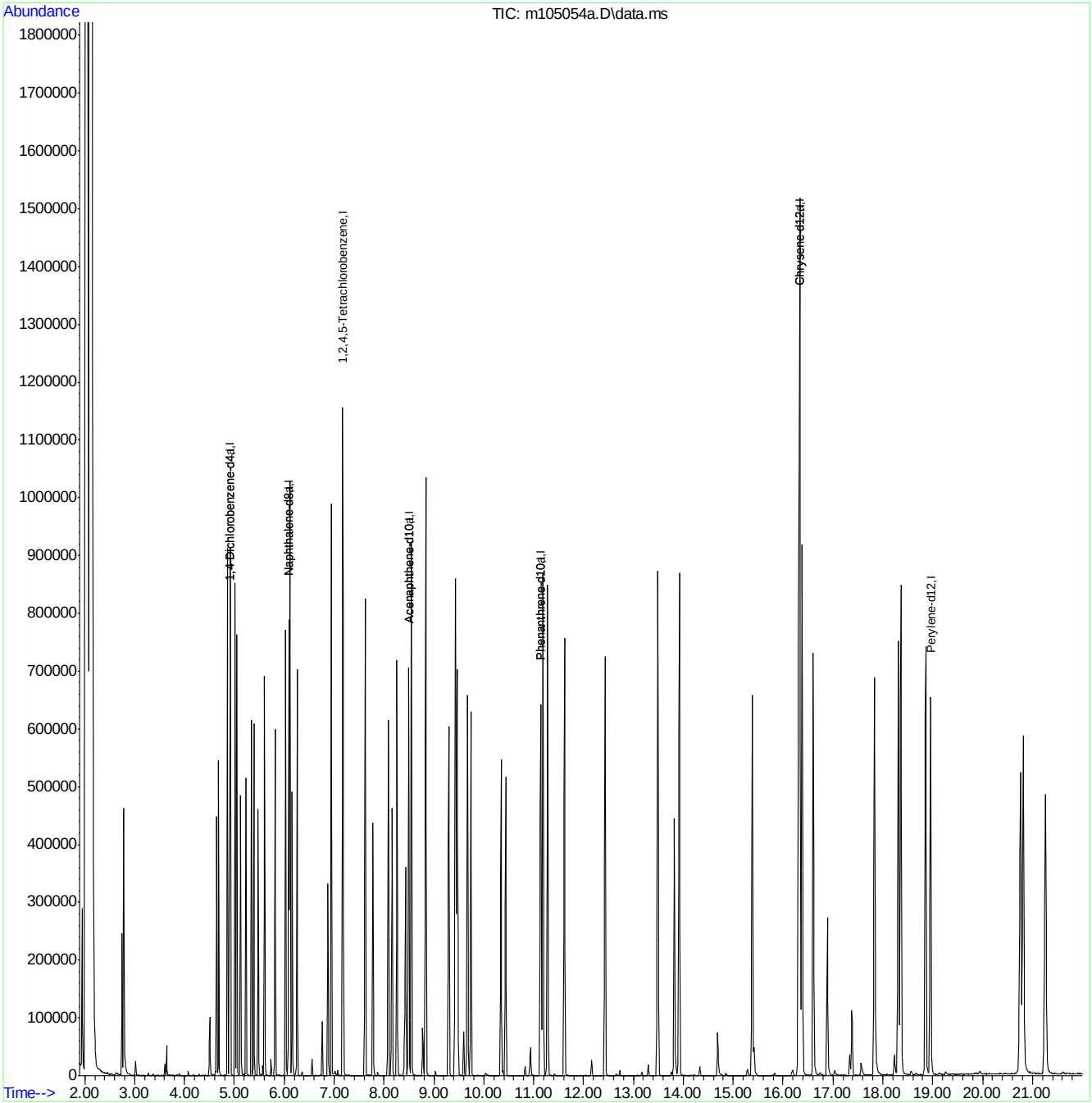

Manual Integrations APPROVED (compounds with "m" flag)
Nina Pandya
06/16/14 13:29

Quantitation Report (QT Reviewed)

Data Path : C:\msdchem\1\DATA\em4301\
Data File : m105054.D
Acq On : 12 Jun 2014 6:45 pm
Operator : saumilp
Sample : ICV4300-50
Misc : op73826,em4301
ALS Vial : 10 Sample Multiplier: 1

Quant Time: Jun 13 08:59:24 2014
Quant Method : C:\msdchem\1\METHODS\MM4300.M
Quant Title : Semi Volatile GC/MS, rtx-5ms 30mx0.25mmx0.25um
QLast Update : Fri Jun 13 08:41:49 2014
Response via : Initial Calibration

Compound	R.T.	QIon	Response	Conc	Units	Dev(Min)
Internal Standards						
1) 1,4-Dichlorobenzene-d4	4.903	152	95366	40.00	ppb	0.00
24) Naphthalene-d8	6.089	136	343981	40.00	ppb	0.00
47) Acenaphthene-d10	8.493	164	205702	40.00	ppb	0.00
69) Phenanthrene-d10	11.143	188	350423	40.00	ppb	0.00
83) Chrysene-d12	16.330	240	358812	40.00	ppb	0.00
92) Perylene-d12	18.958	264	324654	40.00	ppb	0.00
102) 1,4-Dichlorobenzene-d4a	4.903	152	95366	40.00	ppb	0.00
104) Acenaphthene-d10a	8.493	164	205702	40.00	ppb	0.00
107) Chrysene-d12a	16.330	240	358812	40.00	ppb	0.00
110) Phenanthrene-d10a	11.143	188	350423	40.00	ppb	0.00
112) Naphthalene-d8a	6.089	136	343981	40.00	ppb	0.00
System Monitoring Compounds						
5) 2-Fluorophenol	0.000	112	0	0.00	ppb	
Spiked Amount 50.000			Recovery =	0.00%		
8) Phenol-d5	0.000	99	0	0.00	ppb	
Spiked Amount 50.000			Recovery =	0.00%		
25) Nitrobenzene-d5	0.000	82	0d	0.00	ppb	
Spiked Amount 50.000			Recovery =	0.00%		
51) 2-Fluorobiphenyl	0.000	172	0	0.00	ppb	
Spiked Amount 50.000			Recovery =	0.00%		
73) 2,4,6-Tribromophenol	0.000	330	0	0.00	ppb	
Spiked Amount 50.000			Recovery =	0.00%		
86) Terphenyl-d14	0.000	244	0	0.00	ppb	
Spiked Amount 50.000			Recovery =	0.00%		
109) 1-chlorooctadecane	0.000	57	0	0.00	ppb	
Spiked Amount 50.000			Recovery =	0.00%		
111) o-terphenyl	0.000	230	0	0.00	ppb	
Spiked Amount 50.000			Recovery =	0.00%		
Target Compounds						Qvalue
3) Pyridine	2.777	79	173174	40.62	ppb	95
4) N-Nitrosodimethylamine	2.745	42	65133	42.24	ppb	90
11) bis(2-Chloroethyl)ether	4.684	93	161051	46.51	ppb	97
14) 1,3-Dichlorobenzene	4.861	146	167362	42.88	ppb	97
15) 1,4-Dichlorobenzene	4.919	146	169253	41.72	ppb	97
16) Benzyl alcohol	5.010	108	106740	41.96	ppb	99
17) 1,2-Dichlorobenzene	5.048	146	161675	43.00	ppb	98
20) 2,2'-oxybis(1-Chloropr...	5.122	121	51108	46.44	ppb	97
22) n-Nitroso-di-n-propyla...	5.234	70	113059	44.08	ppb	95
23) Hexachloroethane	5.341	201	60607	43.86	ppb	98
26) Nitrobenzene	5.389	77	170047	42.31	ppb	97
28) Isophorone	5.603	82	289593	41.73	ppb	99
32) bis(2-Chloroethoxy)met...	5.817	93	186449	47.20	ppb	99
36) 1,2,4-Trichlorobenzene	6.025	180	137554	42.95	ppb	98
38) Naphthalene	6.111	128	446368	42.20	ppb	99
42) Hexachlorobutadiene	6.255	225	80653	43.85	ppb	97
44) 2-Methylnaphthalene	6.944	141	247397	42.42	ppb	98
48) Hexachlorocyclopentadiene	7.174	237	71443	40.83	ppb	97

Quantitation Report (QT Reviewed)

Data Path : C:\msdchem\1\DATA\em4301\
Data File : m105054.D
Acq On : 12 Jun 2014 6:45 pm
Operator : saumilp
Sample : ICV4300-50
Misc : op73826,em4301
ALS Vial : 10 Sample Multiplier: 1

Quant Time: Jun 13 08:59:24 2014
Quant Method : C:\msdchem\1\METHODS\MM4300.M
Quant Title : Semi Volatile GC/MS, rtx-5ms 30mx0.25mmx0.25um
QLast Update : Fri Jun 13 08:41:49 2014
Response via : Initial Calibration

	Compound	R.T.	QIon	Response	Conc	Units	Dev(Min)
52)	2-Chloronaphthalene	7.622	162	288306	43.07	ppb	99
54)	2-Nitroaniline	7.777	65	82182	44.90	ppb	93
55)	Dimethylphthalate	8.087	163	315590	44.52	ppb	100
56)	Acenaphthylene	8.258	152	385581	37.67	ppb	99
57)	2,6-Dinitrotoluene	8.167	165	68893	45.02	ppb	98
58)	3-Nitroaniline	8.429	138	71154	39.55	ppb	94
59)	Acenaphthene	8.547	153	281841	44.40	ppb	96
62)	Dibenzofuran	8.840	168	403463	43.26	ppb	99
63)	2,4-Dinitrotoluene	8.830	165	86558	41.35	ppb	99
65)	Diethylphthalate	9.300	149	313883	45.50	ppb	99
66)	Fluorene	9.433	166	322626	44.52	ppb	99
67)	4-Chlorophenyl-phenyle...	9.460	204	162755	46.30	ppb	99
68)	4-Nitroaniline	9.481	138	82684	44.46	ppb	96
71)	n-Nitrosodiphenylamine	9.674	169	222786	46.33	ppb	98
72)	1,2-Diphenylhydrazine	9.738	77	349121	44.89	ppb	97
74)	4-Bromophenyl-phenylether	10.347	248	87372	48.05	ppb	98
75)	Hexachlorobenzene	10.438	284	87885	44.21	ppb	94
77)	Phenanthrene	11.186	178	448365	42.13	ppb	99
78)	Anthracene	11.282	178	455102	42.99	ppb	100
79)	Carbazole	11.618	167	434804	43.26	ppb	100
80)	Di-n-butylphthalate	12.430	149	531966	47.91	ppb	100
81)	Fluoranthene	13.488	202	500673	44.55	ppb	99
84)	Pyrene	13.921	202	525230	42.43	ppb	99
87)	Butylbenzylphthalate	15.385	149	236779	47.38	ppb	99
88)	Benzo[a]anthracene	16.314	228	473344	42.50	ppb	98
90)	Chrysene	16.384	228	476941m	45.11	ppb	
91)	bis(2-Ethylhexyl)phtha...	16.603	149	319592	47.84	ppb	100
93)	Di-n-octylphthalate	17.831	149	546448	42.62	ppb	99
94)	Benzo[b]fluoranthene	18.312	252	456864	39.68	ppb	99
95)	Benzo[k]fluoranthene	18.360	252	468212	41.18	ppb	99
96)	Benzo[a]pyrene	18.857	252	436316m	43.27	ppb	
97)	Indeno[1,2,3-cd]pyrene	20.759	276	377828	41.91	ppb	97
99)	Dibenz[a,h]anthracene	20.817	278	406581	43.04	ppb	98
101)	Benzo[g,h,i]perylene	21.261	276	406124	44.57	ppb	96

(#) = qualifier out of range (m) = manual integration (+) = signals summed

Quantitation Report (QT Reviewed)

Data Path : C:\msdchem\1\DATA\em4301\
Data File : m105054.D
Acq On : 12 Jun 2014 6:45 pm
Operator : saumilp
Sample : ICV4300-50
Misc : op73826,em4301
ALS Vial : 10 Sample Multiplier: 1

Quant Time: Jun 13 08:59:24 2014
Quant Method : C:\msdchem\1\METHODS\MM4300.M
Quant Title : Semi Volatile GC/MS, rtx-5ms 30mx0.25mmx0.25um
QLast Update : Fri Jun 13 08:41:49 2014
Response via : Initial Calibration

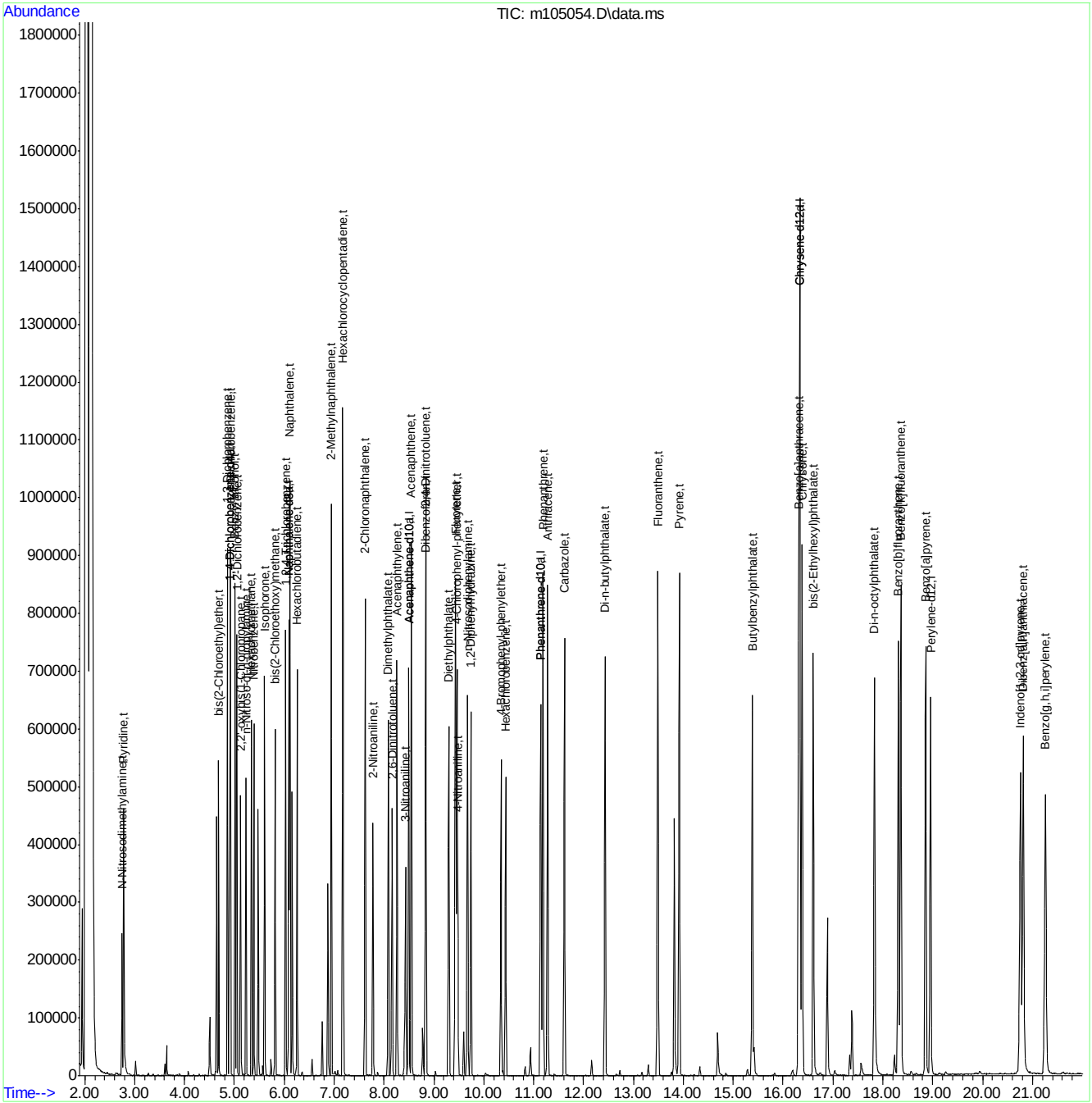

ACCUTEST LABORATORIES JB70128

Manual Integration Approval Summary

Sample Number:	EM4301-ICV4300	**Method:**	SW846 8270D
Lab FileID:	M105054.D	**Analyst approved:**	06/13/14 09:23 Saumil Patel
Injection Time:	06/12/14 18:45	**Supervisor approved:**	06/16/14 13:29 Nina Pandya

Parameter	CAS	Sig#	R.T. (min.)	Reason
Chrysene	218-01-9		16.38	Poor instrument integration
Benzo(a)pyrene	50-32-8		18.86	Poor instrument integration

Quantitation Report (Qedit)

Data Path : C:\msdchem\1\DATA\em4301\
Data File : m105054.D
Acq On : 12 Jun 2014 6:45 pm
Operator : saumilp
Sample : ICV4300-50
Misc : op73826,em4301
ALS Vial : 10 Sample Multiplier: 1

Quant Time: Jun 13 08:47:21 2014
Quant Method : C:\msdchem\1\METHODS\MM4300.M
Quant Title : Semi Volatile GC/MS, rtx-5ms 30mx0.25mmx0.25um
QLast Update : Fri Jun 13 08:41:49 2014
Response via : Initial Calibration

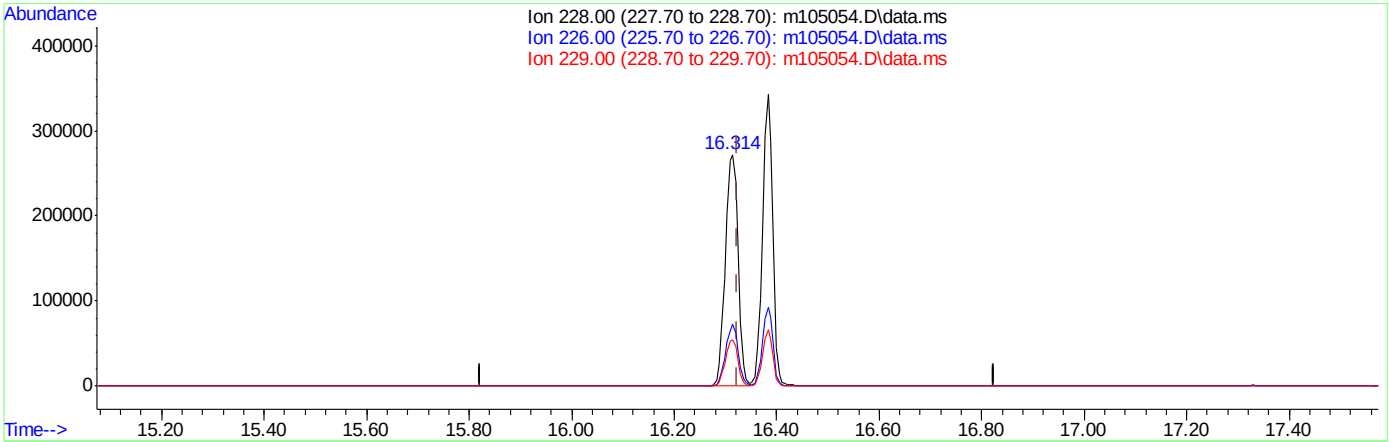

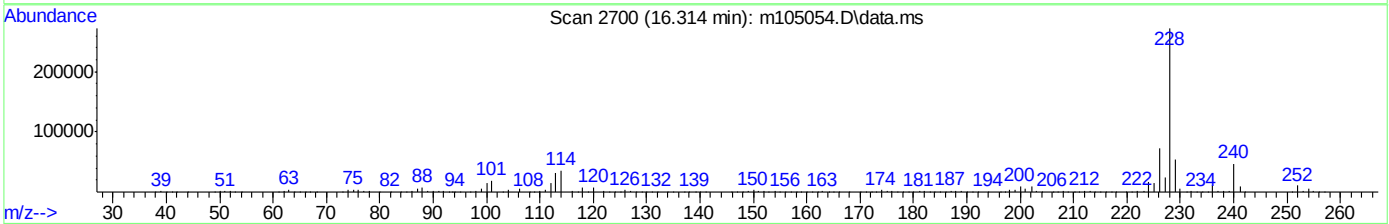

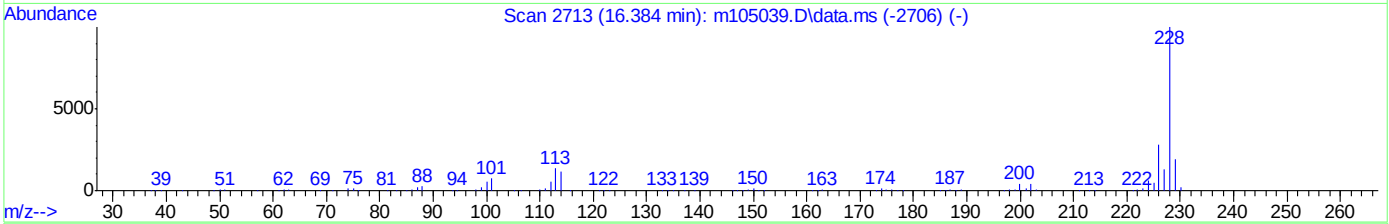

TIC: m105054.D\data.ms

(90) Chrysene (t)

16.314min (-0.010) 44.77ppb

response 473344

Ion	Exp%	Act%
228.00	100	100
226.00	28.20	26.52
229.00	18.90	20.11
0.00	0.00	0.00

Quantitation Report (Qedit)

Data Path : C:\msdchem\1\DATA\em4301\
Data File : m105054.D
Acq On : 12 Jun 2014 6:45 pm
Operator : saumilp
Sample : ICV4300-50
Misc : op73826,em4301
ALS Vial : 10 Sample Multiplier: 1

Quant Time: Jun 13 08:47:21 2014
Quant Method : C:\msdchem\1\METHODS\MM4300.M
Quant Title : Semi Volatile GC/MS, rtx-5ms 30mx0.25mmx0.25um
QLast Update : Fri Jun 13 08:41:49 2014
Response via : Initial Calibration

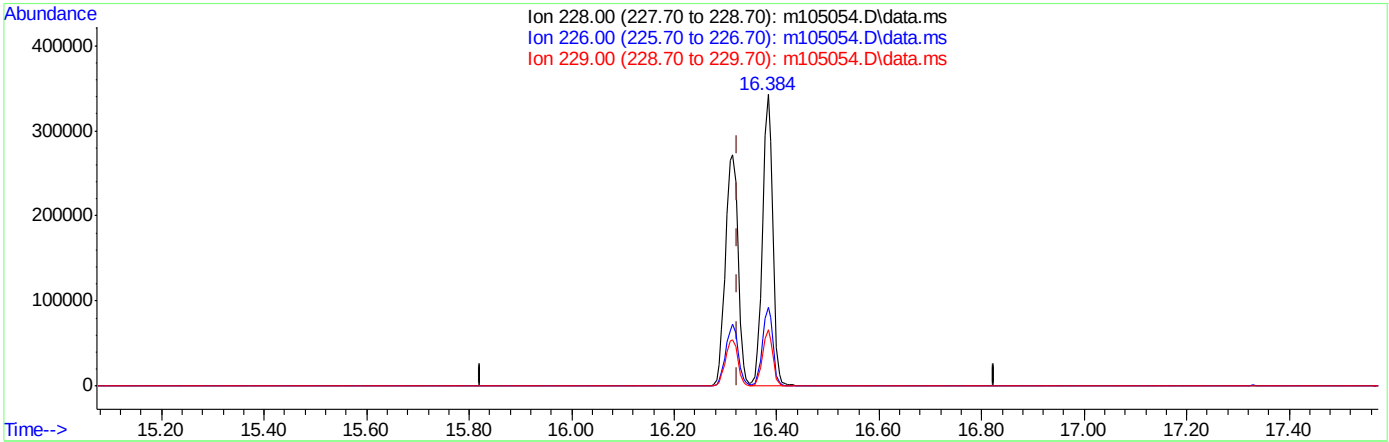

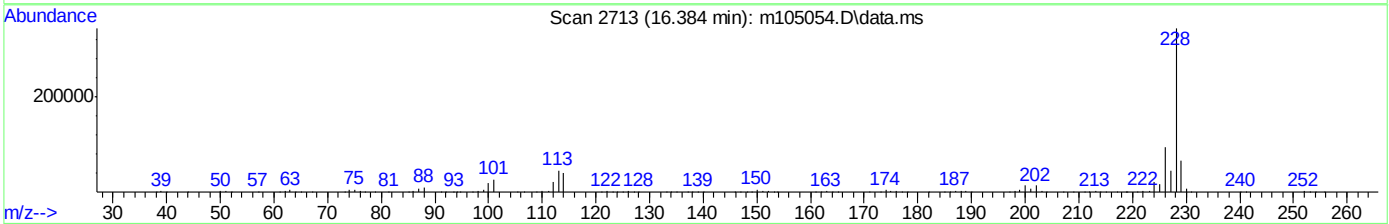

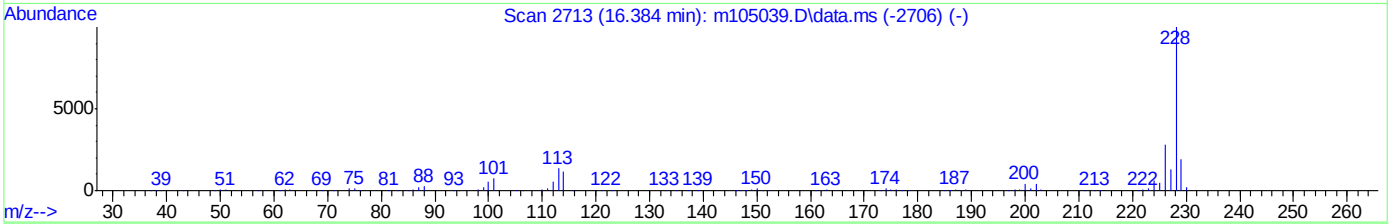

TIC: m105054.D\data.ms

(90) Chrysene (t)

16.384min (+0.060) 45.11ppb m

response 476941

Ion	Exp%	Act%
228.00	100	100
226.00	28.20	27.18
229.00	18.90	19.54
0.00	0.00	0.00

Quantitation Report (Qedit)

Data Path : C:\msdchem\1\DATA\em4301\
Data File : m105054.D
Acq On : 12 Jun 2014 6:45 pm
Operator : saumilp
Sample : ICV4300-50
Misc : op73826,em4301
ALS Vial : 10 Sample Multiplier: 1

Quant Time: Jun 13 08:47:21 2014
Quant Method : C:\msdchem\1\METHODS\MM4300.M
Quant Title : Semi Volatile GC/MS, rtx-5ms 30mx0.25mmx0.25um
QLast Update : Fri Jun 13 08:41:49 2014
Response via : Initial Calibration

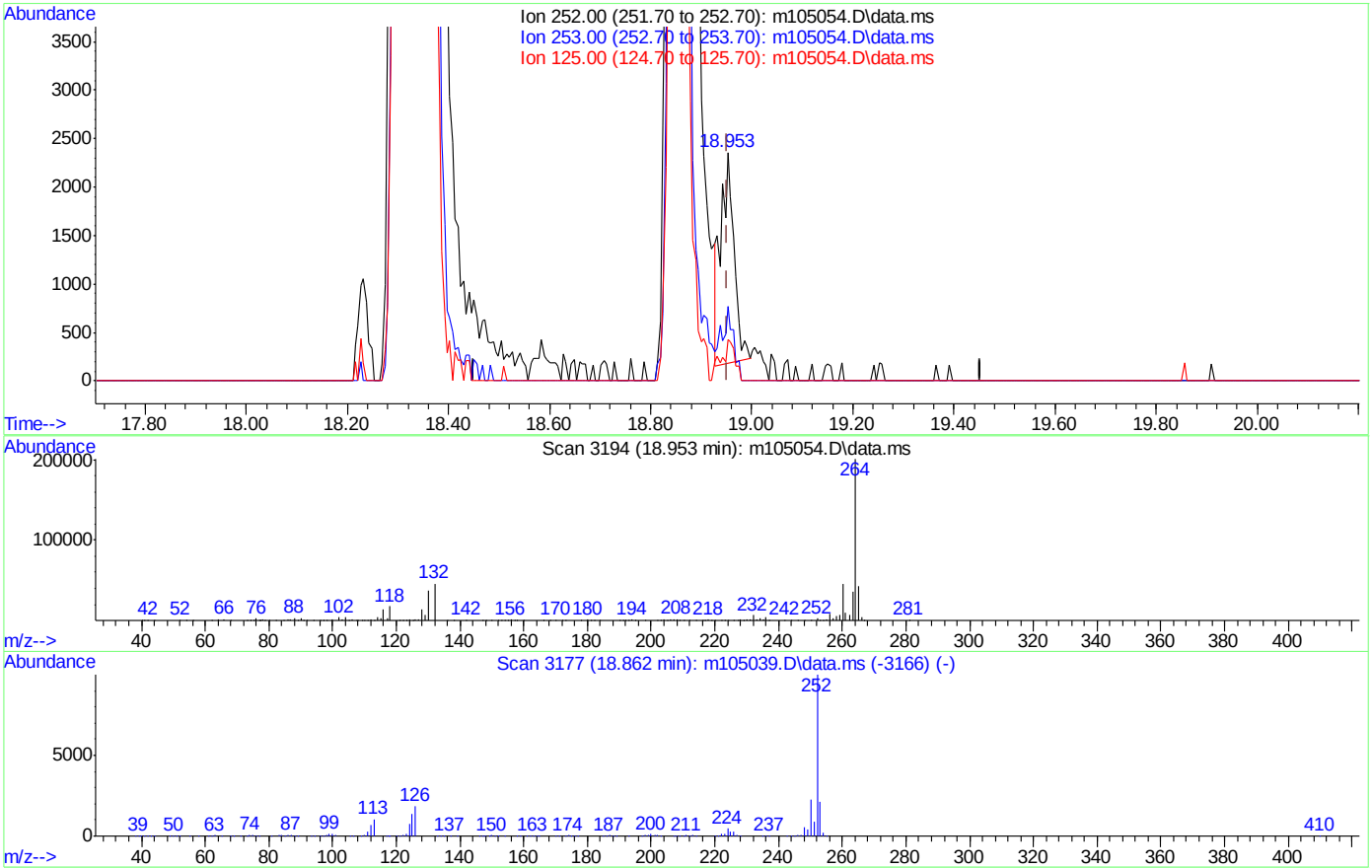

TIC: m105054.D\data.ms

(96) Benzo[a]pyrene (t)

18.953min (+0.001) 0.40ppb

response 4047

Ion	Exp%	Act%
252.00	100	100
253.00	21.20	40.71
125.00	13.70	21.17
0.00	0.00	0.00

9.6.45.4

9

ACCUTEST LABORATORIES JB70128

M105054.D edits: Benzo[a]pyrene

Quantitation Report (Qedit)

Data Path : C:\msdchem\1\DATA\em4301\
Data File : m105054.D
Acq On : 12 Jun 2014 6:45 pm
Operator : saumilp
Sample : ICV4300-50
Misc : op73826,em4301
ALS Vial : 10 Sample Multiplier: 1

Quant Time: Jun 13 08:47:21 2014
Quant Method : C:\msdchem\1\METHODS\MM4300.M
Quant Title : Semi Volatile GC/MS, rtx-5ms 30mx0.25mmx0.25um
QLast Update : Fri Jun 13 08:41:49 2014
Response via : Initial Calibration

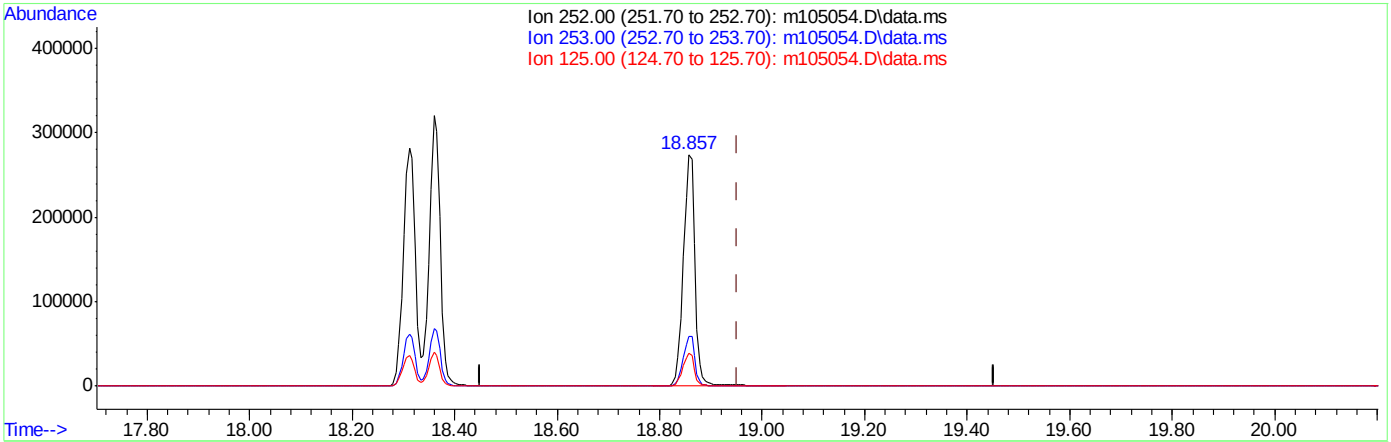

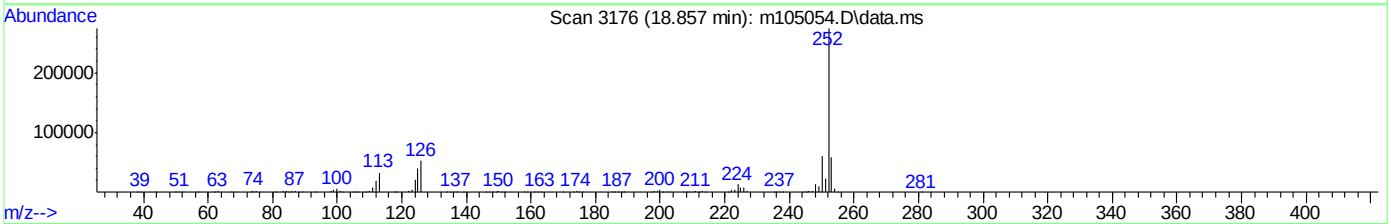

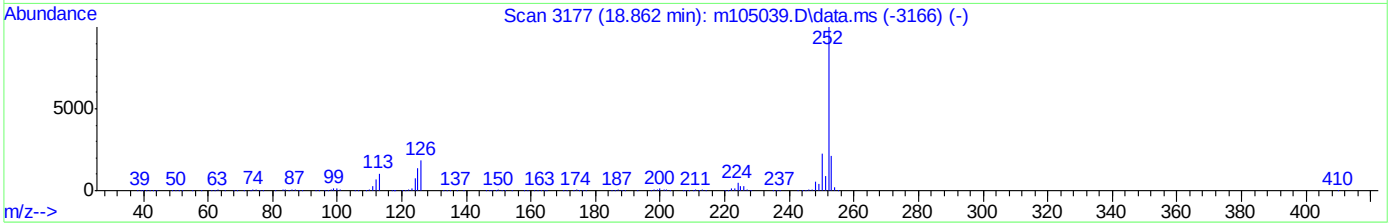

TIC: m105054.D\data.ms

(96) Benzo[a]pyrene (t)

18.857min (-0.095) 43.27ppb m

response 436316

Ion	Exp%	Act%
252.00	100	100
253.00	21.20	21.41
125.00	13.70	14.39
0.00	0.00	0.00

Quantitation Report (QT Reviewed)

Data Path : C:\msdchem\1\DATA\em4301\
Data File : m105055a.D
Acq On : 12 Jun 2014 7:15 pm
Operator : saumilp
Sample : ICV4301-50
Misc : op73826,em4301
ALS Vial : 11 Sample Multiplier: 1

Quant Time: Jun 13 09:05:44 2014
Quant Method : C:\msdchem\1\METHODS\MM4300.M
Quant Title : Semi Volatile GC/MS, rtx-5ms 30mx0.25mmx0.25um
QLast Update : Fri Jun 13 08:41:49 2014
Response via : Initial Calibration

Compound	R.T.	QIon	Response	Conc	Units	Dev(Min)
Internal Standards						
1) 1,4-Dichlorobenzene-d4	4.902	152	88794	40.00	ppb	0.00
24) Naphthalene-d8	6.087	136	316524	40.00	ppb	0.00
47) Acenaphthene-d10	8.491	164	185401	40.00	ppb	0.00
69) Phenanthrene-d10	11.141	188	304906	40.00	ppb	0.00
83) Chrysene-d12	16.323	240	312879	40.00	ppb	0.00
92) Perylene-d12	18.951	264	262761	40.00	ppb	0.00
102) 1,4-Dichlorobenzene-d4a	4.902	152	88794	40.00	ppb	0.00
104) Acenaphthene-d10a	8.491	164	185401	40.00	ppb	0.00
107) Chrysene-d12a	16.323	240	312879	40.00	ppb	0.00
110) Phenanthrene-d10a	11.141	188	304906	40.00	ppb	0.00
112) Naphthalene-d8a	6.087	136	316524	40.00	ppb	0.00
System Monitoring Compounds						
5) 2-Fluorophenol	0.000	112	0	0.00	ppb	
Spiked Amount 50.000			Recovery =	0.00%		
8) Phenol-d5	0.000	99	0d	0.00	ppb	
Spiked Amount 50.000			Recovery =	0.00%		
25) Nitrobenzene-d5	0.000	82	0	0.00	ppb	
Spiked Amount 50.000			Recovery =	0.00%		
51) 2-Fluorobiphenyl	0.000	172	0	0.00	ppb	
Spiked Amount 50.000			Recovery =	0.00%		
73) 2,4,6-Tribromophenol	0.000	330	0	0.00	ppb	
Spiked Amount 50.000			Recovery =	0.00%		
86) Terphenyl-d14	0.000	244	0	0.00	ppb	
Spiked Amount 50.000			Recovery =	0.00%		
109) 1-chlorooctadecane	0.000	57	0	0.00	ppb	
Spiked Amount 50.000			Recovery =	0.00%		
111) o-terphenyl	0.000	230	0	0.00	ppb	
Spiked Amount 50.000			Recovery =	0.00%		
Target Compounds						Qvalue
103) Benzaldehyde	4.560	105	133123	54.70	ppb	97
106) Atrazine	10.714	215	44731	49.51	ppb	94

(#) = qualifier out of range (m) = manual integration (+) = signals summed

Quantitation Report (QT Reviewed)

Data Path : C:\msdchem\1\DATA\em4301\
Data File : m105055a.D
Acq On : 12 Jun 2014 7:15 pm
Operator : saumilp
Sample : ICV4301-50
Misc : op73826,em4301
ALS Vial : 11 Sample Multiplier: 1

Quant Time: Jun 13 09:05:44 2014
Quant Method : C:\msdchem\1\METHODS\MM4300.M
Quant Title : Semi Volatile GC/MS, rtx-5ms 30mx0.25mmx0.25um
QLast Update : Fri Jun 13 08:41:49 2014
Response via : Initial Calibration

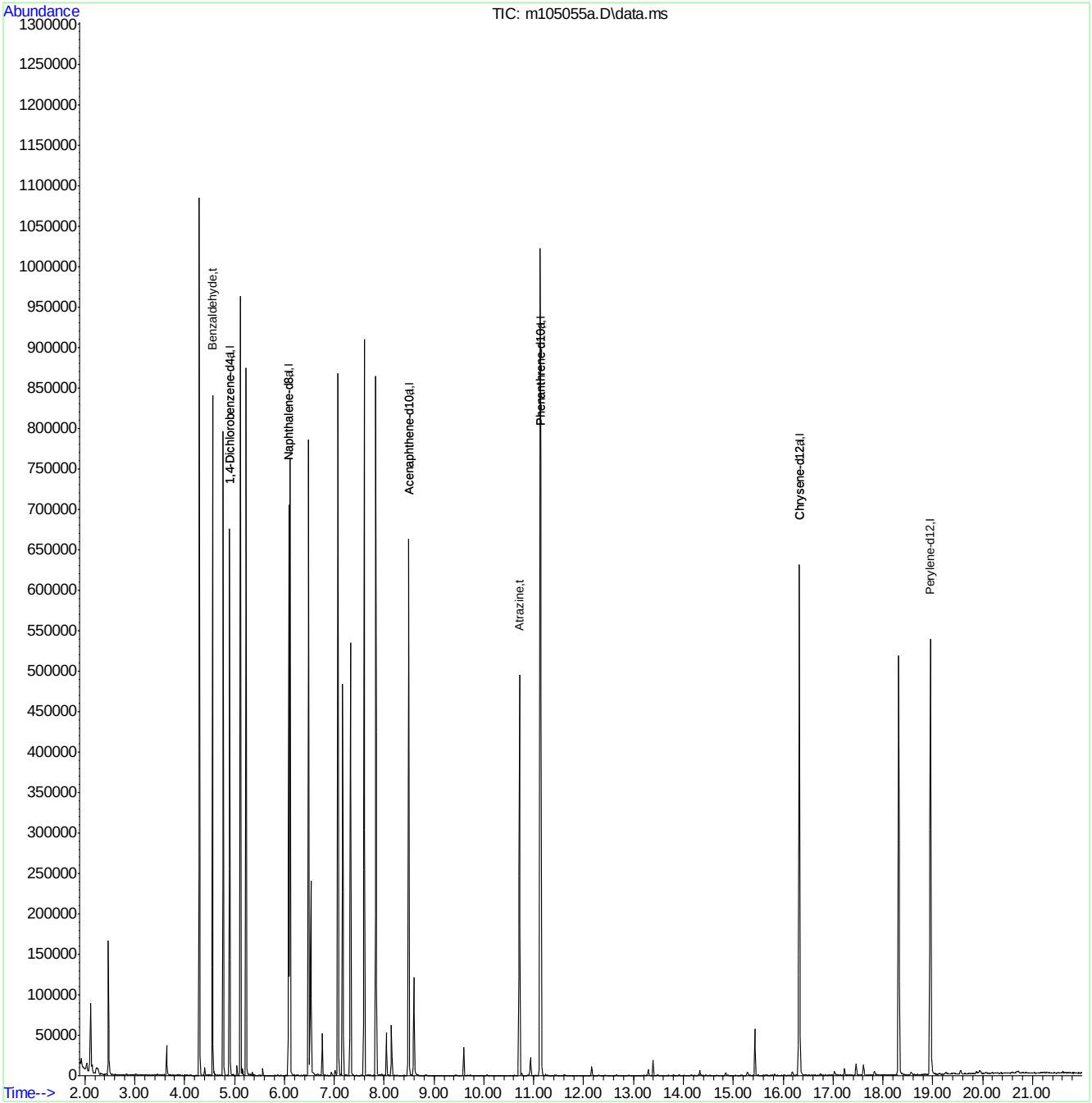

Quantitation Report (QT Reviewed)

Data Path : C:\msdchem\1\DATA\em4301\
Data File : m105055.D
Acq On : 12 Jun 2014 7:15 pm
Operator : saumilp
Sample : ICV4300-50
Misc : op73826,em4301
ALS Vial : 11 Sample Multiplier: 1

Quant Time: Jun 13 09:04:57 2014
Quant Method : C:\msdchem\1\METHODS\MM4300.M
Quant Title : Semi Volatile GC/MS, rtx-5ms 30mx0.25mmx0.25um
QLast Update : Fri Jun 13 08:41:49 2014
Response via : Initial Calibration

Compound	R.T.	QIon	Response	Conc	Units	Dev(Min)
Internal Standards						
1) 1,4-Dichlorobenzene-d4	4.902	152	88794	40.00	ppb	0.00
24) Naphthalene-d8	6.087	136	316524	40.00	ppb	0.00
47) Acenaphthene-d10	8.491	164	185401	40.00	ppb	0.00
69) Phenanthrene-d10	11.141	188	304906	40.00	ppb	0.00
83) Chrysene-d12	16.323	240	312879	40.00	ppb	0.00
92) Perylene-d12	18.951	264	262761	40.00	ppb	0.00
102) 1,4-Dichlorobenzene-d4a	4.902	152	88794	40.00	ppb	0.00
104) Acenaphthene-d10a	8.491	164	185401	40.00	ppb	0.00
107) Chrysene-d12a	16.323	240	312879	40.00	ppb	0.00
110) Phenanthrene-d10a	11.141	188	304906	40.00	ppb	0.00
112) Naphthalene-d8a	6.087	136	316524	40.00	ppb	0.00
System Monitoring Compounds						
5) 2-Fluorophenol	0.000	112	0	0.00	ppb	
Spiked Amount 50.000			Recovery =	0.00%		
8) Phenol-d5	0.000	99	0d	0.00	ppb	
Spiked Amount 50.000			Recovery =	0.00%		
25) Nitrobenzene-d5	0.000	82	0	0.00	ppb	
Spiked Amount 50.000			Recovery =	0.00%		
51) 2-Fluorobiphenyl	0.000	172	0	0.00	ppb	
Spiked Amount 50.000			Recovery =	0.00%		
73) 2,4,6-Tribromophenol	0.000	330	0	0.00	ppb	
Spiked Amount 50.000			Recovery =	0.00%		
86) Terphenyl-d14	0.000	244	0	0.00	ppb	
Spiked Amount 50.000			Recovery =	0.00%		
109) 1-chlorooctadecane	0.000	57	0	0.00	ppb	
Spiked Amount 50.000			Recovery =	0.00%		
111) o-terphenyl	0.000	230	0	0.00	ppb	
Spiked Amount 50.000			Recovery =	0.00%		
Target Compounds						Qvalue
2) 1,4-Dioxane	2.471	88	64360	40.21	ppb	95
6) Indene	5.115	116	262990	44.91	ppb	99
7) Cumene	4.298	105	359529	42.88	ppb	100
13) Decane	4.773	43	109104	42.01	ppb	98
18) Acetophenone	5.233	105	219847	44.72	ppb	98
27) Quinoline	6.483	129	288020	43.06	ppb	99
40) 2,3-Dichloroaniline	7.327	161	128383	39.67	ppb	95
41) Caprolactam	6.531	55	53588	41.27	ppb	98
45) 1-Methylnaphthalene	7.076	142	262351	42.53	ppb	98
46) Dimethylnaphthalene	7.834	156	239516	43.04	ppb	95
53) Biphenyl	7.599	154	332896	43.86	ppb	98
82) Octadecane	11.130	57	149979	48.76	ppb	97
100) 7,12-Dimethylbenz(a)an...	18.316	256	144877	34.20	ppb	98

(#) = qualifier out of range (m) = manual integration (+) = signals summed

Quantitation Report (QT Reviewed)

Data Path : C:\msdchem\1\DATA\em4301\
Data File : m105055.D
Acq On : 12 Jun 2014 7:15 pm
Operator : saumilp
Sample : ICV4300-50
Misc : op73826,em4301
ALS Vial : 11 Sample Multiplier: 1

Quant Time: Jun 13 09:04:57 2014
Quant Method : C:\msdchem\1\METHODS\MM4300.M
Quant Title : Semi Volatile GC/MS, rtx-5ms 30mx0.25mmx0.25um
QLast Update : Fri Jun 13 08:41:49 2014
Response via : Initial Calibration

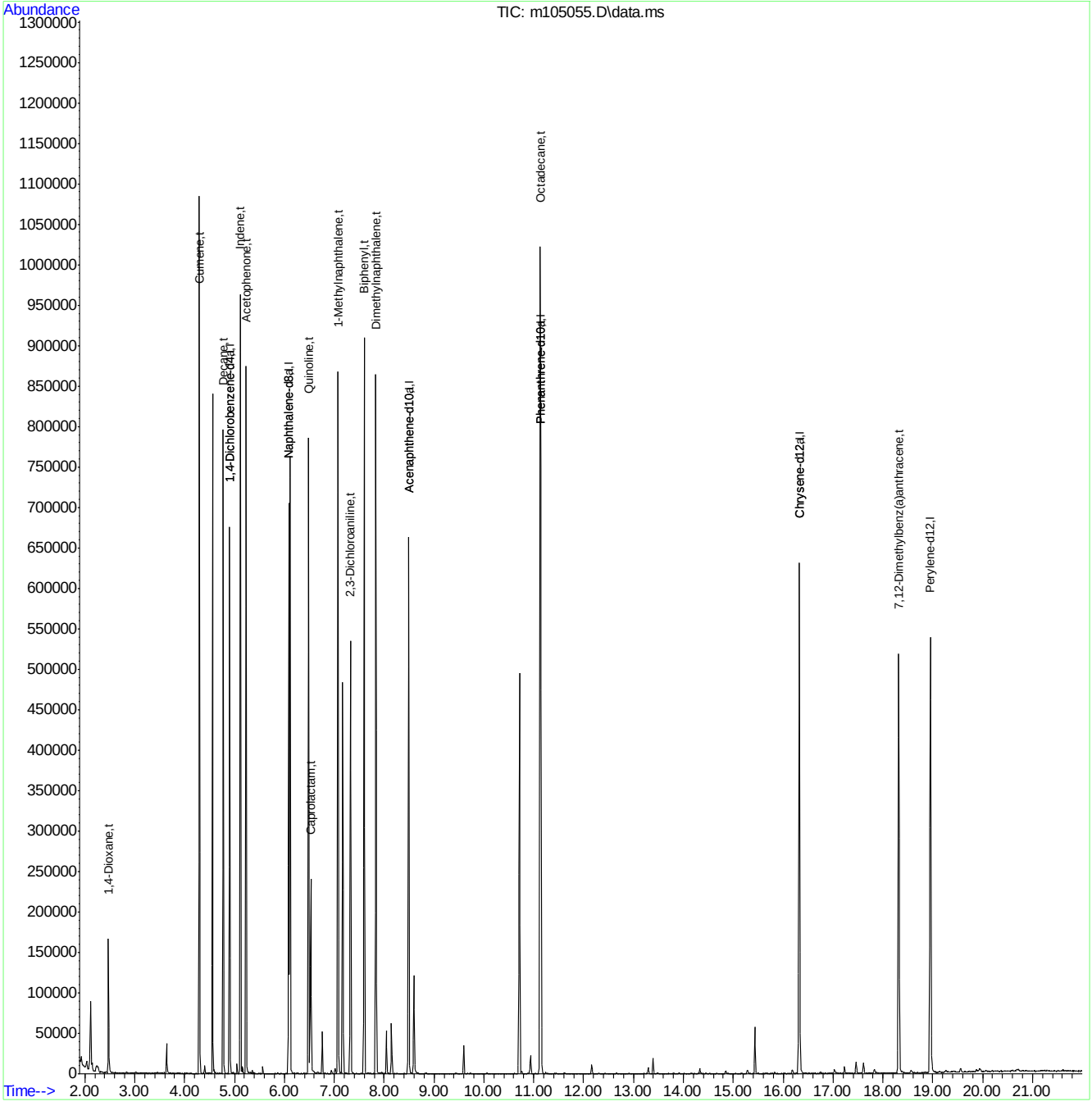

MM4300.M Mon Jun 16 13:01:39 2014 MSM Page: 2

Quantitation Report (QT Reviewed)

Data Path : C:\msdchem\1\DATA\em4301\
Data File : m105056.D
Acq On : 12 Jun 2014 7:44 pm
Operator : saumilp
Sample : ICV4300-50
Misc : op73826,em4301
ALS Vial : 12 Sample Multiplier: 1

Quant Time: Jun 13 09:06:34 2014
Quant Method : C:\msdchem\1\METHODS\MM4300.M
Quant Title : Semi Volatile GC/MS, rtx-5ms 30mx0.25mmx0.25um
QLast Update : Fri Jun 13 08:41:49 2014
Response via : Initial Calibration

Compound	R.T.	QIon	Response	Conc	Units	Dev(Min)
Internal Standards						
1) 1,4-Dichlorobenzene-d4	4.900	152	101895	40.00	ppb	0.00
24) Naphthalene-d8	6.086	136	363456	40.00	ppb	0.00
47) Acenaphthene-d10	8.490	164	210900	40.00	ppb	0.00
69) Phenanthrene-d10	11.135	188	348556	40.00	ppb	0.00
83) Chrysene-d12	16.322	240	346701	40.00	ppb	0.00
92) Perylene-d12	18.950	264	303587	40.00	ppb	0.00
102) 1,4-Dichlorobenzene-d4a	4.900	152	101895	40.00	ppb	0.00
104) Acenaphthene-d10a	8.490	164	210900	40.00	ppb	0.00
107) Chrysene-d12a	16.322	240	346701	40.00	ppb	0.00
110) Phenanthrene-d10a	11.135	188	348556	40.00	ppb	0.00
112) Naphthalene-d8a	6.086	136	363456	40.00	ppb	0.00
System Monitoring Compounds						
5) 2-Fluorophenol	3.902	112	154809	42.63	ppb	0.00
Spiked Amount 50.000			Recovery =	85.26%		
8) Phenol-d5	4.607	99	189349	40.03	ppb	0.00
Spiked Amount 50.000			Recovery =	80.06%		
25) Nitrobenzene-d5	5.371	82	162055	43.02	ppb	0.00
Spiked Amount 50.000			Recovery =	86.04%		
51) 2-Fluorobiphenyl	7.454	172	315364	43.13	ppb	0.00
Spiked Amount 50.000			Recovery =	86.26%		
73) 2,4,6-Tribromophenol	9.853	330	34076	44.42	ppb	0.00
Spiked Amount 50.000			Recovery =	88.84%		
86) Terphenyl-d14	14.324	244	350300	45.09	ppb	0.00
Spiked Amount 50.000			Recovery =	90.18%		
109) 1-chlorooctadecane	0.000	57	0	0.00	ppb	
Spiked Amount 50.000			Recovery =	0.00%		
111) o-terphenyl	0.000	230	0	0.00	ppb	
Spiked Amount 50.000			Recovery =	0.00%		
Target Compounds						Qvalue

(#) = qualifier out of range (m) = manual integration (+) = signals summed

Quantitation Report (QT Reviewed)

Data Path : C:\msdchem\1\DATA\em4301\
Data File : m105056.D
Acq On : 12 Jun 2014 7:44 pm
Operator : saumilp
Sample : ICV4300-50
Misc : op73826,em4301
ALS Vial : 12 Sample Multiplier: 1

Quant Time: Jun 13 09:06:34 2014
Quant Method : C:\msdchem\1\METHODS\MM4300.M
Quant Title : Semi Volatile GC/MS, rtx-5ms 30mx0.25mmx0.25um
QLast Update : Fri Jun 13 08:41:49 2014
Response via : Initial Calibration

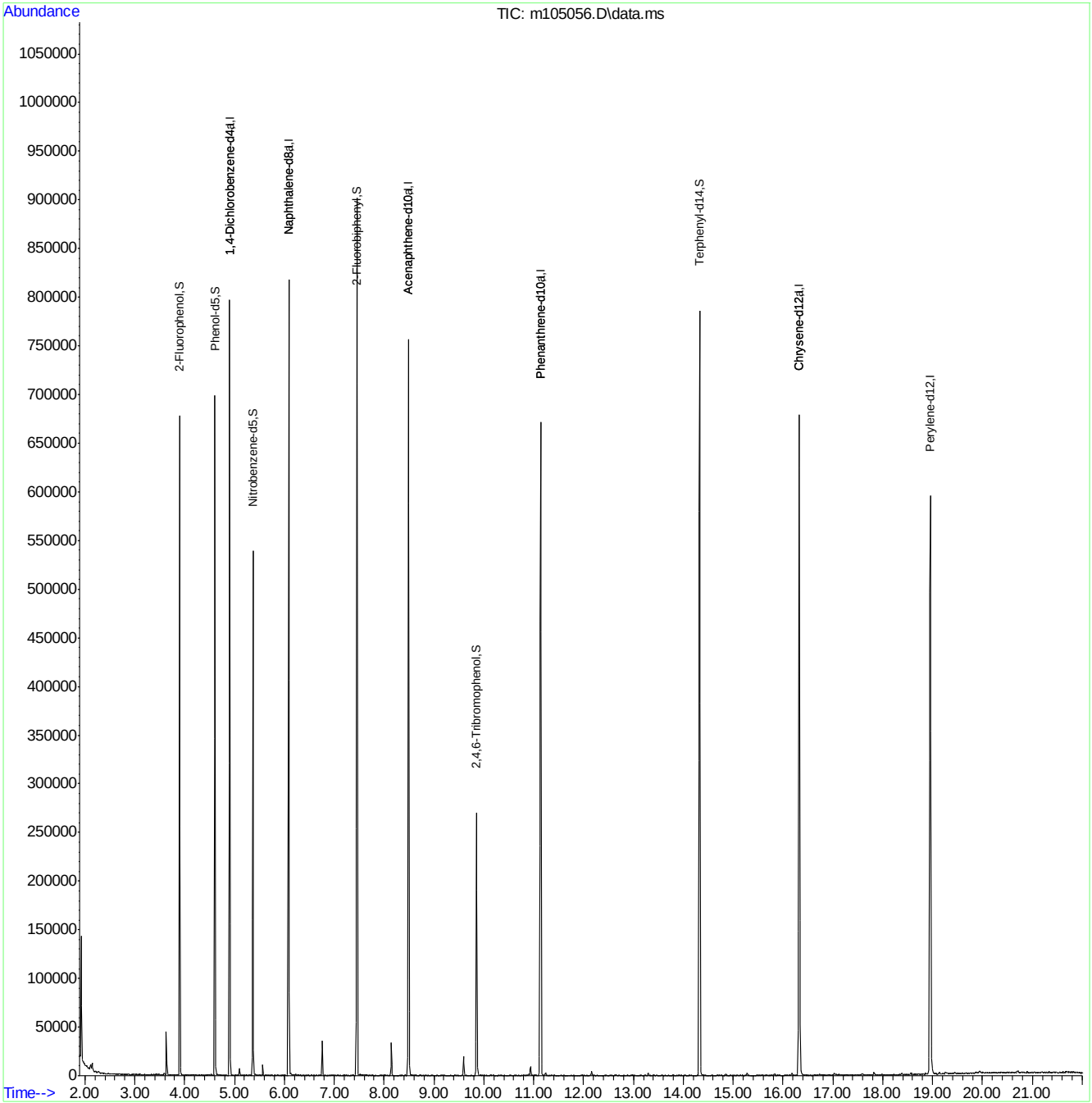

Quantitation Report (QT Reviewed)

Data Path : C:\msdchem\1\DATA\em4301\
Data File : m105057.D
Acq On : 12 Jun 2014 8:14 pm
Operator : saumilp
Sample : ICV4300-50
Misc : op73826,em4301
ALS Vial : 13 Sample Multiplier: 1

Quant Time: Jun 13 09:07:32 2014
Quant Method : C:\msdchem\1\METHODS\MM4300.M
Quant Title : Semi Volatile GC/MS, rtx-5ms 30mx0.25mmx0.25um
QLast Update : Fri Jun 13 08:41:49 2014
Response via : Initial Calibration

Compound	R.T.	QIon	Response	Conc	Units	Dev(Min)
Internal Standards						
1) 1,4-Dichlorobenzene-d4	4.902	152	137344	40.00	ppb	0.00
24) Naphthalene-d8	6.082	136	500318	40.00	ppb	0.00
47) Acenaphthene-d10	8.492	164	306083	40.00	ppb	0.00
69) Phenanthrene-d10	11.141	188	528882	40.00	ppb	0.00
83) Chrysene-d12	16.328	240	554319	40.00	ppb	0.00
92) Perylene-d12	18.957	264	493499	40.00	ppb	0.00
102) 1,4-Dichlorobenzene-d4a	4.902	152	137344	40.00	ppb	0.00
104) Acenaphthene-d10a	8.492	164	306083	40.00	ppb	0.00
107) Chrysene-d12a	16.328	240	554319	40.00	ppb	0.00
110) Phenanthrene-d10a	11.141	188	528882	40.00	ppb	0.00
112) Naphthalene-d8a	6.082	136	500318	40.00	ppb	0.00
System Monitoring Compounds						
5) 2-Fluorophenol	0.000	112	0	0.00	ppb	
Spiked Amount 50.000			Recovery =	0.00%		
8) Phenol-d5	0.000	99	0	0.00	ppb	
Spiked Amount 50.000			Recovery =	0.00%		
25) Nitrobenzene-d5	0.000	82	0	0.00	ppb	
Spiked Amount 50.000			Recovery =	0.00%		
51) 2-Fluorobiphenyl	0.000	172	0	0.00	ppb	
Spiked Amount 50.000			Recovery =	0.00%		
73) 2,4,6-Tribromophenol	0.000	330	0	0.00	ppb	
Spiked Amount 50.000			Recovery =	0.00%		
86) Terphenyl-d14	0.000	244	0	0.00	ppb	
Spiked Amount 50.000			Recovery =	0.00%		
109) 1-chlorooctadecane	0.000	57	0	0.00	ppb	
Spiked Amount 50.000			Recovery =	0.00%		
111) o-terphenyl	0.000	230	0	0.00	ppb	
Spiked Amount 50.000			Recovery =	0.00%		
Target Compounds						Qvalue
10) Aniline	4.640	93	390619	46.62	ppb	98
39) 4-Chloroaniline	6.157	127	314791	46.76	ppb	97

(#) = qualifier out of range (m) = manual integration (+) = signals summed

Quantitation Report (QT Reviewed)

Data Path : C:\msdchem\1\DATA\em4301\
Data File : m105057.D
Acq On : 12 Jun 2014 8:14 pm
Operator : saumilp
Sample : ICV4300-50
Misc : op73826,em4301
ALS Vial : 13 Sample Multiplier: 1

Quant Time: Jun 13 09:07:32 2014
Quant Method : C:\msdchem\1\METHODS\MM4300.M
Quant Title : Semi Volatile GC/MS, rtx-5ms 30mx0.25mmx0.25um
QLast Update : Fri Jun 13 08:41:49 2014
Response via : Initial Calibration

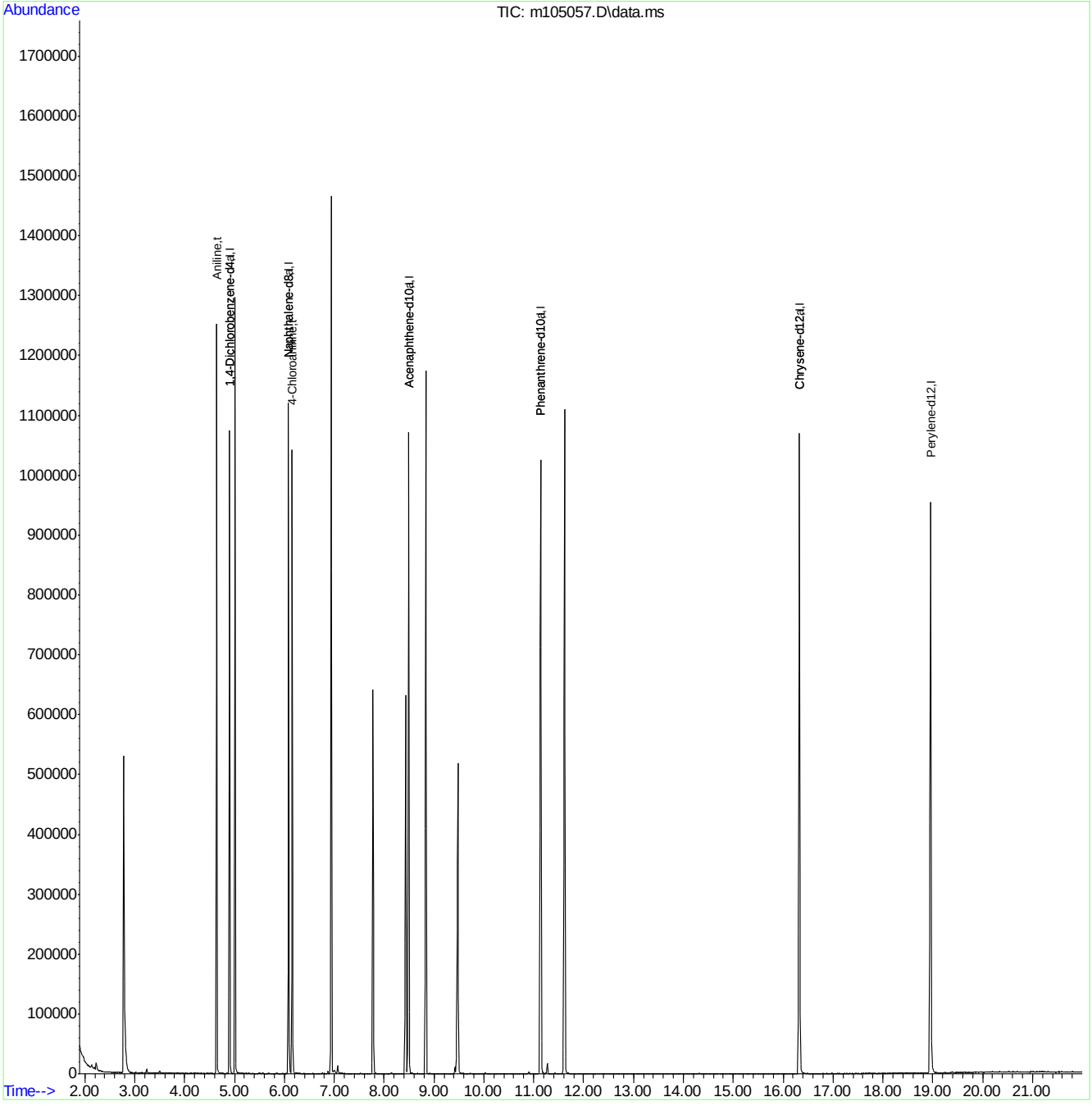

Quantitation Report (QT Reviewed)

Data Path : C:\msdchem\1\DATA\em4301\
Data File : m105059.D
Acq On : 12 Jun 2014 9:12 pm
Operator : saumilp
Sample : ICV4300-50
Misc : op73826,em4301
ALS Vial : 15 Sample Multiplier: 1

Quant Time: Jun 13 09:08:33 2014
Quant Method : C:\msdchem\1\METHODS\MM4300.M
Quant Title : Semi Volatile GC/MS, rtx-5ms 30mx0.25mmx0.25um
QLast Update : Fri Jun 13 08:41:49 2014
Response via : Initial Calibration

Compound	R.T.	QIon	Response	Conc	Units	Dev(Min)
Internal Standards						
1) 1,4-Dichlorobenzene-d4	4.901	152	134895	40.00	ppb	0.00
24) Naphthalene-d8	6.081	136	474574	40.00	ppb	0.00
47) Acenaphthene-d10	8.491	164	286500	40.00	ppb	0.00
69) Phenanthrene-d10	11.135	188	498000	40.00	ppb	0.00
83) Chrysene-d12	16.327	240	519908	40.00	ppb	0.00
92) Perylene-d12	18.956	264	479529	40.00	ppb	0.00
102) 1,4-Dichlorobenzene-d4a	4.901	152	134895	40.00	ppb	0.00
104) Acenaphthene-d10a	8.491	164	286500	40.00	ppb	0.00
107) Chrysene-d12a	16.327	240	519908	40.00	ppb	0.00
110) Phenanthrene-d10a	11.135	188	498000	40.00	ppb	0.00
112) Naphthalene-d8a	6.081	136	474574	40.00	ppb	0.00
System Monitoring Compounds						
5) 2-Fluorophenol	0.000	112	0	0.00	ppb	
Spiked Amount 50.000			Recovery =	0.00%		
8) Phenol-d5	0.000	99	0	0.00	ppb	
Spiked Amount 50.000			Recovery =	0.00%		
25) Nitrobenzene-d5	0.000	82	0	0.00	ppb	
Spiked Amount 50.000			Recovery =	0.00%		
51) 2-Fluorobiphenyl	0.000	172	0	0.00	ppb	
Spiked Amount 50.000			Recovery =	0.00%		
73) 2,4,6-Tribromophenol	0.000	330	0	0.00	ppb	
Spiked Amount 50.000			Recovery =	0.00%		
86) Terphenyl-d14	0.000	244	0	0.00	ppb	
Spiked Amount 50.000			Recovery =	0.00%		
109) 1-chlorooctadecane	0.000	57	0	0.00	ppb	
Spiked Amount 50.000			Recovery =	0.00%		
111) o-terphenyl	0.000	230	0	0.00	ppb	
Spiked Amount 50.000			Recovery =	0.00%		
Target Compounds						Qvalue
89) 3,3'-Dichlorobenzidine	16.333	252	240259	44.70	ppb	99

(#) = qualifier out of range (m) = manual integration (+) = signals summed

Quantitation Report (QT Reviewed)

Data Path : C:\msdchem\1\DATA\em4301\
Data File : m105059.D
Acq On : 12 Jun 2014 9:12 pm
Operator : saumilp
Sample : ICV4300-50
Misc : op73826,em4301
ALS Vial : 15 Sample Multiplier: 1

Quant Time: Jun 13 09:08:33 2014
Quant Method : C:\msdchem\1\METHODS\MM4300.M
Quant Title : Semi Volatile GC/MS, rtx-5ms 30mx0.25mmx0.25um
QLast Update : Fri Jun 13 08:41:49 2014
Response via : Initial Calibration

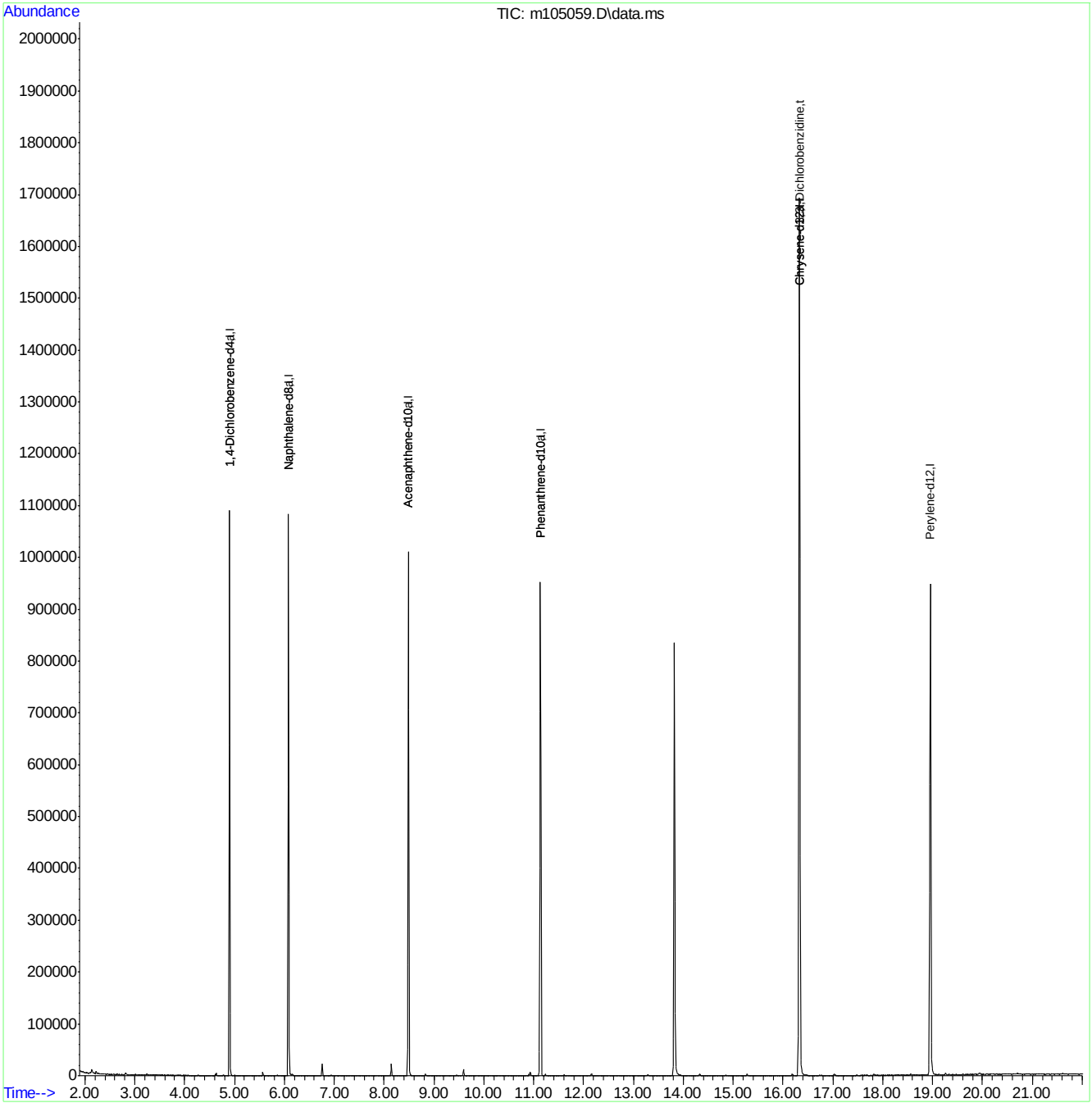

Quantitation Report (QT Reviewed)

Data Path : C:\msdchem\1\DATA\em4301\
Data File : m105059a.D
Acq On : 12 Jun 2014 9:12 pm
Operator : saumilp
Sample : ICV4301-50
Misc : op73826,em4301
ALS Vial : 15 Sample Multiplier: 1

Quant Time: Jun 13 09:09:16 2014
Quant Method : C:\msdchem\1\METHODS\MM4300.M
Quant Title : Semi Volatile GC/MS, rtx-5ms 30mx0.25mmx0.25um
QLast Update : Fri Jun 13 08:41:49 2014
Response via : Initial Calibration

Compound	R.T.	QIon	Response	Conc	Units	Dev(Min)
Internal Standards						
1) 1,4-Dichlorobenzene-d4	4.901	152	134895	40.00	ppb	0.00
24) Naphthalene-d8	6.081	136	474574	40.00	ppb	0.00
47) Acenaphthene-d10	8.491	164	286500	40.00	ppb	0.00
69) Phenanthrene-d10	11.135	188	498000	40.00	ppb	0.00
83) Chrysene-d12	16.327	240	519908	40.00	ppb	0.00
92) Perylene-d12	18.956	264	479529	40.00	ppb	0.00
102) 1,4-Dichlorobenzene-d4a	4.901	152	134895	40.00	ppb	0.00
104) Acenaphthene-d10a	8.491	164	286500	40.00	ppb	0.00
107) Chrysene-d12a	16.327	240	519908	40.00	ppb	0.00
110) Phenanthrene-d10a	11.135	188	498000	40.00	ppb	0.00
112) Naphthalene-d8a	6.081	136	474574	40.00	ppb	0.00
System Monitoring Compounds						
5) 2-Fluorophenol	0.000	112	0	0.00	ppb	
Spiked Amount 50.000			Recovery =	0.00%		
8) Phenol-d5	0.000	99	0	0.00	ppb	
Spiked Amount 50.000			Recovery =	0.00%		
25) Nitrobenzene-d5	0.000	82	0	0.00	ppb	
Spiked Amount 50.000			Recovery =	0.00%		
51) 2-Fluorobiphenyl	0.000	172	0	0.00	ppb	
Spiked Amount 50.000			Recovery =	0.00%		
73) 2,4,6-Tribromophenol	0.000	330	0	0.00	ppb	
Spiked Amount 50.000			Recovery =	0.00%		
86) Terphenyl-d14	0.000	244	0	0.00	ppb	
Spiked Amount 50.000			Recovery =	0.00%		
109) 1-chlorooctadecane	0.000	57	0	0.00	ppb	
Spiked Amount 50.000			Recovery =	0.00%		
111) o-terphenyl	0.000	230	0	0.00	ppb	
Spiked Amount 50.000			Recovery =	0.00%		
Target Compounds						Qvalue
108) Benzidine	13.822	184	456925	58.18	ppb	99

(#) = qualifier out of range (m) = manual integration (+) = signals summed

Quantitation Report (QT Reviewed)

Data Path : C:\msdchem\1\DATA\em4301\
Data File : m105059a.D
Acq On : 12 Jun 2014 9:12 pm
Operator : saumilp
Sample : ICV4301-50
Misc : op73826,em4301
ALS Vial : 15 Sample Multiplier: 1

Quant Time: Jun 13 09:09:16 2014
Quant Method : C:\msdchem\1\METHODS\MM4300.M
Quant Title : Semi Volatile GC/MS, rtx-5ms 30mx0.25mmx0.25um
QLast Update : Fri Jun 13 08:41:49 2014
Response via : Initial Calibration

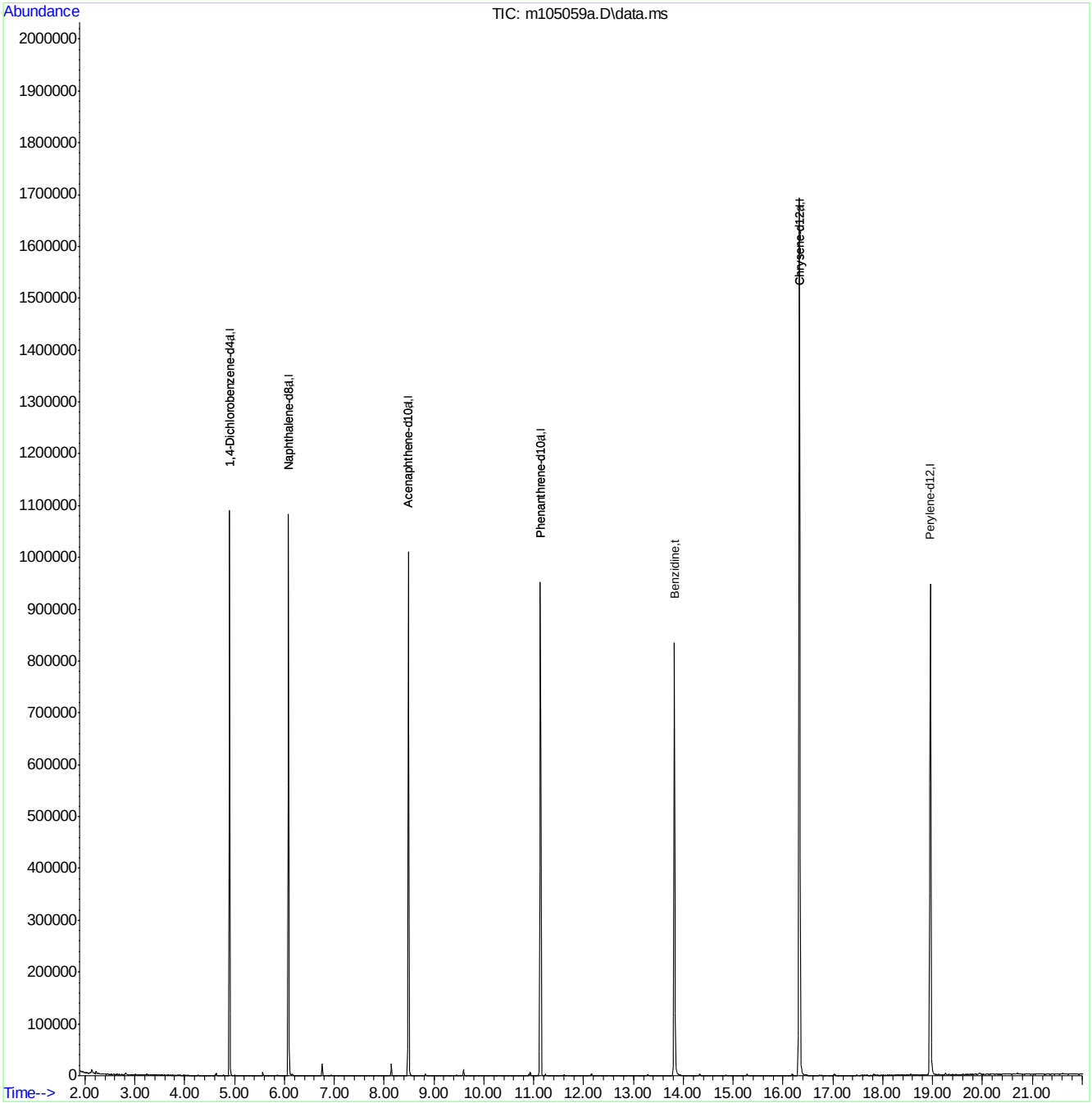

Quantitation Report (QT Reviewed)

Data Path : C:\msdchem\1\DATA\em4301\
Data File : m105060.D
Acq On : 12 Jun 2014 9:42 pm
Operator : saumilp
Sample : ICV4301-50
Misc : op73826,em4301
ALS Vial : 16 Sample Multiplier: 1

Quant Time: Jun 13 09:10:32 2014
Quant Method : C:\msdchem\1\METHODS\MM4300.M
Quant Title : Semi Volatile GC/MS, rtx-5ms 30mx0.25mmx0.25um
QLast Update : Fri Jun 13 08:41:49 2014
Response via : Initial Calibration

Compound	R.T.	QIon	Response	Conc	Units	Dev(Min)
Internal Standards						
1) 1,4-Dichlorobenzene-d4	4.901	152	118535	40.00	ppb	0.00
24) Naphthalene-d8	6.082	136	422080	40.00	ppb	0.00
47) Acenaphthene-d10	8.491	164	252228	40.00	ppb	0.00
69) Phenanthrene-d10	11.135	188	439112	40.00	ppb	0.00
83) Chrysene-d12	16.323	240	457472	40.00	ppb	0.00
92) Perylene-d12	18.956	264	402018	40.00	ppb	0.00
102) 1,4-Dichlorobenzene-d4a	4.901	152	118535	40.00	ppb	0.00
104) Acenaphthene-d10a	8.491	164	252228	40.00	ppb	0.00
107) Chrysene-d12a	16.323	240	457472	40.00	ppb	0.00
110) Phenanthrene-d10a	11.135	188	439112	40.00	ppb	0.00
112) Naphthalene-d8a	6.082	136	422080	40.00	ppb	0.00
System Monitoring Compounds						
5) 2-Fluorophenol	0.000	112	0	0.00	ppb	
Spiked Amount 50.000			Recovery =	0.00%		
8) Phenol-d5	0.000	99	0	0.00	ppb	
Spiked Amount 50.000			Recovery =	0.00%		
25) Nitrobenzene-d5	0.000	82	0	0.00	ppb	
Spiked Amount 50.000			Recovery =	0.00%		
51) 2-Fluorobiphenyl	0.000	172	0	0.00	ppb	
Spiked Amount 50.000			Recovery =	0.00%		
73) 2,4,6-Tribromophenol	0.000	330	0	0.00	ppb	
Spiked Amount 50.000			Recovery =	0.00%		
86) Terphenyl-d14	0.000	244	0	0.00	ppb	
Spiked Amount 50.000			Recovery =	0.00%		
109) 1-chlorooctadecane	0.000	57	0	0.00	ppb	
Spiked Amount 50.000			Recovery =	0.00%		
111) o-terphenyl	0.000	230	0	0.00	ppb	
Spiked Amount 50.000			Recovery =	0.00%		
Target Compounds						Qvalue
113) hydroquinone	6.541	110	238973	55.74	ppb	97

(#) = qualifier out of range (m) = manual integration (+) = signals summed

Quantitation Report (QT Reviewed)

Data Path : C:\msdchem\1\DATA\em4301\
Data File : m105060.D
Acq On : 12 Jun 2014 9:42 pm
Operator : saumilp
Sample : ICV4301-50
Misc : op73826,em4301
ALS Vial : 16 Sample Multiplier: 1

Quant Time: Jun 13 09:10:32 2014
Quant Method : C:\msdchem\1\METHODS\MM4300.M
Quant Title : Semi Volatile GC/MS, rtx-5ms 30mx0.25mmx0.25um
QLast Update : Fri Jun 13 08:41:49 2014
Response via : Initial Calibration

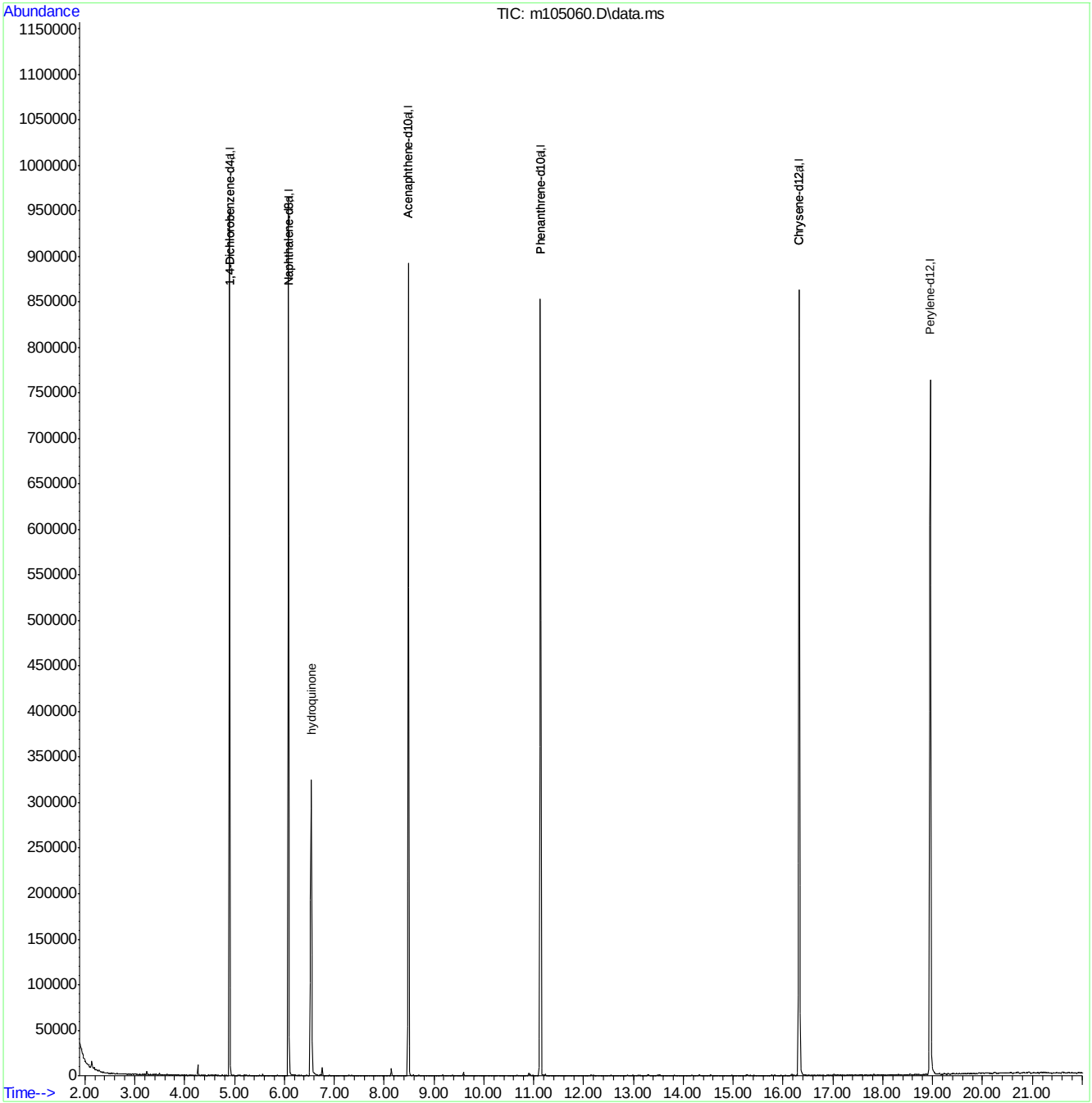

Quantitation Report (QT Reviewed)

Data Path : C:\msdchem\1\DATA\em4302\
Data File : m105064.D
Acq On : 13 Jun 2014 9:54 am
Operator : saumilp
Sample : ICV4300-50
Misc : op73826,em4302
ALS Vial : 2 Sample Multiplier: 1

Quant Time: Jun 13 10:22:39 2014
Quant Method : C:\msdchem\1\METHODS\MM4300.M
Quant Title : Semi Volatile GC/MS, rtx-5ms 30mx0.25mmx0.25um
QLast Update : Fri Jun 13 08:41:49 2014
Response via : Initial Calibration

Compound	R.T.	QIon	Response	Conc	Units		Dev(Min)
Internal Standards							
1) 1,4-Dichlorobenzene-d4	4.899	152	143834	40.00	ppb		0.00
24) Naphthalene-d8	6.084	136	496670	40.00	ppb		0.00
47) Acenaphthene-d10	8.488	164	292610	40.00	ppb		0.00
69) Phenanthrene-d10	11.138	188	504284	40.00	ppb		0.00
83) Chrysene-d12	16.320	240	484783	40.00	ppb		0.00
92) Perylene-d12	18.948	264	400690	40.00	ppb		0.00
102) 1,4-Dichlorobenzene-d4a	4.899	152	143834	40.00	ppb		0.00
104) Acenaphthene-d10a	8.488	164	292610	40.00	ppb		0.00
107) Chrysene-d12a	16.320	240	484783	40.00	ppb		-0.01
110) Phenanthrene-d10a	11.138	188	504284	40.00	ppb		0.00
112) Naphthalene-d8a	6.084	136	496670	40.00	ppb		0.00
System Monitoring Compounds							
5) 2-Fluorophenol	0.000	112	0	0.00	ppb		
Spiked Amount 50.000			Recovery =	0.00%			
8) Phenol-d5	0.000	99	0d	0.00	ppb		
Spiked Amount 50.000			Recovery =	0.00%			
25) Nitrobenzene-d5	0.000	82	0d	0.00	ppb		
Spiked Amount 50.000			Recovery =	0.00%			
51) 2-Fluorobiphenyl	0.000	172	0	0.00	ppb		
Spiked Amount 50.000			Recovery =	0.00%			
73) 2,4,6-Tribromophenol	0.000	330	0	0.00	ppb		
Spiked Amount 50.000			Recovery =	0.00%			
86) Terphenyl-d14	0.000	244	0	0.00	ppb		
Spiked Amount 50.000			Recovery =	0.00%			
109) 1-chlorooctadecane	0.000	57	0	0.00	ppb		
Spiked Amount 50.000			Recovery =	0.00%			
111) o-terphenyl	0.000	230	0	0.00	ppb		
Spiked Amount 50.000			Recovery =	0.00%			
Target Compounds							Qvalue
9) Phenol	4.615	94	339433	44.94	ppb		98
12) 2-Chlorophenol	4.738	128	273192	48.41	ppb		96
19) 2-Methylphenol	5.096	108	243860	48.34	ppb		99
21) 3&4-Methylphenol	5.224	108	254895	47.50	ppb	#	83
29) 2-Nitrophenol	5.689	139	129000	49.22	ppb		96
30) 2,4-Dimethylphenol	5.721	107	271127	52.10	ppb		97
31) Benzoic acid	5.817	105	159451	46.43	ppb		95
33) 2,4-Dichlorophenol	5.924	162	201780	51.56	ppb		96
34) 2,6-Dichlorophenol	6.170	162	197970	50.06	ppb		98
43) 4-Chloro-3-methylphenol	6.731	107	229882	50.67	ppb		97
49) 2,4,6-Trichlorophenol	7.329	196	148518	52.35	ppb		99
50) 2,4,5-Trichlorophenol	7.372	196	158410	51.52	ppb		93
60) 2,4-Dinitrophenol	8.595	184	43670	39.01	ppb		84
61) 4-Nitrophenol	8.729	109	76506	55.96	ppb		95
64) 2,3,4,6-Tetrachlorophenol	9.055	232	119769	50.94	ppb		97
70) 4,6-Dinitro-2-methylph...	9.530	198	81662	44.89	ppb		96
76) Pentachlorophenol	10.807	266	95988	55.19	ppb		97

Quantitation Report (QT Reviewed)

Data Path : C:\msdchem\1\DATA\em4302\
Data File : m105064.D
Acq On : 13 Jun 2014 9:54 am
Operator : saumilp
Sample : ICV4300-50
Misc : op73826,em4302
ALS Vial : 2 Sample Multiplier: 1

Quant Time: Jun 13 10:22:39 2014
Quant Method : C:\msdchem\1\METHODS\MM4300.M
Quant Title : Semi Volatile GC/MS, rtx-5ms 30mx0.25mmx0.25um
QLast Update : Fri Jun 13 08:41:49 2014
Response via : Initial Calibration

Compound	R.T.	QIon	Response	Conc	Units	Dev(Min)

(#) = qualifier out of range (m) = manual integration (+) = signals summed

Quantitation Report (QT Reviewed)

Data Path : C:\msdchem\1\DATA\em4302\
Data File : m105064.D
Acq On : 13 Jun 2014 9:54 am
Operator : saumilp
Sample : ICV4300-50
Misc : op73826,em4302
ALS Vial : 2 Sample Multiplier: 1

Quant Time: Jun 13 10:22:39 2014
Quant Method : C:\msdchem\1\METHODS\MM4300.M
Quant Title : Semi Volatile GC/MS, rtx-5ms 30mx0.25mmx0.25um
QLast Update : Fri Jun 13 08:41:49 2014
Response via : Initial Calibration

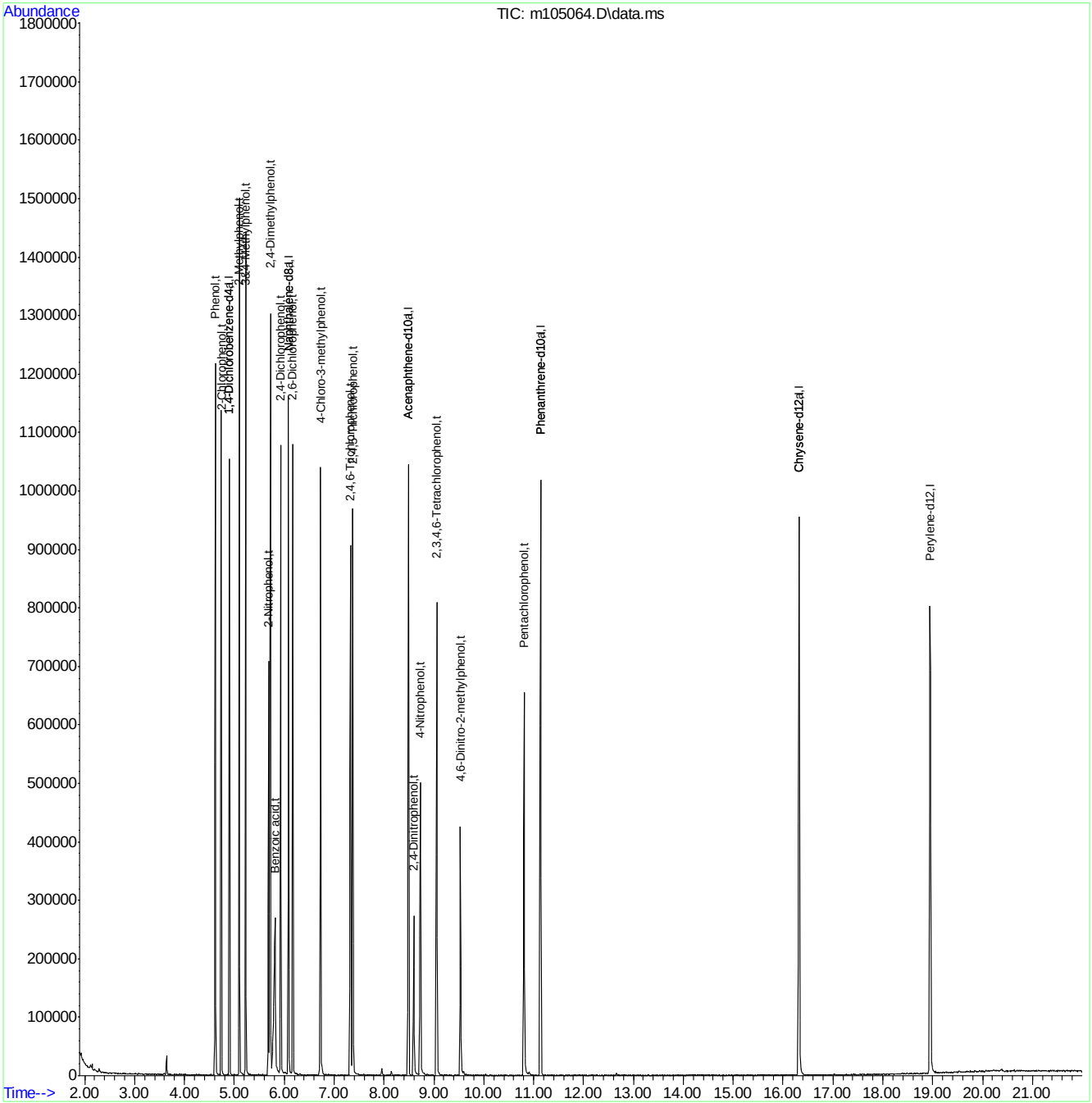

Quantitation Report (QT Reviewed)

Data Path : C:\msdchem\1\DATA\em4338\
Data File : m106085.D
Acq On : 7 Jul 2014 8:32 am
Operator : saumilp
Sample : cc4300-50
Misc : op73826,em4338
ALS Vial : 2 Sample Multiplier: 1

Quant Time: Jul 07 15:13:45 2014
Quant Method : C:\msdchem\1\METHODS\MM4300.M
Quant Title : Semi Volatile GC/MS, rtx-5ms 30mx0.25mmx0.25um
QLast Update : Mon Jul 07 15:13:12 2014
Response via : Initial Calibration

Compound	R.T.	QIon	Response	Conc	Units		Dev(Min)
Internal Standards							
1) 1,4-Dichlorobenzene-d4	4.706	152	123424	40.00	ppb		0.00
24) Naphthalene-d8	5.844	136	460561	40.00	ppb		0.00
47) Acenaphthene-d10	8.189	164	292780	40.00	ppb		0.00
69) Phenanthrene-d10	10.812	188	490602	40.00	ppb		0.00
83) Chrysene-d12	15.989	240	452330	40.00	ppb		0.00
92) Perylene-d12	18.612	264	383452	40.00	ppb		0.00
102) 1,4-Dichlorobenzene-d4a	4.706	152	123424	40.00	ppb		0.00
104) Acenaphthene-d10a	8.189	164	292780	40.00	ppb		0.00
107) Chrysene-d12a	15.989	240	452330	40.00	ppb		0.00
109) Naphthalene-d8a	5.844	136	460561	40.00	ppb		0.00
System Monitoring Compounds							
5) 2-Fluorophenol	3.755	112	201967	45.92	ppb		0.00
Spiked Amount 50.000			Recovery = 91.84%				
8) Phenol-d5	4.476	99	262214	45.77	ppb		0.00
Spiked Amount 50.000			Recovery = 91.54%				
25) Nitrobenzene-d5	5.160	82	240599	50.40	ppb		0.00
Spiked Amount 50.000			Recovery = 100.80%				
51) 2-Fluorobiphenyl	7.174	172	449049	44.23	ppb		0.00
Spiked Amount 50.000			Recovery = 88.46%				
73) 2,4,6-Tribromophenol	9.551	330	53401	49.45	ppb		0.00
Spiked Amount 50.000			Recovery = 98.90%				
86) Terphenyl-d14	13.985	244	472363	46.60	ppb		0.00
Spiked Amount 50.000			Recovery = 93.20%				
Target Compounds							Qvalue
2) 1,4-Dioxane	2.243	88	88393	39.73	ppb		100
3) Pyridine	2.569	79	238962	43.31	ppb		99
4) N-Nitrosodimethylamine	2.537	42	95487	47.85	ppb		89
6) Indene	4.909	116	367355	45.13	ppb		98
7) Cumene	4.102	105	539394	46.28	ppb		99
9) Phenol	4.487	94	287729	44.39	ppb		92
10) Aniline	4.455	93	312435	41.49	ppb		83
11) bis(2-Chloroethyl)ether	4.498	93	206030	45.97	ppb		96
12) 2-Chlorophenol	4.562	128	214013	44.20	ppb		97
13) Decane	4.578	43	163239	45.22	ppb		90
14) 1,3-Dichlorobenzene	4.658	146	231929	45.92	ppb		99
15) 1,4-Dichlorobenzene	4.717	146	235461	44.85	ppb		97
16) Benzyl alcohol	4.824	108	146766	44.58	ppb		92
17) 1,2-Dichlorobenzene	4.840	146	217969	44.79	ppb		99
18) Acetophenone	5.027	105	313430	45.86	ppb		92
19) 2-Methylphenol	4.941	108	202464	46.77	ppb		100
20) 2,2'-oxybis(1-Chloropr...	4.920	121	68059	47.78	ppb		98
21) 3&4-Methylphenol	5.064	108	223388	48.51	ppb	#	66
22) n-Nitroso-di-n-propyla...	5.032	70	165634	49.90	ppb		96
23) Hexachloroethane	5.117	201	85936	48.05	ppb		94
26) Nitrobenzene	5.176	77	261708	48.64	ppb		95
27) Quinoline	6.239	129	430867	44.27	ppb		99
28) Isophorone	5.390	82	432394	46.54	ppb		98

Quantitation Report (QT Reviewed)

Data Path : C:\msdchem\1\DATA\em4338\
Data File : m106085.D
Acq On : 7 Jul 2014 8:32 am
Operator : saumilp
Sample : cc4300-50
Misc : op73826,em4338
ALS Vial : 2 Sample Multiplier: 1

Quant Time: Jul 07 15:13:45 2014
Quant Method : C:\msdchem\1\METHODS\MM4300.M
Quant Title : Semi Volatile GC/MS, rtx-5ms 30mx0.25mmx0.25um
QLast Update : Mon Jul 07 15:13:12 2014
Response via : Initial Calibration

Compound	R.T.	QIon	Response	Conc	Units	Dev(Min)
29) 2-Nitrophenol	5.465	139	118299	48.67	ppb	88
30) 2,4-Dimethylphenol	5.523	107	211967	43.93	ppb	98
31) Benzoic acid	5.652	105	141786	44.53	ppb	90
32) bis(2-Chloroethoxy)met...	5.588	93	236030	44.63	ppb	97
33) 2,4-Dichlorophenol	5.732	162	179325	49.41	ppb	93
34) 2,6-Dichlorophenol	5.945	162	173359	47.27	ppb	96
35) 1,3,5-Trichlorobenzene	5.475	180	209271	45.91	ppb	98
36) 1,2,4-Trichlorobenzene	5.785	180	199200	46.45	ppb	96
37) 1,2,3-Trichlorobenzene	6.026	180	195632	44.98	ppb	99
38) Naphthalene	5.865	128	614147	43.37	ppb	99
39) 4-Chloroaniline	5.929	127	261746	42.24	ppb	95
40) 2,3-Dichloroaniline	7.057	161	221590	47.05	ppb	97
41) Caprolactam	6.341	55	86152	45.60	ppb	97
42) Hexachlorobutadiene	6.004	225	106107	43.09	ppb	98
43) 4-Chloro-3-methylphenol	6.538	107	203171	48.29	ppb	97
44) 2-Methylnaphthalene	6.672	141	347049	44.45	ppb	96
45) 1-Methylnaphthalene	6.800	142	402539	44.85	ppb	99
46) Dimethylnaphthalene	7.548	156	380598	47.01	ppb	98
48) Hexachlorocyclopentadiene	6.886	237	205797	82.64	ppb	98
49) 2,4,6-Trichlorophenol	7.078	196	131592	46.35	ppb	94
50) 2,4,5-Trichlorophenol	7.163	196	142471	46.31	ppb	99
52) 2-Chloronaphthalene	7.340	162	402203	42.21	ppb	97
53) Biphenyl	7.318	154	518956	43.30	ppb	99
54) 2-Nitroaniline	7.511	65	131992	50.67	ppb	92
55) Dimethylphthalate	7.799	163	458784	45.47	ppb	99
56) Acenaphthylene	7.959	152	647771	44.47	ppb	99
57) 2,6-Dinitrotoluene	7.885	165	107131	49.18	ppb	90
58) 3-Nitroaniline	8.152	138	117263	45.80	ppb	85
59) Acenaphthene	8.243	153	391614	43.34	ppb	96
60) 2,4-Dinitrophenol	8.333	184	107633	82.70	ppb	85
61) 4-Nitrophenol	8.600	109	69788	51.02	ppb	81
62) Dibenzofuran	8.526	168	573402	43.20	ppb	97
63) 2,4-Dinitrotoluene	8.547	165	151677	50.90	ppb	74
64) 2,3,4,6-Tetrachlorophenol	8.777	232	105901	45.01	ppb	98
65) Diethylphthalate	8.996	149	458562	46.70	ppb	98
66) Fluorene	9.113	166	465010	45.08	ppb	97
67) 4-Chlorophenyl-phenyle...	9.145	204	221438	44.25	ppb	96
68) 4-Nitroaniline	9.199	138	118836	44.89	ppb	90
70) 4,6-Dinitro-2-methylph...	9.258	198	82611	46.68	ppb	97
71) n-Nitrosodiphenylamine	9.364	169	316673	47.04	ppb	99
72) 1,2-Diphenylhydrazine	9.423	77	515821	47.37	ppb	99
74) 4-Bromophenyl-phenylether	10.021	248	109729	43.10	ppb	93
75) Hexachlorobenzene	10.112	284	115155	41.38	ppb	96
76) Pentachlorophenol	10.518	266	125666	74.27	ppb	98
77) Phenanthrene	10.855	178	667364	44.80	ppb	100
78) Anthracene	10.951	178	677703	45.73	ppb	99
79) Carbazole	11.304	167	644804	45.83	ppb	99
80) Di-n-butylphthalate	12.105	149	791403	50.91	ppb	100
81) Fluoranthene	13.147	202	736095	46.78	ppb	98
82) Octadecane	10.801	57	251766	50.87	ppb	96

Quantitation Report (QT Reviewed)

Data Path : C:\msdchem\1\DATA\em4338\
Data File : m106085.D
Acq On : 7 Jul 2014 8:32 am
Operator : saumilp
Sample : cc4300-50
Misc : op73826,em4338
ALS Vial : 2 Sample Multiplier: 1

Quant Time: Jul 07 15:13:45 2014
Quant Method : C:\msdchem\1\METHODS\MM4300.M
Quant Title : Semi Volatile GC/MS, rtx-5ms 30mx0.25mmx0.25um
QLast Update : Mon Jul 07 15:13:12 2014
Response via : Initial Calibration

Compound	R.T.	QIon	Response	Conc	Units	Dev(Min)
84) Pyrene	13.574	202	765438	49.05	ppb	99
85) Butyl stearate	15.289	56	259929	84.62	ppb	99
87) Butylbenzylphthalate	15.043	149	360148	57.17	ppb	95
88) Benzo[a]anthracene	15.967	228	653279	46.52	ppb	98
89) 3,3'-Dichlorobenzidine	15.999	252	216857	46.37	ppb	99
90) Chrysene	16.042	228	612308	45.94	ppb	99
91) bis(2-Ethylhexyl)phtha...	16.261	149	505553	60.02	ppb	99
93) Di-n-octylphthalate	17.490	149	872779	55.00	ppb	99
94) Benzo[b]fluoranthene	17.971	252	598904	44.04	ppb	98
95) Benzo[k]fluoranthene	18.024	252	566683	42.20	ppb	98
96) Benzo[a]pyrene	18.510	252	528350	44.36	ppb	98
97) Indeno[1,2,3-cd]pyrene	20.342	276	489563	45.97	ppb	98
98) Dibenz(a,h)acridine	19.974	279	447203	46.35	ppb	99
99) Dibenz[a,h]anthracene	20.391	278	498905	44.71	ppb	98
100) 7,12-Dimethylbenz(a)an...	17.981	256	289649	46.86	ppb	96
101) Benzo[g,h,i]perylene	20.802	276	482214	44.81	ppb	97

(#) = qualifier out of range (m) = manual integration (+) = signals summed

9.6.54

9

Quantitation Report (QT Reviewed)

Data Path : C:\msdchem\1\DATA\em4338\
Data File : m106085.D
Acq On : 7 Jul 2014 8:32 am
Operator : saumilp
Sample : cc4300-50
Misc : op73826,em4338
ALS Vial : 2 Sample Multiplier: 1

Quant Time: Jul 07 15:13:45 2014
Quant Method : C:\msdchem\1\METHODS\MM4300.M
Quant Title : Semi Volatile GC/MS, rtx-5ms 30mx0.25mmx0.25um
QLast Update : Mon Jul 07 15:13:12 2014
Response via : Initial Calibration

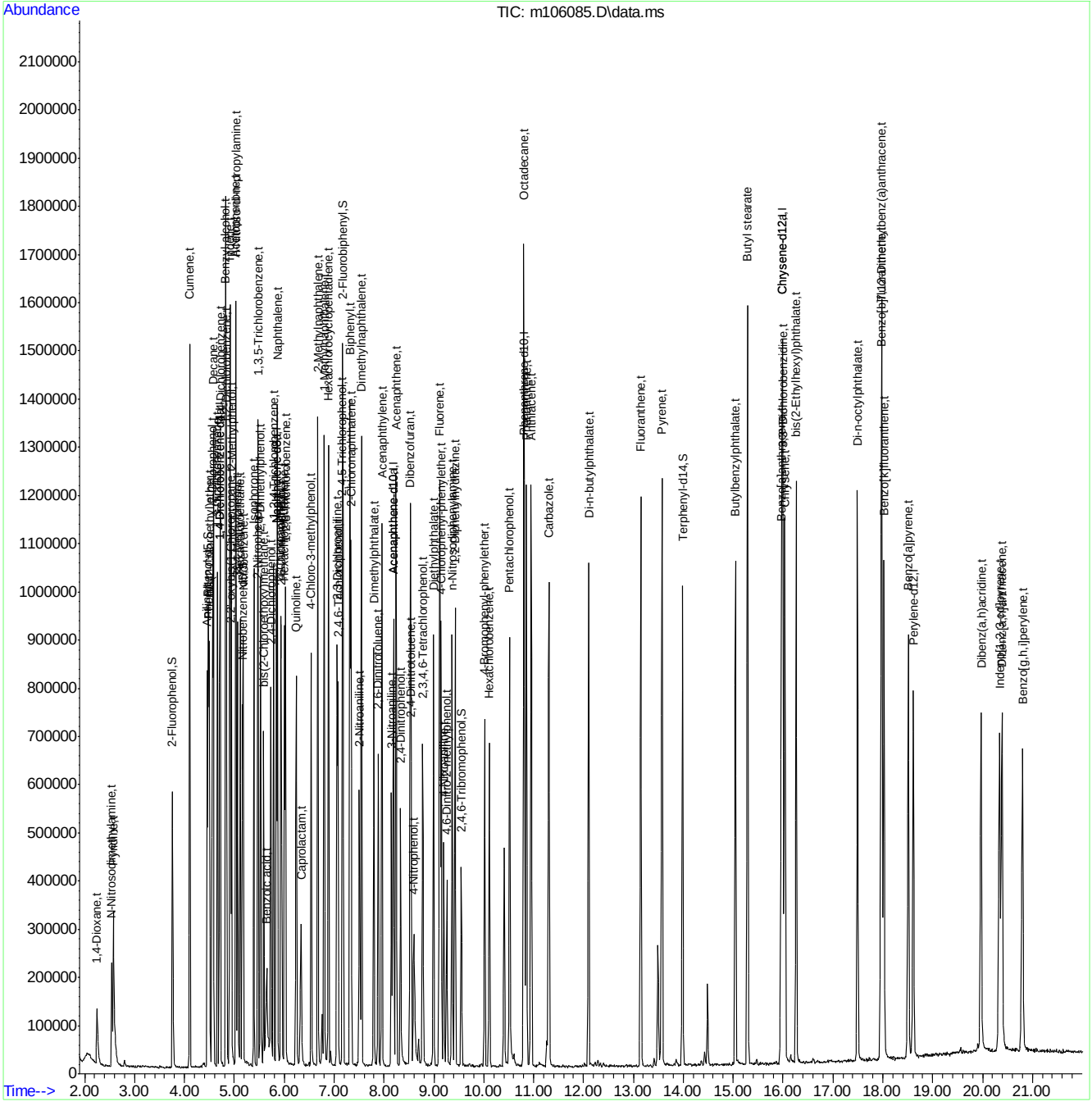

Quantitation Report (QT Reviewed)

Data Path : C:\msdchem\1\DATA\em4338\
Data File : m106086.D
Acq On : 7 Jul 2014 9:01 am
Operator : saumilp
Sample : cc4301-50
Misc : op73826,em4338
ALS Vial : 3 Sample Multiplier: 1

Quant Time: Jul 07 15:15:18 2014
Quant Method : C:\msdchem\1\METHODS\MM4300.M
Quant Title : Semi Volatile GC/MS, rtx-5ms 30mx0.25mmx0.25um
QLast Update : Mon Jul 07 15:13:12 2014
Response via : Initial Calibration

Compound	R.T.	QIon	Response	Conc	Units	Dev(Min)
Internal Standards						
1) 1,4-Dichlorobenzene-d4	4.701	152	113042	40.00	ppb	0.00
24) Naphthalene-d8	5.839	136	416381	40.00	ppb	0.00
47) Acenaphthene-d10	8.189	164	251745	40.00	ppb	0.00
69) Phenanthrene-d10	10.807	188	454645	40.00	ppb	0.00
83) Chrysene-d12	15.978	240	424582	40.00	ppb	-0.01
92) Perylene-d12	18.607	264	352097	40.00	ppb	0.00
102) 1,4-Dichlorobenzene-d4a	4.701	152	113042	40.00	ppb	0.00
104) Acenaphthene-d10a	8.189	164	251745	40.00	ppb	0.00
107) Chrysene-d12a	15.978	240	424582	40.00	ppb	-0.01
109) Naphthalene-d8a	5.839	136	416381	40.00	ppb	0.00
System Monitoring Compounds						
5) 2-Fluorophenol	0.000	112	0	0.00	ppb	
Spiked Amount 50.000			Recovery =	0.00%		
8) Phenol-d5	0.000	99	0d	0.00	ppb	
Spiked Amount 50.000			Recovery =	0.00%		
25) Nitrobenzene-d5	0.000	82	0	0.00	ppb	
Spiked Amount 50.000			Recovery =	0.00%		
51) 2-Fluorobiphenyl	0.000	172	0d	0.00	ppb	
Spiked Amount 50.000			Recovery =	0.00%		
73) 2,4,6-Tribromophenol	0.000	330	0	0.00	ppb	
Spiked Amount 50.000			Recovery =	0.00%		
86) Terphenyl-d14	0.000	244	0	0.00	ppb	
Spiked Amount 50.000			Recovery =	0.00%		
Target Compounds						Qvalue
103) Benzaldehyde	4.375	105	158060	51.01	ppb	95
105) 1,2,4,5-Tetrachloroben...	6.897	216	179625	47.02	ppb	98
106) Atrazine	10.412	215	68464	55.80	ppb	97
108) Benzidine	13.494	184	233590	36.42	ppb	98
110) hydroquinone	6.352	110	206148	48.74	ppb	92

(#) = qualifier out of range (m) = manual integration (+) = signals summed

9.6.55

6

Quantitation Report (QT Reviewed)

Data Path : C:\msdchem\1\DATA\em4338\
Data File : m106086.D
Acq On : 7 Jul 2014 9:01 am
Operator : saumilp
Sample : cc4301-50
Misc : op73826,em4338
ALS Vial : 3 Sample Multiplier: 1

Quant Time: Jul 07 15:15:18 2014
Quant Method : C:\msdchem\1\METHODS\MM4300.M
Quant Title : Semi Volatile GC/MS, rtx-5ms 30mx0.25mmx0.25um
QLast Update : Mon Jul 07 15:13:12 2014
Response via : Initial Calibration

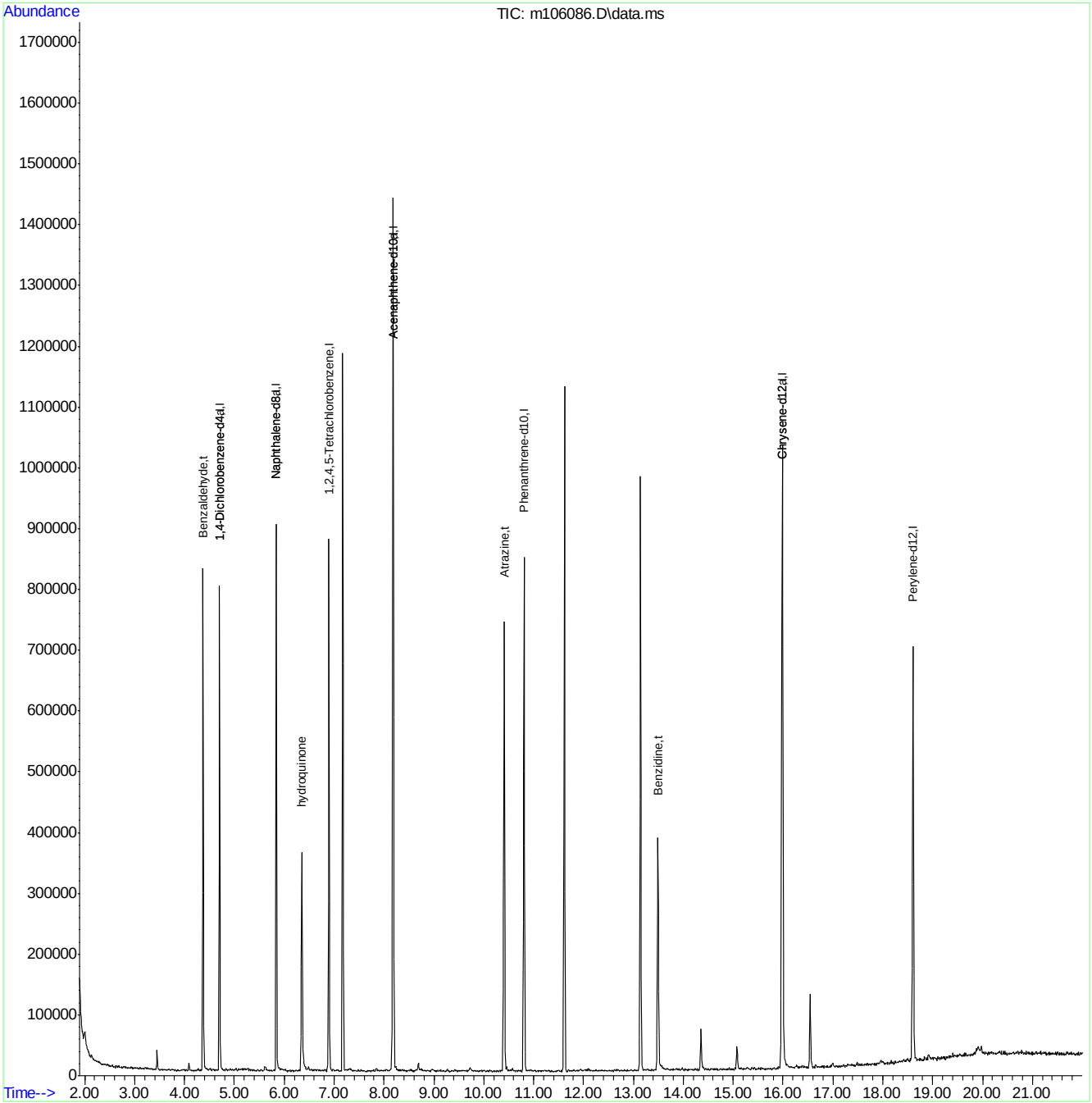

Quantitation Report (QT Reviewed)

Data Path : C:\msdchem\1\DATA\em4339\
Data File : m106111.D
Acq On : 7 Jul 2014 9:32 pm
Operator : ashleyd
Sample : cc4300-25
Misc : op73826,em4339
ALS Vial : 2 Sample Multiplier: 1

Quant Time: Jul 08 10:40:41 2014
Quant Method : C:\msdchem\1\METHODS\MM4300.M
Quant Title : Semi Volatile GC/MS, rtx-5ms 30mx0.25mmx0.25um
QLast Update : Tue Jul 08 10:40:11 2014
Response via : Initial Calibration

Compound	R.T.	QIon	Response	Conc	Units		Dev(Min)
Internal Standards							
1) 1,4-Dichlorobenzene-d4	4.699	152	142356	40.00	ppb		0.00
24) Naphthalene-d8	5.837	136	538034	40.00	ppb		0.00
47) Acenaphthene-d10	8.182	164	349969	40.00	ppb		0.00
69) Phenanthrene-d10	10.799	188	600962	40.00	ppb		0.00
83) Chrysene-d12	15.976	240	537700	40.00	ppb		0.00
92) Perylene-d12	18.594	264	433701	40.00	ppb		0.00
102) 1,4-Dichlorobenzene-d4a	4.699	152	142356	40.00	ppb		0.00
104) Acenaphthene-d10a	8.182	164	349969	40.00	ppb		0.00
107) Chrysene-d12a	15.976	240	537700	40.00	ppb		0.00
109) Naphthalene-d8a	5.837	136	538034	40.00	ppb		0.00
System Monitoring Compounds							
5) 2-Fluorophenol	3.759	112	120957	23.84	ppb		0.00
Spiked Amount 50.000			Recovery = 47.68%				
8) Phenol-d5	4.469	99	162443	24.58	ppb		0.00
Spiked Amount 50.000			Recovery = 49.16%				
25) Nitrobenzene-d5	5.153	82	151700	27.20	ppb		0.00
Spiked Amount 50.000			Recovery = 54.40%				
51) 2-Fluorobiphenyl	7.167	172	286175	23.58	ppb		0.00
Spiked Amount 50.000			Recovery = 47.16%				
73) 2,4,6-Tribromophenol	9.539	330	33850	25.59	ppb		0.00
Spiked Amount 50.000			Recovery = 51.18%				
86) Terphenyl-d14	13.973	244	301426	25.01	ppb		0.00
Spiked Amount 50.000			Recovery = 50.02%				
Target Compounds							Qvalue
2) 1,4-Dioxane	2.252	88	52979	20.65	ppb		99
3) Pyridine	2.578	79	141526	22.24	ppb		94
4) N-Nitrosodimethylamine	2.546	42	54697	23.77	ppb		92
6) Indene	4.902	116	232843	24.80	ppb		98
7) Cumene	4.100	105	337557	25.11	ppb		99
9) Phenol	4.480	94	176731	23.64	ppb		99
10) Aniline	4.453	93	201371	23.19	ppb		91
11) bis(2-Chloroethyl)ether	4.496	93	129632	25.08	ppb		99
12) 2-Chlorophenol	4.560	128	131571	23.56	ppb		99
13) Decane	4.571	43	96069	23.07	ppb		90
14) 1,3-Dichlorobenzene	4.656	146	149579	25.67	ppb		96
15) 1,4-Dichlorobenzene	4.709	146	150264	24.81	ppb		99
16) Benzyl alcohol	4.816	108	94763	24.96	ppb		95
17) 1,2-Dichlorobenzene	4.832	146	142406	25.37	ppb		98
18) Acetophenone	5.019	105	194123	24.63	ppb		99
19) 2-Methylphenol	4.934	108	129324	25.90	ppb		97
20) 2,2'-oxybis(1-Chloropr...	4.912	121	42479	25.86	ppb		94
21) 3&4-Methylphenol	5.057	108	137952	25.97	ppb	#	75
22) n-Nitroso-di-n-propyla...	5.025	70	101400	26.49	ppb		95
23) Hexachloroethane	5.110	201	53813	26.09	ppb		94
26) Nitrobenzene	5.169	77	162400	25.84	ppb		96
27) Quinoline	6.227	129	273279	24.04	ppb		98
28) Isophorone	5.383	82	273756	25.22	ppb		98

Quantitation Report (QT Reviewed)

Data Path : C:\msdchem\1\DATA\em4339\
Data File : m106111.D
Acq On : 7 Jul 2014 9:32 pm
Operator : ashleyd
Sample : cc4300-25
Misc : op73826,em4339
ALS Vial : 2 Sample Multiplier: 1

Quant Time: Jul 08 10:40:41 2014
Quant Method : C:\msdchem\1\METHODS\MM4300.M
Quant Title : Semi Volatile GC/MS, rtx-5ms 30mx0.25mmx0.25um
QLast Update : Tue Jul 08 10:40:11 2014
Response via : Initial Calibration

Compound	R.T.	QIon	Response	Conc	Units	Dev(Min)
29) 2-Nitrophenol	5.457	139	73728	25.97	ppb	88
30) 2,4-Dimethylphenol	5.521	107	134653	23.89	ppb	96
31) Benzoic acid	5.634	105	86026	23.13	ppb	96
32) bis(2-Chloroethoxy)met...	5.580	93	146241	23.67	ppb	96
33) 2,4-Dichlorophenol	5.724	162	115470	27.24	ppb	95
34) 2,6-Dichlorophenol	5.938	162	108827	25.40	ppb	98
35) 1,3,5-Trichlorobenzene	5.468	180	131591	24.71	ppb	99
36) 1,2,4-Trichlorobenzene	5.778	180	125022	24.96	ppb	99
37) 1,2,3-Trichlorobenzene	6.018	180	126116	24.82	ppb	98
38) Naphthalene	5.858	128	391959	23.69	ppb	99
39) 4-Chloroaniline	5.922	127	168366	23.26	ppb	94
40) 2,3-Dichloroaniline	7.049	161	143228	26.03	ppb	95
41) Caprolactam	6.317	55	53407	24.20	ppb	98
42) Hexachlorobutadiene	5.997	225	70243	24.42	ppb	99
43) 4-Chloro-3-methylphenol	6.531	107	129675	26.38	ppb	97
44) 2-Methylnaphthalene	6.665	141	222262	24.37	ppb	98
45) 1-Methylnaphthalene	6.793	142	255770	24.39	ppb	96
46) Dimethylnaphthalene	7.541	156	242389	25.63	ppb	100
48) Hexachlorocyclopentadiene	6.878	237	128725	43.24	ppb	97
49) 2,4,6-Trichlorophenol	7.071	196	86082	25.37	ppb	98
50) 2,4,5-Trichlorophenol	7.156	196	92133	25.05	ppb	95
52) 2-Chloronaphthalene	7.327	162	254478	22.34	ppb	99
53) Biphenyl	7.306	154	329721	23.01	ppb	98
54) 2-Nitroaniline	7.498	65	84197	27.04	ppb	87
55) Dimethylphthalate	7.787	163	298642	24.76	ppb	99
56) Acenaphthylene	7.952	152	410388	23.57	ppb	99
57) 2,6-Dinitrotoluene	7.877	165	70681	27.15	ppb	95
58) 3-Nitroaniline	8.144	138	75309	24.61	ppb	96
59) Acenaphthene	8.230	153	249228	23.07	ppb	96
60) 2,4-Dinitrophenol	8.321	184	57117	41.89	ppb	81
61) 4-Nitrophenol	8.593	109	40654	24.86	ppb	89
62) Dibenzofuran	8.518	168	369547	23.29	ppb	98
63) 2,4-Dinitrotoluene	8.534	165	97991	27.51	ppb	80
64) 2,3,4,6-Tetrachlorophenol	8.769	232	68947	24.52	ppb	98
65) Diethylphthalate	8.983	149	295783	25.20	ppb	96
66) Fluorene	9.106	166	303468	24.61	ppb	98
67) 4-Chlorophenyl-phenyle...	9.133	204	144681	24.19	ppb	97
68) 4-Nitroaniline	9.186	138	73632	23.27	ppb	91
70) 4,6-Dinitro-2-methylph...	9.250	198	50552	23.32	ppb	100
71) n-Nitrosodiphenylamine	9.357	169	204412	24.79	ppb	97
72) 1,2-Diphenylhydrazine	9.416	77	321474	24.10	ppb	96
74) 4-Bromophenyl-phenylether	10.009	248	68555	21.98	ppb	95
75) Hexachlorobenzene	10.100	284	76075	22.32	ppb	95
76) Pentachlorophenol	10.506	266	82036	39.58	ppb	97
77) Phenanthrene	10.842	178	430965	23.62	ppb	99
78) Anthracene	10.938	178	450961	24.84	ppb	100
79) Carbazole	11.296	167	424857	24.65	ppb	97
80) Di-n-butylphthalate	12.092	149	504876	26.52	ppb	99
81) Fluoranthene	13.134	202	478855	24.84	ppb	98
82) Octadecane	10.789	57	156233	25.77	ppb	95

Quantitation Report (QT Reviewed)

Data Path : C:\msdchem\1\DATA\em4339\
Data File : m106111.D
Acq On : 7 Jul 2014 9:32 pm
Operator : ashleyd
Sample : cc4300-25
Misc : op73826,em4339
ALS Vial : 2 Sample Multiplier: 1

Quant Time: Jul 08 10:40:41 2014
Quant Method : C:\msdchem\1\METHODS\MM4300.M
Quant Title : Semi Volatile GC/MS, rtx-5ms 30mx0.25mmx0.25um
QLast Update : Tue Jul 08 10:40:11 2014
Response via : Initial Calibration

Compound	R.T.	QIon	Response	Conc	Units	Dev(Min)
84) Pyrene	13.561	202	503834	27.16	ppb	100
85) Butyl stearate	15.271	56	160754	44.02	ppb	96
87) Butylbenzylphthalate	15.030	149	230500	30.78	ppb	97
88) Benzo[a]anthracene	15.955	228	408495	24.47	ppb	100
89) 3,3'-Dichlorobenzidine	15.981	252	139634	25.12	ppb	99
90) Chrysene	16.019	228	384013	24.24	ppb	98
91) bis(2-Ethylhexyl)phtha...	16.243	149	322232	32.18	ppb	98
93) Di-n-octylphthalate	17.472	149	545829	32.57	ppb	99
94) Benzo[b]fluoranthene	17.947	252	368017	23.93	ppb	97
95) Benzo[k]fluoranthene	18.001	252	357804	23.56	ppb	99
96) Benzo[a]pyrene	18.492	252	328031	24.35	ppb	98
97) Indeno[1,2,3-cd]pyrene	20.314	276	287424	23.86	ppb	97
98) Dibenz(a,h)acridine	19.945	279	265591	24.34	ppb	98
99) Dibenz[a,h]anthracene	20.362	278	297054	23.54	ppb	97
100) 7,12-Dimethylbenz(a)an...	17.958	256	172450	24.66	ppb	95
101) Benzo[g,h,i]perylene	20.768	276	284368	23.36	ppb	95

(#) = qualifier out of range (m) = manual integration (+) = signals summed

9.6.56

6

Quantitation Report (QT Reviewed)

Data Path : C:\msdchem\1\DATA\em4339\
Data File : m106111.D
Acq On : 7 Jul 2014 9:32 pm
Operator : ashleyd
Sample : cc4300-25
Misc : op73826,em4339
ALS Vial : 2 Sample Multiplier: 1

Quant Time: Jul 08 10:40:41 2014
Quant Method : C:\msdchem\1\METHODS\MM4300.M
Quant Title : Semi Volatile GC/MS, rtx-5ms 30mx0.25mmx0.25um
QLast Update : Tue Jul 08 10:40:11 2014
Response via : Initial Calibration

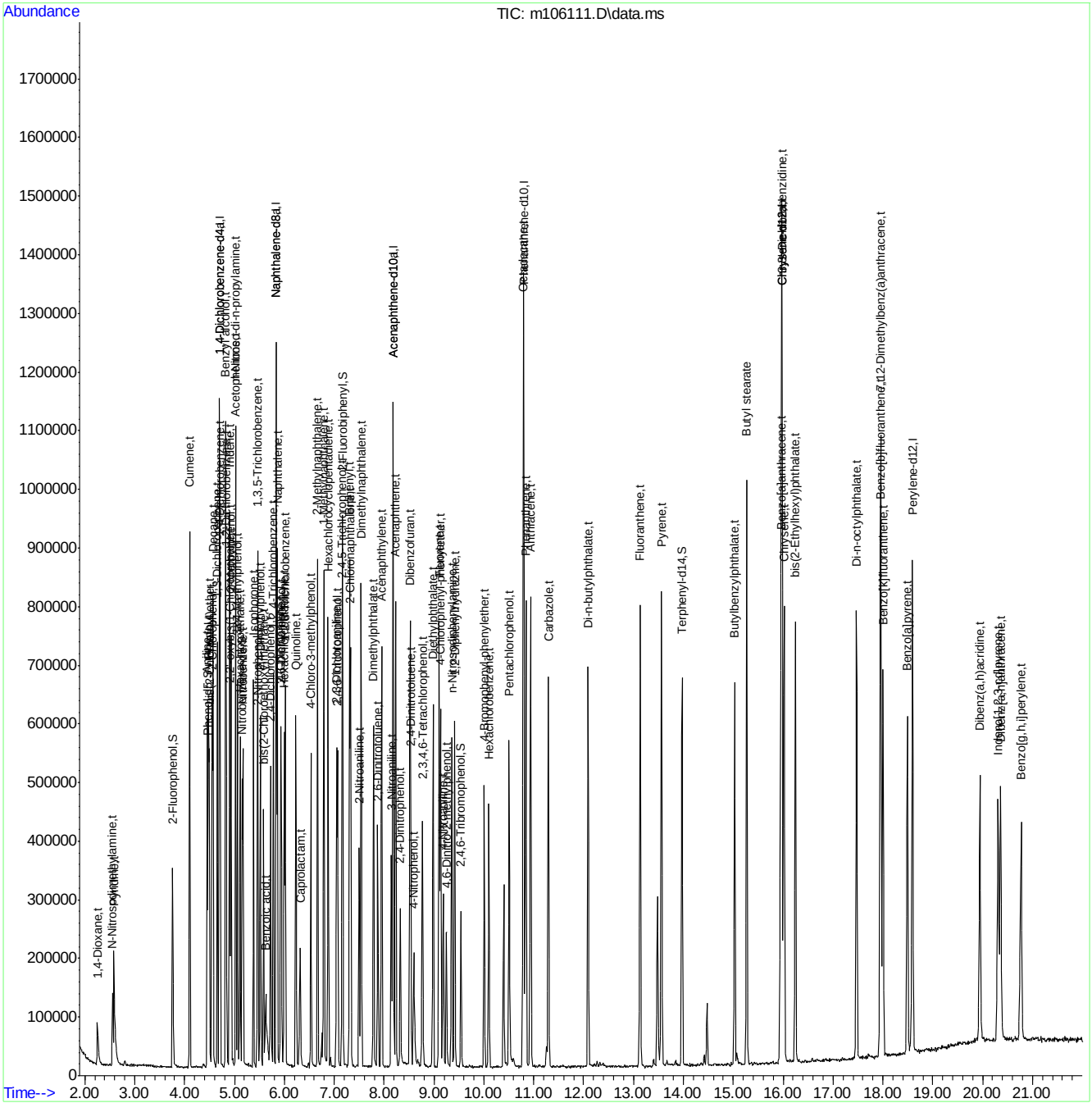

ACCUTEST LABORATORIES JB70128

Quantitation Report (QT Reviewed)

Data Path : C:\msdchem\1\DATA\em4339\
Data File : m106112.D
Acq On : 7 Jul 2014 10:06 pm
Operator : ashleyd
Sample : cc4301-25
Misc : op73826,em4339
ALS Vial : 3 Sample Multiplier: 1

Quant Time: Jul 08 10:42:04 2014
Quant Method : C:\msdchem\1\METHODS\MM4300.M
Quant Title : Semi Volatile GC/MS, rtx-5ms 30mx0.25mmx0.25um
QLast Update : Tue Jul 08 10:40:11 2014
Response via : Initial Calibration

Compound	R.T.	QIon	Response	Conc	Units	Dev(Min)
Internal Standards						
1) 1,4-Dichlorobenzene-d4	4.698	152	130251	40.00	ppb	0.00
24) Naphthalene-d8	5.836	136	490559	40.00	ppb	0.00
47) Acenaphthene-d10	8.181	164	300540	40.00	ppb	0.00
69) Phenanthrene-d10	10.799	188	545594	40.00	ppb	0.00
83) Chrysene-d12	15.970	240	498394	40.00	ppb	0.00
92) Perylene-d12	18.593	264	393896	40.00	ppb	0.00
102) 1,4-Dichlorobenzene-d4a	4.698	152	130251	40.00	ppb	0.00
104) Acenaphthene-d10a	8.181	164	300540	40.00	ppb	0.00
107) Chrysene-d12a	15.970	240	498394	40.00	ppb	0.00
109) Naphthalene-d8a	5.836	136	490559	40.00	ppb	0.00
System Monitoring Compounds						
5) 2-Fluorophenol	0.000	112	0	0.00	ppb	
Spiked Amount 50.000			Recovery = 0.00%			
8) Phenol-d5	0.000	99	0d	0.00	ppb	
Spiked Amount 50.000			Recovery = 0.00%			
25) Nitrobenzene-d5	0.000	82	0	0.00	ppb	
Spiked Amount 50.000			Recovery = 0.00%			
51) 2-Fluorobiphenyl	0.000	172	0d	0.00	ppb	
Spiked Amount 50.000			Recovery = 0.00%			
73) 2,4,6-Tribromophenol	0.000	330	0	0.00	ppb	
Spiked Amount 50.000			Recovery = 0.00%			
86) Terphenyl-d14	0.000	244	0	0.00	ppb	
Spiked Amount 50.000			Recovery = 0.00%			
Target Compounds						Qvalue
103) Benzaldehyde	4.367	105	98619	27.62	ppb	89
105) 1,2,4,5-Tetrachloroben...	6.889	216	114984	25.21	ppb	97
106) Atrazine	10.398	215	43374	29.61	ppb	98
108) Benzidine	13.481	184	196746	26.13	ppb	100
110) hydroquinone	6.344	110	129456	25.98	ppb	96

(#) = qualifier out of range (m) = manual integration (+) = signals summed

Quantitation Report (QT Reviewed)

Data Path : C:\msdchem\1\DATA\em4339\
Data File : m106112.D
Acq On : 7 Jul 2014 10:06 pm
Operator : ashleyd
Sample : cc4301-25
Misc : op73826,em4339
ALS Vial : 3 Sample Multiplier: 1

Quant Time: Jul 08 10:42:04 2014
Quant Method : C:\msdchem\1\METHODS\MM4300.M
Quant Title : Semi Volatile GC/MS, rtx-5ms 30mx0.25mmx0.25um
QLast Update : Tue Jul 08 10:40:11 2014
Response via : Initial Calibration

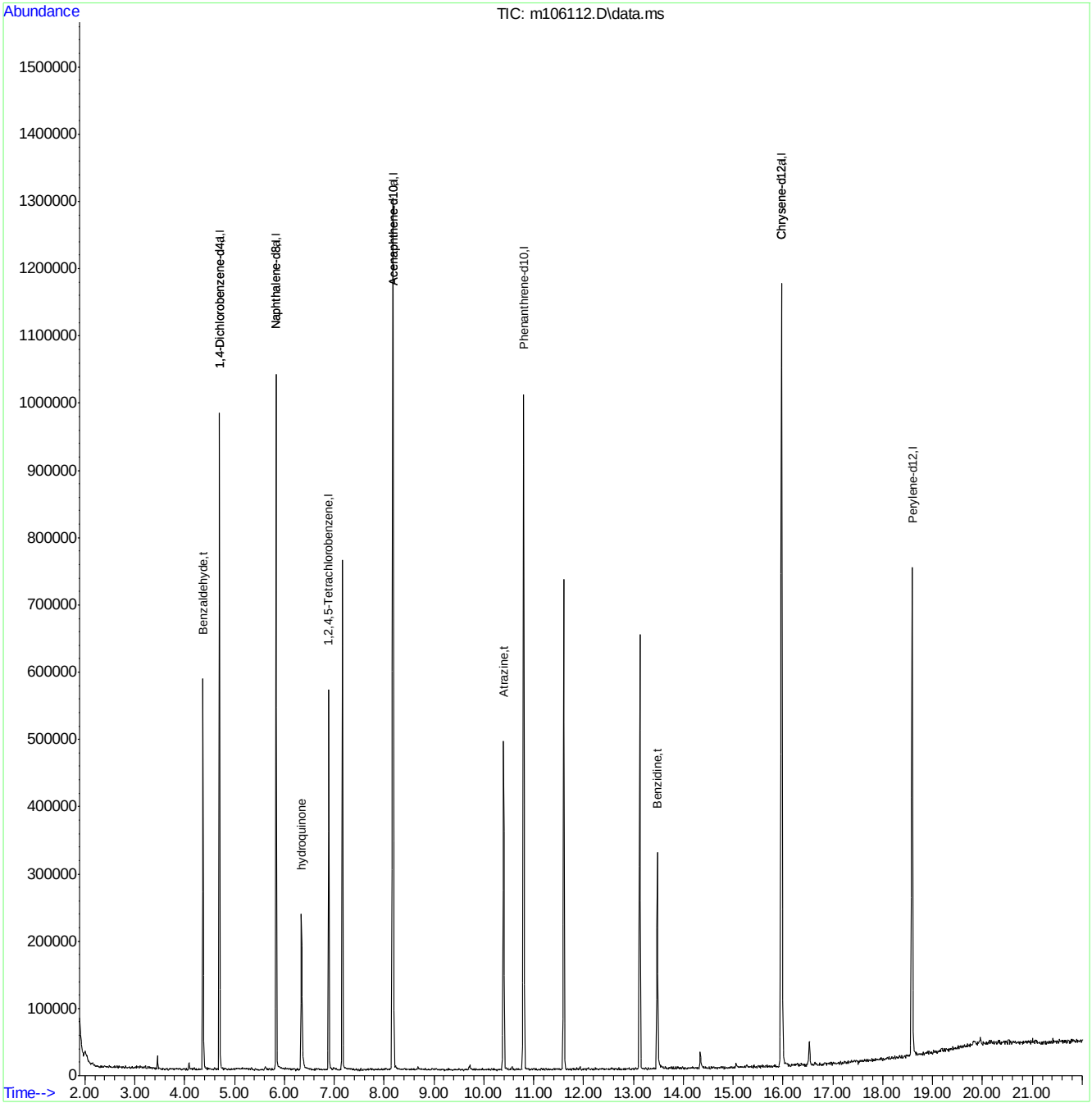

MM4300.M Tue Jul 08 10:42:09 2014 MSM Page: 2

Manual Integrations APPROVED (compounds with "m" flag)
Nina Pandya
06/26/14 18:53

Quantitation Report (QT Reviewed)

Data File : C:\MSDCHEM\1\DATA\EP3684\P86523.D Vial: 2
Acq On : 20 Jun 2014 4:02 pm Operator: saraw
Sample : ic3684-100 Inst : MSP
Misc : op75641,ep3684,1000,,,1,1 Multiplr: 1.00
MS Integration Params: rteint.p
Quant Time: Jun 20 18:17:17 2014 Quant Results File: MP3684.RES

Quant Method : C:\MSDCHEM\1\METHODS\MP3684.M (RTE Integrator)
Title : Semi Volatile Extractables by GC/MS
Last Update : Fri Jun 20 18:17:14 2014
Response via : Initial Calibration
DataAcq Meth : MP3684

Internal Standards	R.T.	QIon	Response	Conc	Units	Dev(Min)
1) 1,4-Dichlorobenzene-d4	3.97	152	63745	40.00	ppb	-0.02
24) Naphthalene-d8	5.32	136	238732	40.00	ppb	-0.03
47) Acenaphthene-d10	7.40	164	142205	40.00	ppb	-0.03
69) Phenanthrene-d10	9.23	188	229418	40.00	ppb	-0.03
83) Chrysene-d12	13.04	240	204441	40.00	ppb	-0.04
92) Perylene-d12	15.11	264	212648	40.00	ppb	-0.05
102) 1,4-Dichlorobenzene-d4A	3.97	152	63745	40.00	ppb	-0.02
112) Naphthalene-d8A	5.32	136	238732	40.00	ppb	-0.03
120) Acenaphthene-d10A	7.40	164	142205	40.00	ppb	-0.03
131) Phenanthrene-d10A	9.23	188	229418	40.00	ppb	-0.03
146) Chrysene-d12A	13.04	240	204441	40.00	ppb	-0.04
154) Perylene-d12A	15.11	264	212648	40.00	ppb	-0.05
157) 1,4-Dichlorobenzene-d4b	3.97	152	63745	40.00	ppb	-0.02
159) Phenanthrene-d10b	9.23	188	229418	40.00	ppb	-0.03
161) Chrysene-d12b	13.04	240	204441	40.00	ppb	-0.04
163) Naphthalene-d8b	5.32	136	238732	40.00	ppb	-0.03
165) Acenaphthene-d10b	7.40	164	142205	40.00	ppb	-0.03
167) Naphthalene-d8c	5.32	136	238732	40.00	ppb	-0.03
172) 1,4-Dichlorobenzene-d4a	3.97	152	63745	40.00	ppb	-0.02
174) Chrysene-d12c	13.04	240	204441	40.00	ppb	-0.04
176) Chrysene-d12d	13.04	240	204441	40.00	ppb	-0.04
178) Naphthalene-d8a	5.32	136	238732	40.00	ppb	0.02
180) Naphthalene-d8b	5.32	136	238732	40.00	ppb	-0.08
182) Perylene-d12a	15.11	264	212648	40.00	ppb	-0.19
System Monitoring Compounds						
5) 2-Fluorophenol	2.83	112	228348	111.40	ppb	-0.02
Spiked Amount 50.000			Recovery = 222.80%			
8) Phenol-d5	3.59	99	270765	115.22	ppb	-0.02
Spiked Amount 50.000			Recovery = 230.44%			
25) Nitrobenzene-d5	4.53	82	208904	83.64	ppb	-0.02
Spiked Amount 50.000			Recovery = 167.28%			
51) 2-Fluorobiphenyl	6.60	172	364858	78.87	ppb	-0.03
Spiked Amount 50.000			Recovery = 157.74%			
73) 2,4,6-Tribromophenol	8.36	330	52056	100.11	ppb	-0.03
Spiked Amount 50.000			Recovery = 200.22%			
85) Terphenyl-d14	11.47	244	408999	96.25	ppb	-0.04
Spiked Amount 50.000			Recovery = 192.50%			
Target Compounds						Qvalue
2) 1,4-Dioxane	1.87	88	104786	106.59	ppb	93
3) Pyridine	2.05	79	255692	109.13	ppb	93
4) N-Nitrosodimethylamine	2.02	42	90512	89.42	ppb	# 71
6) Indene	4.22	116	282334	81.63	ppb	92
7) Cumene	3.25	105	467045	92.22	ppb	91
9) Phenol	3.61	94	257835	115.02	ppb	85
10) Aniline	3.65	93	319958	100.32	ppb	85
11) bis(2-Chloroethyl)ether	3.70	93	195035	101.62	ppb	99
12) 2-Chlorophenol	3.76	128	189442	90.63	ppb	97
13) Decane	3.80	43	169331	103.97	ppb	90

(#) = qualifier out of range (m) = manual integration

Quantitation Report (QT Reviewed)

Data File : C:\MSDCHEM\1\DATA\EP3684\P86523.D Vial: 2
Acq On : 20 Jun 2014 4:02 pm Operator: saraw
Sample : ic3684-100 Inst : MSP
Misc : op75641,ep3684,1000,,,1,1 Multiplr: 1.00
MS Integration Params: rteint.p
Quant Time: Jun 20 18:17:17 2014 Quant Results File: MP3684.RES

Quant Method : C:\MSDCHEM\1\METHODS\MP3684.M (RTE Integrator)
Title : Semi Volatile Extractables by GC/MS
Last Update : Fri Jun 20 18:17:14 2014
Response via : Initial Calibration
DataAcq Meth : MP3684

	Compound	R.T.	QIon	Response	Conc	Unit		Qvalue
14)	1,3-Dichlorobenzene	3.91	146	223174	87.91	ppb		95
15)	1,4-Dichlorobenzene	3.98	146	211698	88.44	ppb		95
16)	Benzyl alcohol	4.10	108	145920	111.66	ppb		95
17)	1,2-Dichlorobenzene	4.14	146	189957	81.64	ppb		95
18)	Acetophenone	4.37	105	225538	81.40	ppb		90
19)	2-Methylphenol	4.20	108	193762	104.29	ppb		98
20)	2,2'-oxybis(1-Chloropropan	4.23	121	55963	78.69	ppb	#	35
21)	3&4-Methylphenol	4.37	108	175199	95.10	ppb		98
22)	n-Nitroso-di-n-propylamine	4.37	70	115076	86.50	ppb		97
23)	Hexachloroethane	4.49	201	83773	88.46	ppb		99
26)	Nitrobenzene	4.56	77	202170	78.35	ppb		97
27)	Quinoline	5.74	129	422072	89.44	ppb		93
28)	Isophorone	4.81	82	386931	93.10	ppb		89
29)	2-Nitrophenol	4.90	139	117676	89.90	ppb		95
30)	2,4-Dimethylphenol	4.95	107	186001	84.29	ppb		94
31)	Benzoic acid	5.11	105	179290m	113.88	ppb		
32)	bis(2-Chloroethoxy)methane	5.05	93	224163	91.69	ppb		93
33)	2,4-Dichlorophenol	5.17	162	171492	85.14	ppb		96
34)	2,6-Dichlorophenol	5.43	162	151338	78.22	ppb		99
35)	1,3,5-Trichlorobenzene	4.92	180	180003	70.58	ppb		98
36)	1,2,4-Trichlorobenzene	5.27	180	180749	73.60	ppb		96
37)	1,2,3-Trichlorobenzene	5.52	180	163965	69.34	ppb		98
38)	Naphthalene	5.35	128	512886	79.22	ppb		91
39)	4-Chloroaniline	5.42	127	229545	78.27	ppb		97
40)	2,3-Dichloroaniline	6.49	161	188881	75.80	ppb		97
41)	Caprolactam	5.85	55	98408	115.47	ppb		91
42)	Hexachlorobutadiene	5.51	225	94937	66.29	ppb		97
43)	4-Chloro-3-methylphenol	6.00	107	179043	89.94	ppb		93
44)	2-Methylnaphthalene	6.16	141	303487	75.72	ppb		97
45)	1-Methylnaphthalene	6.28	142	359179	76.05	ppb		95
46)	Dimethylnaphthalene	6.91	156	319896	73.73	ppb		96
48)	Hexachlorocyclopentadiene	6.36	237	205149	206.08	ppb		96
49)	2,4,6-Trichlorophenol	6.50	196	105965	84.03	ppb		99
50)	2,4,5-Trichlorophenol	6.55	196	124894	85.75	ppb		99
52)	2-Chloronaphthalene	6.74	162	315613	76.57	ppb		90
53)	Biphenyl	6.72	154	422796	78.10	ppb		90
54)	2-Nitroaniline	6.87	65	109144	94.57	ppb		100
55)	Dimethylphthalate	7.10	163	388920	86.02	ppb		94
56)	Acenaphthylene	7.23	152	522413	86.26	ppb		90
57)	2,6-Dinitrotoluene	7.16	165	97106	95.93	ppb		95
58)	3-Nitroaniline	7.36	138	122084	102.65	ppb		95
59)	Acenaphthene	7.45	153	323155	79.49	ppb		97
60)	2,4-Dinitrophenol	7.49	184	119582	186.17	ppb		95
61)	4-Nitrophenol	7.58	109	56733	93.06	ppb	#	77
62)	Dibenzofuran	7.65	168	420295	75.75	ppb		89
63)	2,4-Dinitrotoluene	7.65	165	115412	87.33	ppb		90
64)	2,3,4,6-Tetrachlorophenol	7.81	232	107901	97.53	ppb		96
65)	Diethylphthalate	7.96	149	358932	83.85	ppb		93
66)	Fluorene	8.07	166	344107	76.06	ppb		97

(#) = qualifier out of range (m) = manual integration

Quantitation Report (QT Reviewed)

Data File : C:\MSDCHEM\1\DATA\EP3684\P86523.D Vial: 2
Acq On : 20 Jun 2014 4:02 pm Operator: saraw
Sample : ic3684-100 Inst : MSP
Misc : op75641,ep3684,1000,,,1,1 Multiplr: 1.00
MS Integration Params: rteint.p
Quant Time: Jun 20 18:17:17 2014 Quant Results File: MP3684.RES

Quant Method : C:\MSDCHEM\1\METHODS\MP3684.M (RTE Integrator)
Title : Semi Volatile Extractables by GC/MS
Last Update : Fri Jun 20 18:17:14 2014
Response via : Initial Calibration
DataAcq Meth : MP3684

	Compound	R.T.	QIon	Response	Conc	Unit	Qvalue
67)	4-Chlorophenyl-phenylether	8.08	204	162320	68.65	ppb	98
68)	4-Nitroaniline	8.11	138	115986	100.19	ppb	90
70)	4,6-Dinitro-2-methylphenol	8.15	198	84002	88.89	ppb	78
71)	n-Nitrosodiphenylamine	8.23	169	264370	79.02	ppb	100
72)	1,2-Diphenylhydrazine	8.27	77	362977	82.47	ppb	94
74)	4-Bromophenyl-phenylether	8.67	248	111379	82.17	ppb	93
75)	Hexachlorobenzene	8.75	284	107355	76.02	ppb	98
76)	Pentachlorophenol	9.00	266	150414	221.94	ppb	95
77)	Phenanthrene	9.26	178	519910	77.12	ppb	91
78)	Anthracene	9.33	178	540502	79.33	ppb	92
79)	Carbazole	9.55	167	533870	84.57	ppb	92
80)	Di-n-butylphthalate	10.06	149	618138	95.61	ppb	93
81)	Fluoranthene	10.89	202	628624	89.76	ppb	96
82)	Octadecane	9.15	57	230617	108.54	ppb	86
84)	Pyrene	11.22	202	629939	96.79	ppb	93
86)	Butylbenzylphthalate	12.24	149	292091	113.23	ppb	96
87)	Butyl stearate	12.39	56	217999	134.14	ppb	85
88)	Benzo[a]anthracene	13.02	228	517049	95.58	ppb	94
89)	3,3'-Dichlorobenzidine	13.02	252	202982	102.68	ppb	94
90)	Chrysene	13.08	228	507697	89.86	ppb	94
91)	bis(2-Ethylhexyl)phthalate	13.16	149	365146	111.20	ppb	99
93)	Di-n-octylphthalate	14.13	149	685896	122.19	ppb	96
94)	Benzo[b]fluoranthene	14.60	252	557818	93.72	ppb	93
95)	Benzo[k]fluoranthene	14.64	252	507502	75.26	ppb	93
96)	Benzo[a]pyrene	15.03	252	536597	100.67	ppb	94
97)	Indeno[1,2,3-cd]pyrene	16.76	276	625661m	95.23	ppb	
98)	Dibenz(a,h)acridine	16.37	279	469365	106.27	ppb	96
99)	Dibenz[a,h]anthracene	16.80	278	500881	94.31	ppb	96
100)	7,12-Dimethylbenz(a)anthra	14.60	256	256743	80.58	ppb	98
101)	Benzo[g,h,i]perylene	17.24	276	529541	96.17	ppb	96

(#) = qualifier out of range (m) = manual integration (+) = signals summed

Quantitation Report (QT Reviewed)

Data File : C:\MSDCHEM\1\DATA\EP3684\P86523.D Vial: 2
Acq On : 20 Jun 2014 4:02 pm Operator: saraw
Sample : ic3684-100 Inst : MSP
Misc : op75641,ep3684,1000,,,1,1 Multiplr: 1.00
MS Integration Params: rteint.p
Quant Time: Jun 20 18:19 2014 Quant Results File: MP3684.RES

Method : C:\MSDCHEM\1\METHODS\MP3684.M (RTE Integrator)
Title : Semi Volatile Extractables by GC/MS
Last Update : Sat Jun 21 13:15:25 2014
Response via : Initial Calibration

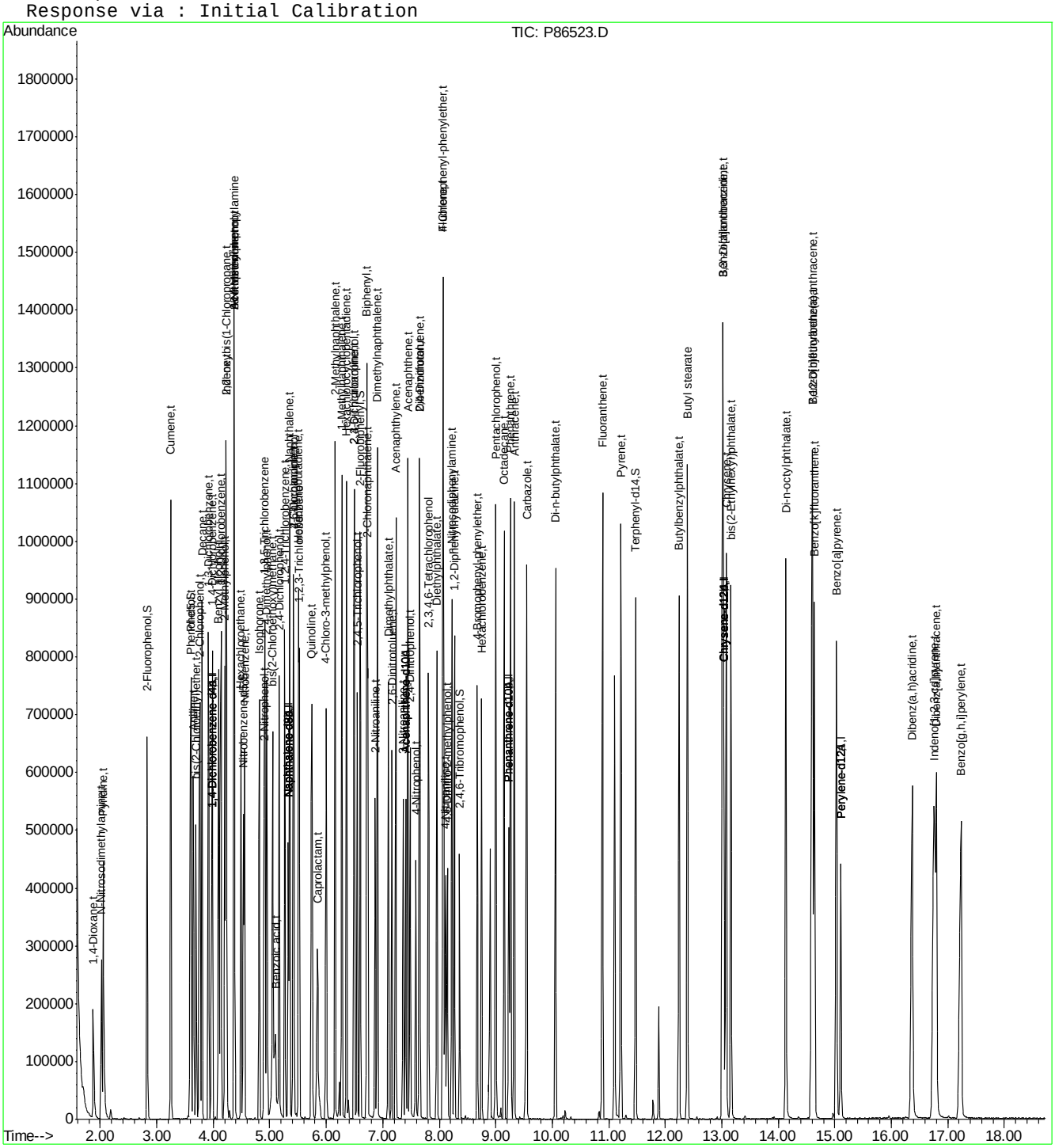

ACCUTEST LABORATORIES JB70128

Manual Integration Approval Summary

Sample Number:	EP3684-IC3684	**Method:**	SW846 8270D
Lab FileID:	P86523.D	**Analyst approved:**	06/23/14 09:23 Kristi Schollenberger
Injection Time:	06/20/14 16:02	**Supervisor approved:**	06/26/14 18:53 Nina Pandya

Parameter	CAS	Sig#	R.T. (min.)	Reason
Benzoic acid	65-85-0		5.11	Split peak
Indeno(1,2,3-cd)pyrene	193-39-5		16.76	Split peak

Quantitation Report (Qedit)

Data File : C:\MSDCHEM\1\DATA\EP3684\P86523.D Vial: 2
Acq On : 20 Jun 2014 4:02 pm Operator: saraw
Sample : ic3684-100 Inst : MSP
Misc : op75641,ep3684,1000,,,1,1 Multiplr: 1.00
MS Integration Params: rteint.p
Quant Time: Jun 20 18:19 2014 Quant Results File: temp.res

Method : C:\MSDCHEM\1\METHODS\MP3684.M (RTE Integrator)
Title : Semi Volatile Extractables by GC/MS
Last Update : Mon Jun 23 08:47:16 2014
Response via : Multiple Level Calibration

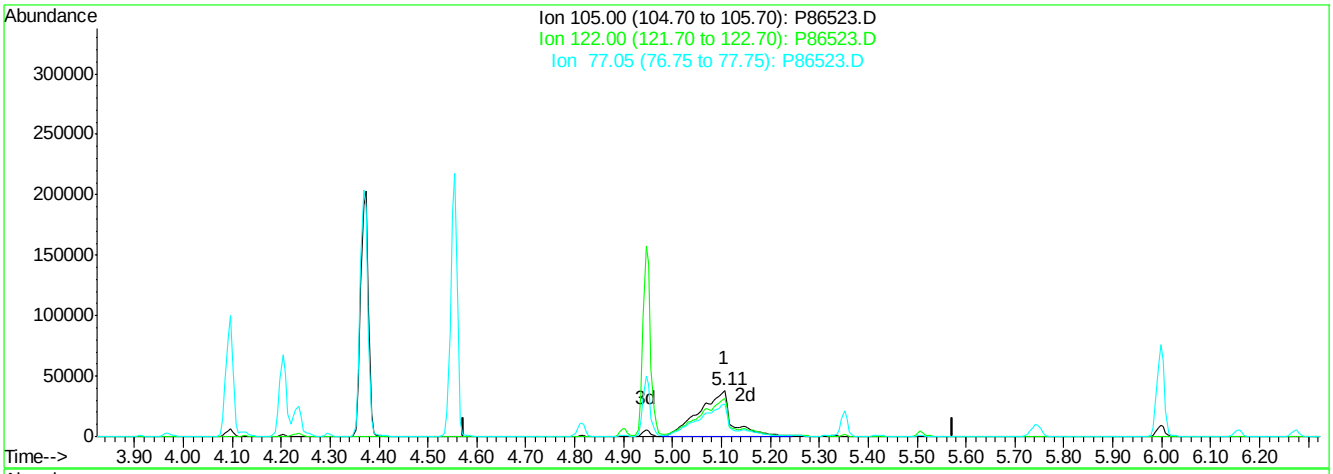

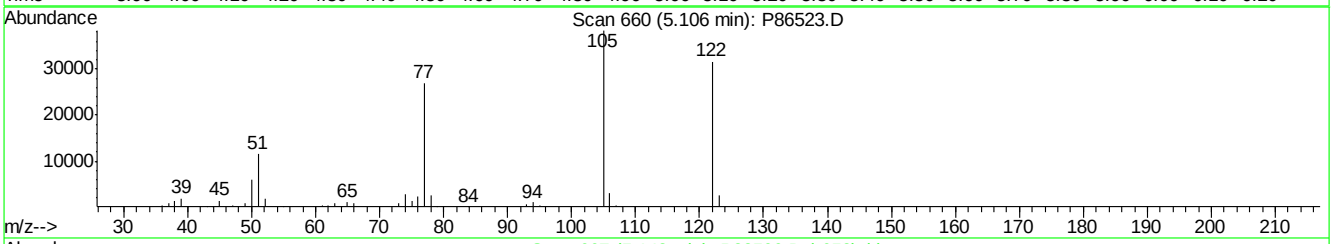

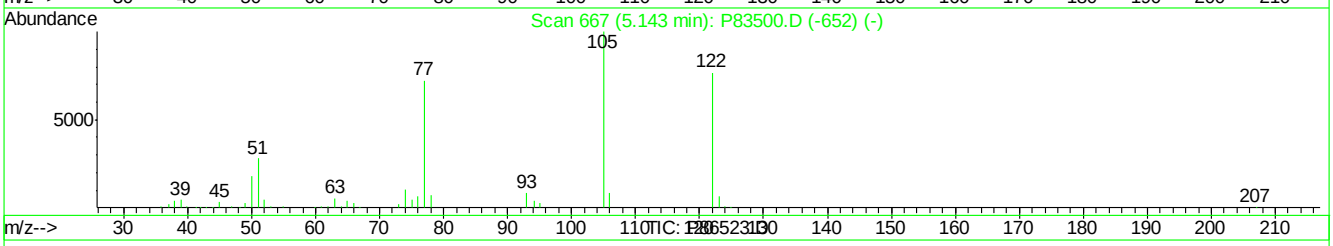

(31) Benzoic acid (t)

5.11min 113.88ppb m

response 179290

Ion	Exp%	Act%
105.00	100	100
122.00	79.20	82.46
77.05	70.60	70.40
0.00	0.00	0.00

P86523.D MP3684.M Thu Jun 26 15:23:58 2014

Quantitation Report (Qedit)

Data File : C:\MSDCHEM\1\DATA\EP3684\P86523.D Vial: 2
Acq On : 20 Jun 2014 4:02 pm Operator: saraw
Sample : ic3684-100 Inst : MSP
Misc : op75641,ep3684,1000,,,1,1 Multiplr: 1.00
MS Integration Params: rteint.p
Quant Time: Jun 20 18:19 2014 Quant Results File: temp.res

Method : C:\MSDCHEM\1\METHODS\MP3684.M (RTE Integrator)
Title : Semi Volatile Extractables by GC/MS
Last Update : Mon Jun 23 08:47:16 2014
Response via : Multiple Level Calibration

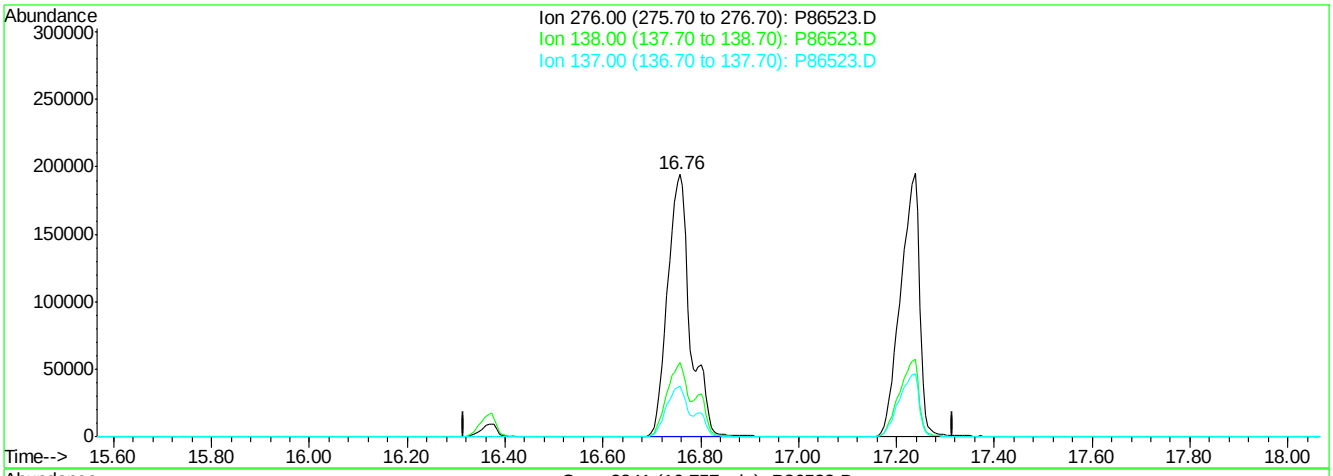

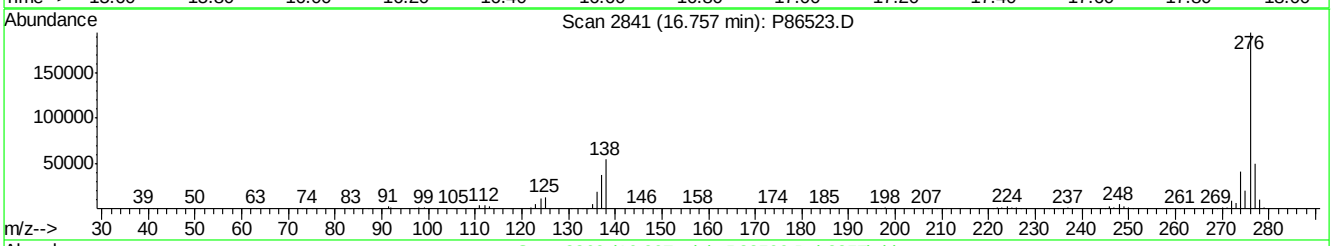

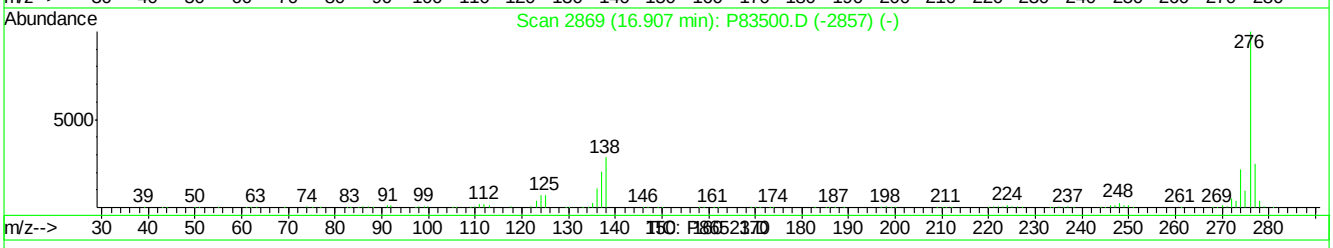

(97) Indeno[1,2,3-cd]pyrene (t)

16.76min 95.23ppb m

response 625661

Ion	Exp%	Act%
276.00	100	100
138.00	26.20	28.07
137.00	18.10	19.45
0.00	0.00	0.00

P86523.D MP3684.M Thu Jun 26 15:24:06 2014

Manual Integrations APPROVED (compounds with "m" flag)
Nina Pandya
06/26/14 18:53

Quantitation Report (QT Reviewed)

Data File : C:\MSDCHEM\1\DATA\EP3684\P86524.D Vial: 3
Acq On : 20 Jun 2014 4:28 pm Operator: saraw
Sample : ic3684-1 Inst : MSP
Misc : op75641,ep3684,1000,,,1,1 Multiplr: 1.00
MS Integration Params: rteint.p
Quant Time: Jun 20 18:19:37 2014 Quant Results File: MP3684.RES

Quant Method : C:\MSDCHEM\1\METHODS\MP3684.M (RTE Integrator)
Title : Semi Volatile Extractables by GC/MS
Last Update : Fri Jun 20 18:19:33 2014
Response via : Initial Calibration
DataAcq Meth : MP3684

Internal Standards	R.T.	QIon	Response	Conc	Units	Dev(Min)
1) 1,4-Dichlorobenzene-d4	3.96	152	76781	40.00	ppb	0.00
24) Naphthalene-d8	5.32	136	278435	40.00	ppb	0.00
47) Acenaphthene-d10	7.40	164	163277	40.00	ppb	0.00
69) Phenanthrene-d10	9.22	188	264024	40.00	ppb	0.00
83) Chrysene-d12	13.02	240	263243	40.00	ppb	-0.02
92) Perylene-d12	15.10	264	239801	40.00	ppb	-0.01
102) 1,4-Dichlorobenzene-d4A	3.96	152	76781	40.00	ppb	0.00
112) Naphthalene-d8A	5.32	136	278435	40.00	ppb	0.00
120) Acenaphthene-d10A	7.40	164	163277	40.00	ppb	0.00
131) Phenanthrene-d10A	9.22	188	264024	40.00	ppb	0.00
146) Chrysene-d12A	13.02	240	263243	40.00	ppb	-0.02
154) Perylene-d12A	15.10	264	239801	40.00	ppb	-0.01
157) 1,4-Dichlorobenzene-d4b	3.96	152	76781	40.00	ppb	0.00
159) Phenanthrene-d10b	9.22	188	264024	40.00	ppb	0.00
161) Chrysene-d12b	13.02	240	263243	40.00	ppb	-0.02
163) Naphthalene-d8b	5.32	136	278435	40.00	ppb	0.00
165) Acenaphthene-d10b	7.40	164	163277	40.00	ppb	0.00
167) Naphthalene-d8c	5.32	136	278435	40.00	ppb	0.00
172) 1,4-Dichlorobenzene-d4a	3.96	152	76781	40.00	ppb	-0.03
174) Chrysene-d12c	13.02	240	263243	40.00	ppb	-0.02
176) Chrysene-d12d	13.02	240	263243	40.00	ppb	-0.02
178) Naphthalene-d8a	5.32	136	278435	40.00	ppb	0.02
180) Naphthalene-d8b	5.32	136	278435	40.00	ppb	-0.08
182) Perylene-d12a	15.10	264	239801	40.00	ppb	-0.20
System Monitoring Compounds						
5) 2-Fluorophenol	2.82	112	2780	1.01	ppb	0.00
Spiked Amount 50.000			Recovery =	2.02%		
8) Phenol-d5	3.58	99	3493	1.07	ppb	-0.01
Spiked Amount 50.000			Recovery =	2.14%		
25) Nitrobenzene-d5	4.52	82	2662	1.09	ppb	-0.01
Spiked Amount 50.000			Recovery =	2.18%		
51) 2-Fluorobiphenyl	6.59	172	5500	1.31	ppb	-0.01
Spiked Amount 50.000			Recovery =	2.62%		
73) 2,4,6-Tribromophenol	0.00	330	0	0.00	ppb	
Spiked Amount 50.000			Recovery =	0.00%		
85) Terphenyl-d14	11.47	244	5375	1.02	ppb	0.00
Spiked Amount 50.000			Recovery =	2.04%		
Target Compounds						Qvalue
2) 1,4-Dioxane	1.88	88	1306	1.03	ppb	# 28
3) Pyridine	2.06	79	3320	1.08	ppb	92
4) N-Nitrosodimethylamine	2.02	42	1113	1.02	ppb	95
6) Indene	4.22	116	5116	1.50	ppb	97
7) Cumene	3.25	105	7251	1.29	ppb	90
9) Phenol	3.59	94	3758	1.21	ppb	95
10) Aniline	3.64	93	4766	1.24	ppb	80
11) bis(2-Chloroethyl)ether	3.69	93	2873	1.22	ppb	96
12) 2-Chlorophenol	3.76	128	3039	1.33	ppb	92
13) Decane	3.80	43	3024	1.48	ppb	94

(#) = qualifier out of range (m) = manual integration

Quantitation Report (QT Reviewed)

Data File : C:\MSDCHEM\1\DATA\EP3684\P86524.D Vial: 3
Acq On : 20 Jun 2014 4:28 pm Operator: saraw
Sample : ic3684-1 Inst : MSP
Misc : op75641,ep3684,1000,,,1,1 Multiplr: 1.00
MS Integration Params: rteint.p
Quant Time: Jun 20 18:19:37 2014 Quant Results File: MP3684.RES

Quant Method : C:\MSDCHEM\1\METHODS\MP3684.M (RTE Integrator)
Title : Semi Volatile Extractables by GC/MS
Last Update : Fri Jun 20 18:19:33 2014
Response via : Initial Calibration
DataAcq Meth : MP3684

	Compound	R.T.	QIon	Response	Conc	Unit		Qvalue
14)	1,3-Dichlorobenzene	3.91	146	3290	1.22	ppb		92
15)	1,4-Dichlorobenzene	3.98	146	3309	1.30	ppb		90
16)	Benzyl alcohol	4.09	108	1798	1.02	ppb		93
17)	1,2-Dichlorobenzene	4.13	146	3212	1.40	ppb		93
18)	Acetophenone	4.36	105	4042	1.49	ppb		83
19)	2-Methylphenol	4.19	108	2702	1.16	ppb		96
21)	3&4-Methylphenol	4.35	108	2699	1.28	ppb		94
22)	n-Nitroso-di-n-propylamine	4.36	70	1923	1.39	ppb		93
23)	Hexachloroethane	4.49	201	1077	1.07	ppb		85
26)	Nitrobenzene	4.54	77	2986	1.27	ppb		93
27)	Quinoline	5.73	129	5463	1.11	ppb		96
28)	Isophorone	4.80	82	5022	1.11	ppb		97
29)	2-Nitrophenol	4.89	139	1348	0.98	ppb		81
30)	2,4-Dimethylphenol	4.93	107	2357	1.09	ppb		91
32)	bis(2-Chloroethoxy)methane	5.04	93	3203	1.23	ppb		99
33)	2,4-Dichlorophenol	5.16	162	2106	1.05	ppb		98
34)	2,6-Dichlorophenol	5.42	162	2067	1.17	ppb	#	84
35)	1,3,5-Trichlorobenzene	4.91	180	2799	1.33	ppb	#	86
36)	1,2,4-Trichlorobenzene	5.26	180	2690	1.28	ppb		90
37)	1,2,3-Trichlorobenzene	5.51	180	2577	1.35	ppb	#	83
38)	Naphthalene	5.35	128	8338	1.39	ppb		97
39)	4-Chloroaniline	5.40	127	3281	1.23	ppb		96
40)	2,3-Dichloroaniline	6.48	161	2834	1.29	ppb	#	80
41)	Caprolactam	5.76	55	1072	0.93	ppb		89
42)	Hexachlorobutadiene	5.50	225	1372	1.24	ppb		93
43)	4-Chloro-3-methylphenol	5.98	107	1963	0.94	ppb		94
44)	2-Methylnaphthalene	6.15	141	4642	1.31	ppb		96
45)	1-Methylnaphthalene	6.27	142	5565	1.33	ppb		98
46)	Dimethylnaphthalene	6.90	156	4905	1.31	ppb		95
48)	Hexachlorocyclopentadiene	6.35	237	2051	1.74	ppb		90
49)	2,4,6-Trichlorophenol	6.49	196	1323	1.09	ppb		94
50)	2,4,5-Trichlorophenol	6.53	196	1434	1.00	ppb		99
52)	2-Chloronaphthalene	6.72	162	5033	1.39	ppb		99
53)	Biphenyl	6.71	154	6759	1.39	ppb		100
54)	2-Nitroaniline	6.85	65	1095	0.87	ppb		86
55)	Dimethylphthalate	7.08	163	5356	1.20	ppb		98
56)	Acenaphthylene	7.22	152	7536	1.26	ppb		99
57)	2,6-Dinitrotoluene	7.15	165	964m	0.86	ppb		
58)	3-Nitroaniline	7.34	138	1168	0.83	ppb		98
59)	Acenaphthene	7.43	153	5106	1.38	ppb		95
62)	Dibenzofuran	7.64	168	7045	1.46	ppb		98
63)	2,4-Dinitrotoluene	7.63	165	1258	0.95	ppb		85
64)	2,3,4,6-Tetrachlorophenol	7.80	232	1013	0.82	ppb	#	24
65)	Diethylphthalate	7.94	149	4838	1.17	ppb		95
66)	Fluorene	8.06	166	5390	1.36	ppb		93
67)	4-Chlorophenyl-phenylether	8.07	204	2776	1.49	ppb		97
68)	4-Nitroaniline	8.08	138	1242	0.93	ppb		84
71)	n-Nitrosodiphenylamine	8.21	169	3480	1.14	ppb		94
72)	1,2-Diphenylhydrazine	8.26	77	5492	1.31	ppb		95

(#) = qualifier out of range (m) = manual integration

Quantitation Report (QT Reviewed)

Data File : C:\MSDCHEM\1\DATA\EP3684\P86524.D Vial: 3
Acq On : 20 Jun 2014 4:28 pm Operator: saraw
Sample : ic3684-1 Inst : MSP
Misc : op75641,ep3684,1000,,,1,1 Multiplr: 1.00
MS Integration Params: rteint.p
Quant Time: Jun 20 18:19:37 2014 Quant Results File: MP3684.RES

Quant Method : C:\MSDCHEM\1\METHODS\MP3684.M (RTE Integrator)
Title : Semi Volatile Extractables by GC/MS
Last Update : Fri Jun 20 18:19:33 2014
Response via : Initial Calibration
DataAcq Meth : MP3684

	Compound	R.T.	QIon	Response	Conc	Unit		Qvalue
74)	4-Bromophenyl-phenylether	8.66	248	1435	1.12	ppb		88
75)	Hexachlorobenzene	8.74	284	1434	1.16	ppb		92
76)	Pentachlorophenol	8.99	266	1083	1.25	ppb		87
77)	Phenanthrene	9.25	178	8468	1.42	ppb		95
78)	Anthracene	9.32	178	7589	1.22	ppb		97
79)	Carbazole	9.53	167	7325	1.19	ppb		99
80)	Di-n-butylphthalate	10.05	149	7712	1.08	ppb		97
81)	Fluoranthene	10.88	202	8356	1.16	ppb		98
82)	Octadecane	9.14	57	3197	1.20	ppb		98
84)	Pyrene	11.20	202	8774	1.08	ppb		97
86)	Butylbenzylphthalate	12.23	149	3266	0.87	ppb		98
87)	Butyl stearate	12.38	56	2870	1.02	ppb	#	48
88)	Benzo[a]anthracene	13.01	228	8387	1.26	ppb		97
89)	3,3'-Dichlorobenzidine	13.00	252	2785	1.07	ppb		93
90)	Chrysene	13.06	228	7378	1.13	ppb		98
91)	bis(2-Ethylhexyl)phthalate	13.16	149	4184	0.89	ppb		95
93)	Di-n-octylphthalate	14.12	149	6758	0.87	ppb		95
94)	Benzo[b]fluoranthene	14.57	252	7558	1.20	ppb		97
95)	Benzo[k]fluoranthene	14.61	252	7802	1.36	ppb		96
96)	Benzo[a]pyrene	15.01	252	6913	1.14	ppb		96
97)	Indeno[1,2,3-cd]pyrene	16.71	276	8108m	1.15	ppb		
98)	Dibenz(a,h)acridine	16.34	279	5335	1.01	ppb		100
99)	Dibenz[a,h]anthracene	16.76	278	6617	1.17	ppb		96
100)	7,12-Dimethylbenz(a)anthra	14.57	256	3318	1.15	ppb		93
101)	Benzo[g,h,i]perylene	17.18	276	7152	1.20	ppb		93

(#) = qualifier out of range (m) = manual integration (+) = signals summed

Quantitation Report (QT Reviewed)

Data File : C:\MSDCHEM\1\DATA\EP3684\P86524.D Vial: 3
Acq On : 20 Jun 2014 4:28 pm Operator: saraw
Sample : ic3684-1 Inst : MSP
Misc : op75641,ep3684,1000,,,1,1 Multiplr: 1.00
MS Integration Params: rteint.p
Quant Time: Jun 20 18:31 2014 Quant Results File: MP3684.RES

Method : C:\MSDCHEM\1\METHODS\MP3684.M (RTE Integrator)
Title : Semi Volatile Extractables by GC/MS
Last Update : Sat Jun 21 13:15:25 2014
Response via : Initial Calibration



ACCUTEST LABORATORIES JB70128

Manual Integration Approval Summary

Sample Number:	EP3684-IC3684	**Method:**	SW846 8270D
Lab FileID:	P86524.D	**Analyst approved:**	06/23/14 09:23 Kristi Schollenberger
Injection Time:	06/20/14 16:28	**Supervisor approved:**	06/26/14 18:53 Nina Pandya

Parameter	CAS	Sig#	R.T. (min.)	Reason
2,6-Dinitrotoluene	606-20-2		7.15	Poor instrument integration
Indeno(1,2,3-cd)pyrene	193-39-5		16.71	Split peak

Quantitation Report (Qedit)

Data File : C:\MSDCHEM\1\DATA\EP3684\P86524.D Vial: 3
Acq On : 20 Jun 2014 4:28 pm Operator: saraw
Sample : ic3684-1 Inst : MSP
Misc : op75641,ep3684,1000,,,1,1 Multiplr: 1.00
MS Integration Params: rteint.p
Quant Time: Jun 20 18:31 2014 Quant Results File: temp.res

Method : C:\MSDCHEM\1\METHODS\MP3684.M (RTE Integrator)
Title : Semi Volatile Extractables by GC/MS
Last Update : Mon Jun 23 08:47:16 2014
Response via : Multiple Level Calibration

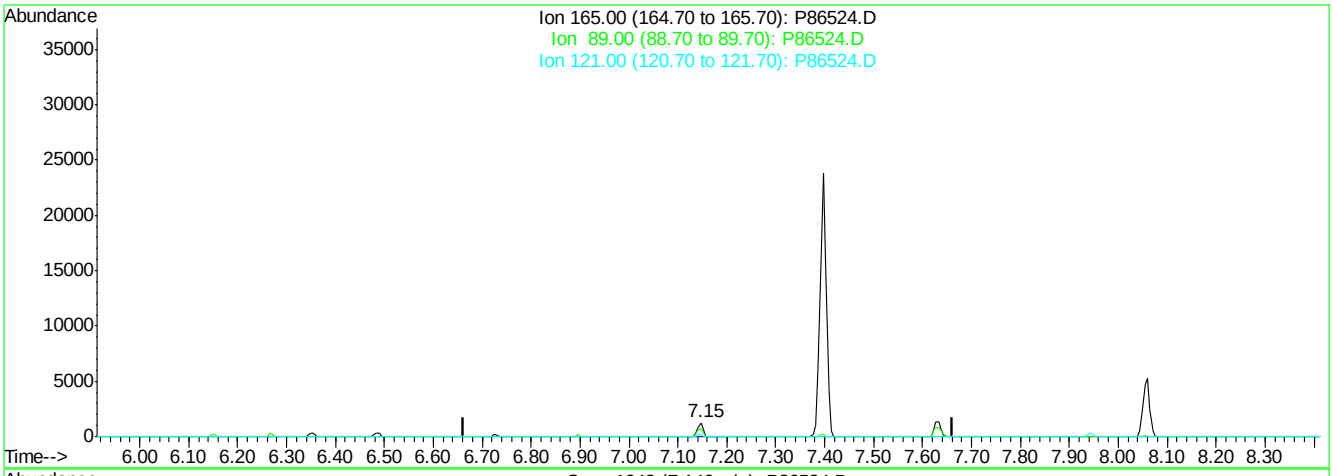

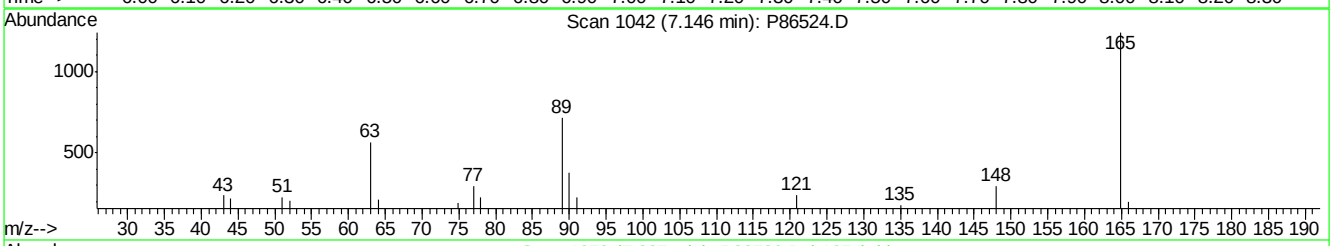

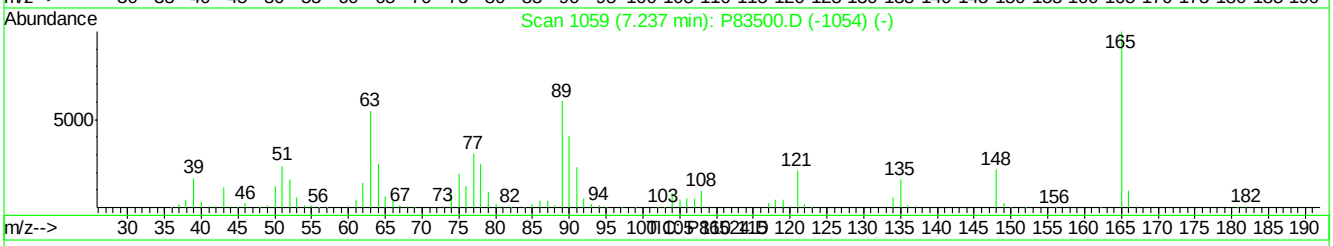

(57) 2,6-Dinitrotoluene (t)

7.15min 0.86ppb m

response 964

Ion	Exp%	Act%
165.00	100	100
89.00	52.60	57.61
121.00	18.70	19.50
0.00	0.00	0.00

P86524.D MP3684.M Thu Jun 26 15:24:21 2014

Quantitation Report (Qedit)

Data File : C:\MSDCHEM\1\DATA\EP3684\P86524.D Vial: 3
Acq On : 20 Jun 2014 4:28 pm Operator: saraw
Sample : ic3684-1 Inst : MSP
Misc : op75641,ep3684,1000,,,1,1 Multiplr: 1.00
MS Integration Params: rteint.p
Quant Time: Jun 20 18:31 2014 Quant Results File: temp.res

Method : C:\MSDCHEM\1\METHODS\MP3684.M (RTE Integrator)
Title : Semi Volatile Extractables by GC/MS
Last Update : Mon Jun 23 08:47:16 2014
Response via : Multiple Level Calibration

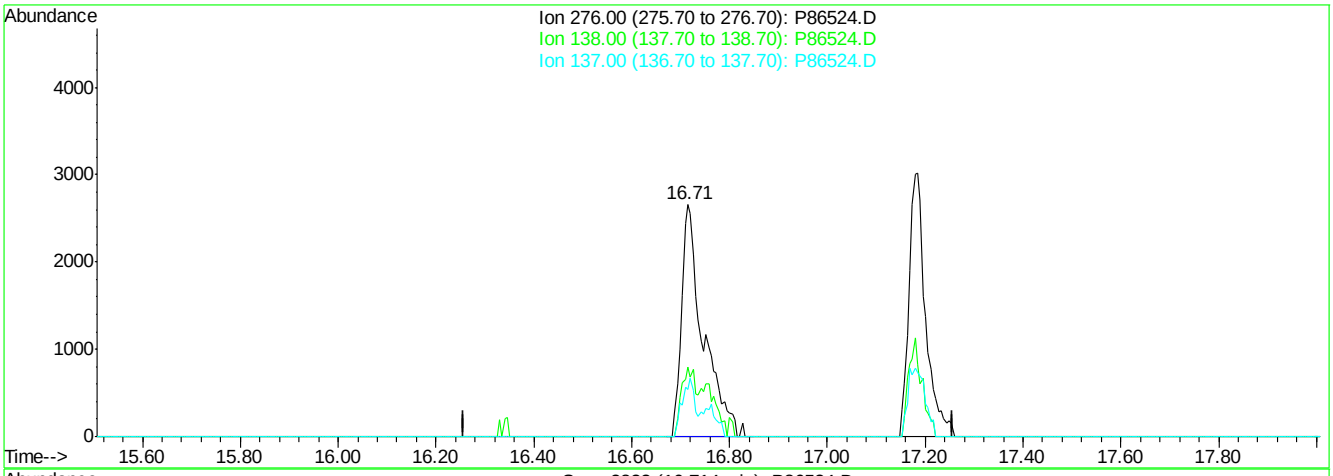

(97) Indeno[1,2,3-cd]pyrene (t)

16.71min 1.15ppb m

response 8108

Ion	Exp%	Act%
276.00	100	100
138.00	28.10	30.03
137.00	19.50	20.38
0.00	0.00	0.00

P86524.D MP3684.M Thu Jun 26 15:24:27 2014

Manual Integrations APPROVED (compounds with "m" flag)
Nina Pandya
06/26/14 18:53

Quantitation Report (QT Reviewed)

Data File : C:\MSDCHEM\1\DATA\EP3684\P86525.D Vial: 4
Acq On : 20 Jun 2014 4:54 pm Operator: saraw
Sample : ic3684-80 Inst : MSP
Misc : op75641,ep3684,1000,,,1,1 Multiplr: 1.00
MS Integration Params: rteint.p
Quant Time: Jun 20 18:22:04 2014 Quant Results File: MP3684.RES

Quant Method : C:\MSDCHEM\1\METHODS\MP3684.M (RTE Integrator)
Title : Semi Volatile Extractables by GC/MS
Last Update : Fri Jun 20 18:19:33 2014
Response via : Initial Calibration
DataAcq Meth : MP3684

Internal Standards	R.T.	QIon	Response	Conc	Units	Dev(Min)
1) 1,4-Dichlorobenzene-d4	3.97	152	63734	40.00	ppb	0.00
24) Naphthalene-d8	5.32	136	237733	40.00	ppb	0.00
47) Acenaphthene-d10	7.40	164	141527	40.00	ppb	0.00
69) Phenanthrene-d10	9.23	188	228195	40.00	ppb	0.00
83) Chrysene-d12	13.03	240	206906	40.00	ppb	0.00
92) Perylene-d12	15.10	264	209663	40.00	ppb	0.00
102) 1,4-Dichlorobenzene-d4A	3.97	152	63734	40.00	ppb	0.00
112) Naphthalene-d8A	5.32	136	237733	40.00	ppb	0.00
120) Acenaphthene-d10A	7.40	164	141527	40.00	ppb	0.00
131) Phenanthrene-d10A	9.23	188	228195	40.00	ppb	0.00
146) Chrysene-d12A	13.03	240	206906	40.00	ppb	0.00
154) Perylene-d12A	15.10	264	209663	40.00	ppb	0.00
157) 1,4-Dichlorobenzene-d4b	3.97	152	63734	40.00	ppb	0.00
159) Phenanthrene-d10b	9.23	188	228195	40.00	ppb	0.00
161) Chrysene-d12b	13.03	240	206906	40.00	ppb	0.00
163) Naphthalene-d8b	5.32	136	237733	40.00	ppb	0.00
165) Acenaphthene-d10b	7.40	164	141527	40.00	ppb	0.00
167) Naphthalene-d8c	5.32	136	237733	40.00	ppb	0.00
172) 1,4-Dichlorobenzene-d4a	3.97	152	63734	40.00	ppb	-0.02
174) Chrysene-d12c	13.03	240	206906	40.00	ppb	0.00
176) Chrysene-d12d	13.03	240	206906	40.00	ppb	0.00
178) Naphthalene-d8a	5.32	136	237733	40.00	ppb	0.02
180) Naphthalene-d8b	5.32	136	237733	40.00	ppb	-0.08
182) Perylene-d12a	15.10	264	209663	40.00	ppb	-0.20
System Monitoring Compounds						
5) 2-Fluorophenol	2.83	112	185501	81.25	ppb	0.00
Spiked Amount 50.000			Recovery =	162.50%		
8) Phenol-d5	3.59	99	218122	80.57	ppb	0.00
Spiked Amount 50.000			Recovery =	161.14%		
25) Nitrobenzene-d5	4.53	82	168327	80.91	ppb	0.00
Spiked Amount 50.000			Recovery =	161.82%		
51) 2-Fluorobiphenyl	6.60	172	300125	82.65	ppb	0.00
Spiked Amount 50.000			Recovery =	165.30%		
73) 2,4,6-Tribromophenol	8.36	330	41518	80.18	ppb	0.00
Spiked Amount 50.000			Recovery =	160.36%		
85) Terphenyl-d14	11.47	244	333629	80.60	ppb	0.00
Spiked Amount 50.000			Recovery =	161.20%		
Target Compounds						Qvalue
2) 1,4-Dioxane	1.88	88	85018	81.15	ppb	100
3) Pyridine	2.05	79	210604	82.38	ppb	99
4) N-Nitrosodimethylamine	2.02	42	72247	79.83	ppb	97
6) Indene	4.22	116	238093	84.34	ppb	99
7) Cumene	3.25	105	385280	82.51	ppb	100
9) Phenol	3.60	94	212633	82.48	ppb	98
10) Aniline	3.65	93	261834	81.85	ppb	92
11) bis(2-Chloroethyl)ether	3.70	93	158452	81.26	ppb	99
12) 2-Chlorophenol	3.76	128	157693	83.26	ppb	99
13) Decane	3.80	43	141545	83.61	ppb	98

(#) = qualifier out of range (m) = manual integration
P86525.D MP3684.M Mon Jun 23 08:15:15 2014 Page 1

9.6.60
6

Quantitation Report (QT Reviewed)

Data File : C:\MSDCHEM\1\DATA\EP3684\P86525.D Vial: 4
Acq On : 20 Jun 2014 4:54 pm Operator: saraw
Sample : ic3684-80 Inst : MSP
Misc : op75641,ep3684,1000,,,1,1 Multiplr: 1.00
MS Integration Params: rteint.p
Quant Time: Jun 20 18:22:04 2014 Quant Results File: MP3684.RES

Quant Method : C:\MSDCHEM\1\METHODS\MP3684.M (RTE Integrator)
Title : Semi Volatile Extractables by GC/MS
Last Update : Fri Jun 20 18:19:33 2014
Response via : Initial Calibration
DataAcq Meth : MP3684

	Compound	R.T.	QIon	Response	Conc	Unit	Qvalue
14)	1,3-Dichlorobenzene	3.91	146	183385	82.19	ppb	99
15)	1,4-Dichlorobenzene	3.98	146	176203	83.25	ppb	99
16)	Benzyl alcohol	4.10	108	118704	81.36	ppb	96
17)	1,2-Dichlorobenzene	4.14	146	159065	83.75	ppb	99
18)	Acetophenone	4.37	105	188120	83.42	ppb	97
19)	2-Methylphenol	4.20	108	160369	82.78	ppb	99
20)	2,2'-oxybis(1-Chloropropan	4.23	121	46771	83.59	ppb	97
21)	3&4-Methylphenol	4.36	108	148422	84.73	ppb	99
22)	n-Nitroso-di-n-propylamine	4.37	70	93529	81.29	ppb	97
23)	Hexachloroethane	4.49	201	67352	80.41	ppb	98
26)	Nitrobenzene	4.55	77	166510	82.71	ppb	97
27)	Quinoline	5.74	129	339009	80.66	ppb	99
28)	Isophorone	4.81	82	312051	80.99	ppb	99
29)	2-Nitrophenol	4.90	139	95192	81.23	ppb	98
30)	2,4-Dimethylphenol	4.95	107	151045	81.55	ppb	99
31)	Benzoic acid	5.09	105	140301m	78.58	ppb	
32)	bis(2-Chloroethoxy)methane	5.05	93	181646	81.37	ppb	100
33)	2,4-Dichlorophenol	5.16	162	140142	82.06	ppb	99
34)	2,6-Dichlorophenol	5.43	162	125912	83.55	ppb	99
35)	1,3,5-Trichlorobenzene	4.91	180	149509	83.41	ppb	100
36)	1,2,4-Trichlorobenzene	5.27	180	148671	82.60	ppb	99
37)	1,2,3-Trichlorobenzene	5.52	180	135757	83.14	ppb	99
38)	Naphthalene	5.35	128	426185	83.44	ppb	99
39)	4-Chloroaniline	5.42	127	191372	83.72	ppb	98
40)	2,3-Dichloroaniline	6.49	161	153857	81.80	ppb	99
41)	Caprolactam	5.83	55	77218	78.80	ppb	97
42)	Hexachlorobutadiene	5.51	225	77332	81.80	ppb	99
43)	4-Chloro-3-methylphenol	5.99	107	144047	80.79	ppb	99
44)	2-Methylnaphthalene	6.16	141	251363	83.17	ppb	98
45)	1-Methylnaphthalene	6.27	142	294491	82.33	ppb	99
46)	Dimethylnaphthalene	6.91	156	267396	83.94	ppb	99
48)	Hexachlorocyclopentadiene	6.36	237	165957	162.57	ppb	99
49)	2,4,6-Trichlorophenol	6.50	196	86498	82.02	ppb	100
50)	2,4,5-Trichlorophenol	6.54	196	102831	82.73	ppb	96
52)	2-Chloronaphthalene	6.74	162	258801	82.39	ppb	99
53)	Biphenyl	6.72	154	351725	83.59	ppb	99
54)	2-Nitroaniline	6.86	65	86964	80.06	ppb	96
55)	Dimethylphthalate	7.10	163	317917	82.14	ppb	100
56)	Acenaphthylene	7.23	152	438667	84.37	ppb	99
57)	2,6-Dinitrotoluene	7.16	165	78220	80.94	ppb	100
58)	3-Nitroaniline	7.36	138	99828	82.16	ppb	95
59)	Acenaphthene	7.44	153	266897	82.99	ppb	99
60)	2,4-Dinitrophenol	7.48	184	94072	158.09	ppb	92
61)	4-Nitrophenol	7.58	109	44103	78.11	ppb	100
62)	Dibenzofuran	7.65	168	355157	84.91	ppb	97
63)	2,4-Dinitrotoluene	7.64	165	95812	83.42	ppb	97
64)	2,3,4,6-Tetrachlorophenol	7.81	232	86644	80.68	ppb	99
65)	Diethylphthalate	7.96	149	296297	82.95	ppb	100
66)	Fluorene	8.07	166	283954	82.91	ppb	98

(#) = qualifier out of range (m) = manual integration

Quantitation Report (QT Reviewed)

Data File : C:\MSDCHEM\1\DATA\EP3684\P86525.D Vial: 4
Acq On : 20 Jun 2014 4:54 pm Operator: saraw
Sample : ic3684-80 Inst : MSP
Misc : op75641,ep3684,1000,,,1,1 Multiplr: 1.00
MS Integration Params: rteint.p
Quant Time: Jun 20 18:22:04 2014 Quant Results File: MP3684.RES

Quant Method : C:\MSDCHEM\1\METHODS\MP3684.M (RTE Integrator)
Title : Semi Volatile Extractables by GC/MS
Last Update : Fri Jun 20 18:19:33 2014
Response via : Initial Calibration
DataAcq Meth : MP3684

	Compound	R.T.	QIon	Response	Conc	Unit	Qvalue
67)	4-Chlorophenyl-phenylether	8.08	204	133707	82.77	ppb	99
68)	4-Nitroaniline	8.11	138	91728	79.46	ppb	99
70)	4,6-Dinitro-2-methylphenol	8.14	198	67451	80.73	ppb	98
71)	n-Nitrosodiphenylamine	8.22	169	217448	82.69	ppb	99
72)	1,2-Diphenylhydrazine	8.27	77	298615	82.71	ppb	97
74)	4-Bromophenyl-phenylether	8.67	248	91227	82.35	ppb	97
75)	Hexachlorobenzene	8.75	284	88437	82.82	ppb	93
76)	Pentachlorophenol	9.00	266	119474	159.71	ppb	98
77)	Phenanthrene	9.26	178	432831	83.70	ppb	99
78)	Anthracene	9.33	178	443847	82.56	ppb	99
79)	Carbazole	9.55	167	439918	82.84	ppb	100
80)	Di-n-butylphthalate	10.06	149	510475	83.03	ppb	99
81)	Fluoranthene	10.89	202	512649	81.99	ppb	98
82)	Octadecane	9.14	57	190996	83.26	ppb	100
84)	Pyrene	11.21	202	521704	81.83	ppb	99
86)	Butylbenzylphthalate	12.24	149	238784	80.78	ppb	96
87)	Butyl stearate	12.39	56	180218	81.68	ppb	99
88)	Benzo[a]anthracene	13.02	228	423305	80.89	ppb	99
89)	3,3'-Dichlorobenzidine	13.01	252	163950	79.81	ppb	100
90)	Chrysene	13.08	228	417735	81.30	ppb	99
91)	bis(2-Ethylhexyl)phthalate	13.16	149	301818	81.67	ppb	98
93)	Di-n-octylphthalate	14.13	149	569095	84.15	ppb	100
94)	Benzo[b]fluoranthene	14.59	252	454133	82.57	ppb	98
95)	Benzo[k]fluoranthene	14.64	252	418778	83.69	ppb	98
96)	Benzo[a]pyrene	15.03	252	428197	80.93	ppb	100
97)	Indeno[1,2,3-cd]pyrene	16.75	276	502875	81.52	ppb	99
98)	Dibenz(a,h)acridine	16.37	279	380523	82.23	ppb	100
99)	Dibenz[a,h]anthracene	16.79	278	408046	82.63	ppb	99
100)	7,12-Dimethylbenz(a)anthra	14.60	256	205502	81.18	ppb	99
101)	Benzo[g,h,i]perylene	17.23	276	423097	81.04	ppb	99

(#) = qualifier out of range (m) = manual integration (+) = signals summed

Quantitation Report (QT Reviewed)

Data File : C:\MSDCHEM\1\DATA\EP3684\P86525.D Vial: 4
Acq On : 20 Jun 2014 4:54 pm Operator: saraw
Sample : ic3684-80 Inst : MSP
Misc : op75641,ep3684,1000,,,1,1 Multiplr: 1.00
MS Integration Params: rteint.p
Quant Time: Jun 20 18:23 2014 Quant Results File: MP3684.RES

Method : C:\MSDCHEM\1\METHODS\MP3684.M (RTE Integrator)
Title : Semi Volatile Extractables by GC/MS
Last Update : Sat Jun 21 13:15:25 2014
Response via : Initial Calibration

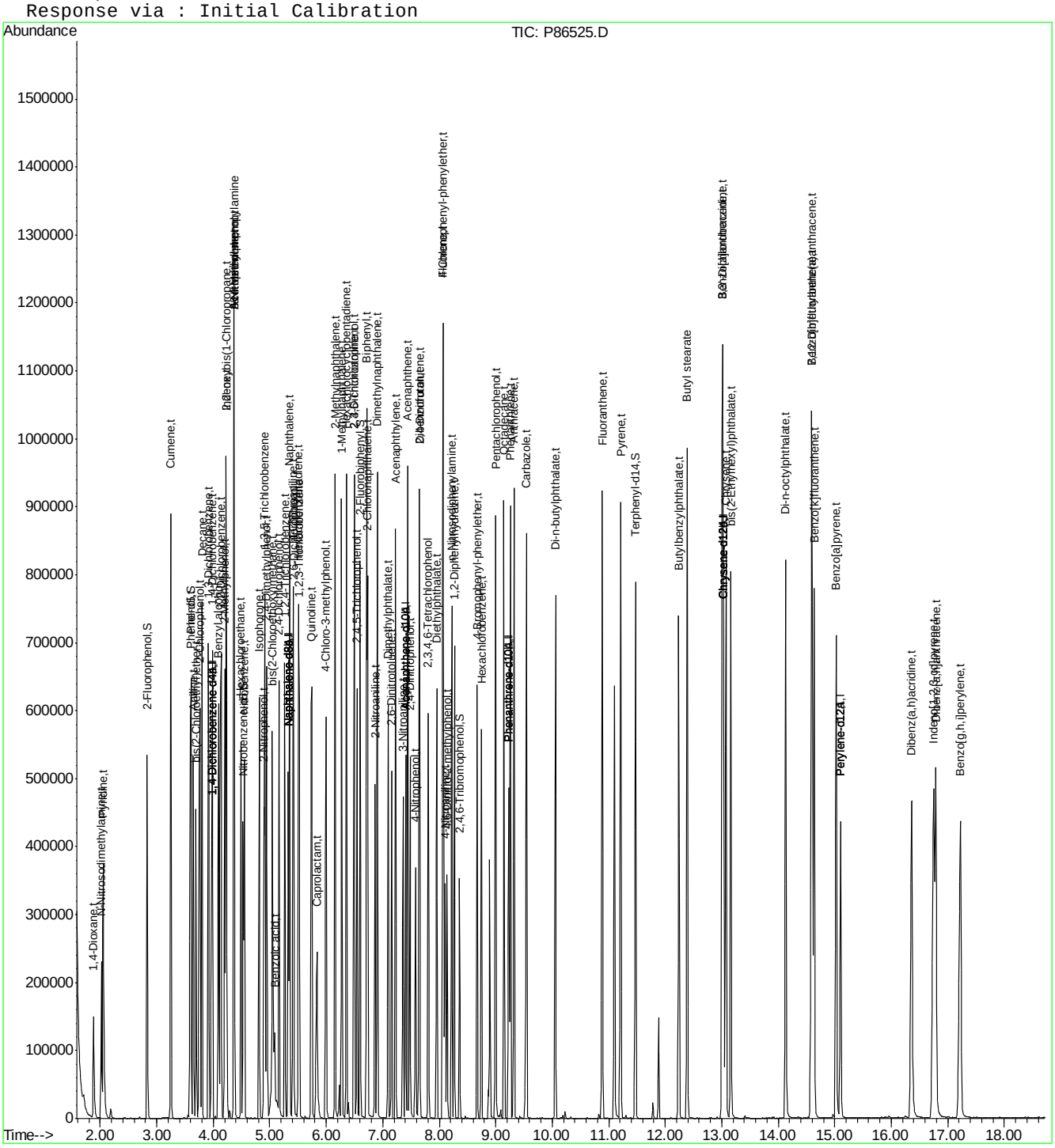

ACCUTEST LABORATORIES JB70128

Manual Integration Approval Summary

Sample Number:	EP3684-IC3684	**Method:**	SW846 8270D
Lab FileID:	P86525.D	**Analyst approved:**	06/23/14 09:23 Kristi Schollenberger
Injection Time:	06/20/14 16:54	**Supervisor approved:**	06/26/14 18:53 Nina Pandya

Parameter	CAS	Sig#	R.T. (min.)	Reason
Benzoic acid	65-85-0		5.09	Split peak

Quantitation Report (Qedit)

Data File : C:\MSDCHEM\1\DATA\EP3684\P86525.D Vial: 4
Acq On : 20 Jun 2014 4:54 pm Operator: saraw
Sample : ic3684-80 Inst : MSP
Misc : op75641,ep3684,1000,,,1,1 Multiplr: 1.00
MS Integration Params: rteint.p
Quant Time: Jun 20 18:23 2014 Quant Results File: temp.res

Method : C:\MSDCHEM\1\METHODS\MP3684.M (RTE Integrator)
Title : Semi Volatile Extractables by GC/MS
Last Update : Mon Jun 23 08:47:16 2014
Response via : Multiple Level Calibration

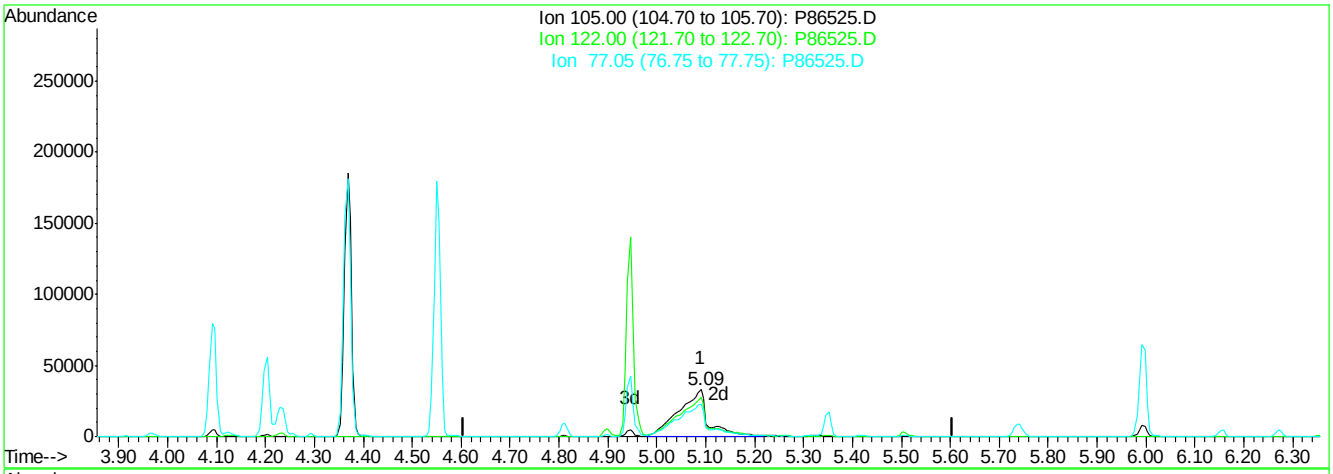

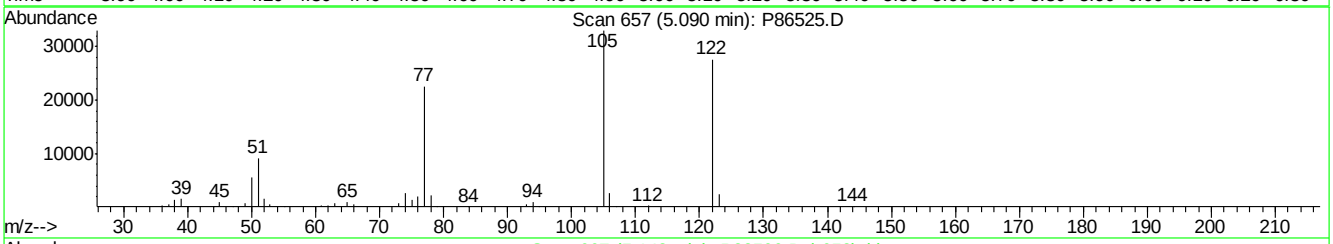

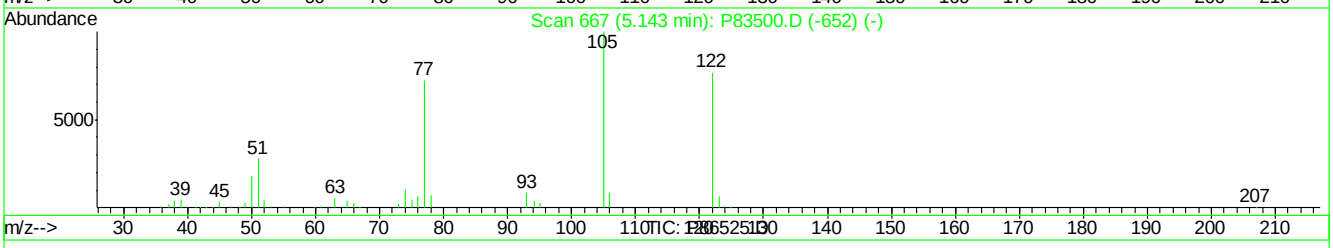

(31) Benzoic acid (t)

5.09min 78.58ppb m

response 140301

Ion	Exp%	Act%
105.00	100	100
122.00	82.50	83.66
77.05	70.40	68.41
0.00	0.00	0.00

P86525.D MP3684.M Thu Jun 26 15:24:43 2014

Manual Integrations APPROVED (compounds with "m" flag)
Nina Pandya
06/26/14 18:53

Quantitation Report (QT Reviewed)

Data File : C:\MSDCHEM\1\DATA\EP3684\P86526.D Vial: 5
Acq On : 20 Jun 2014 5:21 pm Operator: saraw
Sample : ic3684-2 Inst : MSP
Misc : op75641,ep3684,1000,,,1,1 Multiplr: 1.00
MS Integration Params: rteint.p
Quant Time: Jun 20 18:24:53 2014 Quant Results File: MP3684.RES

Quant Method : C:\MSDCHEM\1\METHODS\MP3684.M (RTE Integrator)
Title : Semi Volatile Extractables by GC/MS
Last Update : Fri Jun 20 18:19:33 2014
Response via : Initial Calibration
DataAcq Meth : MP3684

Internal Standards	R.T.	QIon	Response	Conc	Units	Dev(Min)
1) 1,4-Dichlorobenzene-d4	3.96	152	73593	40.00	ppb	0.00
24) Naphthalene-d8	5.32	136	265099	40.00	ppb	0.00
47) Acenaphthene-d10	7.40	164	158285	40.00	ppb	0.00
69) Phenanthrene-d10	9.22	188	252059	40.00	ppb	0.00
83) Chrysene-d12	13.02	240	248875	40.00	ppb	-0.02
92) Perylene-d12	15.10	264	228561	40.00	ppb	-0.01
102) 1,4-Dichlorobenzene-d4A	3.96	152	73593	40.00	ppb	0.00
112) Naphthalene-d8A	5.32	136	265099	40.00	ppb	0.00
120) Acenaphthene-d10A	7.40	164	158285	40.00	ppb	0.00
131) Phenanthrene-d10A	9.22	188	252059	40.00	ppb	0.00
146) Chrysene-d12A	13.02	240	248875	40.00	ppb	-0.02
154) Perylene-d12A	15.10	264	228561	40.00	ppb	-0.01
157) 1,4-Dichlorobenzene-d4b	3.96	152	73593	40.00	ppb	0.00
159) Phenanthrene-d10b	9.22	188	252059	40.00	ppb	0.00
161) Chrysene-d12b	13.02	240	248875	40.00	ppb	-0.02
163) Naphthalene-d8b	5.32	136	265099	40.00	ppb	0.00
165) Acenaphthene-d10b	7.40	164	158285	40.00	ppb	0.00
167) Naphthalene-d8c	5.32	136	265099	40.00	ppb	0.00
172) 1,4-Dichlorobenzene-d4a	3.96	152	73593	40.00	ppb	-0.03
174) Chrysene-d12c	13.02	240	248875	40.00	ppb	-0.02
176) Chrysene-d12d	13.02	240	248875	40.00	ppb	-0.02
178) Naphthalene-d8a	5.32	136	265099	40.00	ppb	0.02
180) Naphthalene-d8b	5.32	136	265099	40.00	ppb	-0.08
182) Perylene-d12a	15.10	264	228561	40.00	ppb	-0.20
System Monitoring Compounds						
5) 2-Fluorophenol	2.83	112	5676	2.15	ppb	0.00
Spiked Amount 50.000			Recovery =	4.30%		
8) Phenol-d5	3.58	99	6937	2.22	ppb	-0.01
Spiked Amount 50.000			Recovery =	4.44%		
25) Nitrobenzene-d5	4.52	82	5317	2.29	ppb	-0.01
Spiked Amount 50.000			Recovery =	4.58%		
51) 2-Fluorobiphenyl	6.60	172	11196	2.76	ppb	0.00
Spiked Amount 50.000			Recovery =	5.52%		
73) 2,4,6-Tribromophenol	8.35	330	932	1.63	ppb	-0.01
Spiked Amount 50.000			Recovery =	3.26%		
85) Terphenyl-d14	11.47	244	10947	2.20	ppb	0.00
Spiked Amount 50.000			Recovery =	4.40%		
Target Compounds						Qvalue
2) 1,4-Dioxane	1.88	88	2657	2.20	ppb	91
3) Pyridine	2.06	79	6453	2.19	ppb	99
4) N-Nitrosodimethylamine	2.02	42	2178	2.08	ppb	85
6) Indene	4.22	116	9617	2.95	ppb	96
7) Cumene	3.25	105	13961	2.59	ppb	99
9) Phenol	3.59	94	7593	2.55	ppb	95
10) Aniline	3.64	93	9550	2.59	ppb	84
11) bis(2-Chloroethyl)ether	3.69	93	5771	2.56	ppb	97
12) 2-Chlorophenol	3.76	128	5805	2.65	ppb	96
13) Decane	3.80	43	5709	2.92	ppb	89

(#) = qualifier out of range (m) = manual integration
P86526.D MP3684.M Mon Jun 23 08:15:33 2014 Page 1

9.6.61
6

Quantitation Report (QT Reviewed)

Data File : C:\MSDCHEM\1\DATA\EP3684\P86526.D Vial: 5
Acq On : 20 Jun 2014 5:21 pm Operator: saraw
Sample : ic3684-2 Inst : MSP
Misc : op75641,ep3684,1000,,,1,1 Multiplr: 1.00
MS Integration Params: rteint.p
Quant Time: Jun 20 18:24:53 2014 Quant Results File: MP3684.RES

Quant Method : C:\MSDCHEM\1\METHODS\MP3684.M (RTE Integrator)
Title : Semi Volatile Extractables by GC/MS
Last Update : Fri Jun 20 18:19:33 2014
Response via : Initial Calibration
DataAcq Meth : MP3684

	Compound	R.T.	QIon	Response	Conc	Unit		Qvalue
14)	1,3-Dichlorobenzene	3.91	146	6644	2.58	ppb		98
15)	1,4-Dichlorobenzene	3.98	146	6529	2.67	ppb		95
16)	Benzyl alcohol	4.09	108	3424	2.03	ppb		96
17)	1,2-Dichlorobenzene	4.13	146	6180	2.82	ppb		96
18)	Acetophenone	4.36	105	7875	3.02	ppb		89
19)	2-Methylphenol	4.19	108	5272	2.36	ppb		97
20)	2,2'-oxybis(1-Chloropropan	4.23	121	1828	2.83	ppb		94
21)	3&4-Methylphenol	4.35	108	5389	2.66	ppb		97
22)	n-Nitroso-di-n-propylamine	4.36	70	3755	2.83	ppb		97
23)	Hexachloroethane	4.49	201	2203	2.28	ppb		95
26)	Nitrobenzene	4.54	77	5584	2.49	ppb		95
27)	Quinoline	5.73	129	10743	2.29	ppb		99
28)	Isophorone	4.80	82	10232	2.38	ppb		95
29)	2-Nitrophenol	4.89	139	2646	2.02	ppb		84
30)	2,4-Dimethylphenol	4.93	107	4651	2.25	ppb		96
31)	Benzoic acid	4.99	105	1491	0.75	ppb		96
32)	bis(2-Chloroethoxy)methane	5.04	93	6194	2.49	ppb		97
33)	2,4-Dichlorophenol	5.16	162	4221	2.22	ppb		96
34)	2,6-Dichlorophenol	5.42	162	4234	2.52	ppb		100
35)	1,3,5-Trichlorobenzene	4.91	180	5565	2.78	ppb		99
36)	1,2,4-Trichlorobenzene	5.26	180	5277	2.63	ppb		99
37)	1,2,3-Trichlorobenzene	5.51	180	5109	2.81	ppb		97
38)	Naphthalene	5.35	128	16071	2.82	ppb		95
39)	4-Chloroaniline	5.40	127	6264	2.46	ppb		98
40)	2,3-Dichloroaniline	6.48	161	5642	2.69	ppb		97
41)	Caprolactam	5.76	55	2113	1.93	ppb		97
42)	Hexachlorobutadiene	5.50	225	2569	2.44	ppb		96
43)	4-Chloro-3-methylphenol	5.98	107	3979	2.00	ppb		100
44)	2-Methylnaphthalene	6.15	141	9104	2.70	ppb		96
45)	1-Methylnaphthalene	6.26	142	10414	2.61	ppb		92
46)	Dimethylnaphthalene	6.90	156	9496	2.67	ppb		99
48)	Hexachlorocyclopentadiene	6.35	237	4319	3.78	ppb		95
49)	2,4,6-Trichlorophenol	6.49	196	2779	2.36	ppb		100
50)	2,4,5-Trichlorophenol	6.53	196	2974	2.14	ppb		93
52)	2-Chloronaphthalene	6.72	162	9911	2.82	ppb		99
53)	Biphenyl	6.71	154	13635	2.90	ppb		99
54)	2-Nitroaniline	6.85	65	2399	1.97	ppb		85
55)	Dimethylphthalate	7.08	163	10695	2.47	ppb		98
56)	Acenaphthylene	7.22	152	15556	2.68	ppb		96
57)	2,6-Dinitrotoluene	7.15	165	1970	1.82	ppb		92
58)	3-Nitroaniline	7.34	138	2503	1.84	ppb		96
59)	Acenaphthene	7.43	153	9877	2.75	ppb		96
60)	2,4-Dinitrophenol	7.47	184	322	0.48	ppb	#	69
61)	4-Nitrophenol	7.57	109	787	1.25	ppb		91
62)	Dibenzofuran	7.64	168	13715	2.93	ppb		98
63)	2,4-Dinitrotoluene	7.63	165	2588	2.01	ppb		90
64)	2,3,4,6-Tetrachlorophenol	7.80	232	1995	1.66	ppb		94
65)	Diethylphthalate	7.94	149	9626	2.41	ppb		95
66)	Fluorene	8.05	166	10622	2.77	ppb		100

(#) = qualifier out of range (m) = manual integration

Quantitation Report (QT Reviewed)

Data File : C:\MSDCHEM\1\DATA\EP3684\P86526.D Vial: 5
Acq On : 20 Jun 2014 5:21 pm Operator: saraw
Sample : ic3684-2 Inst : MSP
Misc : op75641,ep3684,1000,,,1,1 Multiplr: 1.00
MS Integration Params: rteint.p
Quant Time: Jun 20 18:24:53 2014 Quant Results File: MP3684.RES

Quant Method : C:\MSDCHEM\1\METHODS\MP3684.M (RTE Integrator)
Title : Semi Volatile Extractables by GC/MS
Last Update : Fri Jun 20 18:19:33 2014
Response via : Initial Calibration
DataAcq Meth : MP3684

	Compound	R.T.	QIon	Response	Conc	Unit	Qvalue
67)	4-Chlorophenyl-phenylether	8.07	204	5200	2.88	ppb	93
68)	4-Nitroaniline	8.08	138	2585	2.00	ppb	98
70)	4,6-Dinitro-2-methylphenol	8.12	198	643	0.70	ppb	90
71)	n-Nitrosodiphenylamine	8.21	169	7224	2.49	ppb	99
72)	1,2-Diphenylhydrazine	8.26	77	10750	2.70	ppb	97
74)	4-Bromophenyl-phenylether	8.66	248	2688	2.20	ppb	97
75)	Hexachlorobenzene	8.74	284	3001	2.54	ppb	97
76)	Pentachlorophenol	8.99	266	2518	3.05	ppb	94
77)	Phenanthrene	9.25	178	15751	2.76	ppb	98
78)	Anthracene	9.32	178	15680	2.64	ppb	95
79)	Carbazole	9.53	167	14460	2.47	ppb	97
80)	Di-n-butylphthalate	10.05	149	15588	2.30	ppb	97
81)	Fluoranthene	10.88	202	16599	2.40	ppb	92
82)	Octadecane	9.14	57	6388	2.52	ppb	98
84)	Pyrene	11.20	202	17859	2.33	ppb	94
86)	Butylbenzylphthalate	12.23	149	6495	1.83	ppb	99
87)	Butyl stearate	12.38	56	5873	2.21	ppb	94
88)	Benzo[a]anthracene	13.01	228	15692	2.49	ppb	97
89)	3,3'-Dichlorobenzidine	13.00	252	5186	2.10	ppb	89
90)	Chrysene	13.06	228	14051	2.27	ppb	100
91)	bis(2-Ethylhexyl)phthalate	13.16	149	8327	1.87	ppb	99
93)	Di-n-octylphthalate	14.12	149	14108	1.91	ppb	97
94)	Benzo[b]fluoranthene	14.57	252	14081	2.35	ppb	93
95)	Benzo[k]fluoranthene	14.61	252	14641	2.68	ppb	97
96)	Benzo[a]pyrene	15.01	252	12430	2.16	ppb	93
97)	Indeno[1,2,3-cd]pyrene	16.71	276	14058m	2.09	ppb	
98)	Dibenz(a,h)acridine	16.35	279	9827	1.95	ppb	94
99)	Dibenz[a,h]anthracene	16.76	278	11279	2.10	ppb	93
100)	7,12-Dimethylbenz(a)anthra	14.58	256	6492	2.35	ppb	96
101)	Benzo[g,h,i]perylene	17.18	276	11601	2.04	ppb	98

(#) = qualifier out of range (m) = manual integration (+) = signals summed

Quantitation Report (QT Reviewed)

Data File : C:\MSDCHEM\1\DATA\EP3684\P86526.D Vial: 5
Acq On : 20 Jun 2014 5:21 pm Operator: saraw
Sample : ic3684-2 Inst : MSP
Misc : op75641,ep3684,1000,,,1,1 Multiplr: 1.00
MS Integration Params: rteint.p
Quant Time: Jun 20 18:26 2014 Quant Results File: MP3684.RES

Method : C:\MSDCHEM\1\METHODS\MP3684.M (RTE Integrator)
Title : Semi Volatile Extractables by GC/MS
Last Update : Sat Jun 21 13:15:25 2014
Response via : Initial Calibration

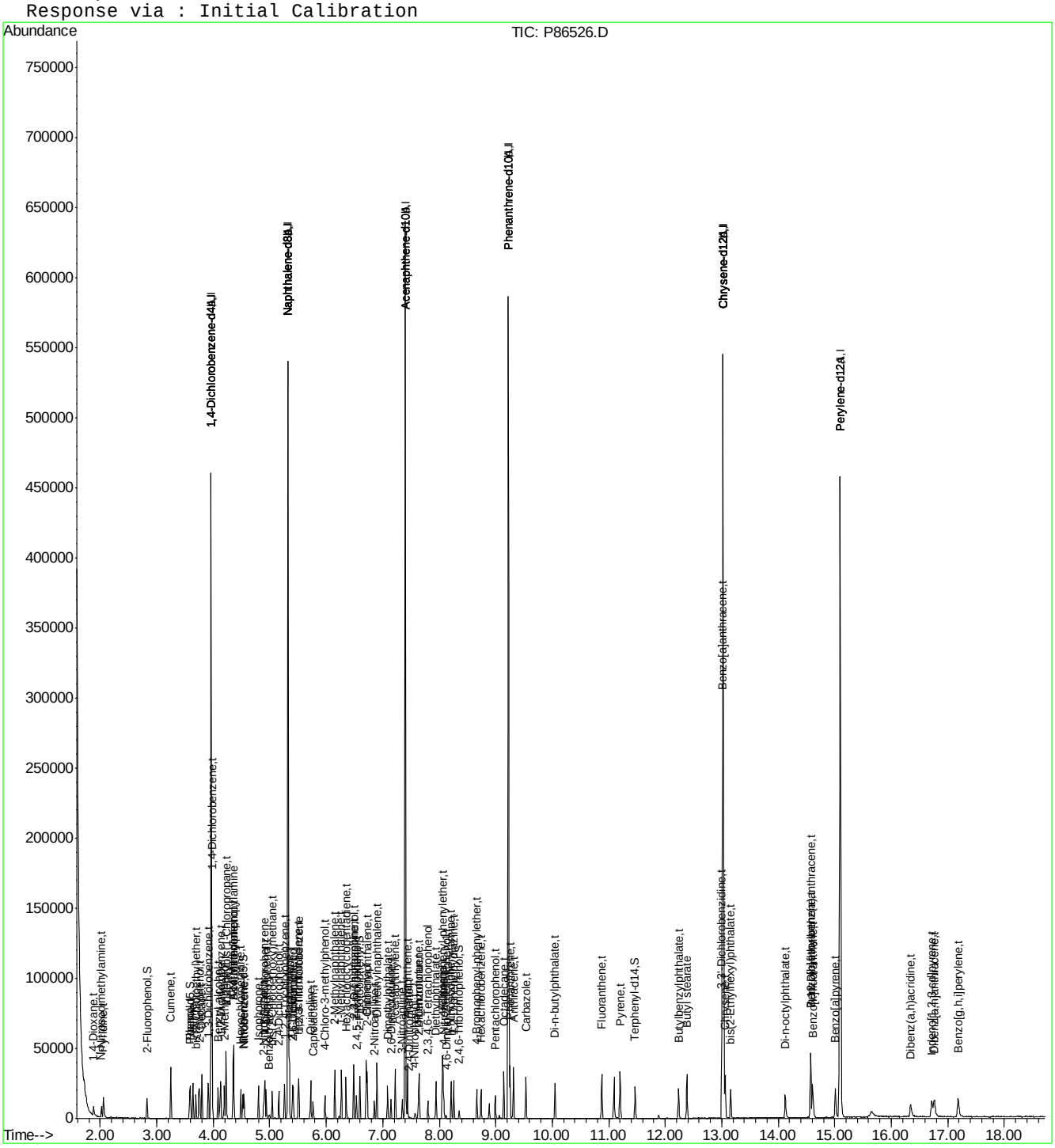

ACCUTEST LABORATORIES JB70128

Manual Integration Approval Summary

Sample Number:	EP3684-IC3684	**Method:**	SW846 8270D
Lab FileID:	P86526.D	**Analyst approved:**	06/23/14 09:23 Kristi Schollenberger
Injection Time:	06/20/14 17:21	**Supervisor approved:**	06/26/14 18:53 Nina Pandya

Parameter	CAS	Sig#	R.T. (min.)	Reason
Indeno(1,2,3-cd)pyrene	193-39-5		16.71	Split peak

Quantitation Report (Qedit)

Data File : C:\MSDCHEM\1\DATA\EP3684\P86526.D Vial: 5
Acq On : 20 Jun 2014 5:21 pm Operator: saraw
Sample : ic3684-2 Inst : MSP
Misc : op75641,ep3684,1000,,,1,1 Multiplr: 1.00
MS Integration Params: rteint.p
Quant Time: Jun 20 18:26 2014 Quant Results File: temp.res

Method : C:\MSDCHEM\1\METHODS\MP3684.M (RTE Integrator)
Title : Semi Volatile Extractables by GC/MS
Last Update : Mon Jun 23 08:47:16 2014
Response via : Multiple Level Calibration

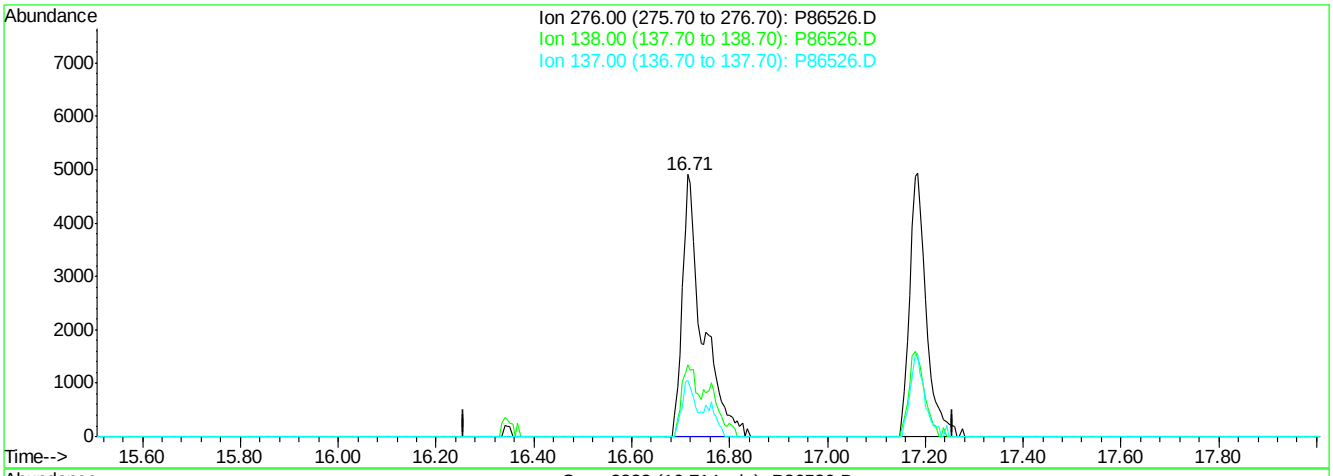

(97) Indeno[1,2,3-cd]pyrene (t)

16.71min 2.09ppb m

response 14058

Ion	Exp%	Act%
276.00	100	100
138.00	28.10	27.50
137.00	19.50	21.48
0.00	0.00	0.00

P86526.D MP3684.M Thu Jun 26 15:24:56 2014

Manual Integrations APPROVED (compounds with "m" flag)
Nina Pandya
06/26/14 19:08

Quantitation Report (QT Reviewed)

Data File : C:\MSDCHEM\1\DATA\EP3684\P86527.D Vial: 6
Acq On : 20 Jun 2014 5:53 pm Operator: saraw
Sample : icc3684-50 Inst : MSP
Misc : op75641,ep3684,1000,,,1,1 Multiplr: 1.00
MS Integration Params: rteint.p
Quant Time: Jun 20 18:26:45 2014 Quant Results File: MP3684.RES

Quant Method : C:\MSDCHEM\1\METHODS\MP3684.M (RTE Integrator)
Title : Semi Volatile Extractables by GC/MS
Last Update : Fri Jun 20 18:19:33 2014
Response via : Initial Calibration
DataAcq Meth : MP3684

Internal Standards	R.T.	QIon	Response	Conc	Units	Dev(Min)
1) 1,4-Dichlorobenzene-d4	3.97	152	64150	40.00	ppb	0.00
24) Naphthalene-d8	5.32	136	239084	40.00	ppb	0.00
47) Acenaphthene-d10	7.40	164	141342	40.00	ppb	0.00
69) Phenanthrene-d10	9.23	188	226732	40.00	ppb	0.00
83) Chrysene-d12	13.03	240	210455	40.00	ppb	0.00
92) Perylene-d12	15.10	264	207023	40.00	ppb	0.00
102) 1,4-Dichlorobenzene-d4A	3.97	152	64150	40.00	ppb	0.00
112) Naphthalene-d8A	5.32	136	239084	40.00	ppb	0.00
120) Acenaphthene-d10A	7.40	164	141342	40.00	ppb	0.00
131) Phenanthrene-d10A	9.23	188	226732	40.00	ppb	0.00
146) Chrysene-d12A	13.03	240	210455	40.00	ppb	0.00
154) Perylene-d12A	15.10	264	207023	40.00	ppb	0.00
157) 1,4-Dichlorobenzene-d4b	3.97	152	64150	40.00	ppb	0.00
159) Phenanthrene-d10b	9.23	188	226732	40.00	ppb	0.00
161) Chrysene-d12b	13.03	240	210455	40.00	ppb	0.00
163) Naphthalene-d8b	5.32	136	239084	40.00	ppb	0.00
165) Acenaphthene-d10b	7.40	164	141342	40.00	ppb	0.00
167) Naphthalene-d8c	5.32	136	239084	40.00	ppb	0.00
172) 1,4-Dichlorobenzene-d4a	3.97	152	64150	40.00	ppb	-0.02
174) Chrysene-d12c	13.03	240	210455	40.00	ppb	0.00
176) Chrysene-d12d	13.03	240	210455	40.00	ppb	0.00
178) Naphthalene-d8a	5.32	136	239084	40.00	ppb	0.02
180) Naphthalene-d8b	5.32	136	239084	40.00	ppb	-0.08
182) Perylene-d12a	15.10	264	207023	40.00	ppb	-0.20
System Monitoring Compounds						
5) 2-Fluorophenol	2.83	112	125260	54.51	ppb	0.00
Spiked Amount 50.000			Recovery = 109.02%			
8) Phenol-d5	3.59	99	148610	54.54	ppb	0.00
Spiked Amount 50.000			Recovery = 109.08%			
25) Nitrobenzene-d5	4.53	82	112595	53.82	ppb	0.00
Spiked Amount 50.000			Recovery = 107.64%			
51) 2-Fluorobiphenyl	6.60	172	207953	57.34	ppb	0.00
Spiked Amount 50.000			Recovery = 114.68%			
73) 2,4,6-Tribromophenol	8.36	330	27014	52.51	ppb	0.00
Spiked Amount 50.000			Recovery = 105.02%			
85) Terphenyl-d14	11.47	244	227747	54.09	ppb	0.00
Spiked Amount 50.000			Recovery = 108.18%			
Target Compounds						Qvalue
2) 1,4-Dioxane	1.88	88	55563	52.69	ppb	100
3) Pyridine	2.05	79	139620	54.26	ppb	99
4) N-Nitrosodimethylamine	2.02	42	47960	52.65	ppb	96
6) Indene	4.22	116	171631	60.41	ppb	99
7) Cumene	3.25	105	270959	57.65	ppb	99
9) Phenol	3.60	94	147480	56.84	ppb	98
10) Aniline	3.65	93	183273	56.92	ppb	89
11) bis(2-Chloroethyl)ether	3.70	93	107907	54.98	ppb	97
12) 2-Chlorophenol	3.76	128	110224	57.82	ppb	96
13) Decane	3.80	43	99686	58.50	ppb	98

(#) = qualifier out of range (m) = manual integration
P86527.D MP3684.M Mon Jun 23 08:15:49 2014 Page 1

9.6.62
9

Quantitation Report (QT Reviewed)

Data File : C:\MSDCHEM\1\DATA\EP3684\P86527.D Vial: 6
Acq On : 20 Jun 2014 5:53 pm Operator: saraw
Sample : icc3684-50 Inst : MSP
Misc : op75641,ep3684,1000,,,1,1 Multiplr: 1.00
MS Integration Params: rteint.p
Quant Time: Jun 20 18:26:45 2014 Quant Results File: MP3684.RES

Quant Method : C:\MSDCHEM\1\METHODS\MP3684.M (RTE Integrator)
Title : Semi Volatile Extractables by GC/MS
Last Update : Fri Jun 20 18:19:33 2014
Response via : Initial Calibration
DataAcq Meth : MP3684

Compound	R.T.	QIon	Response	Conc	Unit	Qvalue
14) 1,3-Dichlorobenzene	3.91	146	124541	55.45	ppb	98
15) 1,4-Dichlorobenzene	3.98	146	120805	56.70	ppb	99
16) Benzyl alcohol	4.09	108	78523	53.47	ppb	98
17) 1,2-Dichlorobenzene	4.14	146	111509	58.33	ppb	99
18) Acetophenone	4.37	105	134858	59.42	ppb	90
19) 2-Methylphenol	4.20	108	109086	55.94	ppb	98
20) 2,2'-oxybis(1-Chloropropan	4.23	121	32203	57.18	ppb	93
21) 3&4-Methylphenol	4.36	108	106890	60.63	ppb	98
22) n-Nitroso-di-n-propylamine	4.37	70	64393	55.60	ppb	97
23) Hexachloroethane	4.49	201	45126	53.53	ppb	99
26) Nitrobenzene	4.55	77	112727	55.68	ppb	100
27) Quinoline	5.74	129	225727	53.40	ppb	99
28) Isophorone	4.81	82	209543	54.08	ppb	99
29) 2-Nitrophenol	4.90	139	63445	53.84	ppb	98
30) 2,4-Dimethylphenol	4.94	107	104811	56.27	ppb	97
31) Benzoic acid	5.06	105	84558	47.09	ppb	99
32) bis(2-Chloroethoxy)methane	5.05	93	122904	54.75	ppb	99
33) 2,4-Dichlorophenol	5.16	162	94328	54.92	ppb	99
34) 2,6-Dichlorophenol	5.42	162	86038	56.77	ppb	99
35) 1,3,5-Trichlorobenzene	4.91	180	104265	57.84	ppb	99
36) 1,2,4-Trichlorobenzene	5.26	180	100643	55.60	ppb	99
37) 1,2,3-Trichlorobenzene	5.52	180	94862	57.77	ppb	99
38) Naphthalene	5.35	128	298336	58.08	ppb	98
39) 4-Chloroaniline	5.41	127	133234	57.96	ppb	98
40) 2,3-Dichloroaniline	6.49	161	107150	56.65	ppb	98
41) Caprolactam	5.82	55	49998	50.73	ppb	98
42) Hexachlorobutadiene	5.51	225	52978	55.72	ppb	99
43) 4-Chloro-3-methylphenol	5.99	107	96291	53.70	ppb	96
44) 2-Methylnaphthalene	6.16	141	176434	58.05	ppb	98
45) 1-Methylnaphthalene	6.27	142	205205	57.05	ppb	97
46) Dimethylnaphthalene	6.90	156	186397	58.18	ppb	100
48) Hexachlorocyclopentadiene	6.36	237	112664	110.51	ppb	100
49) 2,4,6-Trichlorophenol	6.50	196	60741	57.67	ppb	99
50) 2,4,5-Trichlorophenol	6.54	196	70137	56.50	ppb	97
52) 2-Chloronaphthalene	6.74	162	182384	58.14	ppb	98
53) Biphenyl	6.71	154	247040	58.79	ppb	100
54) 2-Nitroaniline	6.86	65	56920	52.47	ppb	96
55) Dimethylphthalate	7.09	163	212925	55.08	ppb	100
56) Acenaphthylene	7.23	152	300324	57.84	ppb	99
57) 2,6-Dinitrotoluene	7.16	165	51478	53.34	ppb	96
58) 3-Nitroaniline	7.35	138	64789	53.39	ppb	98
59) Acenaphthene	7.44	153	183765	57.21	ppb	99
60) 2,4-Dinitrophenol	7.48	184	58290	98.08	ppb	91
61) 4-Nitrophenol	7.57	109	28097	49.83	ppb	96
62) Dibenzofuran	7.65	168	250926	60.07	ppb	99
63) 2,4-Dinitrotoluene	7.64	165	65710	57.28	ppb	91
64) 2,3,4,6-Tetrachlorophenol	7.80	232	57985	54.07	ppb	100
65) Diethylphthalate	7.95	149	199861	56.02	ppb	98
66) Fluorene	8.07	166	203305	59.44	ppb	100

(#) = qualifier out of range (m) = manual integration

Quantitation Report (QT Reviewed)

Data File : C:\MSDCHEM\1\DATA\EP3684\P86527.D Vial: 6
Acq On : 20 Jun 2014 5:53 pm Operator: saraw
Sample : icc3684-50 Inst : MSP
Misc : op75641,ep3684,1000,,,1,1 Multiplr: 1.00
MS Integration Params: rteint.p
Quant Time: Jun 20 18:26:45 2014 Quant Results File: MP3684.RES

Quant Method : C:\MSDCHEM\1\METHODS\MP3684.M (RTE Integrator)
Title : Semi Volatile Extractables by GC/MS
Last Update : Fri Jun 20 18:19:33 2014
Response via : Initial Calibration
DataAcq Meth : MP3684

	Compound	R.T.	QIon	Response	Conc	Unit	Qvalue
67)	4-Chlorophenyl-phenylether	8.08	204	94462	58.55	ppb	99
68)	4-Nitroaniline	8.10	138	63786	55.33	ppb	97
70)	4,6-Dinitro-2-methylphenol	8.13	198	41754	50.29	ppb	97
71)	n-Nitrosodiphenylamine	8.22	169	146524	56.08	ppb	100
72)	1,2-Diphenylhydrazine	8.26	77	205861	57.39	ppb	98
74)	4-Bromophenyl-phenylether	8.67	248	60588	55.04	ppb	97
75)	Hexachlorobenzene	8.75	284	60311	56.84	ppb	93
76)	Pentachlorophenol	8.99	266	81790	110.04	ppb	99
77)	Phenanthrene	9.26	178	297422	57.88	ppb	99
78)	Anthracene	9.33	178	309913	58.02	ppb	98
79)	Carbazole	9.55	167	302102	57.26	ppb	99
80)	Di-n-butylphthalate	10.06	149	348554	57.06	ppb	99
81)	Fluoranthene	10.89	202	353456	56.89	ppb	98
82)	Octadecane	9.14	57	133887	58.74	ppb	100
84)	Pyrene	11.21	202	358876	55.34	ppb	97
86)	Butylbenzylphthalate	12.24	149	161416	53.68	ppb	96
87)	Butyl stearate	12.39	56	128857	57.42	ppb	98
88)	Benzo[a]anthracene	13.02	228	291978	54.86	ppb	99
89)	3,3'-Dichlorobenzidine	13.01	252	114154	54.63	ppb	99
90)	Chrysene	13.07	228	282512	54.06	ppb	99
91)	bis(2-Ethylhexyl)phthalate	13.16	149	207214	55.13	ppb	99
93)	Di-n-octylphthalate	14.13	149	386149	57.83	ppb	99
94)	Benzo[b]fluoranthene	14.59	252	299721	55.19	ppb	98
95)	Benzo[k]fluoranthene	14.63	252	290264	58.75	ppb	98
96)	Benzo[a]pyrene	15.03	252	287737	55.08	ppb	99
97)	Indeno[1,2,3-cd]pyrene	16.74	276	328843m	53.99	ppb	
98)	Dibenz(a,h)acridine	16.36	279	246468	53.94	ppb	100
99)	Dibenz[a,h]anthracene	16.78	278	268894	55.14	ppb	99
100)	7,12-Dimethylbenz(a)anthra	14.59	256	140364	56.16	ppb	100
101)	Benzo[g,h,i]perylene	17.22	276	272566	52.87	ppb	99

(#) = qualifier out of range (m) = manual integration (+) = signals summed

Quantitation Report (QT Reviewed)

Data File : C:\MSDCHEM\1\DATA\EP3684\P86527.D Vial: 6
Acq On : 20 Jun 2014 5:53 pm Operator: saraw
Sample : icc3684-50 Inst : MSP
Misc : op75641,ep3684,1000,,,1,1 Multiplr: 1.00
MS Integration Params: rteint.p
Quant Time: Jun 20 18:28 2014 Quant Results File: MP3684.RES

Method : C:\MSDCHEM\1\METHODS\MP3684.M (RTE Integrator)
Title : Semi Volatile Extractables by GC/MS
Last Update : Sat Jun 21 13:15:25 2014
Response via : Initial Calibration

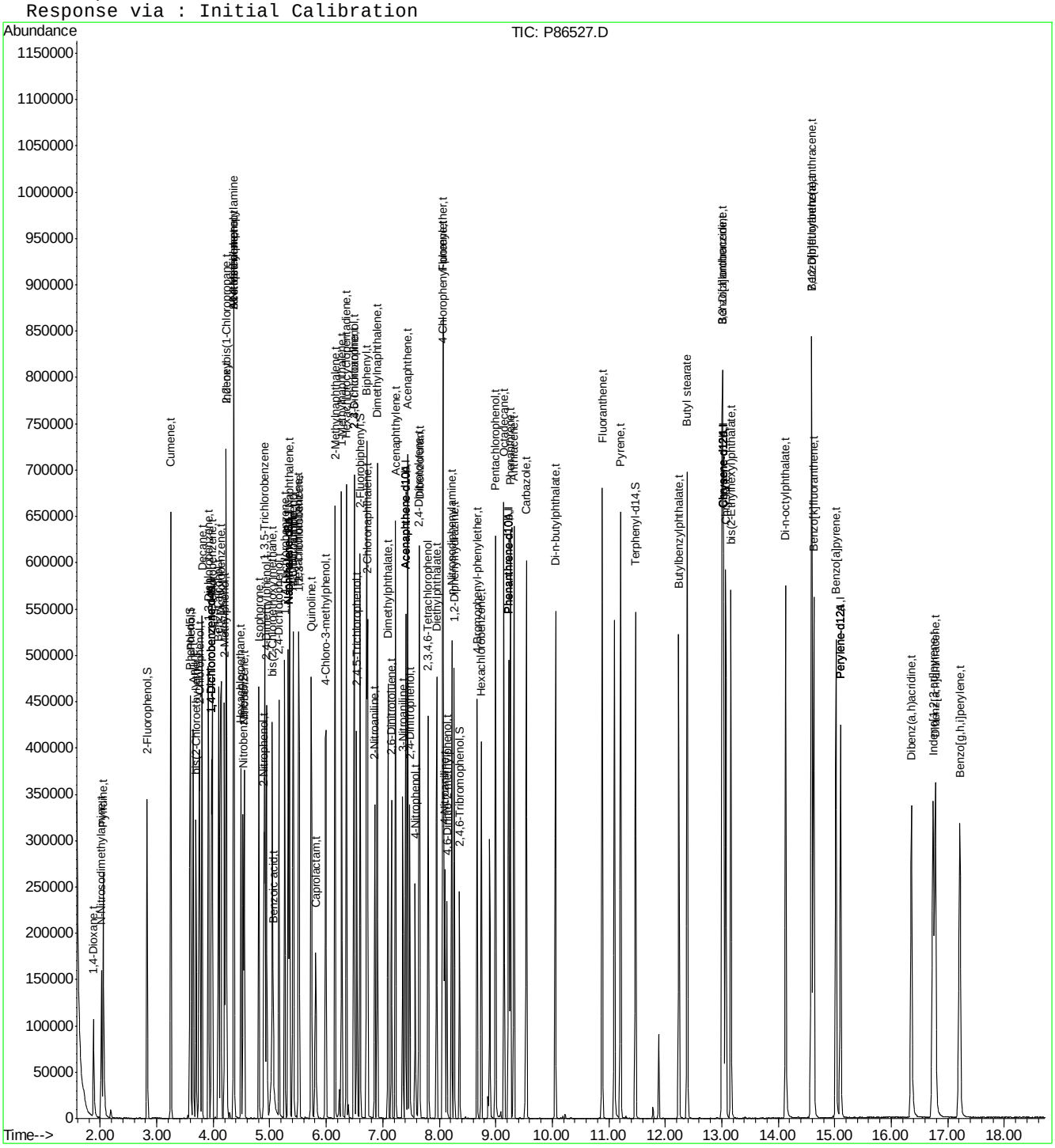

ACCUTEST LABORATORIES JB70128

Manual Integration Approval Summary

Sample Number:	EP3684-ICC3684	**Method:**	SW846 8270D
Lab FileID:	P86527.D	**Analyst approved:**	06/23/14 09:23 Kristi Schollenberger
Injection Time:	06/20/14 17:53	**Supervisor approved:**	06/26/14 19:08 Nina Pandya

Parameter	CAS	Sig#	R.T. (min.)	Reason
Indeno(1,2,3-cd)pyrene	193-39-5		16.74	Split peak

Quantitation Report (Qedit)

Data File : C:\MSDCHEM\1\DATA\EP3684\P86527.D Vial: 6
Acq On : 20 Jun 2014 5:53 pm Operator: saraw
Sample : icc3684-50 Inst : MSP
Misc : op75641,ep3684,1000,,,1,1 Multiplr: 1.00
MS Integration Params: rteint.p
Quant Time: Jun 20 18:28 2014 Quant Results File: temp.res

Method : C:\MSDCHEM\1\METHODS\MP3684.M (RTE Integrator)
Title : Semi Volatile Extractables by GC/MS
Last Update : Mon Jun 23 08:47:16 2014
Response via : Multiple Level Calibration

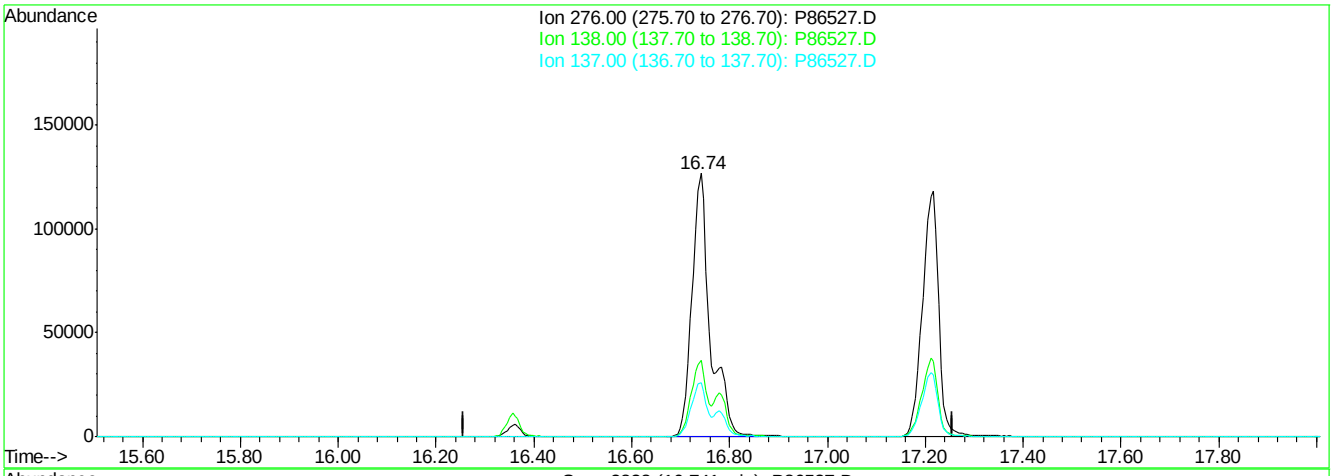

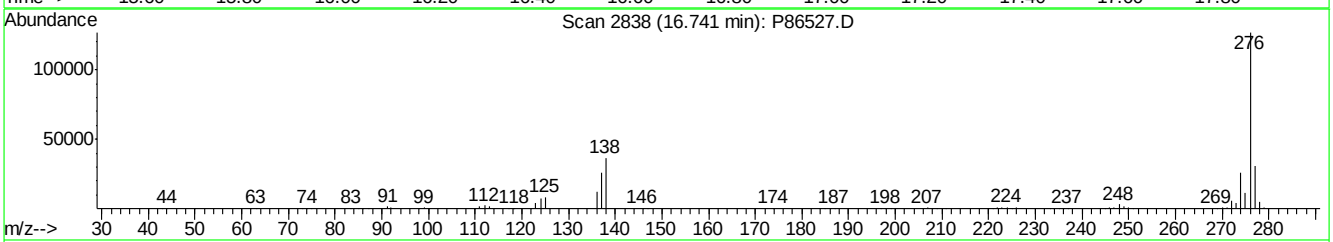

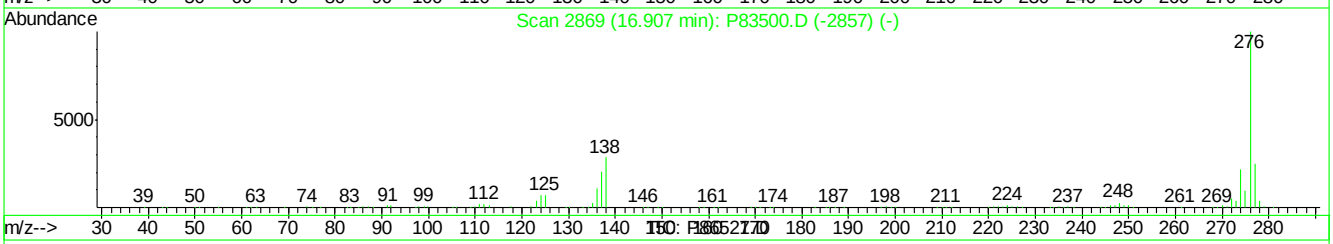

(97) Indeno[1,2,3-cd]pyrene (t)

16.74min 53.99ppb m

response 328843

Ion	Exp%	Act%
276.00	100	100
138.00	28.10	28.77
137.00	19.50	20.61
0.00	0.00	0.00

P86527.D MP3684.M Thu Jun 26 15:25:11 2014

Quantitation Report (QT Reviewed)

Data File : C:\MSDCHEM\1\DATA\EP3684\P86528.D Vial: 7
Acq On : 20 Jun 2014 6:19 pm Operator: saraw
Sample : ic3684-5 Inst : MSP
Misc : op75641,ep3684,1000,,,1,1 Multiplr: 1.00
MS Integration Params: rteint.p
Quant Time: Jun 21 13:13:04 2014 Quant Results File: MP3684.RES

Quant Method : C:\MSDCHEM\1\METHODS\MP3684.M (RTE Integrator)
Title : Semi Volatile Extractables by GC/MS
Last Update : Sat Jun 21 13:12:30 2014
Response via : Initial Calibration
DataAcq Meth : MP3684

Internal Standards	R.T.	QIon	Response	Conc	Units	Dev(Min)
1) 1,4-Dichlorobenzene-d4	3.96	152	71672	40.00	ppb	0.00
24) Naphthalene-d8	5.32	136	262105	40.00	ppb	0.00
47) Acenaphthene-d10	7.40	164	154849	40.00	ppb	0.00
69) Phenanthrene-d10	9.22	188	246483	40.00	ppb	0.00
83) Chrysene-d12	13.02	240	248388	40.00	ppb	-0.01
92) Perylene-d12	15.10	264	227177	40.00	ppb	0.00
102) 1,4-Dichlorobenzene-d4A	3.96	152	71672	40.00	ppb	0.00
112) Naphthalene-d8A	5.32	136	262105	40.00	ppb	0.00
120) Acenaphthene-d10A	7.40	164	154849	40.00	ppb	0.00
131) Phenanthrene-d10A	9.22	188	246483	40.00	ppb	0.00
146) Chrysene-d12A	13.02	240	248388	40.00	ppb	-0.01
154) Perylene-d12A	15.10	264	227177	40.00	ppb	0.00
157) 1,4-Dichlorobenzene-d4b	3.96	152	71672	40.00	ppb	0.00
159) Phenanthrene-d10b	9.22	188	246483	40.00	ppb	0.00
161) Chrysene-d12b	13.02	240	248388	40.00	ppb	-0.01
163) Naphthalene-d8b	5.32	136	262105	40.00	ppb	0.00
165) Acenaphthene-d10b	7.40	164	154849	40.00	ppb	0.00
167) Naphthalene-d8c	5.32	136	262105	40.00	ppb	0.00
172) 1,4-Dichlorobenzene-d4a	3.96	152	71672	40.00	ppb	-0.03
174) Chrysene-d12c	13.02	240	248388	40.00	ppb	-0.01
176) Chrysene-d12d	13.02	240	248388	40.00	ppb	-0.01
178) Naphthalene-d8a	5.32	136	262105	40.00	ppb	0.02
180) Naphthalene-d8b	5.32	136	262105	40.00	ppb	-0.08
182) Perylene-d12a	15.10	264	227177	40.00	ppb	-0.20
System Monitoring Compounds						
5) 2-Fluorophenol	2.83	112	13973	5.11	ppb	0.00
Spiked Amount 50.000			Recovery = 10.22%			
8) Phenol-d5	3.58	99	17925	5.39	ppb	0.00
Spiked Amount 50.000			Recovery = 10.78%			
25) Nitrobenzene-d5	4.52	82	13255	5.31	ppb	0.00
Spiked Amount 50.000			Recovery = 10.62%			
51) 2-Fluorobiphenyl	6.60	172	26889	5.54	ppb	0.00
Spiked Amount 50.000			Recovery = 11.08%			
73) 2,4,6-Tribromophenol	8.35	330	2931	5.24	ppb	-0.01
Spiked Amount 50.000			Recovery = 10.48%			
85) Terphenyl-d14	11.47	244	27554	5.22	ppb	0.00
Spiked Amount 50.000			Recovery = 10.44%			
Target Compounds						Qvalue
2) 1,4-Dioxane	1.88	88	6260	5.09	ppb	98
3) Pyridine	2.06	79	16143	5.21	ppb	98
4) N-Nitrosodimethylamine	2.02	42	5256	5.03	ppb	93
6) Indene	4.22	116	23350	5.62	ppb	97
7) Cumene	3.25	105	34387	5.46	ppb	99
9) Phenol	3.59	94	18516	5.43	ppb	97
10) Aniline	3.64	93	23438	5.50	ppb	98
11) bis(2-Chloroethyl)ether	3.69	93	13853	5.45	ppb	98
12) 2-Chlorophenol	3.76	128	14217	5.49	ppb	98
13) Decane	3.80	43	13828	5.66	ppb	91

(#) = qualifier out of range (m) = manual integration
P86528.D MP3684.M Mon Jun 23 08:16:06 2014 Page 1

9.6.93
6

Quantitation Report (QT Reviewed)

Data File : C:\MSDCHEM\1\DATA\EP3684\P86528.D Vial: 7
Acq On : 20 Jun 2014 6:19 pm Operator: saraw
Sample : ic3684-5 Inst : MSP
Misc : op75641,ep3684,1000,,,1,1 Multiplr: 1.00
MS Integration Params: rteint.p
Quant Time: Jun 21 13:13:04 2014 Quant Results File: MP3684.RES

Quant Method : C:\MSDCHEM\1\METHODS\MP3684.M (RTE Integrator)
Title : Semi Volatile Extractables by GC/MS
Last Update : Sat Jun 21 13:12:30 2014
Response via : Initial Calibration
DataAcq Meth : MP3684

	Compound	R.T.	QIon	Response	Conc	Unit		Qvalue
14)	1,3-Dichlorobenzene	3.91	146	15929	5.45	ppb		97
15)	1,4-Dichlorobenzene	3.98	146	15425	5.42	ppb		97
16)	Benzyl alcohol	4.09	108	9212	5.30	ppb		97
17)	1,2-Dichlorobenzene	4.13	146	15041	5.60	ppb		98
18)	Acetophenone	4.36	105	19220	5.75	ppb		99
19)	2-Methylphenol	4.19	108	13098	5.31	ppb		95
20)	2,2'-oxybis(1-Chloropropan	4.23	121	4162	5.42	ppb	#	99
21)	3&4-Methylphenol	4.35	108	13850	5.61	ppb		98
22)	n-Nitroso-di-n-propylamine	4.36	70	8896	5.60	ppb		94
23)	Hexachloroethane	4.49	201	5555	5.42	ppb		92
26)	Nitrobenzene	4.54	77	13848	5.36	ppb		96
27)	Quinoline	5.73	129	26913	5.31	ppb		96
28)	Isophorone	4.80	82	25272	5.35	ppb		99
29)	2-Nitrophenol	4.89	139	6869	5.10	ppb		92
30)	2,4-Dimethylphenol	4.93	107	12292	5.40	ppb		97
31)	Benzoic acid	4.99	105	5689	3.23	ppb		92
32)	bis(2-Chloroethoxy)methane	5.04	93	15058	5.34	ppb		99
33)	2,4-Dichlorophenol	5.16	162	10912	5.30	ppb		98
34)	2,6-Dichlorophenol	5.42	162	10550	5.43	ppb		98
35)	1,3,5-Trichlorobenzene	4.91	180	13457	5.52	ppb		100
36)	1,2,4-Trichlorobenzene	5.26	180	12649	5.40	ppb		98
37)	1,2,3-Trichlorobenzene	5.51	180	12106	5.46	ppb		99
38)	Naphthalene	5.35	128	38980	5.55	ppb		96
39)	4-Chloroaniline	5.40	127	16515	5.52	ppb		99
40)	2,3-Dichloroaniline	6.48	161	14052	5.63	ppb		97
41)	Caprolactam	5.77	55	5565	5.18	ppb		94
42)	Hexachlorobutadiene	5.50	225	6264	5.26	ppb		91
43)	4-Chloro-3-methylphenol	5.98	107	10901	5.32	ppb		94
44)	2-Methylnaphthalene	6.15	141	22080	5.44	ppb		98
45)	1-Methylnaphthalene	6.26	142	26106	5.48	ppb		98
46)	Dimethylnaphthalene	6.90	156	23515	5.49	ppb		97
48)	Hexachlorocyclopentadiene	6.35	237	11631	10.11	ppb		98
49)	2,4,6-Trichlorophenol	6.49	196	7201	5.44	ppb		95
50)	2,4,5-Trichlorophenol	6.53	196	8019	5.38	ppb		97
52)	2-Chloronaphthalene	6.72	162	24305	5.64	ppb		96
53)	Biphenyl	6.71	154	32875	5.62	ppb		99
54)	2-Nitroaniline	6.85	65	6032	5.04	ppb		97
55)	Dimethylphthalate	7.08	163	25192	5.25	ppb		99
56)	Acenaphthylene	7.22	152	37870	5.50	ppb		99
57)	2,6-Dinitrotoluene	7.15	165	5500	5.16	ppb		99
58)	3-Nitroaniline	7.34	138	6712	5.03	ppb		98
59)	Acenaphthene	7.43	153	23545	5.46	ppb		97
60)	2,4-Dinitrophenol	7.47	184	2169	11.28	ppb		84
61)	4-Nitrophenol	7.57	109	2388	4.31	ppb		94
62)	Dibenzofuran	7.64	168	33569	5.64	ppb		97
63)	2,4-Dinitrotoluene	7.63	165	7319	5.33	ppb		96
64)	2,3,4,6-Tetrachlorophenol	7.80	232	5654	4.93	ppb		96
65)	Diethylphthalate	7.94	149	24385	5.44	ppb		99
66)	Fluorene	8.06	166	27382	5.76	ppb		99

(#) = qualifier out of range (m) = manual integration

Quantitation Report (QT Reviewed)

Data File : C:\MSDCHEM\1\DATA\EP3684\P86528.D Vial: 7
Acq On : 20 Jun 2014 6:19 pm Operator: saraw
Sample : ic3684-5 Inst : MSP
Misc : op75641,ep3684,1000,,,1,1 Multiplr: 1.00
MS Integration Params: rteint.p
Quant Time: Jun 21 13:13:04 2014 Quant Results File: MP3684.RES

Quant Method : C:\MSDCHEM\1\METHODS\MP3684.M (RTE Integrator)
Title : Semi Volatile Extractables by GC/MS
Last Update : Sat Jun 21 13:12:30 2014
Response via : Initial Calibration
DataAcq Meth : MP3684

	Compound	R.T.	QIon	Response	Conc	Unit	Qvalue
67)	4-Chlorophenyl-phenylether	8.07	204	12869	5.66	ppb	96
68)	4-Nitroaniline	8.08	138	7091	5.36	ppb	94
70)	4,6-Dinitro-2-methylphenol	8.12	198	2512	2.96	ppb	92
71)	n-Nitrosodiphenylamine	8.21	169	18197	5.53	ppb	97
72)	1,2-Diphenylhydrazine	8.26	77	26570	5.58	ppb	97
74)	4-Bromophenyl-phenylether	8.66	248	7120	5.38	ppb	95
75)	Hexachlorobenzene	8.74	284	7379	5.48	ppb	87
76)	Pentachlorophenol	8.99	266	7776	10.05	ppb	94
77)	Phenanthrene	9.25	178	38267	5.51	ppb	97
78)	Anthracene	9.32	178	39695	5.65	ppb	99
79)	Carbazole	9.53	167	36965	5.50	ppb	99
80)	Di-n-butylphthalate	10.05	149	40361	5.38	ppb	100
81)	Fluoranthene	10.88	202	42268	5.43	ppb	99
82)	Octadecane	9.14	57	16415	5.51	ppb	98
84)	Pyrene	11.20	202	45986	5.42	ppb	100
86)	Butylbenzylphthalate	12.23	149	17126	4.91	ppb	95
87)	Butyl stearate	12.38	56	15960	5.38	ppb	97
88)	Benzo[a]anthracene	13.01	228	37587	5.25	ppb	98
89)	3,3'-Dichlorobenzidine	13.00	252	13516	5.14	ppb	99
90)	Chrysene	13.06	228	35525	5.27	ppb	98
91)	bis(2-Ethylhexyl)phthalate	13.16	149	22735	5.05	ppb	99
93)	Di-n-octylphthalate	14.12	149	38180	5.00	ppb	99
94)	Benzo[b]fluoranthene	14.57	252	36348	5.38	ppb	96
95)	Benzo[k]fluoranthene	14.61	252	37094	5.50	ppb	97
96)	Benzo[a]pyrene	15.01	252	31720	5.09	ppb	98
97)	Indeno[1,2,3-cd]pyrene	16.71	276	35136	4.95	ppb	98
98)	Dibenz(a,h)acridine	16.35	279	25118	4.91	ppb	97
99)	Dibenz[a,h]anthracene	16.76	278	29134	5.02	ppb	94
100)	7,12-Dimethylbenz(a)anthra	14.57	256	16585	5.35	ppb	98
101)	Benzo[g,h,i]perylene	17.18	276	29321	4.91	ppb	97

(#) = qualifier out of range (m) = manual integration (+) = signals summed

Quantitation Report (QT Reviewed)

Data File : C:\MSDCHEM\1\DATA\EP3684\P86528.D Vial: 7
Acq On : 20 Jun 2014 6:19 pm Operator: saraw
Sample : ic3684-5 Inst : MSP
Misc : op75641,ep3684,1000,,,1,1 Multiplr: 1.00
MS Integration Params: rteint.p
Quant Time: Jun 21 13:14 2014 Quant Results File: MP3684.RES

Method : C:\MSDCHEM\1\METHODS\MP3684.M (RTE Integrator)
Title : Semi Volatile Extractables by GC/MS
Last Update : Sat Jun 21 13:15:25 2014
Response via : Initial Calibration

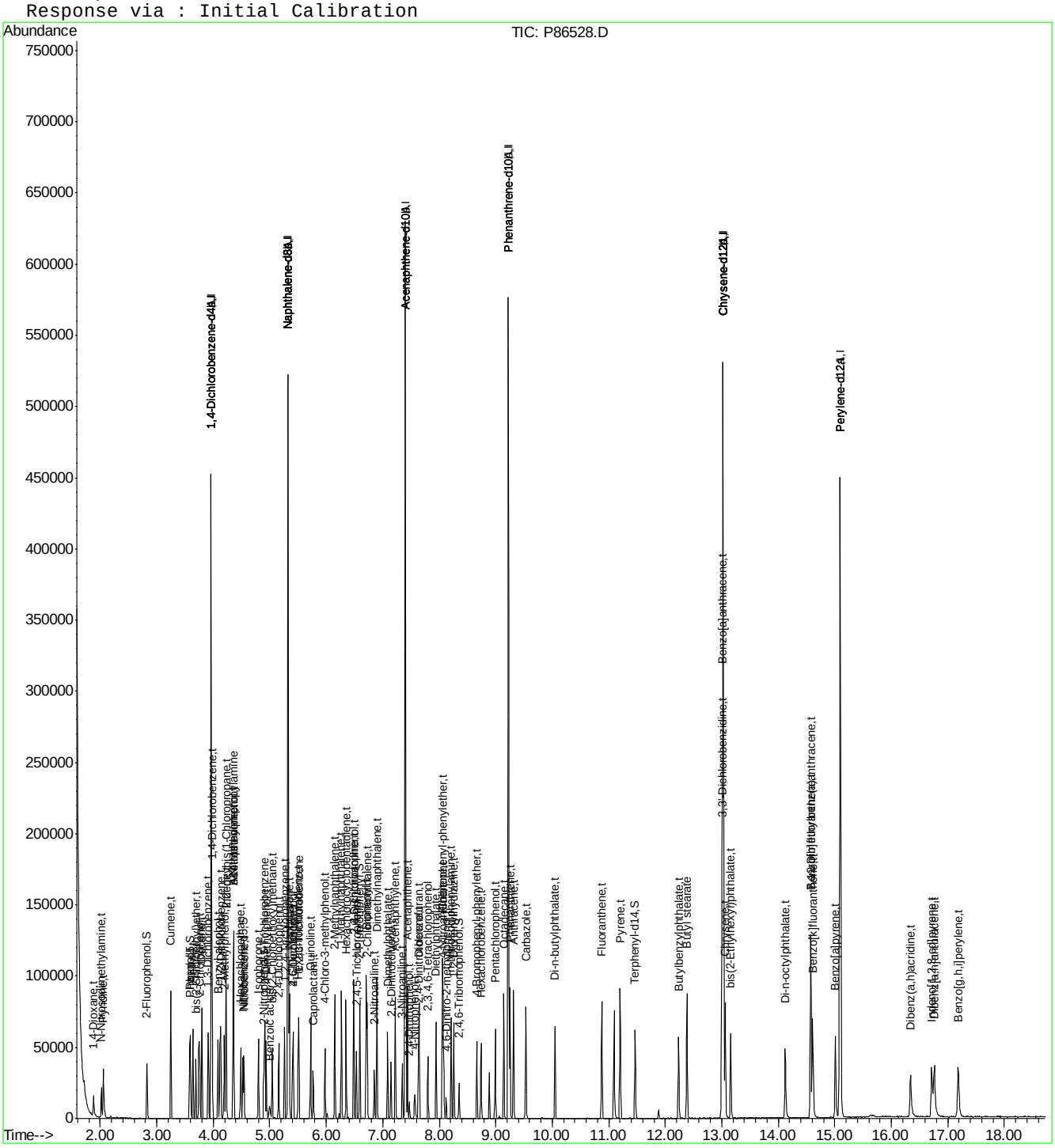

ACCUTEST LABORATORIES JB70128

P86529.D

Manual Integrations APPROVED (compounds with "m" flag)

Nina Pandya 06/26/14 18:53

Quantitation Report (QT Reviewed)

Data File : C:\MSDCHEM\1\DATA\EP3684\P86529.D Vial: 8
Acq On : 20 Jun 2014 6:45 pm Operator: saraw
Sample : ic3684-25 Inst : MSP
Misc : op75641,ep3684,1000,,,1,1 Multiplr: 1.00
MS Integration Params: rteint.p
Quant Time: Jun 20 19:04:35 2014 Quant Results File: MP3684.RES

Quant Method : C:\MSDCHEM\1\METHODS\MP3684.M (RTE Integrator)
Title : Semi Volatile Extractables by GC/MS
Last Update : Fri Jun 20 18:31:27 2014
Response via : Initial Calibration
DataAcq Meth : MP3684

Internal Standards	R.T.	QIon	Response	Conc	Units	Dev(Min)
1) 1,4-Dichlorobenzene-d4	3.96	152	68440	40.00	ppb	0.00
24) Naphthalene-d8	5.32	136	254411	40.00	ppb	0.00
47) Acenaphthene-d10	7.40	164	148421	40.00	ppb	0.00
69) Phenanthrene-d10	9.22	188	239222	40.00	ppb	0.00
83) Chrysene-d12	13.03	240	233665	40.00	ppb	0.00
92) Perylene-d12	15.10	264	220133	40.00	ppb	0.00
102) 1,4-Dichlorobenzene-d4A	3.96	152	68440	40.00	ppb	0.00
112) Naphthalene-d8A	5.32	136	254411	40.00	ppb	0.00
120) Acenaphthene-d10A	7.40	164	148421	40.00	ppb	0.00
131) Phenanthrene-d10A	9.22	188	239222	40.00	ppb	0.00
146) Chrysene-d12A	13.03	240	233665	40.00	ppb	0.00
154) Perylene-d12A	15.10	264	220133	40.00	ppb	0.00
157) 1,4-Dichlorobenzene-d4b	3.96	152	68440	40.00	ppb	0.00
159) Phenanthrene-d10b	9.22	188	239222	40.00	ppb	0.00
161) Chrysene-d12b	13.03	240	233665	40.00	ppb	0.00
163) Naphthalene-d8b	5.32	136	254411	40.00	ppb	0.00
165) Acenaphthene-d10b	7.40	164	148421	40.00	ppb	0.00
167) Naphthalene-d8c	5.32	136	254411	40.00	ppb	0.00
172) 1,4-Dichlorobenzene-d4a	3.96	152	68440	40.00	ppb	-0.03
174) Chrysene-d12c	13.03	240	233665	40.00	ppb	0.00
176) Chrysene-d12d	13.03	240	233665	40.00	ppb	0.00
178) Naphthalene-d8a	5.32	136	254411	40.00	ppb	0.02
180) Naphthalene-d8b	5.32	136	254411	40.00	ppb	-0.08
182) Perylene-d12a	15.10	264	220133	40.00	ppb	-0.20
System Monitoring Compounds						
5) 2-Fluorophenol	2.82	112	68410	26.87	ppb	0.00
Spiked Amount 50.000			Recovery = 53.74%			
8) Phenol-d5	3.58	99	82060	26.74	ppb	0.00
Spiked Amount 50.000			Recovery = 53.48%			
25) Nitrobenzene-d5	4.52	82	61278	25.84	ppb	0.00
Spiked Amount 50.000			Recovery = 51.68%			
51) 2-Fluorobiphenyl	6.60	172	119957	26.83	ppb	0.00
Spiked Amount 50.000			Recovery = 53.66%			
73) 2,4,6-Tribromophenol	8.35	330	14474	27.58	ppb	0.00
Spiked Amount 50.000			Recovery = 55.16%			
85) Terphenyl-d14	11.47	244	128290	26.34	ppb	0.00
Spiked Amount 50.000			Recovery = 52.68%			
Target Compounds						Qvalue
2) 1,4-Dioxane	1.88	88	29573	25.27	ppb	99
3) Pyridine	2.05	79	75932	26.16	ppb	99
4) N-Nitrosodimethylamine	2.02	42	25094	25.25	ppb	99
6) Indene	4.22	116	100485	26.55	ppb	99
7) Cumene	3.25	105	154909	26.78	ppb	98
9) Phenol	3.60	94	84064	26.86	ppb	97
10) Aniline	3.64	93	104213	26.65	ppb	98
11) bis(2-Chloroethyl)ether	3.69	93	61156	25.98	ppb	98
12) 2-Chlorophenol	3.76	128	62829	26.38	ppb	97
13) Decane	3.80	43	58540	26.15	ppb	96

(#) = qualifier out of range (m) = manual integration
P86529.D MP3684.M Mon Jun 23 08:16:15 2014 Page 1

9.6.64

9

Quantitation Report (QT Reviewed)

Data File : C:\MSDCHEM\1\DATA\EP3684\P86529.D Vial: 8
Acq On : 20 Jun 2014 6:45 pm Operator: saraw
Sample : ic3684-25 Inst : MSP
Misc : op75641,ep3684,1000,,,1,1 Multiplr: 1.00
MS Integration Params: rteint.p
Quant Time: Jun 20 19:04:35 2014 Quant Results File: MP3684.RES

Quant Method : C:\MSDCHEM\1\METHODS\MP3684.M (RTE Integrator)
Title : Semi Volatile Extractables by GC/MS
Last Update : Fri Jun 20 18:31:27 2014
Response via : Initial Calibration
DataAcq Meth : MP3684

Compound	R.T.	QIon	Response	Conc	Unit	Qvalue
14) 1,3-Dichlorobenzene	3.91	146	71473	26.40	ppb	99
15) 1,4-Dichlorobenzene	3.98	146	68368	25.89	ppb	99
16) Benzyl alcohol	4.09	108	44340	27.61	ppb	98
17) 1,2-Dichlorobenzene	4.13	146	65517	26.65	ppb	99
18) Acetophenone	4.36	105	81106	26.88	ppb	99
19) 2-Methylphenol	4.20	108	60717	26.58	ppb	99
20) 2,2'-oxybis(1-Chloropropan	4.23	121	18810	27.20	ppb	98
21) 3&4-Methylphenol	4.35	108	62753	28.35	ppb	98
22) n-Nitroso-di-n-propylamine	4.36	70	37426	25.55	ppb	98
23) Hexachloroethane	4.49	201	24923	26.23	ppb	94
26) Nitrobenzene	4.54	77	63503	26.05	ppb	99
27) Quinoline	5.73	129	124731	26.00	ppb	99
28) Isophorone	4.80	82	116994	26.28	ppb	99
29) 2-Nitrophenol	4.89	139	34439	26.99	ppb	98
30) 2,4-Dimethylphenol	4.94	107	58106	27.36	ppb	95
31) Benzoic acid	5.04	105	39811	25.27	ppb	98
32) bis(2-Chloroethoxy)methane	5.04	93	68379	25.64	ppb	99
33) 2,4-Dichlorophenol	5.16	162	52026	26.93	ppb	98
34) 2,6-Dichlorophenol	5.42	162	49177	27.17	ppb	99
35) 1,3,5-Trichlorobenzene	4.91	180	59717	26.27	ppb	100
36) 1,2,4-Trichlorobenzene	5.26	180	57237	25.91	ppb	100
37) 1,2,3-Trichlorobenzene	5.52	180	54444	26.20	ppb	100
38) Naphthalene	5.35	128	171377	26.09	ppb	99
39) 4-Chloroaniline	5.40	127	76315	27.56	ppb	99
40) 2,3-Dichloroaniline	6.48	161	61016	26.19	ppb	100
41) Caprolactam	5.79	55	26081	25.37	ppb	99
42) Hexachlorobutadiene	5.50	225	28999	25.62	ppb	99
43) 4-Chloro-3-methylphenol	5.98	107	52174	27.21	ppb	97
44) 2-Methylnaphthalene	6.15	141	101095	26.66	ppb	99
45) 1-Methylnaphthalene	6.27	142	117727	26.50	ppb	99
46) Dimethylnaphthalene	6.90	156	106072	26.53	ppb	98
48) Hexachlorocyclopentadiene	6.35	237	61246	57.93	ppb	98
49) 2,4,6-Trichlorophenol	6.49	196	34171	28.38	ppb	100
50) 2,4,5-Trichlorophenol	6.53	196	37948	27.81	ppb	97
52) 2-Chloronaphthalene	6.73	162	105501	26.72	ppb	99
53) Biphenyl	6.71	154	144851	27.08	ppb	99
54) 2-Nitroaniline	6.85	65	30820	27.54	ppb	99
55) Dimethylphthalate	7.09	163	116282	25.75	ppb	100
56) Acenaphthylene	7.22	152	171525	27.09	ppb	99
57) 2,6-Dinitrotoluene	7.15	165	28066	28.52	ppb	99
58) 3-Nitroaniline	7.35	138	35525	28.75	ppb	96
59) Acenaphthene	7.43	153	105320	26.33	ppb	98
60) 2,4-Dinitrophenol	7.47	184	26095	44.76	ppb	88
61) 4-Nitrophenol	7.57	109	14724	27.66	ppb	96
62) Dibenzofuran	7.64	168	146801	27.04	ppb	98
63) 2,4-Dinitrotoluene	7.63	165	36922	29.79	ppb	98
64) 2,3,4,6-Tetrachlorophenol	7.80	232	30451	28.53	ppb	98
65) Diethylphthalate	7.95	149	111845	26.97	ppb	99
66) Fluorene	8.06	166	119114	27.75	ppb	100

(#) = qualifier out of range (m) = manual integration

Quantitation Report (QT Reviewed)

Data File : C:\MSDCHEM\1\DATA\EP3684\P86529.D Vial: 8
Acq On : 20 Jun 2014 6:45 pm Operator: saraw
Sample : ic3684-25 Inst : MSP
Misc : op75641,ep3684,1000,,,1,1 Multiplr: 1.00
MS Integration Params: rteint.p
Quant Time: Jun 20 19:04:35 2014 Quant Results File: MP3684.RES

Quant Method : C:\MSDCHEM\1\METHODS\MP3684.M (RTE Integrator)
Title : Semi Volatile Extractables by GC/MS
Last Update : Fri Jun 20 18:31:27 2014
Response via : Initial Calibration
DataAcq Meth : MP3684

	Compound	R.T.	QIon	Response	Conc	Unit	Qvalue
67)	4-Chlorophenyl-phenylether	8.07	204	55861	26.88	ppb	98
68)	4-Nitroaniline	8.09	138	34000	27.90	ppb	99
70)	4,6-Dinitro-2-methylphenol	8.12	198	20488	24.00	ppb	92
71)	n-Nitrosodiphenylamine	8.21	169	81943	26.82	ppb	99
72)	1,2-Diphenylhydrazine	8.26	77	118193	26.72	ppb	97
74)	4-Bromophenyl-phenylether	8.66	248	33438	26.92	ppb	98
75)	Hexachlorobenzene	8.74	284	33831	26.96	ppb	99
76)	Pentachlorophenol	8.99	266	44523	63.28	ppb	98
77)	Phenanthrene	9.26	178	169739	26.10	ppb	99
78)	Anthracene	9.32	178	178223	27.58	ppb	99
79)	Carbazole	9.54	167	170315	27.29	ppb	99
80)	Di-n-butylphthalate	10.05	149	192706	27.63	ppb	99
81)	Fluoranthene	10.88	202	197035	27.23	ppb	99
82)	Octadecane	9.14	57	77249	28.27	ppb	99
84)	Pyrene	11.20	202	205444	26.54	ppb	99
86)	Butylbenzylphthalate	12.24	149	86964	26.77	ppb	99
87)	Butyl stearate	12.38	56	76164	28.85	ppb	98
88)	Benzo[a]anthracene	13.01	228	170089	25.63	ppb	99
89)	3,3'-Dichlorobenzidine	13.00	252	65026	26.92	ppb	99
90)	Chrysene	13.07	228	160395	25.77	ppb	99
91)	bis(2-Ethylhexyl)phthalate	13.16	149	113632	27.50	ppb	99
93)	Di-n-octylphthalate	14.12	149	206701	28.89	ppb	100
94)	Benzo[b]fluoranthene	14.58	252	166106	26.09	ppb	98
95)	Benzo[k]fluoranthene	14.62	252	167867	26.96	ppb	99
96)	Benzo[a]pyrene	15.02	252	158377	26.73	ppb	98
97)	Indeno[1,2,3-cd]pyrene	16.73	276	176649m	25.76	ppb	
98)	Dibenz(a,h)acridine	16.35	279	129775	26.24	ppb	99
99)	Dibenz[a,h]anthracene	16.77	278	146570	26.40	ppb	97
100)	7,12-Dimethylbenz(a)anthra	14.58	256	79266	27.31	ppb	99
101)	Benzo[g,h,i]perylene	17.20	276	146806	25.33	ppb	98

(#) = qualifier out of range (m) = manual integration (+) = signals summed

Quantitation Report (QT Reviewed)

Data File : C:\MSDCHEM\1\DATA\EP3684\P86529.D Vial: 8
Acq On : 20 Jun 2014 6:45 pm Operator: saraw
Sample : ic3684-25 Inst : MSP
Misc : op75641,ep3684,1000,,,1,1 Multiplr: 1.00
MS Integration Params: rteint.p
Quant Time: Jun 21 13:08 2014 Quant Results File: MP3684.RES

Method : C:\MSDCHEM\1\METHODS\MP3684.M (RTE Integrator)
Title : Semi Volatile Extractables by GC/MS
Last Update : Sat Jun 21 13:15:25 2014
Response via : Initial Calibration

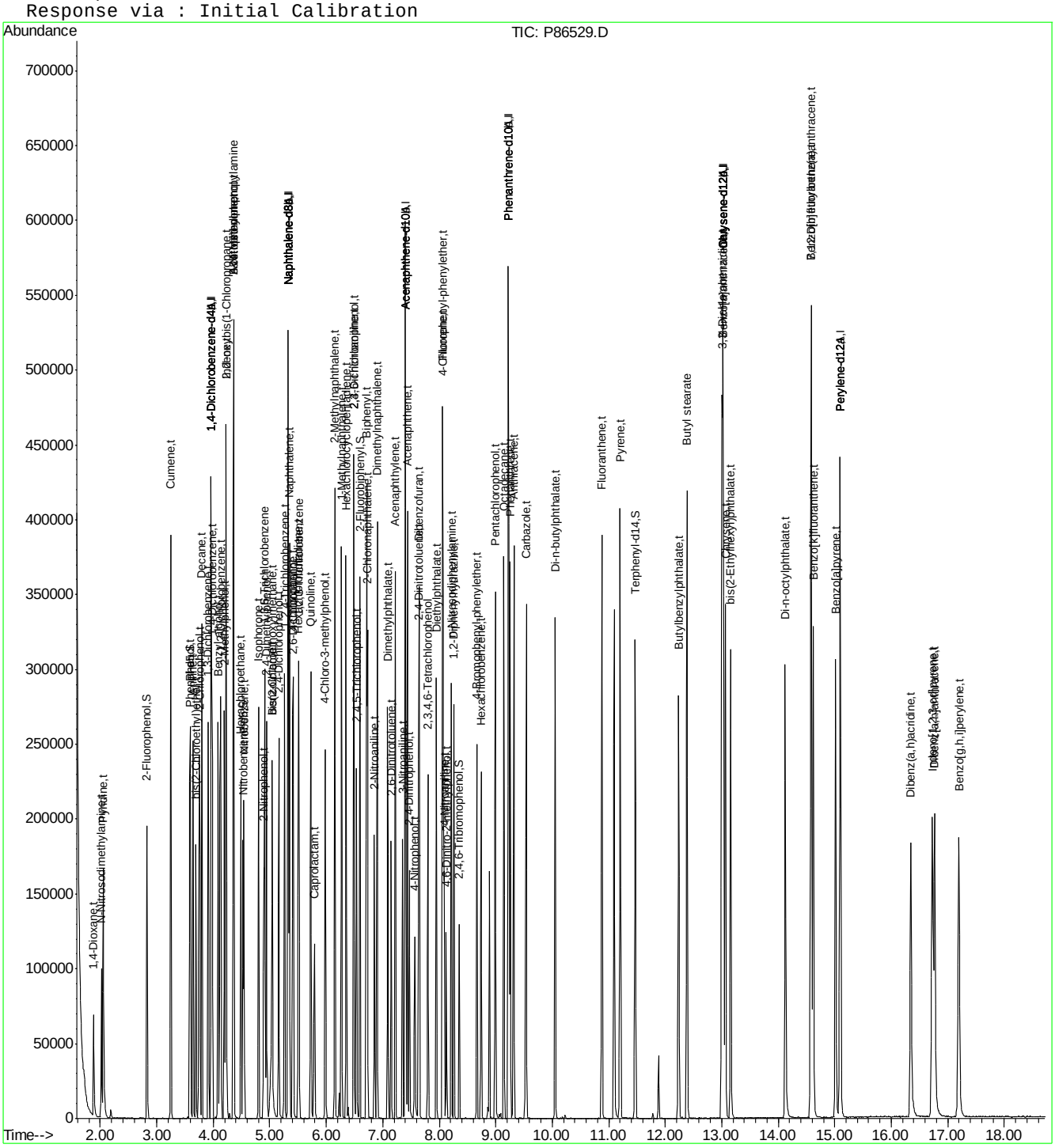

ACCUTEST LABORATORIES JB70128

Manual Integration Approval Summary

Sample Number:	EP3684-IC3684	**Method:**	SW846 8270D
Lab FileID:	P86529.D	**Analyst approved:**	06/23/14 09:23 Kristi Schollenberger
Injection Time:	06/20/14 18:45	**Supervisor approved:**	06/26/14 18:53 Nina Pandya

Parameter	CAS	Sig#	R.T. (min.)	Reason
Indeno(1,2,3-cd)pyrene	193-39-5		16.73	Split peak

Quantitation Report (Qedit)

Data File : C:\MSDCHEM\1\DATA\EP3684\P86529.D Vial: 8
Acq On : 20 Jun 2014 6:45 pm Operator: saraw
Sample : ic3684-25 Inst : MSP
Misc : op75641,ep3684,1000,,,1,1 Multiplr: 1.00
MS Integration Params: rteint.p
Quant Time: Jun 21 13:08 2014 Quant Results File: temp.res

Method : C:\MSDCHEM\1\METHODS\MP3684.M (RTE Integrator)
Title : Semi Volatile Extractables by GC/MS
Last Update : Mon Jun 23 08:47:16 2014
Response via : Multiple Level Calibration

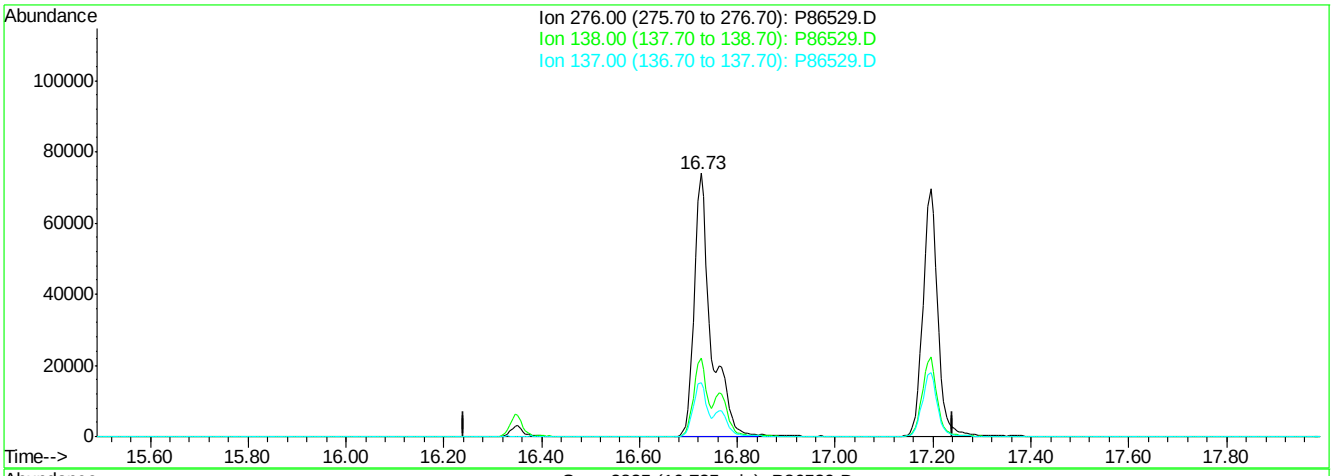

(97) Indeno[1,2,3-cd]pyrene (t)

16.73min 25.76ppb m

response 176649

Ion	Exp%	Act%
276.00	100	100
138.00	28.80	29.63
137.00	20.60	20.60
0.00	0.00	0.00

P86529.D MP3684.M Thu Jun 26 15:25:44 2014

Manual Integrations APPROVED (compounds with "m" flag)
Nina Pandya
06/26/14 18:53

Quantitation Report (QT Reviewed)

Data File : C:\MSDCHEM\1\DATA\EP3684\P86530.D Vial: 9
Acq On : 20 Jun 2014 7:11 pm Operator: saraw
Sample : ic3684-10 Inst : MSP
Misc : op75641,ep3684,1000,,,1,1 Multiplr: 1.00
MS Integration Params: rteint.p
Quant Time: Jun 20 19:30:46 2014 Quant Results File: MP3684.RES

Quant Method : C:\MSDCHEM\1\METHODS\MP3684.M (RTE Integrator)
Title : Semi Volatile Extractables by GC/MS
Last Update : Fri Jun 20 18:31:27 2014
Response via : Initial Calibration
DataAcq Meth : MP3684

Internal Standards	R.T.	QIon	Response	Conc	Units	Dev(Min)
1) 1,4-Dichlorobenzene-d4	3.96	152	73851	40.00	ppb	0.00
24) Naphthalene-d8	5.32	136	270808	40.00	ppb	0.00
47) Acenaphthene-d10	7.40	164	162185	40.00	ppb	0.00
69) Phenanthrene-d10	9.22	188	257626	40.00	ppb	0.00
83) Chrysene-d12	13.02	240	259998	40.00	ppb	-0.01
92) Perylene-d12	15.10	264	239940	40.00	ppb	0.00
102) 1,4-Dichlorobenzene-d4A	3.96	152	73851	40.00	ppb	0.00
112) Naphthalene-d8A	5.32	136	270808	40.00	ppb	0.00
120) Acenaphthene-d10A	7.40	164	162185	40.00	ppb	0.00
131) Phenanthrene-d10A	9.22	188	257626	40.00	ppb	0.00
146) Chrysene-d12A	13.02	240	259998	40.00	ppb	-0.01
154) Perylene-d12A	15.10	264	239940	40.00	ppb	0.00
157) 1,4-Dichlorobenzene-d4b	3.96	152	73851	40.00	ppb	0.00
159) Phenanthrene-d10b	9.22	188	257626	40.00	ppb	0.00
161) Chrysene-d12b	13.02	240	259998	40.00	ppb	-0.01
163) Naphthalene-d8b	5.32	136	270808	40.00	ppb	0.00
165) Acenaphthene-d10b	7.40	164	162185	40.00	ppb	0.00
167) Naphthalene-d8c	5.32	136	270808	40.00	ppb	0.00
172) 1,4-Dichlorobenzene-d4a	3.96	152	73851	40.00	ppb	-0.03
174) Chrysene-d12c	13.02	240	259998	40.00	ppb	-0.01
176) Chrysene-d12d	13.02	240	259998	40.00	ppb	-0.01
178) Naphthalene-d8a	5.32	136	270808	40.00	ppb	0.02
180) Naphthalene-d8b	5.32	136	270808	40.00	ppb	-0.08
182) Perylene-d12a	15.10	264	239940	40.00	ppb	-0.20
System Monitoring Compounds						
5) 2-Fluorophenol	2.82	112	29657	10.79	ppb	0.00
Spiked Amount 50.000			Recovery = 21.58%			
8) Phenol-d5	3.58	99	36330	10.97	ppb	0.00
Spiked Amount 50.000			Recovery = 21.94%			
25) Nitrobenzene-d5	4.52	82	26529	10.51	ppb	0.00
Spiked Amount 50.000			Recovery = 21.02%			
51) 2-Fluorobiphenyl	6.60	172	53907	11.03	ppb	0.00
Spiked Amount 50.000			Recovery = 22.06%			
73) 2,4,6-Tribromophenol	8.35	330	5972	10.57	ppb	-0.01
Spiked Amount 50.000			Recovery = 21.14%			
85) Terphenyl-d14	11.47	244	56306	10.39	ppb	0.00
Spiked Amount 50.000			Recovery = 20.78%			
Target Compounds						Qvalue
2) 1,4-Dioxane	1.88	88	12603	9.98	ppb	99
3) Pyridine	2.05	79	33003	10.54	ppb	99
4) N-Nitrosodimethylamine	2.02	42	10831	10.10	ppb	97
6) Indene	4.22	116	46690	11.43	ppb	99
7) Cumene	3.25	105	69636	11.16	ppb	98
9) Phenol	3.59	94	37918	11.23	ppb	98
10) Aniline	3.64	93	46949	11.13	ppb	100
11) bis(2-Chloroethyl)ether	3.69	93	27514	10.83	ppb	97
12) 2-Chlorophenol	3.76	128	28500	11.09	ppb	99
13) Decane	3.80	43	26954	11.16	ppb	97

(#) = qualifier out of range (m) = manual integration
P86530.D MP3684.M Mon Jun 23 08:16:40 2014 Page 1

9.6.65
6

Quantitation Report (QT Reviewed)

Data File : C:\MSDCHEM\1\DATA\EP3684\P86530.D Vial: 9
Acq On : 20 Jun 2014 7:11 pm Operator: saraw
Sample : ic3684-10 Inst : MSP
Misc : op75641,ep3684,1000,,,1,1 Multiplr: 1.00
MS Integration Params: rteint.p
Quant Time: Jun 20 19:30:46 2014 Quant Results File: MP3684.RES

Quant Method : C:\MSDCHEM\1\METHODS\MP3684.M (RTE Integrator)
Title : Semi Volatile Extractables by GC/MS
Last Update : Fri Jun 20 18:31:27 2014
Response via : Initial Calibration
DataAcq Meth : MP3684

	Compound	R.T.	QIon	Response	Conc	Unit	Qvalue
14)	1,3-Dichlorobenzene	3.91	146	31221	10.69	ppb	98
15)	1,4-Dichlorobenzene	3.98	146	30943	10.86	ppb	99
16)	Benzyl alcohol	4.09	108	18565	10.71	ppb	100
17)	1,2-Dichlorobenzene	4.13	146	29543	11.14	ppb	98
18)	Acetophenone	4.36	105	38112	11.70	ppb	95
19)	2-Methylphenol	4.19	108	26845	10.89	ppb	99
20)	2,2'-oxybis(1-Chloropropan	4.23	121	8801	11.80	ppb	98
21)	3&4-Methylphenol	4.35	108	28296	11.85	ppb	98
22)	n-Nitroso-di-n-propylamine	4.36	70	17443	11.03	ppb	97
23)	Hexachloroethane	4.49	201	10966	10.70	ppb	95
26)	Nitrobenzene	4.54	77	28142	10.85	ppb	99
27)	Quinoline	5.73	129	54894	10.75	ppb	99
28)	Isophorone	4.80	82	51367	10.84	ppb	97
29)	2-Nitrophenol	4.89	139	14543	10.71	ppb	91
30)	2,4-Dimethylphenol	4.93	107	24822	10.98	ppb	97
31)	Benzoic acid	5.01	105	14428	8.60	ppb	94
32)	bis(2-Chloroethoxy)methane	5.04	93	31027	10.93	ppb	100
33)	2,4-Dichlorophenol	5.16	162	22652	11.02	ppb	99
34)	2,6-Dichlorophenol	5.42	162	21612	11.22	ppb	99
35)	1,3,5-Trichlorobenzene	4.91	180	27149	11.22	ppb	100
36)	1,2,4-Trichlorobenzene	5.26	180	25376	10.79	ppb	98
37)	1,2,3-Trichlorobenzene	5.51	180	24609	11.13	ppb	98
38)	Naphthalene	5.35	128	77449	11.08	ppb	99
39)	4-Chloroaniline	5.40	127	33267	11.29	ppb	100
40)	2,3-Dichloroaniline	6.48	161	27439	11.07	ppb	99
41)	Caprolactam	5.77	55	11415	10.43	ppb	93
42)	Hexachlorobutadiene	5.50	225	12944	10.74	ppb	98
43)	4-Chloro-3-methylphenol	5.98	107	22540	11.04	ppb	97
44)	2-Methylnaphthalene	6.15	141	45198	11.20	ppb	99
45)	1-Methylnaphthalene	6.26	142	53463	11.30	ppb	99
46)	Dimethylnaphthalene	6.90	156	47605	11.19	ppb	100
48)	Hexachlorocyclopentadiene	6.35	237	26041	22.54	ppb	95
49)	2,4,6-Trichlorophenol	6.49	196	15084	11.46	ppb	98
50)	2,4,5-Trichlorophenol	6.53	196	16977	11.39	ppb	97
52)	2-Chloronaphthalene	6.72	162	48439	11.23	ppb	98
53)	Biphenyl	6.71	154	65761	11.25	ppb	100
54)	2-Nitroaniline	6.85	65	12987	10.62	ppb	94
55)	Dimethylphthalate	7.09	163	51835	10.50	ppb	98
56)	Acenaphthylene	7.22	152	76845	11.11	ppb	98
57)	2,6-Dinitrotoluene	7.15	165	11680	10.86	ppb	98
58)	3-Nitroaniline	7.34	138	14688	10.88	ppb	97
59)	Acenaphthene	7.43	153	47382	10.84	ppb	98
60)	2,4-Dinitrophenol	7.47	184	7834	14.90	ppb	83
61)	4-Nitrophenol	7.56	109	5921	10.18	ppb	96
62)	Dibenzofuran	7.64	168	67607	11.40	ppb	98
63)	2,4-Dinitrotoluene	7.63	165	15797	11.66	ppb	95
64)	2,3,4,6-Tetrachlorophenol	7.80	232	12685	10.88	ppb	99
65)	Diethylphthalate	7.94	149	49334	10.88	ppb	99
66)	Fluorene	8.06	166	54181	11.55	ppb	99

(#) = qualifier out of range (m) = manual integration

Quantitation Report (QT Reviewed)

Data File : C:\MSDCHEM\1\DATA\EP3684\P86530.D Vial: 9
Acq On : 20 Jun 2014 7:11 pm Operator: saraw
Sample : ic3684-10 Inst : MSP
Misc : op75641,ep3684,1000,,,1,1 Multiplr: 1.00
MS Integration Params: rteint.p
Quant Time: Jun 20 19:30:46 2014 Quant Results File: MP3684.RES

Quant Method : C:\MSDCHEM\1\METHODS\MP3684.M (RTE Integrator)
Title : Semi Volatile Extractables by GC/MS
Last Update : Fri Jun 20 18:31:27 2014
Response via : Initial Calibration
DataAcq Meth : MP3684

	Compound	R.T.	QIon	Response	Conc Unit	Qvalue
67)	4-Chlorophenyl-phenylether	8.07	204	25544	11.25 ppb	97
68)	4-Nitroaniline	8.08	138	14566	10.94 ppb	99
70)	4,6-Dinitro-2-methylphenol	8.12	198	7110	8.40 ppb	98
71)	n-Nitrosodiphenylamine	8.21	169	37116	11.28 ppb	99
72)	1,2-Diphenylhydrazine	8.26	77	53436	11.22 ppb	98
74)	4-Bromophenyl-phenylether	8.66	248	14581	10.90 ppb	98
75)	Hexachlorobenzene	8.74	284	14984	11.09 ppb	92
76)	Pentachlorophenol	8.99	266	18135	23.93 ppb	98
77)	Phenanthrene	9.25	178	77918	11.13 ppb	98
78)	Anthracene	9.32	178	79761	11.46 ppb	99
79)	Carbazole	9.53	167	75559	11.24 ppb	99
80)	Di-n-butylphthalate	10.05	149	84217	11.21 ppb	99
81)	Fluoranthene	10.88	202	87686	11.25 ppb	99
82)	Octadecane	9.14	57	34597	11.76 ppb	99
84)	Pyrene	11.20	202	92516	10.74 ppb	98
86)	Butylbenzylphthalate	12.23	149	36692	10.15 ppb	95
87)	Butyl stearate	12.38	56	34069	11.60 ppb	97
88)	Benzo[a]anthracene	13.01	228	76194	10.32 ppb	99
89)	3,3'-Dichlorobenzidine	13.00	252	28624	10.65 ppb	98
90)	Chrysene	13.06	228	72349	10.45 ppb	98
91)	bis(2-Ethylhexyl)phthalate	13.16	149	48783	10.61 ppb	99
93)	Di-n-octylphthalate	14.12	149	84437	10.83 ppb	98
94)	Benzo[b]fluoranthene	14.57	252	74717	10.77 ppb	98
95)	Benzo[k]fluoranthene	14.61	252	78466	11.56 ppb	99
96)	Benzo[a]pyrene	15.01	252	67697	10.48 ppb	95
97)	Indeno[1,2,3-cd]pyrene	16.72	276	74855m	10.02 ppb	
98)	Dibenz(a,h)acridine	16.35	279	53368	9.90 ppb	97
99)	Dibenz[a,h]anthracene	16.76	278	61909	10.23 ppb	97
100)	7,12-Dimethylbenz(a)anthra	14.58	256	34214	10.82 ppb	98
101)	Benzo[g,h,i]perylene	17.19	276	62248	9.85 ppb	97

(#) = qualifier out of range (m) = manual integration (+) = signals summed

Quantitation Report (QT Reviewed)

Data File : C:\MSDCHEM\1\DATA\EP3684\P86530.D Vial: 9
Acq On : 20 Jun 2014 7:11 pm Operator: saraw
Sample : ic3684-10 Inst : MSP
Misc : op75641,ep3684,1000,,,1,1 Multiplr: 1.00
MS Integration Params: rteint.p
Quant Time: Jun 21 13:10 2014 Quant Results File: MP3684.RES

Method : C:\MSDCHEM\1\METHODS\MP3684.M (RTE Integrator)
Title : Semi Volatile Extractables by GC/MS
Last Update : Sat Jun 21 13:15:25 2014
Response via : Initial Calibration

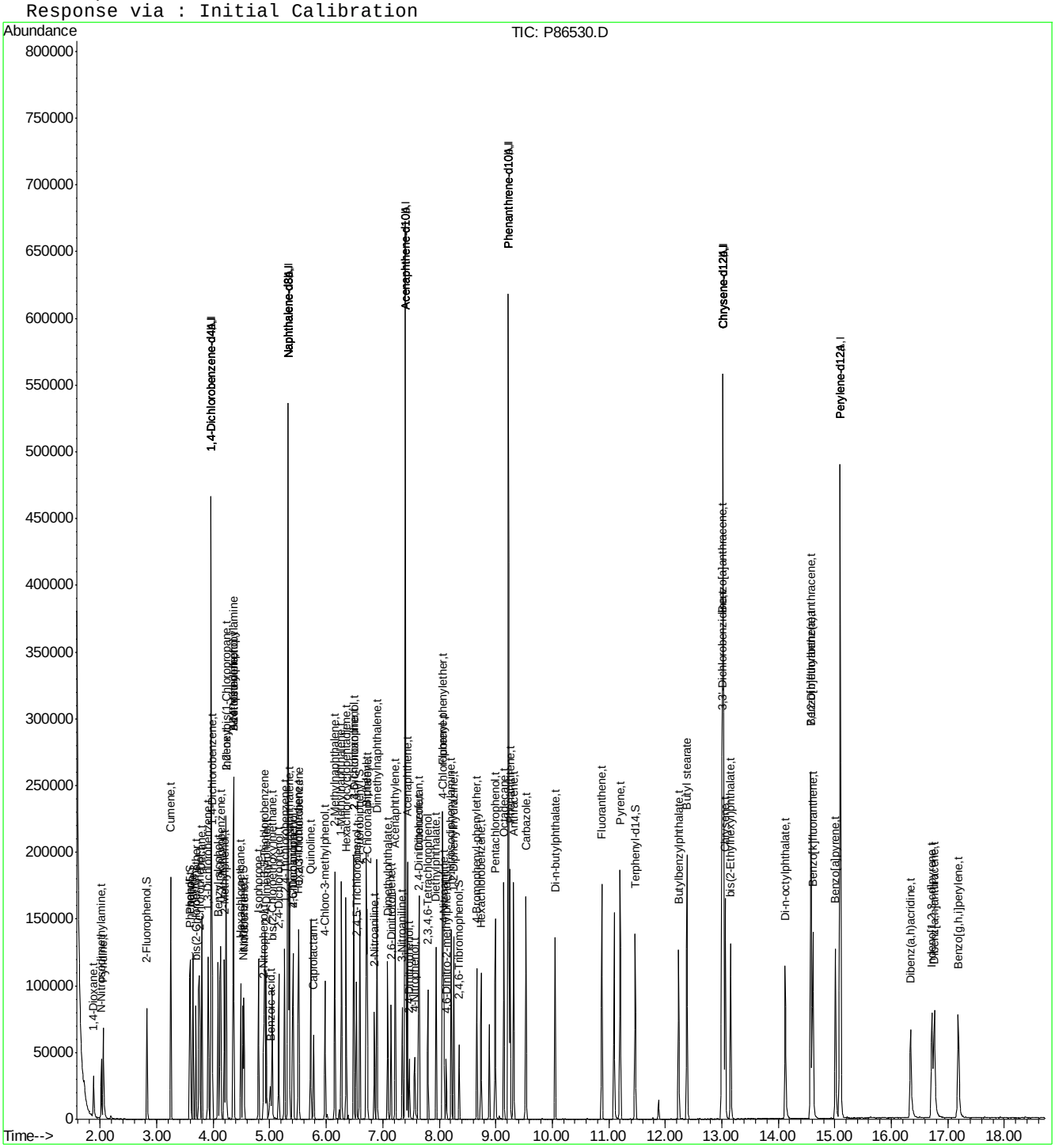

ACCUTEST LABORATORIES JB70128

Manual Integration Approval Summary

Sample Number:	EP3684-IC3684	**Method:**	SW846 8270D
Lab FileID:	P86530.D	**Analyst approved:**	06/23/14 09:23 Kristi Schollenberger
Injection Time:	06/20/14 19:11	**Supervisor approved:**	06/26/14 18:53 Nina Pandya

Parameter	CAS	Sig#	R.T. (min.)	Reason
Indeno(1,2,3-cd)pyrene	193-39-5		16.72	Split peak

Quantitation Report (Qedit)

Data File : C:\MSDCHEM\1\DATA\EP3684\P86530.D Vial: 9
Acq On : 20 Jun 2014 7:11 pm Operator: saraw
Sample : ic3684-10 Inst : MSP
Misc : op75641,ep3684,1000,,,1,1 Multiplr: 1.00
MS Integration Params: rteint.p
Quant Time: Jun 21 13:10 2014 Quant Results File: temp.res

Method : C:\MSDCHEM\1\METHODS\MP3684.M (RTE Integrator)
Title : Semi Volatile Extractables by GC/MS
Last Update : Mon Jun 23 08:47:16 2014
Response via : Multiple Level Calibration

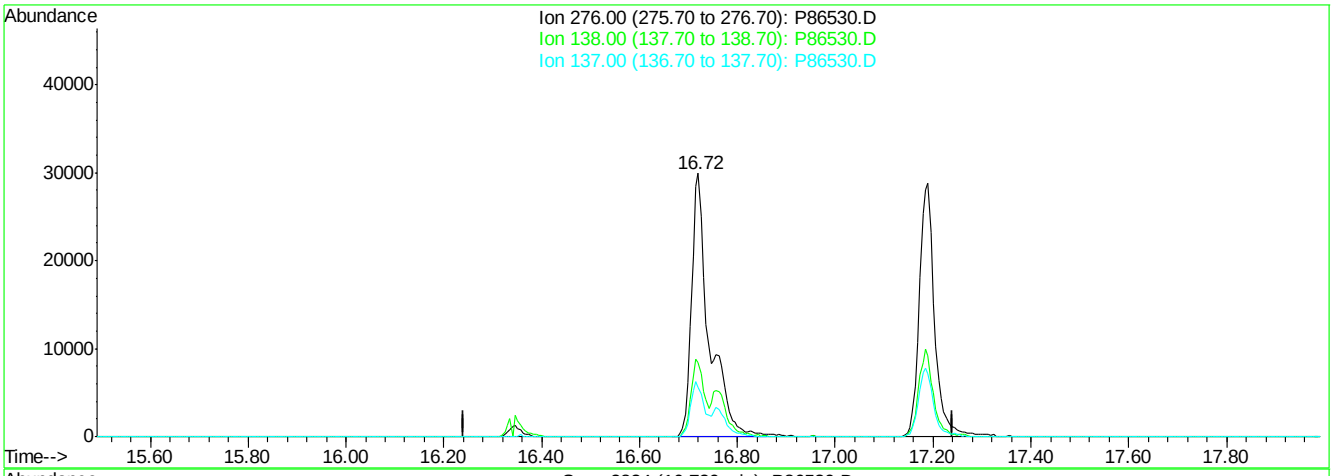

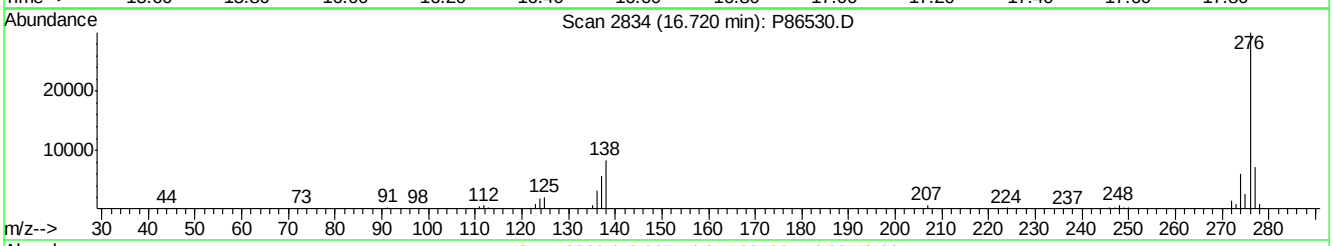

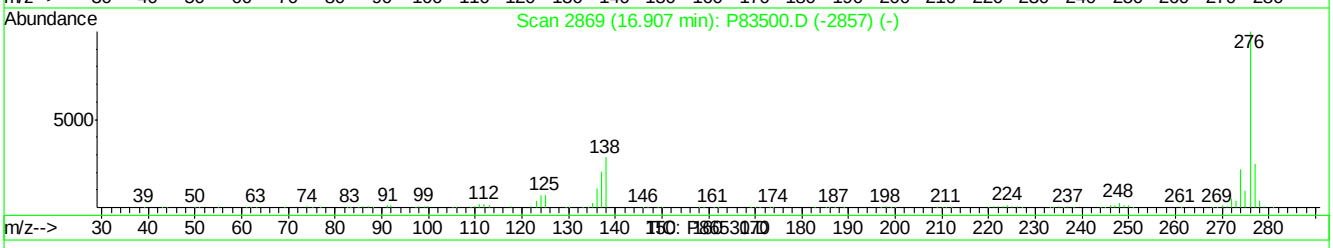

(97) Indeno[1,2,3-cd]pyrene (t)

16.72min 10.02ppb m

response 74855

Ion	Exp%	Act%
276.00	100	100
138.00	28.80	27.95
137.00	20.60	18.86
0.00	0.00	0.00

P86530.D MP3684.M Thu Jun 26 15:23:36 2014

Quantitation Report (QT Reviewed)

Data File : C:\MSDCHEM\1\DATA\EP3684\P86532.D Vial: 10
Acq On : 20 Jun 2014 7:45 pm Operator: saraw
Sample : ic3685-100 Inst : MSP
Misc : op75641,ep3685,1000,,,1,1 Multiplr: 1.00
MS Integration Params: rteint.p
Quant Time: Jun 23 08:29:40 2014 Quant Results File: MP3684.RES

Quant Method : C:\MSDCHEM\1\METHODS\MP3684.M (RTE Integrator)
Title : Semi Volatile Extractables by GC/MS
Last Update : Mon Jun 23 08:29:37 2014
Response via : Initial Calibration
DataAcq Meth : MP3684

Internal Standards	R.T.	QIon	Response	Conc	Units	Dev(Min)
1) 1,4-Dichlorobenzene-d4	3.96	152	60725	40.00	ppb	0.00
24) Naphthalene-d8	5.32	136	224587	40.00	ppb	0.00
47) Acenaphthene-d10	7.40	164	103736	40.00	ppb	0.00
69) Phenanthrene-d10	9.22	188	206207	40.00	ppb	0.00
83) Chrysene-d12	13.02	240	193652	40.00	ppb	-0.01
92) Perylene-d12	15.10	264	179084	40.00	ppb	0.00
102) 1,4-Dichlorobenzene-d4A	3.96	152	60725	40.00	ppb	0.00
112) Naphthalene-d8A	5.32	136	224587	40.00	ppb	0.00
120) Acenaphthene-d10A	7.40	164	103736	40.00	ppb	0.00
131) Phenanthrene-d10A	9.22	188	206207	40.00	ppb	0.00
146) Chrysene-d12A	13.02	240	193652	40.00	ppb	-0.01
154) Perylene-d12A	15.10	264	179084	40.00	ppb	0.00
157) 1,4-Dichlorobenzene-d4b	3.96	152	60725	40.00	ppb	0.00
159) Phenanthrene-d10b	9.22	188	206207	40.00	ppb	0.00
161) Chrysene-d12b	13.02	240	193652	40.00	ppb	-0.01
163) Naphthalene-d8b	5.32	136	224587	40.00	ppb	0.00
165) Acenaphthene-d10b	7.40	164	103736	40.00	ppb	0.00
167) Naphthalene-d8c	5.32	136	224587	40.00	ppb	0.00
172) 1,4-Dichlorobenzene-d4a	3.96	152	60725	40.00	ppb	-0.03
174) Chrysene-d12c	13.02	240	193652	40.00	ppb	-0.01
176) Chrysene-d12d	13.02	240	193652	40.00	ppb	-0.01
178) Naphthalene-d8a	5.32	136	224587	40.00	ppb	0.02
180) Naphthalene-d8b	5.32	136	224587	40.00	ppb	-0.08
182) Perylene-d12a	15.10	264	179084	40.00	ppb	-0.20

System Monitoring Compounds						
5) 2-Fluorophenol	0.00	112	0	0.00	ppb	
Spiked Amount 50.000			Recovery = 0.00%			
8) Phenol-d5	0.00	99	0	0.00	ppb	
Spiked Amount 50.000			Recovery = 0.00%			
25) Nitrobenzene-d5	0.00	82	0	0.00	ppb	
Spiked Amount 50.000			Recovery = 0.00%			
51) 2-Fluorobiphenyl	0.00	172	0d	0.00	ppb	
Spiked Amount 50.000			Recovery = 0.00%			
73) 2,4,6-Tribromophenol	0.00	330	0	0.00	ppb	
Spiked Amount 50.000			Recovery = 0.00%			
85) Terphenyl-d14	0.00	244	0	0.00	ppb	
Spiked Amount 50.000			Recovery = 0.00%			

Target Compounds						Qvalue
158) Benzaldehyde	3.55	105	162492	100.00	ppb	96
160) Atrazine	8.90	200	106437	100.00	ppb	94
162) Benzidine	11.10	184	389565	100.00	ppb	99
164) Hydroquinone	5.81	110	216354	100.00	ppb	97
166) 1,2,4,5-Tetrachlorobenzene	6.36	216	164617	100.00	ppb	100

(#) = qualifier out of range (m) = manual integration (+) = signals summed
P86532.D MP3684.M Wed Jun 25 12:48:08 2014 Page 1

Quantitation Report (QT Reviewed)

Data File : C:\MSDCHEM\1\DATA\EP3684\P86532.D Vial: 10
Acq On : 20 Jun 2014 7:45 pm Operator: saraw
Sample : ic3685-100 Inst : MSP
Misc : op75641,ep3685,1000,,,1,1 Multiplr: 1.00
MS Integration Params: rteint.p
Quant Time: Jun 23 8:30 2014 Quant Results File: MP3684.RES

Method : C:\MSDCHEM\1\METHODS\MP3684.M (RTE Integrator)
Title : Semi Volatile Extractables by GC/MS
Last Update : Mon Jun 23 08:47:16 2014
Response via : Initial Calibration



ACCUTEST LABORATORIES JB70128

Quantitation Report (QT Reviewed)

Data File : C:\MSDCHEM\1\DATA\EP3684\P86533.D Vial: 11
Acq On : 20 Jun 2014 8:11 pm Operator: saraw
Sample : ic3685-80 Inst : MSP
Misc : op75641,ep3685,1000,,,1,1 Multiplr: 1.00
MS Integration Params: rteint.p
Quant Time: Jun 23 08:30:22 2014 Quant Results File: MP3684.RES

Quant Method : C:\MSDCHEM\1\METHODS\MP3684.M (RTE Integrator)
Title : Semi Volatile Extractables by GC/MS
Last Update : Mon Jun 23 08:29:37 2014
Response via : Initial Calibration
DataAcq Meth : MP3684

Internal Standards	R.T.	QIon	Response	Conc	Units	Dev(Min)
1) 1,4-Dichlorobenzene-d4	3.96	152	65498	40.00	ppb	0.00
24) Naphthalene-d8	5.32	136	243680	40.00	ppb	0.00
47) Acenaphthene-d10	7.40	164	116370	40.00	ppb	0.00
69) Phenanthrene-d10	9.22	188	219838	40.00	ppb	0.00
83) Chrysene-d12	13.02	240	208568	40.00	ppb	-0.01
92) Perylene-d12	15.10	264	194193	40.00	ppb	0.00
102) 1,4-Dichlorobenzene-d4A	3.96	152	65498	40.00	ppb	0.00
112) Naphthalene-d8A	5.32	136	243680	40.00	ppb	0.00
120) Acenaphthene-d10A	7.40	164	116370	40.00	ppb	0.00
131) Phenanthrene-d10A	9.22	188	219838	40.00	ppb	0.00
146) Chrysene-d12A	13.02	240	208568	40.00	ppb	-0.01
154) Perylene-d12A	15.10	264	194193	40.00	ppb	0.00
157) 1,4-Dichlorobenzene-d4b	3.96	152	65498	40.00	ppb	0.00
159) Phenanthrene-d10b	9.22	188	219838	40.00	ppb	0.00
161) Chrysene-d12b	13.02	240	208568	40.00	ppb	-0.01
163) Naphthalene-d8b	5.32	136	243680	40.00	ppb	0.00
165) Acenaphthene-d10b	7.40	164	116370	40.00	ppb	0.00
167) Naphthalene-d8c	5.32	136	243680	40.00	ppb	0.00
172) 1,4-Dichlorobenzene-d4a	3.96	152	65498	40.00	ppb	-0.03
174) Chrysene-d12c	13.02	240	208568	40.00	ppb	-0.01
176) Chrysene-d12d	13.02	240	208568	40.00	ppb	-0.01
178) Naphthalene-d8a	5.32	136	243680	40.00	ppb	0.02
180) Naphthalene-d8b	5.32	136	243680	40.00	ppb	-0.08
182) Perylene-d12a	15.10	264	194193	40.00	ppb	-0.20
System Monitoring Compounds						
5) 2-Fluorophenol	0.00	112	0	0.00	ppb	
Spiked Amount 50.000			Recovery =	0.00%		
8) Phenol-d5	0.00	99	0	0.00	ppb	
Spiked Amount 50.000			Recovery =	0.00%		
25) Nitrobenzene-d5	0.00	82	0	0.00	ppb	
Spiked Amount 50.000			Recovery =	0.00%		
51) 2-Fluorobiphenyl	0.00	172	0d	0.00	ppb	
Spiked Amount 50.000			Recovery =	0.00%		
73) 2,4,6-Tribromophenol	0.00	330	0	0.00	ppb	
Spiked Amount 50.000			Recovery =	0.00%		
85) Terphenyl-d14	0.00	244	0	0.00	ppb	
Spiked Amount 50.000			Recovery =	0.00%		
Target Compounds						Qvalue
158) Benzaldehyde	3.55	105	145295	82.90	ppb	96
160) Atrazine	8.89	200	94902	83.63	ppb	94
162) Benzidine	11.10	184	359513	85.69	ppb	99
164) Hydroquinone	5.81	110	190518	81.16	ppb	96
166) 1,2,4,5-Tetrachlorobenzene	6.36	216	148007	80.15	ppb	99

(#) = qualifier out of range (m) = manual integration (+) = signals summed

Quantitation Report (QT Reviewed)

Data File : C:\MSDCHEM\1\DATA\EP3684\P86533.D Vial: 11
Acq On : 20 Jun 2014 8:11 pm Operator: saraw
Sample : ic3685-80 Inst : MSP
Misc : op75641,ep3685,1000,,,1,1 Multiplr: 1.00
MS Integration Params: rteint.p
Quant Time: Jun 23 8:30 2014 Quant Results File: MP3684.RES

Method : C:\MSDCHEM\1\METHODS\MP3684.M (RTE Integrator)
Title : Semi Volatile Extractables by GC/MS
Last Update : Mon Jun 23 08:47:16 2014
Response via : Initial Calibration



ACCUTEST LABORATORIES
JB70128

Quantitation Report (QT Reviewed)

```
Data File : C:\MSDCHEM\1\DATA\EP3684\P86534.D          Vial: 12
Acq On    : 20 Jun 2014   8:38 pm                   Operator: saraw
Sample    : icc3685-50                              Inst    : MSP
Misc      : op75641,ep3685,1000,,,1,1               Multiplr: 1.00
MS Integration Params: rteint.p
Quant Time: Jun 23 08:31:03 2014          Quant Results File: MP3684.RES

Quant Method : C:\MSDCHEM\1\METHODS\MP3684.M (RTE Integrator)
Title        : Semi Volatile Extractables by GC/MS
Last Update  : Mon Jun 23 08:29:37 2014
Response via : Initial Calibration
DataAcq Meth : MP3684
```

Internal Standards	R.T.	QIon	Response	Conc Units	Dev(Min)
1) 1,4-Dichlorobenzene-d4	3.96	152	62854	40.00 ppb	0.00
24) Naphthalene-d8	5.32	136	232918	40.00 ppb	0.00
47) Acenaphthene-d10	7.40	164	117803	40.00 ppb	0.00
69) Phenanthrene-d10	9.22	188	213326	40.00 ppb	-0.01
83) Chrysene-d12	13.02	240	207680	40.00 ppb	-0.01
92) Perylene-d12	15.09	264	186639	40.00 ppb	-0.01
102) 1,4-Dichlorobenzene-d4A	3.96	152	62854	40.00 ppb	0.00
112) Naphthalene-d8A	5.32	136	232918	40.00 ppb	0.00
120) Acenaphthene-d10A	7.40	164	117803	40.00 ppb	0.00
131) Phenanthrene-d10A	9.22	188	213326	40.00 ppb	-0.01
146) Chrysene-d12A	13.02	240	207680	40.00 ppb	-0.01
154) Perylene-d12A	15.09	264	186639	40.00 ppb	-0.01
157) 1,4-Dichlorobenzene-d4b	3.96	152	62854	40.00 ppb	0.00
159) Phenanthrene-d10b	9.22	188	213326	40.00 ppb	-0.01
161) Chrysene-d12b	13.02	240	207680	40.00 ppb	-0.01
163) Naphthalene-d8b	5.32	136	232918	40.00 ppb	0.00
165) Acenaphthene-d10b	7.40	164	117803	40.00 ppb	0.00
167) Naphthalene-d8c	5.32	136	232918	40.00 ppb	0.00
172) 1,4-Dichlorobenzene-d4a	3.96	152	62854	40.00 ppb	-0.03
174) Chrysene-d12c	13.02	240	207680	40.00 ppb	-0.01
176) Chrysene-d12d	13.02	240	207680	40.00 ppb	-0.01
178) Naphthalene-d8a	5.32	136	232918	40.00 ppb	0.02
180) Naphthalene-d8b	5.32	136	232918	40.00 ppb	-0.08
182) Perylene-d12a	15.09	264	186639	40.00 ppb	-0.21

System Monitoring Compounds

5) 2-Fluorophenol	0.00	112	0	0.00 ppb	
Spiked Amount 50.000			Recovery	=	0.00%
8) Phenol-d5	0.00	99	0	0.00 ppb	
Spiked Amount 50.000			Recovery	=	0.00%
25) Nitrobenzene-d5	0.00	82	0	0.00 ppb	
Spiked Amount 50.000			Recovery	=	0.00%
51) 2-Fluorobiphenyl	0.00	172	0d	0.00 ppb	
Spiked Amount 50.000			Recovery	=	0.00%
73) 2,4,6-Tribromophenol	0.00	330	0	0.00 ppb	
Spiked Amount 50.000			Recovery	=	0.00%
85) Terphenyl-d14	0.00	244	0	0.00 ppb	
Spiked Amount 50.000			Recovery	=	0.00%

Target Compounds					Qvalue
158) Benzaldehyde	3.55	105	92030	54.72 ppb	95
160) Atrazine	8.89	200	59284	53.84 ppb	94
162) Benzidine	11.09	184	227625	54.48 ppb	98
164) Hydroquinone	5.80	110	110449	49.22 ppb	97
166) 1,2,4,5-Tetrachlorobenzene	6.36	216	94246	50.42 ppb	99

(#) = qualifier out of range (m) = manual integration (+) = signals summed

P86534.D MP3684.M Wed Jun 25 12:48:20 2014

Quantitation Report (QT Reviewed)

Data File : C:\MSDCHEM\1\DATA\EP3684\P86534.D Vial: 12
Acq On : 20 Jun 2014 8:38 pm Operator: saraw
Sample : icc3685-50 Inst : MSP
Misc : op75641,ep3685,1000,,,1,1 Multiplr: 1.00
MS Integration Params: rteint.p
Quant Time: Jun 23 8:31 2014 Quant Results File: MP3684.RES

Method : C:\MSDCHEM\1\METHODS\MP3684.M (RTE Integrator)
Title : Semi Volatile Extractables by GC/MS
Last Update : Mon Jun 23 08:47:16 2014
Response via : Initial Calibration



ACCUTEST LABORATORIES JB70128

Quantitation Report (QT Reviewed)

Data File : C:\MSDCHEM\1\DATA\EP3684\P86535.D Vial: 13
Acq On : 20 Jun 2014 9:05 pm Operator: saraw
Sample : ic3685-25 Inst : MSP
Misc : op75641,ep3685,1000,,,1,1 Multiplr: 1.00
MS Integration Params: rteint.p
Quant Time: Jun 23 08:31:40 2014 Quant Results File: MP3684.RES

Quant Method : C:\MSDCHEM\1\METHODS\MP3684.M (RTE Integrator)
Title : Semi Volatile Extractables by GC/MS
Last Update : Mon Jun 23 08:29:37 2014
Response via : Initial Calibration
DataAcq Meth : MP3684

Internal Standards	R.T.	QIon	Response	Conc	Units	Dev(Min)
1) 1,4-Dichlorobenzene-d4	3.96	152	71454	40.00	ppb	0.00
24) Naphthalene-d8	5.32	136	266661	40.00	ppb	0.00
47) Acenaphthene-d10	7.40	164	141057	40.00	ppb	0.00
69) Phenanthrene-d10	9.22	188	246560	40.00	ppb	0.00
83) Chrysene-d12	13.02	240	245102	40.00	ppb	-0.01
92) Perylene-d12	15.10	264	218737	40.00	ppb	0.00
102) 1,4-Dichlorobenzene-d4A	3.96	152	71454	40.00	ppb	0.00
112) Naphthalene-d8A	5.32	136	266661	40.00	ppb	0.00
120) Acenaphthene-d10A	7.40	164	141057	40.00	ppb	0.00
131) Phenanthrene-d10A	9.22	188	246560	40.00	ppb	0.00
146) Chrysene-d12A	13.02	240	245102	40.00	ppb	-0.01
154) Perylene-d12A	15.10	264	218737	40.00	ppb	0.00
157) 1,4-Dichlorobenzene-d4b	3.96	152	71454	40.00	ppb	0.00
159) Phenanthrene-d10b	9.22	188	246560	40.00	ppb	0.00
161) Chrysene-d12b	13.02	240	245102	40.00	ppb	-0.01
163) Naphthalene-d8b	5.32	136	266661	40.00	ppb	0.00
165) Acenaphthene-d10b	7.40	164	141057	40.00	ppb	0.00
167) Naphthalene-d8c	5.32	136	266661	40.00	ppb	0.00
172) 1,4-Dichlorobenzene-d4a	3.96	152	71454	40.00	ppb	-0.03
174) Chrysene-d12c	13.02	240	245102	40.00	ppb	-0.01
176) Chrysene-d12d	13.02	240	245102	40.00	ppb	-0.01
178) Naphthalene-d8a	5.32	136	266661	40.00	ppb	0.02
180) Naphthalene-d8b	5.32	136	266661	40.00	ppb	-0.08
182) Perylene-d12a	15.10	264	218737	40.00	ppb	-0.20
System Monitoring Compounds						
5) 2-Fluorophenol	0.00	112	0	0.00	ppb	
Spiked Amount 50.000			Recovery =	0.00%		
8) Phenol-d5	0.00	99	0	0.00	ppb	
Spiked Amount 50.000			Recovery =	0.00%		
25) Nitrobenzene-d5	0.00	82	0	0.00	ppb	
Spiked Amount 50.000			Recovery =	0.00%		
51) 2-Fluorobiphenyl	0.00	172	0d	0.00	ppb	
Spiked Amount 50.000			Recovery =	0.00%		
73) 2,4,6-Tribromophenol	0.00	330	0	0.00	ppb	
Spiked Amount 50.000			Recovery =	0.00%		
85) Terphenyl-d14	0.00	244	0	0.00	ppb	
Spiked Amount 50.000			Recovery =	0.00%		
Target Compounds						Qvalue
158) Benzaldehyde	3.55	105	55724	29.14	ppb	96
160) Atrazine	8.89	200	35231	27.68	ppb	95
162) Benzidine	11.09	184	139364	28.26	ppb	98
164) Hydroquinone	5.79	110	63344	24.66	ppb	96
166) 1,2,4,5-Tetrachlorobenzene	6.36	216	58168	25.99	ppb	99

(#) = qualifier out of range (m) = manual integration (+) = signals summed

Quantitation Report (QT Reviewed)

Data File : C:\MSDCHEM\1\DATA\EP3684\P86535.D Vial: 13
Acq On : 20 Jun 2014 9:05 pm Operator: saraw
Sample : ic3685-25 Inst : MSP
Misc : op75641,ep3685,1000,,,1,1 Multiplr: 1.00
MS Integration Params: rteint.p
Quant Time: Jun 23 8:32 2014 Quant Results File: MP3684.RES

Method : C:\MSDCHEM\1\METHODS\MP3684.M (RTE Integrator)
Title : Semi Volatile Extractables by GC/MS
Last Update : Mon Jun 23 08:47:16 2014
Response via : Initial Calibration

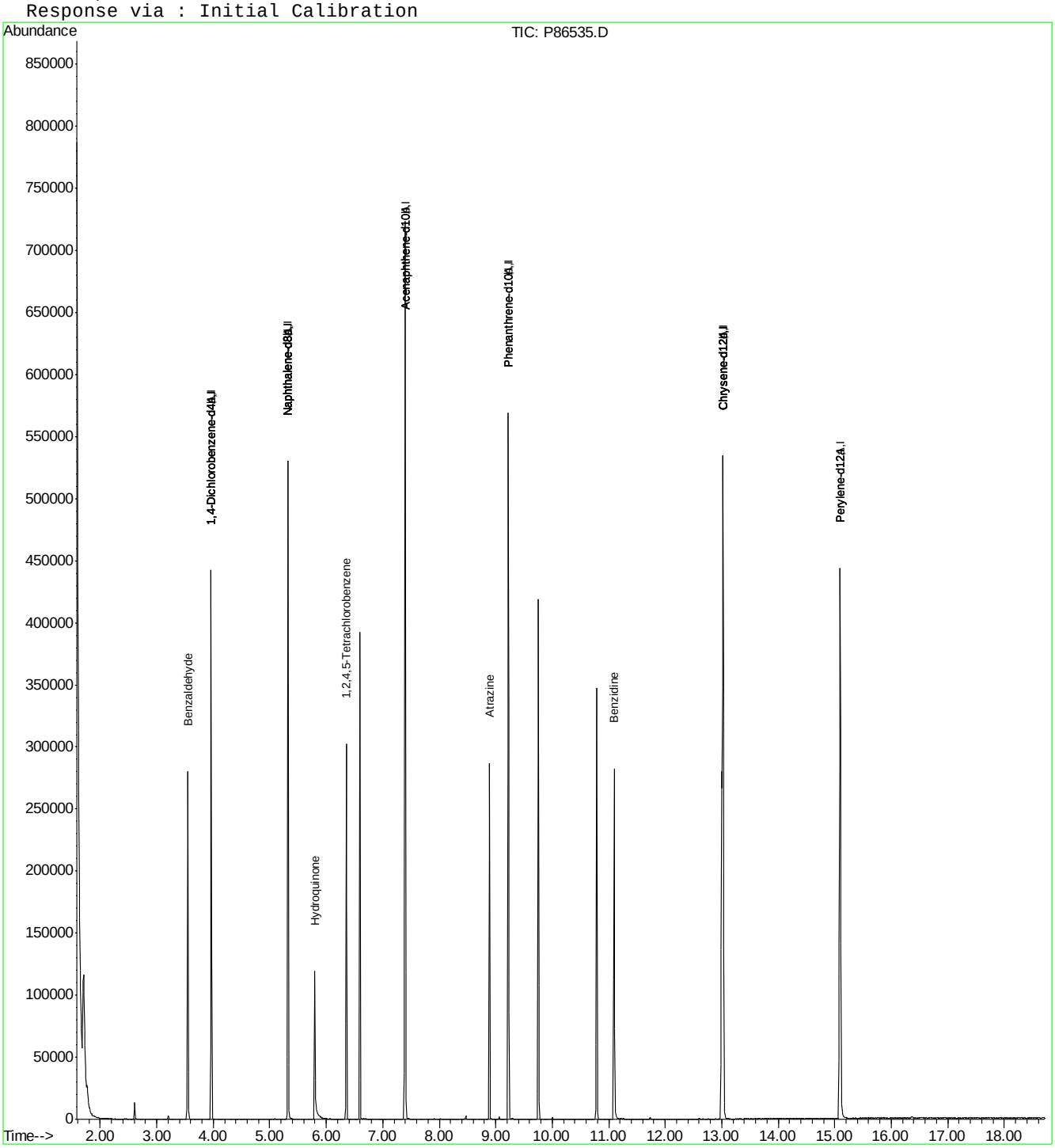

ACCUTEST LABORATORIES JB70128

Quantitation Report (QT Reviewed)

Data File : C:\MSDCHEM\1\DATA\EP3684\P86536.D Vial: 14
Acq On : 20 Jun 2014 9:33 pm Operator: saraw
Sample : ic3685-10 Inst : MSP
Misc : op75641,ep3685,1000,,,1,1 Multiplr: 1.00
MS Integration Params: rteint.p
Quant Time: Jun 23 08:32:15 2014 Quant Results File: MP3684.RES

Quant Method : C:\MSDCHEM\1\METHODS\MP3684.M (RTE Integrator)
Title : Semi Volatile Extractables by GC/MS
Last Update : Mon Jun 23 08:29:37 2014
Response via : Initial Calibration
DataAcq Meth : MP3684

Internal Standards	R.T.	QIon	Response	Conc	Units	Dev(Min)
1) 1,4-Dichlorobenzene-d4	3.96	152	73692	40.00	ppb	0.00
24) Naphthalene-d8	5.32	136	271027	40.00	ppb	0.00
47) Acenaphthene-d10	7.40	164	147754	40.00	ppb	0.00
69) Phenanthrene-d10	9.22	188	247007	40.00	ppb	0.00
83) Chrysene-d12	13.02	240	247348	40.00	ppb	-0.01
92) Perylene-d12	15.10	264	217994	40.00	ppb	0.00
102) 1,4-Dichlorobenzene-d4A	3.96	152	73692	40.00	ppb	0.00
112) Naphthalene-d8A	5.32	136	271027	40.00	ppb	0.00
120) Acenaphthene-d10A	7.40	164	147754	40.00	ppb	0.00
131) Phenanthrene-d10A	9.22	188	247007	40.00	ppb	0.00
146) Chrysene-d12A	13.02	240	247348	40.00	ppb	-0.01
154) Perylene-d12A	15.10	264	217994	40.00	ppb	0.00
157) 1,4-Dichlorobenzene-d4b	3.96	152	73692	40.00	ppb	0.00
159) Phenanthrene-d10b	9.22	188	247007	40.00	ppb	0.00
161) Chrysene-d12b	13.02	240	247348	40.00	ppb	-0.01
163) Naphthalene-d8b	5.32	136	271027	40.00	ppb	0.00
165) Acenaphthene-d10b	7.40	164	147754	40.00	ppb	0.00
167) Naphthalene-d8c	5.32	136	271027	40.00	ppb	0.00
172) 1,4-Dichlorobenzene-d4a	3.96	152	73692	40.00	ppb	-0.03
174) Chrysene-d12c	13.02	240	247348	40.00	ppb	-0.01
176) Chrysene-d12d	13.02	240	247348	40.00	ppb	-0.01
178) Naphthalene-d8a	5.32	136	271027	40.00	ppb	0.02
180) Naphthalene-d8b	5.32	136	271027	40.00	ppb	-0.08
182) Perylene-d12a	15.10	264	217994	40.00	ppb	-0.20
System Monitoring Compounds						
5) 2-Fluorophenol	0.00	112	0	0.00	ppb	
Spiked Amount 50.000			Recovery =	0.00%		
8) Phenol-d5	0.00	99	0	0.00	ppb	
Spiked Amount 50.000			Recovery =	0.00%		
25) Nitrobenzene-d5	0.00	82	0	0.00	ppb	
Spiked Amount 50.000			Recovery =	0.00%		
51) 2-Fluorobiphenyl	0.00	172	0d	0.00	ppb	
Spiked Amount 50.000			Recovery =	0.00%		
73) 2,4,6-Tribromophenol	0.00	330	0	0.00	ppb	
Spiked Amount 50.000			Recovery =	0.00%		
85) Terphenyl-d14	0.00	244	0	0.00	ppb	
Spiked Amount 50.000			Recovery =	0.00%		
Target Compounds						Qvalue
158) Benzaldehyde	3.55	105	26336	13.36	ppb	96
160) Atrazine	8.89	200	16145	12.66	ppb	96
162) Benzidine	11.09	184	63802	12.82	ppb	98
164) Hydroquinone	5.79	110	25957	9.94	ppb	97
166) 1,2,4,5-Tetrachlorobenzene	6.36	216	27813	11.86	ppb	97

(#) = qualifier out of range (m) = manual integration (+) = signals summed

Quantitation Report (QT Reviewed)

Data File : C:\MSDCHEM\1\DATA\EP3684\P86536.D Vial: 14
Acq On : 20 Jun 2014 9:33 pm Operator: saraw
Sample : ic3685-10 Inst : MSP
Misc : op75641,ep3685,1000,,,1,1 Multiplr: 1.00
MS Integration Params: rteint.p
Quant Time: Jun 23 8:32 2014 Quant Results File: MP3684.RES

Method : C:\MSDCHEM\1\METHODS\MP3684.M (RTE Integrator)
Title : Semi Volatile Extractables by GC/MS
Last Update : Mon Jun 23 08:47:16 2014
Response via : Initial Calibration

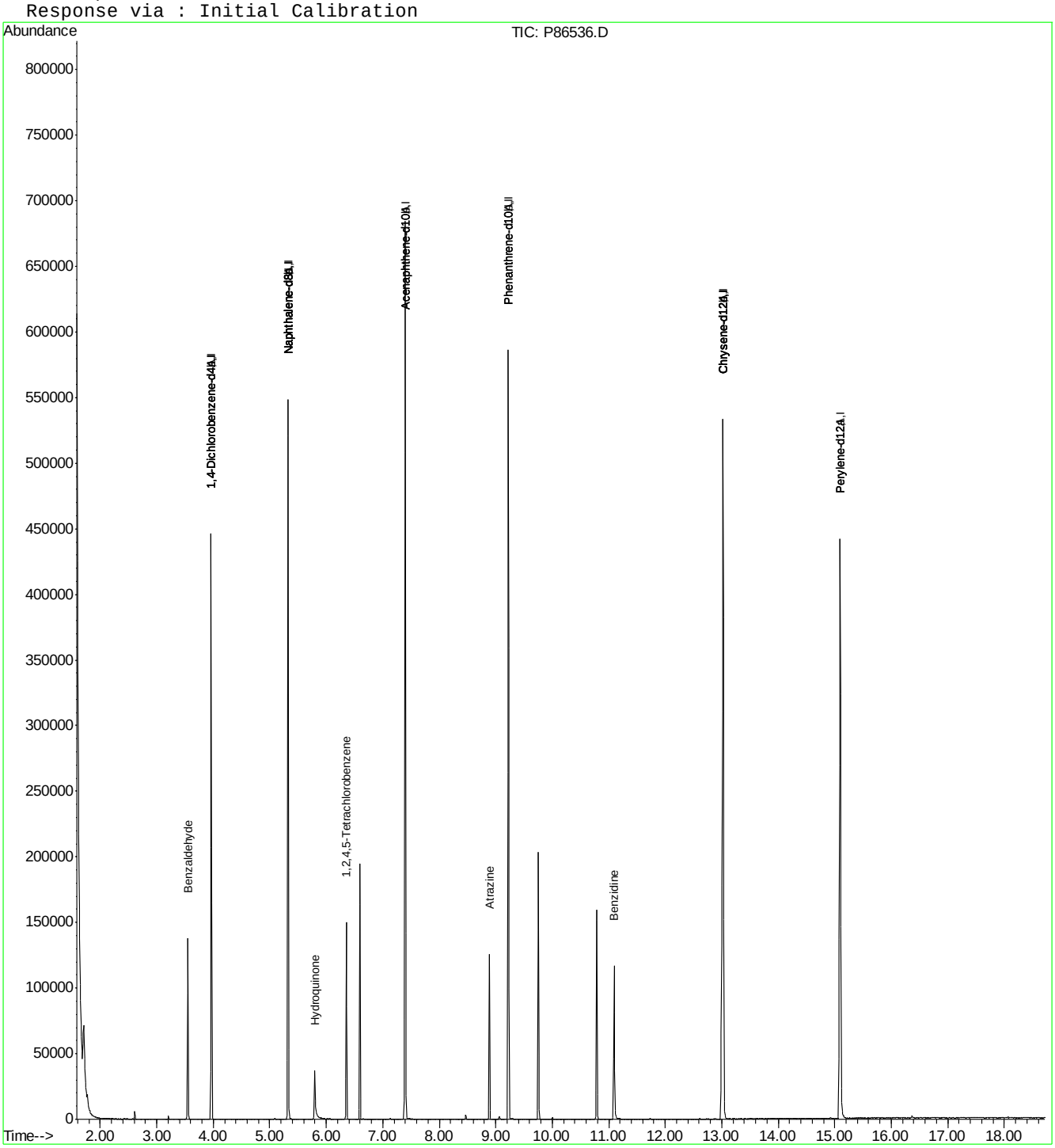

ACCUTEST LABORATORIES JB70128

Manual Integrations APPROVED (compounds with "m" flag)
Nina Pandya
06/26/14 19:09

Quantitation Report (QT Reviewed)

Data File : C:\MSDCHEM\1\DATA\EP3684\P86537.D Vial: 15
Acq On : 20 Jun 2014 10:01 pm Operator: saraw
Sample : ic3685-5 Inst : MSP
Misc : op75641,ep3685,1000,,,1,1 Multiplr: 1.00
MS Integration Params: rteint.p
Quant Time: Jun 23 08:32:52 2014 Quant Results File: MP3684.RES

Quant Method : C:\MSDCHEM\1\METHODS\MP3684.M (RTE Integrator)
Title : Semi Volatile Extractables by GC/MS
Last Update : Mon Jun 23 08:29:37 2014
Response via : Initial Calibration
DataAcq Meth : MP3684

Internal Standards	R.T.	QIon	Response	Conc	Units	Dev(Min)
1) 1,4-Dichlorobenzene-d4	3.97	152	72189	40.00	ppb	0.00
24) Naphthalene-d8	5.32	136	261081	40.00	ppb	0.00
47) Acenaphthene-d10	7.40	164	146511	40.00	ppb	0.00
69) Phenanthrene-d10	9.22	188	242225	40.00	ppb	0.00
83) Chrysene-d12	13.02	240	245620	40.00	ppb	-0.01
92) Perylene-d12	15.10	264	216193	40.00	ppb	0.00
102) 1,4-Dichlorobenzene-d4A	3.97	152	72189	40.00	ppb	0.00
112) Naphthalene-d8A	5.32	136	261081	40.00	ppb	0.00
120) Acenaphthene-d10A	7.40	164	146511	40.00	ppb	0.00
131) Phenanthrene-d10A	9.22	188	242225	40.00	ppb	0.00
146) Chrysene-d12A	13.02	240	245620	40.00	ppb	-0.01
154) Perylene-d12A	15.10	264	216193	40.00	ppb	0.00
157) 1,4-Dichlorobenzene-d4b	3.97	152	72189	40.00	ppb	0.00
159) Phenanthrene-d10b	9.22	188	242225	40.00	ppb	0.00
161) Chrysene-d12b	13.02	240	245620	40.00	ppb	-0.01
163) Naphthalene-d8b	5.32	136	261081	40.00	ppb	0.00
165) Acenaphthene-d10b	7.40	164	146511	40.00	ppb	0.00
167) Naphthalene-d8c	5.32	136	261081	40.00	ppb	0.00
172) 1,4-Dichlorobenzene-d4a	3.97	152	72189	40.00	ppb	-0.02
174) Chrysene-d12c	13.02	240	245620	40.00	ppb	-0.01
176) Chrysene-d12d	13.02	240	245620	40.00	ppb	-0.01
178) Naphthalene-d8a	5.32	136	261081	40.00	ppb	0.02
180) Naphthalene-d8b	5.32	136	261081	40.00	ppb	-0.08
182) Perylene-d12a	15.10	264	216193	40.00	ppb	-0.20
System Monitoring Compounds						
5) 2-Fluorophenol	0.00	112	0	0.00	ppb	
Spiked Amount 50.000			Recovery =	0.00%		
8) Phenol-d5	0.00	99	0	0.00	ppb	
Spiked Amount 50.000			Recovery =	0.00%		
25) Nitrobenzene-d5	0.00	82	0	0.00	ppb	
Spiked Amount 50.000			Recovery =	0.00%		
51) 2-Fluorobiphenyl	0.00	172	0d	0.00	ppb	
Spiked Amount 50.000			Recovery =	0.00%		
73) 2,4,6-Tribromophenol	0.00	330	0	0.00	ppb	
Spiked Amount 50.000			Recovery =	0.00%		
85) Terphenyl-d14	0.00	244	0	0.00	ppb	
Spiked Amount 50.000			Recovery =	0.00%		
Target Compounds						Qvalue
158) Benzaldehyde	3.55	105	11944	6.18	ppb	95
160) Atrazine	8.88	200	7297	5.84	ppb	93
162) Benzidine	11.09	184	27250	5.51	ppb	97
164) Hydroquinone	5.79	110	12430m	4.94	ppb	
166) 1,2,4,5-Tetrachlorobenzene	6.36	216	12390	5.33	ppb	99

(#) = qualifier out of range (m) = manual integration (+) = signals summed

Quantitation Report (QT Reviewed)

Data File : C:\MSDCHEM\1\DATA\EP3684\P86537.D Vial: 15
Acq On : 20 Jun 2014 10:01 pm Operator: saraw
Sample : ic3685-5 Inst : MSP
Misc : op75641,ep3685,1000,,,1,1 Multiplr: 1.00
MS Integration Params: rteint.p
Quant Time: Jun 23 8:33 2014 Quant Results File: MP3684.RES

Method : C:\MSDCHEM\1\METHODS\MP3684.M (RTE Integrator)
Title : Semi Volatile Extractables by GC/MS
Last Update : Mon Jun 23 08:47:16 2014
Response via : Initial Calibration

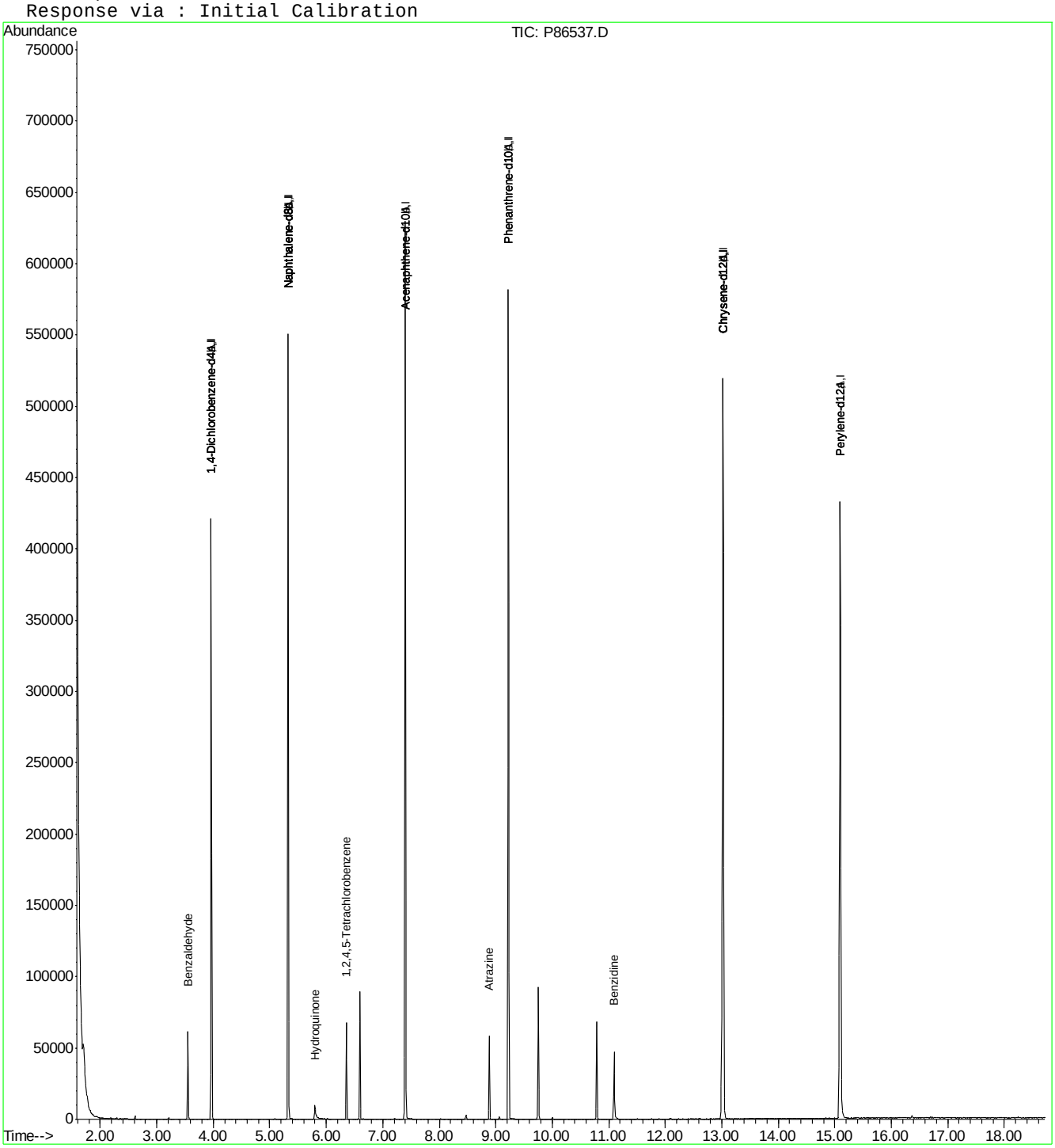

ACCUTEST LABORATORIES JB70128

Manual Integration Approval Summary

Sample Number:	EP3685-IC3685	**Method:**	SW846 8270D
Lab FileID:	P86537.D	**Analyst approved:**	06/23/14 09:24 Kristi Schollenberger
Injection Time:	06/20/14 22:01	**Supervisor approved:**	06/26/14 19:09 Nina Pandya

Parameter	CAS	Sig#	R.T. (min.)	Reason
Hydroquinone	123-31-9		5.79	Poor instrument integration

Quantitation Report (Qedit)

Data File : C:\MSDCHEM\1\DATA\EP3684\P86537.D Vial: 15
Acq On : 20 Jun 2014 10:01 pm Operator: saraw
Sample : ic3685-5 Inst : MSP
Misc : op75641,ep3685,1000,,,1,1 Multiplr: 1.00
MS Integration Params: rteint.p
Quant Time: Jun 23 8:33 2014 Quant Results File: temp.res

Method : C:\MSDCHEM\1\METHODS\MP3684.M (RTE Integrator)
Title : Semi Volatile Extractables by GC/MS
Last Update : Mon Jun 23 08:47:16 2014
Response via : Multiple Level Calibration

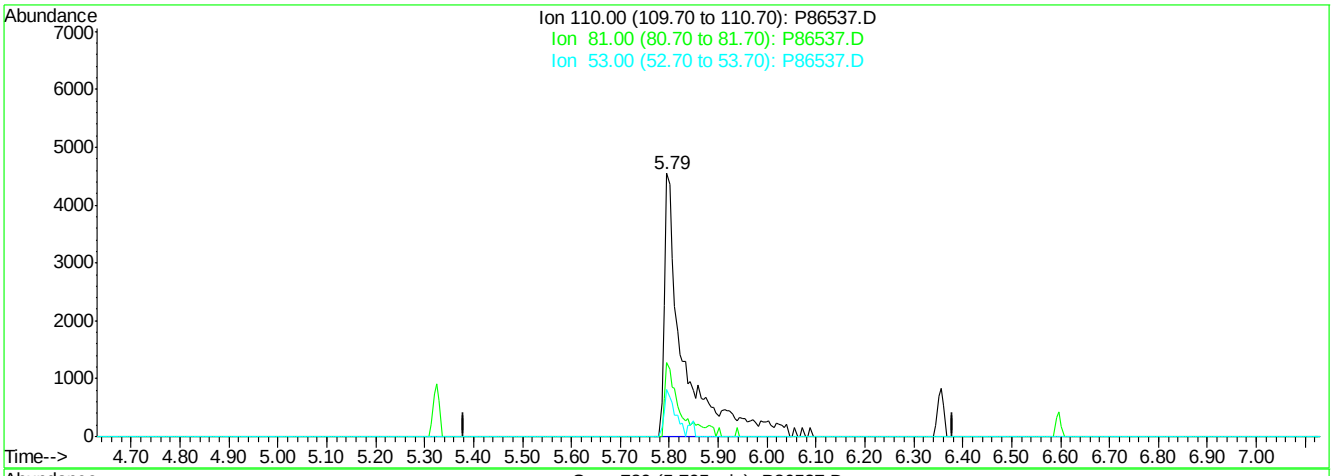

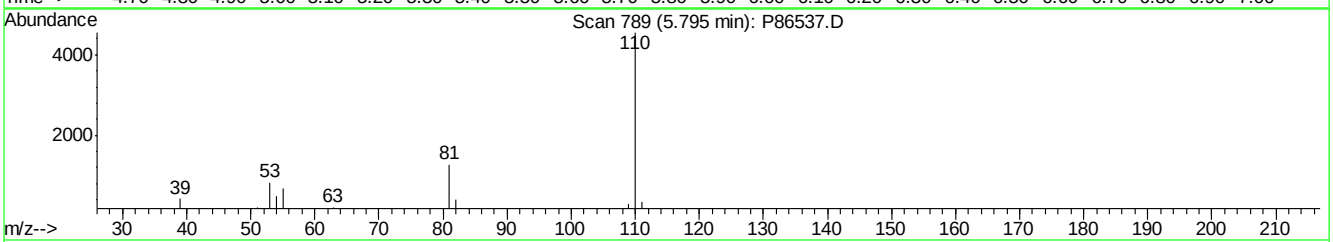

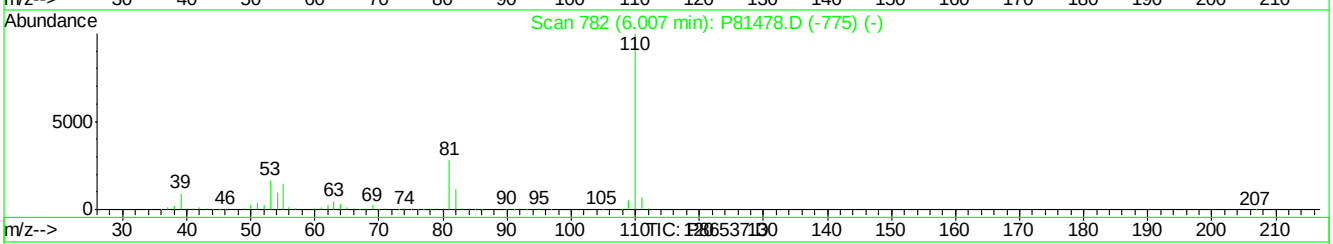

(164) Hydroquinone

5.79min 4.94ppb m

response 12430

Ion	Exp%	Act%
110.00	100	100
81.00	28.60	20.63
53.00	17.60	9.83
0.00	0.00	0.00

P86537.D MP3684.M Thu Jun 26 19:05:57 2014

P86538.D

Manual Integrations APPROVED (compounds with "m" flag)

Nina Pandya 06/26/14 19:09

Quantitation Report (QT Reviewed)

Data File : C:\MSDCHEM\1\DATA\EP3684\P86538.D Vial: 16
Acq On : 20 Jun 2014 10:29 pm Operator: saraw
Sample : ic3685-2 Inst : MSP
Misc : op75641,ep3685,1000,,,1,1 Multiplr: 1.00
MS Integration Params: rteint.p
Quant Time: Jun 23 08:34:14 2014 Quant Results File: MP3684.RES

Quant Method : C:\MSDCHEM\1\METHODS\MP3684.M (RTE Integrator)
Title : Semi Volatile Extractables by GC/MS
Last Update : Mon Jun 23 08:29:37 2014
Response via : Initial Calibration
DataAcq Meth : MP3684

Internal Standards	R.T.	QIon	Response	Conc	Units	Dev(Min)
1) 1,4-Dichlorobenzene-d4	3.97	152	76820	40.00	ppb	0.00
24) Naphthalene-d8	5.32	136	279880	40.00	ppb	0.00
47) Acenaphthene-d10	7.40	164	157435	40.00	ppb	0.00
69) Phenanthrene-d10	9.22	188	258219	40.00	ppb	0.00
83) Chrysene-d12	13.02	240	259768	40.00	ppb	-0.01
92) Perylene-d12	15.10	264	228240	40.00	ppb	0.00
102) 1,4-Dichlorobenzene-d4A	3.97	152	76820	40.00	ppb	0.00
112) Naphthalene-d8A	5.32	136	279880	40.00	ppb	0.00
120) Acenaphthene-d10A	7.40	164	157435	40.00	ppb	0.00
131) Phenanthrene-d10A	9.22	188	258219	40.00	ppb	0.00
146) Chrysene-d12A	13.02	240	259768	40.00	ppb	-0.01
154) Perylene-d12A	15.10	264	228240	40.00	ppb	0.00
157) 1,4-Dichlorobenzene-d4b	3.97	152	76820	40.00	ppb	0.00
159) Phenanthrene-d10b	9.22	188	258219	40.00	ppb	0.00
161) Chrysene-d12b	13.02	240	259768	40.00	ppb	-0.01
163) Naphthalene-d8b	5.32	136	279880	40.00	ppb	0.00
165) Acenaphthene-d10b	7.40	164	157435	40.00	ppb	0.00
167) Naphthalene-d8c	5.32	136	279880	40.00	ppb	0.00
172) 1,4-Dichlorobenzene-d4a	3.97	152	76820	40.00	ppb	-0.02
174) Chrysene-d12c	13.02	240	259768	40.00	ppb	-0.01
176) Chrysene-d12d	13.02	240	259768	40.00	ppb	-0.01
178) Naphthalene-d8a	5.32	136	279880	40.00	ppb	0.02
180) Naphthalene-d8b	5.32	136	279880	40.00	ppb	-0.08
182) Perylene-d12a	15.10	264	228240	40.00	ppb	-0.20
System Monitoring Compounds						
5) 2-Fluorophenol	0.00	112	0	0.00	ppb	
Spiked Amount 50.000			Recovery =	0.00%		
8) Phenol-d5	0.00	99	0	0.00	ppb	
Spiked Amount 50.000			Recovery =	0.00%		
25) Nitrobenzene-d5	0.00	82	0	0.00	ppb	
Spiked Amount 50.000			Recovery =	0.00%		
51) 2-Fluorobiphenyl	0.00	172	0d	0.00	ppb	
Spiked Amount 50.000			Recovery =	0.00%		
73) 2,4,6-Tribromophenol	0.00	330	0	0.00	ppb	
Spiked Amount 50.000			Recovery =	0.00%		
85) Terphenyl-d14	0.00	244	0	0.00	ppb	
Spiked Amount 50.000			Recovery =	0.00%		
Target Compounds						Qvalue
158) Benzaldehyde	3.55	105	5895	2.87	ppb	99
160) Atrazine	8.88	200	3550	2.66	ppb	92
162) Benzidine	11.09	184	12815	2.45	ppb	95
164) Hydroquinone	5.81	110	5741m	2.13	ppb	
166) 1,2,4,5-Tetrachlorobenzene	6.36	216	6415	2.57	ppb	98

(#) = qualifier out of range (m) = manual integration (+) = signals summed

Quantitation Report (QT Reviewed)

Data File : C:\MSDCHEM\1\DATA\EP3684\P86538.D Vial: 16
Acq On : 20 Jun 2014 10:29 pm Operator: saraw
Sample : ic3685-2 Inst : MSP
Misc : op75641,ep3685,1000,,,1,1 Multiplr: 1.00
MS Integration Params: rteint.p
Quant Time: Jun 23 8:34 2014 Quant Results File: MP3684.RES

Method : C:\MSDCHEM\1\METHODS\MP3684.M (RTE Integrator)
Title : Semi Volatile Extractables by GC/MS
Last Update : Mon Jun 23 08:47:16 2014
Response via : Initial Calibration

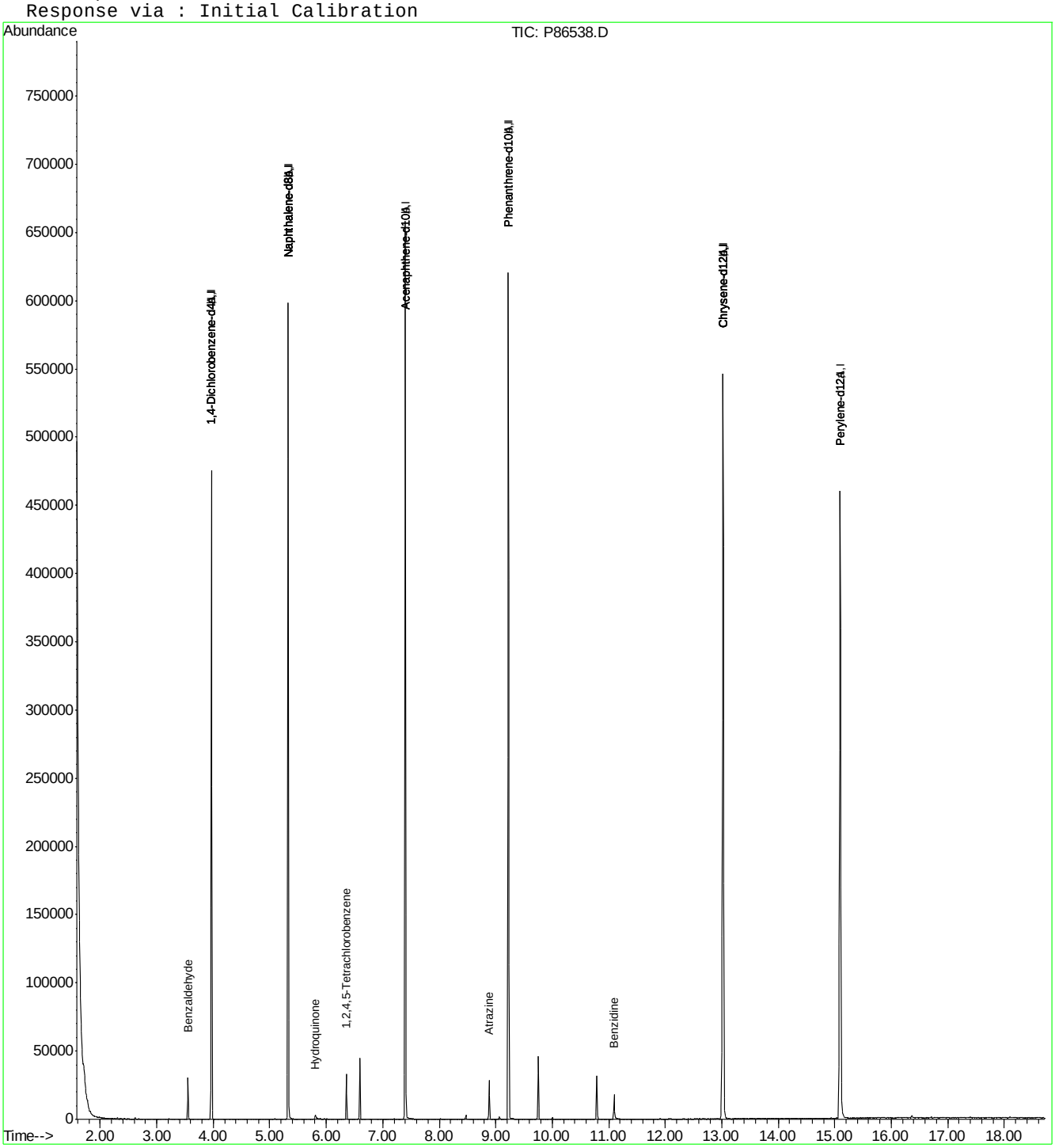

ACCUTEST LABORATORIES JB70128

Manual Integration Approval Summary

Sample Number:	EP3685-IC3685	**Method:**	SW846 8270D
Lab FileID:	P86538.D	**Analyst approved:**	06/23/14 09:24 Kristi Schollenberger
Injection Time:	06/20/14 22:29	**Supervisor approved:**	06/26/14 19:09 Nina Pandya

Parameter	CAS	Sig#	R.T. (min.)	Reason
Hydroquinone	123-31-9		5.81	Poor instrument integration

Quantitation Report (Qedit)

Data File : C:\MSDCHEM\1\DATA\EP3684\P86538.D Vial: 16
Acq On : 20 Jun 2014 10:29 pm Operator: saraw
Sample : ic3685-2 Inst : MSP
Misc : op75641,ep3685,1000,,,1,1 Multiplr: 1.00
MS Integration Params: rteint.p
Quant Time: Jun 23 8:34 2014 Quant Results File: temp.res

Method : C:\MSDCHEM\1\METHODS\MP3684.M (RTE Integrator)
Title : Semi Volatile Extractables by GC/MS
Last Update : Mon Jun 23 08:47:16 2014
Response via : Multiple Level Calibration

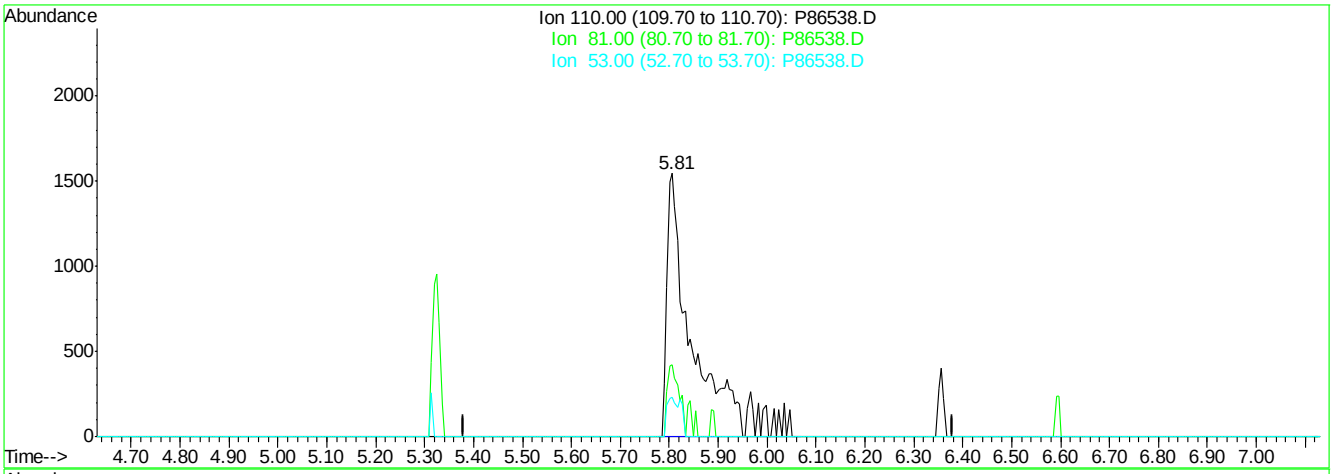

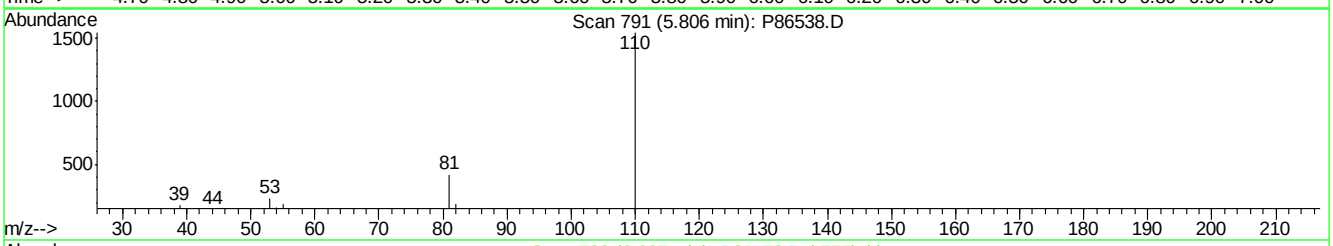

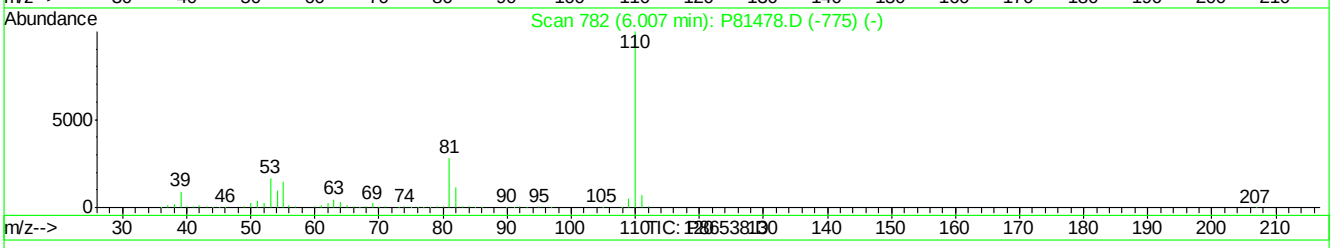

(164) Hydroquinone

5.81min 2.13ppb m

response 5741

Ion	Exp%	Act%
110.00	100	100
81.00	28.60	0.00
53.00	17.60	0.00
0.00	0.00	0.00

P86538.D MP3684.M Thu Jun 26 19:08:06 2014

Quantitation Report (QT Reviewed)

Data File : C:\MSDCHEM\1\DATA\EP3684\P86539.D Vial: 17
Acq On : 20 Jun 2014 10:58 pm Operator: saraw
Sample : ic3685-1 Inst : MSP
Misc : op75641,ep3685,1000,,,1,1 Multiplr: 1.00
MS Integration Params: rteint.p
Quant Time: Jun 23 08:34:55 2014 Quant Results File: MP3684.RES

Quant Method : C:\MSDCHEM\1\METHODS\MP3684.M (RTE Integrator)
Title : Semi Volatile Extractables by GC/MS
Last Update : Mon Jun 23 08:29:37 2014
Response via : Initial Calibration
DataAcq Meth : MP3684

Internal Standards	R.T.	QIon	Response	Conc	Units	Dev(Min)
1) 1,4-Dichlorobenzene-d4	3.97	152	74275	40.00	ppb	0.00
24) Naphthalene-d8	5.32	136	267520	40.00	ppb	0.00
47) Acenaphthene-d10	7.40	164	150896	40.00	ppb	0.00
69) Phenanthrene-d10	9.22	188	248527	40.00	ppb	0.00
83) Chrysene-d12	13.02	240	248463	40.00	ppb	-0.01
92) Perylene-d12	15.10	264	216445	40.00	ppb	0.00
102) 1,4-Dichlorobenzene-d4A	3.97	152	74275	40.00	ppb	0.00
112) Naphthalene-d8A	5.32	136	267520	40.00	ppb	0.00
120) Acenaphthene-d10A	7.40	164	150896	40.00	ppb	0.00
131) Phenanthrene-d10A	9.22	188	248527	40.00	ppb	0.00
146) Chrysene-d12A	13.02	240	248463	40.00	ppb	-0.01
154) Perylene-d12A	15.10	264	216445	40.00	ppb	0.00
157) 1,4-Dichlorobenzene-d4b	3.97	152	74275	40.00	ppb	0.00
159) Phenanthrene-d10b	9.22	188	248527	40.00	ppb	0.00
161) Chrysene-d12b	13.02	240	248463	40.00	ppb	-0.01
163) Naphthalene-d8b	5.32	136	267520	40.00	ppb	0.00
165) Acenaphthene-d10b	7.40	164	150896	40.00	ppb	0.00
167) Naphthalene-d8c	5.32	136	267520	40.00	ppb	0.00
172) 1,4-Dichlorobenzene-d4a	3.97	152	74275	40.00	ppb	-0.02
174) Chrysene-d12c	13.02	240	248463	40.00	ppb	-0.01
176) Chrysene-d12d	13.02	240	248463	40.00	ppb	-0.01
178) Naphthalene-d8a	5.32	136	267520	40.00	ppb	0.02
180) Naphthalene-d8b	5.32	136	267520	40.00	ppb	-0.08
182) Perylene-d12a	15.10	264	216445	40.00	ppb	-0.20
System Monitoring Compounds						
5) 2-Fluorophenol	0.00	112	0	0.00	ppb	
Spiked Amount 50.000			Recovery =	0.00%		
8) Phenol-d5	0.00	99	0	0.00	ppb	
Spiked Amount 50.000			Recovery =	0.00%		
25) Nitrobenzene-d5	0.00	82	0	0.00	ppb	
Spiked Amount 50.000			Recovery =	0.00%		
51) 2-Fluorobiphenyl	0.00	172	0d	0.00	ppb	
Spiked Amount 50.000			Recovery =	0.00%		
73) 2,4,6-Tribromophenol	0.00	330	0	0.00	ppb	
Spiked Amount 50.000			Recovery =	0.00%		
85) Terphenyl-d14	0.00	244	0	0.00	ppb	
Spiked Amount 50.000			Recovery =	0.00%		
Target Compounds						Qvalue
158) Benzaldehyde	3.55	105	2671	1.34	ppb	# 88
160) Atrazine	8.88	200	1438	1.12	ppb	# 35
162) Benzidine	11.09	184	5031	1.01	ppb	# 66
166) 1,2,4,5-Tetrachlorobenzene	6.36	216	2901	1.21	ppb	97

(#) = qualifier out of range (m) = manual integration (+) = signals summed

Quantitation Report (QT Reviewed)

Data File : C:\MSDCHEM\1\DATA\EP3684\P86539.D Vial: 17
Acq On : 20 Jun 2014 10:58 pm Operator: saraw
Sample : ic3685-1 Inst : MSP
Misc : op75641,ep3685,1000,,,1,1 Multiplr: 1.00
MS Integration Params: rteint.p
Quant Time: Jun 23 8:35 2014 Quant Results File: MP3684.RES

Method : C:\MSDCHEM\1\METHODS\MP3684.M (RTE Integrator)
Title : Semi Volatile Extractables by GC/MS
Last Update : Mon Jun 23 08:47:16 2014
Response via : Initial Calibration



ACCUTEST LABORATORIES JB70128

Quantitation Report (QT Reviewed)

Data File : C:\MSDCHEM\1\DATA\EP3684\P86540.D Vial: 18
Acq On : 20 Jun 2014 11:27 pm Operator: saraw
Sample : icv3684-50 Inst : MSP
Misc : op75641,ep3685,1000,,,1,1 Multiplr: 1.00
MS Integration Params: rteint.p
Quant Time: Jun 23 08:47:18 2014 Quant Results File: MP3684.RES

Quant Method : C:\MSDCHEM\1\METHODS\MP3684.M (RTE Integrator)
Title : Semi Volatile Extractables by GC/MS
Last Update : Mon Jun 23 08:47:16 2014
Response via : Initial Calibration
DataAcq Meth : MP3684

Internal Standards	R.T.	QIon	Response	Conc	Units	Dev(Min)
1) 1,4-Dichlorobenzene-d4	3.97	152	95628	40.00	ppb	0.00
24) Naphthalene-d8	5.32	136	354495	40.00	ppb	0.00
47) Acenaphthene-d10	7.40	164	223483	40.00	ppb	0.00
69) Phenanthrene-d10	9.22	188	356548	40.00	ppb	0.00
83) Chrysene-d12	13.02	240	323504	40.00	ppb	-0.01
92) Perylene-d12	15.10	264	287488	40.00	ppb	0.00
102) 1,4-Dichlorobenzene-d4A	3.97	152	95628	40.00	ppb	0.00
112) Naphthalene-d8A	5.32	136	354495	40.00	ppb	0.00
120) Acenaphthene-d10A	7.40	164	223483	40.00	ppb	0.00
131) Phenanthrene-d10A	9.22	188	356548	40.00	ppb	0.00
146) Chrysene-d12A	13.02	240	323504	40.00	ppb	-0.01
154) Perylene-d12A	15.10	264	287488	40.00	ppb	0.00
157) 1,4-Dichlorobenzene-d4b	3.97	152	95628	40.00	ppb	0.00
159) Phenanthrene-d10b	9.22	188	356548	40.00	ppb	0.00
161) Chrysene-d12b	13.02	240	323504	40.00	ppb	0.00
163) Naphthalene-d8b	5.32	136	354495	40.00	ppb	0.00
165) Acenaphthene-d10b	7.40	164	223483	40.00	ppb	0.00
167) Naphthalene-d8c	5.32	136	354495	40.00	ppb	0.00
172) 1,4-Dichlorobenzene-d4a	3.97	152	95628	40.00	ppb	-0.02
174) Chrysene-d12c	13.02	240	323504	40.00	ppb	-0.01
176) Chrysene-d12d	13.02	240	323504	40.00	ppb	-0.01
178) Naphthalene-d8a	5.32	136	354495	40.00	ppb	0.02
180) Naphthalene-d8b	5.32	136	354495	40.00	ppb	0.02
182) Perylene-d12a	15.10	264	287488	40.00	ppb	0.00
System Monitoring Compounds						
5) 2-Fluorophenol	0.00	112	0	0.00	ppb	
Spiked Amount 50.000			Recovery =	0.00%		
8) Phenol-d5	0.00	99	0d	0.00	ppb	
Spiked Amount 50.000			Recovery =	0.00%		
25) Nitrobenzene-d5	0.00	82	0	0.00	ppb	
Spiked Amount 50.000			Recovery =	0.00%		
51) 2-Fluorobiphenyl	0.00	172	0	0.00	ppb	
Spiked Amount 50.000			Recovery =	0.00%		
73) 2,4,6-Tribromophenol	0.00	330	0	0.00	ppb	
Spiked Amount 50.000			Recovery =	0.00%		
85) Terphenyl-d14	0.00	244	0	0.00	ppb	
Spiked Amount 50.000			Recovery =	0.00%		
Target Compounds						Qvalue
9) Phenol	3.60	94	219179	48.15	ppb	99
12) 2-Chlorophenol	3.76	128	161825	46.84	ppb	99
19) 2-Methylphenol	4.20	108	150868	45.85	ppb	99
21) 3&4-Methylphenol	4.36	108	156969	47.70	ppb	99
29) 2-Nitrophenol	4.90	139	89929	49.38	ppb	97
30) 2,4-Dimethylphenol	4.94	107	142965	46.48	ppb	96
31) Benzoic acid	5.08	105	112772	47.41	ppb	97
33) 2,4-Dichlorophenol	5.16	162	128625	46.19	ppb	99
34) 2,6-Dichlorophenol	5.42	162	126878	48.26	ppb	99
43) 4-Chloro-3-methylphenol	5.98	107	130961	47.27	ppb	98

(#) = qualifier out of range (m) = manual integration
P86540.D MP3684.M Wed Jun 25 12:51:47 2014 Page 1

Quantitation Report (QT Reviewed)

Data File : C:\MSDCHEM\1\DATA\EP3684\P86540.D Vial: 18
Acq On : 20 Jun 2014 11:27 pm Operator: saraw
Sample : icv3684-50 Inst : MSP
Misc : op75641,ep3685,1000,,,1,1 Multiplr: 1.00
MS Integration Params: rteint.p
Quant Time: Jun 23 08:47:18 2014 Quant Results File: MP3684.RES

Quant Method : C:\MSDCHEM\1\METHODS\MP3684.M (RTE Integrator)
Title : Semi Volatile Extractables by GC/MS
Last Update : Mon Jun 23 08:47:16 2014
Response via : Initial Calibration
DataAcq Meth : MP3684

	Compound	R.T.	QIon	Response	Conc	Unit		Qvalue
49)	2,4,6-Trichlorophenol	6.49	196	91069	47.68	ppb		99
50)	2,4,5-Trichlorophenol	6.53	196	93282	43.36	ppb		98
60)	2,4-Dinitrophenol	7.47	184	32968	41.72	ppb	#	77
61)	4-Nitrophenol	7.57	109	39074	48.86	ppb		97
64)	2,3,4,6-Tetrachlorophenol	7.80	232	75547	45.62	ppb		99
70)	4,6-Dinitro-2-methylphenol	8.13	198	54267	44.18	ppb		99
76)	Pentachlorophenol	8.99	266	59698	53.36	ppb		97

(#) = qualifier out of range (m) = manual integration (+) = signals summed

Quantitation Report (QT Reviewed)

Data File : C:\MSDCHEM\1\DATA\EP3684\P86540.D Vial: 18
Acq On : 20 Jun 2014 11:27 pm Operator: saraw
Sample : icv3684-50 Inst : MSP
Misc : op75641,ep3685,1000,,,1,1 Multiplr: 1.00
MS Integration Params: rteint.p
Quant Time: Jun 23 8:48 2014 Quant Results File: MP3684.RES

Method : C:\MSDCHEM\1\METHODS\MP3684.M (RTE Integrator)
Title : Semi Volatile Extractables by GC/MS
Last Update : Mon Jun 23 08:47:16 2014
Response via : Initial Calibration

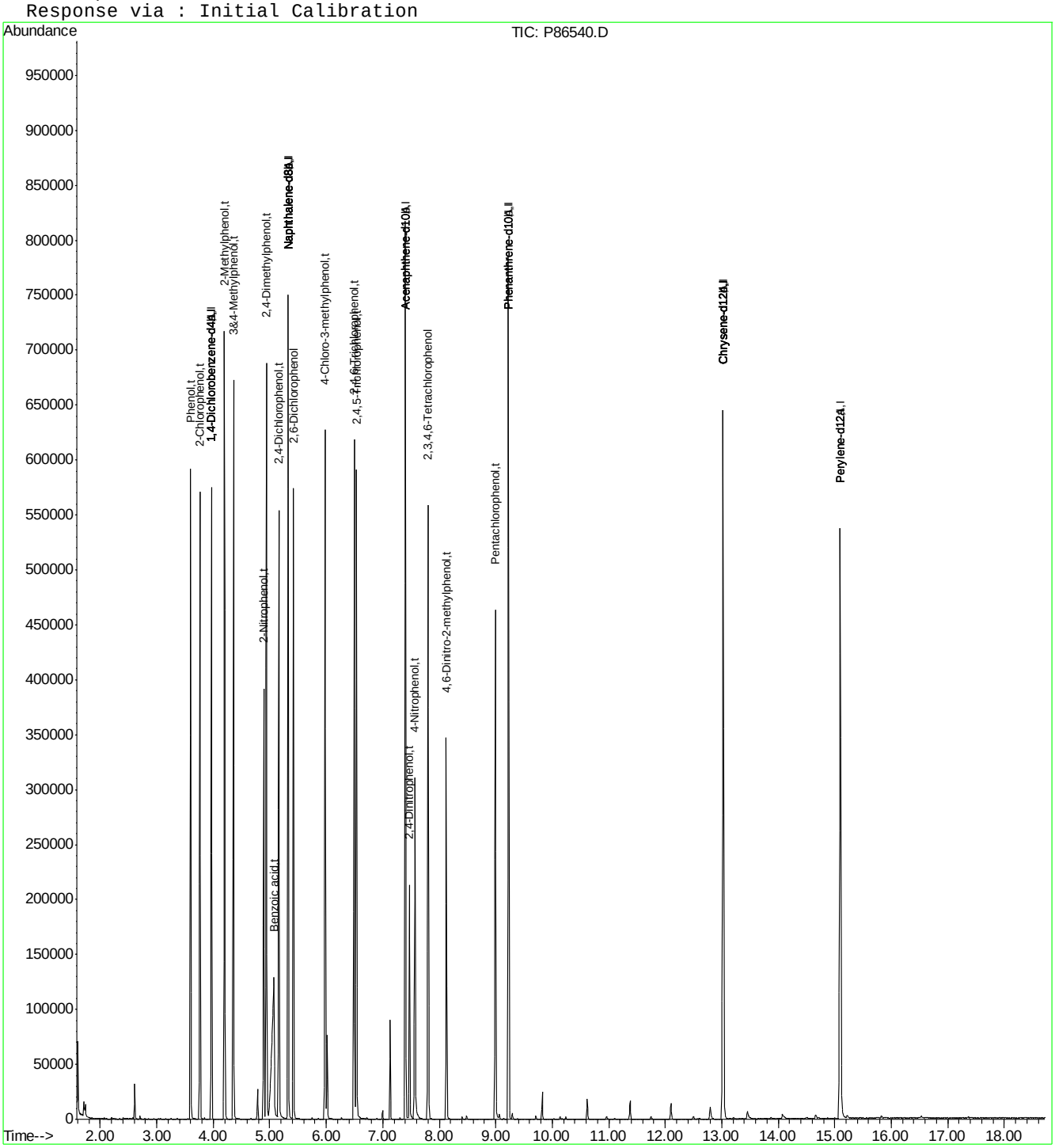

ACCUTEST LABORATORIES JB70128

Quantitation Report (QT Reviewed)

Data File : C:\MSDCHEM\1\DATA\EP3684\P86541A.D Vial: 19
Acq On : 20 Jun 2014 11:54 pm Operator: saraw
Sample : icv3685-50 Inst : MSP
Misc : op75641,ep3685,1000,,,1,1 Multiplr: 1.00
MS Integration Params: rteint.p
Quant Time: Jun 23 08:53:54 2014 Quant Results File: MP3684.RES

Quant Method : C:\MSDCHEM\1\METHODS\MP3684.M (RTE Integrator)
Title : Semi Volatile Extractables by GC/MS
Last Update : Mon Jun 23 08:47:16 2014
Response via : Initial Calibration
DataAcq Meth : MP3684

Internal Standards	R.T.	QIon	Response	Conc	Units	Dev(Min)
1) 1,4-Dichlorobenzene-d4	3.97	152	88592	40.00	ppb	0.00
24) Naphthalene-d8	5.32	136	319027	40.00	ppb	0.00
47) Acenaphthene-d10	7.40	164	178741	40.00	ppb	0.00
69) Phenanthrene-d10	9.22	188	298244	40.00	ppb	0.00
83) Chrysene-d12	13.03	240	251783	40.00	ppb	0.00
92) Perylene-d12	15.10	264	242985	40.00	ppb	0.00
102) 1,4-Dichlorobenzene-d4A	3.97	152	88592	40.00	ppb	0.00
112) Naphthalene-d8A	5.32	136	319027	40.00	ppb	0.00
120) Acenaphthene-d10A	7.40	164	178741	40.00	ppb	0.00
131) Phenanthrene-d10A	9.22	188	298244	40.00	ppb	0.00
146) Chrysene-d12A	13.03	240	251783	40.00	ppb	0.00
154) Perylene-d12A	15.10	264	242985	40.00	ppb	0.00
157) 1,4-Dichlorobenzene-d4b	3.97	152	88592	40.00	ppb	0.00
159) Phenanthrene-d10b	9.22	188	298244	40.00	ppb	0.00
161) Chrysene-d12b	13.03	240	251783	40.00	ppb	0.01
163) Naphthalene-d8b	5.32	136	319027	40.00	ppb	0.00
165) Acenaphthene-d10b	7.40	164	178741	40.00	ppb	0.00
167) Naphthalene-d8c	5.32	136	319027	40.00	ppb	0.00
172) 1,4-Dichlorobenzene-d4a	3.97	152	88592	40.00	ppb	-0.02
174) Chrysene-d12c	13.03	240	251783	40.00	ppb	0.00
176) Chrysene-d12d	13.03	240	251783	40.00	ppb	0.00
178) Naphthalene-d8a	5.32	136	319027	40.00	ppb	0.02
180) Naphthalene-d8b	5.32	136	319027	40.00	ppb	0.02
182) Perylene-d12a	15.10	264	242985	40.00	ppb	0.00
System Monitoring Compounds						
5) 2-Fluorophenol	0.00	112	0	0.00	ppb	
Spiked Amount 50.000			Recovery =	0.00%		
8) Phenol-d5	0.00	99	0	0.00	ppb	
Spiked Amount 50.000			Recovery =	0.00%		
25) Nitrobenzene-d5	0.00	82	0d	0.00	ppb	
Spiked Amount 50.000			Recovery =	0.00%		
51) 2-Fluorobiphenyl	0.00	172	0	0.00	ppb	
Spiked Amount 50.000			Recovery =	0.00%		
73) 2,4,6-Tribromophenol	0.00	330	0	0.00	ppb	
Spiked Amount 50.000			Recovery =	0.00%		
85) Terphenyl-d14	0.00	244	0	0.00	ppb	
Spiked Amount 50.000			Recovery =	0.00%		
Target Compounds						Qvalue
166) 1,2,4,5-Tetrachlorobenzene	6.36	216	129013	41.36	ppb	99

(#) = qualifier out of range (m) = manual integration (+) = signals summed
P86541A.D MP3684.M Wed Jun 25 12:52:30 2014 Page 1

Quantitation Report (QT Reviewed)

Data File : C:\MSDCHEM\1\DATA\EP3684\P86541A.D Vial: 19
Acq On : 20 Jun 2014 11:54 pm Operator: saraw
Sample : icv3685-50 Inst : MSP
Misc : op75641,ep3685,1000,,,1,1 Multiplr: 1.00
MS Integration Params: rteint.p
Quant Time: Jun 23 8:59 2014 Quant Results File: MP3684.RES

Method : C:\MSDCHEM\1\METHODS\MP3684.M (RTE Integrator)
Title : Semi Volatile Extractables by GC/MS
Last Update : Mon Jun 23 08:47:16 2014
Response via : Initial Calibration

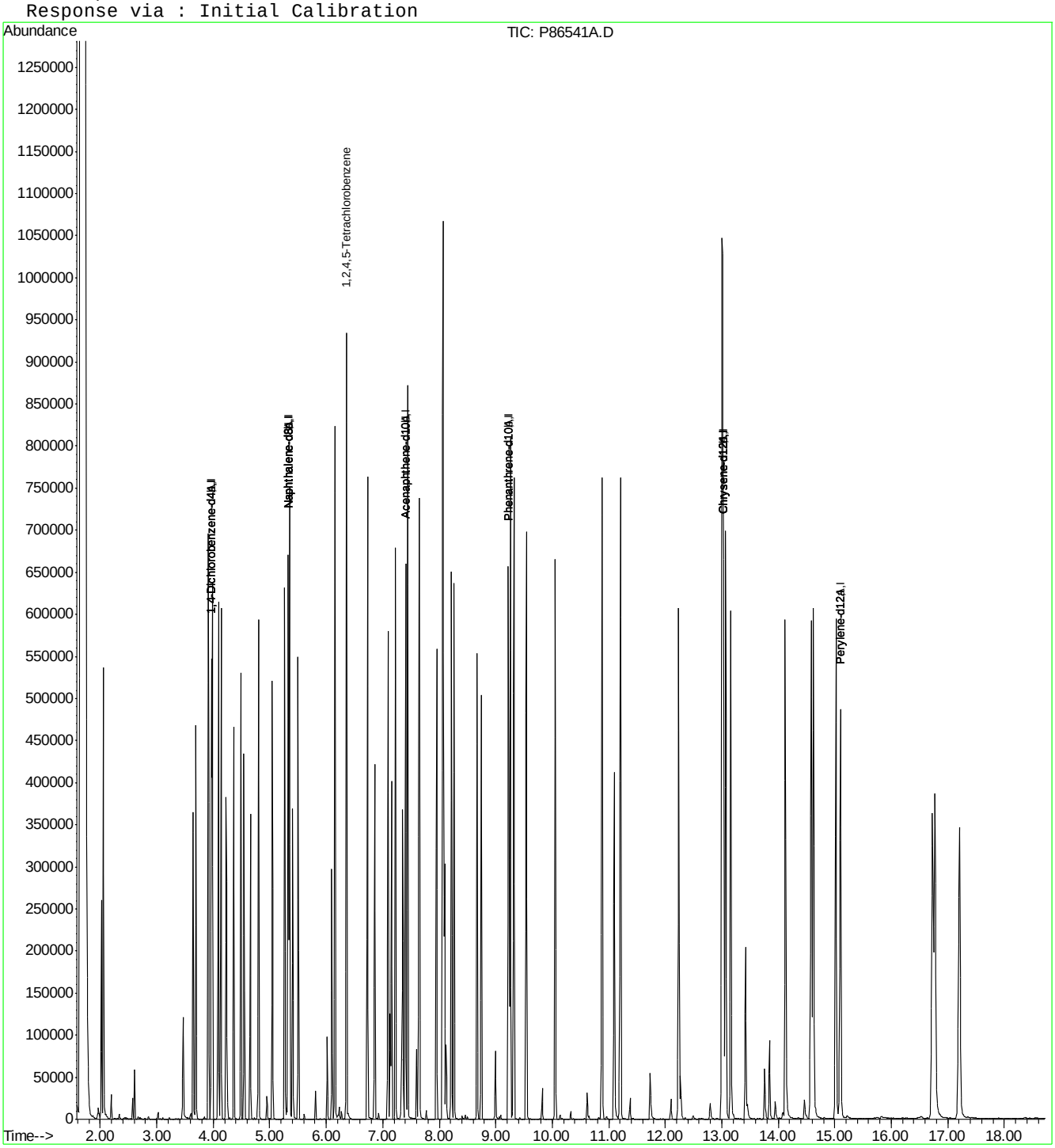

ACCUTEST LABORATORIES
JB70128

Manual Integrations APPROVED (compounds with "m" flag)
Nina Pandya
06/26/14 19:09

Quantitation Report (QT Reviewed)

Data File : C:\MSDCHEM\1\DATA\EP3684\P86541.D Vial: 19
Acq On : 20 Jun 2014 11:54 pm Operator: saraw
Sample : icv3684-50 Inst : MSP
Misc : op75641,ep3685,1000,,,1,1 Multiplr: 1.00
MS Integration Params: rteint.p
Quant Time: Jun 23 08:53:54 2014 Quant Results File: MP3684.RES

Quant Method : C:\MSDCHEM\1\METHODS\MP3684.M (RTE Integrator)
Title : Semi Volatile Extractables by GC/MS
Last Update : Mon Jun 23 08:47:16 2014
Response via : Initial Calibration
DataAcq Meth : MP3684

Internal Standards	R.T.	QIon	Response	Conc	Units		Dev(Min)
1) 1,4-Dichlorobenzene-d4	3.97	152	88592	40.00	ppb		0.00
24) Naphthalene-d8	5.32	136	319027	40.00	ppb		0.00
47) Acenaphthene-d10	7.40	164	178741	40.00	ppb		0.00
69) Phenanthrene-d10	9.22	188	298244	40.00	ppb		0.00
83) Chrysene-d12	13.03	240	251783	40.00	ppb		0.00
92) Perylene-d12	15.10	264	242985	40.00	ppb		0.00
102) 1,4-Dichlorobenzene-d4A	3.97	152	88592	40.00	ppb		0.00
112) Naphthalene-d8A	5.32	136	319027	40.00	ppb		0.00
120) Acenaphthene-d10A	7.40	164	178741	40.00	ppb		0.00
131) Phenanthrene-d10A	9.22	188	298244	40.00	ppb		0.00
146) Chrysene-d12A	13.03	240	251783	40.00	ppb		0.00
154) Perylene-d12A	15.10	264	242985	40.00	ppb		0.00
157) 1,4-Dichlorobenzene-d4b	3.97	152	88592	40.00	ppb		0.00
159) Phenanthrene-d10b	9.22	188	298244	40.00	ppb		0.00
161) Chrysene-d12b	13.03	240	251783	40.00	ppb		0.01
163) Naphthalene-d8b	5.32	136	319027	40.00	ppb		0.00
165) Acenaphthene-d10b	7.40	164	178741	40.00	ppb		0.00
167) Naphthalene-d8c	5.32	136	319027	40.00	ppb		0.00
172) 1,4-Dichlorobenzene-d4a	3.97	152	88592	40.00	ppb		-0.02
174) Chrysene-d12c	13.03	240	251783	40.00	ppb		0.00
176) Chrysene-d12d	13.03	240	251783	40.00	ppb		0.00
178) Naphthalene-d8a	5.32	136	319027	40.00	ppb		0.02
180) Naphthalene-d8b	5.32	136	319027	40.00	ppb		0.02
182) Perylene-d12a	15.10	264	242985	40.00	ppb		0.00
System Monitoring Compounds							
5) 2-Fluorophenol	0.00	112	0	0.00	ppb		
Spiked Amount 50.000			Recovery =	0.00%			
8) Phenol-d5	0.00	99	0	0.00	ppb		
Spiked Amount 50.000			Recovery =	0.00%			
25) Nitrobenzene-d5	0.00	82	0d	0.00	ppb		
Spiked Amount 50.000			Recovery =	0.00%			
51) 2-Fluorobiphenyl	0.00	172	0	0.00	ppb		
Spiked Amount 50.000			Recovery =	0.00%			
73) 2,4,6-Tribromophenol	0.00	330	0	0.00	ppb		
Spiked Amount 50.000			Recovery =	0.00%			
85) Terphenyl-d14	0.00	244	0	0.00	ppb		
Spiked Amount 50.000			Recovery =	0.00%			
Target Compounds							Qvalue
3) Pyridine	2.06	79	168364	43.92	ppb		100
4) N-Nitrosodimethylamine	2.02	42	59745	46.26	ppb		93
11) bis(2-Chloroethyl)ether	3.69	93	154189	49.10	ppb		97
14) 1,3-Dichlorobenzene	3.91	146	165657	45.85	ppb		99
15) 1,4-Dichlorobenzene	3.98	146	154170	43.81	ppb		99
16) Benzyl alcohol	4.09	108	103612	48.21	ppb		98
17) 1,2-Dichlorobenzene	4.14	146	151804	45.72	ppb		99
20) 2,2'-oxybis(1-Chloropropan	4.23	121	49160	51.83	ppb	#	94
22) n-Nitroso-di-n-propylamine	4.36	70	99515	50.67	ppb		97
23) Hexachloroethane	4.49	201	59988	47.38	ppb		93

(#) = qualifier out of range (m) = manual integration
P86541.D MP3684.M Wed Jun 25 12:52:02 2014 Page 1

9.6.76
6

Quantitation Report (QT Reviewed)

Data File : C:\MSDCHEM\1\DATA\EP3684\P86541.D Vial: 19
Acq On : 20 Jun 2014 11:54 pm Operator: saraw
Sample : icv3684-50 Inst : MSP
Misc : op75641,ep3685,1000,,,1,1 Multiplr: 1.00
MS Integration Params: rteint.p
Quant Time: Jun 23 08:53:54 2014 Quant Results File: MP3684.RES

Quant Method : C:\MSDCHEM\1\METHODS\MP3684.M (RTE Integrator)
Title : Semi Volatile Extractables by GC/MS
Last Update : Mon Jun 23 08:47:16 2014
Response via : Initial Calibration
DataAcq Meth : MP3684

	Compound	R.T.	QIon	Response	Conc	Unit	Qvalue
26)	Nitrobenzene	4.54	77	145532	46.28	ppb	97
28)	Isophorone	4.80	82	254425	44.27	ppb	99
32)	bis(2-Chloroethoxy)methane	5.05	93	172953	50.37	ppb	100
36)	1,2,4-Trichlorobenzene	5.26	180	131393	46.12	ppb	99
38)	Naphthalene	5.35	128	368209	43.07	ppb	99
42)	Hexachlorobutadiene	5.51	225	69364	47.83	ppb	99
44)	2-Methylnaphthalene	6.15	141	216977	43.89	ppb	98
48)	Hexachlorocyclopentadiene	6.36	237	57991	43.69	ppb	99
52)	2-Chloronaphthalene	6.73	162	241440	48.53	ppb	98
54)	2-Nitroaniline	6.86	65	70724	51.22	ppb	98
55)	Dimethylphthalate	7.09	163	266211	48.05	ppb	100
56)	Acenaphthylene	7.23	152	318511	40.07	ppb	100
57)	2,6-Dinitrotoluene	7.16	165	60100	48.89	ppb	99
58)	3-Nitroaniline	7.35	138	70358	45.69	ppb	99
59)	Acenaphthene	7.44	153	229270	46.06	ppb	95
62)	Dibenzofuran	7.65	168	313601	45.64	ppb	99
63)	2,4-Dinitrotoluene	7.64	165	75639	47.75	ppb	96
65)	Diethylphthalate	7.95	149	247637	47.82	ppb	98
66)	Fluorene	8.07	166	250594	45.69	ppb	100
67)	4-Chlorophenyl-phenylether	8.07	204	117291	44.70	ppb	95
68)	4-Nitroaniline	8.10	138	73665	48.23	ppb	98
71)	n-Nitrosodiphenylamine	8.21	169	187549	47.13	ppb	98
72)	1,2-Diphenylhydrazine	8.26	77	248418	43.12	ppb	98
74)	4-Bromophenyl-phenylether	8.67	248	76594	47.79	ppb	96
75)	Hexachlorobenzene	8.74	284	72797	44.70	ppb	94
77)	Phenanthrene	9.26	178	359746	42.77	ppb	100
78)	Anthracene	9.32	178	368884	43.39	ppb	99
79)	Carbazole	9.54	167	360290	44.28	ppb	99
80)	Di-n-butylphthalate	10.05	149	407965	44.95	ppb	100
81)	Fluoranthene	10.89	202	413168	43.89	ppb	98
84)	Pyrene	11.21	202	418171	48.59	ppb	98
86)	Butylbenzylphthalate	12.24	149	184476	52.20	ppb	98
88)	Benzo[a]anthracene	13.02	228	316478	43.59	ppb	100
90)	Chrysene	13.07	228	330539	48.38	ppb	100
91)	bis(2-Ethylhexyl)phthalate	13.16	149	232509	50.97	ppb	99
93)	Di-n-octylphthalate	14.12	149	424514	51.98	ppb	100
94)	Benzo[b]fluoranthene	14.58	252	332992	46.08	ppb	97
95)	Benzo[k]fluoranthene	14.62	252	336036	46.62	ppb	98
96)	Benzo[a]pyrene	15.02	252	318262	47.74	ppb	99
97)	Indeno[1,2,3-cd]pyrene	16.73	276	359101m	47.30	ppb	
99)	Dibenz[a,h]anthracene	16.77	278	294994	47.56	ppb	99
101)	Benzo[g,h,i]perylene	17.21	276	305623	47.89	ppb	98

(#) = qualifier out of range (m) = manual integration (+) = signals summed

Quantitation Report (QT Reviewed)

Data File : C:\MSDCHEM\1\DATA\EP3684\P86541.D Vial: 19
Acq On : 20 Jun 2014 11:54 pm Operator: saraw
Sample : icv3684-50 Inst : MSP
Misc : op75641,ep3685,1000,,,1,1 Multiplr: 1.00
MS Integration Params: rteint.p
Quant Time: Jun 23 8:58 2014 Quant Results File: MP3684.RES

Method : C:\MSDCHEM\1\METHODS\MP3684.M (RTE Integrator)
Title : Semi Volatile Extractables by GC/MS
Last Update : Mon Jun 23 08:47:16 2014
Response via : Initial Calibration

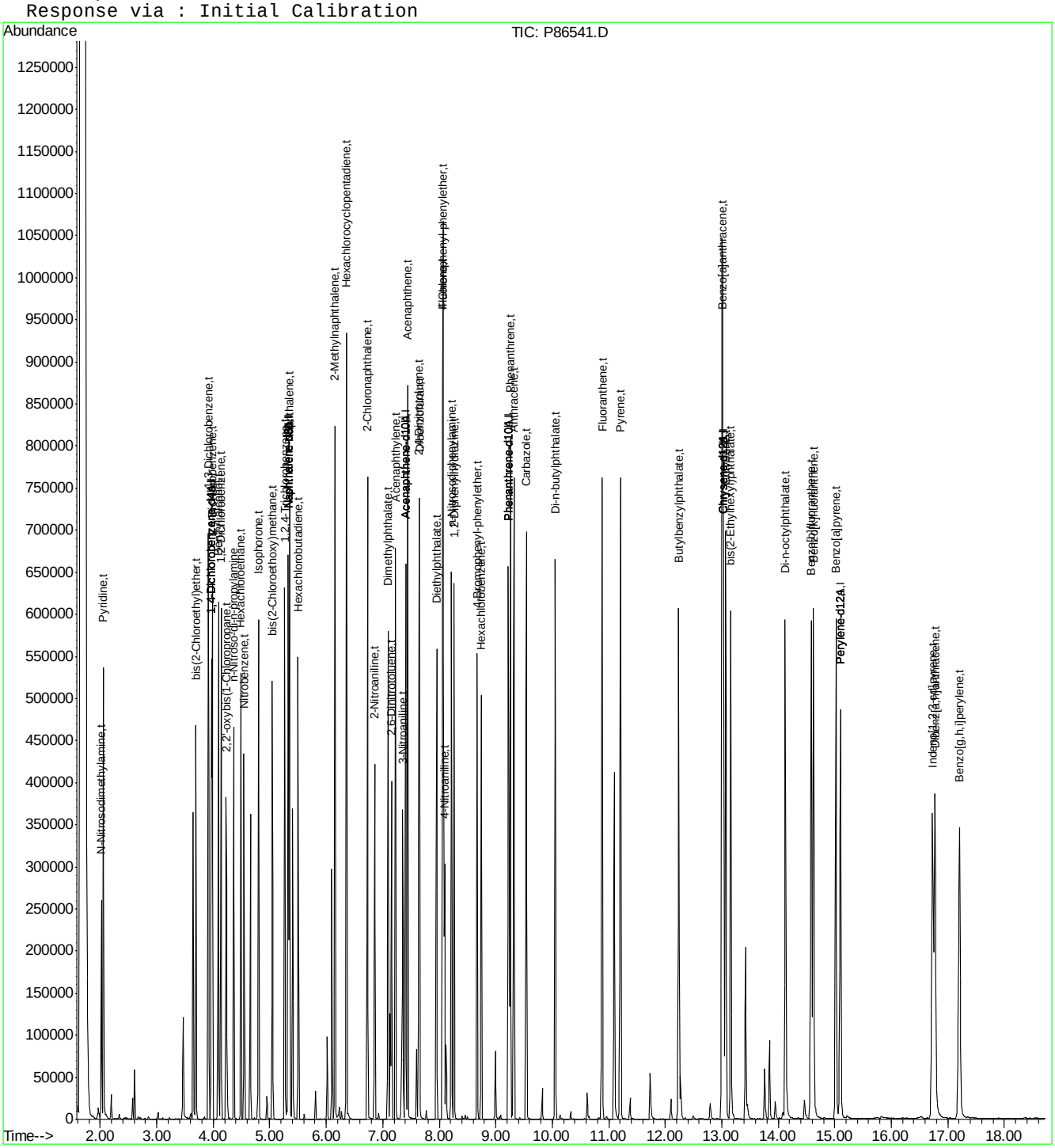

Manual Integration Approval Summary

Sample Number:	EP3685-ICV3684	**Method:**	SW846 8270D
Lab FileID:	P86541.D	**Analyst approved:**	06/23/14 09:24 Kristi Schollenberger
Injection Time:	06/20/14 23:54	**Supervisor approved:**	06/26/14 19:09 Nina Pandya

Parameter	CAS	Sig#	R.T. (min.)	Reason
Indeno(1,2,3-cd)pyrene	193-39-5		16.73	Split peak

Quantitation Report (Qedit)

Data File : C:\MSDCHEM\1\DATA\EP3684\P86541.D Vial: 19
Acq On : 20 Jun 2014 11:54 pm Operator: saraw
Sample : icv3684-50 Inst : MSP
Misc : op75641,ep3685,1000,,,1,1 Multiplr: 1.00
MS Integration Params: rteint.p
Quant Time: Jun 23 8:58 2014 Quant Results File: temp.res

Method : C:\MSDCHEM\1\METHODS\MP3684.M (RTE Integrator)
Title : Semi Volatile Extractables by GC/MS
Last Update : Mon Jun 23 08:47:16 2014
Response via : Multiple Level Calibration

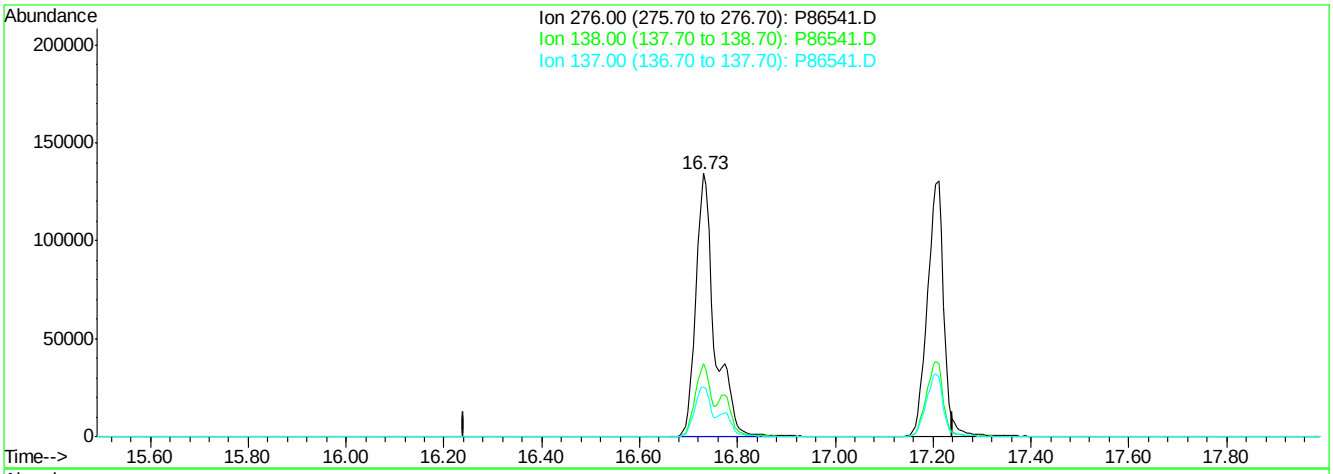

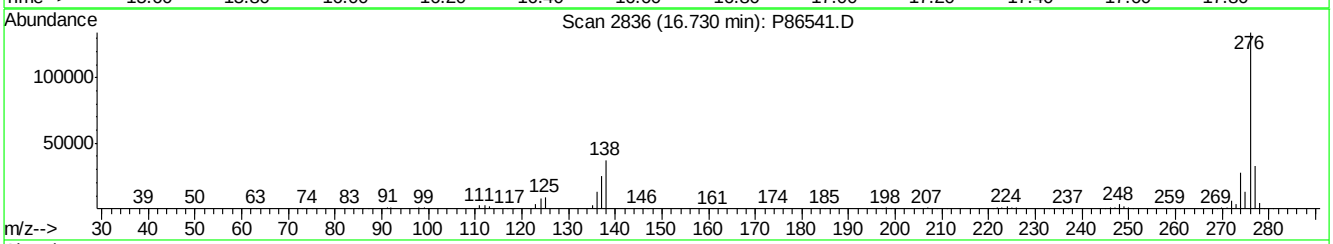

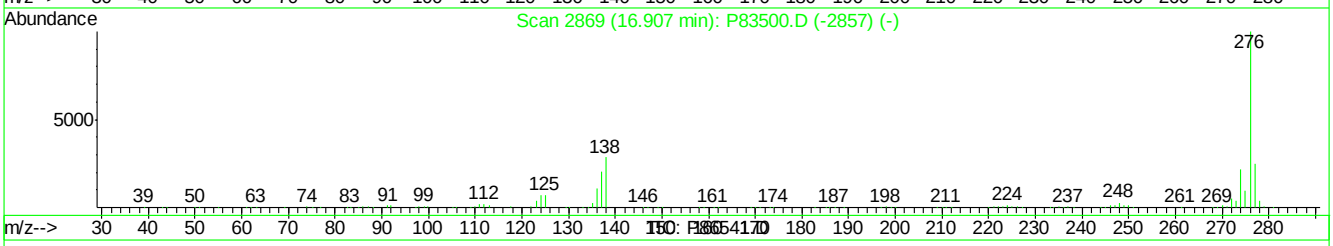

(97) Indeno[1,2,3-cd]pyrene (t)

16.73min 47.30ppb m

response 359101

Ion	Exp%	Act%
276.00	100	100
138.00	28.80	27.58
137.00	20.60	18.57
0.00	0.00	0.00

P86541.D MP3684.M Thu Jun 26 15:26:08 2014

Quantitation Report (QT Reviewed)

Data File : C:\MSDCHEM\1\DATA\EP3684\P86542.D Vial: 20
Acq On : 21 Jun 2014 12:21 am Operator: saraw
Sample : icv3684-50 Inst : MSP
Misc : op75641,ep3685,1000,,,1,1 Multiplr: 1.00
MS Integration Params: rteint.p
Quant Time: Jun 23 08:56:06 2014 Quant Results File: MP3684.RES

Quant Method : C:\MSDCHEM\1\METHODS\MP3684.M (RTE Integrator)
Title : Semi Volatile Extractables by GC/MS
Last Update : Mon Jun 23 08:47:16 2014
Response via : Initial Calibration
DataAcq Meth : MP3684

Internal Standards	R.T.	QIon	Response	Conc	Units	Dev(Min)
1) 1,4-Dichlorobenzene-d4	3.96	152	78006	40.00	ppb	0.00
24) Naphthalene-d8	5.32	136	287948	40.00	ppb	0.00
47) Acenaphthene-d10	7.40	164	166655	40.00	ppb	0.00
69) Phenanthrene-d10	9.22	188	253382	40.00	ppb	0.00
83) Chrysene-d12	13.02	240	256288	40.00	ppb	-0.01
92) Perylene-d12	15.10	264	218700	40.00	ppb	0.00
102) 1,4-Dichlorobenzene-d4A	3.96	152	78006	40.00	ppb	0.00
112) Naphthalene-d8A	5.32	136	287948	40.00	ppb	0.00
120) Acenaphthene-d10A	7.40	164	166655	40.00	ppb	0.00
131) Phenanthrene-d10A	9.22	188	253382	40.00	ppb	0.00
146) Chrysene-d12A	13.02	240	256288	40.00	ppb	-0.01
154) Perylene-d12A	15.10	264	218700	40.00	ppb	0.00
157) 1,4-Dichlorobenzene-d4b	3.96	152	78006	40.00	ppb	0.00
159) Phenanthrene-d10b	9.22	188	253382	40.00	ppb	0.00
161) Chrysene-d12b	13.02	240	256288	40.00	ppb	0.00
163) Naphthalene-d8b	5.32	136	287948	40.00	ppb	0.00
165) Acenaphthene-d10b	7.40	164	166655	40.00	ppb	0.00
167) Naphthalene-d8c	5.32	136	287948	40.00	ppb	0.00
172) 1,4-Dichlorobenzene-d4a	3.96	152	78006	40.00	ppb	-0.03
174) Chrysene-d12c	13.02	240	256288	40.00	ppb	-0.01
176) Chrysene-d12d	13.02	240	256288	40.00	ppb	-0.01
178) Naphthalene-d8a	5.32	136	287948	40.00	ppb	0.02
180) Naphthalene-d8b	5.32	136	287948	40.00	ppb	0.02
182) Perylene-d12a	15.10	264	218700	40.00	ppb	0.00
System Monitoring Compounds						
5) 2-Fluorophenol	0.00	112	0	0.00	ppb	
Spiked Amount 50.000			Recovery =	0.00%		
8) Phenol-d5	0.00	99	0d	0.00	ppb	
Spiked Amount 50.000			Recovery =	0.00%		
25) Nitrobenzene-d5	0.00	82	0	0.00	ppb	
Spiked Amount 50.000			Recovery =	0.00%		
51) 2-Fluorobiphenyl	0.00	172	0	0.00	ppb	
Spiked Amount 50.000			Recovery =	0.00%		
73) 2,4,6-Tribromophenol	0.00	330	0	0.00	ppb	
Spiked Amount 50.000			Recovery =	0.00%		
85) Terphenyl-d14	0.00	244	0	0.00	ppb	
Spiked Amount 50.000			Recovery =	0.00%		
Target Compounds						Qvalue
2) 1,4-Dioxane	1.88	88	61173	45.69	ppb	99
6) Indene	4.22	116	225158	49.81	ppb	100
7) Cumene	3.25	105	301020	43.89	ppb	100
13) Decane	3.80	43	112943	42.45	ppb	99
18) Acetophenone	4.36	105	177181	48.70	ppb	94
27) Quinoline	5.73	129	249769	44.86	ppb	100
40) 2,3-Dichloroaniline	6.49	161	118223	43.09	ppb	99
41) Caprolactam	5.78	55	50165	42.54	ppb	96
45) 1-Methylnaphthalene	6.27	142	231794	44.26	ppb	100
46) Dimethylnaphthalene	6.90	156	210267	44.67	ppb	100

(#) = qualifier out of range (m) = manual integration
P86542.D MP3684.M Wed Jun 25 12:53:02 2014 Page 1

Quantitation Report (QT Reviewed)

Data File : C:\MSDCHEM\1\DATA\EP3684\P86542.D Vial: 20
Acq On : 21 Jun 2014 12:21 am Operator: saraw
Sample : icv3684-50 Inst : MSP
Misc : op75641,ep3685,1000,,,1,1 Multiplr: 1.00
MS Integration Params: rteint.p
Quant Time: Jun 23 08:56:06 2014 Quant Results File: MP3684.RES

Quant Method : C:\MSDCHEM\1\METHODS\MP3684.M (RTE Integrator)
Title : Semi Volatile Extractables by GC/MS
Last Update : Mon Jun 23 08:47:16 2014
Response via : Initial Calibration
DataAcq Meth : MP3684

	Compound	R.T.	QIon	Response	Conc	Unit	Qvalue
53)	Biphenyl	6.71	154	286863	45.56	ppb	99
82)	Octadecane	9.14	57	145635	47.52	ppb	100
100)	7,12-Dimethylbenz(a)anthra	14.58	256	108671	36.41	ppb	99

(#) = qualifier out of range (m) = manual integration (+) = signals summed

Quantitation Report (QT Reviewed)

Data File : C:\MSDCHEM\1\DATA\EP3684\P86542.D Vial: 20
Acq On : 21 Jun 2014 12:21 am Operator: saraw
Sample : icv3684-50 Inst : MSP
Misc : op75641,ep3685,1000,,,1,1 Multiplr: 1.00
MS Integration Params: rteint.p
Quant Time: Jun 23 8:59 2014 Quant Results File: MP3684.RES

Method : C:\MSDCHEM\1\METHODS\MP3684.M (RTE Integrator)
Title : Semi Volatile Extractables by GC/MS
Last Update : Mon Jun 23 08:47:16 2014
Response via : Initial Calibration

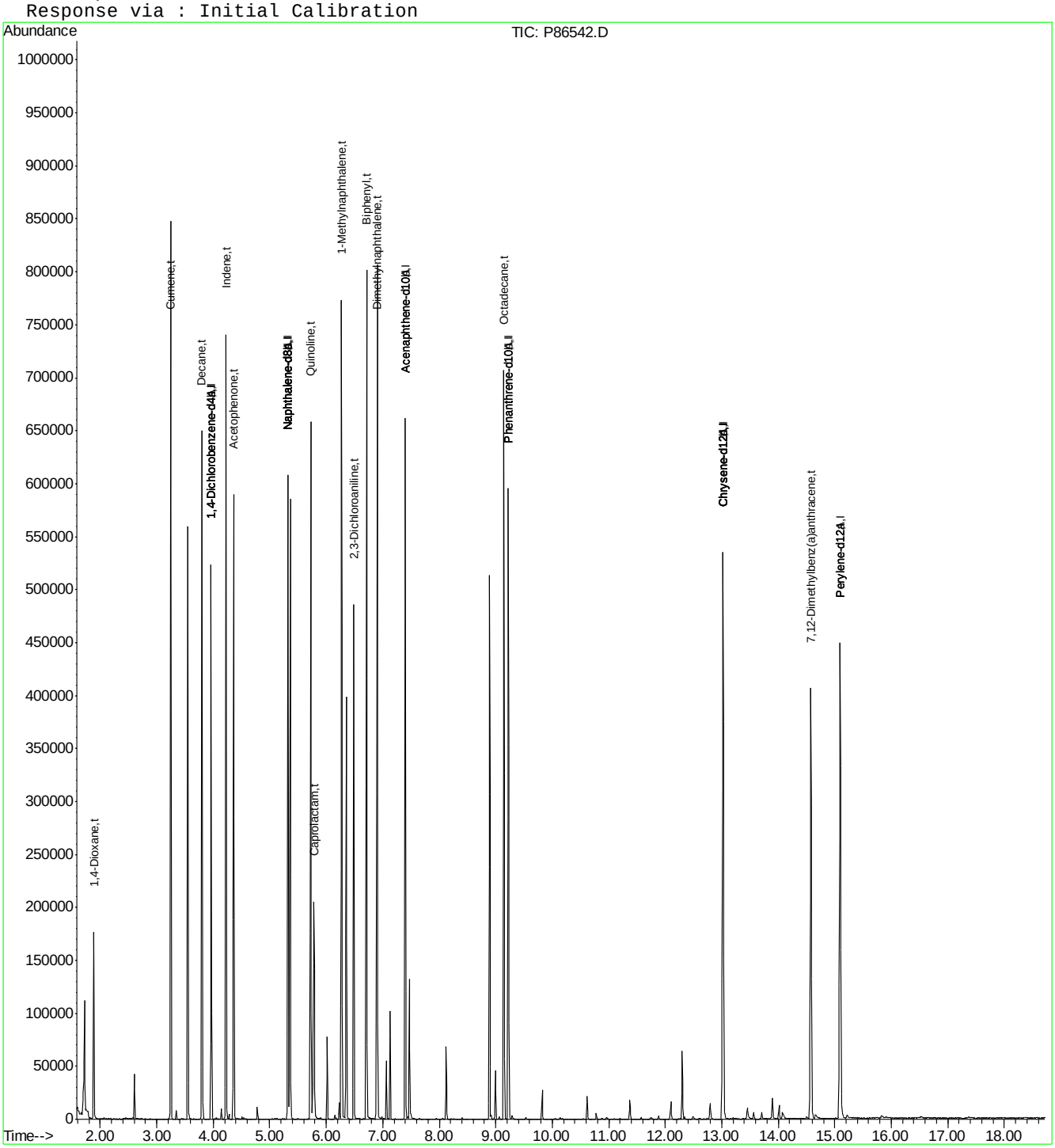

ACCUTEST LABORATORIES
JB70128

Quantitation Report (QT Reviewed)

Data File : C:\MSDCHEM\1\DATA\EP3684\P86542A.D Vial: 20
Acq On : 21 Jun 2014 12:21 am Operator: saraw
Sample : icv3685-50 Inst : MSP
Misc : op75641,ep3685,1000,,,1,1 Multiplr: 1.00
MS Integration Params: rteint.p
Quant Time: Jun 23 08:56:06 2014 Quant Results File: MP3684.RES

Quant Method : C:\MSDCHEM\1\METHODS\MP3684.M (RTE Integrator)
Title : Semi Volatile Extractables by GC/MS
Last Update : Mon Jun 23 08:47:16 2014
Response via : Initial Calibration
DataAcq Meth : MP3684

Internal Standards	R.T.	QIon	Response	Conc	Units	Dev(Min)
1) 1,4-Dichlorobenzene-d4	3.96	152	78006	40.00	ppb	0.00
24) Naphthalene-d8	5.32	136	287948	40.00	ppb	0.00
47) Acenaphthene-d10	7.40	164	166655	40.00	ppb	0.00
69) Phenanthrene-d10	9.22	188	253382	40.00	ppb	0.00
83) Chrysene-d12	13.02	240	256288	40.00	ppb	-0.01
92) Perylene-d12	15.10	264	218700	40.00	ppb	0.00
102) 1,4-Dichlorobenzene-d4A	3.96	152	78006	40.00	ppb	0.00
112) Naphthalene-d8A	5.32	136	287948	40.00	ppb	0.00
120) Acenaphthene-d10A	7.40	164	166655	40.00	ppb	0.00
131) Phenanthrene-d10A	9.22	188	253382	40.00	ppb	0.00
146) Chrysene-d12A	13.02	240	256288	40.00	ppb	-0.01
154) Perylene-d12A	15.10	264	218700	40.00	ppb	0.00
157) 1,4-Dichlorobenzene-d4b	3.96	152	78006	40.00	ppb	0.00
159) Phenanthrene-d10b	9.22	188	253382	40.00	ppb	0.00
161) Chrysene-d12b	13.02	240	256288	40.00	ppb	0.00
163) Naphthalene-d8b	5.32	136	287948	40.00	ppb	0.00
165) Acenaphthene-d10b	7.40	164	166655	40.00	ppb	0.00
167) Naphthalene-d8c	5.32	136	287948	40.00	ppb	0.00
172) 1,4-Dichlorobenzene-d4a	3.96	152	78006	40.00	ppb	-0.03
174) Chrysene-d12c	13.02	240	256288	40.00	ppb	-0.01
176) Chrysene-d12d	13.02	240	256288	40.00	ppb	-0.01
178) Naphthalene-d8a	5.32	136	287948	40.00	ppb	0.02
180) Naphthalene-d8b	5.32	136	287948	40.00	ppb	0.02
182) Perylene-d12a	15.10	264	218700	40.00	ppb	0.00

System Monitoring Compounds						
5) 2-Fluorophenol	0.00	112	0	0.00	ppb	
Spiked Amount 50.000			Recovery = 0.00%			
8) Phenol-d5	0.00	99	0d	0.00	ppb	
Spiked Amount 50.000			Recovery = 0.00%			
25) Nitrobenzene-d5	0.00	82	0	0.00	ppb	
Spiked Amount 50.000			Recovery = 0.00%			
51) 2-Fluorobiphenyl	0.00	172	0	0.00	ppb	
Spiked Amount 50.000			Recovery = 0.00%			
73) 2,4,6-Tribromophenol	0.00	330	0	0.00	ppb	
Spiked Amount 50.000			Recovery = 0.00%			
85) Terphenyl-d14	0.00	244	0	0.00	ppb	
Spiked Amount 50.000			Recovery = 0.00%			

Target Compounds						Qvalue
158) Benzaldehyde	3.55	105	115966	46.07	ppb	99
160) Atrazine	8.89	200	71605	48.05	ppb	97

(#) = qualifier out of range (m) = manual integration (+) = signals summed
P86542A.D MP3684.M Wed Jun 25 12:53:08 2014 Page 1

Quantitation Report (QT Reviewed)

Data File : C:\MSDCHEM\1\DATA\EP3684\P86542A.D Vial: 20
Acq On : 21 Jun 2014 12:21 am Operator: saraw
Sample : icv3685-50 Inst : MSP
Misc : op75641,ep3685,1000,,,1,1 Multiplr: 1.00
MS Integration Params: rteint.p
Quant Time: Jun 23 8:59 2014 Quant Results File: MP3684.RES

Method : C:\MSDCHEM\1\METHODS\MP3684.M (RTE Integrator)
Title : Semi Volatile Extractables by GC/MS
Last Update : Mon Jun 23 08:47:16 2014
Response via : Initial Calibration

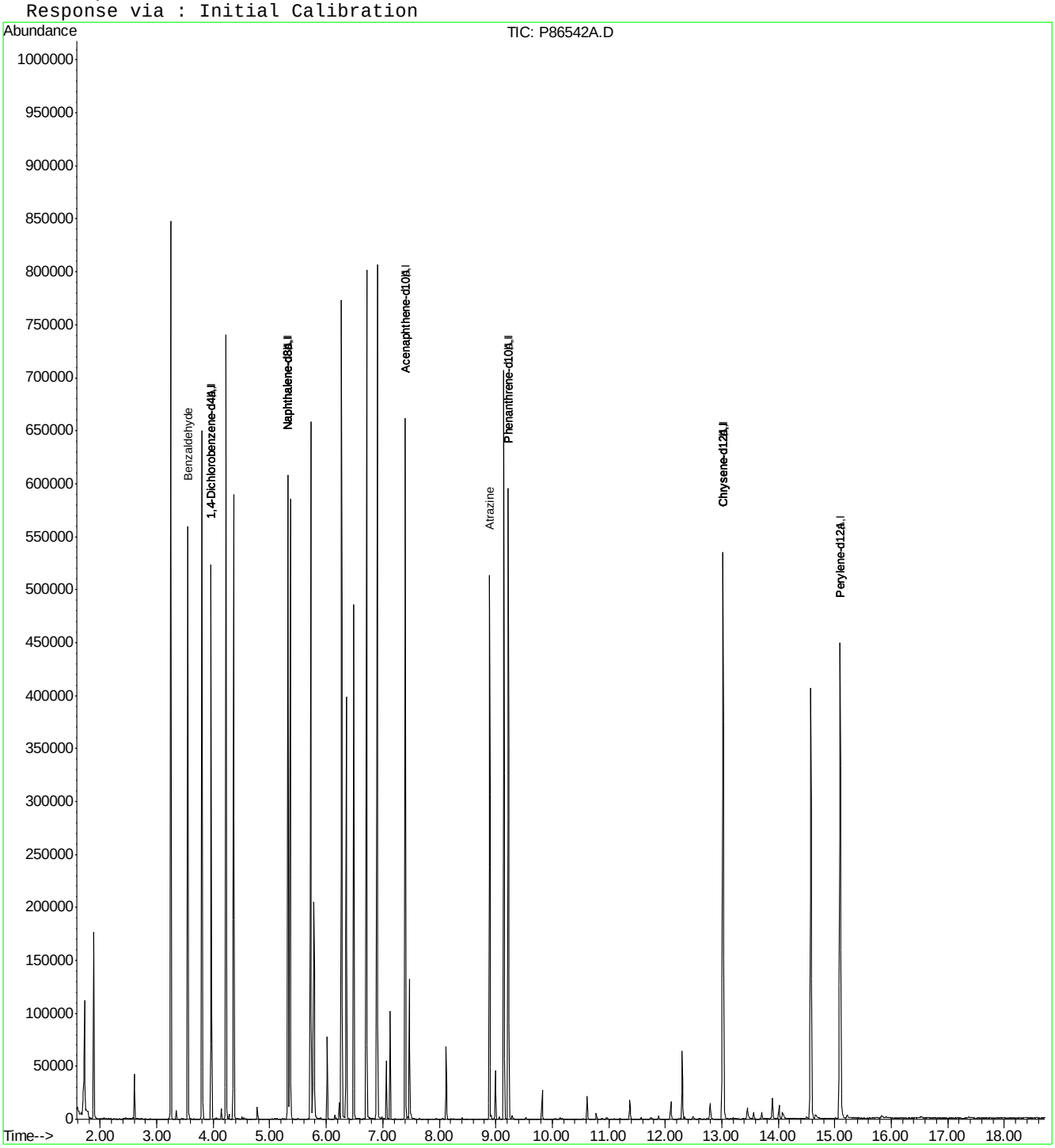

ACCUTEST LABORATORIES
JB70128

Quantitation Report (QT Reviewed)

Data File : C:\MSDCHEM\1\DATA\EP3684\P86545.D Vial: 23
Acq On : 21 Jun 2014 1:40 am Operator: saraw
Sample : icv3684-50 Inst : MSP
Misc : op75641,ep3685,1000,,,1,1 Multiplr: 1.00
MS Integration Params: rteint.p
Quant Time: Jun 23 09:00:10 2014 Quant Results File: MP3684.RES

Quant Method : C:\MSDCHEM\1\METHODS\MP3684.M (RTE Integrator)
Title : Semi Volatile Extractables by GC/MS
Last Update : Mon Jun 23 08:47:16 2014
Response via : Initial Calibration
DataAcq Meth : MP3684

Internal Standards	R.T.	QIon	Response	Conc	Units	Dev(Min)
1) 1,4-Dichlorobenzene-d4	3.97	152	121994	40.00	ppb	0.00
24) Naphthalene-d8	5.32	136	432150	40.00	ppb	0.00
47) Acenaphthene-d10	7.40	164	253782	40.00	ppb	0.00
69) Phenanthrene-d10	9.22	188	410765	40.00	ppb	0.00
83) Chrysene-d12	13.03	240	398934	40.00	ppb	0.00
92) Perylene-d12	15.10	264	398546	40.00	ppb	0.00
102) 1,4-Dichlorobenzene-d4A	3.97	152	121994	40.00	ppb	0.00
112) Naphthalene-d8A	5.32	136	432150	40.00	ppb	0.00
120) Acenaphthene-d10A	7.40	164	253782	40.00	ppb	0.00
131) Phenanthrene-d10A	9.22	188	410765	40.00	ppb	0.00
146) Chrysene-d12A	13.03	240	398934	40.00	ppb	0.00
154) Perylene-d12A	15.10	264	398546	40.00	ppb	0.00
157) 1,4-Dichlorobenzene-d4b	3.97	152	121994	40.00	ppb	0.00
159) Phenanthrene-d10b	9.22	188	410765	40.00	ppb	0.00
161) Chrysene-d12b	13.03	240	398934	40.00	ppb	0.00
163) Naphthalene-d8b	5.32	136	432150	40.00	ppb	0.00
165) Acenaphthene-d10b	7.40	164	253782	40.00	ppb	0.00
167) Naphthalene-d8c	5.32	136	432150	40.00	ppb	0.00
172) 1,4-Dichlorobenzene-d4a	3.97	152	121994	40.00	ppb	-0.02
174) Chrysene-d12c	13.03	240	398934	40.00	ppb	0.00
176) Chrysene-d12d	13.03	240	398934	40.00	ppb	0.00
178) Naphthalene-d8a	5.32	136	432150	40.00	ppb	0.02
180) Naphthalene-d8b	5.32	136	432150	40.00	ppb	0.02
182) Perylene-d12a	15.10	264	398546	40.00	ppb	0.00

System Monitoring Compounds						
5) 2-Fluorophenol	0.00	112	0	0.00	ppb	
Spiked Amount 50.000			Recovery =	0.00%		
8) Phenol-d5	0.00	99	0	0.00	ppb	
Spiked Amount 50.000			Recovery =	0.00%		
25) Nitrobenzene-d5	0.00	82	0	0.00	ppb	
Spiked Amount 50.000			Recovery =	0.00%		
51) 2-Fluorobiphenyl	0.00	172	0	0.00	ppb	
Spiked Amount 50.000			Recovery =	0.00%		
73) 2,4,6-Tribromophenol	0.00	330	0	0.00	ppb	
Spiked Amount 50.000			Recovery =	0.00%		
85) Terphenyl-d14	0.00	244	0	0.00	ppb	
Spiked Amount 50.000			Recovery =	0.00%		

Target Compounds						Qvalue
89) 3,3'-Dichlorobenzidine	13.01	252	202239	47.88	ppb	99

(#) = qualifier out of range (m) = manual integration (+) = signals summed
P86545.D MP3684.M Wed Jun 25 12:53:24 2014 Page 1

Quantitation Report (QT Reviewed)

Data File : C:\MSDCHEM\1\DATA\EP3684\P86545.D Vial: 23
Acq On : 21 Jun 2014 1:40 am Operator: saraw
Sample : icv3684-50 Inst : MSP
Misc : op75641,ep3685,1000,,,1,1 Multiplr: 1.00
MS Integration Params: rteint.p
Quant Time: Jun 23 9:01 2014 Quant Results File: MP3684.RES

Method : C:\MSDCHEM\1\METHODS\MP3684.M (RTE Integrator)
Title : Semi Volatile Extractables by GC/MS
Last Update : Mon Jun 23 08:47:16 2014
Response via : Initial Calibration



ACCUTEST LABORATORIES JB70128

Quantitation Report (QT Reviewed)

Data File : C:\MSDCHEM\1\DATA\EP3684\P86545A.D Vial: 23
Acq On : 21 Jun 2014 1:40 am Operator: saraw
Sample : icv3685-50 Inst : MSP
Misc : op75641,ep3685,1000,,,1,1 Multiplr: 1.00
MS Integration Params: rteint.p
Quant Time: Jun 23 09:00:10 2014 Quant Results File: MP3684.RES

Quant Method : C:\MSDCHEM\1\METHODS\MP3684.M (RTE Integrator)
Title : Semi Volatile Extractables by GC/MS
Last Update : Mon Jun 23 08:47:16 2014
Response via : Initial Calibration
DataAcq Meth : MP3684

Internal Standards	R.T.	QIon	Response	Conc	Units	Dev(Min)
1) 1,4-Dichlorobenzene-d4	3.97	152	121994	40.00	ppb	0.00
24) Naphthalene-d8	5.32	136	432150	40.00	ppb	0.00
47) Acenaphthene-d10	7.40	164	253782	40.00	ppb	0.00
69) Phenanthrene-d10	9.22	188	410765	40.00	ppb	0.00
83) Chrysene-d12	13.03	240	398934	40.00	ppb	0.00
92) Perylene-d12	15.10	264	398546	40.00	ppb	0.00
102) 1,4-Dichlorobenzene-d4A	3.97	152	121994	40.00	ppb	0.00
112) Naphthalene-d8A	5.32	136	432150	40.00	ppb	0.00
120) Acenaphthene-d10A	7.40	164	253782	40.00	ppb	0.00
131) Phenanthrene-d10A	9.22	188	410765	40.00	ppb	0.00
146) Chrysene-d12A	13.03	240	398934	40.00	ppb	0.00
154) Perylene-d12A	15.10	264	398546	40.00	ppb	0.00
157) 1,4-Dichlorobenzene-d4b	3.97	152	121994	40.00	ppb	0.00
159) Phenanthrene-d10b	9.22	188	410765	40.00	ppb	0.00
161) Chrysene-d12b	13.03	240	398934	40.00	ppb	0.00
163) Naphthalene-d8b	5.32	136	432150	40.00	ppb	0.00
165) Acenaphthene-d10b	7.40	164	253782	40.00	ppb	0.00
167) Naphthalene-d8c	5.32	136	432150	40.00	ppb	0.00
172) 1,4-Dichlorobenzene-d4a	3.97	152	121994	40.00	ppb	-0.02
174) Chrysene-d12c	13.03	240	398934	40.00	ppb	0.00
176) Chrysene-d12d	13.03	240	398934	40.00	ppb	0.00
178) Naphthalene-d8a	5.32	136	432150	40.00	ppb	0.02
180) Naphthalene-d8b	5.32	136	432150	40.00	ppb	0.02
182) Perylene-d12a	15.10	264	398546	40.00	ppb	0.00

System Monitoring Compounds						
5) 2-Fluorophenol	0.00	112	0	0.00	ppb	
Spiked Amount 50.000			Recovery = 0.00%			
8) Phenol-d5	0.00	99	0	0.00	ppb	
Spiked Amount 50.000			Recovery = 0.00%			
25) Nitrobenzene-d5	0.00	82	0	0.00	ppb	
Spiked Amount 50.000			Recovery = 0.00%			
51) 2-Fluorobiphenyl	0.00	172	0	0.00	ppb	
Spiked Amount 50.000			Recovery = 0.00%			
73) 2,4,6-Tribromophenol	0.00	330	0	0.00	ppb	
Spiked Amount 50.000			Recovery = 0.00%			
85) Terphenyl-d14	0.00	244	0	0.00	ppb	
Spiked Amount 50.000			Recovery = 0.00%			

Target Compounds						Qvalue
162) Benzidine	11.10	184	419857	46.98	ppb	99

(#) = qualifier out of range (m) = manual integration (+) = signals summed

Quantitation Report (QT Reviewed)

Data File : C:\MSDCHEM\1\DATA\EP3684\P86545A.D Vial: 23
Acq On : 21 Jun 2014 1:40 am Operator: saraw
Sample : icv3685-50 Inst : MSP
Misc : op75641,ep3685,1000,,,1,1 Multiplr: 1.00
MS Integration Params: rteint.p
Quant Time: Jun 23 9:02 2014 Quant Results File: MP3684.RES

Method : C:\MSDCHEM\1\METHODS\MP3684.M (RTE Integrator)
Title : Semi Volatile Extractables by GC/MS
Last Update : Mon Jun 23 08:47:16 2014
Response via : Initial Calibration



ACCUTEST LABORATORIES JB70128

Quantitation Report (QT Reviewed)

Data File : C:\MSDCHEM\1\DATA\EP3687\P86575.D Vial: 4
Acq On : 21 Jun 2014 2:58 pm Operator: kristis
Sample : icv3684-50 Inst : MSP
Misc : op75641,ep3687,1000,,,1,1 Multiplr: 1.00
MS Integration Params: rteint.p
Quant Time: Jun 21 15:17:30 2014 Quant Results File: MP3684.RES

Quant Method : C:\MSDCHEM\1\METHODS\MP3684.M (RTE Integrator)
Title : Semi Volatile Extractables by GC/MS
Last Update : Sat Jun 21 13:15:25 2014
Response via : Initial Calibration
DataAcq Meth : MP3684

Internal Standards	R.T.	QIon	Response	Conc	Units	Dev(Min)
1) 1,4-Dichlorobenzene-d4	3.96	152	94487	40.00	ppb	0.00
24) Naphthalene-d8	5.32	136	336225	40.00	ppb	0.00
47) Acenaphthene-d10	7.40	164	192840	40.00	ppb	0.00
69) Phenanthrene-d10	9.23	188	308283	40.00	ppb	0.00
83) Chrysene-d12	13.03	240	304291	40.00	ppb	0.00
92) Perylene-d12	15.11	264	275034	40.00	ppb	0.00
102) 1,4-Dichlorobenzene-d4A	3.96	152	94487	40.00	ppb	0.00
112) Naphthalene-d8A	5.32	136	336225	40.00	ppb	0.00
120) Acenaphthene-d10A	7.40	164	192840	40.00	ppb	0.00
131) Phenanthrene-d10A	9.23	188	308283	40.00	ppb	0.00
146) Chrysene-d12A	13.03	240	304291	40.00	ppb	0.00
154) Perylene-d12A	15.11	264	275034	40.00	ppb	0.00
157) 1,4-Dichlorobenzene-d4b	3.96	152	94487	40.00	ppb	0.00
159) Phenanthrene-d10b	9.23	188	308283	40.00	ppb	0.00
161) Chrysene-d12b	13.03	240	304291	40.00	ppb	0.00
163) Naphthalene-d8b	5.32	136	336225	40.00	ppb	0.00
165) Acenaphthene-d10b	7.40	164	192840	40.00	ppb	0.00
167) Naphthalene-d8c	5.32	136	336225	40.00	ppb	0.00
172) 1,4-Dichlorobenzene-d4a	3.96	152	94487	40.00	ppb	-0.03
174) Chrysene-d12c	13.03	240	304291	40.00	ppb	0.00
176) Chrysene-d12d	13.03	240	304291	40.00	ppb	0.00
178) Naphthalene-d8a	5.32	136	336225	40.00	ppb	0.02
180) Naphthalene-d8b	5.32	136	336225	40.00	ppb	-0.08
182) Perylene-d12a	15.11	264	275034	40.00	ppb	-0.19
System Monitoring Compounds						
5) 2-Fluorophenol	2.83	112	155059	43.02	ppb	0.00
Spiked Amount 50.000			Recovery = 86.04%			
8) Phenol-d5	3.59	99	183022	41.73	ppb	0.00
Spiked Amount 50.000			Recovery = 83.46%			
25) Nitrobenzene-d5	4.53	82	148725	46.47	ppb	0.00
Spiked Amount 50.000			Recovery = 92.94%			
51) 2-Fluorobiphenyl	6.60	172	270662	44.75	ppb	0.00
Spiked Amount 50.000			Recovery = 89.50%			
73) 2,4,6-Tribromophenol	8.35	330	32146	45.93	ppb	0.00
Spiked Amount 50.000			Recovery = 91.86%			
85) Terphenyl-d14	11.47	244	286005	44.23	ppb	0.00
Spiked Amount 50.000			Recovery = 88.46%			
Target Compounds						Qvalue

(#) = qualifier out of range (m) = manual integration (+) = signals summed

Quantitation Report (QT Reviewed)

Data File : C:\MSDCHEM\1\DATA\EP3687\P86575.D Vial: 4
Acq On : 21 Jun 2014 2:58 pm Operator: kristis
Sample : icv3684-50 Inst : MSP
Misc : op75641,ep3687,1000,,,1,1 Multiplr: 1.00
MS Integration Params: rteint.p
Quant Time: Jun 23 9:07 2014 Quant Results File: MP3684.RES

Method : C:\MSDCHEM\1\METHODS\MP3684.M (RTE Integrator)
Title : Semi Volatile Extractables by GC/MS
Last Update : Mon Jun 23 08:47:16 2014
Response via : Initial Calibration



ACCUTEST LABORATORIES JB70128

Manual Integrations APPROVED (compounds with "m" flag)
Nina Pandya
06/28/14 00:13

Quantitation Report (QT Reviewed)

Data File : C:\MSDCHEM\1\DATA\EP3694\P86719.D Vial: 2
Acq On : 26 Jun 2014 11:42 am Operator: saraw
Sample : cc3684-25 Inst : MSP
Misc : op75641,ep3694,1000,,,1,1 Multiplr: 1.00
MS Integration Params: rteint.p
Quant Time: Jun 26 18:07:33 2014 Quant Results File: MP3684.RES

Quant Method : C:\MSDCHEM\1\METHODS\MP3684.M (RTE Integrator)
Title : Semi Volatile Extractables by GC/MS
Last Update : Thu Jun 26 18:07:30 2014
Response via : Initial Calibration
DataAcq Meth : MP3684

Internal Standards	R.T.	QIon	Response	Conc	Units		Dev(Min)
1) 1,4-Dichlorobenzene-d4	3.89	152	57074	40.00	ppb		-0.07
24) Naphthalene-d8	5.25	136	216522	40.00	ppb		-0.07
47) Acenaphthene-d10	7.33	164	138889	40.00	ppb		-0.07
69) Phenanthrene-d10	9.15	188	239950	40.00	ppb		-0.08
83) Chrysene-d12	12.95	240	226194	40.00	ppb		-0.09
92) Perylene-d12	15.02	264	212442	40.00	ppb		-0.08
102) 1,4-Dichlorobenzene-d4b	3.89	152	57074	40.00	ppb		-0.07
104) Phenanthrene-d10b	9.15	188	239950	40.00	ppb		0.05
106) Chrysene-d12b	12.95	240	226194	40.00	ppb		-0.07
108) Naphthalene-d8b	5.25	136	216522	40.00	ppb		-0.07
110) Acenaphthene-d10b	7.33	164	138889	40.00	ppb		-0.07
System Monitoring Compounds							
5) 2-Fluorophenol	2.77	112	49339	22.66	ppb		-0.06
Spiked Amount 50.000			Recovery = 45.32%				
8) Phenol-d5	3.53	99	64232	24.24	ppb		-0.06
Spiked Amount 50.000			Recovery = 48.48%				
25) Nitrobenzene-d5	4.45	82	56234	27.28	ppb		-0.07
Spiked Amount 50.000			Recovery = 54.56%				
51) 2-Fluorobiphenyl	6.52	172	99231	22.78	ppb		-0.07
Spiked Amount 50.000			Recovery = 45.56%				
73) 2,4,6-Tribromophenol	8.28	330	12615	23.16	ppb		-0.07
Spiked Amount 50.000			Recovery = 46.32%				
85) Terphenyl-d14	11.39	244	121077	25.19	ppb		-0.09
Spiked Amount 50.000			Recovery = 50.38%				
Target Compounds							Qvalue
2) 1,4-Dioxane	1.80	88	21875	22.33	ppb		96
3) Pyridine	1.99	79	54964	22.26	ppb		95
4) N-Nitrosodimethylamine	1.95	42	27126	32.61	ppb	#	60
6) Indene	4.15	116	82754	25.02	ppb		94
7) Cumene	3.18	105	133100	26.52	ppb		95
9) Phenol	3.54	94	63961	23.54	ppb		96
10) Aniline	3.57	93	80878	23.84	ppb		90
11) bis(2-Chloroethyl)ether	3.62	93	48912	24.17	ppb		93
12) 2-Chlorophenol	3.70	128	50141	24.32	ppb		91
13) Decane	3.73	43	52112	26.77	ppb		92
14) 1,3-Dichlorobenzene	3.84	146	55185	23.71	ppb		99
15) 1,4-Dichlorobenzene	3.91	146	54432	24.01	ppb		99
16) Benzyl alcohol	4.02	108	32961	23.80	ppb		77
17) 1,2-Dichlorobenzene	4.06	146	49965	23.36	ppb		95
18) Acetophenone	4.29	105	72806	27.35	ppb		76
19) 2-Methylphenol	4.14	108	46821	23.84	ppb		99
20) 2,2'-oxybis(1-Chloropropan	4.16	121	14625	23.94	ppb	#	83
21) 3&4-Methylphenol	4.29	108	49160	25.03	ppb		97
22) n-Nitroso-di-n-propylamine	4.29	70	38115	30.12	ppb		93
23) Hexachloroethane	4.41	201	19872	24.36	ppb		86
26) Nitrobenzene	4.48	77	59255	27.76	ppb		88
27) Quinoline	5.66	129	98702	23.58	ppb		97
28) Isophorone	4.73	82	99199	25.43	ppb		96

(#) = qualifier out of range (m) = manual integration

9.6.82
9

Quantitation Report (QT Reviewed)

Data File : C:\MSDCHEM\1\DATA\EP3694\P86719.D Vial: 2
Acq On : 26 Jun 2014 11:42 am Operator: saraw
Sample : cc3684-25 Inst : MSP
Misc : op75641,ep3694,1000,,,1,1 Multiplr: 1.00
MS Integration Params: rteint.p
Quant Time: Jun 26 18:07:33 2014 Quant Results File: MP3684.RES

Quant Method : C:\MSDCHEM\1\METHODS\MP3684.M (RTE Integrator)
Title : Semi Volatile Extractables by GC/MS
Last Update : Thu Jun 26 18:07:30 2014
Response via : Initial Calibration
DataAcq Meth : MP3684

	Compound	R.T.	QIon	Response	Conc	Unit		Qvalue
29)	2-Nitrophenol	4.82	139	27317	24.56	ppb		81
30)	2,4-Dimethylphenol	4.88	107	49445	26.32	ppb		91
31)	Benzoic acid	4.97	105	31554	21.72	ppb		92
32)	bis(2-Chloroethoxy)methane	4.97	93	55637	23.87	ppb		96
33)	2,4-Dichlorophenol	5.10	162	41407	24.35	ppb		98
34)	2,6-Dichlorophenol	5.35	162	40164	25.01	ppb		97
35)	1,3,5-Trichlorobenzene	4.84	180	47449	23.58	ppb		98
36)	1,2,4-Trichlorobenzene	5.19	180	44854	23.20	ppb		95
37)	1,2,3-Trichlorobenzene	5.44	180	43435	23.70	ppb		98
38)	Naphthalene	5.28	128	135499	23.35	ppb		98
39)	4-Chloroaniline	5.34	127	61422	24.85	ppb		95
40)	2,3-Dichloroaniline	6.42	161	52050	25.23	ppb		96
41)	Caprolactam	5.72	55	26715	30.13	ppb		92
42)	Hexachlorobutadiene	5.43	225	26460	26.88	ppb		98
43)	4-Chloro-3-methylphenol	5.93	107	45219	26.72	ppb		97
44)	2-Methylnaphthalene	6.08	141	83238	24.81	ppb		96
45)	1-Methylnaphthalene	6.20	142	95107	24.15	ppb		94
46)	Dimethylnaphthalene	6.83	156	86552	24.45	ppb		93
48)	Hexachlorocyclopentadiene	6.28	237	52431	50.84	ppb		97
49)	2,4,6-Trichlorophenol	6.43	196	30519	25.71	ppb		92
50)	2,4,5-Trichlorophenol	6.48	196	34843	26.06	ppb		97
52)	2-Chloronaphthalene	6.66	162	92044	23.81	ppb		99
53)	Biphenyl	6.64	154	116061	22.12	ppb		100
54)	2-Nitroaniline	6.78	65	33500	31.22	ppb	#	76
55)	Dimethylphthalate	7.02	163	110922	25.76	ppb		99
56)	Acenaphthylene	7.15	152	147975	23.96	ppb		98
57)	2,6-Dinitrotoluene	7.08	165	25500	26.70	ppb		86
58)	3-Nitroaniline	7.28	138	30047	25.11	ppb		79
59)	Acenaphthene	7.37	153	87912	22.73	ppb		98
60)	2,4-Dinitrophenol	7.42	184	25528	49.99	ppb	#	63
61)	4-Nitrophenol	7.54	109	19372	38.98	ppb	#	79
62)	Dibenzofuran	7.57	168	131331	24.60	ppb		97
63)	2,4-Dinitrotoluene	7.57	165	36326	29.51	ppb		69
64)	2,3,4,6-Tetrachlorophenol	7.74	232	26665	25.91	ppb		92
65)	Diethylphthalate	7.87	149	110797	27.53	ppb		97
66)	Fluorene	7.99	166	109902	25.79	ppb		97
67)	4-Chlorophenyl-phenylether	8.00	204	51322	25.17	ppb		89
68)	4-Nitroaniline	8.02	138	32304	27.22	ppb		79
70)	4,6-Dinitro-2-methylphenol	8.07	198	18239	22.06	ppb		77
71)	n-Nitrosodiphenylamine	8.15	169	77924	24.34	ppb		99
72)	1,2-Diphenylhydrazine	8.19	77	121268	26.16	ppb		90
74)	4-Bromophenyl-phenylether	8.59	248	30323	23.52	ppb		92
75)	Hexachlorobenzene	8.67	284	29755	22.71	ppb		93
76)	Pentachlorophenol	8.93	266	36097	47.94	ppb		98
77)	Phenanthrene	9.18	178	154880	22.89	ppb		99
78)	Anthracene	9.25	178	163622	23.92	ppb		99
79)	Carbazole	9.46	167	164215	25.09	ppb		99
80)	Di-n-butylphthalate	9.97	149	194689	26.66	ppb		99
81)	Fluoranthene	10.81	202	183643	24.25	ppb		98

(#) = qualifier out of range (m) = manual integration

Quantitation Report (QT Reviewed)

Data File : C:\MSDCHEM\1\DATA\EP3694\P86719.D Vial: 2
Acq On : 26 Jun 2014 11:42 am Operator: saraw
Sample : cc3684-25 Inst : MSP
Misc : op75641,ep3694,1000,,,1,1 Multiplr: 1.00
MS Integration Params: rteint.p
Quant Time: Jun 26 18:07:33 2014 Quant Results File: MP3684.RES

Quant Method : C:\MSDCHEM\1\METHODS\MP3684.M (RTE Integrator)
Title : Semi Volatile Extractables by GC/MS
Last Update : Thu Jun 26 18:07:30 2014
Response via : Initial Calibration
DataAcq Meth : MP3684

	Compound	R.T.	QIon	Response	Conc	Unit	Qvalue
82)	Octadecane	9.06	57	70414	24.26	ppb	94
84)	Pyrene	11.13	202	183558	23.74	ppb	97
86)	Butylbenzylphthalate	12.16	149	89353	28.14	ppb	91
87)	Butyl stearate	12.31	56	76143	28.20	ppb	98
88)	Benzo[a]anthracene	12.93	228	159000	24.38	ppb	99
89)	3,3'-Dichlorobenzidine	12.93	252	63218	26.40	ppb	96
90)	Chrysene	12.99	228	147470	24.03	ppb	99
91)	bis(2-Ethylhexyl)phthalate	13.08	149	117024	28.56	ppb	95
93)	Di-n-octylphthalate	14.04	149	203392	28.48	ppb	98
94)	Benzo[b]fluoranthene	14.50	252	154531	24.46	ppb	99
95)	Benzo[k]fluoranthene	14.54	252	152887	24.26	ppb	100
96)	Benzo[a]pyrene	14.94	252	145919	25.03	ppb	98
97)	Indeno[1,2,3-cd]pyrene	16.62	276	177444m	26.73	ppb	
98)	Dibenz(a,h)acridine	16.25	279	126141	26.35	ppb	99
99)	Dibenz[a,h]anthracene	16.66	278	141064	26.01	ppb	98
100)	7,12-Dimethylbenz(a)anthra	14.50	256	77016	26.56	ppb	97
101)	Benzo[g,h,i]perylene	17.08	276	145392	26.06	ppb	92

(#) = qualifier out of range (m) = manual integration (+) = signals summed

Quantitation Report (QT Reviewed)

Data File : C:\MSDCHEM\1\DATA\EP3694\P86719.D Vial: 2
Acq On : 26 Jun 2014 11:42 am Operator: saraw
Sample : cc3684-25 Inst : MSP
Misc : op75641,ep3694,1000,,,1,1 Multiplr: 1.00
MS Integration Params: rteint.p
Quant Time: Jun 26 18:07 2014 Quant Results File: MP3684.RES

Method : C:\MSDCHEM\1\METHODS\MP3684.M (RTE Integrator)
Title : Semi Volatile Extractables by GC/MS
Last Update : Thu Jun 26 18:07:30 2014
Response via : Initial Calibration

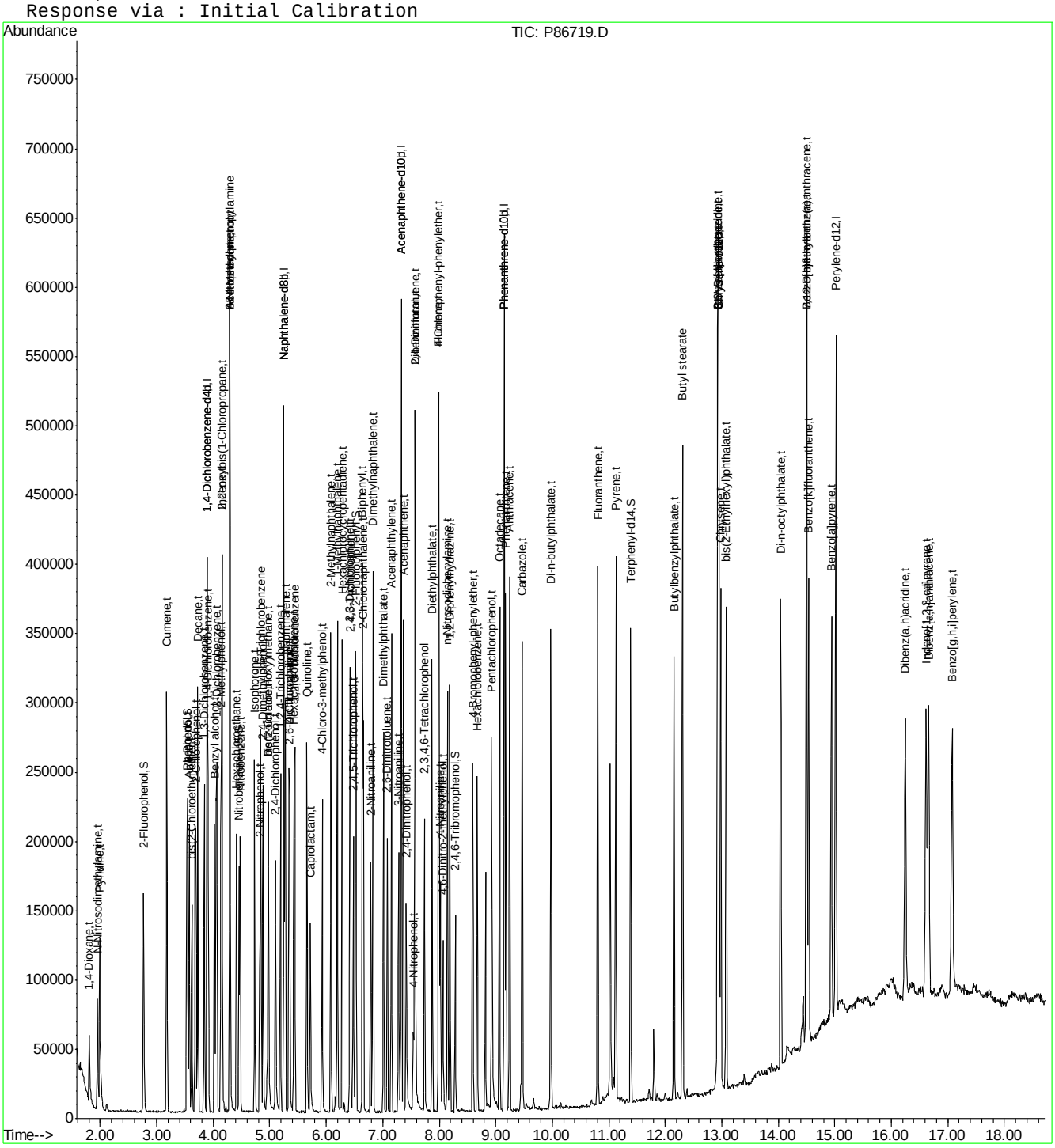

ACCUTEST LABORATORIES JB70128

Manual Integration Approval Summary

Sample Number:	EP3694-CC3684	**Method:**	SW846 8270D
Lab FileID:	P86719.D	**Analyst approved:**	06/26/14 18:25 Kristi Schollenberger
Injection Time:	06/26/14 11:42	**Supervisor approved:**	06/28/14 00:13 Nina Pandya

Parameter	CAS	Sig#	R.T. (min.)	Reason
Indeno(1,2,3-cd)pyrene	193-39-5		16.62	Split peak

Quantitation Report (Qedit)

Data File : C:\MSDCHEM\1\DATA\EP3694\P86719.D Vial: 2
Acq On : 26 Jun 2014 11:42 am Operator: saraw
Sample : cc3684-25 Inst : MSP
Misc : op75641,ep3694,1000,,,1,1 Multiplr: 1.00
MS Integration Params: rteint.p
Quant Time: Jun 26 18:07 2014 Quant Results File: temp.res

Method : C:\MSDCHEM\1\METHODS\MP3684.M (RTE Integrator)
Title : Semi Volatile Extractables by GC/MS
Last Update : Thu Jun 26 18:07:30 2014
Response via : Multiple Level Calibration

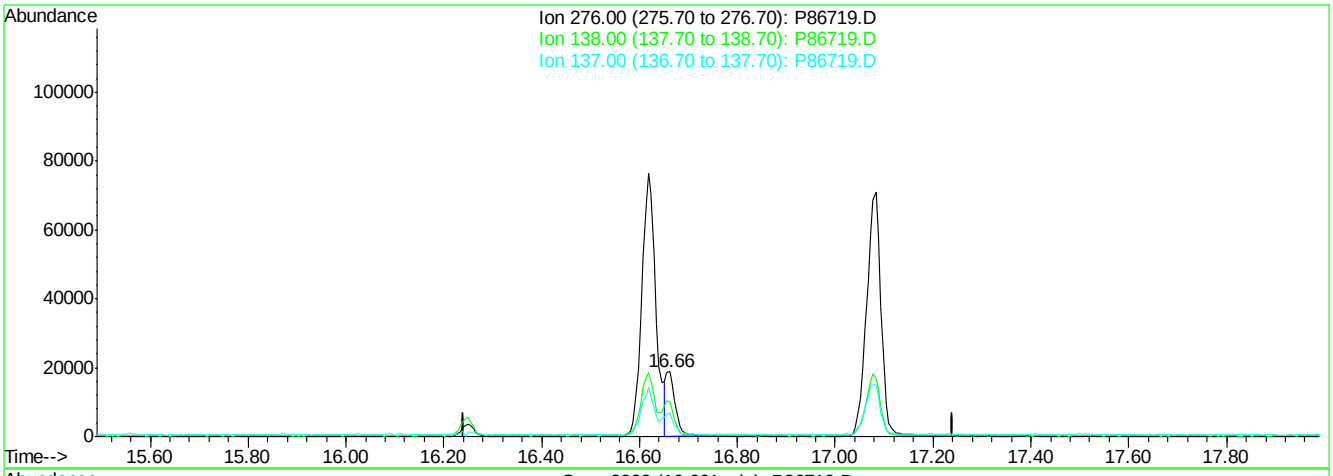

(97) Indeno[1,2,3-cd]pyrene (t)

16.66min 3.67ppb

response 24389

Ion	Exp%	Act%
276.00	100	100
138.00	28.80	51.74
137.00	20.60	34.24
0.00	0.00	0.00

P86719.D MP3684.M Thu Jun 26 18:07:46 2014

Quantitation Report (Qedit)

Data File : C:\MSDCHEM\1\DATA\EP3694\P86719.D Vial: 2
Acq On : 26 Jun 2014 11:42 am Operator: saraw
Sample : cc3684-25 Inst : MSP
Misc : op75641,ep3694,1000,,,1,1 Multiplr: 1.00
MS Integration Params: rteint.p
Quant Time: Jun 26 18:07 2014 Quant Results File: temp.res

Method : C:\MSDCHEM\1\METHODS\MP3684.M (RTE Integrator)
Title : Semi Volatile Extractables by GC/MS
Last Update : Thu Jun 26 18:07:30 2014
Response via : Multiple Level Calibration

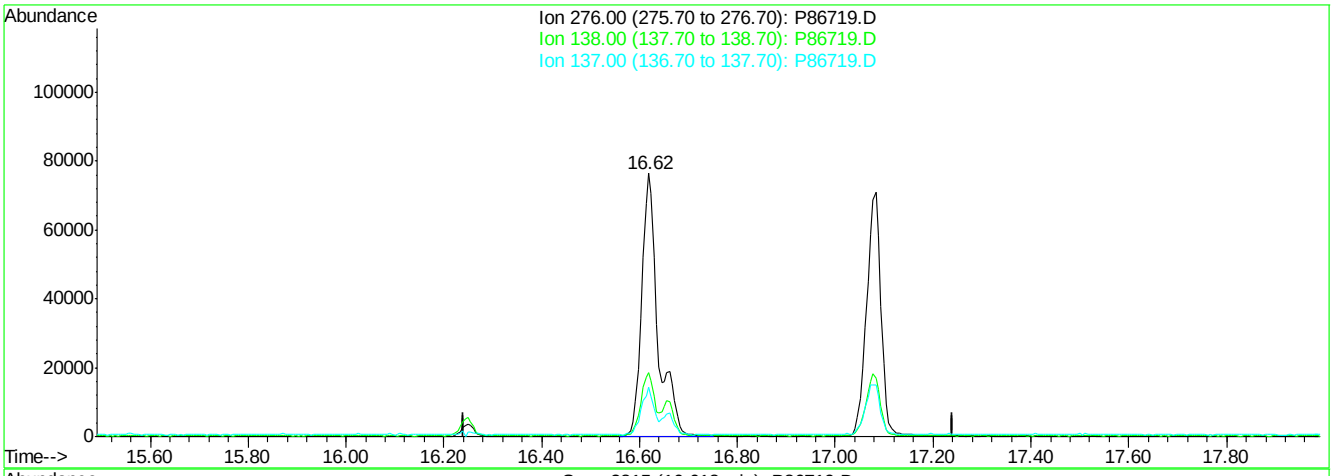

(97) Indeno[1,2,3-cd]pyrene (t)

16.62min 26.73ppb m

response 177444

Ion	Exp%	Act%
276.00	100	100
138.00	28.80	24.47
137.00	20.60	18.91
0.00	0.00	0.00

P86719.D MP3684.M Thu Jun 26 18:07:50 2014

Quantitation Report (QT Reviewed)

Data File : C:\MSDCHEM\1\DATA\EP3694\P86720.D Vial: 3
Acq On : 26 Jun 2014 12:19 pm Operator: saraw
Sample : cc3685-25 Inst : MSP
Misc : op75641,ep3694,1000,,,1,1 Multiplr: 1.00
MS Integration Params: rteint.p
Quant Time: Jun 26 18:09:56 2014 Quant Results File: MP3684.RES

Quant Method : C:\MSDCHEM\1\METHODS\MP3684.M (RTE Integrator)
Title : Semi Volatile Extractables by GC/MS
Last Update : Thu Jun 26 18:07:30 2014
Response via : Initial Calibration
DataAcq Meth : MP3684

Internal Standards	R.T.	QIon	Response	Conc	Units	Dev(Min)
1) 1,4-Dichlorobenzene-d4	3.89	152	105534	40.00	ppb	-0.07
24) Naphthalene-d8	5.25	136	428352	40.00	ppb	-0.07
47) Acenaphthene-d10	7.33	164	262003	40.00	ppb	-0.07
69) Phenanthrene-d10	9.15	188	446874	40.00	ppb	-0.08
83) Chrysene-d12	12.95	240	426231	40.00	ppb	-0.09
92) Perylene-d12	15.02	264	378397	40.00	ppb	-0.08
102) 1,4-Dichlorobenzene-d4b	3.89	152	105534	40.00	ppb	-0.07
104) Phenanthrene-d10b	9.15	188	446874	40.00	ppb	0.05
106) Chrysene-d12b	12.95	240	426231	40.00	ppb	-0.07
108) Naphthalene-d8b	5.25	136	428352	40.00	ppb	-0.07
110) Acenaphthene-d10b	7.33	164	262003	40.00	ppb	-0.07
System Monitoring Compounds						
5) 2-Fluorophenol	0.00	112	0	0.00	ppb	
Spiked Amount 50.000			Recovery =	0.00%		
8) Phenol-d5	0.00	99	0	0.00	ppb	
Spiked Amount 50.000			Recovery =	0.00%		
25) Nitrobenzene-d5	0.00	82	0	0.00	ppb	
Spiked Amount 50.000			Recovery =	0.00%		
51) 2-Fluorobiphenyl	0.00	172	0d	0.00	ppb	
Spiked Amount 50.000			Recovery =	0.00%		
73) 2,4,6-Tribromophenol	0.00	330	0	0.00	ppb	
Spiked Amount 50.000			Recovery =	0.00%		
85) Terphenyl-d14	0.00	244	0	0.00	ppb	
Spiked Amount 50.000			Recovery =	0.00%		
Target Compounds						Qvalue
103) Benzaldehyde	3.48	105	70521	20.71	ppb	90
105) Atrazine	8.82	200	72134	27.44	ppb	93
107) Benzidine	11.02	184	185725	19.45	ppb	98
109) Hydroquinone	5.76	110	94541	22.80	ppb	87
111) 1,2,4,5-Tetrachlorobenzene	6.29	216	95166	20.82	ppb	99

(#) = qualifier out of range (m) = manual integration (+) = signals summed

Quantitation Report (QT Reviewed)

Data File : C:\MSDCHEM\1\DATA\EP3694\P86720.D Vial: 3
Acq On : 26 Jun 2014 12:19 pm Operator: saraw
Sample : cc3685-25 Inst : MSP
Misc : op75641,ep3694,1000,,,1,1 Multiplr: 1.00
MS Integration Params: rteint.p
Quant Time: Jun 26 18:10 2014 Quant Results File: MP3684.RES

Method : C:\MSDCHEM\1\METHODS\MP3684.M (RTE Integrator)
Title : Semi Volatile Extractables by GC/MS
Last Update : Thu Jun 26 18:07:30 2014
Response via : Initial Calibration

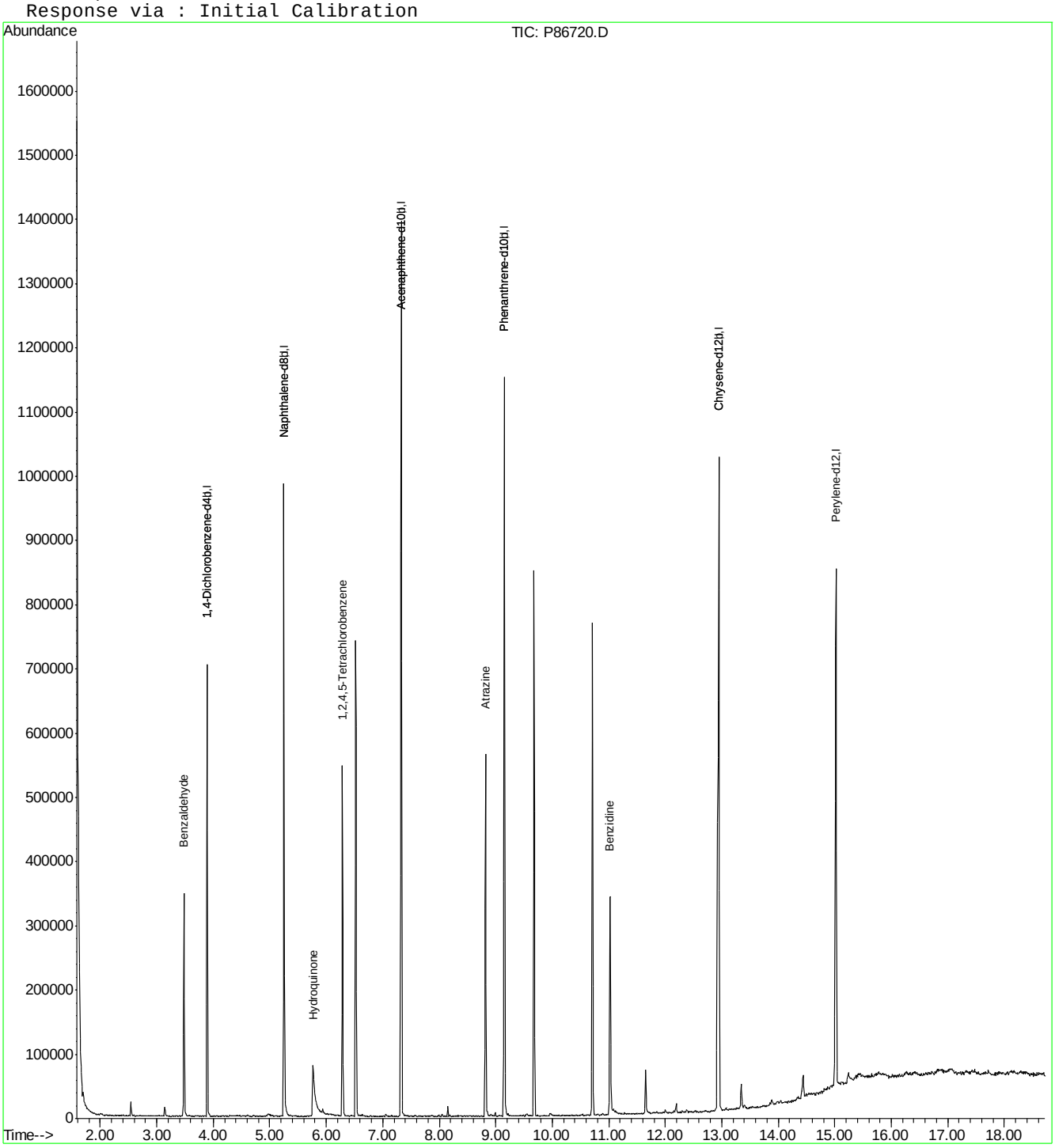

ACCUTEST LABORATORIES
JB70128

Manual Integrations APPROVED (compounds with "m" flag)
Nina Pandya
06/28/14 00:17

Quantitation Report (QT Reviewed)

Data File : C:\MSDCHEM\1\DATA\EP3695\P86749.D Vial: 3
Acq On : 27 Jun 2014 8:43 am Operator: kristis
Sample : cc3684-50 Inst : MSP
Misc : op75641,ep3695,1000,,,1,1 Multiplr: 1.00
MS Integration Params: rteint.p
Quant Time: Jun 27 15:49:19 2014 Quant Results File: MP3684.RES

Quant Method : C:\MSDCHEM\1\METHODS\MP3684.M (RTE Integrator)
Title : Semi Volatile Extractables by GC/MS
Last Update : Fri Jun 27 15:49:16 2014
Response via : Initial Calibration
DataAcq Meth : MP3684

Internal Standards	R.T.	QIon	Response	Conc	Units		Dev(Min)
1) 1,4-Dichlorobenzene-d4	3.89	152	103187	40.00	ppb		-0.08
24) Naphthalene-d8	5.25	136	393031	40.00	ppb		-0.07
47) Acenaphthene-d10	7.32	164	243997	40.00	ppb		-0.08
69) Phenanthrene-d10	9.14	188	382944	40.00	ppb		-0.09
83) Chrysene-d12	12.95	240	356504	40.00	ppb		-0.09
92) Perylene-d12	15.02	264	316161	40.00	ppb		-0.09
102) 1,4-Dichlorobenzene-d4b	3.89	152	103187	40.00	ppb		-0.07
104) Phenanthrene-d10b	9.14	188	382944	40.00	ppb		0.04
106) Chrysene-d12b	12.95	240	356504	40.00	ppb		-0.07
108) Naphthalene-d8b	5.25	136	393031	40.00	ppb		-0.07
110) Acenaphthene-d10b	7.32	164	243997	40.00	ppb		-0.07
System Monitoring Compounds							
5) 2-Fluorophenol	2.77	112	165747	42.11	ppb		-0.06
Spiked Amount 50.000			Recovery = 84.22%				
8) Phenol-d5	3.53	99	217112	45.32	ppb		-0.06
Spiked Amount 50.000			Recovery = 90.64%				
25) Nitrobenzene-d5	4.45	82	198979	53.18	ppb		-0.07
Spiked Amount 50.000			Recovery = 106.36%				
51) 2-Fluorobiphenyl	6.52	172	325554	42.54	ppb		-0.07
Spiked Amount 50.000			Recovery = 85.08%				
73) 2,4,6-Tribromophenol	8.28	330	40183	46.22	ppb		-0.07
Spiked Amount 50.000			Recovery = 92.44%				
85) Terphenyl-d14	11.38	244	354937	46.85	ppb		-0.09
Spiked Amount 50.000			Recovery = 93.70%				
Target Compounds							Qvalue
2) 1,4-Dioxane	1.81	88	69330	39.14	ppb		94
3) Pyridine	1.99	79	185135	41.47	ppb		91
4) N-Nitrosodimethylamine	1.95	42	91605	60.90	ppb	#	63
6) Indene	4.15	116	266557	44.58	ppb		94
7) Cumene	3.17	105	429478	47.34	ppb		94
9) Phenol	3.54	94	210113	42.78	ppb		87
10) Aniline	3.57	93	261147	42.58	ppb		86
11) bis(2-Chloroethyl)ether	3.62	93	163733	44.76	ppb		92
12) 2-Chlorophenol	3.69	128	159876	42.89	ppb		88
13) Decane	3.72	43	171280	48.66	ppb		92
14) 1,3-Dichlorobenzene	3.84	146	184540	43.85	ppb		97
15) 1,4-Dichlorobenzene	3.91	146	176730	43.12	ppb		99
16) Benzyl alcohol	4.02	108	117231	46.83	ppb		73
17) 1,2-Dichlorobenzene	4.06	146	163409	42.25	ppb		99
18) Acetophenone	4.29	105	236712	49.19	ppb	#	73
19) 2-Methylphenol	4.13	108	154184	43.43	ppb		99
20) 2,2'-oxybis(1-Chloropropan	4.15	121	48977	44.34	ppb	#	89
21) 3&4-Methylphenol	4.29	108	159701	44.97	ppb		98
22) n-Nitroso-di-n-propylamine	4.29	70	123049	53.79	ppb		90
23) Hexachloroethane	4.41	201	68176	46.23	ppb		89
26) Nitrobenzene	4.48	77	204990	52.92	ppb		87
27) Quinoline	5.66	129	329611	43.37	ppb		95
28) Isophorone	4.73	82	345977	48.86	ppb		95

(#) = qualifier out of range (m) = manual integration
P86749.D MP3684.M Fri Jun 27 15:49:59 2014 Page 1

9.6.84
9

Quantitation Report (QT Reviewed)

Data File : C:\MSDCHEM\1\DATA\EP3695\P86749.D Vial: 3
Acq On : 27 Jun 2014 8:43 am Operator: kristis
Sample : cc3684-50 Inst : MSP
Misc : op75641,ep3695,1000,,,1,1 Multiplr: 1.00
MS Integration Params: rteint.p
Quant Time: Jun 27 15:49:19 2014 Quant Results File: MP3684.RES

Quant Method : C:\MSDCHEM\1\METHODS\MP3684.M (RTE Integrator)
Title : Semi Volatile Extractables by GC/MS
Last Update : Fri Jun 27 15:49:16 2014
Response via : Initial Calibration
DataAcq Meth : MP3684

	Compound	R.T.	QIon	Response	Conc	Unit		Qvalue
29)	2-Nitrophenol	4.82	139	95663	47.38	ppb		73
30)	2,4-Dimethylphenol	4.88	107	160064	46.93	ppb		98
31)	Benzoic acid	5.00	105	121009m	45.89	ppb		
32)	bis(2-Chloroethoxy)methane	4.97	93	198528	46.93	ppb		99
33)	2,4-Dichlorophenol	5.10	162	141565	45.86	ppb		97
34)	2,6-Dichlorophenol	5.35	162	130673	44.83	ppb		98
35)	1,3,5-Trichlorobenzene	4.84	180	155683	42.62	ppb		99
36)	1,2,4-Trichlorobenzene	5.19	180	151843	43.26	ppb		98
37)	1,2,3-Trichlorobenzene	5.44	180	145162	43.63	ppb		97
38)	Naphthalene	5.27	128	442802	42.04	ppb		99
39)	4-Chloroaniline	5.34	127	205134	45.73	ppb		93
40)	2,3-Dichloroaniline	6.41	161	173576	46.35	ppb		96
41)	Caprolactam	5.75	55	83482	51.87	ppb		93
42)	Hexachlorobutadiene	5.43	225	89634	50.17	ppb		98
43)	4-Chloro-3-methylphenol	5.93	107	154355	50.25	ppb		96
44)	2-Methylnaphthalene	6.08	141	272704	44.78	ppb		96
45)	1-Methylnaphthalene	6.20	142	319056	44.64	ppb		96
46)	Dimethylnaphthalene	6.83	156	281457	43.81	ppb		95
48)	Hexachlorocyclopentadiene	6.28	237	182933	100.96	ppb		98
49)	2,4,6-Trichlorophenol	6.43	196	97253	46.63	ppb		97
50)	2,4,5-Trichlorophenol	6.48	196	110241	46.93	ppb		95
52)	2-Chloronaphthalene	6.66	162	295853	43.56	ppb		97
53)	Biphenyl	6.64	154	378476	41.05	ppb		100
54)	2-Nitroaniline	6.78	65	112321	59.59	ppb	#	77
55)	Dimethylphthalate	7.02	163	348165	46.03	ppb		99
56)	Acenaphthylene	7.15	152	464536	42.81	ppb		99
57)	2,6-Dinitrotoluene	7.08	165	81993	48.86	ppb		83
58)	3-Nitroaniline	7.28	138	96438	45.87	ppb		84
59)	Acenaphthene	7.36	153	279104	41.08	ppb		97
60)	2,4-Dinitrophenol	7.41	184	90638	92.76	ppb	#	55
61)	4-Nitrophenol	7.53	109	61174	70.06	ppb	#	75
62)	Dibenzofuran	7.57	168	393412	41.95	ppb		99
63)	2,4-Dinitrotoluene	7.57	165	106801	49.39	ppb		64
64)	2,3,4,6-Tetrachlorophenol	7.73	232	85868	47.49	ppb		93
65)	Diethylphthalate	7.87	149	339167	47.98	ppb		97
66)	Fluorene	7.99	166	336873	44.99	ppb		99
67)	4-Chlorophenyl-phenylether	8.00	204	155063	43.29	ppb		91
68)	4-Nitroaniline	8.02	138	91202	43.74	ppb		73
70)	4,6-Dinitro-2-methylphenol	8.07	198	67011	50.79	ppb		91
71)	n-Nitrosodiphenylamine	8.14	169	239976	46.97	ppb		98
72)	1,2-Diphenylhydrazine	8.19	77	384894	52.03	ppb		92
74)	4-Bromophenyl-phenylether	8.59	248	92590	44.99	ppb		91
75)	Hexachlorobenzene	8.67	284	90808	43.42	ppb		87
76)	Pentachlorophenol	8.93	266	109833	91.40	ppb		94
77)	Phenanthrene	9.18	178	451952	41.85	ppb		99
78)	Anthracene	9.24	178	474399	43.46	ppb		99
79)	Carbazole	9.47	167	479091	45.86	ppb		99
80)	Di-n-butylphthalate	9.97	149	570670	48.97	ppb		99
81)	Fluoranthene	10.80	202	533758	44.16	ppb		98

(#) = qualifier out of range (m) = manual integration

ACCUTEST LABORATORIES JB70128

Quantitation Report (QT Reviewed)

Data File : C:\MSDCHEM\1\DATA\EP3695\P86749.D Vial: 3
Acq On : 27 Jun 2014 8:43 am Operator: kristis
Sample : cc3684-50 Inst : MSP
Misc : op75641,ep3695,1000,,,1,1 Multiplr: 1.00
MS Integration Params: rteint.p
Quant Time: Jun 27 15:49:19 2014 Quant Results File: MP3684.RES

Quant Method : C:\MSDCHEM\1\METHODS\MP3684.M (RTE Integrator)
Title : Semi Volatile Extractables by GC/MS
Last Update : Fri Jun 27 15:49:16 2014
Response via : Initial Calibration
DataAcq Meth : MP3684

Compound	R.T.	QIon	Response	Conc	Unit	Qvalue
82) Octadecane	9.06	57	232130	50.11	ppb	95
84) Pyrene	11.12	202	539551	44.28	ppb	99
86) Butylbenzylphthalate	12.15	149	264571	52.87	ppb	90
87) Butyl stearate	12.30	56	220096	51.72	ppb	98
88) Benzo[a]anthracene	12.93	228	467550	45.48	ppb	99
89) 3,3'-Dichlorobenzidine	12.92	252	184843	48.97	ppb	99
90) Chrysene	12.99	228	429477	44.40	ppb	99
91) bis(2-Ethylhexyl)phthalate	13.07	149	334394	51.78	ppb	96
93) Di-n-octylphthalate	14.04	149	575219	54.13	ppb	97
94) Benzo[b]fluoranthene	14.51	252	447534	47.60	ppb	99
95) Benzo[k]fluoranthene	14.55	252	416665	44.43	ppb	98
96) Benzo[a]pyrene	14.94	252	399175	46.02	ppb	99
97) Indeno[1,2,3-cd]pyrene	16.62	276	479452m	48.53	ppb	
98) Dibenz(a,h)acridine	16.25	279	338751	47.55	ppb	98
99) Dibenz[a,h]anthracene	16.66	278	378676	46.92	ppb	100
100) 7,12-Dimethylbenz(a)anthra	14.50	256	217657	50.44	ppb	99
101) Benzo[g,h,i]perylene	17.09	276	390680	47.05	ppb	94

(#) = qualifier out of range (m) = manual integration (+) = signals summed
P86749.D MP3684.M Fri Jun 27 15:49:59 2014 Page 3

Quantitation Report (QT Reviewed)

Data File : C:\MSDCHEM\1\DATA\EP3695\P86749.D Vial: 3
Acq On : 27 Jun 2014 8:43 am Operator: kristis
Sample : cc3684-50 Inst : MSP
Misc : op75641,ep3695,1000,,,1,1 Multiplr: 1.00
MS Integration Params: rteint.p
Quant Time: Jun 27 15:49 2014 Quant Results File: MP3684.RES

Method : C:\MSDCHEM\1\METHODS\MP3684.M (RTE Integrator)
Title : Semi Volatile Extractables by GC/MS
Last Update : Fri Jun 27 15:49:16 2014
Response via : Initial Calibration

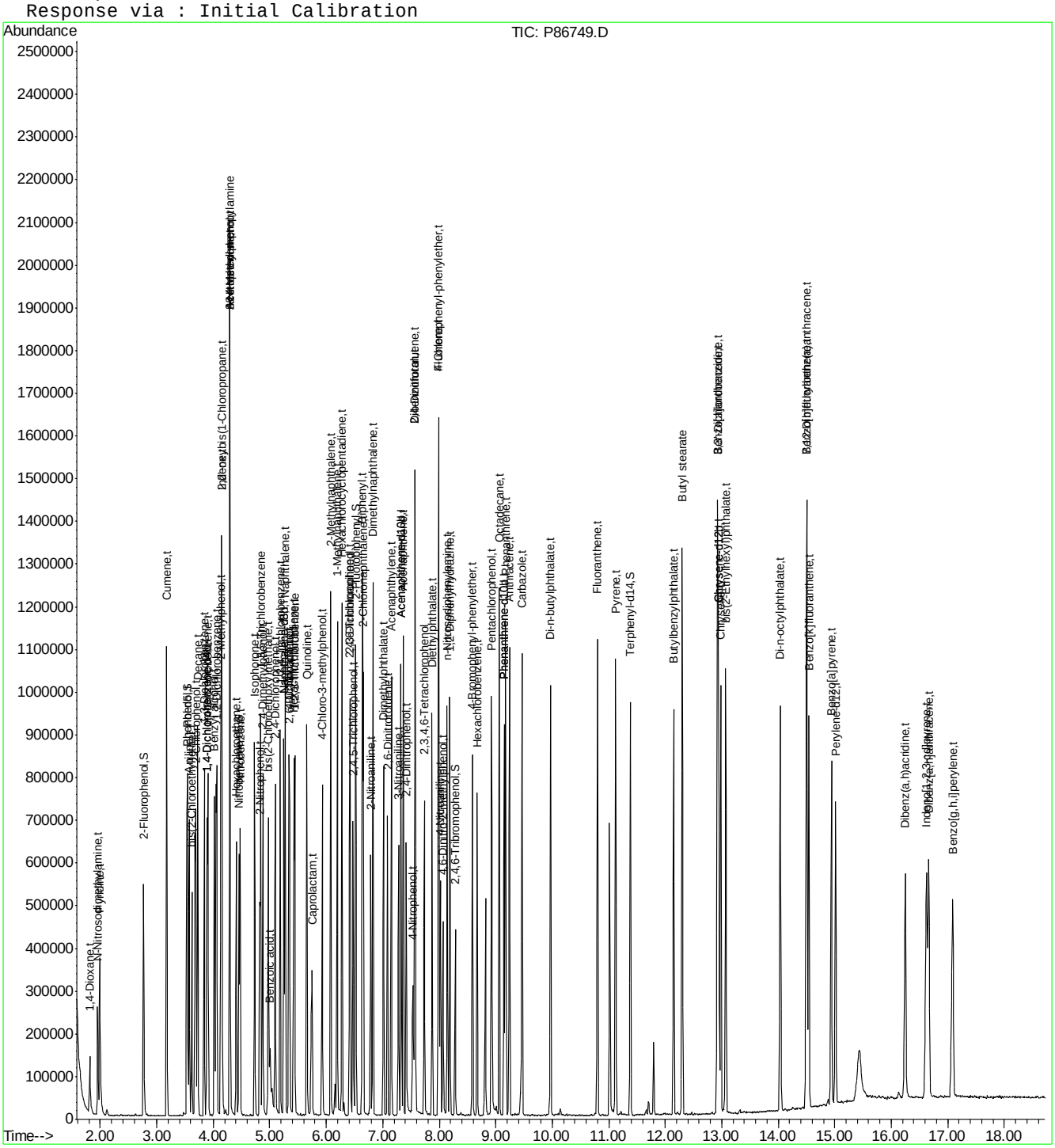

ACCUTEST LABORATORIES JB70128

Manual Integration Approval Summary

Sample Number:	EP3695-CC3684	**Method:**	SW846 8270D
Lab FileID:	P86749.D	**Analyst approved:**	06/27/14 16:21 Kristi Schollenberger
Injection Time:	06/27/14 08:43	**Supervisor approved:**	06/28/14 00:17 Nina Pandya

Parameter	CAS	Sig#	R.T. (min.)	Reason
Benzoic acid	65-85-0		5.00	Split peak
Indeno(1,2,3-cd)pyrene	193-39-5		16.62	Split peak

Quantitation Report (Qedit)

Data File : C:\MSDCHEM\1\DATA\EP3695\P86749.D Vial: 3
Acq On : 27 Jun 2014 8:43 am Operator: kristis
Sample : cc3684-50 Inst : MSP
Misc : op75641,ep3695,1000,,,1,1 Multiplr: 1.00
MS Integration Params: rteint.p
Quant Time: Jun 27 9:02 2014 Quant Results File: temp.res

Method : C:\MSDCHEM\1\METHODS\MP3684.M (RTE Integrator)
Title : Semi Volatile Extractables by GC/MS
Last Update : Fri Jun 27 10:42:34 2014
Response via : Multiple Level Calibration

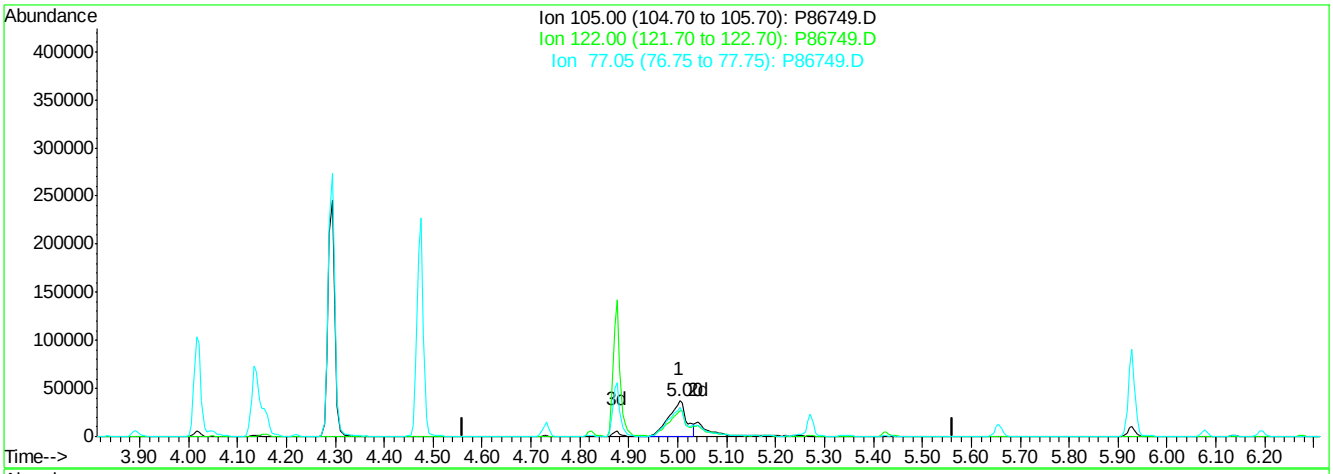

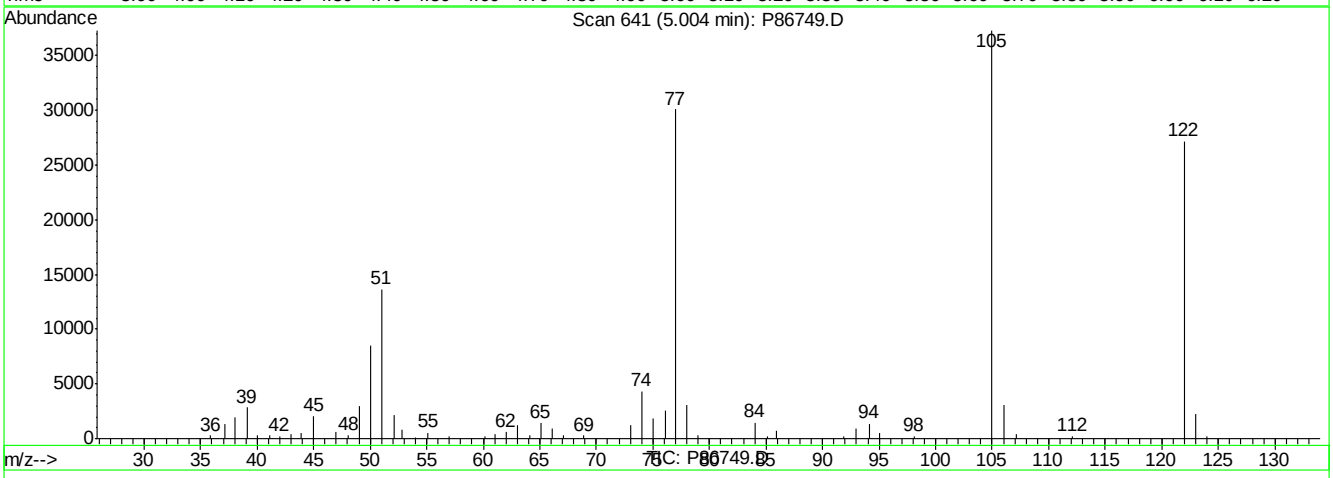

(31) Benzoic acid (t)

5.00min 35.65ppb

response 94005

Ion	Exp%	Act%
105.00	100	100
122.00	82.40	70.62
77.05	72.00	78.69
0.00	0.00	0.00

P86749.D MP3684.M Fri Jun 27 15:47:35 2014

Quantitation Report (Qedit)

Data File : C:\MSDCHEM\1\DATA\EP3695\P86749.D Vial: 3
Acq On : 27 Jun 2014 8:43 am Operator: kristis
Sample : cc3684-50 Inst : MSP
Misc : op75641,ep3695,1000,,,1,1 Multiplr: 1.00
MS Integration Params: rteint.p
Quant Time: Jun 27 15:47 2014 Quant Results File: temp.res

Method : C:\MSDCHEM\1\METHODS\MP3684.M (RTE Integrator)
Title : Semi Volatile Extractables by GC/MS
Last Update : Fri Jun 27 10:42:34 2014
Response via : Multiple Level Calibration

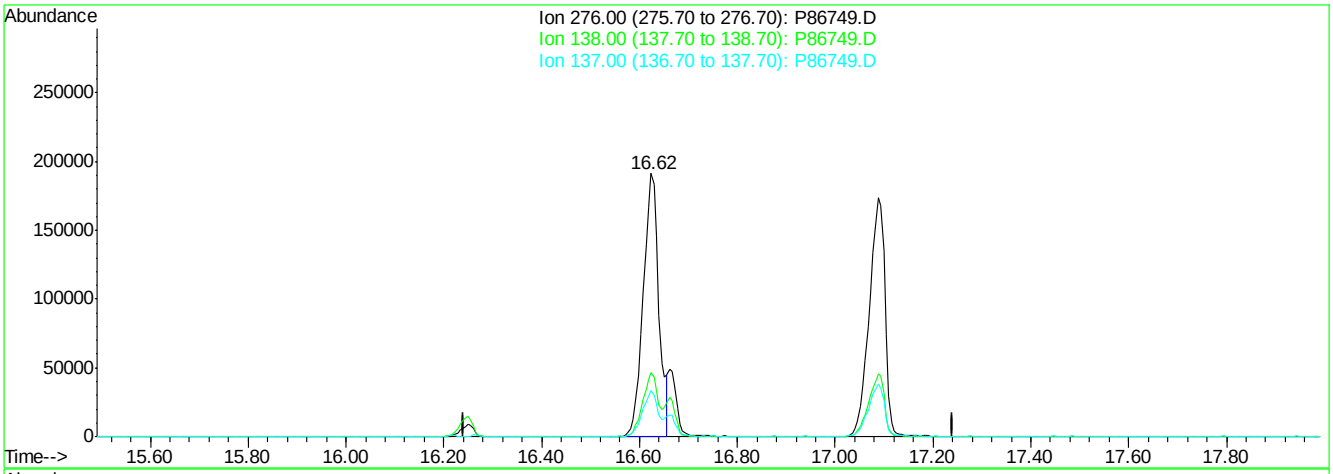

(97) Indeno[1,2,3-cd]pyrene (t)

16.62min 42.92ppb

response 423956

Ion	Exp%	Act%
276.00	100	100
138.00	28.80	20.26
137.00	20.60	15.38
0.00	0.00	0.00

P86749.D MP3684.M Fri Jun 27 15:48:32 2014

Quantitation Report (Qedit)

Data File : C:\MSDCHEM\1\DATA\EP3695\P86749.D Vial: 3
Acq On : 27 Jun 2014 8:43 am Operator: kristis
Sample : cc3684-50 Inst : MSP
Misc : op75641,ep3695,1000,,,1,1 Multiplr: 1.00
MS Integration Params: rteint.p
Quant Time: Jun 27 15:49 2014 Quant Results File: temp.res

Method : C:\MSDCHEM\1\METHODS\MP3684.M (RTE Integrator)
Title : Semi Volatile Extractables by GC/MS
Last Update : Fri Jun 27 15:49:16 2014
Response via : Multiple Level Calibration

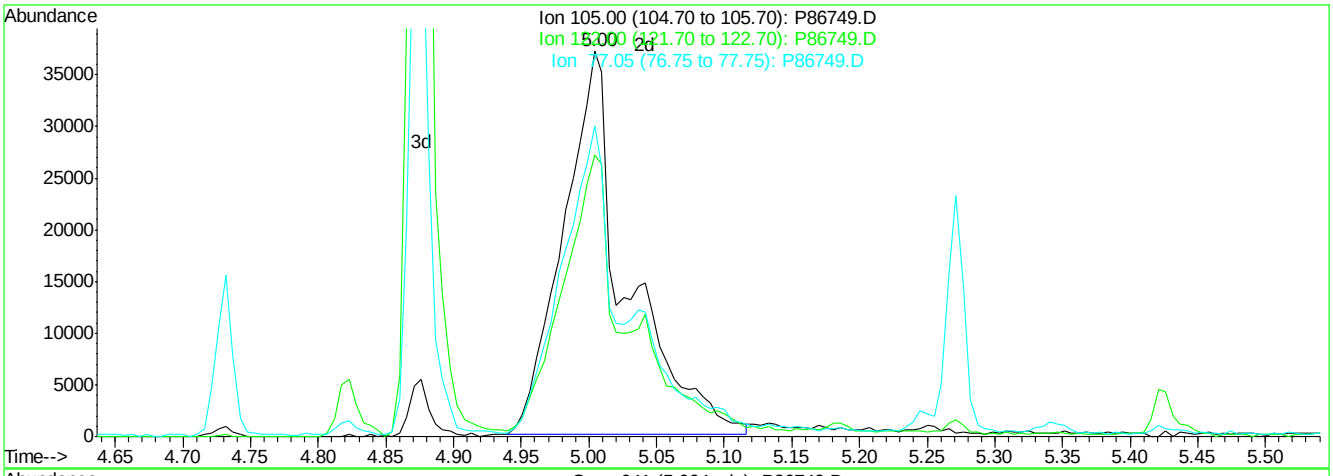

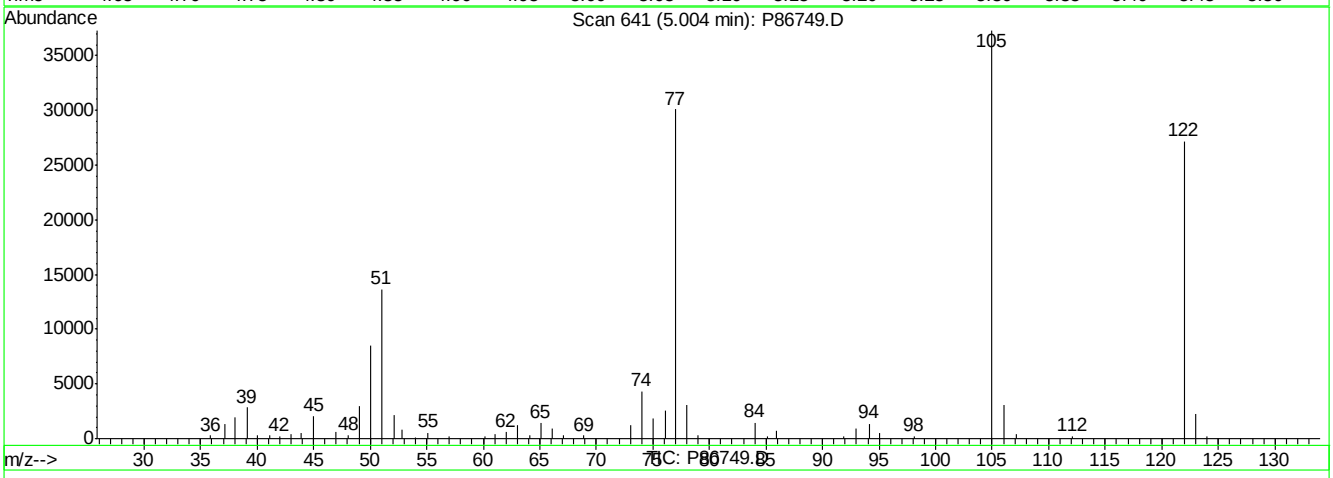

(31) Benzoic acid (t)

5.00min 45.89ppb m

response 121009

Ion	Exp%	Act%
105.00	100	100
122.00	82.40	72.92
77.05	72.00	80.65
0.00	0.00	0.00

P86749.D MP3684.M Fri Jun 27 15:49:32 2014

Quantitation Report (Qedit)

Data File : C:\MSDCHEM\1\DATA\EP3695\P86749.D Vial: 3
Acq On : 27 Jun 2014 8:43 am Operator: kristis
Sample : cc3684-50 Inst : MSP
Misc : op75641,ep3695,1000,,,1,1 Multiplr: 1.00
MS Integration Params: rteint.p
Quant Time: Jun 27 15:49 2014 Quant Results File: temp.res

Method : C:\MSDCHEM\1\METHODS\MP3684.M (RTE Integrator)
Title : Semi Volatile Extractables by GC/MS
Last Update : Fri Jun 27 15:49:16 2014
Response via : Multiple Level Calibration

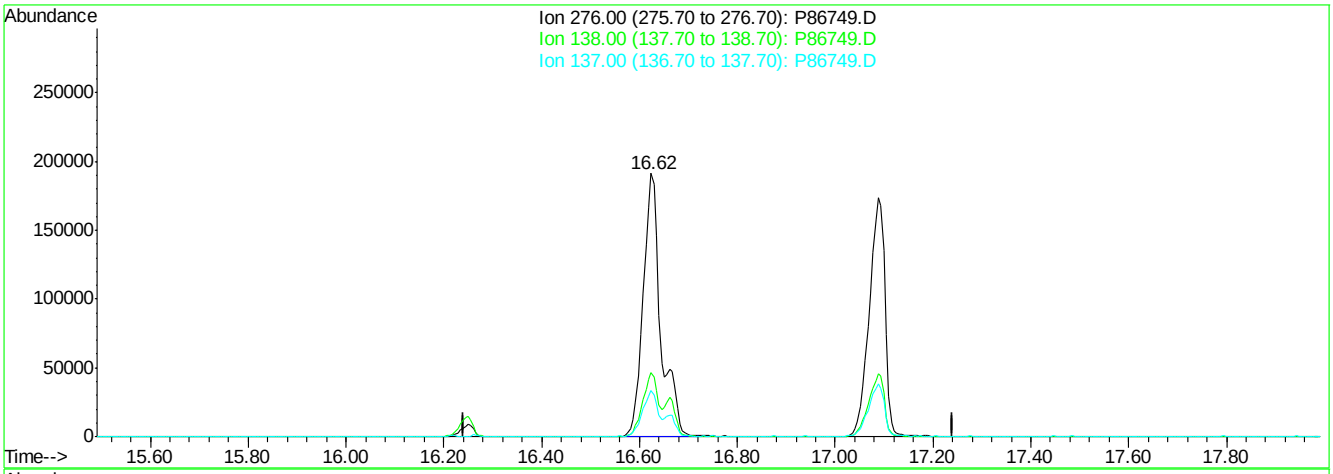

(97) Indeno[1,2,3-cd]pyrene (t)

16.62min 48.53ppb m

response 479452

Ion	Exp%	Act%
276.00	100	100
138.00	28.80	24.31
137.00	20.60	17.43
0.00	0.00	0.00

P86749.D MP3684.M Fri Jun 27 15:49:55 2014

Quantitation Report (QT Reviewed)

Data File : C:\MSDCHEM\1\DATA\EP3695\P86750.D Vial: 4
Acq On : 27 Jun 2014 9:17 am Operator: kristis
Sample : cc3685-50 Inst : MSP
Misc : op75641,ep3695,1000,,,1,1 Multiplr: 1.00
MS Integration Params: rteint.p
Quant Time: Jun 27 15:56:04 2014 Quant Results File: MP3684.RES

Quant Method : C:\MSDCHEM\1\METHODS\MP3684.M (RTE Integrator)
Title : Semi Volatile Extractables by GC/MS
Last Update : Fri Jun 27 15:49:16 2014
Response via : Initial Calibration
DataAcq Meth : MP3684

Internal Standards	R.T.	QIon	Response	Conc	Units	Dev(Min)
1) 1,4-Dichlorobenzene-d4	3.89	152	126338	40.00	ppb	-0.08
24) Naphthalene-d8	5.24	136	467638	40.00	ppb	-0.08
47) Acenaphthene-d10	7.32	164	253427	40.00	ppb	-0.08
69) Phenanthrene-d10	9.14	188	424086	40.00	ppb	-0.09
83) Chrysene-d12	12.94	240	394678	40.00	ppb	-0.09
92) Perylene-d12	15.02	264	340512	40.00	ppb	-0.09
102) 1,4-Dichlorobenzene-d4b	3.89	152	126338	40.00	ppb	-0.07
104) Phenanthrene-d10b	9.14	188	424086	40.00	ppb	0.04
106) Chrysene-d12b	12.94	240	394678	40.00	ppb	-0.08
108) Naphthalene-d8b	5.24	136	467638	40.00	ppb	-0.07
110) Acenaphthene-d10b	7.32	164	253427	40.00	ppb	-0.07
System Monitoring Compounds						
5) 2-Fluorophenol	0.00	112	0	0.00	ppb	
Spiked Amount 50.000			Recovery =	0.00%		
8) Phenol-d5	0.00	99	0	0.00	ppb	
Spiked Amount 50.000			Recovery =	0.00%		
25) Nitrobenzene-d5	0.00	82	0	0.00	ppb	
Spiked Amount 50.000			Recovery =	0.00%		
51) 2-Fluorobiphenyl	0.00	172	0d	0.00	ppb	
Spiked Amount 50.000			Recovery =	0.00%		
73) 2,4,6-Tribromophenol	0.00	330	0	0.00	ppb	
Spiked Amount 50.000			Recovery =	0.00%		
85) Terphenyl-d14	0.00	244	0	0.00	ppb	
Spiked Amount 50.000			Recovery =	0.00%		
Target Compounds						Qvalue
103) Benzaldehyde	3.48	105	140103	34.37	ppb	91
105) Atrazine	8.82	200	123791	49.63	ppb	91
107) Benzidine	11.01	184	250301	28.31	ppb	99
109) Hydroquinone	5.75	110	231409	51.13	ppb	81
111) 1,2,4,5-Tetrachlorobenzene	6.28	216	182856	41.35	ppb	99

(#) = qualifier out of range (m) = manual integration (+) = signals summed

Quantitation Report (QT Reviewed)

Data File : C:\MSDCHEM\1\DATA\EP3695\P86750.D Vial: 4
Acq On : 27 Jun 2014 9:17 am Operator: kristis
Sample : cc3685-50 Inst : MSP
Misc : op75641,ep3695,1000,,,1,1 Multiplr: 1.00
MS Integration Params: rteint.p
Quant Time: Jun 27 15:56 2014 Quant Results File: MP3684.RES

Method : C:\MSDCHEM\1\METHODS\MP3684.M (RTE Integrator)
Title : Semi Volatile Extractables by GC/MS
Last Update : Fri Jun 27 15:49:16 2014
Response via : Initial Calibration

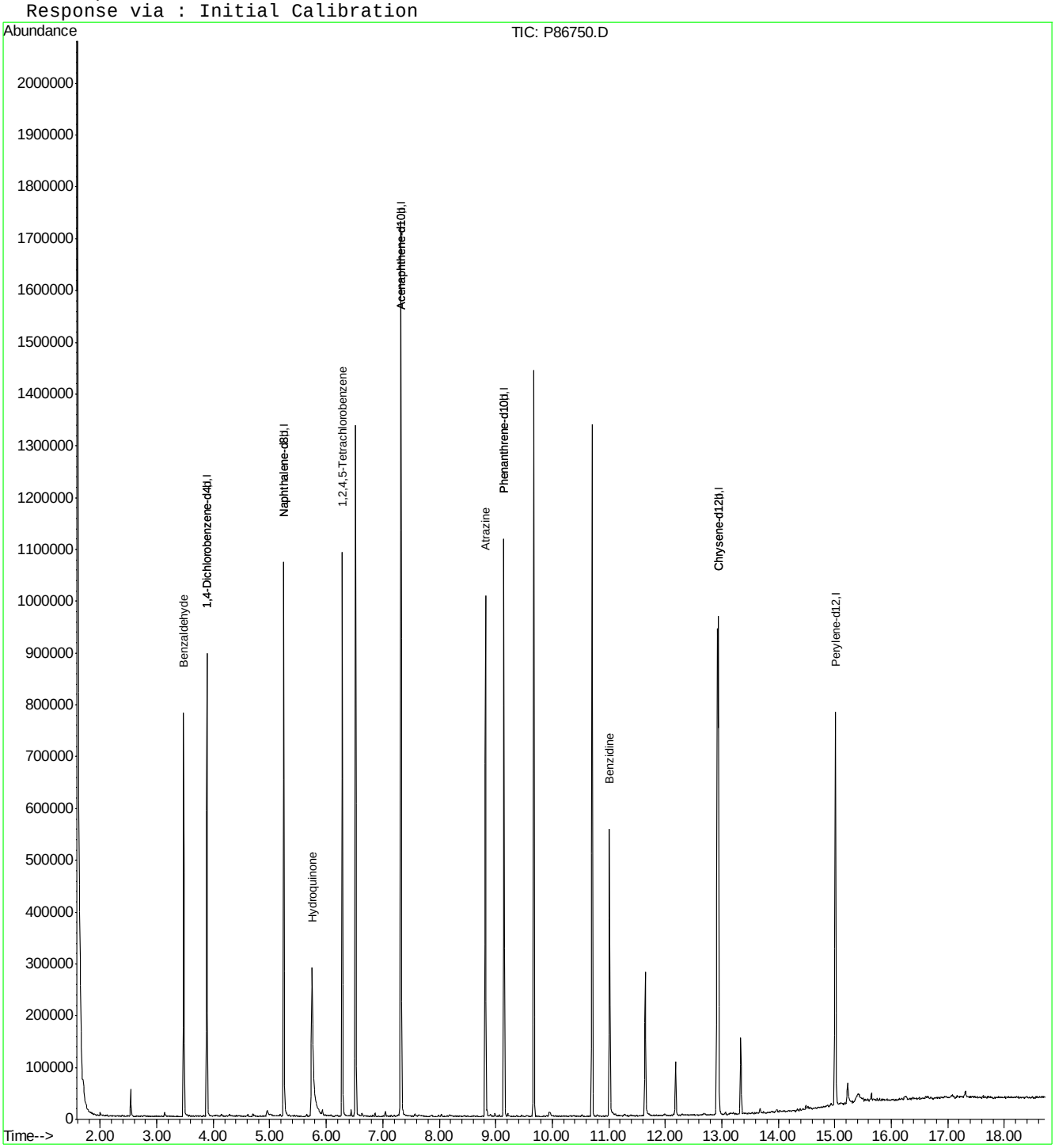

P86750.D MP3684.M Fri Jun 27 15:56:34 2014 Page 2

ACCUTEST

SEMI-VOLATILE by GCMS ANALYSIS LOG

Batch ID: E3E2647

Date: 6-4-14

Analyst Signature: QA

Standard Data

Lot #	Description	Conc.
SV141362	136 ABN TC42	50/5
	↓ ↓	20/5
		10/5
CN2933	IS	40/5
SHL847	Surr Mix	—

Standard Data

Lot #	Description	Conc.
SV141362	119 8270	50/5
	136 ABN TC42	100/5
		80/5
		50/5
		25/5
	↓ ↓	10/5

Columns: RTX-5ms 30m x 0.25mm ID

Method 8270/625

Initial Cal. Method E3E2646

Injection Volume: 1 µl

Manually integrated chromatographic peaks in the following reportable files have been reviewed and verified to comply with the criteria of Accutest SOP EQA044.

Supervisor Signature: AS Date: 6-6-14

R	Data File	Sample ID	Ext. Batch	Test	MTX	ALS #	Dilution	L+	IS	SU	Status (Data)	Comments
	3E61402	8270			W	1					OK	9:24 PM
	61403	IC2647-100		TC42		10					OK	
	61404	IC2647-80				11					OK	
	61405	IC2647-50				12					OK	
	61406	IC2647-25				13					OK	
	61407	IC2647-10				14					OK	
	61408	IC2647-5				15					OK	
	61409	IC2647-2				16					OK	
	61410	IC2647-1				17					OK	
	61411	ICV2646-50		acids		18					RR	#31,60↓ OP141177-88
	61412	ICV2646-10		BN1		19					OK	-17
	61413	ICV2646-10		BN2		20					RR	#40,41↓ -57
	61414	ICV2646-50		ABN Surr		21					OK	-33
	61415	ICV2646-50		anilines		22					OK	-61
	61416	ICV2646-10		benzdn		23					OK	SV141362-72B
	61417	ICV2647-50		HQ		24					OK	OP141130-191

MTX = Matrix. Designate W for water, S for soil, O for oil. L+ =Library Search. IS = Internal Standard Area. SU = Surrogate.

Sample volume/weight used and final volumes refer to extraction log.

95

All strikeouts must be initialed, dated and reason code applied as follows:
1 = reviewer correction error; 2 = transcription error; 3 = computer miscalculation; 4 = analyst's correction error

Form: OR015-05
Rev. Date: 1/16/2006

9.7.1

9

ACCUTEST

SEMI-VOLATILE by GCMS ANALYSIS LOG

Batch ID: E3E2648

Analyst Signature: OA

Date: 6-5-14

Standard Data

Lot #	Description	Conc.

Standard Data

Lot #	Description	Conc.
SV141362-119	DFTPP	50
OK2933	IS	40
OK547	[illegible]	—

Columns: MTX-SMS30mx0.25mmx0.15

Method 8170/625

Initial Cal. Method M 3E2646

Injection Volume: 1 µl

Manually integrated chromatographic peaks in the following reportable files have been reviewed and verified to comply with the criteria of Accutest SOP EQA044.

Supervisor Signature: AS

Date: 6-6-14

R	Data File	Sample ID	Ext. Batch	Test	MTX	ALS #	Dilution	L+	IS	SU	Status (Data)	Comments
	3E61418	DFTPP			W	1					NG	PCP↑, reinstall
	61419	DFTPP				1					failed	68↑, reinject
	61420	DFTPP				1					OK	12:24 pm
	61421	ICV2646-50		acids		2					OK	OP141177-88
	61422	ICV2646-50		BN2		3					OK	-63

MTX = Matrix. Designate W for water, S for soil, O for oil. L+ =Library Search. IS = Internal Standard Area. SU = Surrogate.

Sample volume/weight used and final volumes refer to extraction log.

97

All strikeouts must be initialed, dated and reason code applied as follows:
1 = reviewer correction error; 2 = transcription error; 3 = computer miscalculation; 4 = analyst's correction error

Form: OR015-05
Rev. Date: 1/16/2006

9.7.2

9

ACCUTEST

SEMI-VOLATILE by GCMS ANALYSIS LOG

Batch ID: E3E2680

Analyst Signature: AMD

Date: 6/26/14

Columns: RTx5msi30mx25mmx.25µm

Method 8270/625

Initial Cal. Method M3E2680 AMD 6/26

Injection Volume: µL

Standard Data

Lot #	Description	Conc.

Standard Data

Lot #	Description	Conc.
SV14136219	DFTPP	50ppm
CC2933	Internal Std.	4000ppm
DK774	DCM(HW)	

Manually integrated chromatographic peaks in the following reportable files have been reviewed and verified to comply with the criteria of Accutest SOP EQA044.

Supervisor Signature: [signature]

Date: 6/26/14

R	Data File	Sample ID	Ext. Batch	Test	MTX	ALS #	Dilution.	L+	IS	SU	Status (Data)	Comments
	3E2566	DFTPP				1					not using	
	67	DFTPP				1						
	68	DFTPP				1						
	69	DFTPP				1						
	70	CC2646-25		BNA	W	2						cc no good target tune rec
	71	DFTPP				1					ok	7.46pm
	72	IC2680-1.0		BNA	W	2					ok	SV14141923G
	73	-2.0				3					ok	SV14141923D
	74	-5.0				4					ok	SV14141923E
	75	-10				5					ok	SV14141923C
	76	-80				6					ok	SV14141923B
	77	-100				7					ok	SV14141920A
	78	ICC2680-50				8					ok	SV14141950A
	79	IC2680-25				9					ok	SV14141950B

[signature] 6/27/14

MTX = Matrix. Designate W for water, S for soil, O for oil. L+ =Library Search. IS = Internal Standard Area. SU = Surrogate.

19

Sample volume/weight used and final volumes refer to extraction log.

All strikeouts must be initialed, dated and reason code applied as follows:
1 = reviewer correction error; 2 = transcription error; 3 = computer miscalculation; 4 = analyst's correction error

Form: OR015-05
Rev. Date: 1/16/2006

9.7.3

9

ACCUTEST

SEMI-VOLATILE by GCMS ANALYSIS LOG

Batch ID: E3E2681

Date: 6/27/14

Analyst Signature: [signature]

Standard Data

Lot #	Description	Conc.

Standard Data

Lot #	Description	Conc.
SV141362119	DFTPP	50ppm
CK2933	Int-Std	4000ppm
DK774	Dcm (H2O)	–

Columns: RTX-5MS; 30mx.25mmx.25µm

Method 8270/625

Initial Cal. Method M3E2680

Injection Volume: 1µl

Manually integrated chromatographic peaks in the following reportable files have been reviewed and verified to comply with the criteria of Accutest SOP EQA044.

Supervisor Signature: [signature]

Date: 6.27.14

R	Data File	Sample ID	Ext. Batch	Test	MTX	ALS #	Dilution.	L+	IS	SU	Status (Data)	Comments
	3E62580	DFTPP				1					Not run	Plunger error, RR
	62581	DFTPP				1					all	9:18am
	82	ICV2680-50		Acid		2					ok	OP141177012S
	83	-50		BM1		3					Not using	OP141177118 Acenaphthylene
	84	-50		BM2		4					ok	OP141177110
	85	-50		Anilin		5					ok	OP141177111
	86	-50		ABM Jun		6					ok	OP141177117
	87	-50		Benzidine		7					ok	SV141419444A
	3E62588	ICV2680-50		AN1	W	8					ok	OP14-102-118

MTX = Matrix. Designate W for water, S for soil, O for oil. L+ = Library Search. IS = Internal Standard Area. SU = Surrogate.

Sample volume/weight used and final volumes refer to extraction log.

21

All strikeouts must be initialed, dated and reason code applied as follows:
1 = reviewer correction error; 2 = transcription error; 3 = computer miscalculation; 4 = analyst's correction error

Form: OR015-05
Rev. Date: 1/16/2006

9.7.4

9

ACCUTEST

SEMI-VOLATILE by GCMS ANALYSIS LOG

Batch ID: E3F2691

Date: 7/3/2019

Analyst Signature: AMO

Columns: RTXSTMS30mx0.25mmx0.25µm

Method 8270/625

Initial Cal. Method M3F2680

Injection Volume: 1µL

Standard Data

Lot #	Description	Conc.

Standard Data

Lot #	Description	Conc.
SVM362119	DFTPP	50ppm
SVM491950	BVA	50ppm
SVM491951	TCLR	50ppm
CC2933	Internal Std.	40000ppm
DC774	DCMCHW	1

Manually integrated chromatographic peaks in the following reportable files have been reviewed and verified to comply with the criteria of Accutest SOP EQA044.

Supervisor Signature: [signature] Date: 7-5-19

R	Data File	Sample ID	Ext. Batch	Test	MTX	ALS #	Dilution	L+	IS	SU	Status (Data)	Comments
	3E62820	DFTPP				1					dt	10:35 7/3
	62821	CC2680-50		BVA	W	2					dt	
	62822	CC2677-50		TCLR	W	3					dt	Benzidine & Benzidine
	62823	tc192		verification	W	4					dt	SVM491934H 1ppm
	24	qp75993-mb1	75993-1	ABS270	W	5		X	/	/	dt	
	25	-bs1				6			/	/	dt	Reextracted both- BS low
	26	qp76158-mb1	76158-1	ABS270	S	7		X	/	/	dt	
	27	-bs1				8			/	/	dt	/
	28	-ms				9			/	/	dt	/
	29	-msd				10			/	/	dt	/
	30	JB70781-14		ABTCL20		11		X	/	/	dt	
	31	JB69766-1		ABTCL20		12		X	/	/	dt	Reextract BS 7/3/19
	32	qp75993-ms	75993-1	ABS270	W	13			/	/	dt	/
	33	-msd				14			/	/	dt	/
	34	JB70163-1		ABTCL10		15		X	/	/	dt	
	35	JB70178-8		ABTCL20		16			/	/	dt	
	36	-14				17			/	/	dt	

MTX = Matrix . Designate W for water, S for soil, O for oil. L+ =Library Search. IS = Internal Standard Area. SU = Surrogate.

Sample volume/weight used and final volumes refer to extraction log.

59

All strikeouts must be initialed, dated and reason code applied as follows:
1 = reviewer correction error; 2 = transcription error; 3 = computer miscalculation; 4 = analyst's correction error

Form: OR015-05
Rev. Date: 1/16/2006

9.7.5 9

ACCUTEST

SEMI-VOLATILE by GCMS ANALYSIS LOG

Batch ID: E3E2691

Date: 7/3/2014

Analyst Signature: AWO

Standard Data		
Lot #	Description	Conc.

Standard Data		
Lot #	Description	Conc.
	see page 59	

Columns: 12TX5MS30mx25mmx.25µm

Method 8270/625

Initial Cal. Method M3E2680

Injection Volume: µL

Manually integrated chromatographic peaks in the following reportable files have been reviewed and verified to comply with the criteria of Accutest SOP EQA044.

Supervisor Signature: [signature] Date: 7-5-14

R	Data File	Sample ID	Ext. Batch	Test	MTX	ALS #	Dilution	L+	IS	SU	Status (Data)	Comments
	3E62837	JB70162-6	759931	nap+2map	W	18			/	1X	dl	Rx RR1:10
	38	JB6450058		ABTCU20+		19		X	/	/	dl	
	39	-59				20		X	/	/	dl	
	40	JB70163-2		ABTCU11		21		X	/	/	dl	RR1:2
	41	-3				22		X	/	/	dl	RR1:10
	42	-4				23		X	/	/	dl	
	43	-5				24		X	/	/	dl	
	44	-6				25		X	/	/	dl	
	45	JB70168-1		ABTCU11		26			/	/	dl	RR1:20
	46	-5				27			/	/	dl	9:56am RR1:20
	~~47~~ AWO 7/3											

MTX = Matrix . Designate W for water, S for soil, O for oil. L+ =Library Search. IS = Internal Standard Area. SU = Surrogate.

Sample volume/weight used and final volumes refer to extraction log.

61

All strikeouts must be initialed, dated and reason code applied as follows:
1 = reviewer correction error; 2 = transcription error; 3 = computer miscalculation; 4 = analyst's correction error

Form: OR015-05
Rev. Date: 1/16/2006

9.7.5

9

ACCUTEST

SEMI-VOLATILE by GCMS ANALYSIS LOG

Batch ID: EM4300

Date: 6-12-13

Analyst Signature: SP

Standard Data

Lot #	Description	Conc.
SU141419	23F BNA	5 PPM
SU141362	138A BNA	50 PPM
	138D BNA	80 PPM
CH2933	IS	4000PPM
DN547	PCM (HW)	-

Standard Data

Lot #	Description	Conc.
SU141362	119 DFTPP	50ppm
SU141419	23A BNA	100 ppm
	23B	80PPM
	23C	10PPM
	23D BNA	2PPM
	23E BNA	1PPM

Columns: RTxSMS30mx.25mmx.25um

Method 8270/625

Initial Cal. Method mm4300

Injection Volume: 1µl

Manually integrated chromatographic peaks in the following reportable files have been reviewed and verified to comply with the criteria of Accutest SOP EQA044.

Supervisor Signature: DA

Date: 6-13-14

R	Data File	Sample ID	Ext. Batch	Test	M TX	ALS #	Dilution.	L +	I S	S U	Status (Data)	Comments
	m105034	DFTPP			W	1					~~Batch~~ not use	Building
	35	DFTPP				1					OK	9:52AM
	36	IC4300-100				2					OK	
	37	-1				3					OK	
	38	-80				4					OK	
	39	-50				5					OK	
	40	-25				6					OK	
	41	-10				7					OK	
	42	-5				8					OK	
	m1050 43	-2				9					OK	

TX = Matrix . Designate W for water, S for soil, O for oil. L+ =Library Search. IS = Internal Standard Area. SU = Surrogate.

Sample volume/weight used and final volumes refer to extraction log.

175

All strikeouts must be initialed, dated and reason code applied as follows:
1 = reviewer correction error; 2 = transcription error; 3 = computer miscalculation; 4 = analyst's correction error

Form: OR015-05
Rev. Date: 1/16/2006

9.7.6

9

ACCUTEST

SEMI-VOLATILE by GCMS ANALYSIS LOG

Batch ID: EM4301

Date: 6-12-13

Analyst Signature: SP

Standard Data

Lot #	Description	Conc.
SU141362119	136F TCL42	5PPM
	136G	2PPM
	136H	1PPM
CK2933	IS	4000/µf
DK547	Dell kerd	—

Standard Data

Lot #	Description	Conc.
SU141362119	DFTPP	50PPM
	136A TCL42	100PPM
	136B	80PPM
	137B	50PPM
	137D	25PPM
	136E	10PPM

Columns: RT+SMJ30mx.25mmx.25µm

Method 8270/625

Initial Cal. Method mm4300

Injection Volume: 1µl

Manually integrated chromatographic peaks in the following reportable files have been reviewed and verified to comply with the criteria of Accutest SOP EQA044.

Supervisor Signature: OA

Date: 6-13-13

R	Data File	Sample ID	Ext. Batch	Test	MTX	ALS #	Dilution	L+	IS	SU	Status (Data)	Comments
	m105044	DFTPP			W	1					no Data	
	45	DFTPP				1					OK	2:35 PM
	46	IC4301-100		TCL42		2					OK	
	47	-80				3					OK	
	48	-50				4					OK	
	49	-25				5					OK	
	50	-10				6					OK	
	51	-5				7					OK	
	52	-2				8					OK	
	53	-1				9					OK	
	54	ICU4300-50		BH1		10					OK	OP14117717
	55	-50		BH2		11					OK	OP14117742
	56	-50		ABHsur		12					OK	OP14117733
	57	-50		Aniline		13					OK	OP14117761
	58	-50		Acid		14					not using	OP14117788 (Acid failed low #60)
	59	-50		Benzidine		15					OK	SU141362728
	m105060	-50		HQ		16					OK	OP141130141

MTX = Matrix . Designate W for water, S for soil, O for oil. L+ =Library Search. IS = Internal Standard Area. SU = Surrogate.

Sample volume/weight used and final volumes refer to extraction log.

177

All strikeouts must be initialed, dated and reason code applied as follows:
1 = reviewer correction error; 2 = transcription error; 3 = computer miscalculation; 4 = analyst's correction error

Form: OR015-05
Rev. Date: 1/16/2006

9.7.7

9

ACCUTEST

SEMI-VOLATILE by GCMS ANALYSIS LOG

Batch ID: EM4302

Date: 6-13-13

Analyst Signature: SP

Standard Data

Lot #	Description	Conc.

Standard Data

Lot #	Description	Conc.
SU141362119	DFTPP	50ppm
DK547	DCM	HW
CH2933	IS	4000ppm

Columns: RTX5MS30M X.25MM X.25μm

Method 8270/625

Initial Cal. Method MM4300

Injection Volume: 1μl

Manually integrated chromatographic peaks in the following reportable files have been reviewed and verified to comply with the criteria of Accutest SOP EQA044.

Supervisor Signature: [signature]

Date: 6-13-14

R	Data File	Sample ID	Ext. Batch	Test	MTX	ALS #	Dilution.	L+	IS	SU	Status (Data)	Comments
	M105061	DFTPP			W	1					OK	8:56 Am
	62	ICV4300-50		Acid		2					not usns	OP141177112, Retuned #160 AREA 4
	63	DFTPP				1					OK	9:39 Am
	64	ICV4300-50		Acid		2					OK	OP141177112

MTX = Matrix . Designate W for water, S for soil, O for oil. L+ =Library Search. IS = Internal Standard Area. SU = Surrogate.

Sample volume/weight used and final volumes refer to extraction log.

179

All strikeouts must be initialed, dated and reason code applied as follows:
1 = reviewer correction error; 2 = transcription error; 3 = computer miscalculation; 4 = analyst's correction error

Form: OR015-05
Rev. Date: 1/16/2006

9.7.8

9

ACCUTEST

SEMI-VOLATILE by GCMS ANALYSIS LOG

Batch ID: EM4338

Date: 7-7-14

Analyst Signature: SP

Standard Data

Lot #	Description	Conc.

Standard Data

Lot #	Description	Conc.
SU141362	119 DFTPP	50PPM
SU141419	36A BNA	50 PPM
	41A TCL42	50PPM
CK2933	IS	4000PPM
OK494	DCM (HW)	-

Columns: RTX5MS 30MX.25MMX.25UM

Method 8270/625

Initial Cal. Method MM4300

Injection Volume: 1 µl

Manually integrated chromatographic peaks in the following reportable files have been reviewed and verified to comply with the criteria of Accutest SOP EQA044.

Supervisor Signature: QA

Date: 7-8-14

R	Data File	Sample ID	Ext. Batch	Test	MTX	ALS #	Dilution.	L+	IS	SU	Status (Data)	Comments
	M106084	DFTPP			W	1					OK	8:20AM
	85	CC4300-50		BNA		2					OK	2↓, 76↓
	86	CC4301-50		TCL42		3					OK	
	87	BNA 1PPM				4					OK	SU141419 33C
	88	OP75975-MB1	ABH	75975-1	S	5		+	-	-	OK	
	89	Jb69964-1	759364	ABTCL20	W	6			-	-	OK	
	90	-2				7			-	-	OK	
	91	-3				8			-	-	OK	
	92	-7				9			-	-	OK	
	93	Jb70558-2F		ABHJTCL20+		10		+	-	-	OK	
	94	-5F				11		+	-	-	OK	
	95	Jb70128-13	75975-1	ABTCL20	S	12			-	-	OK	
	96	OP75975-MS				13			-	-	OK	
	97	-MSD				14			-	-	OK	
	98	Jb70169-1		ABTCL20+		15		+	-	↓	OK	Sent + O Rx
	M106099	-3				16		+	-	↓	OK	
	M106100	-5				17		+	-	↓	OK	

MTX = Matrix. Designate W for water, S for soil, O for oil. L+ =Library Search. IS = Internal Standard Area. SU = Surrogate.

Sample volume/weight used and final volumes refer to extraction log.

113

All strikeouts must be initialed, dated and reason code applied as follows:
1 = reviewer correction error; 2 = transcription error; 3 = computer miscalculation; 4 = analyst's correction error

Form: OR015-05
Rev. Date: 1/16/2006

9.7.9

9

ACCUTEST.

SEMI-VOLATILE by GCMS ANALYSIS LOG

Batch ID: EM4338

Date: 7-7-14

Analyst Signature: SP

Standard Data

Lot #	Description	Conc.

Standard Data

Lot #	Description	Conc.
	See Page 113	

Columns: RTxSMS 30m x .25mm x .25µm

Method 8270/625

Initial Cal. Method MM4300

Injection Volume: 1µl

Manually integrated chromatographic peaks in the following reportable files have been reviewed and verified to comply with the criteria of Accutest SOP EQA044.

Supervisor Signature: OA

Date: 7-8-14

R	Data File	Sample ID	Ext. Batch	Test	MTX	ALS #	Dilution	L+	IS	SU	Status (Data)	Comments
	M106101	JB70128-1	75975	ABTCL20	S	18			✓	✓	OK	
	02	-2				19			✓	✓	OK	
	03	-3				20			✓	✓	OK	
	04	-4				21			✓	✓	OK	
	05	-5				22			✓	✓	OK	
	06	-6				23			✓	✓	OK	
	07	-7				24			✓	✓	OK	
	08	-10				25			✓	✓	OK	
	09	-11				26			✓	✓	OK	8:11 PM
	M106110	-12				27					Not using cut/out of 12 hrs.	

MTX = Matrix. Designate W for water, S for soil, O for oil. L+ = Library Search. IS = Internal Standard Area. SU = Surrogate.

Sample volume/weight used and final volumes refer to extraction log.

115

All strikeouts must be initialed, dated and reason code applied as follows:
1 = reviewer correction error; 2 = transcription error; 3 = computer miscalculation; 4 = analyst's correction error

Form: OR015-05
Rev. Date: 1/16/2006

9.7.9

ACCUTEST

SEMI-VOLATILE by GCMS ANALYSIS LOG

Batch ID: EM4339

Date: 7/7/2014

Analyst Signature: AMW

Standard Data

Lot #	Description	Conc.

Standard Data

Lot #	Description	Conc.
SV41362119	DFTPP	50ppm
SV4141936	BNA	25ppm
SV4141941	TCLVR	25ppm
CK2933	Internal Std.	4000ppm
DK774	DCM(HW)	—

Columns: 12TV5MS 30mx25mmx25μm

Method 8270/625

Initial Cal. Method MM4300

Injection Volume: 1μL

Manually integrated chromatographic peaks in the following reportable files have been reviewed and verified to comply with the criteria of Accutest SOP EQA044.

Supervisor Signature: QA

Date: 7-8-14

R	Data File	Sample ID	Ext. Batch	Test	MTX	ALS #	Dilution.	L+	IS	SU	Status (Data)	Comments
	M106110A	DFTPP				1					OK	9:17 pm
	111	CC4300-25		BNA	W	2					OK	phthalates↑ pcp↓
	112	CC4301-25		TCLVR	W	3					OK	
	113A	pcp verf		verification	W	4					OK	SV31282144 5ppm veran as "A" file.
	114	op76192-mbl	76192-1	AB8270+	W	5		+	✓	✓	OK	
	115	-bsl				6			✓	✓	OK	
	116	op76193-mbl	76193-1	AB8270+	W	7			✓		RR	RR for CFI
	117	-bsl				8			✓	✓	OK	
	118	-ms				9			✓	✓	OK	
	119	-msd				10			✓	✓	OK	
	120	JB70836-1		ABNJTCL11+		11		+	✓	✓	OK	
	121	-2				12		+	✓	✓	OK	RR 1:5
	122	-3				13		+	✓	✓	OK	
	123	-4				14		+	✓	✓	OK	
	124	-5				15			✓	✓	RR	#91 hit
	125	-6				16		+	✓	✓	OK	
	126	-7				17		+	✓	✓	OK	

MTX = Matrix. Designate W for water, S for soil, O for oil. L+ =Library Search. IS = Internal Standard Area. SU = Surrogate.

Sample volume/weight used and final volumes refer to extraction log.

117

All strikeouts must be initialed, dated and reason code applied as follows:
1 = reviewer correction error; 2 = transcription error; 3 = computer miscalculation; 4 = analyst's correction error

Form: OR015-05
Rev. Date: 1/16/2006

9.7.10

9

ACCUTEST.

SEMI-VOLATILE by GCMS ANALYSIS LOG

Batch ID: EM4339

Date: 7/7/2014

Analyst Signature: AMD

Standard Data

Lot #	Description	Conc.

Standard Data

Lot #	Description	Conc.
	see page 112	

Columns: RTX5MS30m x 25mm x 25µm

Method 8270/615

Initial Cal. Method EM4320

Injection Volume: 1µL

Manually integrated chromatographic peaks in the following reportable files have been reviewed and verified to comply with the criteria of Accutest SOP EQA044.

Supervisor Signature: QA Date: 7-8-14

R	Data File	Sample ID	Ext. Batch	Test	MTX	ALS #	Dilution	L+	IS	SU	Status (Data)	Comments
	M106127	JB70887-14	76193-1	ABTCL20+	W	18		+	-	-	OK	
	128	JB70881-1		BNSTCL20+		19		+	-	-	OK	
	129	JB70947-2	76192-1	ABTCL20+	W	10		+	-	-	OK	
	130	JB64500-64		ABTCL20+		21		+	-	-	OK	
	131	JB70863-1		ABPPL+13ACD		22	-				RR	hit #91;
	132	-2				23			-	-	OK	RR 1:4
	133	JB70781-17		ABTCL20+		24		+	-	-	OK	
	134	JB70128-12	75975-1	ABTCL20	S	25			-	-	OK	9:12 AM

MTX = Matrix . Designate W for water, S for soil, O for oil. L+ =Library Search. IS = Internal Standard Area. SU = Surrogate.

Sample volume/weight used and final volumes refer to extraction log.

119

All strikeouts must be initialed, dated and reason code applied as follows:
1 = reviewer correction error; 2 = transcription error; 3 = computer miscalculation; 4 = analyst's correction error

Form: OR015-05
Rev. Date: 1/16/2006

9.7.10

9

ACCUTEST

SEMI-VOLATILE by GCMS ANALYSIS LOG

Batch ID: EP3684

Date: 6/20/14

Analyst Signature: [signature]

Standard Data

Lot #	Description	Conc.

Standard Data

Lot #	Description	Conc.
SV141362-119	DFTPP	50ppm
CK2933	Internal Std	4000ppm
DK547	DCM (HW)	—

Columns: Rxi5sil30mx.25mmx.25um

Method 8270/625

Initial Cal. Method MP3684 6/20/14

Injection Volume: 1ul

Manually integrated chromatographic peaks in the following reportable files have been reviewed and verified to comply with the criteria of Accutest SOP EQA044.

Supervisor Signature: [signature]

Date: 6-23-14

R	Data File	Sample ID	Ext. Batch	Test	MTX	ALS #	Dilution.	L+	IS	SU	Status (Data)	Comments
	P86509	DFTPP			W	1					Not Run	No bottle loaded
	86510	DFTPP			W	1					ok	initial not linear - Reduce
	86511	DFTPP			W	1					Not using	PCP↑ Reinstall
	86512	DFTPP			W	1					not using	PCP↑ change Sp't Reduce
	86513 ~~85653~~	DFTPP			W	1					ok	
	86514 ~~856514~~	IC3684-100			W	2					Not using	Not linear - change method SV141419 32A Reduce
	86515 ~~856515~~	IC3684-1			W	3					↓	SV141419 33C
	86516 ~~856516~~	IC3684-80			W	4					↓	SV141419 32B
	86517 ~~856517~~	IC3684-2			W	5					Not run	SV141419.33D Superseded
	86518 ~~856518~~	DFTPP			W	1					Not using	ion Ratios not passing - Reduce
	P86519	DFTPP			W	1					ok	
	P86520	IC3684-100			W	2					Not using	Not linear Reduce
	P86521	IC3684-1			W	3					↓	↓
	P86522	DFTPP			W	1					OK	3:46pm
	P86523	IC3684-100		BNA	W	2					ok	SV141419-32A
	P86524	IC3684-1			W	3					ok	-33C
	86525	IC3684-80				4					ok	-32B

MTX = Matrix. Designate W for water, S for soil, O for oil. L+ =Library Search. IS = Internal Standard Area. SU = Surrogate.

Sample volume/weight used and final volumes refer to extraction log.

41

All strikeouts must be initialed, dated and reason code applied as follows:
1 = reviewer correction error; 2 = transcription error; 3 = computer miscalculation; 4 = analyst's correction error

Form: OR015-05
Rev. Date: 1/16/2006

9.7.11

9

ACCUTEST.

SEMI-VOLATILE by GCMS ANALYSIS LOG

Batch ID: EP3684

Date: 6/20/14

Analyst Signature: SD

Standard Data

Lot #	Description	Conc.

Standard Data

Lot #	Description	Conc.
	8epmix 41	

Columns: Rxi5sil 30mx .25mm id .25um

Method 8270/625

Initial Cal. Method MP3684

Injection Volume: 1uL.

Manually integrated chromatographic peaks in the following reportable files have been reviewed and verified to comply with the criteria of Accutest SOP EQA044.

Supervisor Signature: [signature] Date: 6/23/14

R	Data File	Sample ID	Ext. Batch	Test	MTX	ALS #	Dilution.	L+	IS	SU	Status (Data)	Comments
	P86526	IC3684-2		BNA		5					dl	SV1414119-33D
	86527	ICC3684-50				6					dl	-32C
	86528	IC3684-5				7					dl	-32E
	86529	IC3684-25				8					dl	6/29/14 -32D
	86530	IC3684-10				9					dl	-32F

MTX = Matrix . Designate W for water, S for soil, O for oil. L+ =Library Search. IS = Internal Standard Area. SU = Surrogate.

Sample volume/weight used and final volumes refer to extraction log.

43

All strikeouts must be initialed, dated and reason code applied as follows:
1 = reviewer correction error; 2 = transcription error; 3 = computer miscalculation; 4 = analyst's correction error

Form: OR015-05
Rev. Date: 1/16/2006

9.7.11

9

ACCUTEST

SEMI-VOLATILE by GCMS ANALYSIS LOG

Batch ID: EP3685

Date: 6/20/14

Analyst Signature: SW

Standard Data		
Lot #	Description	Conc.
SV141419-34A	TCL42	100ppm
-34B		80ppm
-34C		50ppm
-34D		25ppm
-34E		10ppm
-34F		5ppm

Standard Data		
Lot #	Description	Conc.
SV141362-119	DFTPP	50ppm
SV141419-34G	TCL42	2ppm
-34H	TCL42	1ppm
CK2933	Internal std	4000ppm
DK547	DCM (HW)	–

Columns: Rxi 5sil 30m x .25mm x .25um

Method 8270/625

Initial Cal. Method MP3684

Injection Volume: 1 ul

Manually integrated chromatographic peaks in the following reportable files have been reviewed and verified to comply with the criteria of Accutest SOP EQA044.

Supervisor Signature: [signature]

Date: 6-23-14

R	Data File	Sample ID	Ext. Batch	Test	MTX	ALS #	Dilution.	L+	IS	SU	Status (Data)	Comments
	P86531	DFTPP			W	1					ok	7:33pm
	86532	IC3685-100		TCL42		10					ok	
	86533	IC3685-80				11					ok	
	86534	IC3685-50				12					ok	
	86535	IC3685-25				13					ok	
	86536	IC3685-10				14					ok	
	86537	IC3685-5				15					ok	
	86538	IC3685-2				16					ok	
	86539	IC3685-1				17					ok	
	86540	ICV3684-50		acid		18					ok	OP14-1130-83
	86541	ICV3684-50		BN1		19					ok	OP14-1177-17
	86542	ICV3684-50		BN2		20					ok	OP14117742
	86543	ICV3684-50		ABN surr.		21					Not sing	141177117 No Internal
	86544	ICV3684-50		aniline		22					Not sing	141177111 No Internal
	86545	ICV3684-50		benzidene		23					ok	
	86546	ICV3684-50		hydroquinone		24					Not sing	141130141 No Internal

MTX = Matrix. Designate W for water, S for soil, O for oil. L+ =Library Search. IS = Internal Standard Area. SU = Surrogate.

Sample volume/weight used and final volumes refer to extraction log.

45

All strikeouts must be initialed, dated and reason code applied as follows:
1 = reviewer correction error; 2 = transcription error; 3 = computer miscalculation; 4 = analyst's correction error

Form: OR015-05
Rev. Date: 1/16/2006

9.7.12

9

ACCUTEST.

SEMI-VOLATILE by GCMS ANALYSIS LOG

Batch ID: EP3687

Date: 6-21-14

Analyst Signature:

Columns: Rtx-5ms 30m x .25mm x .25u

Method: 8270D/625

Initial Cal. Method: EP3684

Injection Volume: 1.0

Standard Data

Lot #	Description	Conc.

Standard Data

Lot #	Description	Conc.
SUM		
SUM14WATR	DFTPP	50PPM

Manually integrated chromatographic peaks in the following reportable files have been reviewed and verified to comply with the criteria of Accutest SOP EQA044.

Supervisor Signature: Date: 6-23-14

R	Data File	Sample ID	Ext. Batch	Test	MTX	ALS #	Dilution.	L+	IS	SU	Status (Data)	Comments
	P96570	DFTPP			W	1					lost Peg	No bottle
	96571	DFTPP			W	1					Not Sig	Low Response passing Reinject
	96572	DFTPP			W	1					ok	1:36PM
	96573	ICV3684-50	SLW		W	2					Not Sig	OP14-1177-117 Bias Low
	96574	ICV3684-50	Anilines		W	3					Not Sig	OP14-1177-111 Bias Low
	96575	ICV3684-50	SLW		W	4					ok	OP14-1177-33
	96576	ICV3684-50	BNI		W	5					ok Not Reqd	OP14-1177-72
	96577	ICV3684-50	Benzidine		W	6					ok Not Reqd	OP14-1362-72B

MTX = Matrix. Designate W for water, S for soil, O for oil. L+ =Library Search. IS = Internal Standard Area. SU = Surrogate.

Sample volume/weight used and final volumes refer to extraction log.

51

All strikeouts must be initialed, dated and reason code applied as follows:
1 = reviewer correction error; 2 = transcription error; 3 = computer miscalculation; 4 = analyst's correction error

Form: OR015-05
Rev. Date: 1/16/2006

9.7.13

9

ACCUTEST

SEMI-VOLATILE by GCMS ANALYSIS LOG

Batch ID: EP3694

Date: 6/26/14

Analyst Signature: SW

Standard Data

Lot #	Description	Conc.

Standard Data

Lot #	Description	Conc.
SV141362119	DFTPP	50ppm
SV141419466	BNA	25ppm
SV141362-80	TCL 2/2	25ppm
CC2533	Ht Std	400ppm
DC774	[illegible]	

Columns: Rxi5Sil 30m x .25mm x .25um

Method 8270/625

Initial Cal. Method MP3684

Injection Volume: 1uL

Manually integrated chromatographic peaks in the following reportable files have been reviewed and verified to comply with the criteria of Accutest SOP EQA044.

Supervisor Signature: [signature]

Date: 6/27/14

R	Data File	Sample ID	Ext. Batch	Test	MTX	ALS #	Dilution.	L+	IS	SU	Status (Data)	Comments
	P86713	DFTPP			W	1					not using	365↓, reinject
	86714	DFTPP			W	1					not using	365↓ retune; reinject
	86715	DFTPP			W	1					OK	
	86716	CC3684-25			W	2					not using	areas ↓, pthalates ↑, change O-ring
	86717	DFTPP			W	1					not using	ion Ratios not passing - Reinject
	86718	DFTPP			W	1					OK	11:13am
	86719	CC3684-25			W	2					ok	
	86720	CC3685-25			W	3					ok	Benzidine ↓
	86721	BNA Laidlaw			W	4					ok	
	86722	OP75723-MB1	75723-1	Abertt	S	5		+	/	/	ok	
	86723	OP75723-BS1				6			/	/	ok	
	86724	7B69518-7	75765-1	Abertt	S	7	2		/	/	ok	
	86725	7B69209-1	75723-1	Abertt	S	8		+	/	ok	ok	Rx
	86726	7B69624-14	75858-1	DN		9	100		/	/	ok	
	86727	-15				10	10		/	/	ok	
	86728	OP75975-MB1	75975-1	Abertt	S	11			/		not using	Reron compound
	86729	OP75975-BS1				12			/	/	ok	

MTX = Matrix. Designate W for water, S for soil, O for oil. L+ = Library Search. IS = Internal Standard Area. SU = Surrogate.

Sample volume/weight used and final volumes refer to extraction log.

77

All strikeouts must be initialed, dated and reason code applied as follows:
1 = reviewer correction error; 2 = transcription error; 3 = computer miscalculation; 4 = analyst's correction error

Form: OR015-05
Rev. Date: 1/16/2006

9.7.14

9

ACCUTEST

SEMI-VOLATILE by GCMS ANALYSIS LOG

Batch ID: EP3694

Date: 6-26-14

Analyst Signature:

Standard Data		
Lot #	Description	Conc.

Standard Data		
Lot #	Description	Conc.
CC533	IntStd	
DC774	DecaMethyl	

Columns: 1 x 5 x 1 30m x .25mm x .25u

Method: 8270/625

Initial Cal. Method: EP3664

Injection Volume: 1 uL

Manually integrated chromatographic peaks in the following reportable files have been reviewed and verified to comply with the criteria of Accutest SOP EQA044.

Supervisor Signature: Date: 6/27/14

R	Data File	Sample ID	Ext. Batch	Test	MTX	ALS #	Dilution.	L+	IS	SU	Status (Data)	Comments
	P46730	BG56572-2	255157	BNeut	S	13		X	/	/	dt	
	46731	BG56523-2	BG6521	PAH	S	14			/	/	dt	
	46732	BG56667-3		PAH		15			/	/	dt	
	46733	BG56657-27		PAH		16			/	/	dt	
	46734	-28				17			/	/	dt	
	46735	-29				18			/	/	dt	
	46736	-26				19			/	/	dt	
	46737	BG56660MS	255157	BNeut	S	20					Out. Surr	Withheld
	46738	BG56624-10	257257	BBNK	S	21		X	/	/	dt	
	46739	-11				22		X	/	/	dt	
	46740	BG56626-12	BG6401	BSL	S	23			/	/	dt	
	46741	-4				24			/	/	dt	
	46742	BG56666		BSL		25			/	/	dt	11:10
	46743	BG56641		BSL		26			/		dt	
	46744	BG56641MS		BSL		27			/		dt	11:05 pm outside tune
	46745	BG56641MSD				28			/		not using	11:31 pm

MTX = Matrix . Designate W for water, S for soil, O for oil. L+ =Library Search. IS = Internal Standard Area. SU = Surrogate.

Sample volume/weight used and final volumes refer to extraction log.

79

All strikeouts must be initialed, dated and reason code applied as follows:
1 = reviewer correction error; 2 = transcription error; 3 = computer miscalculation; 4 = analyst's correction error

Form: OR015-05
Rev. Date: 1/16/2006

9.7.14

9

ACCUTEST

SEMI-VOLATILE by GCMS ANALYSIS LOG

Batch ID: EP 3695

Date: 06-27-2014

Analyst Signature: EH

Standard Data

Lot #	Description	Conc.

Standard Data

Lot #	Description	Conc.
SV141362	119 DFTPP	50ppm
~~SV141~~	~~[illegible]~~	
SV141362-118A	BNA	50ppm
SU14-1362-80	TCL42	50ppm
CK2933	Internal Std	4000ppm
DK774	DCM (HW)	—

Columns: RTX 5MSI 30MX. 25MMX. 25µm

Method 8270/625

Initial Cal. Method MP 3684

Injection Volume: 1µl

Manually integrated chromatographic peaks in the following reportable files have been reviewed and verified to comply with the criteria of Accutest SOP EQA044.

Supervisor Signature: [signature]

Date: 6/25/14

R	Data File	Sample ID	Ext. Batch	Test	MTX	ALS #	Dilution.	L+	IS	SU	Status (Data)	Comments
	EP86746	DFTPP			W	1					d	7:52 am
	86747	CC3684-50			W	2					Lost Run	~~to bottle~~ - wrong method
	86748	CC3684-50			W	2					Not Using	wrong lot #
	86749	CC3684-50			W	~~2~~ 3					d	[illegible]
	86750	CC3685-50			W	4					d	[illegible]
	86751	TCL42 verification			W	5					d	SU14-1415-35
	86752	7B69564-1T	75940-1	Isoph.	S	6			/	/	d	
	86753	7B69900-1Arc	75575-1	Abscizot	S	7			/	2*	d	cls
	86754	7B69009-30	75682-1	PM	S	8			/	/	d	
	86755	BNA verification			W	9					d	SU14-1415-28B
	86756	7B70146-7A	75940-1	T Bezac Abscizot-2CB	S	10			/	/	d	
	86757	-4A				11			/	/	d	
	86758	7B69212-1	75723-1	Abscizot	S	12			/	/	d	
	86759	-2				13			/	/	d	
	86760	-3				14			/	/	d	
	86761	-4				15			/	/	d	
	86762	-6				16			/	/	d	

MTX = Matrix. Designate W for water, S for soil, O for oil. L+ = Library Search. IS = Internal Standard Area. SU = Surrogate.

Sample volume/weight used and final volumes refer to extraction log.

81

All strikeouts must be initialed, dated and reason code applied as follows:
1 = reviewer correction error; 2 = transcription error; 3 = computer miscalculation; 4 = analyst's correction error

Form: OR015-05
Rev. Date: 1/16/2006

9.7.15

9

ACCUTEST

SEMI-VOLATILE by GCMS ANALYSIS LOG

Batch ID: EP3695

Date: 6-27-14

Analyst Signature: [signature]

Standard Data		
Lot #	Description	Conc.

Standard Data		
Lot #	Description	Conc.
	See pg 81	

Columns: [illegible]

Method: 8270/625

Initial Cal. Method: AP3684

Injection Volume: 1 ul

Manually integrated chromatographic peaks in the following reportable files have been reviewed and verified to comply with the criteria of Accutest SOP EQA044.

Supervisor Signature: [signature] Date: 6-25-14

R	Data File	Sample ID	Ext. Batch	Test	MTX	ALS #	Dilution	L+	IS	SU	Status (Data)	Comments
	P86763	7B69212-7	75723-1	A5ICU20	S	17			/	/	d	
	86764	-8				18			/	/	d	
	86765	-9				19			/	/	d	
	86766	10				20			/	/	d	
	86767	11				21			/	/	d	
	86768	OP75975-MB	75975-1	A5ICU5	S	22		X	/	/	d	
	86769	7B69566-8	75840-1	BSL	S	23	10		/	/	d	
	86770	7B69023-1ch	75682-1	DAY	S	24	2		/	1*	d	1ft=5ml 5:54pm

MTX = Matrix . Designate W for water, S for soil, O for oil. L+ =Library Search. IS = Internal Standard Area. SU = Surrogate.

Sample volume/weight used and final volumes refer to extraction log.

83

All strikeouts must be initialed, dated and reason code applied as follows:
1 = reviewer correction error; 2 = transcription error; 3 = computer miscalculation; 4 = analyst's correction error

Form: OR015-05
Rev. Date: 1/16/2006

9.7.15

9

Accutest Laboratories

EXT-SO

ABN Extraction Log - Solids

BATCH # MS75975 | RACK# C-11

Date started: 06/26/14 Time started: 8:00 am
Date finished: 06/26/14 Time finished: 12:10 pm

EXTRACTION METHOD: (Check one): Microwave SW3546 _____ Sonication SW3550C ✓
Waste Dil. SW3580A _____ Soxhlet SW3540C _____

Sample #	Analysis Type	Sample Bottle #	Sample Description	Sample Wet Wt. (g)	Microwave ID	Decant Y	Decant N	Final Extract Color	Final Extract Vol(ml)	GPC Cleanup	Comments
BS	ABN		Na_2SO_4	35.0				yellow	1		
JB 70128-13 MS		1	clay/mud	31.3			\	d.green	1		
L MSD		1	clay/mud	33.0			/	d.green	1		
MB1 BS			Na_2SO_4	35.0				clear	1		
MS											
MSD											
JB 70086 1	ABN	1	mud	32.6			\	brown	1		
JB 70128 -1		1	mud	32.1			/	green	1		
-2		1	clay	31.1			\	green	1		
-3		1	mud	33.5			/	green	1		
-4		1	mud/clay	34.4			\	green	1		
-5		1	Mud	31.8			/	green	1		
-6		1	mud	31.3			\	yellow	1		
-7		1	mud	32.4			/	yellow	1		
-10		1	mud	32.9			\	green	1		
-11		1	mud	31.0			/	green	1		
-12		1	Mud	32.2			\	brown	1		
-13		1	clay/mud	32.1			/	d.green	1		
JB 70169-1		1	crushed rock	33.0			\	clear	1		
-3		1	crushed rock	33.7			/	brown	1		
-5		1	crushed rock	33.5			\	yellow	1		
JB 69900-1ARX		1	crushed rock	33.1			/	yellow	1		
JB 69650 -3		1 MS error	sandy soil	31.9			\	black	5		*
-4		1 6/26/14	soil	32.3			/	black	5		*
JB 69657-2		1	soil	33.7			\	yellow	1		
JB 65718-4AR	2@6/26/14										

Comments: * final extract volume raised to 5ml due to poor sample matrix

17

Ext By:	AG9 / SA
Conc By:	AP / MS
Vialed By:	AG9
Relinquished by:	AG9
Accepted by:	
Supervisor Review:	06/26/14

Equipment	ID	Temp	Pres
WaterBath	5	80°C	
TurboVAP			
NEVAp	2	35°C	
Balance	B-46	N/A	N/A

SURROGATE	Lot #	Conc	Amt
ABN OP	141177126	50	1

WITNESS SIGN: SA

MATRIX SPIKE	LOT #	Conc	Amt
Acid OP	141177125	50	1
Base #1 w/o Aniline	141177118	50	1
Base #2 OP	141177132	50	1
Aniline OP	141177123	50	1

WITNESS SIGN: SA

SOLVENT	LOT #	BRAND
1:1 MC/ACE	DK774/DK810	HW
METH CHLOR	DK774	HW

REAGENTS	LOT #	BRAND
SODIUM SULF	136683	Fisher
FILTER PAPER	FC010124	Fisher
HYDROMATRIX		

OP0193-01
Date: 04/09/13

See back for instructions

Accutest Laboratories

EXT-AQ

Date Started: 6/27/14 Time Started: 9:00

Date Finished: 6/27/14 Time Finished: 3:30P

Acid Base/Neutrals Extraction Log - Liquid

BATCH# MS75993 RACK# A1

EXTRACT METHOD (check one): Sep Funnel SW 3510C / EPA 625 ✓ Cont Liq-Liq SW3520C_____

Sample #	Analysis Type	Sample Bottle #	pH	Sample Description	Sample Volume (ml) Oil Wt (g)	pH Adjust (ml) <2 H2SO4	pH Adjust (ml) >11 NaOH	Final Extract Color	Final Extract Vol(ml)	Misc. GPC Cleanup	Misc.	Comments
MB 1	ABN			DI H_2O	1000	1	4	clear	1			
BS 1	1			DI H_2O	1006	1	4	yellow	1			
JB70163-1 MS	1	1		Clear	1000	1	4	yellow	1			
1 MSD	1	1		clear	1000	1	4	yellow	1			
BS												
MS												
MSD												
1 ~~JB70159~~	ABN											
2 JB70128-8	1	1		Clear	850	1	4	Clear	1			
3 14	1	2		clear	910	1	4	clear	1			
4 JB70162-6	BN	1		lt Brown	1000	1	1	yellow	1			
5 JB70163-1	ABN	2		Clear	985	1	4	Clear	1			
6 2	1	2		Clear	1000	1	4	yellow	1			
7 3		2		Clear	960	1	4	yellow	1			
8 4		1		Clear	960	1	4	Clear	1			
9 5		2		yellow	920	1	4	yellow	1			
10 6		2		Yellow	1006	1	4	yellow	1			
11 JB70168-1		1		tan	1006	1	4	yellow	1			
12 2		2		Yellow	1000	1	4	brown	1			
13 3		2		Green	1006	1	4	yellow	1			
14 4		3		Yellow	890	1	4	yellow	1			
15 5		2		tan	1000	1	4	yellow	1			
16 6		1		lt brown	1006	1	4	yellow	1			
17 7		1		tan	1000	1	4	yellow	1			
18 8		2		Purple	1000	1	4	clear	1			
19 JB64558-59		1		Clear	100	1	4	Clear	1			
20 58		1		Clear	100	1	4	Clear	1			

COMMENTS:

95

See back for instructions

Ext By:	NG/KM/BS/VP
Conc by:	NG
Vialed by:	NG
Relinquished by:	
Accepted by:	
Supervisor review:	Pennino 6/27/14

Equipment	ID	Temp	Pres
Waterbath	2,3	80	N/A
NEVAP	1	35	
Turbo vap			
PowerVap			

Surrogate	Lot #	Conc	Amt
ABN	141177126	50	1
Anilins	141177111	50	1
Witness Sign:	BS		

Matrix Spike	Lot #	Conc	Amt
Acid	141177125	50	1
Base #1	141177100	50	1
Base #2	141177110	50	1
Witness Sign:	BS		

SOLVENT	Lot #	Brand	Amt
1:1 MC/Acetone			
MeCL2	DK774	HW	6160

Reagent	Lot #	Brand
Sodium Sulfate	126683	Fish
~~Magnesium~~ Filter Paper	2483	Fish
Hydromatrix		
NaOH	311211	BDH
H_2SO_4	410277	BDH

New Jersey ACCUTEST LABORATORIES

Metals Analysis

QC Data Summaries

Includes the following where applicable:

- Instrument Runlogs
- Initial and Continuing Calibration Blanks
- Initial and Continuing Calibration Checks
- High and Low Check Standards
- Interfering Element Check Standards
- Method Blank Summaries
- Matrix Spike and Duplicate Summaries
- Blank Spike and Lab Control Sample Summaries
- Serial Dilution Summaries
- IDL and Linear Range Summaries

Accutest Laboratories Instrument Runlog
Inorganics Analyses

Login Number: JB70128
Account: LANGAN - Langan Engineering & Environmental
Project: Carroll Gardens, 363-365 Bond Street, Brooklyn, NY

File ID: SA062614M1.ICP Date Analyzed: 06/26/14 Methods: EPA 200.7, SW846 6010C
Analyst: ND Run ID: MA34328
Parameters: Al,Sb,As,Ba,Be,Cd,Ca,Cr,Co,Cu,Fe,Pb,Mg,Mn,Ni,K,Se,Ag,Na,Tl,V,Zn

Time	Sample Description	Dilution Factor	PS Recov	Comments
09:34	MA34328-STD1	1		STDA
09:40	MA34328-STD2	1		STDB
09:46	ZZZZZZ	1		
09:53	ZZZZZZ	1		
10:00	MA34328-ICV1	1		
10:16	MA34328-ICB1	1		
10:21	MA34328-ICCV1	1		
10:33	MA34328-CCB1	1		
10:40	MA34328-CRI1	1		
10:46	MA34328-CRID1	1		
10:53	MA34328-CRIA1	1		
10:59	ZZZZZZ	25		
11:05	MA34328-ICSA1	1		
11:11	MA34328-ICSAB1	1		
11:25	ZZZZZZ	1		
11:31	ZZZZZZ	1		
11:38	MA34328-CCV1	1		
11:44	MA34328-CCB2	1		
11:50	ZZZZZZ	1		
11:56	MP80298-LC1	1		CCB Zn >3xIDL for EPA method.Rerun batch for Zn.
12:02	MP80298-MB1	1		
12:08	MP80298-S1	1		
12:14	MP80298-S2	1		
12:20	JB70044-2	1		(sample used for QC only; not part of login JB70128)
12:27	MP80298-SD1	5		
12:33	JB70044-1	1		(sample used for QC only; not part of login JB70128)
12:39	ZZZZZZ	1		
12:45	MA34328-CCV2	1		
12:51	MA34328-CCB3	1		
12:57	ZZZZZZ	1		
13:04	ZZZZZZ	1		
13:10	ZZZZZZ	1		
13:16	ZZZZZZ	1		

Accutest Laboratories Instrument Runlog
Inorganics Analyses

Login Number: JB70128
Account: LANGAN - Langan Engineering & Environmental
Project: Carroll Gardens, 363-365 Bond Street, Brooklyn, NY

File ID: SA062614M1.ICP Date Analyzed: 06/26/14 Methods: EPA 200.7, SW846 6010C
Analyst: ND Run ID: MA34328
Parameters: Al,Sb,As,Ba,Be,Cd,Ca,Cr,Co,Cu,Fe,Pb,Mg,Mn,Ni,K,Se,Ag,Na,Tl,V,Zn

Time	Sample Description	Dilution Factor	PS Recov	Comments
13:22	ZZZZZZ	1		
13:28	ZZZZZZ	1		
13:34	ZZZZZZ	1		
13:40	ZZZZZZ	1		
13:46	ZZZZZZ	1		
13:53	MA34328-CCV3	1		
13:59	MA34328-CCB4	1		
14:05	ZZZZZZ	1		
14:11	ZZZZZZ	1		
14:17	ZZZZZZ	1		
14:23	ZZZZZZ	1		
14:30	ZZZZZZ	1		
14:36	MP80293-B1	1		rerun low hit zn due to tube contamination.
14:42	MP80293-LC1	1		
14:48	MP80293-S1	1		
14:54	MP80293-S2	1		
15:00	MA34328-CCV4	1		
15:06	MA34328-CCB5	1		
15:12	MP80293-MB1	1		
15:18	JB70033-1	1		(sample used for QC only; not part of login JB70128)
15:25	MP80293-SD1	5		
15:38	MP80293-S3	1		
15:44	MP80293-S4	1		
15:50	JB70033-1F	1		(sample used for QC only; not part of login JB70128)
15:56	MP80293-SD2	5		
16:02	ZZZZZZ	1		
16:08	ZZZZZZ	1		
16:14	MA34328-CCV5	1		
16:21	MA34328-CCB6	1		
16:27	ZZZZZZ	1		
16:33	ZZZZZZ	1		
16:39	ZZZZZZ	1		
16:45	ZZZZZZ	1		

Accutest Laboratories Instrument Runlog
Inorganics Analyses

Login Number: JB70128
Account: LANGAN - Langan Engineering & Environmental
Project: Carroll Gardens, 363-365 Bond Street, Brooklyn, NY

File ID: SA062614M1.ICP Date Analyzed: 06/26/14 Methods: EPA 200.7, SW846 6010C
Analyst: ND Run ID: MA34328
Parameters: Al,Sb,As,Ba,Be,Cd,Ca,Cr,Co,Cu,Fe,Pb,Mg,Mn,Ni,K,Se,Ag,Na,Tl,V,Zn

Time	Sample Description	Dilution Factor	PS Recov	Comments
16:51	ZZZZZZ	1		
16:57	ZZZZZZ	1		
17:03	ZZZZZZ	1		
17:10	ZZZZZZ	1		
17:16	ZZZZZZ	1		
17:22	MA34328-CCV6	1		
17:28	MA34328-CCB7	1		
17:34	ZZZZZZ	1		
17:40	ZZZZZZ	1		
17:47	ZZZZZZ	1		
17:53	ZZZZZZ	1		
17:59	ZZZZZZ	1		
18:05	ZZZZZZ	1		
18:11	ZZZZZZ	1		
18:18	ZZZZZZ	1		
18:24	MA34328-CCV7	1		
18:30	MA34328-CCB8	1		
18:36	MA34328-CRI2	1		
18:42	MA34328-CRID2	1		
18:49	MA34328-CRIA2	1		
18:55	MA34328-ICSA2	1		
19:01	MA34328-ICSAB2	1		
19:07	ZZZZZZ	1		
19:14	ZZZZZZ	1		
19:20	ZZZZZZ	1		
19:26	ZZZZZZ	1		
19:32	MA34328-CCV8	1		
19:39	MA34328-CCB9	1		
19:45	MP80317-MB1	1		
19:51	MP80317-LC1	1		
19:57	MP80317-B1	1		
20:03	MP80317-S1	1		ca high
20:10	MP80317-S2	1		ca high

Accutest Laboratories Instrument Runlog
Inorganics Analyses

Login Number: JB70128
Account: LANGAN - Langan Engineering & Environmental
Project: Carroll Gardens, 363-365 Bond Street, Brooklyn, NY

File ID: SA062614M1.ICP Date Analyzed: 06/26/14 Methods: EPA 200.7, SW846 6010C
Analyst: ND Run ID: MA34328
Parameters: Al,Sb,As,Ba,Be,Cd,Ca,Cr,Co,Cu,Fe,Pb,Mg,Mn,Ni,K,Se,Ag,Na,Tl,V,Zn

Time	Sample Description	Dilution Factor	PS Recov	Comments
20:17	JB70048-4	1		(sample used for QC only; not part of login JB70128)
20:23	MP80317-SD1	5		ca high
20:29	ZZZZZZ	1		
20:35	ZZZZZZ	1		
20:42	MA34328-CCV9	1		
20:48	MA34328-CCB10	1		
20:54	ZZZZZZ	1		
21:01	ZZZZZZ	1		
21:07	ZZZZZZ	1		
21:13	ZZZZZZ	1		
21:20	ZZZZZZ	1		
21:26	ZZZZZZ	1		
21:32	ZZZZZZ	1		
21:39	ZZZZZZ	1		
21:45	ZZZZZZ	1		
21:51	MA34328-CCV10	1		
21:58	MA34328-CCB11	1		
22:04	ZZZZZZ	1		
22:10	ZZZZZZ	1		
22:16	ZZZZZZ	1		
22:22	ZZZZZZ	1		
22:29	ZZZZZZ	1		
22:35	ZZZZZZ	1		
22:41	ZZZZZZ	1		
22:47	ZZZZZZ	1		
22:53	MP80319-MB1	1		
23:00	MA34328-CCV11	1		
23:06	MA34328-CCB12	1		
23:12	MP80319-LC1	1		
23:18	MP80319-B1	1		
23:24	MP80319-S1	1		
23:31	MP80319-S2	1		
23:37	JB70128-13	1		

Accutest Laboratories Instrument Runlog
Inorganics Analyses

Login Number: JB70128
Account: LANGAN - Langan Engineering & Environmental
Project: Carroll Gardens, 363-365 Bond Street, Brooklyn, NY

File ID: SA062614M1.ICP Date Analyzed: 06/26/14 Methods: EPA 200.7, SW846 6010C
Analyst: ND Run ID: MA34328
Parameters: Al,Sb,As,Ba,Be,Cd,Ca,Cr,Co,Cu,Fe,Pb,Mg,Mn,Ni,K,Se,Ag,Na,Tl,V,Zn

Time	Sample Description	Dilution Factor	PS Recov	Comments
23:43	MP80319-SD1	5		
23:49	JB70128-1	1		
23:56	JB70128-2	1		ag-ve
00:02	JB70128-3	1		
00:08	MA34328-CCV12	1		
00:14	MA34328-CCB13	1		
00:20	JB70128-4	1		
00:27	JB70128-5	1		
00:33	JB70128-6	1		ag-ve,tl-ve
00:39	JB70128-7	1		tl-ve
00:45	JB70128-10	1		
00:51	JB70128-11	1		ag-ve
00:58	JB70128-12	1		
---------->	Last reportable sample/prep for job JB70128			
01:04	ZZZZZZ	1		
01:10	ZZZZZZ	1		
01:17	MA34328-CCV13	1		
01:23	MA34328-CCB14	1		
01:29	ZZZZZZ	1		
01:36	ZZZZZZ	1		
01:42	ZZZZZZ	1		
01:48	ZZZZZZ	1		
01:54	ZZZZZZ	1		
02:00	ZZZZZZ	1		
02:06	ZZZZZZ	1		
02:13	MA34328-CCV14	1		
02:19	MA34328-CCB15	1		
02:25	MA34328-CRI3	1		
02:31	MA34328-CRID3	1		
02:38	MA34328-CRIA3	1		
02:44	MA34328-CCV15	1		
02:50	MA34328-CCB16	1		
---------->	Last reportable CCB for job JB70128			
02:56	ZZZZZZ	1		
03:03	ZZZZZZ	1		

Accutest Laboratories Instrument Runlog
Inorganics Analyses

Login Number: JB70128
Account: LANGAN - Langan Engineering & Environmental
Project: Carroll Gardens, 363-365 Bond Street, Brooklyn, NY

File ID: SA062614M1.ICP Date Analyzed: 06/26/14 Methods: EPA 200.7, SW846 6010C
Analyst: ND Run ID: MA34328
Parameters: Al,Sb,As,Ba,Be,Cd,Ca,Cr,Co,Cu,Fe,Pb,Mg,Mn,Ni,K,Se,Ag,Na,Tl,V,Zn

Time	Sample Description	Dilution Factor	PS Recov	Comments
03:09	ZZZZZZ	1		
03:15	ZZZZZZ	1		

Refer to raw data for calibration curve and standards.

INTERNAL STANDARD SUMMARY

Login Number: JB70128
Account: LANGAN - Langan Engineering & Environmental
Project: Carroll Gardens, 363-365 Bond Street, Brooklyn, NY

File ID: SA062614M1.ICP Date Analyzed: 06/26/14 Methods: EPA 200.7, SW846 6010C
Analyst: ND Run ID: MA34328
Parameters: Al,Sb,As,Ba,Be,Cd,Ca,Cr,Co,Cu,Fe,Pb,Mg,Mn,Ni,K,Se,Ag,Na,Tl,V,Zn

Time	Sample Description	Istd#1	Istd#2	Istd#3	Istd#4
09:34	MA34328-STD1	3181 R	199520 R	47642 R	8038 R
09:40	MA34328-STD2	3022	185750	46635	7675
09:46	ZZZZZZ	-3 !	-1044 !	15 !	615 !
09:53	ZZZZZZ	999999 !	-54 !	-14 !	999999 !
10:00	MA34328-ICV1	3092	191740	47166	7799
10:16	MA34328-ICB1	3186	201570	47355	8064
10:21	MA34328-ICCV1	3099	191510	47223	7802
10:33	MA34328-CCB1	3188	200330	46424	8062
10:40	MA34328-CRI1	3186	199620	47617	8028
10:46	MA34328-CRID1	3210	200570	47399	8052
10:53	MA34328-CRIA1	3209	201030	47773	8066
10:59	ZZZZZZ	3221	202080	46882	8117
11:05	MA34328-ICSA1	2884	178010	46204	7138
11:11	MA34328-ICSAB1	2876	177740	46146	7150
11:25	ZZZZZZ	3170	199320	47568	8248
11:31	ZZZZZZ	3182	200680	47654	8073
11:38	MA34328-CCV1	3104	192710	47002	7798
11:44	MA34328-CCB2	3189	201620	47470	8045
11:50	ZZZZZZ	3203	201830	47797	8077
11:56	MP80298-LC1	3143	199620	48184	7986
12:02	MP80298-MB1	3189	201300	47858	8053
12:08	MP80298-S1	3141	196350	48490	7912
12:14	MP80298-S2	3134	196990	48481	7915
12:20	JB70044-2	3208	202400	49130	8147
12:27	MP80298-SD1	3194	200790	47751	8076
12:33	JB70044-1	3196	202750	49361	8080
12:39	ZZZZZZ	3190	200650	48663	8093
12:45	MA34328-CCV2	3080	190010	46503	7758
12:51	MA34328-CCB3	3183	199540	47225	8035
12:57	ZZZZZZ	3211	202350	49028	8120
13:04	ZZZZZZ	3224	206980	49345	8095
13:10	ZZZZZZ	3193	202390	48812	8083
13:16	ZZZZZZ	3200	202300	48954	8100

INTERNAL STANDARD SUMMARY

Login Number: JB70128
Account: LANGAN - Langan Engineering & Environmental
Project: Carroll Gardens, 363-365 Bond Street, Brooklyn, NY

File ID: SA062614M1.ICP Date Analyzed: 06/26/14 Methods: EPA 200.7, SW846 6010C
Analyst: ND Run ID: MA34328
Parameters: Al,Sb,As,Ba,Be,Cd,Ca,Cr,Co,Cu,Fe,Pb,Mg,Mn,Ni,K,Se,Ag,Na,Tl,V,Zn

Time	Sample Description	Istd#1	Istd#2	Istd#3	Istd#4
13:22	ZZZZZZ	3199	202640	48607	8106
13:28	ZZZZZZ	3215	203120	48964	8124
13:34	ZZZZZZ	3186	200130	48813	8021
13:40	ZZZZZZ	3196	201440	49369	8095
13:46	ZZZZZZ	3206	203110	49074	8120
13:53	MA34328-CCV3	3090	191150	46783	7773
13:59	MA34328-CCB4	3174	199450	46706	8025
14:05	ZZZZZZ	3182	200440	48783	8051
14:11	ZZZZZZ	3198	202710	49015	8135
14:17	ZZZZZZ	3197	204240	49439	8099
14:23	ZZZZZZ	3119	197290	48468	7920
14:30	ZZZZZZ	3180	204140	48731	8099
14:36	MP80293-B1	3070	194760	47311	7788
14:42	MP80293-LC1	3126	197990	47805	7917
14:48	MP80293-S1	3066	193830	47685	7757
14:54	MP80293-S2	3080	194740	47633	7786
15:00	MA34328-CCV4	3076	191460	46976	7773
15:06	MA34328-CCB5	3182	201240	47835	8050
15:12	MP80293-MB1	3166	202040	48176	8032
15:18	JB70033-1	3121	198940	47640	7915
15:25	MP80293-SD1	3163	197740	47538	8023
15:38	MP80293-S3	3048	193200	47565	7720
15:44	MP80293-S4	3055	193860	47195	7761
15:50	JB70033-1F	3108	197210	47508	7912
15:56	MP80293-SD2	3161	198500	47788	8011
16:02	ZZZZZZ	3165	201310	47797	8029
16:08	ZZZZZZ	3135	197600	47871	7921
16:14	MA34328-CCV5	3090	191730	47004	7784
16:21	MA34328-CCB6	3174	199530	47096	7999
16:27	ZZZZZZ	3053	189310	46995	7500
16:33	ZZZZZZ	3143	197620	47788	7918
16:39	ZZZZZZ	3148	198020	48132	7959
16:45	ZZZZZZ	3133	197720	47686	7920

INTERNAL STANDARD SUMMARY

Login Number: JB70128
Account: LANGAN - Langan Engineering & Environmental
Project: Carroll Gardens, 363-365 Bond Street, Brooklyn, NY

File ID: SA062614M1.ICP Date Analyzed: 06/26/14 Methods: EPA 200.7, SW846 6010C
Analyst: ND Run ID: MA34328
Parameters: Al,Sb,As,Ba,Be,Cd,Ca,Cr,Co,Cu,Fe,Pb,Mg,Mn,Ni,K,Se,Ag,Na,Tl,V,Zn

Time	Sample Description	Istd#1	Istd#2	Istd#3	Istd#4
16:51	ZZZZZZ	3167	201860	47868	8049
16:57	ZZZZZZ	3139	196770	47788	7937
17:03	ZZZZZZ	3061	189730	47009	7523
17:10	ZZZZZZ	3141	197250	47787	7907
17:16	ZZZZZZ	3149	198140	47624	7977
17:22	MA34328-CCV6	3088	191830	47227	7774
17:28	MA34328-CCB7	3167	201240	47730	7976
17:34	ZZZZZZ	3142	197170	48030	7919
17:40	ZZZZZZ	2987	185760	46231	7393
17:47	ZZZZZZ	2996	185590	46536	7387
17:53	ZZZZZZ	3050	189840	47181	7589
17:59	ZZZZZZ	3108	195990	47357	7888
18:05	ZZZZZZ	3182	202010	47321	8054
18:11	ZZZZZZ	3181	201750	47221	8040
18:18	ZZZZZZ	3187	199890	47671	8045
18:24	MA34328-CCV7	3085	191680	47537	7764
18:30	MA34328-CCB8	3181	200850	47408	8053
18:36	MA34328-CRI2	3168	198860	47359	7985
18:42	MA34328-CRID2	3187	200130	47427	8037
18:49	MA34328-CRIA2	3186	200900	47583	8056
18:55	MA34328-ICSA2	2849	177310	46053	7091
19:01	MA34328-ICSAB2	2859	177020	45709	7126
19:07	ZZZZZZ	3242	191980	49642	7765
19:14	ZZZZZZ	3201	200110	47190	8080
19:20	ZZZZZZ	3181	200270	47242	8046
19:26	ZZZZZZ	3202	201650	47512	8105
19:32	MA34328-CCV8	3094	191600	46871	7796
19:39	MA34328-CCB9	3188	200290	47298	8042
19:45	MP80317-MB1	3175	201430	47628	8046
19:51	MP80317-LC1	3195	199820	49411	7870
19:57	MP80317-B1	3143	196540	47476	7952
20:03	MP80317-S1	3030	189630	48736	7379
20:10	MP80317-S2	3010	187980	48095	7334

INTERNAL STANDARD SUMMARY

Login Number: JB70128
Account: LANGAN - Langan Engineering & Environmental
Project: Carroll Gardens, 363-365 Bond Street, Brooklyn, NY

File ID: SA062614M1.ICP Date Analyzed: 06/26/14 Methods: EPA 200.7, SW846 6010C
Analyst: ND Run ID: MA34328
Parameters: Al,Sb,As,Ba,Be,Cd,Ca,Cr,Co,Cu,Fe,Pb,Mg,Mn,Ni,K,Se,Ag,Na,Tl,V,Zn

Time	Sample Description	Istd#1	Istd#2	Istd#3	Istd#4
20:17	JB70048-4	3041	190020	48236	7324
20:23	MP80317-SD1	3114	195270	47657	7783
20:29	ZZZZZZ	3049	191280	48538	7312
20:35	ZZZZZZ	3048	191630	48101	7418
20:42	MA34328-CCV9	3074	191870	46910	7780
20:48	MA34328-CCB10	3197	201720	47387	8095
20:54	ZZZZZZ	2991	186410	48086	7232
21:01	ZZZZZZ	3044	189710	48709	7281
21:07	ZZZZZZ	3017	189050	48124	7267
21:13	ZZZZZZ	3019	189300	48759	7196
21:20	ZZZZZZ	3028	189760	48454	7272
21:26	ZZZZZZ	3026	190360	48361	7385
21:32	ZZZZZZ	3008	188010	48100	7279
21:39	ZZZZZZ	3041	192160	49546	7136
21:45	ZZZZZZ	3211	202370	49943	8003
21:51	MA34328-CCV10	3104	193080	47067	7820
21:58	MA34328-CCB11	3208	202400	47468	8092
22:04	ZZZZZZ	3323	207740	51252	7878
22:10	ZZZZZZ	3374	210530	51269	8031
22:16	ZZZZZZ	3218	202500	48319	8077
22:22	ZZZZZZ	3359	209430	50991	8045
22:29	ZZZZZZ	3382	212040	50589	8092
22:35	ZZZZZZ	3265	204820	50347	7999
22:41	ZZZZZZ	3326	208400	51140	8015
22:47	ZZZZZZ	3230	202310	49399	7990
22:53	MP80319-MB1	3199	202280	47824	8106
23:00	MA34328-CCV11	3117	192360	47000	7827
23:06	MA34328-CCB12	3222	202420	47558	8146
23:12	MP80319-LC1	3200	200450	49348	7844
23:18	MP80319-B1	3164	197680	47484	7993
23:24	MP80319-S1	3260	203840	50383	7985
23:31	MP80319-S2	3275	204240	50973	8010
23:37	JB70128-13	3298	206750	51031	8019

INTERNAL STANDARD SUMMARY

Login Number: JB70128
Account: LANGAN - Langan Engineering & Environmental
Project: Carroll Gardens, 363-365 Bond Street, Brooklyn, NY

File ID: SA062614M1.ICP Date Analyzed: 06/26/14 Methods: EPA 200.7, SW846 6010C
Analyst: ND Run ID: MA34328
Parameters: Al,Sb,As,Ba,Be,Cd,Ca,Cr,Co,Cu,Fe,Pb,Mg,Mn,Ni,K,Se,Ag,Na,Tl,V,Zn

Time	Sample Description	Istd#1	Istd#2	Istd#3	Istd#4
23:43	MP80319-SD1	3236	203340	48768	8106
23:49	JB70128-1	3394	211640	52290	8012
23:56	JB70128-2	3352	208890	51908	8061
00:02	JB70128-3	3269	204400	50008	8100
00:08	MA34328-CCV12	3115	192770	47213	7855
00:14	MA34328-CCB13	3216	202190	47328	8140
00:20	JB70128-4	3304	206600	50942	8048
00:27	JB70128-5	3276	205200	50721	8050
00:33	JB70128-6	3326	208160	51314	8045
00:39	JB70128-7	3213	200390	49074	8027
00:45	JB70128-10	3316	207420	51136	8081
00:51	JB70128-11	3347	208860	51767	8035
00:58	JB70128-12	3256	203830	50112	8068
01:04	ZZZZZZ	3019	189030	48170	7282
01:10	ZZZZZZ	2974	186680	48030	7178
01:17	MA34328-CCV13	3105	196110	47137	7853
01:23	MA34328-CCB14	3192	202150	47324	8109
01:29	ZZZZZZ	3036	193890	48305	7386
01:36	ZZZZZZ	3211	203320	49585	8042
01:42	ZZZZZZ	3237	204590	49562	8070
01:48	ZZZZZZ	3218	203920	49837	8077
01:54	ZZZZZZ	3246	205010	49673	8073
02:00	ZZZZZZ	3262	206360	50474	8080
02:06	ZZZZZZ	3167	200670	49308	7904
02:13	MA34328-CCV14	3088	193400	47063	7860
02:19	MA34328-CCB15	3184	201750	47059	8101
02:25	MA34328-CRI3	3167	200130	47009	8063
02:31	MA34328-CRID3	3188	201820	46852	8108
02:38	MA34328-CRIA3	3199	203470	47447	8127
02:44	MA34328-CCV15	3094	193810	46752	7860
02:50	MA34328-CCB16	3193	201870	47332	8145
02:56	ZZZZZZ	3200	203070	47489	8161
03:03	ZZZZZZ	3186	202290	47508	8227

INTERNAL STANDARD SUMMARY

Login Number: JB70128
Account: LANGAN - Langan Engineering & Environmental
Project: Carroll Gardens, 363-365 Bond Street, Brooklyn, NY

File ID: SA062614M1.ICP Date Analyzed: 06/26/14 Methods: EPA 200.7, SW846 6010C
Analyst: ND Run ID: MA34328
Parameters: Al,Sb,As,Ba,Be,Cd,Ca,Cr,Co,Cu,Fe,Pb,Mg,Mn,Ni,K,Se,Ag,Na,Tl,V,Zn

Time	Sample Description	Istd#1	Istd#2	Istd#3	Istd#4
03:09	ZZZZZZ	2978	187520	45910	7523
03:15	ZZZZZZ	3197	203160	47335	8163

R = Reference for ISTD limits. ! = Outside limits.

LEGEND:

Istd#	Parameter	Limits
Istd#1	Yttrium (2243)	70-130 %
Istd#2	Yttrium (3600)	70-130 %
Istd#3	Yttrium (3710)	70-130 %
Istd#4	Indium	70-130 %

BLANK RESULTS SUMMARY
Part 1 - Initial and Continuing Calibration Blanks

Login Number: JB70128
Account: LANGAN - Langan Engineering & Environmental
Project: Carroll Gardens, 363-365 Bond Street, Brooklyn, NY

File ID: SA062614M1.ICP Date Analyzed: 06/26/14 Methods: EPA 200.7, SW846 6010C
QC Limits: result < RL Run ID: MA34328 Units: ug/l

Time: / Sample ID:			10:16 ICB1		10:33 CCB1		11:44 CCB2		12:51 CCB3	
Metal	RL	IDL	raw	final	raw	final	raw	final	raw	final
Aluminum	200	6.7	-4.5	<200	-0.70	<200	-13	<200	-4.2	<200
Antimony	6.0	1.3	0.0	<6.0	0.0	<6.0	-0.60	<6.0	-0.40	<6.0
Arsenic	3.0	1.2	0.20	<3.0	0.80	<3.0	0.50	<3.0	0.60	<3.0
Barium	200	.2	0.20	<200	0.30	<200	0.10	<200	0.30	<200
Beryllium	1.0	.04	0.0	<1.0	0.10	<1.0	0.0	<1.0	0.20	<1.0
Bismuth	20	1.2								
Boron	100	1.2	anr							
Cadmium	3.0	.2	0.20	<3.0	0.10	<3.0	0.0	<3.0	0.0	<3.0
Calcium	5000	8.7	-18	<5000	-16	<5000	-20	<5000	-17	<5000
Chromium	10	.3	0.0	<10	0.20	<10	0.10	<10	0.20	<10
Cobalt	50	.4	0.30	<50	0.20	<50	0.10	<50	0.10	<50
Copper	10	.5	-0.70	<10	-0.60	<10	-0.80	<10	-0.40	<10
Iron	100	3.8	-2.8	<100	-0.80	<100	-4.2	<100	-0.60	<100
Lead	3.0	1.3	-0.70	<3.0	-0.40	<3.0	-0.70	<3.0	-0.50	<3.0
Lithium	20	.8								
Magnesium	5000	12	-2.2	<5000	-4.0	<5000	-9.1	<5000	-3.5	<5000
Manganese	15	.04	0.0	<15	0.10	<15	-0.10	<15	0.10	<15
Molybdenum	20	.5								
Nickel	10	.7	0.10	<10	-0.10	<10	-0.30	<10	-0.10	<10
Palladium	50	1								
Potassium	10000	17	-12	<10000	-46	<10000	-13	<10000	-14	<10000
Selenium	10	2	-0.10	<10	-0.40	<10	-1.7	<10	-1.1	<10
Silicon	200	8.4								
Silver	10	.3	0.0	<10	0.0	<10	-0.20	<10	-0.20	<10
Sodium	10000	7.1	-8.6	<10000	-8.7	<10000	-11	<10000	-11	<10000
Sulfur	50	4.4								
Strontium	10	.09								
Thallium	2.0	1.4	0.40	<2.0	0.40	<2.0	1.0	<2.0	0.60	<2.0
Tin	10	.8								
Titanium	10	.4								
Tungsten	50	11								
Vanadium	50	.3	-0.10	<50	0.10	<50	0.10	<50	0.10	<50
Zinc	20	1.5	-5.3	<20* (a)	-5.5	<20* (a)	-5.4	<20* (a)	-5.4	<20* (a)

BLANK RESULTS SUMMARY
Part 1 - Initial and Continuing Calibration Blanks

Login Number: JB70128
Account: LANGAN - Langan Engineering & Environmental
Project: Carroll Gardens, 363-365 Bond Street, Brooklyn, NY

File ID: SA062614M1.ICP Date Analyzed: 06/26/14 Methods: EPA 200.7, SW846 6010C
QC Limits: result < RL Run ID: MA34328 Units: ug/l

Time:			10:16		10:33		11:44		12:51	
Sample ID:			ICB1		CCB1		CCB2		CCB3	
Metal	RL	IDL	raw	final	raw	final	raw	final	raw	final
Zirconium	10	.6								

(*) Outside of QC limits
(anr) Analyte not requested
(a) No EPA 200.7 AQ samples reported for this element in the area bracketed by this QC.

BLANK RESULTS SUMMARY
Part 1 - Initial and Continuing Calibration Blanks

Login Number: JB70128
Account: LANGAN - Langan Engineering & Environmental
Project: Carroll Gardens, 363-365 Bond Street, Brooklyn, NY

File ID: SA062614M1.ICP Date Analyzed: 06/26/14 Methods: EPA 200.7, SW846 6010C
QC Limits: result < RL Run ID: MA34328 Units: ug/l

Time:			13:59		15:06		16:21		17:28	
Sample ID:			CCB4		CCB5		CCB6		CCB7	
Metal	RL	IDL	raw	final	raw	final	raw	final	raw	final
Aluminum	200	6.7	-3.5	<200	-9.3	<200	-7.0	<200	-2.6	<200
Antimony	6.0	1.3	-0.40	<6.0	0.40	<6.0	0.0	<6.0	-0.50	<6.0
Arsenic	3.0	1.2	0.90	<3.0	1.1	<3.0	0.90	<3.0	1.2	<3.0
Barium	200	.2	0.40	<200	0.10	<200	0.20	<200	0.10	<200
Beryllium	1.0	.04	0.10	<1.0	0.0	<1.0	0.0	<1.0	0.0	<1.0
Bismuth	20	1.2								
Boron	100	1.2	anr							
Cadmium	3.0	.2	0.10	<3.0	0.0	<3.0	0.10	<3.0	0.0	<3.0
Calcium	5000	8.7	-17	<5000	-19	<5000	-20	<5000	-6.9	<5000
Chromium	10	.3	0.0	<10	0.0	<10	-0.10	<10	0.10	<10
Cobalt	50	.4	0.0	<50	0.10	<50	0.10	<50	0.10	<50
Copper	10	.5	-0.50	<10	-0.30	<10	-0.40	<10	-0.60	<10
Iron	100	3.8	-1.4	<100	-3.9	<100	-3.5	<100	-3.6	<100
Lead	3.0	1.3	0.30	<3.0	-0.30	<3.0	-1.1	<3.0	-0.60	<3.0
Lithium	20	.8								
Magnesium	5000	12	0.50	<5000	-3.5	<5000	-8.3	<5000	-9.9	<5000
Manganese	15	.04	0.10	<15	-0.10	<15	0.0	<15	0.0	<15
Molybdenum	20	.5								
Nickel	10	.7	0.0	<10	-0.10	<10	0.0	<10	-0.10	<10
Palladium	50	1								
Potassium	10000	17	-6.6	<10000	-24	<10000	5.0	<10000	-21	<10000
Selenium	10	2	-1.6	<10	-1.7	<10	-0.90	<10	-2.6	<10
Silicon	200	8.4								
Silver	10	.3	-0.20	<10	-0.40	<10	-0.40	<10	-0.10	<10
Sodium	10000	7.1	-11	<10000	-13	<10000	-16	<10000	-16	<10000
Sulfur	50	4.4								
Strontium	10	.09								
Thallium	2.0	1.4	0.50	<2.0	1.1	<2.0	0.50	<2.0	0.80	<2.0
Tin	10	.8								
Titanium	10	.4								
Tungsten	50	11								
Vanadium	50	.3	0.10	<50	0.0	<50	0.10	<50	0.10	<50
Zinc	20	1.5	-5.5	<20* (a)	-5.5	<20* (a)	-5.5	<20* (a)	-0.20	<20

BLANK RESULTS SUMMARY
Part 1 - Initial and Continuing Calibration Blanks

Login Number: JB70128
Account: LANGAN - Langan Engineering & Environmental
Project: Carroll Gardens, 363-365 Bond Street, Brooklyn, NY

File ID: SA062614M1.ICP Date Analyzed: 06/26/14 Methods: EPA 200.7, SW846 6010C
QC Limits: result < RL Run ID: MA34328 Units: ug/l

Time:			13:59		15:06		16:21		17:28	
Sample ID:			CCB4		CCB5		CCB6		CCB7	
Metal	RL	IDL	raw	final	raw	final	raw	final	raw	final
Zirconium	10	.6								

(*) Outside of QC limits
(anr) Analyte not requested
(a) No EPA 200.7 AQ samples reported for this element in the area bracketed by this QC.

BLANK RESULTS SUMMARY
Part 1 - Initial and Continuing Calibration Blanks

Login Number: JB70128
Account: LANGAN - Langan Engineering & Environmental
Project: Carroll Gardens, 363-365 Bond Street, Brooklyn, NY

File ID: SA062614M1.ICP Date Analyzed: 06/26/14 Methods: EPA 200.7, SW846 6010C
QC Limits: result < RL Run ID: MA34328 Units: ug/l

Time: / Sample ID:			18:30 CCB8		19:39 CCB9		20:48 CCB10		21:58 CCB11	
Metal	RL	IDL	raw	final	raw	final	raw	final	raw	final
Aluminum	200	6.7	-5.5	<200	-11	<200	-11	<200	-11	<200
Antimony	6.0	1.3	0.50	<6.0	0.0	<6.0	-0.30	<6.0	0.20	<6.0
Arsenic	3.0	1.2	0.80	<3.0	0.90	<3.0	0.70	<3.0	0.80	<3.0
Barium	200	.2	0.40	<200	0.10	<200	0.10	<200	0.10	<200
Beryllium	1.0	.04	0.10	<1.0	0.0	<1.0	0.0	<1.0	0.0	<1.0
Bismuth	20	1.2								
Boron	100	1.2	anr							
Cadmium	3.0	.2	0.20	<3.0	0.0	<3.0	0.10	<3.0	0.0	<3.0
Calcium	5000	8.7	-3.9	<5000	-4.8	<5000	-20	<5000	-18	<5000
Chromium	10	.3	0.20	<10	0.0	<10	-0.10	<10	0.10	<10
Cobalt	50	.4	0.20	<50	0.0	<50	0.20	<50	0.0	<50
Copper	10	.5	-0.40	<10	-0.60	<10	-0.60	<10	-0.50	<10
Iron	100	3.8	-1.9	<100	-3.8	<100	-3.8	<100	-3.7	<100
Lead	3.0	1.3	-0.50	<3.0	-0.50	<3.0	-1.2	<3.0	-0.40	<3.0
Lithium	20	.8								
Magnesium	5000	12	-5.0	<5000	-1.7	<5000	-7.3	<5000	-5.8	<5000
Manganese	15	.04	0.10	<15	0.0	<15	-0.10	<15	0.0	<15
Molybdenum	20	.5								
Nickel	10	.7	0.0	<10	-0.10	<10	-0.10	<10	0.0	<10
Palladium	50	1								
Potassium	10000	17	-38	<10000	-33	<10000	-44	<10000	-18	<10000
Selenium	10	2	-1.2	<10	-1.2	<10	-1.7	<10	-1.7	<10
Silicon	200	8.4								
Silver	10	.3	-0.30	<10	-0.10	<10	-0.60	<10	-0.10	<10
Sodium	10000	7.1	-22	<10000	-22	<10000	-24	<10000	-31	<10000
Sulfur	50	4.4								
Strontium	10	.09								
Thallium	2.0	1.4	0.70	<2.0	0.70	<2.0	0.50	<2.0	1.0	<2.0
Tin	10	.8								
Titanium	10	.4								
Tungsten	50	11								
Vanadium	50	.3	0.20	<50	0.10	<50	-0.10	<50	0.10	<50
Zinc	20	1.5	-1.6	<20	-1.7	<20	-5.8	<20* (a)	-5.6	<20* (a)

BLANK RESULTS SUMMARY
Part 1 - Initial and Continuing Calibration Blanks

Login Number: JB70128
Account: LANGAN - Langan Engineering & Environmental
Project: Carroll Gardens, 363-365 Bond Street, Brooklyn, NY

File ID: SA062614M1.ICP Date Analyzed: 06/26/14 Methods: EPA 200.7, SW846 6010C
QC Limits: result < RL Run ID: MA34328 Units: ug/l

Time:			18:30		19:39		20:48		21:58	
Sample ID:			CCB8		CCB9		CCB10		CCB11	
Metal	RL	IDL	raw	final	raw	final	raw	final	raw	final
Zirconium	10	.6								

(*) Outside of QC limits
(anr) Analyte not requested
(a) No EPA 200.7 AQ samples reported for this element in the area bracketed by this QC.

BLANK RESULTS SUMMARY
Part 1 - Initial and Continuing Calibration Blanks

Login Number: JB70128
Account: LANGAN - Langan Engineering & Environmental
Project: Carroll Gardens, 363-365 Bond Street, Brooklyn, NY

File ID: SA062614M1.ICP Date Analyzed: 06/26/14 Methods: EPA 200.7, SW846 6010C
QC Limits: result < RL Run ID: MA34328 Units: ug/l

Time:			23:06		00:14		01:23		02:19	
Sample ID:			CCB12		CCB13		CCB14		CCB15	
Metal	RL	IDL	raw	final	raw	final	raw	final	raw	final
Aluminum	200	6.7	-6.1	<200	-8.1	<200	-9.7	<200	-7.2	<200
Antimony	6.0	1.3	0.10	<6.0	0.30	<6.0	0.60	<6.0	0.60	<6.0
Arsenic	3.0	1.2	1.3	<3.0	0.80	<3.0	1.0	<3.0	0.90	<3.0
Barium	200	.2	0.30	<200	0.20	<200	0.20	<200	0.20	<200
Beryllium	1.0	.04	0.10	<1.0	0.10	<1.0	0.20	<1.0	0.0	<1.0
Bismuth	20	1.2								
Boron	100	1.2	anr							
Cadmium	3.0	.2	0.10	<3.0	0.10	<3.0	0.10	<3.0	0.0	<3.0
Calcium	5000	8.7	-15	<5000	-17	<5000	-7.1	<5000	-16	<5000
Chromium	10	.3	0.30	<10	0.0	<10	0.0	<10	0.0	<10
Cobalt	50	.4	0.10	<50	0.40	<50	0.10	<50	0.30	<50
Copper	10	.5	-0.50	<10	-0.40	<10	-0.30	<10	0.0	<10
Iron	100	3.8	-0.70	<100	-0.70	<100	2.4	<100	-3.3	<100
Lead	3.0	1.3	-0.50	<3.0	-0.20	<3.0	-0.20	<3.0	-0.50	<3.0
Lithium	20	.8								
Magnesium	5000	12	-6.4	<5000	-1.2	<5000	-2.1	<5000	-4.6	<5000
Manganese	15	.04	0.0	<15	0.10	<15	0.10	<15	0.0	<15
Molybdenum	20	.5								
Nickel	10	.7	0.10	<10	0.0	<10	0.0	<10	-0.10	<10
Palladium	50	1								
Potassium	10000	17	15.9	<10000	1.7	<10000	9.6	<10000	12.2	<10000
Selenium	10	2	-1.6	<10	-2.2	<10	-0.50	<10	-0.70	<10
Silicon	200	8.4								
Silver	10	.3	-0.40	<10	0.0	<10	-0.20	<10	-0.30	<10
Sodium	10000	7.1	-22	<10000	-29	<10000	-31	<10000	-31	<10000
Sulfur	50	4.4								
Strontium	10	.09								
Thallium	2.0	1.4	1.0	<2.0	1.1	<2.0	0.30	<2.0	0.40	<2.0
Tin	10	.8								
Titanium	10	.4								
Tungsten	50	11								
Vanadium	50	.3	0.30	<50	0.10	<50	0.30	<50	-0.10	<50
Zinc	20	1.5	-5.5	<20* (a)	-5.5	<20* (a)	-5.4	<20* (a)	-5.5	<20* (a)

BLANK RESULTS SUMMARY
Part 1 - Initial and Continuing Calibration Blanks

Login Number: JB70128
Account: LANGAN - Langan Engineering & Environmental
Project: Carroll Gardens, 363-365 Bond Street, Brooklyn, NY

File ID: SA062614M1.ICP Date Analyzed: 06/26/14 Methods: EPA 200.7, SW846 6010C
QC Limits: result < RL Run ID: MA34328 Units: ug/l

Time:			23:06		00:14		01:23		02:19	
Sample ID:			CCB12		CCB13		CCB14		CCB15	
Metal	RL	IDL	raw	final	raw	final	raw	final	raw	final
Zirconium	10	.6								

(*) Outside of QC limits
(anr) Analyte not requested
(a) No EPA 200.7 AQ samples reported for this element in the area bracketed by this QC.

BLANK RESULTS SUMMARY
Part 1 - Initial and Continuing Calibration Blanks

Login Number: JB70128
Account: LANGAN - Langan Engineering & Environmental
Project: Carroll Gardens, 363-365 Bond Street, Brooklyn, NY

File ID: SA062614M1.ICP Date Analyzed: 06/26/14 Methods: EPA 200.7, SW846 6010C
QC Limits: result < RL Run ID: MA34328 Units: ug/l

Time:			02:50	
Sample ID:			CCB16	
Metal	RL	IDL	raw	final
Aluminum	200	6.7	-5.4	<200
Antimony	6.0	1.3	0.0	<6.0
Arsenic	3.0	1.2	1.6	<3.0
Barium	200	.2	0.10	<200
Beryllium	1.0	.04	0.10	<1.0
Bismuth	20	1.2		
Boron	100	1.2	anr	
Cadmium	3.0	.2	0.20	<3.0
Calcium	5000	8.7	-15	<5000
Chromium	10	.3	0.0	<10
Cobalt	50	.4	0.40	<50
Copper	10	.5	0.0	<10
Iron	100	3.8	-3.1	<100
Lead	3.0	1.3	-0.40	<3.0
Lithium	20	.8		
Magnesium	5000	12	0.80	<5000
Manganese	15	.04	0.0	<15
Molybdenum	20	.5		
Nickel	10	.7	0.10	<10
Palladium	50	1		
Potassium	10000	17	24.3	<10000
Selenium	10	2	-1.5	<10
Silicon	200	8.4		
Silver	10	.3	-0.10	<10
Sodium	10000	7.1	-26	<10000
Sulfur	50	4.4		
Strontium	10	.09		
Thallium	2.0	1.4	1.6	<2.0
Tin	10	.8		
Titanium	10	.4		
Tungsten	50	11		
Vanadium	50	.3	0.30	<50
Zinc	20	1.5	-5.4	<20* (a)

BLANK RESULTS SUMMARY
Part 1 - Initial and Continuing Calibration Blanks

Login Number: JB70128
Account: LANGAN - Langan Engineering & Environmental
Project: Carroll Gardens, 363-365 Bond Street, Brooklyn, NY

File ID: SA062614M1.ICP Date Analyzed: 06/26/14 Methods: EPA 200.7, SW846 6010C
QC Limits: result < RL Run ID: MA34328 Units: ug/l

Time:			02:50	
Sample ID:			CCB16	
Metal	RL	IDL	raw	final
Zirconium	10	.6		

(*) Outside of QC limits
(anr) Analyte not requested
(a) No EPA 200.7 AQ samples reported for this element in the area bracketed by this QC.

CALIBRATION CHECK STANDARDS SUMMARY
Initial Continuing Calibration Check

Login Number: JB70128
Account: LANGAN - Langan Engineering & Environmental
Project: Carroll Gardens, 363-365 Bond Street, Brooklyn, NY

File ID: SA062614M1.ICP Date Analyzed: 06/26/14 Methods: EPA 200.7, SW846 6010C
QC Limits: 95 to 105 % Recovery Run ID: MA34328 Units: ug/l

Time:		10:21	
Sample ID:	ICCV	ICCV1	
Metal	True	Results	% Rec
Aluminum	40000	39200	98.0
Antimony	2000	1990	99.5
Arsenic	2000	1990	99.5
Barium	2000	2010	100.5
Beryllium	2000	2040	102.0
Bismuth			
Boron	anr		
Cadmium	2000	2000	100.0
Calcium	40000	40200	100.5
Chromium	2000	2010	100.5
Cobalt	2000	2020	101.0
Copper	2000	1960	98.0
Iron	40000	40200	100.5
Lead	2000	2020	101.0
Lithium			
Magnesium	40000	39300	98.3
Manganese	2000	2060	103.0
Molybdenum			
Nickel	2000	2030	101.5
Palladium			
Potassium	40000	39300	98.3
Selenium	2000	2000	100.0
Silicon			
Silver	250	244	97.6
Sodium	40000	39500	98.8
Sulfur			
Strontium			
Thallium	2000	2050	102.5
Tin			
Titanium			
Tungsten			
Vanadium	2000	1980	99.0
Zinc	2000	2040	102.0

CALIBRATION CHECK STANDARDS SUMMARY
Initial Continuing Calibration Check

Login Number: JB70128
Account: LANGAN - Langan Engineering & Environmental
Project: Carroll Gardens, 363-365 Bond Street, Brooklyn, NY

File ID: SA062614M1.ICP Date Analyzed: 06/26/14 Methods: EPA 200.7, SW846 6010C
QC Limits: 95 to 105 % Recovery Run ID: MA34328 Units: ug/l

Time:		10:21	
Sample ID:	ICCV	ICCV1	
Metal	True	Results	% Rec

Zirconium

(*) Outside of QC limits
(anr) Analyte not requested

CALIBRATION CHECK STANDARDS SUMMARY
Initial and Continuing Calibration Checks

Login Number: JB70128
Account: LANGAN - Langan Engineering & Environmental
Project: Carroll Gardens, 363-365 Bond Street, Brooklyn, NY

File ID: SA062614M1.ICP Date Analyzed: 06/26/14 Methods: EPA 200.7, SW846 6010C
QC Limits: 95 to 105 % Recovery Run ID: MA34328 Units: ug/l

Time:		10:00			11:38			12:45	
Sample ID:	ICV	ICV1		CCV	CCV1		CCV	CCV2	
Metal	True	Results	% Rec	True	Results	% Rec	True	Results	% Rec
Aluminum	40000	39200	98.0	40000	39300	98.3	40000	39800	99.5
Antimony	2000	1960	98.0	2000	1990	99.5	2000	2000	100.0
Arsenic	2000	2010	100.5	2000	2000	100.0	2000	2010	100.5
Barium	2000	2010	100.5	2000	2020	101.0	2000	2040	102.0
Beryllium	2000	2030	101.5	2000	2030	101.5	2000	2060	103.0
Bismuth									
Boron	anr								
Cadmium	2000	1980	99.0	2000	2010	100.5	2000	2020	101.0
Calcium	40000	40900	102.3	40000	40700	101.8	40000	41000	102.5
Chromium	2000	1980	99.0	2000	2000	100.0	2000	2020	101.0
Cobalt	2000	1980	99.0	2000	2030	101.5	2000	2040	102.0
Copper	2000	1940	97.0	2000	1960	98.0	2000	1980	99.0
Iron	40000	41100	102.8	40000	40600	101.5	40000	40900	102.3
Lead	2000	2000	100.0	2000	2030	101.5	2000	2030	101.5
Lithium									
Magnesium	40000	40100	100.3	40000	39600	99.0	40000	40000	100.0
Manganese	2000	2030	101.5	2000	2040	102.0	2000	2070	103.5
Molybdenum									
Nickel	2000	2020	101.0	2000	2050	102.5	2000	2050	102.5
Palladium									
Potassium	40000	40500	101.3	40000	39400	98.5	40000	39800	99.5
Selenium	2000	1980	99.0	2000	2010	100.5	2000	2020	101.0
Silicon									
Silver	250	245	98.0	250	244	97.6	250	247	98.8
Sodium	40000	40200	100.5	40000	39600	99.0	40000	40000	100.0
Sulfur									
Strontium									
Thallium	2000	2020	101.0	2000	2050	102.5	2000	2060	103.0
Tin									
Titanium									
Tungsten									
Vanadium	2000	1970	98.5	2000	1970	98.5	2000	1990	99.5
Zinc	2000	2020	101.0	2000	2050	102.5	2000	2050	102.5

CALIBRATION CHECK STANDARDS SUMMARY
Initial and Continuing Calibration Checks

Login Number: JB70128
Account: LANGAN - Langan Engineering & Environmental
Project: Carroll Gardens, 363-365 Bond Street, Brooklyn, NY

File ID: SA062614M1.ICP Date Analyzed: 06/26/14 Methods: EPA 200.7, SW846 6010C
QC Limits: 95 to 105 % Recovery Run ID: MA34328 Units: ug/l

Time:		10:00			11:38			12:45	
Sample ID:	ICV	ICV1		CCV	CCV1		CCV	CCV2	
Metal	True	Results	% Rec	True	Results	% Rec	True	Results	% Rec
Zirconium									

(*) Outside of QC limits
(anr) Analyte not requested

CALIBRATION CHECK STANDARDS SUMMARY
Initial and Continuing Calibration Checks

Login Number: JB70128
Account: LANGAN - Langan Engineering & Environmental
Project: Carroll Gardens, 363-365 Bond Street, Brooklyn, NY

File ID: SA062614M1.ICP Date Analyzed: 06/26/14 Methods: EPA 200.7, SW846 6010C
QC Limits: 95 to 105 % Recovery Run ID: MA34328 Units: ug/l

Time:		13:53			15:00			16:14	
Sample ID:	CCV	CCV3		CCV	CCV4		CCV	CCV5	
Metal	True	Results	% Rec	True	Results	% Rec	True	Results	% Rec
Aluminum	40000	39500	98.8	40000	39600	99.0	40000	39800	99.5
Antimony	2000	2000	100.0	2000	2020	101.0	2000	2010	100.5
Arsenic	2000	2010	100.5	2000	2020	101.0	2000	2020	101.0
Barium	2000	2020	101.0	2000	2030	101.5	2000	2040	102.0
Beryllium	2000	2040	102.0	2000	2060	103.0	2000	2050	102.5
Bismuth									
Boron	anr								
Cadmium	2000	2010	100.5	2000	2030	101.5	2000	2020	101.0
Calcium	40000	40600	101.5	40000	40900	102.3	40000	40900	102.3
Chromium	2000	2010	100.5	2000	2010	100.5	2000	2010	100.5
Cobalt	2000	2030	101.5	2000	2040	102.0	2000	2040	102.0
Copper	2000	1980	99.0	2000	1980	99.0	2000	1980	99.0
Iron	40000	40600	101.5	40000	40800	102.0	40000	40900	102.3
Lead	2000	2030	101.5	2000	2040	102.0	2000	2040	102.0
Lithium									
Magnesium	40000	39700	99.3	40000	39700	99.3	40000	39900	99.8
Manganese	2000	2060	103.0	2000	2070	103.5	2000	2070	103.5
Molybdenum									
Nickel	2000	2050	102.5	2000	2060	103.0	2000	2060	103.0
Palladium									
Potassium	40000	39500	98.8	40000	39600	99.0	40000	39800	99.5
Selenium	2000	2010	100.5	2000	2040	102.0	2000	2020	101.0
Silicon									
Silver	250	246	98.4	250	247	98.8	250	246	98.4
Sodium	40000	39600	99.0	40000	39800	99.5	40000	39900	99.8
Sulfur									
Strontium									
Thallium	2000	2050	102.5	2000	2070	103.5	2000	2070	103.5
Tin									
Titanium									
Tungsten									
Vanadium	2000	1990	99.5	2000	1990	99.5	2000	1990	99.5
Zinc	2000	2050	102.5	2000	2070	103.5	2000	2060	103.0

CALIBRATION CHECK STANDARDS SUMMARY
Initial and Continuing Calibration Checks

Login Number: JB70128
Account: LANGAN - Langan Engineering & Environmental
Project: Carroll Gardens, 363-365 Bond Street, Brooklyn, NY

File ID: SA062614M1.ICP Date Analyzed: 06/26/14 Methods: EPA 200.7, SW846 6010C
QC Limits: 95 to 105 % Recovery Run ID: MA34328 Units: ug/l

Time:		13:53			15:00			16:14	
Sample ID:	CCV	CCV3		CCV	CCV4		CCV	CCV5	
Metal	True	Results	% Rec	True	Results	% Rec	True	Results	% Rec
Zirconium									

(*) Outside of QC limits
(anr) Analyte not requested

CALIBRATION CHECK STANDARDS SUMMARY
Initial and Continuing Calibration Checks

Login Number: JB70128
Account: LANGAN - Langan Engineering & Environmental
Project: Carroll Gardens, 363-365 Bond Street, Brooklyn, NY

File ID: SA062614M1.ICP Date Analyzed: 06/26/14 Methods: EPA 200.7, SW846 6010C
QC Limits: 95 to 105 % Recovery Run ID: MA34328 Units: ug/l

Time:		17:22			18:24			19:32	
Sample ID:	CCV	CCV6		CCV	CCV7		CCV	CCV8	
Metal	True	Results	% Rec	True	Results	% Rec	True	Results	% Rec
Aluminum	40000	39800	99.5	40000	39600	99.0	40000	39900	99.8
Antimony	2000	2020	101.0	2000	2020	101.0	2000	2020	101.0
Arsenic	2000	2020	101.0	2000	2020	101.0	2000	2020	101.0
Barium	2000	2040	102.0	2000	2030	101.5	2000	2030	101.5
Beryllium	2000	2040	102.0	2000	2030	101.5	2000	2050	102.5
Bismuth									
Boron	anr								
Cadmium	2000	2030	101.5	2000	2030	101.5	2000	2030	101.5
Calcium	40000	40800	102.0	40000	40500	101.3	40000	41000	102.5
Chromium	2000	2020	101.0	2000	2020	101.0	2000	2020	101.0
Cobalt	2000	2050	102.5	2000	2050	102.5	2000	2050	102.5
Copper	2000	1980	99.0	2000	1990	99.5	2000	1980	99.0
Iron	40000	40800	102.0	40000	40600	101.5	40000	41000	102.5
Lead	2000	2040	102.0	2000	2050	102.5	2000	2040	102.0
Lithium									
Magnesium	40000	39800	99.5	40000	39600	99.0	40000	40200	100.5
Manganese	2000	2050	102.5	2000	2070	103.5	2000	2070	103.5
Molybdenum									
Nickel	2000	2060	103.0	2000	2060	103.0	2000	2060	103.0
Palladium									
Potassium	40000	39800	99.5	40000	39500	98.8	40000	39700	99.3
Selenium	2000	2040	102.0	2000	2040	102.0	2000	2030	101.5
Silicon									
Silver	250	246	98.4	250	247	98.8	250	247	98.8
Sodium	40000	39900	99.8	40000	39700	99.3	40000	39900	99.8
Sulfur									
Strontium									
Thallium	2000	2070	103.5	2000	2070	103.5	2000	2070	103.5
Tin									
Titanium									
Tungsten									
Vanadium	2000	2000	100.0	2000	2000	100.0	2000	2000	100.0
Zinc	2000	2060	103.0	2000	2070	103.5	2000	2070	103.5

CALIBRATION CHECK STANDARDS SUMMARY
Initial and Continuing Calibration Checks

Login Number: JB70128
Account: LANGAN - Langan Engineering & Environmental
Project: Carroll Gardens, 363-365 Bond Street, Brooklyn, NY

File ID: SA062614M1.ICP Date Analyzed: 06/26/14 Methods: EPA 200.7, SW846 6010C
QC Limits: 95 to 105 % Recovery Run ID: MA34328 Units: ug/l

Time:		17:22			18:24			19:32	
Sample ID:	CCV	CCV6		CCV	CCV7		CCV	CCV8	
Metal	True	Results	% Rec	True	Results	% Rec	True	Results	% Rec
Zirconium									

(*) Outside of QC limits
(anr) Analyte not requested

CALIBRATION CHECK STANDARDS SUMMARY
Initial and Continuing Calibration Checks

Login Number: JB70128
Account: LANGAN - Langan Engineering & Environmental
Project: Carroll Gardens, 363-365 Bond Street, Brooklyn, NY

File ID: SA062614M1.ICP Date Analyzed: 06/26/14 Methods: EPA 200.7, SW846 6010C
QC Limits: 95 to 105 % Recovery Run ID: MA34328 Units: ug/l

Time:		20:42			21:51			23:00	
Sample ID:	CCV	CCV9		CCV	CCV10		CCV	CCV11	
Metal	True	Results	% Rec	True	Results	% Rec	True	Results	% Rec
Aluminum	40000	39800	99.5	40000	39600	99.0	40000	39800	99.5
Antimony	2000	2020	101.0	2000	2020	101.0	2000	2010	100.5
Arsenic	2000	2030	101.5	2000	2020	101.0	2000	2020	101.0
Barium	2000	2030	101.5	2000	2030	101.5	2000	2030	101.5
Beryllium	2000	2060	103.0	2000	2070	103.5	2000	2050	102.5
Bismuth									
Boron	anr								
Cadmium	2000	2040	102.0	2000	2030	101.5	2000	2030	101.5
Calcium	40000	41000	102.5	40000	40900	102.3	40000	41200	103.0
Chromium	2000	2030	101.5	2000	2020	101.0	2000	2030	101.5
Cobalt	2000	2050	102.5	2000	2050	102.5	2000	2060	103.0
Copper	2000	1980	99.0	2000	1980	99.0	2000	1990	99.5
Iron	40000	40900	102.3	40000	40800	102.0	40000	41000	102.5
Lead	2000	2050	102.5	2000	2050	102.5	2000	2060	103.0
Lithium									
Magnesium	40000	40100	100.3	40000	40000	100.0	40000	40300	100.8
Manganese	2000	2050	102.5	2000	2040	102.0	2000	2060	103.0
Molybdenum									
Nickel	2000	2070	103.5	2000	2070	103.5	2000	2070	103.5
Palladium									
Potassium	40000	39600	99.0	40000	39300	98.3	40000	39500	98.8
Selenium	2000	2040	102.0	2000	2030	101.5	2000	2020	101.0
Silicon									
Silver	250	247	98.8	250	246	98.4	250	247	98.8
Sodium	40000	39900	99.8	40000	39600	99.0	40000	39800	99.5
Sulfur									
Strontium									
Thallium	2000	2080	104.0	2000	2080	104.0	2000	2080	104.0
Tin									
Titanium									
Tungsten									
Vanadium	2000	2000	100.0	2000	1990	99.5	2000	2000	100.0
Zinc	2000	2090	104.5	2000	2070	103.5	2000	2080	104.0

CALIBRATION CHECK STANDARDS SUMMARY
Initial and Continuing Calibration Checks

Login Number: JB70128
Account: LANGAN - Langan Engineering & Environmental
Project: Carroll Gardens, 363-365 Bond Street, Brooklyn, NY

File ID: SA062614M1.ICP Date Analyzed: 06/26/14 Methods: EPA 200.7, SW846 6010C
QC Limits: 95 to 105 % Recovery Run ID: MA34328 Units: ug/l

Time:		20:42			21:51			23:00	
Sample ID:	CCV	CCV9		CCV	CCV10		CCV	CCV11	
Metal	True	Results	% Rec	True	Results	% Rec	True	Results	% Rec
Zirconium									

(*) Outside of QC limits
(anr) Analyte not requested

CALIBRATION CHECK STANDARDS SUMMARY
Initial and Continuing Calibration Checks

Login Number: JB70128
Account: LANGAN - Langan Engineering & Environmental
Project: Carroll Gardens, 363-365 Bond Street, Brooklyn, NY

File ID: SA062614M1.ICP Date Analyzed: 06/26/14 Methods: EPA 200.7, SW846 6010C
QC Limits: 95 to 105 % Recovery Run ID: MA34328 Units: ug/l

Time:		00:08			01:17			02:13	
Sample ID:	CCV	CCV12		CCV	CCV13		CCV	CCV14	
Metal	True	Results	% Rec	True	Results	% Rec	True	Results	% Rec
Aluminum	40000	39500	98.8	40000	39300	98.3	40000	39500	98.8
Antimony	2000	2020	101.0	2000	2030	101.5	2000	2040	102.0
Arsenic	2000	2020	101.0	2000	2030	101.5	2000	2040	102.0
Barium	2000	2030	101.5	2000	2010	100.5	2000	2020	101.0
Beryllium	2000	2030	101.5	2000	2050	102.5	2000	2070	103.5
Bismuth									
Boron	anr								
Cadmium	2000	2030	101.5	2000	2040	102.0	2000	2050	102.5
Calcium	40000	41100	102.8	40000	41100	102.8	40000	41300	103.3
Chromium	2000	2030	101.5	2000	1980	99.0	2000	2030	101.5
Cobalt	2000	2050	102.5	2000	2050	102.5	2000	2050	102.5
Copper	2000	1990	99.5	2000	1960	98.0	2000	1990	99.5
Iron	40000	40800	102.0	40000	40700	101.8	40000	41000	102.5
Lead	2000	2050	102.5	2000	2050	102.5	2000	2060	103.0
Lithium									
Magnesium	40000	40100	100.3	40000	40000	100.0	40000	40100	100.3
Manganese	2000	2040	102.0	2000	2000	100.0	2000	2040	102.0
Molybdenum									
Nickel	2000	2070	103.5	2000	2070	103.5	2000	2080	104.0
Palladium									
Potassium	40000	39100	97.8	40000	38900	97.3	40000	39100	97.8
Selenium	2000	2030	101.5	2000	2040	102.0	2000	2050	102.5
Silicon									
Silver	250	248	99.2	250	245	98.0	250	249	99.6
Sodium	40000	39400	98.5	40000	39100	97.8	40000	39400	98.5
Sulfur									
Strontium									
Thallium	2000	2080	104.0	2000	2080	104.0	2000	2090	104.5
Tin									
Titanium									
Tungsten									
Vanadium	2000	2000	100.0	2000	1970	98.5	2000	2000	100.0
Zinc	2000	2090	104.5	2000	2100	105.0	2000	2120	106.0

CALIBRATION CHECK STANDARDS SUMMARY
Initial and Continuing Calibration Checks

Login Number: JB70128
Account: LANGAN - Langan Engineering & Environmental
Project: Carroll Gardens, 363-365 Bond Street, Brooklyn, NY

File ID: SA062614M1.ICP Date Analyzed: 06/26/14 Methods: EPA 200.7, SW846 6010C
QC Limits: 95 to 105 % Recovery Run ID: MA34328 Units: ug/l

Time:		00:08			01:17			02:13	
Sample ID:	CCV	CCV12		CCV	CCV13		CCV	CCV14	
Metal	True	Results	% Rec	True	Results	% Rec	True	Results	% Rec
Zirconium									

(*) Outside of QC limits
(anr) Analyte not requested

CALIBRATION CHECK STANDARDS SUMMARY
Initial and Continuing Calibration Checks

Login Number: JB70128
Account: LANGAN - Langan Engineering & Environmental
Project: Carroll Gardens, 363-365 Bond Street, Brooklyn, NY

File ID: SA062614M1.ICP Date Analyzed: 06/26/14 Methods: EPA 200.7, SW846 6010C
QC Limits: 95 to 105 % Recovery Run ID: MA34328 Units: ug/l

Time:		02:44	
Sample ID:	CCV	CCV15	
Metal	True	Results	% Rec
Aluminum	40000	39600	99.0
Antimony	2000	2030	101.5
Arsenic	2000	2040	102.0
Barium	2000	2020	101.0
Beryllium	2000	2070	103.5
Bismuth			
Boron	anr		
Cadmium	2000	2050	102.5
Calcium	40000	41500	103.8
Chromium	2000	2020	101.0
Cobalt	2000	2050	102.5
Copper	2000	1980	99.0
Iron	40000	41100	102.8
Lead	2000	2060	103.0
Lithium			
Magnesium	40000	40300	100.8
Manganese	2000	2030	101.5
Molybdenum			
Nickel	2000	2080	104.0
Palladium			
Potassium	40000	39200	98.0
Selenium	2000	2040	102.0
Silicon			
Silver	250	248	99.2
Sodium	40000	39500	98.8
Sulfur			
Strontium			
Thallium	2000	2090	104.5
Tin			
Titanium			
Tungsten			
Vanadium	2000	2000	100.0
Zinc	2000	2120	106.0

CALIBRATION CHECK STANDARDS SUMMARY
Initial and Continuing Calibration Checks

Login Number: JB70128
Account: LANGAN - Langan Engineering & Environmental
Project: Carroll Gardens, 363-365 Bond Street, Brooklyn, NY

File ID: SA062614M1.ICP Date Analyzed: 06/26/14 Methods: EPA 200.7, SW846 6010C
QC Limits: 95 to 105 % Recovery Run ID: MA34328 Units: ug/l

Time:		02:44	
Sample ID:	CCV	CCV15	
Metal	True	Results	% Rec
Zirconium			

(*) Outside of QC limits
(anr) Analyte not requested

LOW CALIBRATION CHECK STANDARDS SUMMARY

Login Number: JB70128
Account: LANGAN - Langan Engineering & Environmental
Project: Carroll Gardens, 363-365 Bond Street, Brooklyn, NY

File ID: SA062614M1.ICP Date Analyzed: 06/26/14 Methods: EPA 200.7, SW846 6010C
QC Limits: 70 to 130 % Recovery Run ID: MA34328 Units: ug/l

Time:				10:40		10:46		10:53	
Sample ID:	CRI	CRIA	CRID	CRI1		CRID1		CRIA1	
Metal	True	True	True	Results	% Rec	Results	% Rec	Results	% Rec
Aluminum	200	500	100	211	105.5	93.4	93.4	491	98.2
Antimony	6.0	20	3.0	5.8	96.7	2.7	90.0	19.7	98.5
Arsenic	8.0	20	3.0	9.7	121.3	3.7	123.3	20.9	104.5
Barium	200		4.0	206	103.0	4.1	102.5		
Beryllium	2.0		1.0	2.1	105.0	1.0	100.0		
Bismuth	20								
Boron	100		10	anr					
Cadmium	3.0		1.0	3.2	106.7	1.1	110.0		
Calcium	5000		1000	5140	102.8	1020	102.0		
Chromium	10		2.0	10.6	106.0	1.8	90.0		
Cobalt	50		3.0	52.3	104.6	3.3	110.0		
Copper	10		2.0	9.3	93.0	1.1	55.0*(a)		
Iron	100	500		104	104.0			538	107.6
Lead	3.0	20	2.5	2.9	96.7	2.5	100.0	20.9	104.5
Lithium	20								
Magnesium	5000		100	5260	105.2	98.7	98.7		
Manganese	15		3.0	15.9	106.0	3.1	103.3		
Molybdenum	20								
Nickel	10		4.0	10.8	108.0	4.0	100.0		
Palladium	50								
Potassium	5000		2000	4970	99.4	1990	99.5		
Selenium	10	20	5.0	9.2	92.0	3.6	72.0	20.2	101.0
Silicon	200								
Silver	5.0		1.0	4.8	96.0	0.90	90.0		
Sodium	5000		1000	5040	100.8	994	99.4		
Sulfur	50								
Strontium	10								
Thallium	10		2.0	9.9	99.0	2.3	115.0		
Tin	10								
Titanium	10								
Tungsten	50								
Vanadium	50		2.0	53.8	107.6	2.1	105.0		
Zinc	20		10	16.7	83.5	6.9	69.0*(a)		

LOW CALIBRATION CHECK STANDARDS SUMMARY

Login Number: JB70128
Account: LANGAN - Langan Engineering & Environmental
Project: Carroll Gardens, 363-365 Bond Street, Brooklyn, NY

File ID: SA062614M1.ICP Date Analyzed: 06/26/14 Methods: EPA 200.7, SW846 6010C
QC Limits: 70 to 130 % Recovery Run ID: MA34328 Units: ug/l

Time:				10:40		10:46		10:53	
Sample ID:	CRI	CRIA	CRID	CRI1		CRID1		CRIA1	
Metal	True	True	True	Results	% Rec	Results	% Rec	Results	% Rec
Zirconium	10		5.0						

(*) Outside of QC limits
(anr) Analyte not requested
(a) No samples reported for this element at this RL in the area bracketed by this QC.

LOW CALIBRATION CHECK STANDARDS SUMMARY

Login Number: JB70128
Account: LANGAN - Langan Engineering & Environmental
Project: Carroll Gardens, 363-365 Bond Street, Brooklyn, NY

File ID: SA062614M1.ICP Date Analyzed: 06/26/14 Methods: EPA 200.7, SW846 6010C
QC Limits: 70 to 130 % Recovery Run ID: MA34328 Units: ug/l

Time:				18:36		18:42		18:49	
Sample ID:	CRI	CRIA	CRID	CRI2		CRID2		CRIA2	
Metal	True	True	True	Results	% Rec	Results	% Rec	Results	% Rec
Aluminum	200	500	100	211	105.5	101	101.0	496	99.2
Antimony	6.0	20	3.0	5.9	98.3	2.9	96.7	20.1	100.5
Arsenic	8.0	20	3.0	9.9	123.8	3.8	126.7	21.0	105.0
Barium	200		4.0	207	103.5	4.1	102.5		
Beryllium	2.0		1.0	2.1	105.0	1.0	100.0		
Bismuth	20								
Boron	100		10	anr					
Cadmium	3.0		1.0	3.2	106.7	0.90	90.0		
Calcium	5000		1000	5170	103.4	1020	102.0		
Chromium	10		2.0	10.6	106.0	2.0	100.0		
Cobalt	50		3.0	52.6	105.2	3.1	103.3		
Copper	10		2.0	9.6	96.0	1.6	80.0		
Iron	100	500		105	105.0			536	107.2
Lead	3.0	20	2.5	2.9	96.7	1.9	76.0	20.7	103.5
Lithium	20								
Magnesium	5000		100	5260	105.2	93.1	93.1		
Manganese	15		3.0	15.9	106.0	3.1	103.3		
Molybdenum	20								
Nickel	10		4.0	10.7	107.0	4.0	100.0		
Palladium	50								
Potassium	5000		2000	4980	99.6	2000	100.0		
Selenium	10	20	5.0	10.0	100.0	4.0	80.0	20.5	102.5
Silicon	200								
Silver	5.0		1.0	4.7	94.0	0.40	40.0*(a)		
Sodium	5000		1000	5050	101.0	983	98.3		
Sulfur	50								
Strontium	10								
Thallium	10		2.0	9.2	92.0	1.9	95.0		
Tin	10								
Titanium	10								
Tungsten	50								
Vanadium	50		2.0	53.9	107.8	1.9	95.0		
Zinc	20		10	17.0	85.0	6.5	65.0*(a)		

LOW CALIBRATION CHECK STANDARDS SUMMARY

Login Number: JB70128
Account: LANGAN - Langan Engineering & Environmental
Project: Carroll Gardens, 363-365 Bond Street, Brooklyn, NY

File ID: SA062614M1.ICP Date Analyzed: 06/26/14 Methods: EPA 200.7, SW846 6010C
QC Limits: 70 to 130 % Recovery Run ID: MA34328 Units: ug/l

Time:				18:36		18:42		18:49	
Sample ID:	CRI	CRIA	CRID	CRI2		CRID2		CRIA2	
Metal	True	True	True	Results	% Rec	Results	% Rec	Results	% Rec
Zirconium	10		5.0						

(*) Outside of QC limits
(anr) Analyte not requested
(a) No samples reported for this element at this RL in the area bracketed by this QC.

LOW CALIBRATION CHECK STANDARDS SUMMARY

Login Number: JB70128
Account: LANGAN - Langan Engineering & Environmental
Project: Carroll Gardens, 363-365 Bond Street, Brooklyn, NY

File ID: SA062614M1.ICP Date Analyzed: 06/26/14 Methods: EPA 200.7, SW846 6010C
QC Limits: 70 to 130 % Recovery Run ID: MA34328 Units: ug/l

Time:				02:25		02:31		02:38	
Sample ID:	CRI	CRIA	CRID	CRI3		CRID3		CRIA3	
Metal	True	True	True	Results	% Rec	Results	% Rec	Results	% Rec
Aluminum	200	500	100	211	105.5	95.6	95.6	492	98.4
Antimony	6.0	20	3.0	5.9	98.3	2.4	80.0	19.7	98.5
Arsenic	8.0	20	3.0	9.8	122.5	3.4	113.3	21.0	105.0
Barium	200		4.0	207	103.5	4.1	102.5		
Beryllium	2.0		1.0	2.1	105.0	1.0	100.0		
Bismuth	20								
Boron	100		10	anr					
Cadmium	3.0		1.0	3.4	113.3	1.1	110.0		
Calcium	5000		1000	5250	105.0	1040	104.0		
Chromium	10		2.0	10.7	107.0	2.0	100.0		
Cobalt	50		3.0	52.9	105.8	3.2	106.7		
Copper	10		2.0	9.5	95.0	1.4	70.0		
Iron	100	500		106	106.0			536	107.2
Lead	3.0	20	2.5	2.3	76.7	1.3	52.0*(a)	20.3	101.5
Lithium	20								
Magnesium	5000		100	5310	106.2	104	104.0		
Manganese	15		3.0	16.0	106.7	3.1	103.3		
Molybdenum	20								
Nickel	10		4.0	10.9	109.0	4.1	102.5		
Palladium	50								
Potassium	5000		2000	4910	98.2	2010	100.5		
Selenium	10	20	5.0	10.3	103.0	5.0	100.0	20.2	101.0
Silicon	200								
Silver	5.0		1.0	5.1	102.0	0.90	90.0		
Sodium	5000		1000	5000	100.0	964	96.4		
Sulfur	50								
Strontium	10								
Thallium	10		2.0	9.5	95.0	1.8	90.0		
Tin	10								
Titanium	10								
Tungsten	50								
Vanadium	50		2.0	54.1	108.2	2.0	100.0		
Zinc	20		10	17.6	88.0	6.9	69.0*(a)		

LOW CALIBRATION CHECK STANDARDS SUMMARY

Login Number: JB70128
Account: LANGAN - Langan Engineering & Environmental
Project: Carroll Gardens, 363-365 Bond Street, Brooklyn, NY

File ID: SA062614M1.ICP Date Analyzed: 06/26/14 Methods: EPA 200.7, SW846 6010C
QC Limits: 70 to 130 % Recovery Run ID: MA34328 Units: ug/l

Time:				02:25		02:31		02:38	
Sample ID:	CRI	CRIA	CRID	CRI3		CRID3		CRIA3	
Metal	True	True	True	Results	% Rec	Results	% Rec	Results	% Rec
Zirconium	10		5.0						

(*) Outside of QC limits
(anr) Analyte not requested
(a) No samples reported for this element at this RL in the area bracketed by this QC.

INTERFERING ELEMENT CHECK STANDARDS SUMMARY
Part 1 - ICSA and ICSAB Standards

Login Number: JB70128
Account: LANGAN - Langan Engineering & Environmental
Project: Carroll Gardens, 363-365 Bond Street, Brooklyn, NY

File ID: SA062614M1.ICP Date Analyzed: 06/26/14 Methods: EPA 200.7, SW846 6010C
QC Limits: 80 to 120 % Recovery Run ID: MA34328 Units: ug/l

Time:			11:05		11:11		18:55		19:01	
Sample ID:	ICSA	ICSAB	ICSA1		ICSAB1		ICSA2		ICSAB2	
Metal	True	True	Results	% Rec	Results	% Rec	Results	% Rec	Results	% Rec
Aluminum	500000	500000	490000	98.0	488000	97.6	502000	100.4	495000	99.0
Antimony		1000	0.0		1050	105.0	0.50		1060	106.0
Arsenic		1000	0.40		1080	108.0	0.20		1090	109.0
Barium		500	-0.40		504	100.8	-0.30		505	101.0
Beryllium		500	0.0		509	101.8	0.0		511	102.2
Bismuth		500	13.0		582	116.4	14.6		587	117.4
Boron			-0.10		0.30		0.60		-0.40	
Cadmium		1000	3.1		1030	103.0	3.1		1040	104.0
Calcium	400000	400000	382000	95.5	369000	92.3	383000	95.8	373000	93.3
Chromium		500	-0.40		473	94.6	-0.60		476	95.2
Cobalt		500	-1.0		488	97.6	-1.1		491	98.2
Copper		500	1.4		526	105.2	1.3		529	105.8
Iron	200000	200000	180000	90.0	184000	92.0	181000	90.5	188000	94.0
Lead		1000	-0.90		967	96.7	1.4		975	97.5
Lithium		500	9.3		547	109.4	8.8		543	108.6
Magnesium	500000	500000	521000	104.2	519000	103.8	526000	105.2	522000	104.4
Manganese		500	-0.20		503	100.6	-0.30		506	101.2
Molybdenum		500	-2.3		509	101.8	-2.1		514	102.8
Nickel		1000	-1.5		987	98.7	-1.9		996	99.6
Palladium		500	-0.40		549	109.8	-0.70		552	110.4
Potassium			105		82.5		94.0		109	
Selenium		1000	4.9		1100	110.0	5.9		1110	111.0
Silicon			13.9		4.8		14.8		4.5	
Silver		1000	0.70		1040	104.0	1.0		1050	105.0
Sodium			12.8		18.2		-13		-9.9	
Sulfur		500	44.2		542	108.4	46.1		551	110.2
Strontium			-6.4		-6.1		-6.3		-6.3	
Thallium		1000	0.20		994	99.4	1.1		1000	100.0
Tin			-0.80		0.10		-0.70		-0.50	
Titanium			0.80		0.80		0.70		0.90	
Tungsten		500	4.1		515	103.0	3.7		516	103.2
Vanadium		500	0.50		485	97.0	0.70		489	97.8
Zinc		1000	-5.8		982	98.2	-5.9		996	99.6

INTERFERING ELEMENT CHECK STANDARDS SUMMARY
Part 1 - ICSA and ICSAB Standards

Login Number: JB70128
Account: LANGAN - Langan Engineering & Environmental
Project: Carroll Gardens, 363-365 Bond Street, Brooklyn, NY

File ID: SA062614M1.ICP Date Analyzed: 06/26/14 Methods: EPA 200.7, SW846 6010C
QC Limits: 80 to 120 % Recovery Run ID: MA34328 Units: ug/l

Time:			11:05		11:11		18:55		19:01	
Sample ID:	ICSA	ICSAB	ICSA1		ICSAB1		ICSA2		ICSAB2	
Metal	True	True	Results	% Rec	Results	% Rec	Results	% Rec	Results	% Rec
Zirconium		500	7.3		586	117.2	7.3		587	117.4

(*) Outside of QC limits
(anr) Analyte not requested

Accutest Laboratories Instrument Runlog
Inorganics Analyses

Login Number: JB70128
Account: LANGAN - Langan Engineering & Environmental
Project: Carroll Gardens, 363-365 Bond Street, Brooklyn, NY

File ID: SB062614M1.ICP Date Analyzed: 06/26/14 Methods: EPA 200.7, SW846 6010C
Analyst: RR Run ID: MA34331
Parameters: Al,Sb,As,Ba,Be,Cd,Ca,Cr,Co,Cu,Fe,Pb,Mg,Mn,Ni,K,Se,Ag,Na,Tl,V,Zn

Time	Sample Description	Dilution Factor	PS Recov	Comments
12:57	MA34331-STD1	1		STDA
13:03	MA34331-STD2	1		STDB
13:10	ZZZZZZ	1		
13:16	ZZZZZZ	1		
13:22	MA34331-ICV1	1		
13:28	MA34331-ICB1	1		
13:34	MA34331-CCV1	1		
13:40	MA34331-CCB1	1		
13:47	MA34331-CRI1	1		
13:53	MA34331-CRID1	1		
13:59	MA34331-CRIA1	1		
14:06	MA34331-ICSA1	1		
14:12	MA34331-ICSAB1	1		
14:18	MA34331-CCV2	1		
14:24	MA34331-CCB2	1		
14:31	ZZZZZZ	1		
14:38	MA34331-CRI2	1		
14:45	MA34331-CRID2	1		
14:51	ZZZZZZ	1		
14:57	ZZZZZZ	1		
15:04	ZZZZZZ	1		
15:10	ZZZZZZ	1		
15:16	MA34331-CCV3	1		
15:23	MA34331-CCB3	1		
15:29	ZZZZZZ	1		
15:35	ZZZZZZ	1		
15:42	ZZZZZZ	1		
15:48	ZZZZZZ	2		
15:54	ZZZZZZ	1		
16:00	ZZZZZZ	1		
16:06	ZZZZZZ	2		
16:12	ZZZZZZ	1		
16:19	MP80281-MB1	1		

Accutest Laboratories Instrument Runlog
Inorganics Analyses

Login Number: JB70128
Account: LANGAN - Langan Engineering & Environmental
Project: Carroll Gardens, 363-365 Bond Street, Brooklyn, NY

File ID: SB062614M1.ICP Date Analyzed: 06/26/14 Methods: EPA 200.7, SW846 6010C
Analyst: RR Run ID: MA34331
Parameters: Al,Sb,As,Ba,Be,Cd,Ca,Cr,Co,Cu,Fe,Pb,Mg,Mn,Ni,K,Se,Ag,Na,Tl,V,Zn

Time	Sample Description	Dilution Factor	PS Recov	Comments
16:25	MA34331-CCV4	1		
16:31	MA34331-CCB4	1		
16:37	MP80281-LC1	1		
16:44	MP80281-S1	1		
16:50	MP80281-S1	5		
16:56	MP80281-S2	1		
17:02	MP80281-S2	5		
17:08	JB69865-6	1		(sample used for QC only; not part of login JB70128)
17:15	JB69865-6	5		(sample used for QC only; not part of login JB70128)
17:21	MP80281-SD1	5		
17:27	MP80281-SD1	25		
17:34	MA34331-CCV5	1		
17:40	MA34331-CCB5	1		
17:46	ZZZZZZ	3		
17:52	ZZZZZZ	10		
17:58	ZZZZZZ	5		
18:05	ZZZZZZ	10		
18:11	ZZZZZZ	25		
18:17	ZZZZZZ	1		
18:23	MP80268-S2	2		
18:29	ZZZZZZ	2		
18:35	ZZZZZZ	2		
18:42	MA34331-CCV6	1		
18:48	MA34331-CCB6	1		
18:54	ZZZZZZ	10		
19:00	ZZZZZZ	10		
19:07	ZZZZZZ	10		
19:13	ZZZZZZ	1		
19:19	MP80276-S1	5		
19:25	MP80276-S2	5		
19:31	JB69784-1	5		(sample used for QC only; not part of login JB70128)
19:38	MP80276-SD1	25		
19:44	ZZZZZZ	5		

Accutest Laboratories Instrument Runlog
Inorganics Analyses

Login Number: JB70128
Account: LANGAN - Langan Engineering & Environmental
Project: Carroll Gardens, 363-365 Bond Street, Brooklyn, NY

File ID: SB062614M1.ICP Date Analyzed: 06/26/14 Methods: EPA 200.7, SW846 6010C
Analyst: RR Run ID: MA34331
Parameters: Al,Sb,As,Ba,Be,Cd,Ca,Cr,Co,Cu,Fe,Pb,Mg,Mn,Ni,K,Se,Ag,Na,Tl,V,Zn

Time	Sample Description	Dilution Factor	PS Recov	Comments
19:50	MA34331-CCV7	1		
19:56	MA34331-CCB7	1		
20:02	ZZZZZZ	3		
20:08	ZZZZZZ	2		
20:15	MP80306-MB1	1		
20:21	MP80306-MB2	1		
20:27	MP80306-LC1	1		
20:33	MP80306-LC2	1		
20:39	MP80306-S1	1		
20:45	MP80306-S2	1		
20:52	JB70163-1	1		(sample used for QC only; not part of login JB70128)
20:58	MA34331-CCV8	1		
21:04	MA34331-CCB8	1		
21:10	MA34331-CRI3	1		
21:16	MA34331-CRID3	1		
21:23	MA34331-CRIA2	1		
21:29	MA34331-ICSA2	1		
21:35	MA34331-ICSAB2	1		
21:42	ZZZZZZ	1		
21:48	ZZZZZZ	1		
21:54	ZZZZZZ	1		
22:01	ZZZZZZ	1		
22:07	MA34331-CCV9	1		
22:13	MA34331-CCB9	1		ZN CCB out.
22:19	MP80306-SD1	5		zn ccb out.see rerun.
22:26	ZZZZZZ	1		
22:32	ZZZZZZ	1		
22:39	MA34331-CCV10	1		
22:46	MA34331-CCB10	1		
22:52	MP80306-SD1	1		rerun for zn.no dilution factor.
22:58	ZZZZZZ	1		
23:04	ZZZZZZ	1		
23:11	ZZZZZZ	1		

Accutest Laboratories Instrument Runlog
Inorganics Analyses

Login Number: JB70128
Account: LANGAN - Langan Engineering & Environmental
Project: Carroll Gardens, 363-365 Bond Street, Brooklyn, NY

File ID: SB062614M1.ICP Date Analyzed: 06/26/14 Methods: EPA 200.7, SW846 6010C
Analyst: RR Run ID: MA34331
Parameters: Al,Sb,As,Ba,Be,Cd,Ca,Cr,Co,Cu,Fe,Pb,Mg,Mn,Ni,K,Se,Ag,Na,Tl,V,Zn

Time	Sample Description	Dilution Factor	PS Recov	Comments
23:17	ZZZZZZ	1		
23:23	ZZZZZZ	1		
23:29	ZZZZZZ	1		
23:36	ZZZZZZ	1		
23:42	ZZZZZZ	1		
23:48	MA34331-CCV11	1		
23:54	MA34331-CCB11	1		
00:00	ZZZZZZ	1		
00:07	ZZZZZZ	1		
00:13	ZZZZZZ	1		
00:19	JB70128-8	1		
00:25	JB70128-14	1		
---------->	Last reportable sample/prep for job JB70128			
00:32	ZZZZZZ	1		
00:38	ZZZZZZ	1		
00:44	ZZZZZZ	1		
00:50	ZZZZZZ	1		
00:56	MA34331-CCV12	1		
01:02	MA34331-CCB12	1		
01:09	ZZZZZZ	1		
01:15	MP80308-MB1	1		
01:21	MP80308-LC1	1		
01:27	MP80308-S1	1		
01:33	MP80308-S2	1		
01:40	JB70131-4	1		(sample used for QC only; not part of login JB70128)
01:40	ZZZZZZ	1		
01:46	MP80308-SD1	5		
01:52	ZZZZZZ	1		
01:58	ZZZZZZ	1		
02:04	ZZZZZZ	1		
02:11	MA34331-CCV13	1		
02:17	MA34331-CCB13	1		
02:23	ZZZZZZ	1		
02:29	ZZZZZZ	1		

Accutest Laboratories Instrument Runlog
Inorganics Analyses

Login Number: JB70128
Account: LANGAN - Langan Engineering & Environmental
Project: Carroll Gardens, 363-365 Bond Street, Brooklyn, NY

File ID: SB062614M1.ICP Date Analyzed: 06/26/14 Methods: EPA 200.7, SW846 6010C
Analyst: RR Run ID: MA34331
Parameters: Al,Sb,As,Ba,Be,Cd,Ca,Cr,Co,Cu,Fe,Pb,Mg,Mn,Ni,K,Se,Ag,Na,Tl,V,Zn

Time	Sample Description	Dilution Factor	PS Recov	Comments
02:35	ZZZZZZ	1		
02:42	ZZZZZZ	1		
02:48	ZZZZZZ	1		
02:54	ZZZZZZ	1		
03:00	ZZZZZZ	1		
03:07	ZZZZZZ	1		
03:07	JB70131-4	1		(sample used for QC only; not part of login JB70128)
03:13	ZZZZZZ	1		
03:19	ZZZZZZ	1		
03:25	MA34331-CCV14	1		
03:31	MA34331-CCB14	1		TL CCB OUT 2PPB
03:38	ZZZZZZ	1		
03:44	ZZZZZZ	1		
03:50	ZZZZZZ	1		
03:57	ZZZZZZ	1		
04:03	ZZZZZZ	1		
04:09	ZZZZZZ	1		
04:16	MA34331-CCV15	1		
04:22	MA34331-CCB15	1		
04:28	MA34331-CRI4	1		
04:34	MA34331-CRID4	1		
04:40	MA34331-CRIA3	1		
04:47	MA34331-CCV16	1		
04:53	MA34331-CCB16	1		
---------->	Last reportable CCB for job JB70128			
04:59	ZZZZZZ	1		
05:06	ZZZZZZ	1		
05:12	ZZZZZZ	1		
05:18	ZZZZZZ	1		
05:25	ZZZZZZ	1		

Refer to raw data for calibration curve and standards.

INTERNAL STANDARD SUMMARY

Login Number: JB70128
Account: LANGAN - Langan Engineering & Environmental
Project: Carroll Gardens, 363-365 Bond Street, Brooklyn, NY

File ID: SB062614M1.ICP Date Analyzed: 06/26/14 Methods: EPA 200.7, SW846 6010C
Analyst: RR Run ID: MA34331
Parameters: Al,Sb,As,Ba,Be,Cd,Ca,Cr,Co,Cu,Fe,Pb,Mg,Mn,Ni,K,Se,Ag,Na,Tl,V,Zn

Time	Sample Description	Istd#1	Istd#2	Istd#3	Istd#4
12:57	MA34331-STD1	1972 R	104940 R	13740 R	6733 R
13:03	MA34331-STD2	1800	92973	13293	5692
13:10	ZZZZZZ	1872	96558	13422	5966
13:16	ZZZZZZ	1970	103930	13603	6708
13:22	MA34331-ICV1	1887	98747	13708	6020
13:28	MA34331-ICB1	1977	104850	13842	6714
13:34	MA34331-CCV1	1848	95866	13423	5902
13:40	MA34331-CCB1	1932	103640	13614	6593
13:47	MA34331-CRI1	1926	102090	13543	6476
13:53	MA34331-CRID1	1948	103210	13567	6602
13:59	MA34331-CRIA1	1971	104420	13813	6670
14:06	MA34331-ICSA1	1677	88088	12724	5198
14:12	MA34331-ICSAB1	1669	89349	12908	5194
14:18	MA34331-CCV2	1874	97576	13488	5971
14:24	MA34331-CCB2	1949	103440	13660	6644
14:31	ZZZZZZ	1936	101890	13466	6532
14:38	MA34331-CRI2	1912	102160	13628	6419
14:45	MA34331-CRID2	1957	103580	13723	6619
14:51	ZZZZZZ	1843	98731	13784	6104
14:57	ZZZZZZ	1799	96329	13672	5900
15:04	ZZZZZZ	1683	93710	13790	5611
15:10	ZZZZZZ	1665	91347	13566	5588
15:16	MA34331-CCV3	1826	95015	13381	5856
15:23	MA34331-CCB3	1919	102920	13419	6553
15:29	ZZZZZZ	1928	105160	13736	6640
15:35	ZZZZZZ	1808	97813	13335	5983
15:42	ZZZZZZ	1836	99196	13506	6058
15:48	ZZZZZZ	1783	96172	13246	5899
15:54	ZZZZZZ	1765	95529	13161	5777
16:00	ZZZZZZ	1715	91910	13106	5513
16:06	ZZZZZZ	1786	96405	13238	5889
16:12	ZZZZZZ	1651	88986	13000	5265
16:19	MP80281-MB1	1918	102220	13690	6587

INTERNAL STANDARD SUMMARY

Login Number: JB70128
Account: LANGAN - Langan Engineering & Environmental
Project: Carroll Gardens, 363-365 Bond Street, Brooklyn, NY

File ID: SB062614M1.ICP Date Analyzed: 06/26/14 Methods: EPA 200.7, SW846 6010C
Analyst: RR Run ID: MA34331
Parameters: Al,Sb,As,Ba,Be,Cd,Ca,Cr,Co,Cu,Fe,Pb,Mg,Mn,Ni,K,Se,Ag,Na,Tl,V,Zn

Time	Sample Description	Istd#1	Istd#2	Istd#3	Istd#4
16:25	MA34331-CCV4	1889	99272	13590	6059
16:31	MA34331-CCB4	1939	104000	13494	6622
16:37	MP80281-LC1	1906	101710	13594	6386
16:44	MP80281-S1	1659	88265	13075	5024
16:50	MP80281-S1	1869	98726	13676	5976
16:56	MP80281-S2	1663	88131	13188	5033
17:02	MP80281-S2	1863	97491	13661	5952
17:08	JB69865-6	1692	89396	13109	5139
17:15	JB69865-6	1855	97633	13394	5958
17:21	MP80281-SD1	1855	97371	13267	5971
17:27	MP80281-SD1	1911	98632	13512	6389
17:34	MA34331-CCV5	1881	99135	13599	6030
17:40	MA34331-CCB5	1968	103350	13587	6691
17:46	ZZZZZZ	1848	97860	13337	5999
17:52	ZZZZZZ	1903	101170	13549	6226
17:58	ZZZZZZ	1912	100820	13501	6267
18:05	ZZZZZZ	1878	100170	13306	6160
18:11	ZZZZZZ	1857	97716	13353	5950
18:17	ZZZZZZ	1954	104220	13620	6676
18:23	MP80268-S2	1760	94756	13130	5911
18:29	ZZZZZZ	1833	97441	13399	6152
18:35	ZZZZZZ	1796	97121	13582	5683
18:42	MA34331-CCV6	1882	98812	13414	6025
18:48	MA34331-CCB6	1958	104370	13585	6656
18:54	ZZZZZZ	1896	100250	13501	6198
19:00	ZZZZZZ	1927	102120	13379	6393
19:07	ZZZZZZ	1887	100810	13394	6278
19:13	ZZZZZZ	1967	105670	13599	6719
19:19	MP80276-S1	1935	100950	13654	6393
19:25	MP80276-S2	1924	100340	13477	6372
19:31	JB69784-1	1970	104600	13771	6537
19:38	MP80276-SD1	1964	103480	13277	6587
19:44	ZZZZZZ	1940	102590	13605	6453

INTERNAL STANDARD SUMMARY

Login Number: JB70128
Account: LANGAN - Langan Engineering & Environmental
Project: Carroll Gardens, 363-365 Bond Street, Brooklyn, NY

File ID: SB062614M1.ICP Date Analyzed: 06/26/14 Methods: EPA 200.7, SW846 6010C
Analyst: RR Run ID: MA34331
Parameters: Al,Sb,As,Ba,Be,Cd,Ca,Cr,Co,Cu,Fe,Pb,Mg,Mn,Ni,K,Se,Ag,Na,Tl,V,Zn

Time	Sample Description	Istd#1	Istd#2	Istd#3	Istd#4
19:50	MA34331-CCV7	1875	97214	13255	5982
19:56	MA34331-CCB7	1963	103670	13317	6675
20:02	ZZZZZZ	1957	102520	13682	6459
20:08	ZZZZZZ	1946	101890	13716	6455
20:15	MP80306-MB1	1964	104770	13565	6702
20:21	MP80306-MB2	1951	103940	13387	6667
20:27	MP80306-LC1	1937	103100	13547	6476
20:33	MP80306-LC2	1934	102740	13403	6482
20:39	MP80306-S1	1883	99681	13391	6127
20:45	MP80306-S2	1872	98826	13363	6096
20:52	JB70163-1	1925	101880	13402	6407
20:58	MA34331-CCV8	1909	97941	13343	6074
21:04	MA34331-CCB8	1974	105090	13255	6736
21:10	MA34331-CRI3	1950	103800	13309	6563
21:16	MA34331-CRID3	1972	104320	13271	6675
21:23	MA34331-CRIA2	1988	105120	13456	6736
21:29	MA34331-ICSA2	1736	89314	12630	5350
21:35	MA34331-ICSAB2	1712	89618	12596	5303
21:42	ZZZZZZ	1991	103860	13524	6749
21:48	ZZZZZZ	1981	104630	13312	6731
21:54	ZZZZZZ	1962	103720	13267	6736
22:01	ZZZZZZ	2010	104780	13461	6779
22:07	MA34331-CCV9	1897	97259	13171	6027
22:13	MA34331-CCB9	2001	104340	13353	6759
22:19	MP80306-SD1	1971	103320	13306	6669
22:26	ZZZZZZ	1974	104710	13321	6727
22:32	ZZZZZZ	1895	100430	13298	6234
22:39	MA34331-CCV10	1901	98333	13128	6063
22:46	MA34331-CCB10	2021	106650	13458	6844
22:52	MP80306-SD1	No results reported for the elements associated with this internal standard.			
22:58	ZZZZZZ	1993	105760	13389	6786
23:04	ZZZZZZ	No results reported for the elements associated with this internal standard.			
23:11	ZZZZZZ	1866	96994	13087	5935

INTERNAL STANDARD SUMMARY

Login Number: JB70128
Account: LANGAN - Langan Engineering & Environmental
Project: Carroll Gardens, 363-365 Bond Street, Brooklyn, NY

File ID: SB062614M1.ICP Date Analyzed: 06/26/14 Methods: EPA 200.7, SW846 6010C
Analyst: RR Run ID: MA34331
Parameters: Al,Sb,As,Ba,Be,Cd,Ca,Cr,Co,Cu,Fe,Pb,Mg,Mn,Ni,K,Se,Ag,Na,Tl,V,Zn

Time	Sample Description	Istd#1	Istd#2	Istd#3	Istd#4
23:17	ZZZZZZ	1920	100230	13565	6349
23:23	ZZZZZZ	1892	100140	13144	6231
23:29	ZZZZZZ	1923	101350	13310	6332
23:36	ZZZZZZ	1881	98812	13178	6148
23:42	ZZZZZZ	1906	101970	13255	6406
23:48	MA34331-CCV11	1908	99069	13173	6088
23:54	MA34331-CCB11	2009	104300	13337	6791
00:00	ZZZZZZ	1929	107320	13425	6476
00:07	ZZZZZZ	1791	95342	12971	5708
00:13	ZZZZZZ	1934	102330	13208	6453
00:19	JB70128-8	1989	105290	13282	6778
00:25	JB70128-14	1994	104950	13272	6771
00:32	ZZZZZZ	1950	102580	13366	6499
00:38	ZZZZZZ	1960	103570	13332	6541
00:44	ZZZZZZ	1949	103220	13306	6507
00:50	ZZZZZZ	1932	102620	13180	6497
00:56	MA34331-CCV12	1899	97751	13001	6052
01:02	MA34331-CCB12	1996	104840	13134	6763
01:09	ZZZZZZ	1931	102280	13261	6484
01:15	MP80308-MB1	1980	105650	13273	6758
01:21	MP80308-LC1	1938	102150	13128	6455
01:27	MP80308-S1	1911	100290	13129	6143
01:33	MP80308-S2	1892	99788	12955	6092
01:40	JB70131-4	1963	103380	13222	6475
01:40	ZZZZZZ	1963	103380	13222	6475
01:46	MP80308-SD1	2007	105680	13342	6779
01:52	ZZZZZZ	1891	100210	12898	6229
01:58	ZZZZZZ	1945	102570	13153	6562
02:04	ZZZZZZ	1898	100590	13067	6290
02:11	MA34331-CCV13	1914	98529	13121	6104
02:17	MA34331-CCB13	1994	104740	13190	6782
02:23	ZZZZZZ	1984	105970	13243	6794
02:29	ZZZZZZ	1931	102010	13133	6356

INTERNAL STANDARD SUMMARY

Login Number: JB70128
Account: LANGAN - Langan Engineering & Environmental
Project: Carroll Gardens, 363-365 Bond Street, Brooklyn, NY

File ID: SB062614M1.ICP Date Analyzed: 06/26/14 Methods: EPA 200.7, SW846 6010C
Analyst: RR Run ID: MA34331
Parameters: Al,Sb,As,Ba,Be,Cd,Ca,Cr,Co,Cu,Fe,Pb,Mg,Mn,Ni,K,Se,Ag,Na,Tl,V,Zn

Time	Sample Description	Istd#1	Istd#2	Istd#3	Istd#4
02:35	ZZZZZZ	1960	103400	13255	6499
02:42	ZZZZZZ	1972	103930	13294	6548
02:48	ZZZZZZ	1891	100220	13058	6243
02:54	ZZZZZZ	7742 !a	313360 !a	23669 !a	24086 !a
03:00	ZZZZZZ	1958	103590	13181	6513
03:07	ZZZZZZ	1974	104190	13228	6517
03:07	JB70131-4	1974	104190	13228	6517
03:13	ZZZZZZ	1984	105560	13222	6776
03:19	ZZZZZZ	1941	102140	13111	6382
03:25	MA34331-CCV14	1910	97675	12882	6076
03:31	MA34331-CCB14	1992	104830	12985	6773
03:38	ZZZZZZ	1976	103730	13250	6547
03:44	ZZZZZZ	1918	101730	12985	6361
03:50	ZZZZZZ	1435	75627	11999	4247 !a
03:57	ZZZZZZ	1598	83622	12406	4839
04:03	ZZZZZZ	1560	81040	12263	4652 !a
04:09	ZZZZZZ	1511	78308	12039	4477 !a
04:16	MA34331-CCV15	1897	98143	12724	6052
04:22	MA34331-CCB15	1996	104970	12874	6768
04:28	MA34331-CRI4	1959	102940	12714	6589
04:34	MA34331-CRID4	2009	105990	13051	6814
04:40	MA34331-CRIA3	1988	105260	12798	6749
04:47	MA34331-CCV16	1906	98852	12702	6083
04:53	MA34331-CCB16	1997	105890	12855	6798
04:59	ZZZZZZ	1986	105020	12824	6769
05:06	ZZZZZZ	1998	105470	12934	6772
05:12	ZZZZZZ	1996	106000	12894	6801
05:18	ZZZZZZ	1940	103630	12724	6769
05:25	ZZZZZZ	1996	107450	13094	6870

R = Reference for ISTD limits. ! = Outside limits.

LEGEND:

Istd#	Parameter	Limits
Istd#1	Yttrium (2243)	70-130 %
Istd#2	Yttrium (3600)	70-130 %
Istd#3	Yttrium (3710)	70-130 %
Istd#4	Indium	70-130 %

INTERNAL STANDARD SUMMARY

Login Number: JB70128
Account: LANGAN - Langan Engineering & Environmental
Project: Carroll Gardens, 363-365 Bond Street, Brooklyn, NY

File ID: SB062614M1.ICP Date Analyzed: 06/26/14 Methods: EPA 200.7, SW846 6010C
Analyst: RR Run ID: MA34331
Parameters: Al,Sb,As,Ba,Be,Cd,Ca,Cr,Co,Cu,Fe,Pb,Mg,Mn,Ni,K,Se,Ag,Na,Tl,V,Zn

Time	Sample Description	Istd#1	Istd#2	Istd#3	Istd#4

(a) No samples reported for the elements associated with this internal standard.

BLANK RESULTS SUMMARY
Part 1 - Initial and Continuing Calibration Blanks

Login Number: JB70128
Account: LANGAN - Langan Engineering & Environmental
Project: Carroll Gardens, 363-365 Bond Street, Brooklyn, NY

File ID: SB062614M1.ICP Date Analyzed: 06/26/14 Methods: EPA 200.7, SW846 6010C
QC Limits: result < RL Run ID: MA34331 Units: ug/l

Time:			13:28		13:40		14:24		15:23	
Sample ID:			ICB1		CCB1		CCB2		CCB3	
Metal	RL	IDL	raw	final	raw	final	raw	final	raw	final
Aluminum	200	7	0.80	<200	-1.6	<200	-3.4	<200	-5.8	<200
Antimony	6.0	1.4	0.70	<6.0	0.10	<6.0	0.80	<6.0	0.70	<6.0
Arsenic	3.0	1	0.20	<3.0	0.40	<3.0	1.0	<3.0	-0.10	<3.0
Barium	200	.2	0.10	<200	0.20	<200	0.20	<200	0.10	<200
Beryllium	1.0	.2	0.10	<1.0	0.10	<1.0	0.20	<1.0	0.0	<1.0
Bismuth	20	.8								
Boron	100	.8								
Cadmium	3.0	.2	0.20	<3.0	0.30	<3.0	0.30	<3.0	0.10	<3.0
Calcium	5000	10	2.4	<5000	2.9	<5000	0.0	<5000	1.5	<5000
Chromium	10	.5	0.10	<10	0.30	<10	0.20	<10	0.30	<10
Cobalt	50	.3	0.20	<50	-0.10	<50	0.10	<50	0.10	<50
Copper	10	1.1	0.0	<10	0.20	<10	0.30	<10	0.0	<10
Iron	100	3.4	1.3	<100	4.5	<100	3.4	<100	1.9	<100
Lead	3.0	1.3	-0.40	<3.0	-0.80	<3.0	-0.90	<3.0	-1.0	<3.0
Lithium	20	1.3								
Magnesium	5000	19	-18	<5000	-6.0	<5000	-12	<5000	-7.2	<5000
Manganese	15	.1	0.10	<15	0.20	<15	0.20	<15	0.0	<15
Molybdenum	20	.4								
Nickel	10	.5	-0.20	<10	-0.10	<10	-0.10	<10	0.0	<10
Palladium	50	1								
Potassium	10000	26	15.8	<10000	25.1	<10000	1.9	<10000	13.7	<10000
Selenium	10	2.6	-0.10	<10	0.40	<10	-0.30	<10	-0.30	<10
Silicon	200	7.7								
Silver	10	.5	0.0	<10	0.10	<10	0.10	<10	0.10	<10
Sodium	10000	7.5	1.5	<10000	4.7	<10000	0.20	<10000	7.0	<10000
Sulfur	50	3.5								
Strontium	10	.1								
Thallium	2.0	1.6	0.0	<2.0	-0.40	<2.0	1.9	<2.0	0.40	<2.0
Tin	10	.8								
Titanium	10	.5								
Tungsten	50	5.6								
Vanadium	50	.3	0.20	<50	0.0	<50	0.20	<50	-0.20	<50
Zinc	20	1.4	0.10	<20	0.30	<20	0.30	<20	0.10	<20

BLANK RESULTS SUMMARY
Part 1 - Initial and Continuing Calibration Blanks

Login Number: JB70128
Account: LANGAN - Langan Engineering & Environmental
Project: Carroll Gardens, 363-365 Bond Street, Brooklyn, NY

File ID: SB062614M1.ICP Date Analyzed: 06/26/14 Methods: EPA 200.7, SW846 6010C
QC Limits: result < RL Run ID: MA34331 Units: ug/l

Time:			13:28		13:40		14:24		15:23	
Sample ID:			ICB1		CCB1		CCB2		CCB3	
Metal	RL	IDL	raw	final	raw	final	raw	final	raw	final
Zirconium	10	.4								

(*) Outside of QC limits
(anr) Analyte not requested

BLANK RESULTS SUMMARY
Part 1 - Initial and Continuing Calibration Blanks

Login Number: JB70128
Account: LANGAN - Langan Engineering & Environmental
Project: Carroll Gardens, 363-365 Bond Street, Brooklyn, NY

File ID: SB062614M1.ICP Date Analyzed: 06/26/14 Methods: EPA 200.7, SW846 6010C
QC Limits: result < RL Run ID: MA34331 Units: ug/l

Time:			16:31		17:40		18:48		19:56	
Sample ID:			CCB4		CCB5		CCB6		CCB7	
Metal	RL	IDL	raw	final	raw	final	raw	final	raw	final
Aluminum	200	7	-8.3	<200	0.40	<200	-4.3	<200	-2.1	<200
Antimony	6.0	1.4	0.10	<6.0	0.70	<6.0	0.80	<6.0	1.2	<6.0
Arsenic	3.0	1	-0.50	<3.0	0.70	<3.0	0.10	<3.0	0.30	<3.0
Barium	200	.2	0.10	<200	0.30	<200	0.40	<200	0.40	<200
Beryllium	1.0	.2	-0.10	<1.0	0.20	<1.0	0.20	<1.0	0.20	<1.0
Bismuth	20	.8								
Boron	100	.8								
Cadmium	3.0	.2	0.10	<3.0	0.20	<3.0	0.30	<3.0	0.30	<3.0
Calcium	5000	10	2.1	<5000	0.80	<5000	6.6	<5000	5.3	<5000
Chromium	10	.5	0.10	<10	0.10	<10	-0.10	<10	0.40	<10
Cobalt	50	.3	0.0	<50	0.20	<50	0.40	<50	0.30	<50
Copper	10	1.1	-0.10	<10	0.0	<10	0.20	<10	0.0	<10
Iron	100	3.4	2.3	<100	5.6	<100	8.2	<100	7.2	<100
Lead	3.0	1.3	-0.10	<3.0	-0.40	<3.0	-0.10	<3.0	-0.50	<3.0
Lithium	20	1.3								
Magnesium	5000	19	-13	<5000	-7.2	<5000	-6.1	<5000	-20	<5000
Manganese	15	.1	0.0	<15	0.20	<15	0.60	<15	0.20	<15
Molybdenum	20	.4								
Nickel	10	.5	0.0	<10	-0.20	<10	0.20	<10	-0.10	<10
Palladium	50	1								
Potassium	10000	26	1.3	<10000	10.6	<10000	23.1	<10000	32.0	<10000
Selenium	10	2.6	-0.40	<10	0.50	<10	2.2	<10	0.20	<10
Silicon	200	7.7								
Silver	10	.5	0.0	<10	0.0	<10	0.10	<10	-0.10	<10
Sodium	10000	7.5	2.3	<10000	27.8	<10000	15.4	<10000	8.2	<10000
Sulfur	50	3.5								
Strontium	10	.1								
Thallium	2.0	1.6	0.50	<2.0	0.60	<2.0	1.5	<2.0	1.7	<2.0
Tin	10	.8								
Titanium	10	.5								
Tungsten	50	5.6								
Vanadium	50	.3	-0.30	<50	0.0	<50	0.10	<50	0.0	<50
Zinc	20	1.4	0.0	<20	0.20	<20	0.20	<20	0.20	<20

BLANK RESULTS SUMMARY
Part 1 - Initial and Continuing Calibration Blanks

Login Number: JB70128
Account: LANGAN - Langan Engineering & Environmental
Project: Carroll Gardens, 363-365 Bond Street, Brooklyn, NY

File ID: SB062614M1.ICP Date Analyzed: 06/26/14 Methods: EPA 200.7, SW846 6010C
QC Limits: result < RL Run ID: MA34331 Units: ug/l

Time: / Sample ID:			16:31 CCB4		17:40 CCB5		18:48 CCB6		19:56 CCB7	
Metal	RL	IDL	raw	final	raw	final	raw	final	raw	final
Zirconium	10	.4								

(*) Outside of QC limits
(anr) Analyte not requested

BLANK RESULTS SUMMARY
Part 1 - Initial and Continuing Calibration Blanks

Login Number: JB70128
Account: LANGAN - Langan Engineering & Environmental
Project: Carroll Gardens, 363-365 Bond Street, Brooklyn, NY

File ID: SB062614M1.ICP Date Analyzed: 06/26/14 Methods: EPA 200.7, SW846 6010C
QC Limits: result < RL Run ID: MA34331 Units: ug/l

Time: / Sample ID:			21:04 CCB8		22:13 CCB9		22:46 CCB10		23:54 CCB11	
Metal	RL	IDL	raw	final	raw	final	raw	final	raw	final
Aluminum	200	7	-2.3	<200	-3.4	<200	-2.8	<200	1.2	<200
Antimony	6.0	1.4	1.1	<6.0	0.70	<6.0	0.50	<6.0	0.70	<6.0
Arsenic	3.0	1	0.50	<3.0	0.50	<3.0	-0.30	<3.0	0.30	<3.0
Barium	200	.2	0.40	<200	0.0	<200	0.20	<200	0.20	<200
Beryllium	1.0	.2	0.20	<1.0	0.0	<1.0	0.10	<1.0	0.0	<1.0
Bismuth	20	.8								
Boron	100	.8								
Cadmium	3.0	.2	0.30	<3.0	0.10	<3.0	0.10	<3.0	0.20	<3.0
Calcium	5000	10	8.0	<5000	3.0	<5000	2.3	<5000	1.1	<5000
Chromium	10	.5	0.20	<10	0.20	<10	0.30	<10	0.20	<10
Cobalt	50	.3	0.10	<50	0.0	<50	0.0	<50	0.10	<50
Copper	10	1.1	0.0	<10	0.10	<10	-0.10	<10	-0.20	<10
Iron	100	3.4	6.4	<100	1.9	<100	3.9	<100	4.0	<100
Lead	3.0	1.3	0.80	<3.0	-0.10	<3.0	0.20	<3.0	-0.30	<3.0
Lithium	20	1.3								
Magnesium	5000	19	-9.9	<5000	-10	<5000	-1.6	<5000	-6.3	<5000
Manganese	15	.1	0.30	<15	0.10	<15	0.10	<15	0.10	<15
Molybdenum	20	.4								
Nickel	10	.5	0.20	<10	0.60	<10	0.0	<10	0.0	<10
Palladium	50	1								
Potassium	10000	26	33.3	<10000	-4.6	<10000	12.0	<10000	2.3	<10000
Selenium	10	2.6	-0.60	<10	-0.40	<10	0.20	<10	-0.20	<10
Silicon	200	7.7								
Silver	10	.5	0.0	<10	-0.10	<10	-0.10	<10	0.0	<10
Sodium	10000	7.5	16.1	<10000	-5.2	<10000	1.4	<10000	-6.1	<10000
Sulfur	50	3.5								
Strontium	10	.1								
Thallium	2.0	1.6	1.7	<2.0	0.50	<2.0	0.30	<2.0	1.5	<2.0
Tin	10	.8								
Titanium	10	.5								
Tungsten	50	5.6								
Vanadium	50	.3	0.20	<50	-0.10	<50	-0.20	<50	-0.10	<50
Zinc	20	1.4	0.30	<20	24.9	* (a)	0.10	<20	0.10	<20

BLANK RESULTS SUMMARY
Part 1 - Initial and Continuing Calibration Blanks

Login Number: JB70128
Account: LANGAN - Langan Engineering & Environmental
Project: Carroll Gardens, 363-365 Bond Street, Brooklyn, NY

File ID: SB062614M1.ICP Date Analyzed: 06/26/14 Methods: EPA 200.7, SW846 6010C
QC Limits: result < RL Run ID: MA34331 Units: ug/l

Time:			21:04		22:13		22:46		23:54	
Sample ID:			CCB8		CCB9		CCB10		CCB11	
Metal	RL	IDL	raw	final	raw	final	raw	final	raw	final
Zirconium	10	.4								

(*) Outside of QC limits
(anr) Analyte not requested
(a) No samples reported for this element in the area bracketed by this QC.

BLANK RESULTS SUMMARY
Part 1 - Initial and Continuing Calibration Blanks

Login Number: JB70128
Account: LANGAN - Langan Engineering & Environmental
Project: Carroll Gardens, 363-365 Bond Street, Brooklyn, NY

File ID: SB062614M1.ICP Date Analyzed: 06/26/14 Methods: EPA 200.7, SW846 6010C
QC Limits: result < RL Run ID: MA34331 Units: ug/l

Time: / Sample ID:			01:02 CCB12		02:17 CCB13		03:31 CCB14		04:22 CCB15	
Metal	RL	IDL	raw	final	raw	final	raw	final	raw	final
Aluminum	200	7	-7.9	<200	-4.9	<200	-1.2	<200	2.3	<200
Antimony	6.0	1.4	0.70	<6.0	1.4	<6.0	0.80	<6.0	0.80	<6.0
Arsenic	3.0	1	0.50	<3.0	0.80	<3.0	0.50	<3.0	0.90	<3.0
Barium	200	.2	0.20	<200	0.0	<200	0.30	<200	0.40	<200
Beryllium	1.0	.2	0.0	<1.0	0.0	<1.0	0.10	<1.0	0.20	<1.0
Bismuth	20	.8								
Boron	100	.8								
Cadmium	3.0	.2	0.0	<3.0	0.0	<3.0	0.20	<3.0	0.30	<3.0
Calcium	5000	10	1.8	<5000	6.8	<5000	9.3	<5000	8.8	<5000
Chromium	10	.5	0.0	<10	0.10	<10	0.40	<10	0.20	<10
Cobalt	50	.3	0.10	<50	0.30	<50	0.10	<50	0.20	<50
Copper	10	1.1	-0.20	<10	-0.10	<10	0.20	<10	0.0	<10
Iron	100	3.4	0.80	<100	2.1	<100	4.2	<100	4.4	<100
Lead	3.0	1.3	-0.70	<3.0	-0.60	<3.0	-0.40	<3.0	0.0	<3.0
Lithium	20	1.3								
Magnesium	5000	19	-15	<5000	-11	<5000	2.3	<5000	-21	<5000
Manganese	15	.1	0.0	<15	0.10	<15	0.20	<15	0.30	<15
Molybdenum	20	.4								
Nickel	10	.5	0.10	<10	0.30	<10	0.60	<10	0.60	<10
Palladium	50	1								
Potassium	10000	26	-19	<10000	-5.7	<10000	0.40	<10000	69.2	<10000
Selenium	10	2.6	-0.10	<10	0.10	<10	-0.80	<10	0.50	<10
Silicon	200	7.7								
Silver	10	.5	0.0	<10	0.0	<10	-0.10	<10	-0.20	<10
Sodium	10000	7.5	-5.4	<10000	-3.2	<10000	2.7	<10000	121	<10000
Sulfur	50	3.5								
Strontium	10	.1								
Thallium	2.0	1.6	1.0	<2.0	0.30	<2.0	2.1	* (a)	1.0	<2.0
Tin	10	.8								
Titanium	10	.5								
Tungsten	50	5.6								
Vanadium	50	.3	-0.40	<50	-0.10	<50	0.0	<50	0.0	<50
Zinc	20	1.4	-0.10	<20	0.0	<20	0.20	<20	0.10	<20

BLANK RESULTS SUMMARY
Part 1 - Initial and Continuing Calibration Blanks

Login Number: JB70128
Account: LANGAN - Langan Engineering & Environmental
Project: Carroll Gardens, 363-365 Bond Street, Brooklyn, NY

File ID: SB062614M1.ICP Date Analyzed: 06/26/14 Methods: EPA 200.7, SW846 6010C
QC Limits: result < RL Run ID: MA34331 Units: ug/l

Time: / Sample ID:			01:02 CCB12		02:17 CCB13		03:31 CCB14		04:22 CCB15	
Metal	RL	IDL	raw	final	raw	final	raw	final	raw	final
Zirconium	10	.4								

(*) Outside of QC limits
(anr) Analyte not requested
(a) No TLNJ samples reported for this element in the area bracketed by this QC.

BLANK RESULTS SUMMARY
Part 1 - Initial and Continuing Calibration Blanks

Login Number: JB70128
Account: LANGAN - Langan Engineering & Environmental
Project: Carroll Gardens, 363-365 Bond Street, Brooklyn, NY

File ID: SB062614M1.ICP Date Analyzed: 06/26/14 Methods: EPA 200.7, SW846 6010C
QC Limits: result < RL Run ID: MA34331 Units: ug/l

Time:			04:53	
Sample ID:			CCB16	
Metal	RL	IDL	raw	final
Aluminum	200	7	-3.0	<200
Antimony	6.0	1.4	1.2	<6.0
Arsenic	3.0	1	0.50	<3.0
Barium	200	.2	0.50	<200
Beryllium	1.0	.2	0.30	<1.0
Bismuth	20	.8		
Boron	100	.8		
Cadmium	3.0	.2	0.30	<3.0
Calcium	5000	10	14.5	<5000
Chromium	10	.5	0.30	<10
Cobalt	50	.3	0.30	<50
Copper	10	1.1	0.40	<10
Iron	100	3.4	6.2	<100
Lead	3.0	1.3	-0.30	<3.0
Lithium	20	1.3		
Magnesium	5000	19	-29	<5000
Manganese	15	.1	0.40	<15
Molybdenum	20	.4		
Nickel	10	.5	0.50	<10
Palladium	50	1		
Potassium	10000	26	46.0	<10000
Selenium	10	2.6	0.20	<10
Silicon	200	7.7		
Silver	10	.5	0.10	<10
Sodium	10000	7.5	58.7	<10000
Sulfur	50	3.5		
Strontium	10	.1		
Thallium	2.0	1.6	1.3	<2.0
Tin	10	.8		
Titanium	10	.5		
Tungsten	50	5.6		
Vanadium	50	.3	0.0	<50
Zinc	20	1.4	0.50	<20

BLANK RESULTS SUMMARY
Part 1 - Initial and Continuing Calibration Blanks

Login Number: JB70128
Account: LANGAN - Langan Engineering & Environmental
Project: Carroll Gardens, 363-365 Bond Street, Brooklyn, NY

File ID: SB062614M1.ICP Date Analyzed: 06/26/14 Methods: EPA 200.7, SW846 6010C
QC Limits: result < RL Run ID: MA34331 Units: ug/l

Time:			04:53	
Sample ID:			CCB16	
Metal	RL	IDL	raw	final
Zirconium	10	.4		

(*) Outside of QC limits
(anr) Analyte not requested

CALIBRATION CHECK STANDARDS SUMMARY
Initial and Continuing Calibration Checks

Login Number: JB70128
Account: LANGAN - Langan Engineering & Environmental
Project: Carroll Gardens, 363-365 Bond Street, Brooklyn, NY

File ID: SB062614M1.ICP Date Analyzed: 06/26/14 Methods: EPA 200.7, SW846 6010C
QC Limits: 95 to 105 % Recovery Run ID: MA34331 Units: ug/l

Time:		13:22			13:34			14:18	
Sample ID:	ICV	ICV1		CCV	CCV1		CCV	CCV2	
Metal	True	Results	% Rec	True	Results	% Rec	True	Results	% Rec
Aluminum	40000	38500	96.3	40000	40100	100.3	40000	39400	98.5
Antimony	2000	1960	98.0	2000	2010	100.5	2000	1980	99.0
Arsenic	2000	1960	98.0	2000	2010	100.5	2000	1980	99.0
Barium	2000	1950	97.5	2000	2010	100.5	2000	1980	99.0
Beryllium	2000	1980	99.0	2000	2030	101.5	2000	2010	100.5
Bismuth									
Boron									
Cadmium	2000	1990	99.5	2000	2040	102.0	2000	2000	100.0
Calcium	40000	39200	98.0	40000	40200	100.5	40000	39700	99.3
Chromium	2000	1960	98.0	2000	2020	101.0	2000	1970	98.5
Cobalt	2000	1990	99.5	2000	2040	102.0	2000	2000	100.0
Copper	2000	1920	96.0	2000	1980	99.0	2000	1950	97.5
Iron	40000	39600	99.0	40000	40500	101.3	40000	39900	99.8
Lead	2000	2010	100.5	2000	2060	103.0	2000	2030	101.5
Lithium									
Magnesium	40000	38800	97.0	40000	39800	99.5	40000	39200	98.0
Manganese	2000	2000	100.0	2000	2060	103.0	2000	2020	101.0
Molybdenum									
Nickel	2000	2010	100.5	2000	2060	103.0	2000	2030	101.5
Palladium									
Potassium	40000	38800	97.0	40000	39800	99.5	40000	39500	98.8
Selenium	2000	1970	98.5	2000	2020	101.0	2000	1980	99.0
Silicon									
Silver	250	240	96.0	250	247	98.8	250	242	96.8
Sodium	40000	38900	97.3	40000	40100	100.3	40000	39600	99.0
Sulfur									
Strontium									
Thallium	2000	2040	102.0	2000	2090	104.5	2000	2070	103.5
Tin									
Titanium									
Tungsten									
Vanadium	2000	1960	98.0	2000	2020	101.0	2000	1980	99.0
Zinc	2000	2030	101.5	2000	2080	104.0	2000	2040	102.0

CALIBRATION CHECK STANDARDS SUMMARY
Initial and Continuing Calibration Checks

Login Number: JB70128
Account: LANGAN - Langan Engineering & Environmental
Project: Carroll Gardens, 363-365 Bond Street, Brooklyn, NY

File ID: SB062614M1.ICP Date Analyzed: 06/26/14 Methods: EPA 200.7, SW846 6010C
QC Limits: 95 to 105 % Recovery Run ID: MA34331 Units: ug/l

Time:		13:22			13:34			14:18	
Sample ID:	ICV	ICV1		CCV	CCV1		CCV	CCV2	
Metal	True	Results	% Rec	True	Results	% Rec	True	Results	% Rec
Zirconium									

(*) Outside of QC limits
(anr) Analyte not requested

CALIBRATION CHECK STANDARDS SUMMARY
Initial and Continuing Calibration Checks

Login Number: JB70128
Account: LANGAN - Langan Engineering & Environmental
Project: Carroll Gardens, 363-365 Bond Street, Brooklyn, NY

File ID: SB062614M1.ICP Date Analyzed: 06/26/14 Methods: EPA 200.7, SW846 6010C
QC Limits: 95 to 105 % Recovery Run ID: MA34331 Units: ug/l

Time:		15:16			16:25			17:34	
Sample ID:	CCV	CCV3		CCV	CCV4		CCV	CCV5	
Metal	True	Results	% Rec	True	Results	% Rec	True	Results	% Rec
Aluminum	40000	40000	100.0	40000	38300	95.8	40000	38600	96.5
Antimony	2000	2010	100.5	2000	1950	97.5	2000	1960	98.0
Arsenic	2000	2000	100.0	2000	1950	97.5	2000	1970	98.5
Barium	2000	2010	100.5	2000	1950	97.5	2000	1950	97.5
Beryllium	2000	2020	101.0	2000	1980	99.0	2000	1970	98.5
Bismuth									
Boron									
Cadmium	2000	2020	101.0	2000	1980	99.0	2000	1990	99.5
Calcium	40000	39400	98.5	40000	39400	98.5	40000	39300	98.3
Chromium	2000	1990	99.5	2000	1950	97.5	2000	1960	98.0
Cobalt	2000	2010	100.5	2000	1960	98.0	2000	1980	99.0
Copper	2000	1990	99.5	2000	1900	95.0	2000	1910	95.5
Iron	40000	39900	99.8	40000	39600	99.0	40000	39200	98.0
Lead	2000	2040	102.0	2000	1980	99.0	2000	2000	100.0
Lithium									
Magnesium	40000	38900	97.3	40000	38800	97.0	40000	38600	96.5
Manganese	2000	2040	102.0	2000	1980	99.0	2000	1990	99.5
Molybdenum									
Nickel	2000	2030	101.5	2000	1980	99.0	2000	2000	100.0
Palladium									
Potassium	40000	40000	100.0	40000	39100	97.8	40000	39200	98.0
Selenium	2000	2010	100.5	2000	1960	98.0	2000	1980	99.0
Silicon									
Silver	250	245	98.0	250	238	95.2	250	238	95.2
Sodium	40000	40100	100.3	40000	38700	96.8	40000	38800	97.0
Sulfur									
Strontium									
Thallium	2000	2100	105.0	2000	2090	104.5	2000	2110	105.5
Tin									
Titanium									
Tungsten									
Vanadium	2000	2010	100.5	2000	1920	96.0	2000	1930	96.5
Zinc	2000	2050	102.5	2000	2000	100.0	2000	2020	101.0

CALIBRATION CHECK STANDARDS SUMMARY
Initial and Continuing Calibration Checks

Login Number: JB70128
Account: LANGAN - Langan Engineering & Environmental
Project: Carroll Gardens, 363-365 Bond Street, Brooklyn, NY

File ID: SB062614M1.ICP Date Analyzed: 06/26/14 Methods: EPA 200.7, SW846 6010C
QC Limits: 95 to 105 % Recovery Run ID: MA34331 Units: ug/l

Time:		15:16			16:25			17:34	
Sample ID:	CCV	CCV3		CCV	CCV4		CCV	CCV5	
Metal	True	Results	% Rec	True	Results	% Rec	True	Results	% Rec
Zirconium									

(*) Outside of QC limits
(anr) Analyte not requested

CALIBRATION CHECK STANDARDS SUMMARY
Initial and Continuing Calibration Checks

Login Number: JB70128
Account: LANGAN - Langan Engineering & Environmental
Project: Carroll Gardens, 363-365 Bond Street, Brooklyn, NY

File ID: SB062614M1.ICP Date Analyzed: 06/26/14 Methods: EPA 200.7, SW846 6010C
QC Limits: 95 to 105 % Recovery Run ID: MA34331 Units: ug/l

Time:		18:42			19:50			20:58	
Sample ID:	CCV	CCV6		CCV	CCV7		CCV	CCV8	
Metal	True	Results	% Rec	True	Results	% Rec	True	Results	% Rec
Aluminum	40000	39000	97.5	40000	39600	99.0	40000	39700	99.3
Antimony	2000	1970	98.5	2000	1990	99.5	2000	1960	98.0
Arsenic	2000	1970	98.5	2000	1990	99.5	2000	1950	97.5
Barium	2000	1970	98.5	2000	1990	99.5	2000	1970	98.5
Beryllium	2000	1980	99.0	2000	2000	100.0	2000	1990	99.5
Bismuth									
Boron									
Cadmium	2000	2000	100.0	2000	2020	101.0	2000	1990	99.5
Calcium	40000	39700	99.3	40000	39800	99.5	40000	39200	98.0
Chromium	2000	1980	99.0	2000	1990	99.5	2000	1980	99.0
Cobalt	2000	1990	99.5	2000	2020	101.0	2000	2000	100.0
Copper	2000	1920	96.0	2000	1960	98.0	2000	1960	98.0
Iron	40000	39500	98.8	40000	39600	99.0	40000	39000	97.5
Lead	2000	2020	101.0	2000	2040	102.0	2000	2020	101.0
Lithium									
Magnesium	40000	39100	97.8	40000	39100	97.8	40000	38500	96.3
Manganese	2000	2010	100.5	2000	2040	102.0	2000	2040	102.0
Molybdenum									
Nickel	2000	2010	100.5	2000	2040	102.0	2000	2010	100.5
Palladium									
Potassium	40000	39700	99.3	40000	40300	100.8	40000	40200	100.5
Selenium	2000	1980	99.0	2000	1990	99.5	2000	1960	98.0
Silicon									
Silver	250	241	96.4	250	244	97.6	250	243	97.2
Sodium	40000	39200	98.0	40000	39900	99.8	40000	39800	99.5
Sulfur									
Strontium									
Thallium	2000	2110	105.5	2000	2140	107.0	2000	2080	104.0
Tin									
Titanium									
Tungsten									
Vanadium	2000	1940	97.0	2000	2000	100.0	2000	2010	100.5
Zinc	2000	2030	101.5	2000	2060	103.0	2000	2030	101.5

CALIBRATION CHECK STANDARDS SUMMARY
Initial and Continuing Calibration Checks

Login Number: JB70128
Account: LANGAN - Langan Engineering & Environmental
Project: Carroll Gardens, 363-365 Bond Street, Brooklyn, NY

File ID: SB062614M1.ICP Date Analyzed: 06/26/14 Methods: EPA 200.7, SW846 6010C
QC Limits: 95 to 105 % Recovery Run ID: MA34331 Units: ug/l

Time:		18:42			19:50			20:58	
Sample ID:	CCV	CCV6		CCV	CCV7		CCV	CCV8	
Metal	True	Results	% Rec	True	Results	% Rec	True	Results	% Rec
Zirconium									

(*) Outside of QC limits
(anr) Analyte not requested

CALIBRATION CHECK STANDARDS SUMMARY
Initial and Continuing Calibration Checks

Login Number: JB70128
Account: LANGAN - Langan Engineering & Environmental
Project: Carroll Gardens, 363-365 Bond Street, Brooklyn, NY

File ID: SB062614M1.ICP Date Analyzed: 06/26/14 Methods: EPA 200.7, SW846 6010C
QC Limits: 95 to 105 % Recovery Run ID: MA34331 Units: ug/l

Time:		22:07			22:39			23:48	
Sample ID:	CCV	CCV9		CCV	CCV10		CCV	CCV11	
Metal	True	Results	% Rec	True	Results	% Rec	True	Results	% Rec
Aluminum	40000	39900	99.8	40000	39700	99.3	40000	39600	99.0
Antimony	2000	1980	99.0	2000	1970	98.5	2000	1970	98.5
Arsenic	2000	1980	99.0	2000	1980	99.0	2000	1980	99.0
Barium	2000	1980	99.0	2000	1990	99.5	2000	1990	99.5
Beryllium	2000	2010	100.5	2000	2020	101.0	2000	2010	100.5
Bismuth									
Boron									
Cadmium	2000	2010	100.5	2000	2020	101.0	2000	2020	101.0
Calcium	40000	39900	99.8	40000	40400	101.0	40000	40800	102.0
Chromium	2000	2000	100.0	2000	2010	100.5	2000	2010	100.5
Cobalt	2000	2030	101.5	2000	2020	101.0	2000	2020	101.0
Copper	2000	1980	99.0	2000	1940	97.0	2000	1920	96.0
Iron	40000	39500	98.8	40000	39900	99.8	40000	40000	100.0
Lead	2000	2040	102.0	2000	2040	102.0	2000	2030	101.5
Lithium									
Magnesium	40000	39100	97.8	40000	39500	98.8	40000	39700	99.3
Manganese	2000	2050	102.5	2000	2040	102.0	2000	2030	101.5
Molybdenum									
Nickel	2000	2040	102.0	2000	2040	102.0	2000	2040	102.0
Palladium									
Potassium	40000	40600	101.5	40000	40700	101.8	40000	40700	101.8
Selenium	2000	1980	99.0	2000	1980	99.0	2000	1980	99.0
Silicon									
Silver	250	245	98.0	250	243	97.2	250	242	96.8
Sodium	40000	39900	99.8	40000	39800	99.5	40000	39500	98.8
Sulfur									
Strontium									
Thallium	2000	2150	107.5	2000	2130	106.5	2000	2140	107.0
Tin									
Titanium									
Tungsten									
Vanadium	2000	2020	101.0	2000	2000	100.0	2000	1980	99.0
Zinc	2000	2060	103.0	2000	2070	103.5	2000	2070	103.5

CALIBRATION CHECK STANDARDS SUMMARY
Initial and Continuing Calibration Checks

Login Number: JB70128
Account: LANGAN - Langan Engineering & Environmental
Project: Carroll Gardens, 363-365 Bond Street, Brooklyn, NY

File ID: SB062614M1.ICP Date Analyzed: 06/26/14 Methods: EPA 200.7, SW846 6010C
QC Limits: 95 to 105 % Recovery Run ID: MA34331 Units: ug/l

Time:		22:07			22:39			23:48	
Sample ID:	CCV	CCV9		CCV	CCV10		CCV	CCV11	
Metal	True	Results	% Rec	True	Results	% Rec	True	Results	% Rec
Zirconium									

(*) Outside of QC limits
(anr) Analyte not requested

CALIBRATION CHECK STANDARDS SUMMARY
Initial and Continuing Calibration Checks

Login Number: JB70128
Account: LANGAN - Langan Engineering & Environmental
Project: Carroll Gardens, 363-365 Bond Street, Brooklyn, NY

File ID: SB062614M1.ICP Date Analyzed: 06/26/14 Methods: EPA 200.7, SW846 6010C
QC Limits: 95 to 105 % Recovery Run ID: MA34331 Units: ug/l

Time:		00:56			02:11			03:25	
Sample ID:	CCV	CCV12		CCV	CCV13		CCV	CCV14	
Metal	True	Results	% Rec	True	Results	% Rec	True	Results	% Rec
Aluminum	40000	40300	100.8	40000	40100	100.3	40000	41000	102.5
Antimony	2000	1990	99.5	2000	1970	98.5	2000	1980	99.0
Arsenic	2000	2000	100.0	2000	1970	98.5	2000	1980	99.0
Barium	2000	2010	100.5	2000	1990	99.5	2000	2020	101.0
Beryllium	2000	2040	102.0	2000	2030	101.5	2000	2060	103.0
Bismuth									
Boron									
Cadmium	2000	2040	102.0	2000	2020	101.0	2000	2040	102.0
Calcium	40000	40800	102.0	40000	40600	101.5	40000	41100	102.8
Chromium	2000	2040	102.0	2000	2000	100.0	2000	2030	101.5
Cobalt	2000	2050	102.5	2000	2030	101.5	2000	2060	103.0
Copper	2000	1960	98.0	2000	1940	97.0	2000	1960	98.0
Iron	40000	40200	100.5	40000	39700	99.3	40000	40100	100.3
Lead	2000	2050	102.5	2000	2020	101.0	2000	2050	102.5
Lithium									
Magnesium	40000	39800	99.5	40000	39300	98.3	40000	39600	99.0
Manganese	2000	2070	103.5	2000	2050	102.5	2000	2080	104.0
Molybdenum									
Nickel	2000	2060	103.0	2000	2030	101.5	2000	2060	103.0
Palladium									
Potassium	40000	41500	103.8	40000	41100	102.8	40000	42000	105.0
Selenium	2000	2000	100.0	2000	1980	99.0	2000	1990	99.5
Silicon									
Silver	250	246	98.4	250	244	97.6	250	247	98.8
Sodium	40000	40300	100.8	40000	39900	99.8	40000	40700	101.8
Sulfur									
Strontium									
Thallium	2000	2170	108.5	2000	2140	107.0	2000	2170	108.5
Tin									
Titanium									
Tungsten									
Vanadium	2000	2030	101.5	2000	2020	101.0	2000	2050	102.5
Zinc	2000	2090	104.5	2000	2060	103.0	2000	2090	104.5

CALIBRATION CHECK STANDARDS SUMMARY
Initial and Continuing Calibration Checks

Login Number: JB70128
Account: LANGAN - Langan Engineering & Environmental
Project: Carroll Gardens, 363-365 Bond Street, Brooklyn, NY

File ID: SB062614M1.ICP Date Analyzed: 06/26/14 Methods: EPA 200.7, SW846 6010C
QC Limits: 95 to 105 % Recovery Run ID: MA34331 Units: ug/l

Time:		00:56			02:11			03:25	
Sample ID:	CCV	CCV12		CCV	CCV13		CCV	CCV14	
Metal	True	Results	% Rec	True	Results	% Rec	True	Results	% Rec
Zirconium									

(*) Outside of QC limits
(anr) Analyte not requested

CALIBRATION CHECK STANDARDS SUMMARY
Initial and Continuing Calibration Checks

Login Number: JB70128
Account: LANGAN - Langan Engineering & Environmental
Project: Carroll Gardens, 363-365 Bond Street, Brooklyn, NY

File ID: SB062614M1.ICP Date Analyzed: 06/26/14 Methods: EPA 200.7, SW846 6010C
QC Limits: 95 to 105 % Recovery Run ID: MA34331 Units: ug/l

Time:		04:16			04:47	
Sample ID:	CCV	CCV15		CCV	CCV16	
Metal	True	Results	% Rec	True	Results	% Rec
Aluminum	40000	40600	101.5	40000	40400	101.0
Antimony	2000	2000	100.0	2000	1980	99.0
Arsenic	2000	2000	100.0	2000	1990	99.5
Barium	2000	2030	101.5	2000	2020	101.0
Beryllium	2000	2060	103.0	2000	2050	102.5
Bismuth						
Boron						
Cadmium	2000	2060	103.0	2000	2040	102.0
Calcium	40000	41600	104.0	40000	41600	104.0
Chromium	2000	2040	102.0	2000	2020	101.0
Cobalt	2000	2070	103.5	2000	2050	102.5
Copper	2000	1940	97.0	2000	1920	96.0
Iron	40000	40200	100.5	40000	40000	100.0
Lead	2000	2050	102.5	2000	2030	101.5
Lithium						
Magnesium	40000	40100	100.3	40000	39800	99.5
Manganese	2000	2070	103.5	2000	2050	102.5
Molybdenum						
Nickel	2000	2070	103.5	2000	2050	102.5
Palladium						
Potassium	40000	42200	105.5	40000	42200	105.5
Selenium	2000	2010	100.5	2000	1990	99.5
Silicon						
Silver	250	246	98.4	250	244	97.6
Sodium	40000	40100	100.3	40000	40200	100.5
Sulfur						
Strontium						
Thallium	2000	2160	108.0	2000	2150	107.5
Tin						
Titanium						
Tungsten						
Vanadium	2000	2030	101.5	2000	2010	100.5
Zinc	2000	2110	105.5	2000	2090	104.5

CALIBRATION CHECK STANDARDS SUMMARY
Initial and Continuing Calibration Checks

Login Number: JB70128
Account: LANGAN - Langan Engineering & Environmental
Project: Carroll Gardens, 363-365 Bond Street, Brooklyn, NY

File ID: SB062614M1.ICP Date Analyzed: 06/26/14 Methods: EPA 200.7, SW846 6010C
QC Limits: 95 to 105 % Recovery Run ID: MA34331 Units: ug/l

Time:		04:16			04:47	
Sample ID:	CCV	CCV15		CCV	CCV16	
Metal	True	Results	% Rec	True	Results	% Rec
Zirconium						

(*) Outside of QC limits
(anr) Analyte not requested

LOW CALIBRATION CHECK STANDARDS SUMMARY

Login Number: JB70128
Account: LANGAN - Langan Engineering & Environmental
Project: Carroll Gardens, 363-365 Bond Street, Brooklyn, NY

File ID: SB062614M1.ICP Date Analyzed: 06/26/14 Methods: EPA 200.7, SW846 6010C
QC Limits: 70 to 130 % Recovery Run ID: MA34331 Units: ug/l

Time:				13:47		13:53		13:59	
Sample ID:	CRI	CRIA	CRID	CRI1		CRID1		CRIA1	
Metal	True	True	True	Results	% Rec	Results	% Rec	Results	% Rec
Aluminum	200	500	100	192	96.0	91.6	91.6	485	97.0
Antimony	6.0	20	3.0	6.7	111.7	3.9	130.0	21.0	105.0
Arsenic	8.0	20	3.0	8.7	108.8	3.1	103.3	20.4	102.0
Barium	200		4.0	204	102.0	4.1	102.5		
Beryllium	2.0		1.0	2.2	110.0	1.0	100.0		
Bismuth	20								
Boron	100		10						
Cadmium	3.0		1.0	3.0	100.0	1.1	110.0		
Calcium	5000		1000	5050	101.0	1010	101.0		
Chromium	10		2.0	11.0	110.0	2.0	100.0		
Cobalt	50		3.0	51.3	102.6	3.1	103.3		
Copper	10		2.0	9.8	98.0	1.8	90.0		
Iron	100	500		105	105.0			522	104.4
Lead	3.0	20	2.5	2.8	93.3	2.7	108.0	20.6	103.0
Lithium	20								
Magnesium	5000		100	5080	101.6	72.1	72.1		
Manganese	15		3.0	16.2	108.0	3.2	106.7		
Molybdenum	20								
Nickel	10		4.0	10.1	101.0	4.1	102.5		
Palladium	50								
Potassium	5000		2000	4970	99.4	2040	102.0		
Selenium	10	20	5.0	12.1	121.0	4.3	86.0	20.9	104.5
Silicon	200								
Silver	5.0		1.0	5.1	102.0	0.90	90.0		
Sodium	5000		1000	5010	100.2	1000	100.0		
Sulfur	50								
Strontium	10								
Thallium	10		2.0	10.0	100.0	1.9	95.0		
Tin	10								
Titanium	10								
Tungsten	50								
Vanadium	50		2.0	53.3	106.6	1.8	90.0		
Zinc	20		10	24.0	120.0	11.6	116.0		

LOW CALIBRATION CHECK STANDARDS SUMMARY

Login Number: JB70128
Account: LANGAN - Langan Engineering & Environmental
Project: Carroll Gardens, 363-365 Bond Street, Brooklyn, NY

File ID: SB062614M1.ICP Date Analyzed: 06/26/14 Methods: EPA 200.7, SW846 6010C
QC Limits: 70 to 130 % Recovery Run ID: MA34331 Units: ug/l

Time:				13:47		13:53		13:59	
Sample ID:	CRI	CRIA	CRID	CRI1		CRID1		CRIA1	
Metal	True	True	True	Results	% Rec	Results	% Rec	Results	% Rec
Zirconium	10								

(*) Outside of QC limits
(anr) Analyte not requested

LOW CALIBRATION CHECK STANDARDS SUMMARY

Login Number: JB70128
Account: LANGAN - Langan Engineering & Environmental
Project: Carroll Gardens, 363-365 Bond Street, Brooklyn, NY

File ID: SB062614M1.ICP Date Analyzed: 06/26/14 Methods: EPA 200.7, SW846 6010C
QC Limits: 70 to 130 % Recovery Run ID: MA34331 Units: ug/l

Time:				14:38		14:45		21:10	
Sample ID:	CRI	CRIA	CRID	CRI2		CRID2		CRI3	
Metal	True	True	True	Results	% Rec	Results	% Rec	Results	% Rec
Aluminum	200	500	100	191	95.5	93.1	93.1	192	96.0
Antimony	6.0	20	3.0	6.9	115.0	3.4	113.3	6.3	105.0
Arsenic	8.0	20	3.0	8.6	107.5	3.0	100.0	8.7	108.8
Barium	200		4.0	201	100.5	4.0	100.0	202	101.0
Beryllium	2.0		1.0	2.2	110.0	1.0	100.0	2.2	110.0
Bismuth	20								
Boron	100		10						
Cadmium	3.0		1.0	3.2	106.7	1.1	110.0	3.3	110.0
Calcium	5000		1000	4910	98.2	982	98.2	5060	101.2
Chromium	10		2.0	10.5	105.0	2.2	110.0	10.7	107.0
Cobalt	50		3.0	51.4	102.8	3.4	113.3	51.3	102.6
Copper	10		2.0	9.8	98.0	1.9	95.0	9.9	99.0
Iron	100	500		105	105.0			107	107.0
Lead	3.0	20	2.5	3.8	126.7	2.4	96.0	2.8	93.3
Lithium	20								
Magnesium	5000		100	4990	99.8	74.1	74.1	5090	101.8
Manganese	15		3.0	16.1	107.3	3.2	106.7	16.1	107.3
Molybdenum	20								
Nickel	10		4.0	10.3	103.0	3.8	95.0	10.5	105.0
Palladium	50								
Potassium	5000		2000	4940	98.8	2020	101.0	5070	101.4
Selenium	10	20	5.0	12.2	122.0	3.9	78.0	12.7	127.0
Silicon	200								
Silver	5.0		1.0	5.1	102.0	0.80	80.0	5.0	100.0
Sodium	5000		1000	5000	100.0	989	98.9	4990	99.8
Sulfur	50								
Strontium	10								
Thallium	10		2.0	11.4	114.0	2.0	100.0	11.1	111.0
Tin	10								
Titanium	10								
Tungsten	50								
Vanadium	50		2.0	53.5	107.0	2.0	100.0	53.1	106.2
Zinc	20		10	24.0	120.0	11.1	111.0	24.0	120.0

LOW CALIBRATION CHECK STANDARDS SUMMARY

Login Number: JB70128
Account: LANGAN - Langan Engineering & Environmental
Project: Carroll Gardens, 363-365 Bond Street, Brooklyn, NY

File ID: SB062614M1.ICP Date Analyzed: 06/26/14 Methods: EPA 200.7, SW846 6010C
QC Limits: 70 to 130 % Recovery Run ID: MA34331 Units: ug/l

Time:				14:38		14:45		21:10	
Sample ID:	CRI	CRIA	CRID	CRI2		CRID2		CRI3	
Metal	True	True	True	Results	% Rec	Results	% Rec	Results	% Rec
Zirconium	10								

(*) Outside of QC limits
(anr) Analyte not requested

LOW CALIBRATION CHECK STANDARDS SUMMARY

Login Number: JB70128
Account: LANGAN - Langan Engineering & Environmental
Project: Carroll Gardens, 363-365 Bond Street, Brooklyn, NY

File ID: SB062614M1.ICP Date Analyzed: 06/26/14 Methods: EPA 200.7, SW846 6010C
QC Limits: 70 to 130 % Recovery Run ID: MA34331 Units: ug/l

Time:				21:16		21:23		04:28	
Sample ID:	CRI	CRIA	CRID	CRID3		CRIA2		CRI4	
Metal	True	True	True	Results	% Rec	Results	% Rec	Results	% Rec
Aluminum	200	500	100	95.9	95.9	492	98.4	197	98.5
Antimony	6.0	20	3.0	3.5	116.7	20.2	101.0	6.3	105.0
Arsenic	8.0	20	3.0	3.0	100.0	19.6	98.0	8.5	106.3
Barium	200		4.0	4.1	102.5			208	104.0
Beryllium	2.0		1.0	1.1	110.0			2.3	115.0
Bismuth	20								
Boron	100		10						
Cadmium	3.0		1.0	1.3	130.0			3.4	113.3
Calcium	5000		1000	1020	102.0			5230	104.6
Chromium	10		2.0	2.4	120.0			11.0	110.0
Cobalt	50		3.0	2.9	96.7			52.6	105.2
Copper	10		2.0	2.1	105.0			10.1	101.0
Iron	100	500				518	103.6	108	108.0
Lead	3.0	20	2.5	2.0	80.0	20.6	103.0	2.8	93.3
Lithium	20								
Magnesium	5000		100	91.2	91.2			5150	103.0
Manganese	15		3.0	3.2	106.7			16.6	110.7
Molybdenum	20								
Nickel	10		4.0	4.0	100.0			11.0	110.0
Palladium	50								
Potassium	5000		2000	2100	105.0			5400	108.0
Selenium	10	20	5.0	4.3	86.0	20.7	103.5	13.0	130.0
Silicon	200								
Silver	5.0		1.0	0.80	80.0			4.9	98.0
Sodium	5000		1000	1010	101.0			5200	104.0
Sulfur	50								
Strontium	10								
Thallium	10		2.0	2.4	120.0			11.7	117.0
Tin	10								
Titanium	10								
Tungsten	50								
Vanadium	50		2.0	1.9	95.0			54.9	109.8
Zinc	20		10	11.4	114.0			24.5	122.5

LOW CALIBRATION CHECK STANDARDS SUMMARY

Login Number: JB70128
Account: LANGAN - Langan Engineering & Environmental
Project: Carroll Gardens, 363-365 Bond Street, Brooklyn, NY

File ID: SB062614M1.ICP Date Analyzed: 06/26/14 Methods: EPA 200.7, SW846 6010C
QC Limits: 70 to 130 % Recovery Run ID: MA34331 Units: ug/l

Time:				21:16		21:23		04:28	
Sample ID:	CRI	CRIA	CRID	CRID3		CRIA2		CRI4	
Metal	True	True	True	Results	% Rec	Results	% Rec	Results	% Rec
Zirconium	10								

(*) Outside of QC limits
(anr) Analyte not requested

LOW CALIBRATION CHECK STANDARDS SUMMARY

Login Number: JB70128
Account: LANGAN - Langan Engineering & Environmental
Project: Carroll Gardens, 363-365 Bond Street, Brooklyn, NY

File ID: SB062614M1.ICP Date Analyzed: 06/26/14 Methods: EPA 200.7, SW846 6010C
QC Limits: 70 to 130 % Recovery Run ID: MA34331 Units: ug/l

Time:				04:34		04:40	
Sample ID:	CRI	CRIA	CRID	CRID4		CRIA3	
Metal	True	True	True	Results	% Rec	Results	% Rec
Aluminum	200	500	100	96.3	96.3	510	102.0
Antimony	6.0	20	3.0	3.4	113.3	21.8	109.0
Arsenic	8.0	20	3.0	3.0	100.0	20.2	101.0
Barium	200		4.0	4.1	102.5		
Beryllium	2.0		1.0	1.0	100.0		
Bismuth	20						
Boron	100		10				
Cadmium	3.0		1.0	1.2	120.0		
Calcium	5000		1000	1030	103.0		
Chromium	10		2.0	2.3	115.0		
Cobalt	50		3.0	3.1	103.3		
Copper	10		2.0	1.9	95.0		
Iron	100	500				533	106.6
Lead	3.0	20	2.5	2.2	88.0	21.4	107.0
Lithium	20						
Magnesium	5000		100	89.5	89.5		
Manganese	15		3.0	3.2	106.7		
Molybdenum	20						
Nickel	10		4.0	4.5	112.5		
Palladium	50						
Potassium	5000		2000	2160	108.0		
Selenium	10	20	5.0	5.5	110.0	22.0	110.0
Silicon	200						
Silver	5.0		1.0	1.0	100.0		
Sodium	5000		1000	1080	108.0		
Sulfur	50						
Strontium	10						
Thallium	10		2.0	1.8	90.0		
Tin	10						
Titanium	10						
Tungsten	50						
Vanadium	50		2.0	1.8	90.0		
Zinc	20		10	11.2	112.0		

LOW CALIBRATION CHECK STANDARDS SUMMARY

Login Number: JB70128
Account: LANGAN - Langan Engineering & Environmental
Project: Carroll Gardens, 363-365 Bond Street, Brooklyn, NY

File ID: SB062614M1.ICP Date Analyzed: 06/26/14 Methods: EPA 200.7, SW846 6010C
QC Limits: 70 to 130 % Recovery Run ID: MA34331 Units: ug/l

Time:				04:34		04:40	
Sample ID:	CRI	CRIA	CRID	CRID4		CRIA3	
Metal	True	True	True	Results	% Rec	Results	% Rec
Zirconium	10						

(*) Outside of QC limits
(anr) Analyte not requested

10.2.4 10

INTERFERING ELEMENT CHECK STANDARDS SUMMARY
Part 1 - ICSA and ICSAB Standards

Login Number: JB70128
Account: LANGAN - Langan Engineering & Environmental
Project: Carroll Gardens, 363-365 Bond Street, Brooklyn, NY

File ID: SB062614M1.ICP Date Analyzed: 06/26/14 Methods: EPA 200.7, SW846 6010C
QC Limits: 80 to 120 % Recovery Run ID: MA34331 Units: ug/l

Time:			14:06		14:12		21:29		21:35	
Sample ID:	ICSA	ICSAB	ICSA1		ICSAB1		ICSA2		ICSAB2	
Metal	True	True	Results	% Rec	Results	% Rec	Results	% Rec	Results	% Rec
Aluminum	500000	500000	510000	102.0	501000	100.2	511000	102.2	509000	101.8
Antimony		1000	-2.8		1070	107.0	-3.2		1050	105.0
Arsenic		1000	3.7		1120	112.0	1.4		1090	109.0
Barium		500	-0.90		507	101.4	-1.0		512	102.4
Beryllium		500	0.0		502	100.4	0.0		503	100.6
Bismuth		500	1.6		572	114.4	1.1		561	112.2
Boron			-13		-16		-14		-16	
Cadmium		1000	1.4		1060	106.0	1.1		1050	105.0
Calcium	400000	400000	393000	98.3	370000	92.5	385000	96.3	374000	93.5
Chromium		500	0.80		465	93.0	1.4		469	93.8
Cobalt		500	0.40		485	97.0	0.50		482	96.4
Copper		500	5.0		525	105.0	4.2		524	104.8
Iron	200000	200000	187000	93.5	190000	95.0	182000	91.0	189000	94.5
Lead		1000	2.7		961	96.1	5.1		952	95.2
Lithium		500	4.4		551	110.2	5.9		567	113.4
Magnesium	500000	500000	544000	108.8	529000	105.8	531000	106.2	527000	105.4
Manganese		500	1.6		492	98.4	1.5		497	99.4
Molybdenum		500	7.1		519	103.8	6.3		510	102.0
Nickel		1000	-4.3		973	97.3	-4.1		962	96.2
Palladium		500	-41		512	102.4	-40		512	102.4
Potassium			59.2		-9.5		53.2		-18	
Selenium		1000	-2.8		1110	111.0	0.0		1080	108.0
Silicon			-1.6		-5.3		-3.1		-7.7	
Silver		1000	5.6		1040	104.0	5.5		1040	104.0
Sodium			-8.4		-3.1		-10		-5.9	
Sulfur		500	-53		451	90.2	-53		443	88.6
Strontium			-0.60		-0.50		-0.50		-0.50	
Thallium		1000	0.70		960	96.0	3.2		977	97.7
Tin			11.7		11.7		11.0		11.9	
Titanium			2.1		5.1		2.3		5.1	
Tungsten		500	14.4		535	107.0	9.5		521	104.2
Vanadium		500	-0.70		475	95.0	-0.90		479	95.8
Zinc		1000	-2.8		970	97.0	-2.4		961	96.1

INTERFERING ELEMENT CHECK STANDARDS SUMMARY
Part 1 - ICSA and ICSAB Standards

Login Number: JB70128
Account: LANGAN - Langan Engineering & Environmental
Project: Carroll Gardens, 363-365 Bond Street, Brooklyn, NY

File ID: SB062614M1.ICP Date Analyzed: 06/26/14 Methods: EPA 200.7, SW846 6010C
QC Limits: 80 to 120 % Recovery Run ID: MA34331 Units: ug/l

Time:			14:06		14:12		21:29		21:35	
Sample ID:	ICSA	ICSAB	ICSA1		ICSAB1		ICSA2		ICSAB2	
Metal	True	True	Results	% Rec	Results	% Rec	Results	% Rec	Results	% Rec
Zirconium		500	22.0*		558	111.6	21.8*		556	111.2

(*) Outside of QC limits
(anr) Analyte not requested

Accutest Laboratories Instrument Runlog
Inorganics Analyses

Login Number: JB70128
Account: LANGAN - Langan Engineering & Environmental
Project: Carroll Gardens, 363-365 Bond Street, Brooklyn, NY

File ID: SE062714M1.ICP Date Analyzed: 06/27/14 Methods: SW846 6010C
Analyst: KK Run ID: MA34336
Parameters: Ag,Tl

Time	Sample Description	Dilution Factor	PS Recov	Comments
10:17	MA34336-STD1	1		STDA
10:21	MA34336-STD2	1		STDB
10:26	ZZZZZZ	1		
10:28	ZZZZZZ	1		
10:32	MA34336-ICV1	1		
10:35	MA34336-ICB1	1		
10:38	MA34336-CCV1	1		In out
10:41	MA34336-CCB1	1		
10:44	MA34336-CCV2	1		
10:47	MA34336-CCB2	1		
10:50	MA34336-CRI1	1		
10:54	MA34336-CRID1	1		
10:57	MA34336-CRIA1	1		
11:00	ZZZZZZ	1		
11:03	MA34336-ICSA1	1		
11:07	MA34336-ICSAB1	1		
11:10	ZZZZZZ	1		
11:13	ZZZZZZ	1		
11:16	MA34336-CCV3	1		
11:19	MA34336-CCB3	1		
11:22	ZZZZZZ	1		
11:25	JB70128-2	1		
11:28	JB70128-6	1		
11:32	JB70128-7	1		
11:35	JB70128-11	1		
---------->	Last reportable sample/prep for job JB70128			
11:38	ZZZZZZ	1		
11:41	ZZZZZZ	1		
11:44	ZZZZZZ	1		
11:47	MP80322-MB1	1		
11:51	MA34336-CCV4	1		
11:53	MA34336-CCB4	1		
11:57	MP80322-B1	1		
12:00	MP80322-S1	1		%Sol

Accutest Laboratories Instrument Runlog
Inorganics Analyses

Login Number: JB70128
Account: LANGAN - Langan Engineering & Environmental
Project: Carroll Gardens, 363-365 Bond Street, Brooklyn, NY

File ID: SE062714M1.ICP Date Analyzed: 06/27/14 Methods: SW846 6010C
Analyst: KK Run ID: MA34336
Parameters: Ag,Tl

Time	Sample Description	Dilution Factor	PS Recov	Comments
12:03	MP80322-S2	1		%Sol
12:06	JB70284-1	1		(sample used for QC only; not part of login JB70128)
12:09	MP80322-SD1	5		%Sol
12:12	ZZZZZZ	1		
12:15	ZZZZZZ	1		
12:18	MP80320-MB1	1		
12:22	MP80320-LC1	1		
12:25	MA34336-CCV5	1		
12:31	MA34336-CCB5	1		
12:34	MP80322-B1	1		Run for confirmation only.
12:37	MP80320-B1	1		
12:40	MP80320-S1	1		
12:43	MP80320-S2	1		
12:46	JB70226-1A	1		(sample used for QC only; not part of login JB70128)
12:49	MP80320-SD1	5		
12:53	ZZZZZZ	1		
12:56	ZZZZZZ	1		
12:59	ZZZZZZ	1		
13:02	MA34336-CCV6	1		
13:05	MA34336-CCB6	1		
13:08	ZZZZZZ	1		
13:11	ZZZZZZ	1		
13:14	ZZZZZZ	1		
13:17	ZZZZZZ	1		
13:20	ZZZZZZ	1		
13:24	ZZZZZZ	1		
13:27	ZZZZZZ	1		
13:30	ZZZZZZ	1		
13:33	ZZZZZZ	1		
13:36	MA34336-CCV7	1		
13:39	MA34336-CCB7	1		
13:42	MP80321-MB1	1		
13:45	MP80321-B1	1		

Accutest Laboratories Instrument Runlog
Inorganics Analyses

Login Number: JB70128
Account: LANGAN - Langan Engineering & Environmental
Project: Carroll Gardens, 363-365 Bond Street, Brooklyn, NY

File ID: SE062714M1.ICP Date Analyzed: 06/27/14 Methods: SW846 6010C
Analyst: KK Run ID: MA34336
Parameters: Ag,Tl

Time	Sample Description	Dilution Factor	PS Recov	Comments
13:48	MP80321-S1	1		
13:51	MP80321-S2	1		
13:54	JB69008-10R	1		(sample used for QC only; not part of login JB70128)
13:57	MP80321-SD1	5		
14:01	ZZZZZZ	1		
14:04	ZZZZZZ	1		
14:07	ZZZZZZ	1		
14:10	MA34336-CCV8	1		
14:13	MA34336-CCB8	1		
14:16	ZZZZZZ	1		
14:19	ZZZZZZ	1		
14:22	ZZZZZZ	1		
14:25	ZZZZZZ	1		
14:29	ZZZZZZ	1		
14:32	ZZZZZZ	1		
14:35	ZZZZZZ	1		
15:04	MA34336-CCV9	1		
15:09	MA34336-CCB9	1		
15:16	MA34336-CRI2	1		
15:20	MA34336-CRIA2	1		
15:28	MA34336-CCV10	1		
15:36	MA34336-CCB10	1		

----------> Last reportable CCB for job JB70128
Refer to raw data for calibration curve and standards.

INTERNAL STANDARD SUMMARY

Login Number: JB70128
Account: LANGAN - Langan Engineering & Environmental
Project: Carroll Gardens, 363-365 Bond Street, Brooklyn, NY

File ID: SE062714M1.ICP Date Analyzed: 06/27/14 Methods: SW846 6010C
Analyst: KK Run ID: MA34336
Parameters: Ag,Tl

Time	Sample Description	Istd#1	Istd#2	Istd#3	Istd#4
10:17	MA34336-STD1	1621 R	71964 R	12558 R	3798 R
10:21	MA34336-STD2	1492	66038	12234	3197
10:26	ZZZZZZ	No results reported for the elements associated with this internal standard.			
10:28	ZZZZZZ	No results reported for the elements associated with this internal standard.			
10:32	MA34336-ICV1	1518	67938	12273	3299
10:35	MA34336-ICB1	1576	71772	12374	3697
10:38	MA34336-CCV1	1496	67824	12198	999999 !a
10:41	MA34336-CCB1	1590	71296	12355	3722
10:44	MA34336-CCV2	1521	67915	12257	3306
10:47	MA34336-CCB2	1587	71358	12300	3713
10:50	MA34336-CRI1	1571	70354	12261	3626
10:54	MA34336-CRID1	1588	71383	12275	3695
10:57	MA34336-CRIA1	1589	71674	12389	3709
11:00	ZZZZZZ	No results reported for the elements associated with this internal standard.			
11:03	MA34336-ICSA1	1397	61578	11785	2882
11:07	MA34336-ICSAB1	1398	61495	11778	2889
11:10	ZZZZZZ	1551	69814	12230	3633
11:13	ZZZZZZ	1552	71215	12312	3689
11:16	MA34336-CCV3	1530	67686	12181	3314
11:19	MA34336-CCB3	1588	71541	12264	3711
11:22	ZZZZZZ	1574	71284	12451	3698
11:25	JB70128-2	1625	71887	12879	3349
11:28	JB70128-6	1616	71400	13059	3346
11:32	JB70128-7	1586	69571	12518	3430
11:35	JB70128-11	1626	71872	13064	3343
11:38	ZZZZZZ	1465	64824	12176	2944
11:41	ZZZZZZ	1448	63690	12106	2887
11:44	ZZZZZZ	1493	66282	12262	3045
11:47	MP80322-MB1	1594	72470	12505	3754
11:51	MA34336-CCV4	1524	67911	12080	3309
11:53	MA34336-CCB4	1587	71190	12238	3708
11:57	MP80322-B1	1549	69680	13466	3452
12:00	MP80322-S1	1441	64311	12322	2864

INTERNAL STANDARD SUMMARY

Login Number: JB70128
Account: LANGAN - Langan Engineering & Environmental
Project: Carroll Gardens, 363-365 Bond Street, Brooklyn, NY

File ID: SE062714M1.ICP Date Analyzed: 06/27/14 Methods: SW846 6010C
Analyst: KK Run ID: MA34336
Parameters: Ag,Tl

Time	Sample Description	Istd#1	Istd#2	Istd#3	Istd#4
12:03	MP80322-S2	1450	64910	12352	2873
12:06	JB70284-1	1503	66763	12417	3010
12:09	MP80322-SD1	1550	68902	12219	3375
12:12	ZZZZZZ	1311	59737	11545	2674
12:15	ZZZZZZ	1245	57034	11337	2540 !a
12:18	MP80320-MB1	1571	71090	12351	3671
12:22	MP80320-LC1	1573	69794	12610	3305
12:25	MA34336-CCV5	1542	67727	11976	3337
12:31	MA34336-CCB5	1589	71241	12154	3715
12:34	MP80322-B1	1563	69873	11970	3478
12:37	MP80320-B1	1554	68559	12199	3444
12:40	MP80320-S1	1546	68506	12620	3216
12:43	MP80320-S2	1539	68625	12472	3235
12:46	JB70226-1A	1565	70086	12595	3296
12:49	MP80320-SD1	1578	70207	12034	3534
12:53	ZZZZZZ	1572	70602	12222	3595
12:56	ZZZZZZ	1580	71045	12287	3600
12:59	ZZZZZZ	1590	71439	12697	3347
13:02	MA34336-CCV6	1527	68175	12007	3313
13:05	MA34336-CCB6	1582	71305	12206	3703
13:08	ZZZZZZ	1554	69243	12379	3217
13:11	ZZZZZZ	1586	71419	12788	3350
13:14	ZZZZZZ	1384	62958	11967	2709
13:17	ZZZZZZ	1611	72181	12879	3367
13:20	ZZZZZZ	1443	64976	11965	3001
13:24	ZZZZZZ	1550	69560	12504	3339
13:27	ZZZZZZ	1549	69596	12441	3287
13:30	ZZZZZZ	1623	71756	12611	3414
13:33	ZZZZZZ	1523	68479	12234	3247
13:36	MA34336-CCV7	1531	68244	11948	3321
13:39	MA34336-CCB7	1586	71003	12072	3700
13:42	MP80321-MB1	1571	71504	12111	3678
13:45	MP80321-B1	1543	68532	11868	3414

INTERNAL STANDARD SUMMARY

Login Number: JB70128
Account: LANGAN - Langan Engineering & Environmental
Project: Carroll Gardens, 363-365 Bond Street, Brooklyn, NY

File ID: SE062714M1.ICP Date Analyzed: 06/27/14 Methods: SW846 6010C
Analyst: KK Run ID: MA34336
Parameters: Ag,Tl

Time	Sample Description	Istd#1	Istd#2	Istd#3	Istd#4
13:48	MP80321-S1	1541	68766	12282	3288
13:51	MP80321-S2	1542	68837	12246	3299
13:54	JB69008-10R	1504	67405	12066	3216
13:57	MP80321-SD1	1570	69844	12060	3496
14:01	ZZZZZZ	1576	71418	13265	2941
14:04	ZZZZZZ	1445	64876	12041	2990
14:07	ZZZZZZ	1580	70201	12286	3410
14:10	MA34336-CCV8	1537	68140	11829	3330
14:13	MA34336-CCB8	1584	71098	11893	3691
14:16	ZZZZZZ	1550	69720	12228	3324
14:19	ZZZZZZ	1589	70342	12571	3457
14:22	ZZZZZZ	1585	70131	12389	3427
14:25	ZZZZZZ	1566	68566	12262	3409
14:29	ZZZZZZ	1578	70289	12345	3413
14:32	ZZZZZZ	1564	69923	12105	3414
14:35	ZZZZZZ	1412	62842	11839	2814
15:04	MA34336-CCV9	1546	64683	11854	3333
15:09	MA34336-CCB9	1609	68438	12025	3727
15:16	MA34336-CRI2	1591	67341	11873	3642
15:20	MA34336-CRIA2	1608	68497	11986	3723
15:28	MA34336-CCV10	1537	64914	11898	3326
15:36	MA34336-CCB10	1594	68642	12053	3703

R = Reference for ISTD limits. ! = Outside limits.

LEGEND:

Istd#	Parameter	Limits
Istd#1	Yttrium (2243)	70-130 %
Istd#2	Yttrium (3600)	70-130 %
Istd#3	Yttrium (3710)	70-130 %
Istd#4	Indium	70-130 %

(a) No samples reported for the elements associated with this internal standard.

BLANK RESULTS SUMMARY
Part 1 - Initial and Continuing Calibration Blanks

Login Number: JB70128
Account: LANGAN - Langan Engineering & Environmental
Project: Carroll Gardens, 363-365 Bond Street, Brooklyn, NY

File ID: SE062714M1.ICP Date Analyzed: 06/27/14 Methods: SW846 6010C
QC Limits: result < RL Run ID: MA34336 Units: ug/l

Time:			10:35		10:41		10:47		11:19	
Sample ID:			ICB1		CCB1		CCB2		CCB3	
Metal	RL	IDL	raw	final	raw	final	raw	final	raw	final
Aluminum	500	18	anr							
Antimony	20	2.1	anr							
Arsenic	20	2.7	anr							
Barium	200	.4	anr							
Beryllium	2.0	.1	anr							
Bismuth	20	3								
Boron	100	1.1								
Cadmium	5.0	.3	anr							
Calcium	5000	5.9	anr							
Chromium	10	.6	anr							
Cobalt	50	.3	anr							
Copper	25	.8	anr							
Iron	500	5.5								
Lead	20	1.3	anr							
Lithium	20	3.4								
Magnesium	5000	92								
Manganese	15	.05	anr							
Molybdenum	20	.5								
Nickel	40	.4	anr							
Palladium	50	2.2								
Potassium	10000	50								
Selenium	20	3.6	anr							
Silicon	200	2.1								
Silver	5.0	1.1	0.0	<5.0	-0.30	<5.0	-0.10	<5.0	0.50	<5.0
Sodium	10000	60								
Strontium	10	.2								
Sulfur	50	3.8								
Thallium	10	1.4	0.40	<10	-0.40	<10	-0.10	<10	0.20	<10
Tin	50	1.4								
Titanium	10	.5								
Tungsten	50	7.5								
Vanadium	50	.4	anr							
Zinc	20	.4	anr							

BLANK RESULTS SUMMARY
Part 1 - Initial and Continuing Calibration Blanks

Login Number: JB70128
Account: LANGAN - Langan Engineering & Environmental
Project: Carroll Gardens, 363-365 Bond Street, Brooklyn, NY

File ID: SE062714M1.ICP Date Analyzed: 06/27/14 Methods: SW846 6010C
QC Limits: result < RL Run ID: MA34336 Units: ug/l

Time: / Sample ID:			10:35 ICB1		10:41 CCB1		10:47 CCB2		11:19 CCB3	
Metal	RL	IDL	raw	final	raw	final	raw	final	raw	final
Zirconium	20	.3								

(*) Outside of QC limits
(anr) Analyte not requested

BLANK RESULTS SUMMARY
Part 1 - Initial and Continuing Calibration Blanks

Login Number: JB70128
Account: LANGAN - Langan Engineering & Environmental
Project: Carroll Gardens, 363-365 Bond Street, Brooklyn, NY

File ID: SE062714M1.ICP Date Analyzed: 06/27/14 Methods: SW846 6010C
QC Limits: result < RL Run ID: MA34336 Units: ug/l

Time:			11:53		12:31		13:05		13:39	
Sample ID:			CCB4		CCB5		CCB6		CCB7	
Metal	RL	IDL	raw	final	raw	final	raw	final	raw	final
Aluminum	500	18	anr							
Antimony	20	2.1	anr							
Arsenic	20	2.7	anr							
Barium	200	.4	anr							
Beryllium	2.0	.1	anr							
Bismuth	20	3								
Boron	100	1.1								
Cadmium	5.0	.3	anr							
Calcium	5000	5.9	anr							
Chromium	10	.6	anr							
Cobalt	50	.3	anr							
Copper	25	.8	anr							
Iron	500	5.5								
Lead	20	1.3	anr							
Lithium	20	3.4								
Magnesium	5000	92								
Manganese	15	.05	anr							
Molybdenum	20	.5								
Nickel	40	.4	anr							
Palladium	50	2.2								
Potassium	10000	50								
Selenium	20	3.6	anr							
Silicon	200	2.1								
Silver	5.0	1.1	-0.20	<5.0	0.50	<5.0	-0.20	<5.0	0.10	<5.0
Sodium	10000	60								
Strontium	10	.2								
Sulfur	50	3.8								
Thallium	10	1.4	-0.30	<10	-1.0	<10	0.30	<10	-0.40	<10
Tin	50	1.4								
Titanium	10	.5								
Tungsten	50	7.5								
Vanadium	50	.4	anr							
Zinc	20	.4	anr							

BLANK RESULTS SUMMARY
Part 1 - Initial and Continuing Calibration Blanks

Login Number: JB70128
Account: LANGAN - Langan Engineering & Environmental
Project: Carroll Gardens, 363-365 Bond Street, Brooklyn, NY

File ID: SE062714M1.ICP Date Analyzed: 06/27/14 Methods: SW846 6010C
QC Limits: result < RL Run ID: MA34336 Units: ug/l

Time: / Sample ID:			11:53 CCB4		12:31 CCB5		13:05 CCB6		13:39 CCB7	
Metal	RL	IDL	raw	final	raw	final	raw	final	raw	final
Zirconium	20	.3								

(*) Outside of QC limits
(anr) Analyte not requested

BLANK RESULTS SUMMARY
Part 1 - Initial and Continuing Calibration Blanks

Login Number: JB70128
Account: LANGAN - Langan Engineering & Environmental
Project: Carroll Gardens, 363-365 Bond Street, Brooklyn, NY

File ID: SE062714M1.ICP Date Analyzed: 06/27/14 Methods: SW846 6010C
QC Limits: result < RL Run ID: MA34336 Units: ug/l

Time:			14:13		15:09		15:36	
Sample ID:			CCB8		CCB9		CCB10	
Metal	RL	IDL	raw	final	raw	final	raw	final
Aluminum	500	18	anr					
Antimony	20	2.1	anr					
Arsenic	20	2.7	anr					
Barium	200	.4	anr					
Beryllium	2.0	.1	anr					
Bismuth	20	3						
Boron	100	1.1						
Cadmium	5.0	.3	anr					
Calcium	5000	5.9	anr					
Chromium	10	.6	anr					
Cobalt	50	.3	anr					
Copper	25	.8	anr					
Iron	500	5.5						
Lead	20	1.3	anr					
Lithium	20	3.4						
Magnesium	5000	92						
Manganese	15	.05	anr					
Molybdenum	20	.5						
Nickel	40	.4	anr					
Palladium	50	2.2						
Potassium	10000	50						
Selenium	20	3.6	anr					
Silicon	200	2.1						
Silver	5.0	1.1	-0.10	<5.0	0.0	<5.0	-0.30	<5.0
Sodium	10000	60						
Strontium	10	.2						
Sulfur	50	3.8						
Thallium	10	1.4	0.30	<10	0.50	<10	-0.50	<10
Tin	50	1.4						
Titanium	10	.5						
Tungsten	50	7.5						
Vanadium	50	.4	anr					
Zinc	20	.4	anr					

BLANK RESULTS SUMMARY
Part 1 - Initial and Continuing Calibration Blanks

Login Number: JB70128
Account: LANGAN - Langan Engineering & Environmental
Project: Carroll Gardens, 363-365 Bond Street, Brooklyn, NY

File ID: SE062714M1.ICP Date Analyzed: 06/27/14 Methods: SW846 6010C
QC Limits: result < RL Run ID: MA34336 Units: ug/l

Time:			14:13		15:09		15:36	
Sample ID:			CCB8		CCB9		CCB10	
Metal	RL	IDL	raw	final	raw	final	raw	final
Zirconium	20	.3						

(*) Outside of QC limits
(anr) Analyte not requested

CALIBRATION CHECK STANDARDS SUMMARY
Initial and Continuing Calibration Checks

Login Number: JB70128
Account: LANGAN - Langan Engineering & Environmental
Project: Carroll Gardens, 363-365 Bond Street, Brooklyn, NY

File ID: SE062714M1.ICP Date Analyzed: 06/27/14 Methods: SW846 6010C
QC Limits: 90 to 110 % Recovery Run ID: MA34336 Units: ug/l

Time:		10:32			10:38			10:44	
Sample ID:	ICV	ICV1		CCV	CCV1		CCV	CCV2	
Metal	True	Results	% Rec	True	Results	% Rec	True	Results	% Rec
Aluminum	anr								
Antimony	anr								
Arsenic	anr								
Barium	anr								
Beryllium	anr								
Bismuth									
Boron									
Cadmium	anr								
Calcium	anr								
Chromium	anr								
Cobalt	anr								
Copper	anr								
Iron									
Lead	anr								
Lithium									
Magnesium									
Manganese	anr								
Molybdenum									
Nickel	anr								
Palladium									
Potassium									
Selenium	anr								
Silicon									
Silver	250	248	99.2	250	239	95.6	250	248	99.2
Sodium									
Strontium									
Sulfur									
Thallium	2000	2110	105.5	2000	2140	107.0	2000	2100	105.0
Tin									
Titanium									
Tungsten									
Vanadium	anr								
Zinc	anr								

CALIBRATION CHECK STANDARDS SUMMARY
Initial and Continuing Calibration Checks

Login Number: JB70128
Account: LANGAN - Langan Engineering & Environmental
Project: Carroll Gardens, 363-365 Bond Street, Brooklyn, NY

File ID: SE062714M1.ICP Date Analyzed: 06/27/14 Methods: SW846 6010C
QC Limits: 90 to 110 % Recovery Run ID: MA34336 Units: ug/l

Time:		10:32			10:38			10:44	
Sample ID:	ICV	ICV1		CCV	CCV1		CCV	CCV2	
Metal	True	Results	% Rec	True	Results	% Rec	True	Results	% Rec
Zirconium									

(*) Outside of QC limits
(anr) Analyte not requested

CALIBRATION CHECK STANDARDS SUMMARY
Initial and Continuing Calibration Checks

Login Number: JB70128
Account: LANGAN - Langan Engineering & Environmental
Project: Carroll Gardens, 363-365 Bond Street, Brooklyn, NY

File ID: SE062714M1.ICP Date Analyzed: 06/27/14 Methods: SW846 6010C
QC Limits: 90 to 110 % Recovery Run ID: MA34336 Units: ug/l

Time:		11:16			11:51			12:25	
Sample ID:	CCV	CCV3		CCV	CCV4		CCV	CCV5	
Metal	True	Results	% Rec	True	Results	% Rec	True	Results	% Rec
Aluminum	anr								
Antimony	anr								
Arsenic	anr								
Barium	anr								
Beryllium	anr								
Bismuth									
Boron									
Cadmium	anr								
Calcium	anr								
Chromium	anr								
Cobalt	anr								
Copper	anr								
Iron									
Lead	anr								
Lithium									
Magnesium									
Manganese	anr								
Molybdenum									
Nickel	anr								
Palladium									
Potassium									
Selenium	anr								
Silicon									
Silver	250	247	98.8	250	245	98.0	250	247	98.8
Sodium									
Strontium									
Sulfur									
Thallium	2000	2090	104.5	2000	2090	104.5	2000	2080	104.0
Tin									
Titanium									
Tungsten									
Vanadium	anr								
Zinc	anr								

CALIBRATION CHECK STANDARDS SUMMARY
Initial and Continuing Calibration Checks

Login Number: JB70128
Account: LANGAN - Langan Engineering & Environmental
Project: Carroll Gardens, 363-365 Bond Street, Brooklyn, NY

File ID: SE062714M1.ICP Date Analyzed: 06/27/14 Methods: SW846 6010C
QC Limits: 90 to 110 % Recovery Run ID: MA34336 Units: ug/l

Time:		11:16			11:51			12:25	
Sample ID:	CCV	CCV3		CCV	CCV4		CCV	CCV5	
Metal	True	Results	% Rec	True	Results	% Rec	True	Results	% Rec
Zirconium									

(*) Outside of QC limits
(anr) Analyte not requested

CALIBRATION CHECK STANDARDS SUMMARY
Initial and Continuing Calibration Checks

Login Number: JB70128
Account: LANGAN - Langan Engineering & Environmental
Project: Carroll Gardens, 363-365 Bond Street, Brooklyn, NY

File ID: SE062714M1.ICP Date Analyzed: 06/27/14 Methods: SW846 6010C
QC Limits: 90 to 110 % Recovery Run ID: MA34336 Units: ug/l

Time:		13:02			13:36			14:10	
Sample ID:	CCV	CCV6		CCV	CCV7		CCV	CCV8	
Metal	True	Results	% Rec	True	Results	% Rec	True	Results	% Rec
Aluminum	anr								
Antimony	anr								
Arsenic	anr								
Barium	anr								
Beryllium	anr								
Bismuth									
Boron									
Cadmium	anr								
Calcium	anr								
Chromium	anr								
Cobalt	anr								
Copper	anr								
Iron									
Lead	anr								
Lithium									
Magnesium									
Manganese	anr								
Molybdenum									
Nickel	anr								
Palladium									
Potassium									
Selenium	anr								
Silicon									
Silver	250	245	98.0	250	245	98.0	250	246	98.4
Sodium									
Strontium									
Sulfur									
Thallium	2000	2100	105.0	2000	2080	104.0	2000	2080	104.0
Tin									
Titanium									
Tungsten									
Vanadium	anr								
Zinc	anr								

CALIBRATION CHECK STANDARDS SUMMARY
Initial and Continuing Calibration Checks

Login Number: JB70128
Account: LANGAN - Langan Engineering & Environmental
Project: Carroll Gardens, 363-365 Bond Street, Brooklyn, NY

File ID: SE062714M1.ICP Date Analyzed: 06/27/14 Methods: SW846 6010C
QC Limits: 90 to 110 % Recovery Run ID: MA34336 Units: ug/l

Time:		13:02			13:36			14:10	
Sample ID:	CCV	CCV6		CCV	CCV7		CCV	CCV8	
Metal	True	Results	% Rec	True	Results	% Rec	True	Results	% Rec
Zirconium									

(*) Outside of QC limits
(anr) Analyte not requested

CALIBRATION CHECK STANDARDS SUMMARY
Initial and Continuing Calibration Checks

Login Number: JB70128
Account: LANGAN - Langan Engineering & Environmental
Project: Carroll Gardens, 363-365 Bond Street, Brooklyn, NY

File ID: SE062714M1.ICP Date Analyzed: 06/27/14 Methods: SW846 6010C
QC Limits: 90 to 110 % Recovery Run ID: MA34336 Units: ug/l

Time:		15:04			15:28	
Sample ID:	CCV	CCV9		CCV	CCV10	
Metal	True	Results	% Rec	True	Results	% Rec
Aluminum	anr					
Antimony	anr					
Arsenic	anr					
Barium	anr					
Beryllium	anr					
Bismuth						
Boron						
Cadmium	anr					
Calcium	anr					
Chromium	anr					
Cobalt	anr					
Copper	anr					
Iron						
Lead	anr					
Lithium						
Magnesium						
Manganese	anr					
Molybdenum						
Nickel	anr					
Palladium						
Potassium						
Selenium	anr					
Silicon						
Silver	250	257	102.8	250	255	102.0
Sodium						
Strontium						
Sulfur						
Thallium	2000	2080	104.0	2000	2080	104.0
Tin						
Titanium						
Tungsten						
Vanadium	anr					
Zinc	anr					

CALIBRATION CHECK STANDARDS SUMMARY
Initial and Continuing Calibration Checks

Login Number: JB70128
Account: LANGAN - Langan Engineering & Environmental
Project: Carroll Gardens, 363-365 Bond Street, Brooklyn, NY

File ID: SE062714M1.ICP Date Analyzed: 06/27/14 Methods: SW846 6010C
QC Limits: 90 to 110 % Recovery Run ID: MA34336 Units: ug/l

Time:		15:04			15:28	
Sample ID:	CCV	CCV9		CCV	CCV10	
Metal	True	Results	% Rec	True	Results	% Rec
Zirconium						

(*) Outside of QC limits
(anr) Analyte not requested

LOW CALIBRATION CHECK STANDARDS SUMMARY

Login Number: JB70128
Account: LANGAN - Langan Engineering & Environmental
Project: Carroll Gardens, 363-365 Bond Street, Brooklyn, NY

File ID: SE062714M1.ICP Date Analyzed: 06/27/14 Methods: SW846 6010C
QC Limits: CRI 70-130% CRIA 70-130% Run ID: MA34336 Units: ug/l

Time:				10:50		10:54		10:57	
Sample ID:	CRI	CRIA	CRID	CRI1		CRID1		CRIA1	
Metal	True	True	True	Results	% Rec	Results	% Rec	Results	% Rec
Aluminum	200	500	100	anr					
Antimony	6.0	20	3.0	anr					
Arsenic	8.0	20	3.0	anr					
Barium	200		4.0	anr					
Beryllium	2.0		1.0	anr					
Bismuth	20								
Boron	100		10						
Cadmium	3.0		1.0	anr					
Calcium	5000		1000	anr					
Chromium	10		2.0	anr					
Cobalt	50		3.0	anr					
Copper	10		2.0	anr					
Iron	100	500							
Lead	3.0	20	2.5	anr					
Lithium	20								
Magnesium	5000		100						
Manganese	15		3.0	anr					
Molybdenum	20								
Nickel	10		4.0	anr					
Palladium	50								
Potassium	5000		2000						
Selenium	10	20	5.0	anr					
Silicon	200								
Silver	5.0		1.0	4.7	94.0	0.60U	0.0* (a)		
Sodium	5000		1000						
Strontium	10								
Sulfur	50								
Thallium	10		2.0	10.9	109.0	1.9	95.0		
Tin	10								
Titanium	10								
Tungsten	50								
Vanadium	50		2.0	anr					
Zinc	20		10	anr					

LOW CALIBRATION CHECK STANDARDS SUMMARY

Login Number: JB70128
Account: LANGAN - Langan Engineering & Environmental
Project: Carroll Gardens, 363-365 Bond Street, Brooklyn, NY

File ID: SE062714M1.ICP Date Analyzed: 06/27/14 Methods: SW846 6010C
QC Limits: CRI 70-130% CRIA 70-130% Run ID: MA34336 Units: ug/l

Time:				10:50		10:54		10:57	
Sample ID:	CRI	CRIA	CRID	CRI1		CRID1		CRIA1	
Metal	True	True	True	Results	% Rec	Results	% Rec	Results	% Rec
Zirconium	10								

(*) Outside of QC limits
(anr) Analyte not requested
(a) No samples reported for this element at this RL in the area bracketed by this QC.

LOW CALIBRATION CHECK STANDARDS SUMMARY

Login Number: JB70128
Account: LANGAN - Langan Engineering & Environmental
Project: Carroll Gardens, 363-365 Bond Street, Brooklyn, NY

File ID: SE062714M1.ICP Date Analyzed: 06/27/14 Methods: SW846 6010C
QC Limits: CRI 70-130% CRIA 70-130% Run ID: MA34336 Units: ug/l

Time:				15:16		15:20	
Sample ID:	CRI	CRIA	CRID	CRI2		CRIA2	
Metal	True	True	True	Results	% Rec	Results	% Rec
Aluminum	200	500	100	anr			
Antimony	6.0	20	3.0	anr			
Arsenic	8.0	20	3.0	anr			
Barium	200		4.0	anr			
Beryllium	2.0		1.0	anr			
Bismuth	20						
Boron	100		10				
Cadmium	3.0		1.0	anr			
Calcium	5000		1000	anr			
Chromium	10		2.0	anr			
Cobalt	50		3.0	anr			
Copper	10		2.0	anr			
Iron	100	500					
Lead	3.0	20	2.5	anr			
Lithium	20						
Magnesium	5000		100				
Manganese	15		3.0	anr			
Molybdenum	20						
Nickel	10		4.0	anr			
Palladium	50						
Potassium	5000		2000				
Selenium	10	20	5.0	anr			
Silicon	200						
Silver	5.0		1.0	4.9	98.0		
Sodium	5000		1000				
Strontium	10						
Sulfur	50						
Thallium	10		2.0	11.2	112.0		
Tin	10						
Titanium	10						
Tungsten	50						
Vanadium	50		2.0	anr			
Zinc	20		10	anr			

LOW CALIBRATION CHECK STANDARDS SUMMARY

Login Number: JB70128
Account: LANGAN - Langan Engineering & Environmental
Project: Carroll Gardens, 363-365 Bond Street, Brooklyn, NY

File ID: SE062714M1.ICP Date Analyzed: 06/27/14 Methods: SW846 6010C
QC Limits: CRI 70-130% CRIA 70-130% Run ID: MA34336 Units: ug/l

Time:				15:16		15:20	
Sample ID:	CRI	CRIA	CRID	CRI2		CRIA2	
Metal	True	True	True	Results	% Rec	Results	% Rec
Zirconium	10						

(*) Outside of QC limits
(anr) Analyte not requested

10.3.4 10

INTERFERING ELEMENT CHECK STANDARDS SUMMARY
Part 1 - ICSA and ICSAB Standards

Login Number: JB70128
Account: LANGAN - Langan Engineering & Environmental
Project: Carroll Gardens, 363-365 Bond Street, Brooklyn, NY

File ID: SE062714M1.ICP Date Analyzed: 06/27/14 Methods: SW846 6010C
QC Limits: 80 to 120 % Recovery Run ID: MA34336 Units: ug/l

Time:			11:03		11:07	
Sample ID:	ICSA	ICSAB	ICSA1		ICSAB1	
Metal	True	True	Results	% Rec	Results	% Rec
Aluminum	500000	500000	524000	104.8	518000	103.6
Antimony		1000	0.90		1040	104.0
Arsenic		1000	0.30		1070	107.0
Barium		500	-1.5		503	100.6
Beryllium		500	0.0		496	99.2
Bismuth		500	3.2		555	111.0
Boron			-2.7		-5.8	
Cadmium		1000	2.0		1010	101.0
Calcium	400000	400000	404000	101.0	389000	97.3
Chromium		500	0.40		484	96.8
Cobalt		500	-0.60		490	98.0
Copper		500	4.0		516	103.2
Iron	200000	200000	191000	95.5	196000	98.0
Lead		1000	-0.40		967	96.7
Lithium		500	9.4		568	113.6
Magnesium	500000	500000	539000	107.8	529000	105.8
Manganese		500	4.0		497	99.4
Molybdenum		500	-1.0		504	100.8
Nickel		1000	0.0		981	98.1
Palladium		500	26.7		575	115.0
Potassium			149		185	
Selenium		1000	2.5		1070	107.0
Silicon			-27		-28	
Silver		1000	3.2		1040	104.0
Sodium			-19		-11	
Strontium			-5.9		-5.7	
Sulfur		500	-15		486	97.2
Thallium		1000	1.6		954	95.4
Tin			-1.8		-1.9	
Titanium			1.1		0.70	
Tungsten		500	5.9		544	108.8
Vanadium		500	0.0		501	100.2
Zinc		1000	-2.0		967	96.7

INTERFERING ELEMENT CHECK STANDARDS SUMMARY
Part 1 - ICSA and ICSAB Standards

Login Number: JB70128
Account: LANGAN - Langan Engineering & Environmental
Project: Carroll Gardens, 363-365 Bond Street, Brooklyn, NY

File ID: SE062714M1.ICP Date Analyzed: 06/27/14 Methods: SW846 6010C
QC Limits: 80 to 120 % Recovery Run ID: MA34336 Units: ug/l

Time:			11:03		11:07	
Sample ID:	ICSA	ICSAB	ICSA1		ICSAB1	
Metal	True	True	Results	% Rec	Results	% Rec
Zirconium		500	0.30		582	116.4

(*) Outside of QC limits
(anr) Analyte not requested

Accutest Laboratories Instrument Runlog
Inorganics Analyses

Login Number: JB70128
Account: LANGAN - Langan Engineering & Environmental
Project: Carroll Gardens, 363-365 Bond Street, Brooklyn, NY

File ID: SC062714M1.ICP Date Analyzed: 06/27/14 Methods: EPA 200.7, SW846 6010C
Analyst: ND Run ID: MA34337
Parameters: Zn

Time	Sample Description	Dilution Factor	PS Recov	Comments
12:14	MA34337-STD1	1		iec 5/2/2014
12:20	MA34337-STD2	1		STDB
12:26	ZZZZZZ	1		
12:32	ZZZZZZ	1		
12:41	MA34337-ICV1	1		
12:54	MA34337-ICB1	1		
13:00	MA34337-ICCV1	1		
13:10	MA34337-CCB1	1		
13:16	MA34337-CRI1	1		
13:22	MA34337-CRID1	1		
13:28	MA34337-CRIA1	1		
13:34	MA34337-CRID2	1		
13:40	MA34337-ICSA1	1		
13:46	MA34337-ICSAB1	1		
13:52	ZZZZZZ	1		
13:58	ZZZZZZ	1		
14:04	MA34337-CCV1	1		
14:10	MA34337-CCB2	1		
14:16	ZZZZZZ	1		
14:22	ZZZZZZ	2		
14:28	ZZZZZZ	1		
14:34	ZZZZZZ	1		
14:40	ZZZZZZ	1		
14:46	ZZZZZZ	3		
14:52	ZZZZZZ	2		
14:58	ZZZZZZ	1		
15:04	ZZZZZZ	1		
15:10	MA34337-CCV2	1		
15:15	MA34337-CCB3	1		
15:22	MP80306-SD1	5		
---------->	Last reportable sample/prep for job JB70128			
15:28	ZZZZZZ	1		
15:34	ZZZZZZ	1		
15:40	ZZZZZZ	5		

Accutest Laboratories Instrument Runlog
Inorganics Analyses

Login Number: JB70128
Account: LANGAN - Langan Engineering & Environmental
Project: Carroll Gardens, 363-365 Bond Street, Brooklyn, NY

File ID: SC062714M1.ICP Date Analyzed: 06/27/14 Methods: EPA 200.7, SW846 6010C
Analyst: ND Run ID: MA34337
Parameters: Zn

Time	Sample Description	Dilution Factor	PS Recov	Comments
15:46	MP80292-MB1	1		
15:52	MP80292-LC1	1		
15:58	ZZZZZZ	5		
16:04	ZZZZZZ	1		
16:10	ZZZZZZ	1		
16:16	MA34337-CCV3	1		
16:22	MA34337-CCB4	1		
16:28	ZZZZZZ	1		
16:34	ZZZZZZ	1		
16:40	ZZZZZZ	1		
16:46	ZZZZZZ	1		
16:52	MP80324-MB1	1		
16:58	MP80324-LC1	1		
17:04	MP80324-S1	1		
17:10	MP80324-S2	1		
17:15	JB70152-2	1		(sample used for QC only; not part of login JB70128)
17:22	MA34337-CCV4	1		
17:27	MA34337-CCB5	1		
17:33	MP80324-SD1	5		
17:39	ZZZZZZ	1		
17:46	ZZZZZZ	1		
17:52	ZZZZZZ	1		
17:58	ZZZZZZ	1		
18:04	ZZZZZZ	1		
18:10	ZZZZZZ	1		
18:16	ZZZZZZ	1		
18:22	ZZZZZZ	1		
18:28	MA34337-CCV5	1		
18:34	MA34337-CCB6	1		
18:40	MP80335-MB1	1		
18:46	MP80335-LC1	1		
18:52	MP80335-S1	1		
18:58	MP80335-S2	1		

Accutest Laboratories Instrument Runlog
Inorganics Analyses

Login Number: JB70128
Account: LANGAN - Langan Engineering & Environmental
Project: Carroll Gardens, 363-365 Bond Street, Brooklyn, NY

File ID: SC062714M1.ICP Date Analyzed: 06/27/14 Methods: EPA 200.7, SW846 6010C
Analyst: ND Run ID: MA34337
Parameters: Zn

Time	Sample Description	Dilution Factor	PS Recov	Comments
19:04	JB70109-1	1		(sample used for QC only; not part of login JB70128)
19:10	MP80335-SD1	5		
19:16	MP80335-S3	1		
19:22	JB70243-3	1		(sample used for QC only; not part of login JB70128)
19:28	ZZZZZZ	1		
19:34	MA34337-CCV6	1		
19:40	MA34337-CCB7	1		
19:46	ZZZZZZ	1		
19:52	ZZZZZZ	1		
19:58	ZZZZZZ	1		
20:04	ZZZZZZ	1		
20:10	ZZZZZZ	1		
20:16	ZZZZZZ	1		
20:22	ZZZZZZ	1		
20:28	ZZZZZZ	1		
20:34	ZZZZZZ	1		
20:41	MA34337-CCV7	1		
20:46	MA34337-CCB8	1		
20:52	MA34337-CRID3	1		
20:59	MA34337-CRI2	1		
21:05	MA34337-CRIA2	1		
21:11	MA34337-CRID4	1		
21:17	MA34337-ICSA2	1		
21:23	MA34337-ICSAB2	1		
21:29	MA34337-CCV8	1		
21:34	MA34337-CCB9	1		
---------->	Last reportable CCB for job JB70128			
21:41	MP80305-MB1	1		
21:47	MP80305-B1	1		
21:53	MP80305-S1	1		IN out
21:59	MP80305-S2	1		IN out
22:05	JB70113-2	1		(sample used for QC only; not part of login JB70128)
22:11	MP80305-SD1	5		IN out
22:17	MP80309-MB1	1		

Accutest Laboratories Instrument Runlog
Inorganics Analyses

Login Number: JB70128
Account: LANGAN - Langan Engineering & Environmental
Project: Carroll Gardens, 363-365 Bond Street, Brooklyn, NY

File ID: SC062714M1.ICP Date Analyzed: 06/27/14 Methods: EPA 200.7, SW846 6010C
Analyst: ND Run ID: MA34337
Parameters: Zn

Time	Sample Description	Dilution Factor	PS Recov	Comments
22:23	MP80309-B1	1		
22:29	MP80309-S1	1		MN high
22:35	MA34337-CCV9	1		
22:41	MA34337-CCB10	1		
22:47	MP80309-S2	1		MN high
22:53	JB69647-1	1		(sample used for QC only; not part of login JB70128)
22:59	MP80309-SD1	5		MN high
23:05	ZZZZZZ	1		
23:11	ZZZZZZ	1		
23:17	ZZZZZZ	1		
23:23	MP80340-MB1	1		Batch to reanalyze for Mn, ICV out
23:29	MP80340-LC1	1		
23:35	MP80340-S1	1		
23:41	MA34337-CCV10	1		
23:47	MA34337-CCB11	1		
23:53	MP80340-S2	1		
23:59	JB70078-1	1		(sample used for QC only; not part of login JB70128)
00:05	MP80340-SD1	5		
00:11	MP80340-S3	1		
00:17	JB70078-2	1		(sample used for QC only; not part of login JB70128)
00:23	ZZZZZZ	1		
00:29	ZZZZZZ	1		
00:35	ZZZZZZ	1		
00:41	ZZZZZZ	1		
00:47	ZZZZZZ	1		
00:53	MA34337-CCV11	1		
00:59	MA34337-CCB12	1		
01:05	ZZZZZZ	1		
01:11	ZZZZZZ	1		
01:17	ZZZZZZ	1		
01:23	ZZZZZZ	1		
01:29	ZZZZZZ	1		
01:35	ZZZZZZ	1		

Accutest Laboratories Instrument Runlog
Inorganics Analyses

Login Number: JB70128
Account: LANGAN - Langan Engineering & Environmental
Project: Carroll Gardens, 363-365 Bond Street, Brooklyn, NY

File ID: SC062714M1.ICP Date Analyzed: 06/27/14 Methods: EPA 200.7, SW846 6010C
Analyst: ND Run ID: MA34337
Parameters: Zn

Time	Sample Description	Dilution Factor	PS Recov	Comments
01:41	ZZZZZZ	1		
01:47	ZZZZZZ	1		
01:53	ZZZZZZ	1		
01:59	ZZZZZZ	1		
02:05	MA34337-CCV12	1		
02:11	MA34337-CCB13	1		
02:17	ZZZZZZ	1		
02:23	ZZZZZZ	1		
02:29	ZZZZZZ	1		
02:35	ZZZZZZ	1		
02:41	ZZZZZZ	1		
02:47	ZZZZZZ	1		
02:53	ZZZZZZ	1		
02:59	ZZZZZZ	1		
03:06	ZZZZZZ	1		
03:11	ZZZZZZ	1		
03:18	MA34337-CCV13	1		
03:23	MA34337-CCB14	1		
03:29	MA34337-CRI3	1		
03:35	MA34337-CRID5	1		
03:42	MA34337-CRIA3	1		
03:48	MA34337-CCV14	1		
03:54	MA34337-CCB15	1		
04:00	ZZZZZZ	1		
04:06	ZZZZZZ	1		
04:12	ZZZZZZ	1		
04:18	ZZZZZZ	1		
04:24	ZZZZZZ	1		
04:30	ZZZZZZ	1		
04:36	ZZZZZZ	1		
04:42	ZZZZZZ	1		
04:48	ZZZZZZ	1		
04:54	ZZZZZZ	1		

Accutest Laboratories Instrument Runlog
Inorganics Analyses

Login Number: JB70128
Account: LANGAN - Langan Engineering & Environmental
Project: Carroll Gardens, 363-365 Bond Street, Brooklyn, NY

File ID: SC062714M1.ICP Date Analyzed: 06/27/14 Methods: EPA 200.7, SW846 6010C
Analyst: ND Run ID: MA34337
Parameters: Zn

Time	Sample Description	Dilution Factor	PS Recov	Comments
05:00	MA34337-CCV15	1		
05:06	MA34337-CCB16	1		
05:12	ZZZZZZ	1		
05:18	ZZZZZZ	1		
05:24	ZZZZZZ	1		
05:30	ZZZZZZ	1		
05:36	ZZZZZZ	1		
05:42	ZZZZZZ	1		
05:48	ZZZZZZ	1		
05:54	ZZZZZZ	1		
06:00	ZZZZZZ	1		
06:06	ZZZZZZ	1		
06:12	MA34337-CCV16	1		
06:18	MA34337-CCB17	1		
06:24	ZZZZZZ	1		
06:30	ZZZZZZ	1		
06:37	MP80291-S1	2		CRID out
06:42	MP80291-S2	2		CRID out
06:48	JB69932-4	2		(sample used for QC only; not part of login JB70128)
06:54	MP80291-SD1	10		CRID out
07:00	ZZZZZZ	1		
07:06	ZZZZZZ	2		
07:13	ZZZZZZ	1		
07:19	MP80272-S3	1		
07:24	MA34337-CCV17	1		
07:30	MA34337-CCB18	1		
07:36	MP80272-S4	1		
07:42	JB69800-4F	1		(sample used for QC only; not part of login JB70128)
07:48	MP80272-SD2	5		
07:54	ZZZZZZ	2		
08:00	ZZZZZZ	1		
08:06	ZZZZZZ	1		
08:12	ZZZZZZ	2		

Accutest Laboratories Instrument Runlog
Inorganics Analyses

Login Number: JB70128
Account: LANGAN - Langan Engineering & Environmental
Project: Carroll Gardens, 363-365 Bond Street, Brooklyn, NY

File ID: SC062714M1.ICP Date Analyzed: 06/27/14 Methods: EPA 200.7, SW846 6010C
Analyst: ND Run ID: MA34337
Parameters: Zn

Time	Sample Description	Dilution Factor	PS Recov	Comments
08:18	ZZZZZZ	1		
08:24	JB69800-4F	1		(sample used for QC only; not part of login JB70128)
08:30	MA34337-CCV18	1		
08:36	MA34337-CCB19	1		
08:42	MA34337-CRI4	1		
08:48	MA34337-CRID6	1		
08:55	MA34337-CRIA4	1		
09:01	MA34337-CCV19	1		
09:07	MA34337-CCB20	1		
09:13	ZZZZZZ	1		
09:19	ZZZZZZ	1		
09:25	ZZZZZZ	1		
09:31	ZZZZZZ	1		
09:37	ZZZZZZ	1		
09:43	ZZZZZZ	1		
09:49	ZZZZZZ	1		
09:55	ZZZZZZ	1		

Refer to raw data for calibration curve and standards.

INTERNAL STANDARD SUMMARY

Login Number: JB70128
Account: LANGAN - Langan Engineering & Environmental
Project: Carroll Gardens, 363-365 Bond Street, Brooklyn, NY

File ID: SC062714M1.ICP Date Analyzed: 06/27/14 Methods: EPA 200.7, SW846 6010C
Analyst: ND Run ID: MA34337
Parameters: Zn

Time	Sample Description	Istd#1	Istd#2	Istd#3	Istd#4
12:14	MA34337-STD1	2977 R	77399 R	6969 R	4474 R
12:20	MA34337-STD2	2711	73492	6816	3777
12:26	ZZZZZZ	2816	75203	6795	3965
12:32	ZZZZZZ	2979	77444	6842	4484
12:41	MA34337-ICV1	2790	73428	6813	3932
12:54	MA34337-ICB1	2952	76614	6941	4448
13:00	MA34337-ICCV1	2810	74972	6910	3959
13:10	MA34337-CCB1	2959	75882	6922	4466
13:16	MA34337-CRI1	2925	76778	6939	4376
13:22	MA34337-CRID1	No results reported for the elements associated with this internal standard.			
13:28	MA34337-CRIA1	3001	77624	7023	4511
13:34	MA34337-CRID2	2945	76982	6916	4420
13:40	MA34337-ICSA1	2478	68211	6387	3342
13:46	MA34337-ICSAB1	2479	68784	6422	3348
13:52	ZZZZZZ	2886	76206	6786	4323
13:58	ZZZZZZ	2909	77709	6993	4476
14:04	MA34337-CCV1	2803	74488	6754	3950
14:10	MA34337-CCB2	2967	76613	6847	4469
14:16	ZZZZZZ	2969	77517	6946	4491
14:22	ZZZZZZ	2816	76001	6792	4161
14:28	ZZZZZZ	2615	72345	6641	3633
14:34	ZZZZZZ	2535	71065	6653	3504
14:40	ZZZZZZ	2967	77374	6973	4506
14:46	ZZZZZZ	2901	77212	7010	4170
14:52	ZZZZZZ	2905	77581	7013	4171
14:58	ZZZZZZ	2761	76431	7021	3917
15:04	ZZZZZZ	2993	77428	6890	4529
15:10	MA34337-CCV2	2810	74708	6711	3960
15:15	MA34337-CCB3	2975	76585	6800	4485
15:22	MP80306-SD1	2952	76980	6845	4466
15:28	ZZZZZZ	2973	77112	6874	4497
15:34	ZZZZZZ	2932	77011	6891	4362
15:40	ZZZZZZ	2670	72557	6588	3762

INTERNAL STANDARD SUMMARY

Login Number: JB70128
Account: LANGAN - Langan Engineering & Environmental
Project: Carroll Gardens, 363-365 Bond Street, Brooklyn, NY

File ID: SC062714M1.ICP Date Analyzed: 06/27/14 Methods: EPA 200.7, SW846 6010C
Analyst: ND Run ID: MA34337
Parameters: Zn

Time	Sample Description	Istd#1	Istd#2	Istd#3	Istd#4
15:46	MP80292-MB1	2982	77575	6916	4520
15:52	MP80292-LC1	2895	76383	6808	4285
15:58	ZZZZZZ	3247	88638	7829	4108
16:04	ZZZZZZ	2788	75223	6704	4048
16:10	ZZZZZZ	2951	76668	6880	4474
16:16	MA34337-CCV3	2812	74938	6715	3962
16:22	MA34337-CCB4	2963	77006	6840	4465
16:28	ZZZZZZ	2644	72842	6599	3737
16:34	ZZZZZZ	2922	76180	6783	4404
16:40	ZZZZZZ	2930	77142	6846	4386
16:46	ZZZZZZ	2916	75420	6819	4300
16:52	MP80324-MB1	2947	75984	6860	4451
16:58	MP80324-LC1	2906	75954	6765	4269
17:04	MP80324-S1	2830	76059	6742	4099
17:10	MP80324-S2	2820	75829	6722	4080
17:15	JB70152-2	2931	76813	6713	4396
17:22	MA34337-CCV4	2820	75098	6716	3953
17:27	MA34337-CCB5	2982	77186	6810	4473
17:33	MP80324-SD1	2988	77241	6832	4491
17:39	ZZZZZZ	2948	77654	6832	4422
17:46	ZZZZZZ	2655	71961	6572	3628
17:52	ZZZZZZ	2937	77426	6875	4290
17:58	ZZZZZZ	2876	76300	6778	4250
18:04	ZZZZZZ	2572	70745	6501	3539
18:10	ZZZZZZ	2590	71703	6571	3605
18:16	ZZZZZZ	2689	73595	6600	3817
18:22	ZZZZZZ	2364	64053	6210	3107 !a
18:28	MA34337-CCV5	2814	75608	6669	3944
18:34	MA34337-CCB6	2989	77200	6725	4475
18:40	MP80335-MB1	3027	78906	7035	4609
18:46	MP80335-LC1	2945	77369	6971	4366
18:52	MP80335-S1	2513	71059	6637	3551
18:58	MP80335-S2	2506	68688	6571	3542

INTERNAL STANDARD SUMMARY

Login Number: JB70128
Account: LANGAN - Langan Engineering & Environmental
Project: Carroll Gardens, 363-365 Bond Street, Brooklyn, NY

File ID: SC062714M1.ICP Date Analyzed: 06/27/14 Methods: EPA 200.7, SW846 6010C
Analyst: ND Run ID: MA34337
Parameters: Zn

Time	Sample Description	Istd#1	Istd#2	Istd#3	Istd#4	
19:04	JB70109-1	2537	71516	6598	3605	
19:10	MP80335-SD1	2806	75889	6605	4117	
19:16	MP80335-S3	2703	72621	6708	3881	
19:22	JB70243-3	2793	76075	6806	4061	
19:28	ZZZZZZ	2405	67576	6232	3296	
19:34	MA34337-CCV6	2821	75299	6584	3970	
19:40	MA34337-CCB7	2983	77542	6714	4480	
19:46	ZZZZZZ	2358	66735	6297	3178	
19:52	ZZZZZZ	2644	71965	6462	3691	
19:58	ZZZZZZ	2881	76531	6628	4283	
20:04	ZZZZZZ	2876	76586	6638	4268	
20:10	ZZZZZZ	2691	73247	6436	3761	
20:16	ZZZZZZ	2640	72491	6401	3705	
20:22	ZZZZZZ	2598	71519	6391	3599	
20:28	ZZZZZZ	2753	74500	6524	3915	
20:34	ZZZZZZ	2625	71658	6376	3611	
20:41	MA34337-CCV7	2829	75194	6443	3970	
20:46	MA34337-CCB8	3028	78006	6626	4542	
20:52	MA34337-CRID3	2993	77401	6626	4477	
20:59	MA34337-CRI2	2968	77655	6546	4414	
21:05	MA34337-CRIA2	3031	78418	6630	4546	
21:11	MA34337-CRID4	3005	78115	6625	4490	
21:17	MA34337-ICSA2	2495	69206	6112	3355	
21:23	MA34337-ICSAB2	2514	69408	6079	3391	
21:29	MA34337-CCV8	2848	76653	6517	4003	
21:34	MA34337-CCB9	3018	77529	6569	4518	
21:41	MP80305-MB1	2525	68906	6131	3403	
21:47	MP80305-B1	2555	69701	6188	3432	
21:53	MP80305-S1	2336	65548	5837	3119	!a
21:59	MP80305-S2	2314	65229	5815	3101	!a
22:05	JB70113-2	2305	65028	5801	3092	!a
22:11	MP80305-SD1	2693	74060	6308	3795	
22:17	MP80309-MB1	2979	78387	6513	4523	

INTERNAL STANDARD SUMMARY

Login Number: JB70128
Account: LANGAN - Langan Engineering & Environmental
Project: Carroll Gardens, 363-365 Bond Street, Brooklyn, NY

File ID: SC062714M1.ICP Date Analyzed: 06/27/14 Methods: EPA 200.7, SW846 6010C
Analyst: ND Run ID: MA34337
Parameters: Zn

Time	Sample Description	Istd#1	Istd#2	Istd#3	Istd#4
22:23	MP80309-B1	2988	78287	6536	4473
22:29	MP80309-S1	2505	71178	6245	3398
22:35	MA34337-CCV9	2852	76055	6387	3997
22:41	MA34337-CCB10	2981	77887	6381	4472
22:47	MP80309-S2	2509	71399	6201	3406
22:53	JB69647-1	2512	73110	6209	3410
22:59	MP80309-SD1	2787	75581	6310	3934
23:05	ZZZZZZ	2785	75613	6299	4084
23:11	ZZZZZZ	2689	73850	6255	3850
23:17	ZZZZZZ	2992	78070	6570	4525
23:23	MP80340-MB1	2976	79353	6719	4557
23:29	MP80340-LC1	2894	77012	6623	4325
23:35	MP80340-S1	2805	75322	6506	4123
23:41	MA34337-CCV10	2809	75594	6399	3973
23:47	MA34337-CCB11	2942	76833	6438	4454
23:53	MP80340-S2	2817	76189	6597	4149
23:59	JB70078-1	2939	77611	6612	4524
00:05	MP80340-SD1	2946	77156	6510	4494
00:11	MP80340-S3	2763	75871	6541	4064
00:17	JB70078-2	2907	77121	6582	4407
00:23	ZZZZZZ	2881	77092	6537	4394
00:29	ZZZZZZ	2895	77672	6609	4410
00:35	ZZZZZZ	2898	75550	6573	4464
00:41	ZZZZZZ	2935	77223	6570	4512
00:47	ZZZZZZ	2912	77191	6570	4476
00:53	MA34337-CCV11	2779	74555	6195	3945
00:59	MA34337-CCB12	2931	77598	6457	4447
01:05	ZZZZZZ	2923	77801	6624	4487
01:11	ZZZZZZ	2910	77385	6615	4427
01:17	ZZZZZZ	2866	76908	6516	4374
01:23	ZZZZZZ	2886	77191	6579	4408
01:29	ZZZZZZ	2878	77704	6601	4395
01:35	ZZZZZZ	2934	77703	6657	4513

INTERNAL STANDARD SUMMARY

Login Number: JB70128
Account: LANGAN - Langan Engineering & Environmental
Project: Carroll Gardens, 363-365 Bond Street, Brooklyn, NY

File ID: SC062714M1.ICP Date Analyzed: 06/27/14 Methods: EPA 200.7, SW846 6010C
Analyst: ND Run ID: MA34337
Parameters: Zn

Time	Sample Description	Istd#1	Istd#2	Istd#3	Istd#4
01:41	ZZZZZZ	2896	77083	6584	4447
01:47	ZZZZZZ	2911	76573	6547	4486
01:53	ZZZZZZ	No results reported for the elements associated with this internal standard.			
01:59	ZZZZZZ	No results reported for the elements associated with this internal standard.			
02:05	MA34337-CCV12	2768	74185	6204	3924
02:11	MA34337-CCB13	2949	76520	6335	4457
02:17	ZZZZZZ	No results reported for the elements associated with this internal standard.			
02:23	ZZZZZZ	No results reported for the elements associated with this internal standard.			
02:29	ZZZZZZ	No results reported for the elements associated with this internal standard.			
02:35	ZZZZZZ	No results reported for the elements associated with this internal standard.			
02:41	ZZZZZZ	No results reported for the elements associated with this internal standard.			
02:47	ZZZZZZ	No results reported for the elements associated with this internal standard.			
02:53	ZZZZZZ	2841	76408	6433	4232
02:59	ZZZZZZ	2629	72393	6216	3725
03:06	ZZZZZZ	2900	76849	6484	4279
03:11	ZZZZZZ	2778	75306	6257	4135
03:18	MA34337-CCV13	2790	74877	6192	3949
03:23	MA34337-CCB14	2948	76952	6261	4456
03:29	MA34337-CRI3	2924	76943	6196	4387
03:35	MA34337-CRID5	2964	77704	6285	4466
03:42	MA34337-CRIA3	2964	77131	6259	4478
03:48	MA34337-CCV14	2769	75437	6210	3913
03:54	MA34337-CCB15	2972	77409	6225	4493
04:00	ZZZZZZ	2967	78365	6514	4422
04:06	ZZZZZZ	2855	76959	6422	4136
04:12	ZZZZZZ	2955	77944	6459	4525
04:18	ZZZZZZ	2591	71778	6173	3672
04:24	ZZZZZZ	2528	70586	6116	3474
04:30	ZZZZZZ	2558	71229	6087	3496
04:36	ZZZZZZ	2908	76458	6238	4420
04:42	ZZZZZZ	2882	76759	6213	4294
04:48	ZZZZZZ	2723	74442	6105	3869
04:54	ZZZZZZ	2882	77045	6251	4272

INTERNAL STANDARD SUMMARY

Login Number: JB70128
Account: LANGAN - Langan Engineering & Environmental
Project: Carroll Gardens, 363-365 Bond Street, Brooklyn, NY

File ID: SC062714M1.ICP Date Analyzed: 06/27/14 Methods: EPA 200.7, SW846 6010C
Analyst: ND Run ID: MA34337
Parameters: Zn

Time	Sample Description	Istd#1	Istd#2	Istd#3	Istd#4
05:00	MA34337-CCV15	2792	75070	6107	3960
05:06	MA34337-CCB16	2962	77642	6241	4477
05:12	ZZZZZZ	2892	76596	6203	4313
05:18	ZZZZZZ	2876	76575	6194	4297
05:24	ZZZZZZ	2725	74342	6041	3883
05:30	ZZZZZZ	2903	76852	6201	4302
05:36	ZZZZZZ	2893	76950	6196	4325
05:42	ZZZZZZ	2733	74086	6023	3957
05:48	ZZZZZZ	2874	76319	6150	4314
05:54	ZZZZZZ	2911	77024	6207	4406
06:00	ZZZZZZ	2943	76870	6198	4500
06:06	ZZZZZZ	2482	70584	5929	3429
06:12	MA34337-CCV16	2768	74284	6017	3946
06:18	MA34337-CCB17	2946	77256	6178	4479
06:24	ZZZZZZ	2472	70199	5911	3419
06:30	ZZZZZZ	2887	77065	6180	4417
06:37	MP80291-S1	2669	73393	5951	3892
06:42	MP80291-S2	2688	73857	5980	3919
06:48	JB69932-4	2699	74182	6018	3973
06:54	MP80291-SD1	2877	76759	6149	4349
07:00	ZZZZZZ	2797	75540	6131	4058
07:06	ZZZZZZ	2611	72578	6001	3849
07:13	ZZZZZZ	2935	77089	6185	4491
07:19	MP80272-S3	2530	70897	5855	3505
07:24	MA34337-CCV17	2769	74458	6010	3952
07:30	MA34337-CCB18	2974	77469	6168	4523
07:36	MP80272-S4	2516	70452	5837	3493
07:42	JB69800-4F	2565	71390	5951	3587
07:48	MP80272-SD2	2803	75135	6017	4093
07:54	ZZZZZZ	2723	74364	5974	3994
08:00	ZZZZZZ	2498	70475	5879	3518
08:06	ZZZZZZ	2627	72550	5869	3712
08:12	ZZZZZZ	2739	74179	5976	3990

INTERNAL STANDARD SUMMARY

Login Number: JB70128
Account: LANGAN - Langan Engineering & Environmental
Project: Carroll Gardens, 363-365 Bond Street, Brooklyn, NY

File ID: SC062714M1.ICP Date Analyzed: 06/27/14 Methods: EPA 200.7, SW846 6010C
Analyst: ND Run ID: MA34337
Parameters: Zn

Time	Sample Description	Istd#1	Istd#2	Istd#3	Istd#4
08:18	ZZZZZZ	2565	71762	5885	3587
08:24	JB69800-4F	No results reported for the elements associated with this internal standard.			
08:30	MA34337-CCV18	2813	75757	6046	4006
08:36	MA34337-CCB19	2995	77976	6142	4555
08:42	MA34337-CRI4	2934	77130	6022	4422
08:48	MA34337-CRID6	2971	77433	6024	4502
08:55	MA34337-CRIA4	2990	77706	6109	4534
09:01	MA34337-CCV19	2819	75124	5931	4002
09:07	MA34337-CCB20	2966	78164	6117	4509
09:13	ZZZZZZ	2919	75134	6059	4061
09:19	ZZZZZZ	2961	77467	6083	4485
09:25	ZZZZZZ	2950	77064	6073	4471
09:31	ZZZZZZ	2983	77476	6069	4566
09:37	ZZZZZZ	2972	77241	6083	4499
09:43	ZZZZZZ	2974	77519	6047	4519
09:49	ZZZZZZ	2661	72941	5798	3776
09:55	ZZZZZZ	2998	77313	6022	4624

R = Reference for ISTD limits. ! = Outside limits.

LEGEND:

Istd#	Parameter	Limits
Istd#1	Yttrium (2243)	70-130 %
Istd#2	Yttrium (3600)	70-130 %
Istd#3	Yttrium (3710)	70-130 %
Istd#4	Indium	70-130 %

(a) No samples reported for the elements associated with this internal standard.

BLANK RESULTS SUMMARY
Part 1 - Initial and Continuing Calibration Blanks

Login Number: JB70128
Account: LANGAN - Langan Engineering & Environmental
Project: Carroll Gardens, 363-365 Bond Street, Brooklyn, NY

File ID: SC062714M1.ICP Date Analyzed: 06/27/14 Methods: EPA 200.7, SW846 6010C
QC Limits: result < RL Run ID: MA34337 Units: ug/l

Time: / Sample ID:			12:54 ICB1		13:10 CCB1		14:10 CCB2		15:15 CCB3	
Metal	RL	IDL	raw	final	raw	final	raw	final	raw	final
Aluminum	200	12	anr							
Antimony	6.0	1.2	anr							
Arsenic	3.0	1.3	anr							
Barium	200	.37	anr							
Beryllium	1.0	.1	anr							
Bismuth	20	2								
Boron	100	.75								
Cadmium	3.0	.23	anr							
Calcium	5000	32	anr							
Chromium	10	.5	anr							
Cobalt	50	.28	anr							
Copper	10	.67	anr							
Iron	100	9.7	anr							
Lead	3.0	1	anr							
Lithium	20	1.3								
Magnesium	5000	38	anr							
Manganese	15	.1	anr							
Molybdenum	20	.39								
Nickel	10	.32	anr							
Palladium	50	1.6								
Potassium	10000	23	anr							
Selenium	10	2.2	anr							
Silicon	200	7								
Silver	10	.8	anr							
Sodium	10000	6.8	anr							
Sulfur	50	2.9								
Strontium	10	.13								
Thallium	2.0	1.1	anr							
Tin	10	.83								
Titanium	10	.39								
Tungsten	50	8.2								
Vanadium	50	.41	anr							
Zinc	20	4.9	-0.10	<20	-0.10	<20	-0.10	<20	0.10	<20

BLANK RESULTS SUMMARY
Part 1 - Initial and Continuing Calibration Blanks

Login Number: JB70128
Account: LANGAN - Langan Engineering & Environmental
Project: Carroll Gardens, 363-365 Bond Street, Brooklyn, NY

File ID: SC062714M1.ICP Date Analyzed: 06/27/14 Methods: EPA 200.7, SW846 6010C
QC Limits: result < RL Run ID: MA34337 Units: ug/l

Time:			12:54		13:10		14:10		15:15	
Sample ID:			ICB1		CCB1		CCB2		CCB3	
Metal	RL	IDL	raw	final	raw	final	raw	final	raw	final
Zirconium	10	.53								

(*) Outside of QC limits
(anr) Analyte not requested

BLANK RESULTS SUMMARY
Part 1 - Initial and Continuing Calibration Blanks

Login Number: JB70128
Account: LANGAN - Langan Engineering & Environmental
Project: Carroll Gardens, 363-365 Bond Street, Brooklyn, NY

File ID: SC062714M1.ICP Date Analyzed: 06/27/14 Methods: EPA 200.7, SW846 6010C
QC Limits: result < RL Run ID: MA34337 Units: ug/l

Time: / Sample ID:			16:22 CCB4		17:27 CCB5		18:34 CCB6		19:40 CCB7	
Metal	RL	IDL	raw	final	raw	final	raw	final	raw	final
Aluminum	200	12	anr							
Antimony	6.0	1.2	anr							
Arsenic	3.0	1.3	anr							
Barium	200	.37	anr							
Beryllium	1.0	.1	anr							
Bismuth	20	2								
Boron	100	.75								
Cadmium	3.0	.23	anr							
Calcium	5000	32	anr							
Chromium	10	.5	anr							
Cobalt	50	.28	anr							
Copper	10	.67	anr							
Iron	100	9.7	anr							
Lead	3.0	1	anr							
Lithium	20	1.3								
Magnesium	5000	38	anr							
Manganese	15	.1	anr							
Molybdenum	20	.39								
Nickel	10	.32	anr							
Palladium	50	1.6								
Potassium	10000	23	anr							
Selenium	10	2.2	anr							
Silicon	200	7								
Silver	10	.8	anr							
Sodium	10000	6.8	anr							
Sulfur	50	2.9								
Strontium	10	.13								
Thallium	2.0	1.1	anr							
Tin	10	.83								
Titanium	10	.39								
Tungsten	50	8.2								
Vanadium	50	.41	anr							
Zinc	20	4.9	0.10	<20	0.0	<20	0.30	<20	0.30	<20

BLANK RESULTS SUMMARY
Part 1 - Initial and Continuing Calibration Blanks

Login Number: JB70128
Account: LANGAN - Langan Engineering & Environmental
Project: Carroll Gardens, 363-365 Bond Street, Brooklyn, NY

File ID: SC062714M1.ICP Date Analyzed: 06/27/14 Methods: EPA 200.7, SW846 6010C
QC Limits: result < RL Run ID: MA34337 Units: ug/l

Time: / Sample ID:			16:22 CCB4		17:27 CCB5		18:34 CCB6		19:40 CCB7	
Metal	RL	IDL	raw	final	raw	final	raw	final	raw	final
Zirconium	10	.53								

(*) Outside of QC limits
(anr) Analyte not requested

BLANK RESULTS SUMMARY
Part 1 - Initial and Continuing Calibration Blanks

Login Number: JB70128
Account: LANGAN - Langan Engineering & Environmental
Project: Carroll Gardens, 363-365 Bond Street, Brooklyn, NY

File ID: SC062714M1.ICP Date Analyzed: 06/27/14 Methods: EPA 200.7, SW846 6010C
QC Limits: result < RL Run ID: MA34337 Units: ug/l

Time:			20:46		21:34	
Sample ID:			CCB8		CCB9	
Metal	RL	IDL	raw	final	raw	final
Aluminum	200	12	anr			
Antimony	6.0	1.2	anr			
Arsenic	3.0	1.3	anr			
Barium	200	.37	anr			
Beryllium	1.0	.1	anr			
Bismuth	20	2				
Boron	100	.75				
Cadmium	3.0	.23	anr			
Calcium	5000	32	anr			
Chromium	10	.5	anr			
Cobalt	50	.28	anr			
Copper	10	.67	anr			
Iron	100	9.7	anr			
Lead	3.0	1	anr			
Lithium	20	1.3				
Magnesium	5000	38	anr			
Manganese	15	.1	anr			
Molybdenum	20	.39				
Nickel	10	.32	anr			
Palladium	50	1.6				
Potassium	10000	23	anr			
Selenium	10	2.2	anr			
Silicon	200	7				
Silver	10	.8	anr			
Sodium	10000	6.8	anr			
Sulfur	50	2.9				
Strontium	10	.13				
Thallium	2.0	1.1	anr			
Tin	10	.83				
Titanium	10	.39				
Tungsten	50	8.2				
Vanadium	50	.41	anr			
Zinc	20	4.9	0.50	<20	0.60	<20

BLANK RESULTS SUMMARY
Part 1 - Initial and Continuing Calibration Blanks

Login Number: JB70128
Account: LANGAN - Langan Engineering & Environmental
Project: Carroll Gardens, 363-365 Bond Street, Brooklyn, NY

File ID: SC062714M1.ICP Date Analyzed: 06/27/14 Methods: EPA 200.7, SW846 6010C
QC Limits: result < RL Run ID: MA34337 Units: ug/l

Time:			20:46		21:34	
Sample ID:			CCB8		CCB9	
Metal	RL	IDL	raw	final	raw	final
Zirconium	10	.53				

(*) Outside of QC limits
(anr) Analyte not requested

CALIBRATION CHECK STANDARDS SUMMARY
Initial Continuing Calibration Check

Login Number: JB70128
Account: LANGAN - Langan Engineering & Environmental
Project: Carroll Gardens, 363-365 Bond Street, Brooklyn, NY

File ID: SC062714M1.ICP Date Analyzed: 06/27/14 Methods: EPA 200.7, SW846 6010C
QC Limits: 95 to 105 % Recovery Run ID: MA34337 Units: ug/l

Time:		13:00	
Sample ID:	ICCV	ICCV1	
Metal	True	Results	% Rec
Aluminum	anr		
Antimony	anr		
Arsenic	anr		
Barium	anr		
Beryllium	anr		
Bismuth			
Boron			
Cadmium	anr		
Calcium	anr		
Chromium	anr		
Cobalt	anr		
Copper	anr		
Iron	anr		
Lead	anr		
Lithium			
Magnesium	anr		
Manganese	anr		
Molybdenum			
Nickel	anr		
Palladium			
Potassium	anr		
Selenium	anr		
Silicon			
Silver	anr		
Sodium	anr		
Sulfur			
Strontium			
Thallium	anr		
Tin			
Titanium			
Tungsten			
Vanadium	anr		
Zinc	2000	2030	101.5

CALIBRATION CHECK STANDARDS SUMMARY
Initial Continuing Calibration Check

Login Number: JB70128
Account: LANGAN - Langan Engineering & Environmental
Project: Carroll Gardens, 363-365 Bond Street, Brooklyn, NY

File ID: SC062714M1.ICP Date Analyzed: 06/27/14 Methods: EPA 200.7, SW846 6010C
QC Limits: 95 to 105 % Recovery Run ID: MA34337 Units: ug/l

Time:		13:00	
Sample ID:	ICCV	ICCV1	
Metal	True	Results	% Rec
Zirconium			

(*) Outside of QC limits
(anr) Analyte not requested

CALIBRATION CHECK STANDARDS SUMMARY
Initial and Continuing Calibration Checks

Login Number: JB70128
Account: LANGAN - Langan Engineering & Environmental
Project: Carroll Gardens, 363-365 Bond Street, Brooklyn, NY

File ID: SC062714M1.ICP Date Analyzed: 06/27/14 Methods: EPA 200.7, SW846 6010C
QC Limits: 95 to 105 % Recovery Run ID: MA34337 Units: ug/l

Time:		12:41			14:04			15:10	
Sample ID:	ICV	ICV1		CCV	CCV1		CCV	CCV2	
Metal	True	Results	% Rec	True	Results	% Rec	True	Results	% Rec
Aluminum	anr								
Antimony	anr								
Arsenic	anr								
Barium	anr								
Beryllium	anr								
Bismuth									
Boron									
Cadmium	anr								
Calcium	anr								
Chromium	anr								
Cobalt	anr								
Copper	anr								
Iron	anr								
Lead	anr								
Lithium									
Magnesium	anr								
Manganese	anr								
Molybdenum									
Nickel	anr								
Palladium									
Potassium	anr								
Selenium	anr								
Silicon									
Silver	anr								
Sodium	anr								
Sulfur									
Strontium									
Thallium	anr								
Tin									
Titanium									
Tungsten									
Vanadium	anr								
Zinc	2000	2050	102.5	2000	2040	102.0	2000	2030	101.5

CALIBRATION CHECK STANDARDS SUMMARY
Initial and Continuing Calibration Checks

Login Number: JB70128
Account: LANGAN - Langan Engineering & Environmental
Project: Carroll Gardens, 363-365 Bond Street, Brooklyn, NY

File ID: SC062714M1.ICP Date Analyzed: 06/27/14 Methods: EPA 200.7, SW846 6010C
QC Limits: 95 to 105 % Recovery Run ID: MA34337 Units: ug/l

Time:		12:41			14:04			15:10	
Sample ID:	ICV	ICV1		CCV	CCV1		CCV	CCV2	
Metal	True	Results	% Rec	True	Results	% Rec	True	Results	% Rec
Zirconium									

(*) Outside of QC limits
(anr) Analyte not requested

CALIBRATION CHECK STANDARDS SUMMARY
Initial and Continuing Calibration Checks

Login Number: JB70128
Account: LANGAN - Langan Engineering & Environmental
Project: Carroll Gardens, 363-365 Bond Street, Brooklyn, NY

File ID: SC062714M1.ICP Date Analyzed: 06/27/14 Methods: EPA 200.7, SW846 6010C
QC Limits: 95 to 105 % Recovery Run ID: MA34337 Units: ug/l

Time:		16:16			17:22			18:28	
Sample ID:	CCV	CCV3		CCV	CCV4		CCV	CCV5	
Metal	True	Results	% Rec	True	Results	% Rec	True	Results	% Rec
Aluminum	anr								
Antimony	anr								
Arsenic	anr								
Barium	anr								
Beryllium	anr								
Bismuth									
Boron									
Cadmium	anr								
Calcium	anr								
Chromium	anr								
Cobalt	anr								
Copper	anr								
Iron	anr								
Lead	anr								
Lithium									
Magnesium	anr								
Manganese	anr								
Molybdenum									
Nickel	anr								
Palladium									
Potassium	anr								
Selenium	anr								
Silicon									
Silver	anr								
Sodium	anr								
Sulfur									
Strontium									
Thallium	anr								
Tin									
Titanium									
Tungsten									
Vanadium	anr								
Zinc	2000	2030	101.5	2000	2030	101.5	2000	2030	101.5

CALIBRATION CHECK STANDARDS SUMMARY
Initial and Continuing Calibration Checks

Login Number: JB70128
Account: LANGAN - Langan Engineering & Environmental
Project: Carroll Gardens, 363-365 Bond Street, Brooklyn, NY

File ID: SC062714M1.ICP Date Analyzed: 06/27/14 Methods: EPA 200.7, SW846 6010C
QC Limits: 95 to 105 % Recovery Run ID: MA34337 Units: ug/l

Time:		16:16			17:22			18:28	
Sample ID:	CCV	CCV3		CCV	CCV4		CCV	CCV5	
Metal	True	Results	% Rec	True	Results	% Rec	True	Results	% Rec
Zirconium									

(*) Outside of QC limits
(anr) Analyte not requested

CALIBRATION CHECK STANDARDS SUMMARY
Initial and Continuing Calibration Checks

Login Number: JB70128
Account: LANGAN - Langan Engineering & Environmental
Project: Carroll Gardens, 363-365 Bond Street, Brooklyn, NY

File ID: SC062714M1.ICP Date Analyzed: 06/27/14 Methods: EPA 200.7, SW846 6010C
QC Limits: 95 to 105 % Recovery Run ID: MA34337 Units: ug/l

Time:		19:34			20:41			21:29	
Sample ID:	CCV	CCV6		CCV	CCV7		CCV	CCV8	
Metal	True	Results	% Rec	True	Results	% Rec	True	Results	% Rec
Aluminum	anr								
Antimony	anr								
Arsenic	anr								
Barium	anr								
Beryllium	anr								
Bismuth									
Boron									
Cadmium	anr								
Calcium	anr								
Chromium	anr								
Cobalt	anr								
Copper	anr								
Iron	anr								
Lead	anr								
Lithium									
Magnesium	anr								
Manganese	anr								
Molybdenum									
Nickel	anr								
Palladium									
Potassium	anr								
Selenium	anr								
Silicon									
Silver	anr								
Sodium	anr								
Sulfur									
Strontium									
Thallium	anr								
Tin									
Titanium									
Tungsten									
Vanadium	anr								
Zinc	2000	2030	101.5	2000	2060	103.0	2000	2020	101.0

CALIBRATION CHECK STANDARDS SUMMARY
Initial and Continuing Calibration Checks

Login Number: JB70128
Account: LANGAN - Langan Engineering & Environmental
Project: Carroll Gardens, 363-365 Bond Street, Brooklyn, NY

File ID: SC062714M1.ICP Date Analyzed: 06/27/14 Methods: EPA 200.7, SW846 6010C
QC Limits: 95 to 105 % Recovery Run ID: MA34337 Units: ug/l

Time:		19:34			20:41			21:29	
Sample ID:	CCV	CCV6		CCV	CCV7		CCV	CCV8	
Metal	True	Results	% Rec	True	Results	% Rec	True	Results	% Rec
Zirconium									

(*) Outside of QC limits
(anr) Analyte not requested

LOW CALIBRATION CHECK STANDARDS SUMMARY

Login Number: JB70128
Account: LANGAN - Langan Engineering & Environmental
Project: Carroll Gardens, 363-365 Bond Street, Brooklyn, NY

File ID: SC062714M1.ICP Date Analyzed: 06/27/14 Methods: EPA 200.7, SW846 6010C
QC Limits: 70 to 130 % Recovery Run ID: MA34337 Units: ug/l

Time:				13:16		13:28		13:34	
Sample ID:	CRI	CRIA	CRID	CRI1		CRIA1		CRID2	
Metal	True	True	True	Results	% Rec	Results	% Rec	Results	% Rec
Aluminum	200	500	100	anr					
Antimony	6.0	20	3.0	anr					
Arsenic	8.0	20	3.0	anr					
Barium	200		4.0	anr					
Beryllium	2.0		1.0	anr					
Bismuth	20								
Boron	100		10						
Cadmium	3.0		1.0	anr					
Calcium	5000		1000	anr					
Chromium	10		2.0	anr					
Cobalt	50		3.0	anr					
Copper	10		2.0	anr					
Iron	100	500		anr					
Lead	3.0	20	2.5	anr					
Lithium	20								
Magnesium	5000		100	anr					
Manganese	15		3.0	anr					
Molybdenum	20								
Nickel	10		4.0	anr					
Palladium	50								
Potassium	5000		2000	anr					
Selenium	10	20	5.0	anr					
Silicon	200								
Silver	5.0		1.0	anr					
Sodium	5000		1000	anr					
Sulfur	50								
Strontium	10								
Thallium	10		2.0	anr					
Tin	10								
Titanium	10								
Tungsten	50								
Vanadium	50		2.0	anr					
Zinc	20		10	23.6	118.0			11.6	116.0

LOW CALIBRATION CHECK STANDARDS SUMMARY

Login Number: JB70128
Account: LANGAN - Langan Engineering & Environmental
Project: Carroll Gardens, 363-365 Bond Street, Brooklyn, NY

File ID: SC062714M1.ICP Date Analyzed: 06/27/14 Methods: EPA 200.7, SW846 6010C
QC Limits: 70 to 130 % Recovery Run ID: MA34337 Units: ug/l

Time:				13:16		13:28		13:34	
Sample ID:	CRI	CRIA	CRID	CRI1		CRIA1		CRID2	
Metal	True	True	True	Results	% Rec	Results	% Rec	Results	% Rec
Zirconium	10								

(*) Outside of QC limits
(anr) Analyte not requested

LOW CALIBRATION CHECK STANDARDS SUMMARY

Login Number: JB70128
Account: LANGAN - Langan Engineering & Environmental
Project: Carroll Gardens, 363-365 Bond Street, Brooklyn, NY

File ID: SC062714M1.ICP Date Analyzed: 06/27/14 Methods: EPA 200.7, SW846 6010C
QC Limits: 70 to 130 % Recovery Run ID: MA34337 Units: ug/l

Time:				20:52		20:59		21:05	
Sample ID:	CRI	CRIA	CRID	CRID3		CRI2		CRIA2	
Metal	True	True	True	Results	% Rec	Results	% Rec	Results	% Rec
Aluminum	200	500	100	anr					
Antimony	6.0	20	3.0	anr					
Arsenic	8.0	20	3.0	anr					
Barium	200		4.0	anr					
Beryllium	2.0		1.0	anr					
Bismuth	20								
Boron	100		10						
Cadmium	3.0		1.0	anr					
Calcium	5000		1000	anr					
Chromium	10		2.0	anr					
Cobalt	50		3.0	anr					
Copper	10		2.0	anr					
Iron	100	500							
Lead	3.0	20	2.5	anr					
Lithium	20								
Magnesium	5000		100	anr					
Manganese	15		3.0	anr					
Molybdenum	20								
Nickel	10		4.0	anr					
Palladium	50								
Potassium	5000		2000	anr					
Selenium	10	20	5.0	anr					
Silicon	200								
Silver	5.0		1.0						
Sodium	5000		1000	anr					
Sulfur	50								
Strontium	10								
Thallium	10		2.0	anr					
Tin	10								
Titanium	10								
Tungsten	50								
Vanadium	50		2.0	anr					
Zinc	20		10	11.6	116.0	23.8	119.0		

LOW CALIBRATION CHECK STANDARDS SUMMARY

Login Number: JB70128
Account: LANGAN - Langan Engineering & Environmental
Project: Carroll Gardens, 363-365 Bond Street, Brooklyn, NY

File ID: SC062714M1.ICP Date Analyzed: 06/27/14 Methods: EPA 200.7, SW846 6010C
QC Limits: 70 to 130 % Recovery Run ID: MA34337 Units: ug/l

Time:				20:52		20:59		21:05	
Sample ID:	CRI	CRIA	CRID	CRID3		CRI2		CRIA2	
Metal	True	True	True	Results	% Rec	Results	% Rec	Results	% Rec
Zirconium	10								

(*) Outside of QC limits
(anr) Analyte not requested

LOW CALIBRATION CHECK STANDARDS SUMMARY

Login Number: JB70128
Account: LANGAN - Langan Engineering & Environmental
Project: Carroll Gardens, 363-365 Bond Street, Brooklyn, NY

File ID: SC062714M1.ICP Date Analyzed: 06/27/14 Methods: EPA 200.7, SW846 6010C
QC Limits: 70 to 130 % Recovery Run ID: MA34337 Units: ug/l

Time:				21:11	
Sample ID:	CRI	CRIA	CRID	CRID4	
Metal	True	True	True	Results	% Rec
Aluminum	200	500	100	anr	
Antimony	6.0	20	3.0		
Arsenic	8.0	20	3.0	anr	
Barium	200		4.0	anr	
Beryllium	2.0		1.0	anr	
Bismuth	20				
Boron	100		10		
Cadmium	3.0		1.0	anr	
Calcium	5000		1000	anr	
Chromium	10		2.0	anr	
Cobalt	50		3.0	anr	
Copper	10		2.0	anr	
Iron	100	500			
Lead	3.0	20	2.5		
Lithium	20				
Magnesium	5000		100		
Manganese	15		3.0	anr	
Molybdenum	20				
Nickel	10		4.0	anr	
Palladium	50				
Potassium	5000		2000	anr	
Selenium	10	20	5.0	anr	
Silicon	200				
Silver	5.0		1.0		
Sodium	5000		1000	anr	
Sulfur	50				
Strontium	10				
Thallium	10		2.0	anr	
Tin	10				
Titanium	10				
Tungsten	50				
Vanadium	50		2.0	anr	
Zinc	20		10	11.6	116.0

LOW CALIBRATION CHECK STANDARDS SUMMARY

Login Number: JB70128
Account: LANGAN - Langan Engineering & Environmental
Project: Carroll Gardens, 363-365 Bond Street, Brooklyn, NY

File ID: SC062714M1.ICP Date Analyzed: 06/27/14 Methods: EPA 200.7, SW846 6010C
QC Limits: 70 to 130 % Recovery Run ID: MA34337 Units: ug/l

Time:				21:11	
Sample ID:	CRI	CRIA	CRID	CRID4	
Metal	True	True	True	Results	% Rec
Zirconium	10				

(*) Outside of QC limits
(anr) Analyte not requested

10.4.5 10

INTERFERING ELEMENT CHECK STANDARDS SUMMARY
Part 1 - ICSA and ICSAB Standards

Login Number: JB70128
Account: LANGAN - Langan Engineering & Environmental
Project: Carroll Gardens, 363-365 Bond Street, Brooklyn, NY

File ID: SC062714M1.ICP Date Analyzed: 06/27/14 Methods: EPA 200.7, SW846 6010C
QC Limits: 80 to 120 % Recovery Run ID: MA34337 Units: ug/l

Time:			13:40		13:46		21:17		21:23	
Sample ID:	ICSA	ICSAB	ICSA1		ICSAB1		ICSA2		ICSAB2	
Metal	True	True	Results	% Rec	Results	% Rec	Results	% Rec	Results	% Rec
Aluminum	500000	500000	537000	107.4	527000	105.4	533000	106.6	533000	106.6
Antimony		1000	0.70		1040	104.0	1.2		1040	104.0
Arsenic		1000	0.90		1080	108.0	0.70		1080	108.0
Barium		500	-1.1		510	102.0	-1.1		514	102.8
Beryllium		500	0.70		503	100.6	0.70		510	102.0
Bismuth		500	29.7		580	116.0	27.2		575	115.0
Boron			-0.90		4.2		-2.1		4.4	
Cadmium		1000	1.4		1030	103.0	1.6		1030	103.0
Calcium	400000	400000	407000	101.8	394000	98.5	407000	101.8	401000	100.3
Chromium		500	-1.8		484	96.8	-1.5		489	97.8
Cobalt		500	-0.90		490	98.0	-0.80		491	98.2
Copper		500	-2.6		511	102.2	-3.3		514	102.8
Iron	200000	200000	197000	98.5	196000	98.0	198000	99.0	200000	100.0
Lead		1000	-0.80		961	96.1	-3.4		965	96.5
Lithium		500	4.3		580	116.0	4.2		601	120.2*
Magnesium	500000	500000	525000	105.0	518000	103.6	530000	106.0	530000	106.0
Manganese		500	3.1		504	100.8	3.1		509	101.8
Molybdenum		500	0.50		506	101.2	0.0		505	101.0
Nickel		1000	0.60		957	95.7	0.30		961	96.1
Palladium		500	-10		541	108.2	-11		543	108.6
Potassium			-26		5.7		-29		-15	
Selenium		1000	7.6		1070	107.0	6.7		1070	107.0
Silicon			-5.2		-5.4		-5.6		-4.5	
Silver		1000	6.9		1060	106.0	6.0		1060	106.0
Sodium			-5.8		13.0		59.0		58.1	
Sulfur		500	-24		480	96.0	-27		482	96.4
Strontium			-5.6		-5.3		-5.6		-5.5	
Thallium		1000	2.6		965	96.5	-2.3		965	96.5
Tin			-3.2		-2.2		-1.9		-2.9	
Titanium			2.0		2.2		2.1		2.0	
Tungsten		500	-46		502	100.4	-52		496	99.2
Vanadium		500	3.3		507	101.4	3.5		512	102.4
Zinc		1000	1.7		969	96.9	2.0		979	97.9

INTERFERING ELEMENT CHECK STANDARDS SUMMARY
Part 1 - ICSA and ICSAB Standards

Login Number: JB70128
Account: LANGAN - Langan Engineering & Environmental
Project: Carroll Gardens, 363-365 Bond Street, Brooklyn, NY

File ID: SC062714M1.ICP Date Analyzed: 06/27/14 Methods: EPA 200.7, SW846 6010C
QC Limits: 80 to 120 % Recovery Run ID: MA34337 Units: ug/l

Time:			13:40		13:46		21:17		21:23	
Sample ID:	ICSA	ICSAB	ICSA1		ICSAB1		ICSA2		ICSAB2	
Metal	True	True	Results	% Rec	Results	% Rec	Results	% Rec	Results	% Rec
Zirconium		500	2.3		509	101.8	2.2		504	100.8

(*) Outside of QC limits
(anr) Analyte not requested

Accutest Laboratories Instrument Runlog
Inorganics Analyses

Login Number: JB70128
Account: LANGAN - Langan Engineering & Environmental
Project: Carroll Gardens, 363-365 Bond Street, Brooklyn, NY

File ID: H7063014W1.CSV Date Analyzed: 06/30/14 Methods: EPA 245.1, SW846 7470A
Analyst: JW Run ID: MA34353
Parameters: Hg

Time	Sample Description	Dilution Factor	PS Recov	Comments
12:57	MA34353-STD1	1		R=0.9999483, B=2.4389e-4, C=1.6118e-2.
12:58	MA34353-STD2	1		STDB
13:00	MA34353-STD3	1		STDC
13:01	MA34353-STD4	1		STDD
13:02	MA34353-STD5	1		STDE
13:04	MA34353-STD6	1		STDF
13:19	MA34353-ICV1	1		
13:20	MA34353-ICB1	1		
13:22	MA34353-ICCV1	1		
13:23	MA34353-CCB1	1		
13:24	MA34353-CRI1	1		
13:34	MP80351-MB2	1		
13:35	MP80351-LC1	1		
13:37	ZZZZZZ	1		
13:38	MP80393-MB1	1		
13:40	MP80393-B1	1		
13:41	MP80393-S1	1		
13:42	MP80393-S2	1		
13:44	JB70296-1A	1		(sample used for QC only; not part of login JB70128)
13:45	MP80394-MB1	1		
13:47	MA34353-CCV1	1		
13:48	MA34353-CCB2	1		
13:49	MP80394-B1	1		
13:51	MP80394-S1	1		
13:52	MP80394-S2	1		
13:54	JB70197-1	1		(sample used for QC only; not part of login JB70128)
13:55	ZZZZZZ	1		
13:56	ZZZZZZ	1		
13:58	ZZZZZZ	1		
13:59	ZZZZZZ	1		
14:00	ZZZZZZ	1		
14:02	ZZZZZZ	1		
14:03	MA34353-CCV2	1		

Accutest Laboratories Instrument Runlog
Inorganics Analyses

Login Number: JB70128
Account: LANGAN - Langan Engineering & Environmental
Project: Carroll Gardens, 363-365 Bond Street, Brooklyn, NY

File ID: H7063014W1.CSV Date Analyzed: 06/30/14 Methods: EPA 245.1, SW846 7470A
Analyst: JW Run ID: MA34353
Parameters: Hg

Time	Sample Description	Dilution Factor	PS Recov	Comments
14:04	MA34353-CCB3	1		
14:06	ZZZZZZ	1		
14:07	ZZZZZZ	1		
14:08	MP80395-MB1	1		
14:10	MP80395-B1	1		
14:11	MP80395-S1	1		
14:12	MP80395-S2	1		
14:14	JB70271-2	1		(sample used for QC only; not part of login JB70128)
14:15	ZZZZZZ	1		
14:17	ZZZZZZ	1		
14:18	ZZZZZZ	1		
14:19	MA34353-CCV3	1		
14:21	MA34353-CCB4	1		
14:22	ZZZZZZ	1		
14:23	ZZZZZZ	1		
14:25	MP80195-MB3	1		
14:26	MP80195-LC2	1		
14:27	ZZZZZZ	1		
14:29	MP80396-MB1	1		
14:30	MP80396-LC1	1		
14:31	MP80396-S1	1		
14:33	MP80396-S2	1		
14:34	JB70044-10	1		(sample used for QC only; not part of login JB70128)
14:36	MA34353-CCV4	1		
14:37	MA34353-CCB5	1		
14:39	ZZZZZZ	1		
14:40	ZZZZZZ	1		
14:41	ZZZZZZ	1		
14:43	ZZZZZZ	1		
14:44	ZZZZZZ	1		
14:45	ZZZZZZ	1		
14:46	MP80397-MB1	1		
14:48	MP80397-LC1	1		

Accutest Laboratories Instrument Runlog
Inorganics Analyses

Login Number: JB70128
Account: LANGAN - Langan Engineering & Environmental
Project: Carroll Gardens, 363-365 Bond Street, Brooklyn, NY

File ID: H7063014W1.CSV Date Analyzed: 06/30/14 Methods: EPA 245.1, SW846 7470A
Analyst: JW Run ID: MA34353
Parameters: Hg

Time	Sample Description	Dilution Factor	PS Recov	Comments
14:49	MP80397-S1	1		
14:51	MP80397-S2	1		
14:52	MA34353-CCV5	1		
14:53	MA34353-CCB6	1		
14:55	JB70114-1	1		(sample used for QC only; not part of login JB70128)
14:56	ZZZZZZ	1		
14:58	ZZZZZZ	1		
14:59	ZZZZZZ	1		
15:00	ZZZZZZ	1		
15:01	ZZZZZZ	1		
15:03	ZZZZZZ	1		
15:04	ZZZZZZ	1		
15:05	ZZZZZZ	1		
15:07	ZZZZZZ	1		
15:08	MA34353-CCV6	1		
15:09	MA34353-CCB7	1		
15:25	ZZZZZZ	1		
15:27	ZZZZZZ	1		
15:28	ZZZZZZ	1		
15:29	ZZZZZZ	1		
15:30	ZZZZZZ	1		
15:32	ZZZZZZ	1		
15:33	ZZZZZZ	1		
15:34	ZZZZZZ	1		
15:36	JB70128-8	1		
15:37	JB70128-14	1		
---------->	Last reportable sample/prep for job JB70128			
15:38	MA34353-CCV7	1		
15:39	MA34353-CCB8	1		
---------->	Last reportable CCB for job JB70128			
15:41	MP80398-MB1	1		
15:42	MP80398-B1	1		
15:44	MP80398-S1	1		
15:45	MP80398-S2	1		
15:47	JB70460-6AB	1		(sample used for QC only; not part of login JB70128)

Accutest Laboratories Instrument Runlog
Inorganics Analyses

Login Number: JB70128
Account: LANGAN - Langan Engineering & Environmental
Project: Carroll Gardens, 363-365 Bond Street, Brooklyn, NY

File ID: H7063014W1.CSV Date Analyzed: 06/30/14 Methods: EPA 245.1, SW846 7470A
Analyst: JW Run ID: MA34353
Parameters: Hg

Time	Sample Description	Dilution Factor	PS Recov	Comments
15:48	ZZZZZZ	1		
15:49	ZZZZZZ	1		
15:51	ZZZZZZ	1		
15:52	ZZZZZZ	1		
15:53	ZZZZZZ	1		
15:55	MA34353-CCV8	1		
15:56	MA34353-CCB9	1		
15:57	MP80399-MB1	1		
15:59	MP80399-B1	1		
16:00	MP80399-S1	1		
16:02	MP80399-S2	1		
16:03	JB70492-7A	1		(sample used for QC only; not part of login JB70128)
16:04	ZZZZZZ	1		
16:06	ZZZZZZ	1		
16:07	ZZZZZZ	1		
16:08	ZZZZZZ	1		
16:10	MA34353-CCV9	1		
16:11	MA34353-CCB10	1		
16:18	ZZZZZZ	1		
16:19	ZZZZZZ	1		
16:21	MA34353-CCV10	1		
16:22	MA34353-CCB11	1		

Refer to raw data for calibration curve and standards.

BLANK RESULTS SUMMARY
Part 1 - Initial and Continuing Calibration Blanks

Login Number: JB70128
Account: LANGAN - Langan Engineering & Environmental
Project: Carroll Gardens, 363-365 Bond Street, Brooklyn, NY

File ID: H7063014W1.CSV Date Analyzed: 06/30/14 Methods: EPA 245.1, SW846 7470A
QC Limits: result < RL Run ID: MA34353 Units: ug/l

Time: / Sample ID:			13:20 ICB1		13:23 CCB1		13:48 CCB2		14:04 CCB3	
Metal	RL	IDL	raw	final	raw	final	raw	final	raw	final
Mercury	0.20	.024	-0.041	<0.20	-0.039	<0.20	-0.036	<0.20	-0.027	<0.20

(*) Outside of QC limits
(anr) Analyte not requested

BLANK RESULTS SUMMARY
Part 1 - Initial and Continuing Calibration Blanks

Login Number: JB70128
Account: LANGAN - Langan Engineering & Environmental
Project: Carroll Gardens, 363-365 Bond Street, Brooklyn, NY

File ID: H7063014W1.CSV Date Analyzed: 06/30/14 Methods: EPA 245.1, SW846 7470A
QC Limits: result < RL Run ID: MA34353 Units: ug/l

Time: / Sample ID:			14:21 CCB4		14:37 CCB5		14:53 CCB6		15:09 CCB7	
Metal	RL	IDL	raw	final	raw	final	raw	final	raw	final
Mercury	0.20	.024	-0.033	<0.20	-0.029	<0.20	-0.054	<0.20	-0.040	<0.20

(*) Outside of QC limits
(anr) Analyte not requested

BLANK RESULTS SUMMARY
Part 1 - Initial and Continuing Calibration Blanks

Login Number: JB70128
Account: LANGAN - Langan Engineering & Environmental
Project: Carroll Gardens, 363-365 Bond Street, Brooklyn, NY

File ID: H7063014W1.CSV Date Analyzed: 06/30/14 Methods: EPA 245.1, SW846 7470A
QC Limits: result < RL Run ID: MA34353 Units: ug/l

Time:			15:39	
Sample ID:			CCB8	
Metal	RL	IDL	raw	final
Mercury	0.20	.024	-0.036	<0.20

(*) Outside of QC limits
(anr) Analyte not requested

CALIBRATION CHECK STANDARDS SUMMARY
Initial Continuing Calibration Check

Login Number: JB70128
Account: LANGAN - Langan Engineering & Environmental
Project: Carroll Gardens, 363-365 Bond Street, Brooklyn, NY

File ID: H7063014W1.CSV Date Analyzed: 06/30/14 Methods: EPA 245.1, SW846 7470A
QC Limits: 95 to 105 % Recovery Run ID: MA34353 Units: ug/l

Time:		13:22	
Sample ID:	ICCV	ICCV1	
Metal	True	Results	% Rec
Mercury	2.5	2.5	100.0

(*) Outside of QC limits
(anr) Analyte not requested

10.5.2 10

CALIBRATION CHECK STANDARDS SUMMARY
Initial and Continuing Calibration Checks

Login Number: JB70128
Account: LANGAN - Langan Engineering & Environmental
Project: Carroll Gardens, 363-365 Bond Street, Brooklyn, NY

File ID: H7063014W1.CSV Date Analyzed: 06/30/14 Methods: EPA 245.1, SW846 7470A
QC Limits: 90 to 110 % Recovery Run ID: MA34353 Units: ug/l

Time:		13:19			13:47			14:03	
Sample ID:	ICV	ICV1		CCV	CCV1		CCV	CCV2	
Metal	True	Results	% Rec	True	Results	% Rec	True	Results	% Rec
Mercury	3	2.9	96.7	2.5	2.6	104.0	2.5	2.5	100.0

(*) Outside of QC limits
(anr) Analyte not requested

10.5.3 10

CALIBRATION CHECK STANDARDS SUMMARY
Initial and Continuing Calibration Checks

Login Number: JB70128
Account: LANGAN - Langan Engineering & Environmental
Project: Carroll Gardens, 363-365 Bond Street, Brooklyn, NY

File ID: H7063014W1.CSV Date Analyzed: 06/30/14 Methods: EPA 245.1, SW846 7470A
QC Limits: 90 to 110 % Recovery Run ID: MA34353 Units: ug/l

Time:		14:19			14:36			14:52	
Sample ID:	CCV	CCV3		CCV	CCV4		CCV	CCV5	
Metal	True	Results	% Rec	True	Results	% Rec	True	Results	% Rec
Mercury	2.5	2.5	100.0	2.5	2.5	100.0	2.5	2.5	100.0

(*) Outside of QC limits
(anr) Analyte not requested

CALIBRATION CHECK STANDARDS SUMMARY
Initial and Continuing Calibration Checks

Login Number: JB70128
Account: LANGAN - Langan Engineering & Environmental
Project: Carroll Gardens, 363-365 Bond Street, Brooklyn, NY

File ID: H7063014W1.CSV Date Analyzed: 06/30/14 Methods: EPA 245.1, SW846 7470A
QC Limits: 90 to 110 % Recovery Run ID: MA34353 Units: ug/l

Time:		15:08			15:38	
Sample ID:	CCV	CCV6		CCV	CCV7	
Metal	True	Results	% Rec	True	Results	% Rec
Mercury	2.5	2.6	104.0	2.5	2.5	100.0

(*) Outside of QC limits
(anr) Analyte not requested

LOW CALIBRATION CHECK STANDARDS SUMMARY

Login Number: JB70128
Account: LANGAN - Langan Engineering & Environmental
Project: Carroll Gardens, 363-365 Bond Street, Brooklyn, NY

File ID: H7063014W1.CSV Date Analyzed: 06/30/14 Methods: EPA 245.1, SW846 7470A
QC Limits: 70 to 130 % Recovery Run ID: MA34353 Units: ug/l

Time:			13:24	
Sample ID:	CRI	CRIA	CRI1	
Metal	True	True	Results	% Rec
Mercury	0.20		0.20	100.0

(*) Outside of QC limits
(anr) Analyte not requested

10.5.4 10

Accutest Laboratories Instrument Runlog
Inorganics Analyses

Login Number: JB70128
Account: LANGAN - Langan Engineering & Environmental
Project: Carroll Gardens, 363-365 Bond Street, Brooklyn, NY

File ID: H8070114S1.CSV Date Analyzed: 07/01/14 Methods: SW846 7471B
Analyst: DP Run ID: MA34357
Parameters: Hg

Time	Sample Description	Dilution Factor	PS Recov	Comments
11:46	MA34357-STD1	1		B=1.3303e-004,C=-2.6062e-002,R=0.9998940
11:48	MA34357-STD2	1		STDB
11:49	MA34357-STD3	1		STDC
11:50	MA34357-STD4	1		STDD
11:52	MA34357-STD5	1		STDE
11:53	MA34357-STD6	1		STDF
13:02	MA34357-ICV1	1		
13:03	MA34357-ICB1	1		
13:04	MA34357-CCV1	1		
13:06	MA34357-CCB1	1		
13:07	MA34357-CRI1	1		
13:09	ZZZZZZ	1		
13:10	ZZZZZZ	2		
13:13	MP80404-MB1	1		
13:14	MP80404-LC1	2		
13:15	MP80404-S1	1		
13:17	MP80404-S2	1		
13:18	JB70312-10	1		(sample used for QC only; not part of login JB70128)
13:20	ZZZZZZ	1		
13:21	MA34357-CCV2	1		
13:23	MA34357-CCB2	1		
13:24	ZZZZZZ	1		
13:26	ZZZZZZ	1		
13:27	ZZZZZZ	1		
13:28	ZZZZZZ	1		
13:30	ZZZZZZ	1		
13:31	ZZZZZZ	1		
13:32	ZZZZZZ	1		
13:34	ZZZZZZ	1		
13:35	ZZZZZZ	1		
13:37	MA34357-CCV3	1		
13:39	MA34357-CCB3	1		
13:40	ZZZZZZ	1		

Accutest Laboratories Instrument Runlog
Inorganics Analyses

Login Number: JB70128
Account: LANGAN - Langan Engineering & Environmental
Project: Carroll Gardens, 363-365 Bond Street, Brooklyn, NY

File ID: H8070114S1.CSV Date Analyzed: 07/01/14 Methods: SW846 7471B
Analyst: DP Run ID: MA34357
Parameters: Hg

Time	Sample Description	Dilution Factor	PS Recov	Comments
13:42	ZZZZZZ	1		
13:43	ZZZZZZ	1		
13:44	ZZZZZZ	1		
13:46	ZZZZZZ	1		
13:47	ZZZZZZ	1		
13:49	ZZZZZZ	1		
13:50	ZZZZZZ	1		
13:51	ZZZZZZ	1		
13:53	MP80405-MB1	1		
13:54	MA34357-CCV4	1		
13:55	MA34357-CCB4	1		
13:57	MP80405-LC1	2		
13:58	MP80405-S1	1		
14:00	MP80405-S2	1		
14:01	JB69962-1	1		(sample used for QC only; not part of login JB70128)
14:03	ZZZZZZ	1		
14:04	ZZZZZZ	1		
14:05	ZZZZZZ	1		
14:07	ZZZZZZ	1		
14:08	ZZZZZZ	1		
14:09	MA34357-CCV5	1		
14:11	MA34357-CCB5	1		
14:12	ZZZZZZ	1		
14:14	ZZZZZZ	20		
14:15	ZZZZZZ	1		
14:17	ZZZZZZ	1		
14:18	ZZZZZZ	1		
14:19	ZZZZZZ	1		
14:21	ZZZZZZ	1		
14:22	ZZZZZZ	1		
14:23	ZZZZZZ	1		
14:25	ZZZZZZ	1		
14:26	MA34357-CCV6	1		

Accutest Laboratories Instrument Runlog
Inorganics Analyses

Login Number: JB70128
Account: LANGAN - Langan Engineering & Environmental
Project: Carroll Gardens, 363-365 Bond Street, Brooklyn, NY

File ID: H8070114S1.CSV Date Analyzed: 07/01/14 Methods: SW846 7471B
Analyst: DP Run ID: MA34357
Parameters: Hg

Time	Sample Description	Dilution Factor	PS Recov	Comments
14:27	MA34357-CCB6	1		
14:50	ZZZZZZ	1		
14:51	ZZZZZZ	1		
14:52	ZZZZZZ	1		
14:53	ZZZZZZ	1		
14:55	ZZZZZZ	2		
14:56	ZZZZZZ	2		
14:59	MP80406-MB1	1		
15:01	MP80406-LC1	2		
15:02	MP80406-S1	1		
15:04	MA34357-CCV7	1		
15:05	MA34357-CCB7	1		
15:07	MP80406-S2	1		
15:08	JB70128-13	1		
15:10	JB70128-1	1		
15:11	JB70128-2	1		
15:12	JB70128-3	1		
15:14	JB70128-4	1		
15:15	JB70128-5	1		
15:16	JB70128-6	1		
15:18	JB70128-7	1		
15:19	MA34357-CCV8	1		
15:20	MA34357-CCB8	1		
15:22	JB70128-10	1		
15:23	JB70128-11	1		
15:25	JB70128-12	1		
---------->	Last reportable sample/prep for job JB70128			
15:26	ZZZZZZ	1		
15:27	ZZZZZZ	1		
15:29	ZZZZZZ	1		
15:31	ZZZZZZ	1		
15:33	ZZZZZZ	1		
15:35	ZZZZZZ	1		
15:37	MA34357-CCV9	1		

Accutest Laboratories Instrument Runlog
Inorganics Analyses

Login Number: JB70128
Account: LANGAN - Langan Engineering & Environmental
Project: Carroll Gardens, 363-365 Bond Street, Brooklyn, NY

File ID: H8070114S1.CSV Date Analyzed: 07/01/14 Methods: SW846 7471B
Analyst: DP Run ID: MA34357
Parameters: Hg

Time	Sample Description	Dilution Factor	PS Recov	Comments
15:39	MA34357-CCB9	1		
---------->	Last reportable CCB for job JB70128			
15:40	ZZZZZZ	1		
15:42	ZZZZZZ	1		
15:43	ZZZZZZ	1		
15:47	ZZZZZZ	20		
15:48	ZZZZZZ	10		
15:50	ZZZZZZ	1		
15:51	ZZZZZZ	1		
15:53	ZZZZZZ	20		
15:57	MA34357-CCV10	1		
15:58	MA34357-CCB10	1		

Refer to raw data for calibration curve and standards.

BLANK RESULTS SUMMARY
Part 1 - Initial and Continuing Calibration Blanks

Login Number: JB70128
Account: LANGAN - Langan Engineering & Environmental
Project: Carroll Gardens, 363-365 Bond Street, Brooklyn, NY

File ID: H8070114S1.CSV Date Analyzed: 07/01/14 Methods: SW846 7471B
QC Limits: result < RL Run ID: MA34357 Units: ug/l

Time: / Sample ID:			13:03 ICB1		13:06 CCB1		13:23 CCB2		13:39 CCB3	
Metal	RL	IDL	raw	final	raw	final	raw	final	raw	final
Mercury	0.20	.031	-0.055	<0.20	-0.043	<0.20	-0.036	<0.20	-0.088	<0.20

(*) Outside of QC limits
(anr) Analyte not requested

BLANK RESULTS SUMMARY
Part 1 - Initial and Continuing Calibration Blanks

Login Number: JB70128
Account: LANGAN - Langan Engineering & Environmental
Project: Carroll Gardens, 363-365 Bond Street, Brooklyn, NY

File ID: H8070114S1.CSV Date Analyzed: 07/01/14 Methods: SW846 7471B
QC Limits: result < RL Run ID: MA34357 Units: ug/l

Time: / Sample ID:			13:55 CCB4		14:11 CCB5		14:27 CCB6		15:05 CCB7	
Metal	RL	IDL	raw	final	raw	final	raw	final	raw	final
Mercury	0.20	.031	-0.017	<0.20	-0.048	<0.20	-0.047	<0.20	-0.041	<0.20

(*) Outside of QC limits
(anr) Analyte not requested

BLANK RESULTS SUMMARY
Part 1 - Initial and Continuing Calibration Blanks

Login Number: JB70128
Account: LANGAN - Langan Engineering & Environmental
Project: Carroll Gardens, 363-365 Bond Street, Brooklyn, NY

File ID: H8070114S1.CSV Date Analyzed: 07/01/14 Methods: SW846 7471B
QC Limits: result < RL Run ID: MA34357 Units: ug/l

Time:			15:20		15:39	
Sample ID:			CCB8		CCB9	
Metal	RL	IDL	raw	final	raw	final
Mercury	0.20	.031	-0.041	<0.20	-0.14	<0.20

(*) Outside of QC limits
(anr) Analyte not requested

CALIBRATION CHECK STANDARDS SUMMARY
Initial and Continuing Calibration Checks

Login Number: JB70128
Account: LANGAN - Langan Engineering & Environmental
Project: Carroll Gardens, 363-365 Bond Street, Brooklyn, NY

File ID: H8070114S1.CSV Date Analyzed: 07/01/14 Methods: SW846 7471B
QC Limits: 90 to 110 % Recovery Run ID: MA34357 Units: ug/l

Time:		13:02			13:04			13:21	
Sample ID:	ICV	ICV1		CCV	CCV1		CCV	CCV2	
Metal	True	Results	% Rec	True	Results	% Rec	True	Results	% Rec
Mercury	3	2.8	93.3	2.5	2.5	100.0	2.5	2.5	100.0

(*) Outside of QC limits
(anr) Analyte not requested

10.6.2 10

CALIBRATION CHECK STANDARDS SUMMARY
Initial and Continuing Calibration Checks

Login Number: JB70128
Account: LANGAN - Langan Engineering & Environmental
Project: Carroll Gardens, 363-365 Bond Street, Brooklyn, NY

File ID: H8070114S1.CSV Date Analyzed: 07/01/14 Methods: SW846 7471B
QC Limits: 90 to 110 % Recovery Run ID: MA34357 Units: ug/l

Time:		13:37			13:54			14:09	
Sample ID:	CCV	CCV3		CCV	CCV4		CCV	CCV5	
Metal	True	Results	% Rec	True	Results	% Rec	True	Results	% Rec
Mercury	2.5	2.4	96.0	2.5	2.5	100.0	2.5	2.5	100.0

(*) Outside of QC limits
(anr) Analyte not requested

10.6.2 10

CALIBRATION CHECK STANDARDS SUMMARY
Initial and Continuing Calibration Checks

Login Number: JB70128
Account: LANGAN - Langan Engineering & Environmental
Project: Carroll Gardens, 363-365 Bond Street, Brooklyn, NY

File ID: H8070114S1.CSV Date Analyzed: 07/01/14 Methods: SW846 7471B
QC Limits: 90 to 110 % Recovery Run ID: MA34357 Units: ug/l

Time:		14:26			15:04			15:19	
Sample ID:	CCV	CCV6		CCV	CCV7		CCV	CCV8	
Metal	True	Results	% Rec	True	Results	% Rec	True	Results	% Rec
Mercury	2.5	2.5	100.0	2.5	2.5	100.0	2.5	2.6	104.0

(*) Outside of QC limits
(anr) Analyte not requested

10.6.2 10

CALIBRATION CHECK STANDARDS SUMMARY
Initial and Continuing Calibration Checks

Login Number: JB70128
Account: LANGAN - Langan Engineering & Environmental
Project: Carroll Gardens, 363-365 Bond Street, Brooklyn, NY

File ID: H8070114S1.CSV Date Analyzed: 07/01/14 Methods: SW846 7471B
QC Limits: 90 to 110 % Recovery Run ID: MA34357 Units: ug/l

Time:		15:37	
Sample ID:	CCV	CCV9	
Metal	True	Results	% Rec
Mercury	2.5	2.3	92.0

(*) Outside of QC limits
(anr) Analyte not requested

LOW CALIBRATION CHECK STANDARDS SUMMARY

Login Number: JB70128
Account: LANGAN - Langan Engineering & Environmental
Project: Carroll Gardens, 363-365 Bond Street, Brooklyn, NY

File ID: H8070114S1.CSV Date Analyzed: 07/01/14 Methods: SW846 7471B
QC Limits: 70 to 130 % Recovery Run ID: MA34357 Units: ug/l

Time:			13:07	
Sample ID:	CRI	CRIA	CRI1	
Metal	True	True	Results	% Rec
Mercury	0.20		0.16	80.0

(*) Outside of QC limits
(anr) Analyte not requested

10.6.3
10

BLANK RESULTS SUMMARY
Part 2 - Method Blanks

Login Number: JB70128
Account: LANGAN - Langan Engineering & Environmental
Project: Carroll Gardens, 363-365 Bond Street, Brooklyn, NY

QC Batch ID: MP80306
Matrix Type: AQUEOUS

Methods: SW846 6010C
Units: ug/l

Prep Date:				06/26/14		06/26/14	
Metal	RL	IDL	MDL	MB raw	final	MB raw	final
Aluminum	200	7	11	-1.5	<200	-2.1	<200
Antimony	6.0	1.4	2.6	0.20	<6.0	0.40	<6.0
Arsenic	3.0	1	2.6	-0.60	<3.0	-0.30	<3.0
Barium	200	.2	1	0.10	<200	0.0	<200
Beryllium	1.0	.2	.4	-0.10	<1.0	0.0	<1.0
Bismuth	20	.8	2.4				
Boron	100	.8	4.9				
Cadmium	3.0	.2	.7	0.10	<3.0	0.20	<3.0
Calcium	5000	10	19	13.9	<5000	12.3	<5000
Chromium	10	.5	.89	0.10	<10	0.40	<10
Cobalt	50	.3	.83	-0.10	<50	-0.30	<50
Copper	10	1.1	1.2	1.6	<10	-0.10	<10
Iron	100	3.4	12	30.9	<100	5.9	<100
Lead	3.0	1.3	1.3	-0.30	<3.0	-0.70	<3.0
Lithium	20	1.3	2.8				
Magnesium	5000	19	41	-8.3	<5000	-4.9	<5000
Manganese	15	.1	.48	0.20	<15	0.10	<15
Molybdenum	20	.4	1.1				
Nickel	10	.5	.75	0.20	<10	-0.30	<10
Palladium	50	1	3.2				
Potassium	10000	26	50	30.0	<10000	18.2	<10000
Selenium	10	2.6	3.6	0.60	<10	1.9	<10
Silicon	200	7.7	24				
Silver	10	.5	1.2	0.10	<10	-0.10	<10
Sodium	10000	7.5	19	-1.9	<10000	9.2	<10000
Sulfur	50	3.5	10				
Strontium	10	.1	.76				
Thallium	2.0	1.6	1.8	-0.20	<2.0	-1.5	<2.0
Tin	10	.8	3.6				
Titanium	10	.5	.93				
Tungsten	50	5.6	14				
Vanadium	50	.3	.87	0.0	<50	-0.20	<50
Zinc	20	1.4	7.6	1.1	<20	2.1	<20

BLANK RESULTS SUMMARY
Part 2 - Method Blanks

Login Number: JB70128
Account: LANGAN - Langan Engineering & Environmental
Project: Carroll Gardens, 363-365 Bond Street, Brooklyn, NY

QC Batch ID: MP80306 Methods: SW846 6010C
Matrix Type: AQUEOUS Units: ug/l

Prep Date:				06/26/14		06/26/14	
Metal	RL	IDL	MDL	MB raw	final	MB raw	final
Zirconium	10	.4	1.9				

Associated samples MP80306: JB70128-8, JB70128-14

Results < IDL are shown as zero for calculation purposes
(*) Outside of QC limits
(anr) Analyte not requested

MATRIX SPIKE AND DUPLICATE RESULTS SUMMARY

Login Number: JB70128
Account: LANGAN - Langan Engineering & Environmental
Project: Carroll Gardens, 363-365 Bond Street, Brooklyn, NY

QC Batch ID: MP80306
Matrix Type: AQUEOUS

Methods: SW846 6010C
Units: ug/l

Prep Date: 06/26/14

Metal	JB70163-1 Original	MS	Spikelot MPIRW1	% Rec	QC Limits
Aluminum	186	2140	2000	97.7	75-125
Antimony	0.0	514	500	102.8	75-125
Arsenic	0.0	2090	2000	104.5	75-125
Barium	26.9	2000	2000	98.7	75-125
Beryllium	0.0	51.9	50	103.8	75-125
Bismuth					
Boron					
Cadmium	0.40	48.9	50	97.0	75-125
Calcium	13800	38500	25000	98.8	75-125
Chromium	1.6	203	200	100.7	75-125
Cobalt	0.60	500	500	99.9	75-125
Copper	1.8	239	250	94.9	75-125
Iron	4530	5440	1000	91.0	75-125
Lead	0.0	517	500	103.4	75-125
Lithium					
Magnesium	3800	29200	25000	101.6	75-125
Manganese	422	922	500	100.0	75-125
Molybdenum					
Nickel	7.1	517	500	102.0	75-125
Palladium					
Potassium	1650	27600	25000	103.8	75-125
Selenium	0.0	2110	2000	105.5	75-125
Silicon					
Silver	0.0	49.7	50	99.4	75-125
Sodium	23400	48800	25000	101.6	75-125
Sulfur					
Strontium					
Thallium	0.0	2160	2000	108.0	75-125
Tin					
Titanium					
Tungsten					
Vanadium	0.0	504	500	100.8	75-125
Zinc	105	622	500	103.4	75-125

MATRIX SPIKE AND DUPLICATE RESULTS SUMMARY

Login Number: JB70128
Account: LANGAN - Langan Engineering & Environmental
Project: Carroll Gardens, 363-365 Bond Street, Brooklyn, NY

QC Batch ID: MP80306
Matrix Type: AQUEOUS

Methods: SW846 6010C
Units: ug/l

Prep Date: 06/26/14

Metal	JB70163-1 Original MS	Spikelot MPIRW1	% Rec	QC Limits
Zirconium				

Associated samples MP80306: JB70128-8, JB70128-14

Results < IDL are shown as zero for calculation purposes
(*) Outside of QC limits
(N) Matrix Spike Rec. outside of QC limits
(anr) Analyte not requested

MATRIX SPIKE AND DUPLICATE RESULTS SUMMARY

Login Number: JB70128
Account: LANGAN - Langan Engineering & Environmental
Project: Carroll Gardens, 363-365 Bond Street, Brooklyn, NY

QC Batch ID: MP80306
Matrix Type: AQUEOUS

Methods: SW846 6010C
Units: ug/l

Prep Date: 06/26/14

Metal	JB70163-1 Original	MSD	Spikelot MPIRW1	% Rec	MSD RPD	QC Limit
Aluminum	186	2200	2000	100.7	2.8	20
Antimony	0.0	525	500	105.0	2.1	20
Arsenic	0.0	2140	2000	107.0	2.4	20
Barium	26.9	2050	2000	101.2	2.5	20
Beryllium	0.0	53.0	50	106.0	2.1	20
Bismuth						
Boron						
Cadmium	0.40	50.0	50	99.2	2.2	20
Calcium	13800	38200	25000	97.6	0.8	20
Chromium	1.6	207	200	102.7	2.0	20
Cobalt	0.60	510	500	101.9	2.0	20
Copper	1.8	246	250	97.7	2.9	20
Iron	4530	5470	1000	94.0	0.5	20
Lead	0.0	529	500	105.8	2.3	20
Lithium						
Magnesium	3800	29000	25000	100.8	0.7	20
Manganese	422	937	500	103.0	1.6	20
Molybdenum						
Nickel	7.1	529	500	104.4	2.3	20
Palladium						
Potassium	1650	27500	25000	103.4	0.4	20
Selenium	0.0	2160	2000	108.0	2.3	20
Silicon						
Silver	0.0	51.0	50	102.0	2.6	20
Sodium	23400	49000	25000	102.4	0.4	20
Sulfur						
Strontium						
Thallium	0.0	2210	2000	110.5	2.3	20
Tin						
Titanium						
Tungsten						
Vanadium	0.0	516	500	103.2	2.4	20
Zinc	105	632	500	105.4	1.6	20

MATRIX SPIKE AND DUPLICATE RESULTS SUMMARY

Login Number: JB70128
Account: LANGAN - Langan Engineering & Environmental
Project: Carroll Gardens, 363-365 Bond Street, Brooklyn, NY

QC Batch ID: MP80306 Methods: SW846 6010C
Matrix Type: AQUEOUS Units: ug/l

Prep Date: 06/26/14

Metal	JB70163-1 Original MSD	Spikelot MPIRW1	% Rec	MSD RPD	QC Limit
Zirconium					

Associated samples MP80306: JB70128-8, JB70128-14

Results < IDL are shown as zero for calculation purposes
(*) Outside of QC limits
(N) Matrix Spike Rec. outside of QC limits
(anr) Analyte not requested

SPIKE BLANK AND LAB CONTROL SAMPLE SUMMARY

Login Number: JB70128
Account: LANGAN - Langan Engineering & Environmental
Project: Carroll Gardens, 363-365 Bond Street, Brooklyn, NY

QC Batch ID: MP80306
Matrix Type: AQUEOUS

Methods: SW846 6010C
Units: ug/l

Prep Date:			06/26/14				06/26/14	
Metal	LCS Result	Spikelot MPLCW3	% Rec	QC Limits	LCS Result	Spikelot MPLCW3	% Rec	QC Limits
Aluminum	4880	5000	97.6	80-120	4610	5000	92.2	80-120
Antimony	487	500	97.4	80-120	456	500	91.2	80-120
Arsenic	493	500	98.6	80-120	461	500	92.2	80-120
Barium	490	500	98.0	80-120	469	500	93.8	80-120
Beryllium	503	500	100.6	80-120	479	500	95.8	80-120
Bismuth								
Boron								
Cadmium	501	500	100.2	80-120	468	500	93.6	80-120
Calcium	5390	5500	98.0	80-120	5130	5500	93.3	80-120
Chromium	502	500	100.4	80-120	478	500	95.6	80-120
Cobalt	486	500	97.2	80-120	458	500	91.6	80-120
Copper	470	500	94.0	80-120	443	500	88.6	80-120
Iron	5470	5500	99.5	80-120	5210	5500	94.7	80-120
Lead	505	500	101.0	80-120	468	500	93.6	80-120
Lithium								
Magnesium	5280	5500	96.0	80-120	5020	5500	91.3	80-120
Manganese	516	500	103.2	80-120	490	500	98.0	80-120
Molybdenum								
Nickel	502	500	100.4	80-120	471	500	94.2	80-120
Palladium								
Potassium	10100	10000	101.0	80-120	9570	10000	95.7	80-120
Selenium	503	500	100.6	80-120	469	500	93.8	80-120
Silicon								
Silver	185	200	92.5	80-120	172	200	86.0	80-120
Sodium	9870	10000	98.7	80-120	9380	10000	93.8	80-120
Sulfur								
Strontium								
Thallium	530	500	106.0	80-120	489	500	97.8	80-120
Tin								
Titanium								
Tungsten								
Vanadium	501	500	100.2	80-120	479	500	95.8	80-120
Zinc	519	500	103.8	80-120	491	500	98.2	80-120

SPIKE BLANK AND LAB CONTROL SAMPLE SUMMARY

Login Number: JB70128
Account: LANGAN - Langan Engineering & Environmental
Project: Carroll Gardens, 363-365 Bond Street, Brooklyn, NY

QC Batch ID: MP80306
Matrix Type: AQUEOUS

Methods: SW846 6010C
Units: ug/l

Prep Date:	06/26/14				06/26/14			
Metal	LCS Result	Spikelot MPLCW3	% Rec	QC Limits	LCS Result	Spikelot MPLCW3	% Rec	QC Limits
Zirconium								

Associated samples MP80306: JB70128-8, JB70128-14

Results < IDL are shown as zero for calculation purposes
(*) Outside of QC limits
(anr) Analyte not requested

SERIAL DILUTION RESULTS SUMMARY

Login Number: JB70128
Account: LANGAN - Langan Engineering & Environmental
Project: Carroll Gardens, 363-365 Bond Street, Brooklyn, NY

QC Batch ID: MP80306
Matrix Type: AQUEOUS

Methods: SW846 6010C
Units: ug/l

Prep Date: 06/26/14

Metal	JB70163-1 Original	SDL 1:5	%DIF	QC Limits
Aluminum	186	204	9.5	0-10
Antimony	0.00	0.00	NC	0-10
Arsenic	0.00	0.00	NC	0-10
Barium	26.9	27.3	1.5	0-10
Beryllium	0.00	0.00	NC	0-10
Bismuth				
Boron				
Cadmium	0.400	0.00	100.0(a)	0-10
Calcium	13800	13600	1.1	0-10
Chromium	1.60	0.00	100.0(a)	0-10
Cobalt	0.600	0.00	100.0(a)	0-10
Copper	1.80	0.00	100.0(a)	0-10
Iron	4530	4430	2.1	0-10
Lead	0.00	0.00	NC	0-10
Lithium				
Magnesium	3800	3650	3.9	0-10
Manganese	422	423	0.2	0-10
Molybdenum				
Nickel	7.10	6.40	9.9	0-10
Palladium				
Potassium	1650	1630	1.1	0-10
Selenium	0.00	0.00	NC	0-10
Silicon				
Silver	0.00	0.00	NC	0-10
Sodium	23400	23000	1.8	0-10
Sulfur				
Strontium				
Thallium	0.00	0.00	NC	0-10
Tin				
Titanium				
Tungsten				
Vanadium	0.00	0.00	NC	0-10
Zinc	105	322	207.9(a)	0-10

SERIAL DILUTION RESULTS SUMMARY

Login Number: JB70128
Account: LANGAN - Langan Engineering & Environmental
Project: Carroll Gardens, 363-365 Bond Street, Brooklyn, NY

QC Batch ID: MP80306
Matrix Type: AQUEOUS

Methods: SW846 6010C
Units: ug/l

Prep Date: 06/26/14

Metal	JB70163-1 Original SDL 1:5	%DIF	QC Limits
Zirconium			

Associated samples MP80306: JB70128-8, JB70128-14

Results < IDL are shown as zero for calculation purposes
(*) Outside of QC limits
(anr) Analyte not requested
(a) Percent difference acceptable due to low initial sample concentration (< 50 times IDL).

BLANK RESULTS SUMMARY
Part 2 - Method Blanks

Login Number: JB70128
Account: LANGAN - Langan Engineering & Environmental
Project: Carroll Gardens, 363-365 Bond Street, Brooklyn, NY

QC Batch ID: MP80319
Matrix Type: SOLID

Methods: SW846 6010C
Units: mg/kg

Prep Date: 06/26/14

Metal	RL	IDL	MDL	MB raw	final
Aluminum	48	.64	1.3	2.2	<48
Antimony	1.9	.13	.26	0.096	<1.9
Arsenic	1.9	.12	.28	0.12	<1.9
Barium	19	.019	.077	0.14	<19
Beryllium	0.19	.0038	.019	0.0	<0.19
Bismuth	1.9	.12	.22		
Boron	9.6	.12	.17		
Cadmium	0.48	.019	.048	0.0	<0.48
Calcium	480	.84	2.9	9.0	<480
Chromium	0.96	.029	.067	0.096	<0.96
Cobalt	4.8	.038	.058	0.0	<4.8
Copper	2.4	.048	.14	-0.0096	<2.4
Iron	48	.37	.92	7.7	<48
Lead	1.9	.13	.2	0.0	<1.9
Lithium	1.9	.077	.19		
Magnesium	480	1.2	3.3	0.75	<480
Manganese	1.4	.0038	.058	0.11	<1.4
Molybdenum	1.9	.048	.067		
Nickel	3.8	.067	.096	0.019	<3.8
Palladium	4.8	.096	.25		
Potassium	960	1.6	3.8	5.9	<960
Selenium	1.9	.19	.32	-0.038	<1.9
Silicon	19	.81	3.8		
Silver	0.48	.029	.13	-0.029	<0.48
Sodium	960	.68	1.8	0.077	<960
Strontium	0.96	.0087	.029		
Sulfur	4.8	.42	.99		
Thallium	0.96	.13	.39	-0.029	<0.96
Tin	4.8	.077	1.2		
Titanium	0.96	.038	.096		
Tungsten	4.8	1	4.3		
Vanadium	4.8	.029	.087	-0.0096	<4.8
Zinc	1.9	.14	.37	0.14	<1.9

BLANK RESULTS SUMMARY
Part 2 - Method Blanks

Login Number: JB70128
Account: LANGAN - Langan Engineering & Environmental
Project: Carroll Gardens, 363-365 Bond Street, Brooklyn, NY

QC Batch ID: MP80319 Methods: SW846 6010C
Matrix Type: SOLID Units: mg/kg

Prep Date: 06/26/14

Metal	RL	IDL	MDL	MB raw	final
Zirconium	1.9	.058	.25		

Associated samples MP80319: JB70128-1, JB70128-2, JB70128-3, JB70128-4, JB70128-5, JB70128-6, JB70128-7, JB70128-10, JB70128-11, JB70128-12, JB70128-13

Results < IDL are shown as zero for calculation purposes
(*) Outside of QC limits
(anr) Analyte not requested

MATRIX SPIKE AND DUPLICATE RESULTS SUMMARY

Login Number: JB70128
Account: LANGAN - Langan Engineering & Environmental
Project: Carroll Gardens, 363-365 Bond Street, Brooklyn, NY

QC Batch ID: MP80319
Matrix Type: SOLID

Methods: SW846 6010C
Units: mg/kg

Prep Date: 06/26/14

Metal	JB70128-13 Original	MS	Spikelot MPIRS1	% Rec	QC Limits
Aluminum	13800	19100	5440	97.5	75-125
Antimony	0.62	26.6	101	25.8N(a)	75-125
Arsenic	10.2	373	403	90.1	75-125
Barium	34.9	386	403	87.2	75-125
Beryllium	0.43	9.7	10.1	92.1	75-125
Bismuth					
Boron					
Cadmium	0.47	9.7	10.1	91.7	75-125
Calcium	3220	4270	1260	83.5	75-125
Chromium	28.8	64.9	40.3	89.7	75-125
Cobalt	8.8	100	101	90.6	75-125
Copper	12.4	57.3	50.3	89.2	75-125
Iron	29600	34400	5230	91.7	75-125
Lead	18.2	123	101	104.1	75-125
Lithium					
Magnesium	6050	7370	1260	104.9	75-125
Manganese	325	418	101	92.4	75-125
Molybdenum					
Nickel	25.6	118	101	91.8	75-125
Palladium					
Potassium	2990	4320	1260	105.7	75-125
Selenium	0.0	378	403	93.9	75-125
Silicon					
Silver	0.0	8.4	10.1	83.5	75-125
Sodium	721	1900	1260	93.7	75-125
Strontium					
Thallium	0.0	377	403	93.6	75-125
Tin					
Titanium					
Tungsten					
Vanadium	32.5	120	101	86.9	75-125
Zinc	73.7	169	101	94.7	75-125
Zirconium					

MATRIX SPIKE AND DUPLICATE RESULTS SUMMARY

Login Number: JB70128
Account: LANGAN - Langan Engineering & Environmental
Project: Carroll Gardens, 363-365 Bond Street, Brooklyn, NY

QC Batch ID: MP80319 Methods: SW846 6010C
Matrix Type: SOLID Units: mg/kg

Prep Date: 06/26/14

Metal	JB70128-13 Original MS	Spikelot MPIRS1	% Rec	QC Limits

Associated samples MP80319: JB70128-1, JB70128-2, JB70128-3, JB70128-4, JB70128-5, JB70128-6, JB70128-7, JB70128-10, JB70128-11, JB70128-12, JB70128-13

Results < IDL are shown as zero for calculation purposes
(*) Outside of QC limits
(N) Matrix Spike Rec. outside of QC limits
(anr) Analyte not requested
(a) Spike recovery indicates possible matrix interference and/or sample nonhomogeneity.

MATRIX SPIKE AND DUPLICATE RESULTS SUMMARY

Login Number: JB70128
Account: LANGAN - Langan Engineering & Environmental
Project: Carroll Gardens, 363-365 Bond Street, Brooklyn, NY

QC Batch ID: MP80319
Matrix Type: SOLID

Methods: SW846 6010C
Units: mg/kg

Prep Date: 06/26/14

Metal	JB70128-13 Original	MSD	Spikelot MPIRS1	% Rec	MSD RPD	QC Limit
Aluminum	13800	17500	5310	69.6N(a)	8.7	20
Antimony	0.62	24.6	98.4	24.4N(a)	7.8	20
Arsenic	10.2	339	394	83.5	9.6	20
Barium	34.9	355	394	81.3	8.4	20
Beryllium	0.43	8.7	9.84	84.1	10.9	20
Bismuth						
Boron						
Cadmium	0.47	8.8	9.84	84.7	9.7	20
Calcium	3220	3830	1230	49.6N(a)	10.9	20
Chromium	28.8	59.4	39.4	77.8	8.8	20
Cobalt	8.8	91.0	98.4	83.5	9.4	20
Copper	12.4	52.1	49.2	80.7	9.5	20
Iron	29600	31000	5120	27.4 (b)	10.4	20
Lead	18.2	97.3	98.4	80.4	23.3 (c)	20
Lithium						
Magnesium	6050	6670	1230	50.4 (b)	10.0	20
Manganese	325	380	98.4	55.9N(a)	9.5	20
Molybdenum						
Nickel	25.6	107	98.4	82.7	9.8	20
Palladium						
Potassium	2990	3910	1230	74.8N(a)	10.0	20
Selenium	0.0	344	394	87.4	9.4	20
Silicon						
Silver	0.0	7.6	9.84	77.2	10.0	20
Sodium	721	1710	1230	80.4	10.5	20
Strontium						
Thallium	0.0	346	394	87.9	8.6	20
Tin						
Titanium						
Tungsten						
Vanadium	32.5	108	98.4	76.7	10.5	20
Zinc	73.7	154	98.4	81.6	9.3	20
Zirconium						

MATRIX SPIKE AND DUPLICATE RESULTS SUMMARY

Login Number: JB70128
Account: LANGAN - Langan Engineering & Environmental
Project: Carroll Gardens, 363-365 Bond Street, Brooklyn, NY

QC Batch ID: MP80319 Methods: SW846 6010C
Matrix Type: SOLID Units: mg/kg

Prep Date: 06/26/14

Metal	JB70128-13 Original MSD	Spikelot MPIRS1	% Rec	MSD RPD	QC Limit

Associated samples MP80319: JB70128-1, JB70128-2, JB70128-3, JB70128-4, JB70128-5, JB70128-6, JB70128-7, JB70128-10, JB70128-11, JB70128-12, JB70128-13

Results < IDL are shown as zero for calculation purposes
(*) Outside of QC limits
(N) Matrix Spike Rec. outside of QC limits
(anr) Analyte not requested
(a) Spike recovery indicates possible matrix interference and/or sample nonhomogeneity.
(b) Spike amount low relative to the sample amount. Refer to lab control or spike blank for recovery information.
(c) High rpd due to possible sample nonhomogeneity.

SPIKE BLANK AND LAB CONTROL SAMPLE SUMMARY

Login Number: JB70128
Account: LANGAN - Langan Engineering & Environmental
Project: Carroll Gardens, 363-365 Bond Street, Brooklyn, NY

QC Batch ID: MP80319
Matrix Type: SOLID

Methods: SW846 6010C
Units: mg/kg

Prep Date:		06/26/14				06/26/14		
Metal	LCS Result	Spikelot MPLC54082% Rec	QC Limits	BSP Result	Spikelot MPIRS1	% Rec	QC Limits	
Aluminum	9010	8740	103.1	54-146	5170	5190	99.6	80-120
Antimony	88.8	108	82.2	2-215	96.8	96.2	100.7	80-120
Arsenic	162	151	107.3	81-120	393	385	102.2	80-120
Barium	279	262	106.5	83-117	386	385	100.4	80-120
Beryllium	143	133	107.5	82-118	10.1	9.62	105.0	80-120
Bismuth								
Boron								
Cadmium	164	152	107.9	82-118	9.7	9.62	100.9	80-120
Calcium	6730	6400	105.2	82-118	1280	1200	106.5	80-120
Chromium	124	117	106.0	79-121	39.5	38.5	102.7	80-120
Cobalt	76.2	68.7	110.9	83-117	98.0	96.2	101.9	80-120
Copper	71.1	68.6	103.6	81-119	46.9	48.1	97.6	80-120
Iron	12500	12300	101.6	40-160	5260	5000	105.2	80-120
Lead	277	254	109.1	81-119	99.5	96.2	103.5	80-120
Lithium								
Magnesium	3790	3600	105.3	77-123	1290	1200	107.3	80-120
Manganese	580	563	103.0	81-118	100	96.2	104.0	80-120
Molybdenum								
Nickel	354	315	112.4	82-118	100	96.2	104.0	80-120
Palladium								
Potassium	3200	3040	105.3	70-130	1250	1200	104.0	80-120
Selenium	180	162	111.1	77-122	404	385	105.0	80-120
Silicon								
Silver	46.3	44.3	104.5	74-126	9.7	9.62	100.9	80-120
Sodium	769	746	103.1	72-128	1240	1200	103.2	80-120
Strontium								
Sulfur								
Thallium	301	259	116.2	79-122	410	385	106.6	80-120
Tin								
Titanium								
Tungsten								
Vanadium	119	116	102.6	77-122	96.4	96.2	100.3	80-120
Zinc	350	306	114.4	80-120	106	96.2	110.2	80-120

10.8.3 10

1241 of 1514
ACCUTEST LABORATORIES
JB70128

SPIKE BLANK AND LAB CONTROL SAMPLE SUMMARY

Login Number: JB70128
Account: LANGAN - Langan Engineering & Environmental
Project: Carroll Gardens, 363-365 Bond Street, Brooklyn, NY

QC Batch ID: MP80319
Matrix Type: SOLID

Methods: SW846 6010C
Units: mg/kg

Prep Date: 06/26/14 06/26/14

Metal	LCS Result	Spikelot MPLC54082% Rec	QC Limits	BSP Result	Spikelot MPIRS1	% Rec	QC Limits
Zirconium							

Associated samples MP80319: JB70128-1, JB70128-2, JB70128-3, JB70128-4, JB70128-5, JB70128-6, JB70128-7, JB70128-10, JB70128-11, JB70128-12, JB70128-13

Results < IDL are shown as zero for calculation purposes
(*) Outside of QC limits
(anr) Analyte not requested

SERIAL DILUTION RESULTS SUMMARY

Login Number: JB70128
Account: LANGAN - Langan Engineering & Environmental
Project: Carroll Gardens, 363-365 Bond Street, Brooklyn, NY

QC Batch ID: MP80319
Matrix Type: SOLID

Methods: SW846 6010C
Units: ug/l

Prep Date: 06/26/14

Metal	JB70128-13 Original	SDL 1:5	%DIF	QC Limits
Aluminum	131000	136000	3.6	0-10
Antimony	5.90	7.80	32.2 (a)	0-10
Arsenic	96.6	102	5.3	0-10
Barium	331	351	6.3	0-10
Beryllium	4.10	4.10	0.0	0-10
Bismuth				
Boron				
Cadmium	4.50	5.10	13.3 (a)	0-10
Calcium	30600	32600	6.8	0-10
Chromium	273	294	7.7	0-10
Cobalt	83.8	87.2	4.1	0-10
Copper	117	120	2.6	0-10
Iron	280000	321000	14.3*(b)	0-10
Lead	172	177	2.9	0-10
Lithium				
Magnesium	57300	60700	5.9	0-10
Manganese	3080	3390	10.0	0-10
Molybdenum				
Nickel	242	254	4.7	0-10
Palladium				
Potassium	28300	29400	3.8	0-10
Selenium	0.00	0.00	NC	0-10
Silicon				
Silver	0.00	10.1	NC	0-10
Sodium	6830	6980	2.2	0-10
Strontium				
Sulfur				
Thallium	0.00	0.00	NC	0-10
Tin				
Titanium				
Tungsten				
Vanadium	308	329	6.6	0-10
Zinc	699	758	8.5	0-10

SERIAL DILUTION RESULTS SUMMARY

Login Number: JB70128
Account: LANGAN - Langan Engineering & Environmental
Project: Carroll Gardens, 363-365 Bond Street, Brooklyn, NY

QC Batch ID: MP80319 Methods: SW846 6010C
Matrix Type: SOLID Units: ug/l

Prep Date: 06/26/14

	JB70128-13		QC
Metal	Original SDL 1:5	%DIF	Limits
Zirconium			

Associated samples MP80319: JB70128-1, JB70128-2, JB70128-3, JB70128-4, JB70128-5, JB70128-6, JB70128-7, JB70128-10, JB70128-11, JB70128-12, JB70128-13

Results < IDL are shown as zero for calculation purposes
(*) Outside of QC limits
(anr) Analyte not requested
(a) Percent difference acceptable due to low initial sample concentration (< 50 times IDL).
(b) High rpd due to possible sample nonhomogeneity.

BLANK RESULTS SUMMARY
Part 2 - Method Blanks

Login Number: JB70128
Account: LANGAN - Langan Engineering & Environmental
Project: Carroll Gardens, 363-365 Bond Street, Brooklyn, NY

QC Batch ID: MP80397
Matrix Type: AQUEOUS

Methods: SW846 7470A
Units: ug/l

Prep Date: 06/30/14

Metal	RL	IDL	MDL	MB raw	final
Mercury	0.20	.024	.064	0.019	<0.20

Associated samples MP80397: JB70128-8, JB70128-14

Results < IDL are shown as zero for calculation purposes
(*) Outside of QC limits
(anr) Analyte not requested

MATRIX SPIKE AND DUPLICATE RESULTS SUMMARY

Login Number: JB70128
Account: LANGAN - Langan Engineering & Environmental
Project: Carroll Gardens, 363-365 Bond Street, Brooklyn, NY

QC Batch ID: MP80397
Matrix Type: AQUEOUS

Methods: SW846 7470A
Units: ug/l

Prep Date: 06/30/14

Metal	JB70114-1 Original	MS	Spikelot HGPW3	% Rec	QC Limits
Mercury	0.025	2.1	2	103.8	75-125

Associated samples MP80397: JB70128-8, JB70128-14

Results < IDL are shown as zero for calculation purposes
(*) Outside of QC limits
(N) Matrix Spike Rec. outside of QC limits
(anr) Analyte not requested

MATRIX SPIKE AND DUPLICATE RESULTS SUMMARY

Login Number: JB70128
Account: LANGAN - Langan Engineering & Environmental
Project: Carroll Gardens, 363-365 Bond Street, Brooklyn, NY

QC Batch ID: MP80397 Methods: SW846 7470A
Matrix Type: AQUEOUS Units: ug/l

Prep Date: 06/30/14

Metal	JB70114-1 Original	MSD	Spikelot HGPW3	% Rec	MSD RPD	QC Limit
Mercury	0.025	2.0	2	98.8	4.9	20

Associated samples MP80397: JB70128-8, JB70128-14

Results < IDL are shown as zero for calculation purposes
(*) Outside of QC limits
(N) Matrix Spike Rec. outside of QC limits
(anr) Analyte not requested

SPIKE BLANK AND LAB CONTROL SAMPLE SUMMARY

Login Number: JB70128
Account: LANGAN - Langan Engineering & Environmental
Project: Carroll Gardens, 363-365 Bond Street, Brooklyn, NY

QC Batch ID: MP80397
Matrix Type: AQUEOUS

Methods: SW846 7470A
Units: ug/l

Prep Date: 06/30/14

Metal	LCS Result	Spikelot HGPW3	% Rec	QC Limits
Mercury	2.0	2	100.0	80-120

Associated samples MP80397: JB70128-8, JB70128-14

Results < IDL are shown as zero for calculation purposes
(*) Outside of QC limits
(anr) Analyte not requested

BLANK RESULTS SUMMARY
Part 2 - Method Blanks

Login Number: JB70128
Account: LANGAN - Langan Engineering & Environmental
Project: Carroll Gardens, 363-365 Bond Street, Brooklyn, NY

QC Batch ID: MP80406 Methods: SW846 7471B
Matrix Type: SOLID Units: mg/kg

Prep Date: 07/01/14

Metal	RL	IDL	MDL	MB raw	final
Mercury	0.033	.0052	.0075	-0.0032	<0.033

Associated samples MP80406: JB70128-1, JB70128-2, JB70128-3, JB70128-4, JB70128-5, JB70128-6, JB70128-7, JB70128-10, JB70128-11, JB70128-12, JB70128-13

Results < IDL are shown as zero for calculation purposes
(*) Outside of QC limits
(anr) Analyte not requested

MATRIX SPIKE AND DUPLICATE RESULTS SUMMARY

Login Number: JB70128
Account: LANGAN - Langan Engineering & Environmental
Project: Carroll Gardens, 363-365 Bond Street, Brooklyn, NY

QC Batch ID: MP80406
Matrix Type: SOLID

Methods: SW846 7471B
Units: mg/kg

Prep Date: 07/01/14

Metal	JB70128-13 Original	MS	Spikelot HGPWS1	% Rec	QC Limits
Mercury	0.0	0.53	0.55	96.4	75-125

Associated samples MP80406: JB70128-1, JB70128-2, JB70128-3, JB70128-4, JB70128-5, JB70128-6, JB70128-7, JB70128-10, JB70128-11, JB70128-12, JB70128-13

Results < IDL are shown as zero for calculation purposes
(*) Outside of QC limits
(N) Matrix Spike Rec. outside of QC limits
(anr) Analyte not requested

MATRIX SPIKE AND DUPLICATE RESULTS SUMMARY

Login Number: JB70128
Account: LANGAN - Langan Engineering & Environmental
Project: Carroll Gardens, 363-365 Bond Street, Brooklyn, NY

QC Batch ID: MP80406 Methods: SW846 7471B
Matrix Type: SOLID Units: mg/kg

Prep Date: 07/01/14

Metal	JB70128-13 Original	MSD	Spikelot HGPWS1	% Rec	MSD RPD	QC Limit
Mercury	0.0	0.52	0.547	95.0	1.9	20

Associated samples MP80406: JB70128-1, JB70128-2, JB70128-3, JB70128-4, JB70128-5, JB70128-6, JB70128-7, JB70128-10, JB70128-11, JB70128-12, JB70128-13

Results < IDL are shown as zero for calculation purposes
(*) Outside of QC limits
(N) Matrix Spike Rec. outside of QC limits
(anr) Analyte not requested

SPIKE BLANK AND LAB CONTROL SAMPLE SUMMARY

Login Number: JB70128
Account: LANGAN - Langan Engineering & Environmental
Project: Carroll Gardens, 363-365 Bond Street, Brooklyn, NY

QC Batch ID: MP80406
Matrix Type: SOLID

Methods: SW846 7471B
Units: mg/kg

Prep Date: 07/01/14

Metal	LCS Result	Spikelot HGLCS54082% Rec		QC Limits
Mercury	5.0	5.76	86.8	71-129

Associated samples MP80406: JB70128-1, JB70128-2, JB70128-3, JB70128-4, JB70128-5, JB70128-6, JB70128-7, JB70128-10, JB70128-11, JB70128-12, JB70128-13

Results < IDL are shown as zero for calculation purposes
(*) Outside of QC limits
(anr) Analyte not requested

Instrument Detection Limits

Job Number: JB70128
Account: LANGAN Langan Engineering & Environmental
Project: Carroll Gardens, 363-365 Bond Street, Brooklyn, NY

Instrument ID: LEEMANHG7 **Effective Date:** 05/20/14

Analyte	IDL ug/l
Mercury	.02387

The above applies to the following instrument runs:
MA34353

Instrument Detection Limits

Job Number: JB70128
Account: LANGAN Langan Engineering & Environmental
Project: Carroll Gardens, 363-365 Bond Street, Brooklyn, NY

Instrument ID: LEEMANHG8 **Effective Date:** 05/19/14

Analyte	IDL ug/l
Mercury	.0314

The above applies to the following instrument runs:
MA34357

Instrument Detection Limits

Job Number: JB70128
Account: LANGAN Langan Engineering & Environmental
Project: Carroll Gardens, 363-365 Bond Street, Brooklyn, NY

Instrument ID: SSTRACE1 **Effective Date:** 03/20/14

Analyte	IDL ug/l
Aluminum	6.7
Antimony	1.3
Arsenic	1.2
Barium	.2
Beryllium	.04
Bismuth	1.2
Boron	1.2
Cadmium	.2
Calcium	8.7
Chromium	.3
Cobalt	.4
Copper	.5
Iron	3.8
Lead	1.3
Lithium	.8
Magnesium	12.3
Manganese	.04
Molybdenum	.5
Nickel	.7
Palladium	1
Potassium	16.5
Selenium	2
Silicon	8.4
Silver	.3
Sodium	7.1
Sulfur	4.4
Strontium	.09
Thallium	1.4
Tin	.8
Titanium	.4
Tungsten	10.6
Vanadium	.3
Zinc	1.5
Zirconium	.6

The above applies to the following instrument runs:
MA34328

Instrument Detection Limits

Job Number: JB70128
Account: LANGAN Langan Engineering & Environmental
Project: Carroll Gardens, 363-365 Bond Street, Brooklyn, NY

Instrument ID: SSTRACE2 **Effective Date:** 06/17/14

Analyte	IDL ug/l
Aluminum	7
Antimony	1.4
Arsenic	1
Barium	.2
Beryllium	.2
Bismuth	.8
Boron	.8
Cadmium	.2
Calcium	10.1
Chromium	.5
Cobalt	.3
Copper	1.1
Iron	3.4
Lead	1.3
Lithium	1.3
Magnesium	19
Manganese	.1
Molybdenum	.4
Nickel	.5
Palladium	1
Potassium	26.3
Selenium	2.6
Silicon	7.7
Silver	.5
Sodium	7.5
Sulfur	3.5
Strontium	.1
Thallium	1.6
Tin	.8
Titanium	.5
Tungsten	5.6
Vanadium	.3
Zinc	1.4
Zirconium	.4

The above applies to the following instrument runs:
MA34331

Instrument Detection Limits

Job Number: JB70128
Account: LANGAN Langan Engineering & Environmental
Project: Carroll Gardens, 363-365 Bond Street, Brooklyn, NY

Instrument ID: SSTRACE3 **Effective Date:** 06/24/14

Analyte	IDL ug/l
Aluminum	12
Antimony	1.24
Arsenic	1.34
Barium	.37
Beryllium	.1
Bismuth	2
Boron	.75
Cadmium	.23
Calcium	31.66
Chromium	.5
Cobalt	.28
Copper	.67
Iron	9.71
Lead	1.03
Lithium	1.26
Magnesium	37.6
Manganese	.1
Molybdenum	.39
Nickel	.32
Palladium	1.57
Potassium	23
Selenium	2.23
Silicon	7.02
Silver	.8
Sodium	6.83
Sulfur	2.92
Strontium	.13
Thallium	1.07
Tin	.83
Titanium	.39
Tungsten	8.15
Vanadium	.41
Zinc	4.91
Zirconium	.53

The above applies to the following instrument runs:
MA34337

Instrument Detection Limits

Job Number: JB70128
Account: LANGAN Langan Engineering & Environmental
Project: Carroll Gardens, 363-365 Bond Street, Brooklyn, NY

Instrument ID: SSTRACE5 **Effective Date:** 06/17/14

Analyte	IDL ug/l
Aluminum	18.2
Antimony	2.1
Arsenic	2.7
Barium	.4
Beryllium	.1
Bismuth	3
Boron	1.1
Cadmium	.3
Calcium	5.9
Chromium	.6
Cobalt	.3
Copper	.8
Iron	5.5
Lead	1.3
Lithium	3.4
Magnesium	91.7
Manganese	.05
Molybdenum	.5
Nickel	.4
Palladium	2.2
Potassium	50.3
Selenium	3.6
Silicon	2.1
Silver	1.1
Sodium	60.3
Sulfur	3.8
Strontium	.2
Thallium	1.4
Tin	1.4
Titanium	.5
Tungsten	7.5
Vanadium	.4
Zinc	.4
Zirconium	.3

The above applies to the following instrument runs:
MA34336

Instrument Linear Ranges

Job Number: JB70128
Account: LANGAN Langan Engineering & Environmental
Project: Carroll Gardens, 363-365 Bond Street, Brooklyn, NY

Instrument ID: LEEMANHG7 **Effective Date:** 05/13/13

Analyte	Linear Range ug/l
Mercury	5

The above applies to the following instrument runs:
MA34353

Instrument Linear Ranges

Job Number: JB70128
Account: LANGAN Langan Engineering & Environmental
Project: Carroll Gardens, 363-365 Bond Street, Brooklyn, NY

Instrument ID: LEEMANHG8 **Effective Date:** 05/13/13

Analyte	Linear Range ug/l
Mercury	5

The above applies to the following instrument runs:
MA34357

Instrument Linear Ranges

Job Number: JB70128
Account: LANGAN Langan Engineering & Environmental
Project: Carroll Gardens, 363-365 Bond Street, Brooklyn, NY

Instrument ID: SSTRACE1 **Effective Date:** 03/25/14

Analyte	Linear Range ug/l
Aluminum	1000000
Antimony	50000
Arsenic	10000
Barium	50000
Beryllium	25000
Bismuth	50000
Boron	50000
Cadmium	10000
Calcium	500000
Chromium	50000
Cobalt	25000
Copper	25000
Iron	500000
Lead	25000
Lithium	50000
Magnesium	1000000
Manganese	10000
Molybdenum	50000
Nickel	25000
Palladium	50000
Potassium	1000000
Selenium	50000
Silicon	50000
Silver	2000
Sodium	1000000
Sulfur	100000
Strontium	25000
Thallium	25000
Tin	50000
Titanium	50000
Tungsten	25000
Vanadium	50000
Zinc	50000
Zirconium	50000

The above applies to the following instrument runs:
MA34328

Instrument Linear Ranges

Job Number: JB70128
Account: LANGAN Langan Engineering & Environmental
Project: Carroll Gardens, 363-365 Bond Street, Brooklyn, NY

Instrument ID: SSTRACE2 **Effective Date:** 06/19/14

Analyte	Linear Range ug/l
Aluminum	1000000
Antimony	50000
Arsenic	10000
Barium	50000
Beryllium	25000
Bismuth	50000
Boron	25000
Cadmium	10000
Calcium	500000
Chromium	50000
Cobalt	25000
Copper	50000
Iron	500000
Lead	50000
Lithium	50000
Magnesium	1000000
Manganese	10000
Molybdenum	50000
Nickel	25000
Palladium	50000
Potassium	1000000
Selenium	50000
Silicon	50000
Silver	2000
Sodium	1000000
Sulfur	100000
Strontium	50000
Thallium	25000
Tin	25000
Titanium	50000
Tungsten	10000
Vanadium	50000
Zinc	50000
Zirconium	25000

The above applies to the following instrument runs:
MA34331

Instrument Linear Ranges

Job Number: JB70128
Account: LANGAN Langan Engineering & Environmental
Project: Carroll Gardens, 363-365 Bond Street, Brooklyn, NY

Instrument ID: SSTRACE3 **Effective Date:** 06/24/14

Analyte	Linear Range ug/l
Aluminum	1000000
Antimony	50000
Arsenic	10000
Barium	50000
Beryllium	50000
Bismuth	50000
Boron	50000
Cadmium	10000
Calcium	500000
Chromium	50000
Cobalt	50000
Copper	50000
Iron	500000
Lead	50000
Lithium	50000
Magnesium	1000000
Manganese	10000
Molybdenum	50000
Nickel	50000
Palladium	25000
Potassium	1000000
Selenium	50000
Silicon	50000
Silver	2000
Sodium	1000000
Sulfur	100000
Strontium	50000
Thallium	50000
Tin	50000
Titanium	50000
Tungsten	10000
Vanadium	50000
Zinc	50000
Zirconium	50000

The above applies to the following instrument runs:
MA34337

Instrument Linear Ranges

Job Number: JB70128
Account: LANGAN Langan Engineering & Environmental
Project: Carroll Gardens, 363-365 Bond Street, Brooklyn, NY

Instrument ID: SSTRACE5 **Effective Date:** 04/09/14

Analyte	Linear Range ug/l
Aluminum	750000
Antimony	50000
Arsenic	10000
Barium	25000
Beryllium	25000
Bismuth	50000
Boron	50000
Cadmium	10000
Calcium	1000000
Chromium	50000
Cobalt	25000
Copper	50000
Iron	500000
Lead	25000
Lithium	50000
Magnesium	1000000
Manganese	10000
Molybdenum	50000
Nickel	25000
Palladium	50000
Potassium	1000000
Selenium	50000
Silicon	50000
Silver	2000
Sodium	1000000
Sulfur	100000
Strontium	25000
Thallium	25000
Tin	50000
Titanium	50000
Tungsten	10000
Vanadium	50000
Zinc	50000
Zirconium	50000

The above applies to the following instrument runs:
MA34336

New Jersey ACCUTEST LABORATORIES

Metals Analysis

Raw Data

Zoom In ▶ Zoom Out

Sample Name: STDA Acquired: 6/26/2014 9:34:00 Type: Cal
Method: Accutest1(v181) Mode: IR Corr. Factor: 1.000000
User: admin Custom ID1: Custom ID2: Custom ID3:
Comment:

Elem	Ba4554	Be3130	Cd2288	Co2286	Cr2677	Cu3247	Mn2576	Ni2316	Ag3280
Units	Cts/S	Cts/S	Cts/S	Cts/S	Cts/S	Cts/S	Cts/S	Cts/S	Cts/S
Avg	**.0010**	**.0004**	**.0006**	**-.0002**	**.0000**	**.0038**	**.0000**	**-.0003**	**-.0001**
Stddev	.0000	.0001	.0001	.0000	.000	.0000	.0000	.0000	.0000
%RSD	4.406	20.73	25.00	20.60	113.3	.2657	6.794	6.935	3.600
#1	.0010	.0005	.0007	-.0003	.0000	.0038	.0000	-.0003	-.0001
#2	.0011	.0004	.0005	-.0002	.0000	.0038	.0001	-.0003	-.0001

Elem	V_2924	Zn2062	As1890	Tl1908	Pb2203	Se1960	Sb2068	Al3961	Ca3179
Units	Cts/S	Cts/S	Cts/S	Cts/S	Cts/S	Cts/S	Cts/S	Cts/S	Cts/S
Avg	**.0000**	**.0060**	**-.0001**	**-.0005**	**-.0003**	**.0011**	**.0003**	**.0003**	**.0070**
Stddev	.000	.0019	.0000	.0000	.0000	.0000	.0001	.0000	.0002
%RSD	94.38	32.18	9.953	1.742	4.784	4.140	40.80	4.077	3.045
#1	.0000	.0074	-.0001	-.0005	-.0003	.0011	.0004	.0002	.0071
#2	.0000	.0046	-.0002	-.0005	-.0003	.0011	.0002	.0003	.0068

Elem	Fe2599	Mg2790	K_7664	Na5895	B_2089	Mo2020	Pd3404	Si2124	Sn1899
Units	Cts/S	Cts/S	Cts/S	Cts/S	Cts/S	Cts/S	Cts/S	Cts/S	Cts/S
Avg	**.0003**	**.0000**	**-.0029**	**.0009**	**.0002**	**.0008**	**-.0002**	**.0048**	**.0002**
Stddev	.0000	.0000	.0004	.0001	.0000	.0002	.0000	.0001	.0001
%RSD	16.69	74.70	12.54	8.821	5.662	19.29	14.30	2.300	60.80
#1	.0003	.0001	-.0027	.0009	.0002	.0009	-.0002	.0048	.0001
#2	.0002	.0000	-.0032	.0008	.0001	.0007	-.0001	.0049	.0003

Elem	Sr4077	Ti3349	W_2079	Zr3391	S_1820	Bi2230	Li6707
Units	Cts/S	Cts/S	Cts/S	Cts/S	Cts/S	Cts/S	Cts/S
Avg	**-.0001**	**-.0002**	**.0028**	**-.0002**	**.0006**	**-.0001**	**.0004**
Stddev	.0001	.0000	.0003	.0000	.0001	.0002	.0003
%RSD	58.83	12.67	11.79	2.265	22.98	305.8	79.55
#1	-.0001	-.0002	.0030	-.0002	.0005	-.0002	.0002
#2	-.0001	-.0003	.0025	-.0002	.0007	.0001	.0006

◀ Zoom In ▶ Zoom Out

Sample Name: STDA Acquired: 6/26/2014 9:34:00 Type: Cal
Method: Accutest1(v181) Mode: IR Corr. Factor: 1.000000
User: admin Custom ID1: Custom ID2: Custom ID3:
Comment:

Int. Std.	Y_3600	Y_3710	Y_2243	In2306
Units	Cts/S	Cts/S	Cts/S	Cts/S
Avg	**199520.**	**47642.**	**3181.3**	**8038.0**
Stddev	352.	200.	4.6	3.7
%RSD	.17665	.41940	.14554	.04602
#1	199270.	47784.	3178.0	8035.4
#2	199770.	47501.	3184.5	8040.7

◀ Zoom In ▶ Zoom Out

Sample Name: STDB Acquired: 6/26/2014 9:40:09 Type: Cal
Method: Accutest1(v181) Mode: IR Corr. Factor: 1.000000
User: admin Custom ID1: Custom ID2: Custom ID3:
Comment:

Elem	Ba4554	Be3130	Cd2288	Co2286	Cr2677	Cu3247	Mn2576	Ni2316	Ag3280
Units	Cts/S	Cts/S	Cts/S	Cts/S	Cts/S	Cts/S	Cts/S	Cts/S	Cts/S
Avg	**5.878**	**10.22**	**5.070**	**2.165**	**.3436**	**.9421**	**1.731**	**1.639**	**.0621**
Stddev	.021	.00	.001	.003	.0009	.0011	.002	.002	.0002
%RSD	.3505	.0077	.0238	.1455	.2572	.1159	.0878	.1102	.2502
#1	5.863	10.22	5.069	2.163	.3442	.9428	1.732	1.638	.0622
#2	5.892	10.22	5.071	2.167	.3430	.9413	1.729	1.640	.0620

Elem	V_2924	Zn2062	As1890	Tl1908	Pb2203	Se1960	Sb2068	Al3961	Ca3179
Units	Cts/S	Cts/S	Cts/S	Cts/S	Cts/S	Cts/S	Cts/S	Cts/S	Cts/S
Avg	**.5469**	**4.694**	**.7525**	**.2175**	**.7113**	**.5122**	**1.006**	**1.869**	**6.067**
Stddev	.0004	.009	.0012	.0003	.0015	.0001	.001	.001	.007
%RSD	.0792	.1889	.1602	.1164	.2098	.0191	.0671	.0289	.1189
#1	.5472	4.688	.7517	.2173	.7102	.5123	1.007	1.869	6.072
#2	.5466	4.700	.7534	.2176	.7123	.5121	1.006	1.868	6.061

Elem	Fe2599	Mg2790	K_7664	Na5895	B_2089	Mo2020	Pd3404	Si2124	Sn1899
Units	Cts/S	Cts/S	Cts/S	Cts/S	Cts/S	Cts/S	Cts/S	Cts/S	Cts/S
Avg	**3.900**	**.5318**	**1.077**	**4.108**	**1.090**	**4.352**	**.1926**	**3.170**	**.8733**
Stddev	.010	.0023	.002	.037	.000	.000	.0005	.001	.0005
%RSD	.2651	.4304	.1875	.9132	.0216	.0018	.2837	.0453	.0574
#1	3.907	.5335	1.078	4.134	1.090	4.352	.1930	3.171	.8729
#2	3.892	.5302	1.076	4.081	1.091	4.352	.1922	3.169	.8737

Elem	Sr4077	Ti3349	W_2079	Zr3391	S_1820	Bi2230	Li6707
Units	Cts/S	Cts/S	Cts/S	Cts/S	Cts/S	Cts/S	Cts/S
Avg	**10.64**	**.5364**	**1.992**	**1.069**	**.4243**	**1.338**	**1.514**
Stddev	.13	.0001	.004	.012	.0002	.001	.001
%RSD	1.246	.0111	.2161	1.097	.0565	.0432	.0660
#1	10.73	.5365	1.989	1.061	.4241	1.338	1.514
#2	10.55	.5364	1.995	1.077	.4244	1.337	1.513

◀ Zoom In ▶ Zoom Out

Sample Name: STDB Acquired: 6/26/2014 9:40:09 Type: Cal
Method: Accutest1(v181) Mode: IR Corr. Factor: 1.000000
User: admin Custom ID1: Custom ID2: Custom ID3:
Comment:

Int. Std.	Y_3600	Y_3710	Y_2243	In2306
Units	Cts/S	Cts/S	Cts/S	Cts/S
Avg	**185750.**	**46635.**	**3022.0**	**7674.7**
Stddev	274.	4.	1.3	6.0
%RSD	.14769	.00847	.04352	.07789
#1	185550.	46633.	3021.1	7678.9
#2	185940.	46638.	3023.0	7670.5

Zoom In Zoom Out

Sample Name: ccvconf Acquired: 6/26/2014 9:46:46 Type: QC
Method: Accutest1(v181) Mode: CONC Corr. Factor: 1.000000
User: admin Custom ID1: Custom ID2: Custom ID3:
Comment:

Elem	Ba4554	Be3130	Cd2288	Co2286	Cr2677	Cu3247	Mn2576
Units	ppm	ppm	ppm	ppm	ppm	ppm	ppm
Avg	F **6717.**	F **6881.**	F **-2103.**	F **25.12**	F **-422.7**	F **-375.5**	F **-418.3**
Stddev	504.	548.	114.	.13	3.3	.4	4.9
%RSD	7.507	7.963	5.406	.5307	.7766	.1194	1.163
#1	7073.	7269.	-2023.	25.21	-425.1	-375.8	-421.7
#2	6360.	6494.	-2183.	25.02	-420.4	-375.1	-414.9
Check ?	Chk Fail	Chk Fail	Chk Fail	Chk Fail	Chk Fail	Chk Fail	Chk Fail
Value	2.000	2.000	2.000	2.000	2.000	2.000	2.000
Range	10.00%	10.00%	-10.00%	10.00%	-10.00%	-10.00%	-10.00%

Elem	Ni2316	Ag3280	V_2924	Zn2062	As1890	Tl1908	Pb2203
Units	ppm	ppm	ppm	ppm	ppm	ppm	ppm
Avg	F **27.49**	F **27.16**	F **-440.4**	F **-2283.**	F **-2156.**	F **-19.49**	F **34.02**
Stddev	.37	5.24	1.4	127.	116.	.82	.89
%RSD	1.364	19.29	.3268	5.572	5.394	4.214	2.613
#1	27.23	30.86	-441.5	-2193.	-2073.	-20.07	34.65
#2	27.76	23.45	-439.4	-2372.	-2238.	-18.91	33.39
Check ?	Chk Fail	Chk Fail	Chk Fail	Chk Fail	Chk Fail	Chk Fail	Chk Fail
Value	2.000	.2500	2.000	2.000	2.000	2.000	2.000
Range	10.00%	10.00%	-10.00%	-10.00%	-10.00%	-10.00%	10.00%

Elem	Se1960	Sb2068	Al3961	Ca3179	Fe2599	Mg2790	K_7664
Units	ppm	ppm	ppm	ppm	ppm	ppm	ppm
Avg	F **-2072.**	F **-2088.**	F **134100.**	F **141800.**	F **139000.**	F **140900.**	F **133300.**
Stddev	111.	114.	10210.	10730.	10440.	10840.	10240.
%RSD	5.373	5.456	7.609	7.565	7.509	7.691	7.680
#1	-1993.	-2008.	141300.	149400.	146400.	148600.	140600.
#2	-2150.	-2169.	126900.	134300.	131600.	133200.	126100.
Check ?	Chk Fail	Chk Fail	Chk Fail	Chk Fail	Chk Fail	Chk Fail	Chk Fail
Value	2.000	2.000	40.00	40.00	40.00	40.00	40.00
Range	-10.00%	-10.00%	10.00%	10.00%	10.00%	10.00%	10.00%

Zoom In Zoom Out

Sample Name: ccvconf Acquired: 6/26/2014 9:46:46 Type: QC
Method: Accutest1(v181) Mode: CONC Corr. Factor: 1.000000
User: admin Custom ID1: Custom ID2: Custom ID3:
Comment:

Elem	Na5895	B_2089	Mo2020	Pd3404	Si2124	Sn1899	Sr4077
Units	ppm	ppm	ppm	ppm	ppm	ppm	ppm
Avg	F **133800.**	F **-2057.**	F **-2111.**	F **-385.2**	F **-5193.**	F **-2178.**	F **6582.**
Stddev	10150.	113.	116.	.9	283.	118.	473.
%RSD	7.589	5.516	5.480	.2276	5.446	5.418	7.182
#1	141000.	-1976.	-2029.	-385.8	-4993.	-2095.	6916.
#2	126600.	-2137.	-2193.	-384.5	-5392.	-2262.	6247.
Check ?	Chk Fail	Chk Fail	Chk Fail	Chk Fail	Chk Fail	Chk Fail	Chk Fail
Value	40.00	2.000	2.000	2.000	5.000	2.000	2.000
Range	10.00%	-10.00%	-10.00%	-10.00%	-10.00%	-10.00%	10.00%

Elem	Ti3349	W_2079	Zr3391	S_1820	Bi2230	Li6707
Units	ppm	ppm	ppm	ppm	ppm	ppm
Avg	F **-417.4**	F **-2069.**	F **-404.3**	F **-2051.**	F **-2010.**	F **6518.**
Stddev	2.4	120.	1.3	116.	104.	491.
%RSD	.5717	5.782	.3107	5.642	5.185	7.538
#1	-419.1	-1985.	-405.2	-1969.	-1937.	6866.
#2	-415.7	-2154.	-403.4	-2132.	-2084.	6171.
Check ?	Chk Fail	Chk Fail	Chk Fail	Chk Fail	Chk Fail	Chk Fail
Value	2.000	2.000	2.000	2.000	2.000	2.000
Range	-10.00%	-10.00%	-10.00%	-10.00%	-10.00%	10.00%

Int. Std.	Y_3600	Y_3710	Y_2243	In2306
Units	Cts/S	Cts/S	Cts/S	Cts/S
Avg	**-1043.8**	**15.002**	**-3.3993**	**614.93**
Stddev	7.8	1.159	.1887	.01
%RSD	.75077	7.7244	5.5498	.00190
#1	-1038.3	14.183	-3.5327	614.94
#2	-1049.4	15.822	-3.2659	614.93

Zoom In Zoom Out

Sample Name: ccbconf Acquired: 6/26/2014 9:53:04 Type: QC
Method: Accutest1(v181) Mode: CONC Corr. Factor: 1.000000
User: admin Custom ID1: Custom ID2: Custom ID3:
Comment:

Elem	Ba4554	Be3130	Cd2288	Co2286	Cr2677	Cu3247	Mn2576	Ni2316
Units	ppm	ppm	ppm	ppm	ppm	ppm	ppm	ppm
Avg	kF **-3.385**	kF **-.6517**	sF **-1.148**	sF **-1.700**	kF **.6118**	kF **-29.75**	kF **-.2267**	sF **-2.026**
Stddev	.271	.0814	1.627	2.368	.8178	2.76	.0654	2.845
%RSD	8.006	12.49	141.7	139.3	133.7	9.285	28.87	140.4
#1	-3.193	-.5942	-2.299	-.0258	1.190	-27.79	-.1805	-.0150
#2	k -3.577	k -.7093	s .0020	s -3.375	k .0335	k -31.70	k -.2730	s -4.038
Check ?	Chk Fail	Chk Fail	Chk Fail	Chk Fail	Chk Fail	Chk Fail	Chk Fail	Chk Fail
High Limit	.2000	.0010	.0040	.0500	.0100	.0100	.0150	.0100
Low Limit	-.2000	-.0010	-.0040	-.0500	-.0100	-.0100	-.0150	-.0100

Elem	Ag3280	V_2924	Zn2062	As1890	Tl1908	Pb2203	Se1960	Sb2068
Units	ppm	ppm	ppm	ppm	ppm	ppm	ppm	ppm
Avg	kF **5.942**	kF **.6412**	sF **1.895**	sF **.1771**	sF **-36.60**	sF **-10.17**	sF **-18.99**	sF **-6.089**
Stddev	2.175	.0178	2.603	.2506	51.23	14.29	26.90	8.620
%RSD	36.60	2.774	137.4	141.5	140.0	140.5	141.7	141.6
#1	4.404	.6286	3.735	.3542	-.3722	-.0674	-38.00	-12.18
#2	k 7.480	k .6537	s .0544	s -.0001	s -72.82	s -20.28	s .0329	s .0057
Check ?	Chk Fail	Chk Fail	Chk Fail	Chk Fail	Chk Fail	Chk Fail	Chk Fail	Chk Fail
High Limit	.0100	.0500	.0200	.0030	.0020	.0030	.0100	.0060
Low Limit	-.0100	-.0500	-.0200	-.0030	-.0020	-.0030	-.0100	-.0060

Elem	Al3961	Ca3179	Fe2599	Mg2790	K_7664	Na5895	B_2089	Mo2020
Units	ppm	ppm	ppm	ppm	ppm	ppm	ppm	ppm
Avg	kF **-26.03**	kF **-29.55**	kF **-8.548**	kF **-11.57**	kF **850.7**	kF **-65.82**	sF **-9.064**	sF **-2.325**
Stddev	.31	4.79	3.295	21.74	54.4	6.76	12.84	3.295
%RSD	1.182	16.21	38.55	187.8	6.389	10.27	141.6	141.7
#1	-26.25	-26.16	-6.218	3.796	812.3	-61.04	-18.14	-4.655
#2	k -25.81	k -32.93	k -10.88	k -26.95	k 889.1	k -70.60	s .0143	s .0050
Check ?	Chk Fail	Chk Fail	Chk Fail	Chk Fail	Chk Fail	Chk Fail	Chk Fail	Chk Fail
High Limit	.2000	5.000	.1000	5.000	5.000	5.000	.1000	.0200
Low Limit	-.2000	-5.000	-.1000	-5.000	-5.000	-5.000	-.1000	-.0200

Zoom In Zoom Out

Sample Name: ccbconf Acquired: 6/26/2014 9:53:04 Type: QC
Method: Accutest1(v181) Mode: CONC Corr. Factor: 1.000000
User: admin Custom ID1: Custom ID2: Custom ID3:
Comment:

Elem	Pd3404	Si2124	Sn1899	Sr4077	Ti3349	W_2079	Zr3391	S_1820
Units	ppm	ppm	ppm	ppm	ppm	ppm	ppm	ppm
Avg	kF **9.608**	sF **-37.81**	sF **-2.599**	kF **-.1572**	kF **7.645**	sF **-29.91**	kF **2.320**	sF **-12.93**
Stddev	3.153	53.57	3.677	.0741	.841	42.37	.236	18.32
%RSD	32.82	141.7	141.5	47.17	11.00	141.7	10.17	141.7
#1	11.84	-75.69	-5.199	-.1047	7.050	-59.87	2.153	-25.88
#2	k 7.378	s .0640	s .0015	k -.2096	k 8.240	s .0545	k 2.487	s .0227
Check ?	Chk Fail	Chk Fail	Chk Fail	Chk Fail	Chk Fail	Chk Fail	Chk Fail	Chk Fail
High Limit	.0500	.2000	.0100	.0100	.0100	.0500	.0100	.0500
Low Limit	-.0500	-.2000	-.0100	-.0100	-.0100	-.0500	-.0100	-.0500

Elem	Bi2230	Li6707
Units	ppm	ppm
Avg	sF **4.154**	kF **-6.761**
Stddev	5.878	1.503
%RSD	141.5	22.24
#1	8.311	-5.698
#2	s -.0019	k -7.824
Check ?	Chk Fail	Chk Fail
High Limit	.0200	.0200
Low Limit	-.0200	-.0200

Int. Std.	Y_3600	Y_3710	Y_2243	In2306
Units	Cts/S	Cts/S	Cts/S	Cts/S
Avg	**-54.158**	**-14.062**	^ *****	^ *****
Stddev	5.362	.595	-----	-----
%RSD	9.9010	4.2334	-----	-----
#1	-57.950	-14.483	-.71702	416.76
#2	-50.367	-13.641	^ -----	^ -----

Zoom In Zoom Out

Sample Name: icv Acquired: 6/26/2014 10:00:15 Type: QC
Method: Accutest1(v181) Mode: CONC Corr. Factor: 1.000000
User: admin Custom ID1: Custom ID2: Custom ID3:
Comment:

Elem	Ba4554	Be3130	Cd2288	Co2286	Cr2677	Cu3247	Mn2576	Ni2316	Ag3280
Units	ppm	ppm	ppm	ppm	ppm	ppm	ppm	ppm	ppm
Avg	**2.013**	**2.030**	**1.982**	**1.979**	**1.981**	**1.935**	**2.029**	**2.017**	**.2448**
Stddev	.001	.013	.006	.007	.002	.002	.002	.006	.0002
%RSD	.0316	.6328	.3030	.3650	.1168	.0910	.1043	.2922	.0870
#1	2.014	2.041	1.977	1.974	1.984	1.937	2.031	2.013	.2447
#2	2.012	2.016	1.980	1.975	1.980	1.935	2.027	2.014	.2450
#3	2.013	2.032	1.988	1.987	1.980	1.933	2.029	2.023	.2446
Check ?	Chk Pass	Chk Pass	Chk Pass	Chk Pass	Chk Pass	Chk Pass	Chk Pass	Chk Pass	Chk Pass
Value									
Range									

Elem	V_2924	Zn2062	As1890	Tl1908	Pb2203	Se1960	Sb2068	Al3961	Ca3179
Units	ppm	ppm	ppm	ppm	ppm	ppm	ppm	ppm	ppm
Avg	**1.970**	**2.022**	**2.013**	**2.023**	**1.996**	**1.977**	**1.964**	**39.19**	**40.89**
Stddev	.002	.003	.008	.003	.005	.008	.007	.06	.05
%RSD	.1232	.1570	.3773	.1413	.2727	.3872	.3467	.1631	.1212
#1	1.972	2.022	2.008	2.020	1.993	1.972	1.958	39.24	40.91
#2	1.972	2.019	2.009	2.022	1.992	1.974	1.961	39.12	40.93
#3	1.968	2.025	2.022	2.026	2.002	1.986	1.971	39.21	40.84
Check ?	Chk Pass	Chk Pass	Chk Pass	Chk Pass	Chk Pass	Chk Pass	Chk Pass	Chk Pass	Chk Pass
Value									
Range									

Elem	Fe2599	Mg2790	K_7664	Na5895	B_2089	Mo2020	Pd3404	Si2124	Sn1899
Units	ppm	ppm	ppm	ppm	ppm	ppm	ppm	ppm	ppm
Avg	**41.08**	**40.12**	**40.47**	**40.20**	**1.995**	**1.928**	**1.947**	**4.954**	**1.990**
Stddev	.03	.12	.02	.06	.005	.006	.003	.014	.006
%RSD	.0752	.2989	.0514	.1537	.2347	.3043	.1419	.2868	.3184
#1	41.10	40.15	40.47	40.18	1.993	1.923	1.949	4.946	1.986
#2	41.10	40.21	40.45	40.15	1.992	1.925	1.948	4.946	1.987
#3	41.05	39.98	40.49	40.27	2.000	1.934	1.944	4.970	1.997
Check ?	Chk Pass	Chk Pass	Chk Pass	Chk Pass	Chk Pass	Chk Pass	Chk Pass	Chk Pass	Chk Pass
Value									
Range									

Zoom In Zoom Out

Sample Name: icv Acquired: 6/26/2014 10:00:15 Type: QC
Method: Accutest1(v181) Mode: CONC Corr. Factor: 1.000000
User: admin Custom ID1: Custom ID2: Custom ID3:
Comment:

Elem	Sr4077	Ti3349	W_2079	Zr3391	S_1820	Bi2230	Li6707
Units	ppm	ppm	ppm	ppm	ppm	ppm	ppm
Avg	**1.979**	**2.007**	**2.083**	**2.049**	**1.941**	**1.955**	**2.070**
Stddev	.018	.003	.007	.002	.006	.009	.002
%RSD	.8821	.1327	.3437	.0935	.3144	.4639	.0873
#1	1.967	2.010	2.077	2.052	1.937	1.948	2.069
#2	1.970	2.006	2.080	2.049	1.939	1.952	2.070
#3	1.999	2.005	2.091	2.048	1.948	1.965	2.072
Check ?	Chk Pass	Chk Pass	Chk Pass	Chk Pass	Chk Pass	Chk Pass	Chk Pass
Value							
Range							

Int. Std.	Y_3600	Y_3710	Y_2243	In2306
Units	Cts/S	Cts/S	Cts/S	Cts/S
Avg	**191740.**	**47166.**	**3091.9**	**7799.1**
Stddev	128.	116.	8.8	25.6
%RSD	.06690	.24540	.28416	.32794
#1	191890.	47049.	3097.8	7812.3
#2	191650.	47170.	3096.1	7815.4
#3	191680.	47281.	3081.8	7769.6

Zoom In Zoom Out

Sample Name: icb Acquired: 6/26/2014 10:16:04 Type: QC
Method: Accutest1(v181) Mode: CONC Corr. Factor: 1.000000
User: admin Custom ID1: Custom ID2: Custom ID3:
Comment:

Elem	Ba4554	Be3130	Cd2288	Co2286	Cr2677	Cu3247	Mn2576	Ni2316	Ag3280
Units	ppm	ppm	ppm	ppm	ppm	ppm	ppm	ppm	ppm
Avg	**.0002**	**.0000**	**.0002**	**.0003**	**.0000**	**-.0007**	**.0000**	**.0001**	**.0000**
Stddev	.0001	.0000	.0000	.0000	.000	.0002	.000	.0001	.0003
%RSD	34.47	38.73	8.131	14.99	1280.	28.72	18.21	120.5	739.0
#1	.0002	.0000	.0002	.0003	.0001	-.0006	.0000	.0000	-.0002
#2	.0003	.0000	.0001	.0002	-.0002	-.0009	-.0001	.0001	.0002
Check ?	Chk Pass	Chk Pass	Chk Pass	Chk Pass	Chk Pass	Chk Pass	Chk Pass	Chk Pass	Chk Pass
High Limit									
Low Limit									

Elem	V_2924	Zn2062	As1890	Tl1908	Pb2203	Se1960	Sb2068	Al3961	Ca3179
Units	ppm	ppm	ppm	ppm	ppm	ppm	ppm	ppm	ppm
Avg	**-.0001**	**-.0053**	**.0002**	**.0004**	**-.0007**	**-.0001**	**.0000**	**-.0045**	**-.0184**
Stddev	.0000	.0002	.0002	.0000	.0000	.0000	.0002	.0036	.0007
%RSD	18.69	4.177	101.2	3.852	.0549	1.516	378.5	79.10	3.722
#1	-.0001	-.0054	.0001	.0004	-.0007	-.0001	.0002	-.0070	-.0179
#2	-.0001	-.0051	.0004	.0004	-.0007	-.0001	-.0001	-.0020	-.0189
Check ?	Chk Pass	Chk Pass	Chk Pass	Chk Pass	Chk Pass	Chk Pass	Chk Pass	Chk Pass	Chk Pass
High Limit									
Low Limit									

Elem	Fe2599	Mg2790	K_7664	Na5895	B_2089	Mo2020	Pd3404	Si2124	Sn1899
Units	ppm	ppm	ppm	ppm	ppm	ppm	ppm	ppm	ppm
Avg	**-.0028**	**-.0022**	**-.0122**	**-.0086**	**.0018**	**-.0001**	**.0001**	**.0004**	**-.0001**
Stddev	.0007	.0012	.0139	.0047	.0002	.0001	.0008	.0005	.0001
%RSD	25.27	52.82	114.1	55.15	10.85	57.25	1581.	129.1	204.2
#1	-.0033	-.0030	-.0220	-.0052	.0017	-.0001	-.0005	.0000	-.0002
#2	-.0023	-.0014	-.0024	-.0119	.0019	-.0001	.0007	.0008	.0000
Check ?	Chk Pass	Chk Pass	Chk Pass	Chk Pass	Chk Pass	Chk Pass	Chk Pass	Chk Pass	Chk Pass
High Limit									
Low Limit									

Zoom In Zoom Out

Sample Name: icb Acquired: 6/26/2014 10:16:04 Type: QC
Method: Accutest1(v181) Mode: CONC Corr. Factor: 1.000000
User: admin Custom ID1: Custom ID2: Custom ID3:
Comment:

Elem	Sr4077	Ti3349	W_2079	Zr3391	S_1820	Bi2230	Li6707
Units	ppm	ppm	ppm	ppm	ppm	ppm	ppm
Avg	**-.0001**	**.0001**	**.0004**	**.0001**	**.0003**	**-.0002**	**.0011**
Stddev	.0000	.0001	.0004	.0001	.0003	.0001	.0004
%RSD	49.38	117.7	96.19	76.74	91.47	33.89	34.92
#1	-.0001	.0002	.0006	.0001	.0001	-.0003	.0013
#2	-.0001	.0000	.0001	.0002	.0005	-.0002	.0008
Check ?	Chk Pass	Chk Pass	Chk Pass	Chk Pass	Chk Pass	Chk Pass	Chk Pass
High Limit							
Low Limit							

Int. Std.	Y_3600	Y_3710	Y_2243	In2306
Units	Cts/S	Cts/S	Cts/S	Cts/S
Avg	**201570.**	**47355.**	**3186.4**	**8063.9**
Stddev	668.	130.	5.5	10.3
%RSD	.33155	.27420	.17215	.12833
#1	201100.	47263.	3182.6	8056.6
#2	202040.	47447.	3190.3	8071.3

Zoom In Zoom Out

Sample Name: iccv Acquired: 6/26/2014 10:21:48 Type: QC
Method: Accutest1(v181) Mode: CONC Corr. Factor: 1.000000
User: admin Custom ID1: Custom ID2: Custom ID3:
Comment:

Elem	Ba4554	Be3130	Cd2288	Co2286	Cr2677	Cu3247	Mn2576	Ni2316	Ag3280
Units	ppm	ppm	ppm	ppm	ppm	ppm	ppm	ppm	ppm
Avg	**2.006**	**2.037**	**1.999**	**2.020**	**2.005**	**1.955**	**2.061**	**2.033**	**.2440**
Stddev	.003	.009	.005	.007	.010	.011	.010	.006	.0006
%RSD	.1646	.4506	.2438	.3581	.5184	.5738	.5066	.3198	.2637
#1	2.009	2.045	2.001	2.018	1.995	1.950	2.051	2.033	.2434
#2	2.008	2.041	1.992	2.012	1.999	1.945	2.056	2.025	.2436
#3	2.004	2.024	2.004	2.029	2.019	1.971	2.075	2.041	.2448
#4	2.002	2.039	1.998	2.023	2.006	1.954	2.061	2.034	.2441
Check ?	Chk Pass	Chk Pass	Chk Pass	Chk Pass	Chk Pass	Chk Pass	Chk Pass	Chk Pass	Chk Pass
Value									
Range									

Elem	V_2924	Zn2062	As1890	Tl1908	Pb2203	Se1960	Sb2068	Al3961	Ca3179
Units	ppm	ppm	ppm	ppm	ppm	ppm	ppm	ppm	ppm
Avg	**1.979**	**2.035**	**1.994**	**2.045**	**2.017**	**1.998**	**1.986**	**39.24**	**40.24**
Stddev	.011	.005	.005	.008	.006	.006	.006	.07	.05
%RSD	.5599	.2544	.2405	.3863	.2897	.3017	.2795	.1672	.1221
#1	1.970	2.040	1.995	2.047	2.016	2.001	1.988	39.33	40.21
#2	1.971	2.030	1.988	2.036	2.009	1.990	1.980	39.24	40.31
#3	1.994	2.038	1.999	2.055	2.023	2.004	1.993	39.18	40.21
#4	1.980	2.030	1.995	2.042	2.019	1.997	1.983	39.20	40.22
Check ?	Chk Pass	Chk Pass	Chk Pass	Chk Pass	Chk Pass	Chk Pass	Chk Pass	Chk Pass	Chk Pass
Value									
Range									

Zoom In Zoom Out

Sample Name: iccv Acquired: 6/26/2014 10:21:48 Type: QC
Method: Accutest1(v181) Mode: CONC Corr. Factor: 1.000000
User: admin Custom ID1: Custom ID2: Custom ID3:
Comment:

Elem	Fe2599	Mg2790	K_7664	Na5895	B_2089	Mo2020	Pd3404	Si2124	Sn1899
Units	ppm	ppm	ppm	ppm	ppm	ppm	ppm	ppm	ppm
Avg	**40.22**	**39.31**	**39.30**	**39.45**	**1.976**	**2.001**	**1.954**	**4.888**	**2.018**
Stddev	.04	.06	.03	.04	.005	.005	.013	.014	.004
%RSD	.1037	.1449	.0820	.0986	.2532	.2686	.6656	.2945	.2153
#1	40.21	39.28	39.27	39.43	1.979	2.002	1.946	4.899	2.020
#2	40.28	39.39	39.33	39.47	1.970	1.993	1.944	4.869	2.012
#3	40.19	39.26	39.32	39.49	1.981	2.006	1.973	4.899	2.023
#4	40.19	39.32	39.26	39.41	1.975	2.002	1.952	4.884	2.018
Check ?	Chk Pass	Chk Pass	Chk Pass	Chk Pass	Chk Pass	Chk Pass	Chk Pass	Chk Pass	Chk Pass
Value									
Range									

Elem	Sr4077	Ti3349	W_2079	Zr3391	S_1820	Bi2230	Li6707
Units	ppm	ppm	ppm	ppm	ppm	ppm	ppm
Avg	**1.978**	**2.001**	**1.952**	**2.004**	**1.960**	**1.968**	**1.961**
Stddev	.012	.011	.008	.011	.005	.006	.003
%RSD	.6023	.5393	.4205	.5559	.2516	.3193	.1260
#1	1.973	1.991	1.949	1.997	1.963	1.967	1.964
#2	1.968	1.994	1.942	1.996	1.955	1.960	1.961
#3	1.975	2.015	1.959	2.020	1.966	1.974	1.960
#4	1.995	2.002	1.960	2.005	1.958	1.971	1.957
Check ?	Chk Pass	Chk Pass	Chk Pass	Chk Pass	Chk Pass	Chk Pass	Chk Pass
Value							
Range							

Zoom In Zoom Out

Sample Name: iccv Acquired: 6/26/2014 10:21:48 Type: QC
Method: Accutest1(v181) Mode: CONC Corr. Factor: 1.000000
User: admin Custom ID1: Custom ID2: Custom ID3:
Comment:

Int. Std.	Y_3600	Y_3710	Y_2243	In2306
Units	Cts/S	Cts/S	Cts/S	Cts/S
Avg	**191510.**	**47223.**	**3098.6**	**7801.5**
Stddev	903.	106.	6.4	24.0
%RSD	.47131	.22531	.20575	.30721
#1	192010.	47203.	3095.5	7816.2
#2	192330.	47125.	3106.6	7824.5
#3	190280.	47374.	3091.9	7771.1
#4	191400.	47191.	3100.4	7794.2

Zoom In Zoom Out

Sample Name: ccb Acquired: 6/26/2014 10:33:37 Type: QC
Method: Accutest1(v181) Mode: CONC Corr. Factor: 1.000000
User: admin Custom ID1: Custom ID2: Custom ID3:
Comment:

Elem	Ba4554	Be3130	Cd2288	Co2286	Cr2677	Cu3247	Mn2576	Ni2316	Ag3280
Units	ppm	ppm	ppm	ppm	ppm	ppm	ppm	ppm	ppm
Avg	**.0003**	**.0001**	**.0001**	**.0002**	**.0002**	**-.0006**	**.0001**	**-.0001**	**.0000**
Stddev	.0001	.0000	.0001	.0001	.0001	.0001	.0000	.0003	.000
%RSD	43.63	8.590	75.78	45.92	50.39	12.83	10.12	197.1	175.6
#1	.0004	.0001	.0001	.0001	.0003	-.0005	.0001	-.0003	-.0001
#2	.0002	.0002	.0000	.0002	.0002	-.0007	.0001	.0001	.0000
Check ?	Chk Pass	Chk Pass	Chk Pass	Chk Pass	Chk Pass	Chk Pass	Chk Pass	Chk Pass	Chk Pass
High Limit									
Low Limit									

Elem	V_2924	Zn2062	As1890	Tl1908	Pb2203	Se1960	Sb2068	Al3961	Ca3179
Units	ppm	ppm	ppm	ppm	ppm	ppm	ppm	ppm	ppm
Avg	**.0001**	**-.0055**	**.0008**	**.0004**	**-.0004**	**-.0004**	**.0000**	**-.0007**	**-.0162**
Stddev	.0000	.0001	.0001	.0002	.0003	.0004	.000	.0011	.0012
%RSD	53.97	1.412	6.317	59.83	87.96	99.55	890.3	149.3	7.364
#1	.0001	-.0054	.0008	.0006	-.0006	-.0001	.0000	.0000	-.0153
#2	.0000	-.0055	.0008	.0002	-.0001	-.0007	.0000	-.0015	-.0170
Check ?	Chk Pass	Chk Pass	Chk Pass	Chk Pass	Chk Pass	Chk Pass	Chk Pass	Chk Pass	Chk Pass
High Limit									
Low Limit									

Elem	Fe2599	Mg2790	K_7664	Na5895	B_2089	Mo2020	Pd3404	Si2124	Sn1899
Units	ppm	ppm	ppm	ppm	ppm	ppm	ppm	ppm	ppm
Avg	**-.0008**	**-.0040**	**-.0463**	**-.0087**	**.0022**	**.0002**	**.0001**	**.0009**	**-.0002**
Stddev	.0003	.0118	.0465	.0044	.0002	.0002	.0000	.0004	.0002
%RSD	31.11	291.1	100.3	50.85	11.29	85.18	5.343	41.72	97.93
#1	-.0007	-.0124	-.0792	-.0118	.0020	.0001	.0001	.0012	-.0001
#2	-.0010	.0043	-.0135	-.0055	.0024	.0003	.0001	.0007	-.0004
Check ?	Chk Pass	Chk Pass	Chk Pass	Chk Pass	Chk Pass	Chk Pass	Chk Pass	Chk Pass	Chk Pass
High Limit									
Low Limit									

Zoom In Zoom Out

Sample Name: ccb Acquired: 6/26/2014 10:33:37 Type: QC
Method: Accutest1(v181) Mode: CONC Corr. Factor: 1.000000
User: admin Custom ID1: Custom ID2: Custom ID3:
Comment:

Elem	Sr4077	Ti3349	W_2079	Zr3391	S_1820	Bi2230	Li6707
Units	ppm	ppm	ppm	ppm	ppm	ppm	ppm
Avg	**.0001**	**.0005**	**.0038**	**.0002**	**-.0014**	**-.0010**	**.0026**
Stddev	.0000	.0001	.0005	.0002	.0000	.0002	.0005
%RSD	47.92	22.57	12.65	95.96	2.340	22.16	19.45
#1	.0001	.0006	.0041	.0004	-.0014	-.0009	.0023
#2	.0001	.0004	.0034	.0001	-.0013	-.0012	.0030
Check ?	Chk Pass	Chk Pass	Chk Pass	Chk Pass	Chk Pass	Chk Pass	Chk Pass
High Limit							
Low Limit							

Int. Std.	Y_3600	Y_3710	Y_2243	In2306
Units	Cts/S	Cts/S	Cts/S	Cts/S
Avg	**200330.**	**46424.**	**3188.4**	**8062.0**
Stddev	172.	1438.	12.1	21.8
%RSD	.08609	3.0971	.37860	.27048
#1	200210.	45408.	3179.8	8046.6
#2	200450.	47441.	3196.9	8077.4

Zoom In Zoom Out

Sample Name: cri Acquired: 6/26/2014 10:40:51 Type: QC
Method: Accutest1(v181) Mode: CONC Corr. Factor: 1.000000
User: admin Custom ID1: Custom ID2: Custom ID3:
Comment:

Elem	Ba4554	Be3130	Cd2288	Co2286	Cr2677	Cu3247	Mn2576	Ni2316
Units	ppm	ppm	ppm	ppm	ppm	ppm	ppm	ppm
Avg	**.2064**	**.0021**	**.0032**	**.0523**	**.0106**	**.0093**	**.0159**	**.0108**
Stddev	.0021	.0000	.0002	.0003	.0000	.0003	.0000	.0000
%RSD	1.023	1.468	6.076	.5156	.1585	2.882	.2502	.1960
#1	.2049	.0021	.0031	.0525	.0106	.0091	.0160	.0108
#2	.2079	.0021	.0034	.0521	.0106	.0095	.0159	.0108
Check ?	Chk Pass	Chk Pass	Chk Pass	Chk Pass	Chk Pass	Chk Pass	Chk Pass	Chk Pass
Value								
Range								

Elem	Ag3280	V_2924	Zn2062	As1890	Tl1908	Pb2203	Se1960	Sb2068
Units	ppm	ppm	ppm	ppm	ppm	ppm	ppm	ppm
Avg	**.0048**	**.0538**	**.0167**	W **.0097**	**.0099**	**.0029**	**.0092**	**.0058**
Stddev	.0002	.0002	.0001	.0002	.0015	.0004	.0004	.0001
%RSD	3.309	.2947	.6422	2.528	15.54	12.33	4.603	2.534
#1	.0050	.0537	.0168	.0095	.0110	.0027	.0095	.0057
#2	.0047	.0539	.0166	.0098	.0088	.0032	.0089	.0059
Check ?	Chk Pass	Chk Pass	Chk Pass	Chk Warn	Chk Pass	Chk Pass	Chk Pass	Chk Pass
Value				.0080				
Range				20.00%				

Elem	Al3961	Ca3179	Fe2599	Mg2790	K_7664	Na5895	B_2089	Mo2020
Units	ppm	ppm	ppm	ppm	ppm	ppm	ppm	ppm
Avg	**.2113**	**5.144**	**.1042**	**5.260**	**4.965**	**5.043**	**.1038**	**.0207**
Stddev	.0013	.037	.0002	.042	.048	.045	.0004	.0002
%RSD	.6196	.7191	.2084	.7883	.9705	.8862	.3726	.7339
#1	.2103	5.118	.1040	5.230	4.931	5.012	.1041	.0206
#2	.2122	5.170	.1043	5.289	4.999	5.075	.1035	.0208
Check ?	Chk Pass	Chk Pass	Chk Pass	Chk Pass	Chk Pass	Chk Pass	Chk Pass	Chk Pass
Value								
Range								

Zoom In Zoom Out

Sample Name: cri Acquired: 6/26/2014 10:40:51 Type: QC
Method: Accutest1(v181) Mode: CONC Corr. Factor: 1.000000
User: admin Custom ID1: Custom ID2: Custom ID3:
Comment:

Elem	Pd3404	Si2124	Sn1899	Sr4077	Ti3349	W_2079	Zr3391	S_1820
Units	ppm	ppm	ppm	ppm	ppm	ppm	ppm	ppm
Avg	**.0484**	**.2002**	**.0098**	**.0104**	**.0104**	**.0527**	**.0100**	**.0478**
Stddev	.0007	.0010	.0001	.0002	.0001	.0003	.0000	.0017
%RSD	1.464	.4905	1.501	1.713	1.123	.5576	.1525	3.602
#1	.0479	.1995	.0099	.0103	.0103	.0529	.0100	.0491
#2	.0489	.2009	.0097	.0106	.0105	.0525	.0100	.0466
Check ?	Chk Pass	Chk Pass	Chk Pass	Chk Pass	Chk Pass	Chk Pass	Chk Pass	Chk Pass
Value								
Range								

Elem	Bi2230	Li6707
Units	ppm	ppm
Avg	**.0205**	**.0231**
Stddev	.0002	.0010
%RSD	.9848	4.449
#1	.0206	.0238
#2	.0203	.0224
Check ?	Chk Pass	Chk Pass
Value		
Range		

Int. Std.	Y_3600	Y_3710	Y_2243	In2306
Units	Cts/S	Cts/S	Cts/S	Cts/S
Avg	**199620.**	**47617.**	**3186.4**	**8027.9**
Stddev	227.	269.	1.8	.3
%RSD	.11370	.56424	.05592	.00421
#1	199460.	47807.	3187.6	8027.7
#2	199790.	47427.	3185.1	8028.2

Zoom In Zoom Out

Sample Name: crid Acquired: 6/26/2014 10:46:58 Type: QC
Method: Accutest1(v181) Mode: CONC Corr. Factor: 1.000000
User: admin Custom ID1: Custom ID2: Custom ID3:
Comment:

Elem	Ba4554	Be3130	Cd2288	Co2286	Cr2677	Cu3247	Mn2576	Ni2316
Units	ppm	ppm	ppm	ppm	ppm	ppm	ppm	ppm
Avg	**.0041**	**.0010**	**.0011**	**.0033**	**.0018**	F **.0011**	**.0031**	**.0040**
Stddev	.0000	.0000	.0001	.0000	.0003	.0001	.0000	.0001
%RSD	.0634	.7839	7.957	1.149	16.72	8.347	1.474	1.481
#1	.0041	.0010	.0010	.0033	.0020	.0012	.0030	.0041
#2	.0041	.0010	.0011	.0033	.0016	.0011	.0031	.0040
Check ?	Chk Pass	Chk Pass	Chk Pass	Chk Pass	Chk Pass	Chk Fail	Chk Pass	Chk Pass
Value						.0020		
Range						-30.00%		

Elem	Ag3280	V_2924	Zn2062	As1890	Tl1908	Pb2203	Se1960	Sb2068
Units	ppm	ppm	ppm	ppm	ppm	ppm	ppm	ppm
Avg	**.0009**	**.0021**	F **.0069**	W **.0037**	**.0023**	**.0025**	W **.0036**	**.0027**
Stddev	.0001	.0001	.0000	.0004	.0002	.0006	.0001	.0007
%RSD	12.71	4.084	.3713	10.63	7.688	22.84	3.025	24.67
#1	.0010	.0020	.0070	.0034	.0024	.0029	.0035	.0032
#2	.0008	.0021	.0069	.0040	.0021	.0021	.0037	.0023
Check ?	Chk Pass	Chk Pass	Chk Fail	Chk Warn	Chk Pass	Chk Pass	Chk Warn	Chk Pass
Value			.0100	.0030			.0050	
Range			-30.00%	20.00%			-20.00%	

Elem	Al3961	Ca3179	Fe2599	Mg2790	K_7664	Na5895	B_2089	Mo2020
Units	ppm	ppm	ppm	ppm	ppm	ppm	ppm	ppm
Avg	**.0934**	**1.021**	**-.0041**	**.0987**	**1.986**	**.9940**	**.0110**	**-.0003**
Stddev	.0036	.001	.0003	.0043	.013	.0019	.0003	.0001
%RSD	3.874	.1150	6.344	4.400	.6320	.1945	2.739	18.27
#1	.0908	1.021	-.0043	.1018	1.977	.9954	.0112	-.0003
#2	.0960	1.022	-.0039	.0956	1.995	.9926	.0107	-.0003
Check ?	Chk Pass	Chk Pass	None	Chk Pass	Chk Pass	Chk Pass	Chk Pass	None
Value								
Range								

Zoom In Zoom Out

Sample Name: crid Acquired: 6/26/2014 10:46:58 Type: QC
Method: Accutest1(v181) Mode: CONC Corr. Factor: 1.000000
User: admin Custom ID1: Custom ID2: Custom ID3:
Comment:

Elem	Pd3404	Si2124	Sn1899	Sr4077	Ti3349	W_2079	Zr3391	S_1820
Units	ppm	ppm	ppm	ppm	ppm	ppm	ppm	ppm
Avg	**.0002**	**-.0009**	**-.0005**	**-.0002**	**-.0001**	F **-.0010**	F **-.0002**	F **-.0012**
Stddev	.0005	.0001	.0001	.0000	.0005	.0001	.0000	.0005
%RSD	239.2	14.24	22.89	5.882	366.2	11.47	27.15	38.13
#1	-.0002	-.0008	-.0006	-.0002	-.0005	-.0011	-.0002	-.0015
#2	.0006	-.0010	-.0004	-.0002	.0002	-.0009	-.0001	-.0009
Check ?	None	None	None	None	None	Chk Fail	Chk Fail	Chk Fail
Value						.0040	.0040	.0040
Range						-30.00%	-30.00%	-30.00%

Elem	Bi2230	Li6707
Units	ppm	ppm
Avg	F **-.0007**	F **.0012**
Stddev	.0009	.0008
%RSD	137.8	70.96
#1	.0000	.0018
#2	-.0013	.0006
Check ?	Chk Fail	Chk Fail
Value	.0040	.0040
Range	-30.00%	-30.00%

Int. Std.	Y_3600	Y_3710	Y_2243	In2306
Units	Cts/S	Cts/S	Cts/S	Cts/S
Avg	**200570.**	**47399.**	**3209.6**	**8051.5**
Stddev	44.	71.	4.6	13.9
%RSD	.02204	.14884	.14262	.17289
#1	200540.	47349.	3206.4	8041.7
#2	200610.	47449.	3212.8	8061.4

Zoom In Zoom Out

Sample Name: cria Acquired: 6/26/2014 10:53:10 Type: QC
Method: Accutest1(v181) Mode: CONC Corr. Factor: 1.000000
User: admin Custom ID1: Custom ID2: Custom ID3:
Comment:

Elem	Ba4554	Be3130	Cd2288	Co2286	Cr2677	Cu3247	Mn2576	Ni2316	Ag3280
Units	ppm	ppm	ppm	ppm	ppm	ppm	ppm	ppm	ppm
Avg	**.0001**	**.0000**	**-.0001**	**-.0001**	**-.0001**	**-.0005**	**.0000**	**.0001**	**-.0001**
Stddev	.0001	.000	.0000	.0000	.0002	.0004	.000	.0002	.0003
%RSD	63.12	49.07	43.15	40.24	266.8	77.70	148.5	155.0	459.7
#1	.0001	.0000	-.0001	-.0001	.0001	-.0007	.0000	.0000	-.0002
#2	.0002	.0000	-.0001	-.0001	-.0002	-.0002	.0000	.0003	.0001
Check ?	None	None	None	None	None	None	None	None	None
Value									
Range									

Elem	V_2924	Zn2062	As1890	Tl1908	Pb2203	Se1960	Sb2068	Al3961	Ca3179
Units	ppm	ppm	ppm	ppm	ppm	ppm	ppm	ppm	ppm
Avg	**.0000**	**.0002**	**.0209**	**.0010**	**.0209**	**.0202**	**.0197**	**.4905**	**-.0084**
Stddev	.0001	.0001	.0003	.0001	.0001	.0002	.0003	.0026	.0017
%RSD	749.9	58.73	1.643	10.18	.7037	.7803	1.429	.5338	20.06
#1	-.0001	.0003	.0212	.0011	.0208	.0203	.0199	.4887	-.0096
#2	.0001	.0001	.0207	.0009	.0210	.0201	.0195	.4924	-.0072
Check ?	None	None	Chk Pass	None	Chk Pass	Chk Pass	Chk Pass	Chk Pass	None
Value									
Range									

Elem	Fe2599	Mg2790	K_7664	Na5895	B_2089	Mo2020	Pd3404	Si2124	Sn1899
Units	ppm	ppm	ppm	ppm	ppm	ppm	ppm	ppm	ppm
Avg	**.5375**	**-.0075**	**-.0321**	**-.0141**	**.0011**	**-.0002**	**-.0005**	**-.0001**	**-.0005**
Stddev	.0019	.0012	.0098	.0005	.0003	.0000	.0002	.0003	.0001
%RSD	.3487	15.85	30.58	3.583	24.88	25.84	38.75	367.2	15.04
#1	.5389	-.0067	-.0252	-.0137	.0009	-.0001	-.0003	.0001	-.0005
#2	.5362	-.0084	-.0391	-.0144	.0013	-.0002	-.0006	-.0003	-.0004
Check ?	Chk Pass	None	None	None	None	None	None	None	None
Value									
Range									

Zoom In Zoom Out

Sample Name: cria Acquired: 6/26/2014 10:53:10 Type: QC
Method: Accutest1(v181) Mode: CONC Corr. Factor: 1.000000
User: admin Custom ID1: Custom ID2: Custom ID3:
Comment:

Elem	Sr4077	Ti3349	W_2079	Zr3391	S_1820	Bi2230	Li6707
Units	ppm	ppm	ppm	ppm	ppm	ppm	ppm
Avg	**-.0001**	**-.0001**	**-.0017**	**-.0002**	**.0007**	**-.0002**	**.0002**
Stddev	.0000	.0004	.0003	.0001	.0001	.0001	.0002
%RSD	19.33	356.1	17.65	30.02	9.624	73.72	81.58
#1	-.0001	.0002	-.0019	-.0002	.0006	-.0001	.0001
#2	-.0001	-.0004	-.0015	-.0001	.0007	-.0003	.0004
Check ?	None	None	None	None	None	None	None
Value							
Range							

Int. Std.	Y_3600	Y_3710	Y_2243	In2306
Units	Cts/S	Cts/S	Cts/S	Cts/S
Avg	**201030.**	**47773.**	**3209.4**	**8066.4**
Stddev	605.	80.	.3	2.3
%RSD	.30072	.16801	.00840	.02840
#1	201460.	47830.	3209.6	8068.0
#2	200600.	47716.	3209.2	8064.7

Zoom In Zoom Out

Sample Name: sampleconf Acquired: 6/26/2014 10:59:22 Type: Unk
Method: Accutest1(v181) Mode: CONC Corr. Factor: 25.000000
User: admin Custom ID1: Custom ID2: Custom ID3:
Comment:

Elem	Ba4554	Be3130	Cd2288	Co2286	Cr2677	Cu3247	Mn2576	Ni2316	Ag3280
Avg	**.1077**	**.0258**	**.0260**	**.0795**	**.0475**	**.0276**	**.0766**	**.1011**	**.0228**
Stddev	.0024	.0001	.0004	.0032	.0040	.0018	.0021	.0069	.0031
%RSD	2.199	.5368	1.650	3.964	8.387	6.526	2.731	6.783	13.81
#1	.1061	.0259	.0263	.0773	.0447	.0289	.0751	.0963	.0206
#2	.1094	.0257	.0257	.0818	.0504	.0263	.0781	.1060	.0250

Elem	V_2924	Zn2062	As1890	Tl1908	Pb2203	Se1960	Sb2068	Al3961	Ca3179
Avg	**.0498**	**.1724**	**.0888**	**.0686**	**.0758**	**.1292**	**.0796**	**2.491**	**25.93**
Stddev	.0055	.0017	.0012	.0025	.0126	.0103	.0107	.120	.15
%RSD	11.08	.9922	1.362	3.600	16.66	7.946	13.46	4.815	.5852
#1	.0459	.1712	.0896	.0668	.0847	.1365	.0720	2.576	26.04
#2	.0537	.1736	.0879	.0703	.0668	.1219	.0872	2.406	25.82

Elem	Fe2599	Mg2790	K_7664	Na5895	B_2089	Mo2020	Pd3404	Si2124	Sn1899
Avg	**-.0923**	**2.463**	**50.61**	**25.23**	**.2610**	**-.0032**	**.0128**	**-.0338**	**-.0154**
Stddev	.0284	.024	.16	.27	.0050	.0012	.0125	.0048	.0012
%RSD	30.80	.9648	.3226	1.077	1.926	38.55	97.63	14.29	7.895
#1	-.1124	2.480	50.73	25.42	.2574	-.0041	.0039	-.0372	-.0163
#2	-.0722	2.446	50.50	25.04	.2645	-.0023	.0216	-.0304	-.0146

Elem	Sr4077	Ti3349	W_2079	Zr3391	S_1820	Bi2230	Li6707
Avg	**-.0032**	**-.0002**	**-.0519**	**-.0057**	**-.0300**	**-.0046**	**.0461**
Stddev	.0016	.0090	.0129	.0010	.0134	.0146	.0047
%RSD	49.74	4002.	24.78	17.22	44.63	317.8	10.09
#1	-.0021	-.0066	-.0610	-.0064	-.0205	-.0149	.0428
#2	-.0043	.0062	-.0428	-.0050	-.0394	.0057	.0494

Int. Std.	Y_3600	Y_3710	Y_2243	In2306
Avg	**202080.**	**46882.**	**3221.4**	**8116.8**
Stddev	668.	302.	27.6	63.4
%RSD	.33067	.64435	.85804	.78060
#1	202550.	46668.	3240.9	8161.6
#2	201610.	47095.	3201.8	8072.0

Zoom In Zoom Out

Sample Name: icsa Acquired: 6/26/2014 11:05:32 Type: QC
Method: Accutest1(v181) Mode: CONC Corr. Factor: 1.000000
User: admin Custom ID1: Custom ID2: Custom ID3:
Comment:

Elem	Ba4554	Be3130	Cd2288	Co2286	Cr2677	Cu3247	Mn2576	Ni2316	Ag3280
Units	ppm	ppm	ppm	ppm	ppm	ppm	ppm	ppm	ppm
Avg	**-.0004**	**.0000**	**.0031**	**-.0010**	**-.0004**	**.0014**	**-.0002**	**-.0015**	**.0007**
Stddev	.0001	.000	.0000	.0001	.0000	.0002	.0001	.0001	.0001
%RSD	15.50	31.73	.4433	11.48	.7254	13.99	35.72	8.205	19.09
#1	-.0004	.0000	.0031	-.0009	-.0004	.0013	-.0003	-.0016	.0008
#2	-.0004	.0000	.0031	-.0011	-.0004	.0016	-.0002	-.0015	.0006
Check ?	Chk Pass	Chk Pass	Chk Pass	Chk Pass	Chk Pass	Chk Pass	Chk Pass	Chk Pass	Chk Pass
High Limit									
Low Limit									

Elem	V_2924	Zn2062	As1890	Tl1908	Pb2203	Se1960	Sb2068	Al3961	Ca3179
Units	ppm	ppm	ppm	ppm	ppm	ppm	ppm	ppm	ppm
Avg	**.0005**	**-.0058**	**.0004**	**.0002**	**-.0009**	**.0049**	**.0000**	**490.3**	**382.0**
Stddev	.0001	.0002	.0003	.0011	.0014	.0028	.001	1.7	1.7
%RSD	12.02	2.703	73.07	688.3	146.9	58.01	3692.	.3511	.4469
#1	.0005	-.0059	.0006	-.0006	-.0019	.0029	.0008	489.1	383.2
#2	.0005	-.0057	.0002	.0010	.0000	.0069	-.0009	491.5	380.8
Check ?	Chk Pass	Chk Pass	Chk Pass	Chk Pass	Chk Pass	Chk Pass	Chk Pass	Chk Pass	Chk Pass
High Limit									
Low Limit									

Elem	Fe2599	Mg2790	K_7664	Na5895	B_2089	Mo2020	Pd3404	Si2124	Sn1899
Units	ppm	ppm	ppm	ppm	ppm	ppm	ppm	ppm	ppm
Avg	**180.1**	**521.3**	**.1052**	**.0128**	**-.0001**	**-.0023**	**-.0004**	**.0139**	**-.0008**
Stddev	1.2	.7	.0069	.0046	.0008	.0001	.0006	.0001	.0000
%RSD	.6653	.1321	6.511	35.77	783.3	3.386	157.8	.7869	4.731
#1	179.3	521.8	.1004	.0160	.0005	-.0023	.0000	.0140	-.0009
#2	181.0	520.8	.1101	.0095	-.0007	-.0024	-.0008	.0138	-.0008
Check ?	Chk Pass	Chk Pass	Chk Pass	Chk Pass	Chk Pass	Chk Pass	Chk Pass	Chk Pass	Chk Pass
High Limit									
Low Limit									

Zoom In Zoom Out

Sample Name: icsa Acquired: 6/26/2014 11:05:32 Type: QC
Method: Accutest1(v181) Mode: CONC Corr. Factor: 1.000000
User: admin Custom ID1: Custom ID2: Custom ID3:
Comment:

Elem	Sr4077	Ti3349	W_2079	Zr3391	S_1820	Bi2230	Li6707
Units	ppm	ppm	ppm	ppm	ppm	ppm	ppm
Avg	**-.0064**	**.0008**	**.0041**	**.0073**	**.0442**	**.0130**	**.0093**
Stddev	.0001	.0001	.0005	.0002	.0001	.0003	.0003
%RSD	1.144	9.209	11.05	2.505	.1899	2.218	2.840
#1	-.0065	.0007	.0044	.0072	.0442	.0128	.0091
#2	-.0064	.0008	.0038	.0074	.0443	.0132	.0095
Check ?	Chk Pass	Chk Pass	Chk Pass	Chk Pass	Chk Pass	Chk Pass	Chk Pass
High Limit							
Low Limit							

Int. Std.	Y_3600	Y_3710	Y_2243	In2306
Units	Cts/S	Cts/S	Cts/S	Cts/S
Avg	**178010.**	**46204.**	**2884.0**	**7138.1**
Stddev	112.	21.	4.3	2.1
%RSD	.06268	.04527	.14952	.02974
#1	178090.	46190.	2881.0	7136.6
#2	177930.	46219.	2887.1	7139.6

Zoom In Zoom Out

Sample Name: ICSAB Acquired: 6/26/2014 11:11:51 Type: QC
Method: Accutest1(v181) Mode: CONC Corr. Factor: 1.000000
User: admin Custom ID1: Custom ID2: Custom ID3:
Comment:

Elem	Ba4554	Be3130	Cd2288	Co2286	Cr2677	Cu3247	Mn2576	Ni2316	Ag3280
Units	ppm	ppm	ppm	ppm	ppm	ppm	ppm	ppm	ppm
Avg	**.5039**	**.5088**	**1.030**	**.4878**	**.4733**	**.5258**	**.5030**	**.9868**	**1.039**
Stddev	.0006	.0002	.001	.0006	.0008	.0009	.0000	.0003	.002
%RSD	.1125	.0467	.0671	.1311	.1604	.1775	.0086	.0278	.2169
#1	.5043	.5090	1.030	.4883	.4728	.5265	.5029	.9866	1.040
#2	.5035	.5087	1.031	.4874	.4738	.5251	.5030	.9870	1.037
Check ?	Chk Pass	Chk Pass	Chk Pass	Chk Pass	Chk Pass	Chk Pass	Chk Pass	Chk Pass	Chk Pass
Value									
Range									

Elem	V_2924	Zn2062	As1890	Tl1908	Pb2203	Se1960	Sb2068	Al3961	Ca3179
Units	ppm	ppm	ppm	ppm	ppm	ppm	ppm	ppm	ppm
Avg	**.4853**	**.9818**	**1.081**	**.9938**	**.9665**	**1.095**	**1.047**	**487.8**	**368.6**
Stddev	.0002	.0018	.001	.0015	.0031	.001	.003	.6	1.6
%RSD	.0375	.1822	.1139	.1466	.3233	.1277	.3187	.1215	.4349
#1	.4854	.9805	1.082	.9927	.9687	1.096	1.045	488.2	367.5
#2	.4851	.9831	1.080	.9948	.9643	1.094	1.050	487.3	369.7
Check ?	Chk Pass	Chk Pass	Chk Pass	Chk Pass	Chk Pass	Chk Pass	Chk Pass	Chk Pass	Chk Pass
Value									
Range									

Elem	Fe2599	Mg2790	K_7664	Na5895	B_2089	Mo2020	Pd3404	Si2124	Sn1899
Units	ppm	ppm	ppm	ppm	ppm	ppm	ppm	ppm	ppm
Avg	**184.2**	**519.3**	**.0825**	**.0182**	**.0003**	**.5092**	**.5486**	**.0048**	**.0001**
Stddev	1.7	.6	.0076	.0018	.0000	.0003	.0017	.0010	.0004
%RSD	.8984	.1066	9.234	9.726	4.802	.0626	.3103	20.53	546.4
#1	185.3	519.7	.0771	.0169	.0003	.5090	.5498	.0055	-.0002
#2	183.0	518.9	.0879	.0195	.0004	.5094	.5474	.0041	.0004
Check ?	Chk Pass	Chk Pass	None	None	None	Chk Pass	Chk Pass	None	None
Value									
Range									

Zoom In Zoom Out

Sample Name: ICSAB Acquired: 6/26/2014 11:11:51 Type: QC
Method: Accutest1(v181) Mode: CONC Corr. Factor: 1.000000
User: admin Custom ID1: Custom ID2: Custom ID3:
Comment:

Elem	Sr4077	Ti3349	W_2079	Zr3391	S_1820	Bi2230	Li6707
Units	ppm	ppm	ppm	ppm	ppm	ppm	ppm
Avg	**-.0061**	**.0008**	**.5148**	**.5855**	**.5420**	**.5816**	**.5469**
Stddev	.0001	.0002	.0006	.0004	.0004	.0011	.0003
%RSD	1.862	23.52	.1115	.0720	.0666	.1901	.0503
#1	-.0060	.0007	.5144	.5852	.5422	.5808	.5470
#2	-.0062	.0009	.5152	.5858	.5417	.5823	.5467
Check ?	None	None	Chk Pass	Chk Pass	Chk Pass	Chk Pass	Chk Pass
Value							
Range							

Int. Std.	Y_3600	Y_3710	Y_2243	In2306
Units	Cts/S	Cts/S	Cts/S	Cts/S
Avg	**177740.**	**46146.**	**2876.0**	**7149.5**
Stddev	146.	72.	.3	3.6
%RSD	.08218	.15629	.00986	.05001
#1	177840.	46095.	2876.2	7146.9
#2	177630.	46197.	2875.8	7152.0

Zoom In Zoom Out

Sample Name: feconf Acquired: 6/26/2014 11:25:43 Type: Unk
Method: Accutest1(v181) Mode: CONC Corr. Factor: 1.000000
User: admin Custom ID1: Custom ID2: Custom ID3:
Comment:

Elem	Ba4554	Be3130	Cd2288	Co2286	Cr2677	Cu3247	Mn2576	Ni2316	Ag3280
Avg	**.0002**	**.0001**	**.0021**	**-.0004**	**-.0001**	**.0018**	**.0025**	**.0000**	**.0015**
Stddev	.0000	.0000	.0001	.0001	.0001	.0007	.0004	.0001	.0009
%RSD	17.44	30.05	6.675	25.76	73.72	38.67	15.98	1284.	59.02
#1	.0002	.0001	.0022	-.0005	-.0001	.0023	.0028	-.0001	.0022
#2	.0002	.0000	.0020	-.0003	-.0002	.0013	.0022	.0001	.0009

Elem	V_2924	Zn2062	As1890	Tl1908	Pb2203	Se1960	Sb2068	Al3961	Ca3179
Avg	**.0005**	**-.0011**	**-.0005**	**.0020**	**.0015**	**-.0024**	**.0042**	**.0277**	**.0005**
Stddev	.0001	.0001	.0004	.0001	.0004	.0004	.0006	.0023	.0047
%RSD	21.76	7.617	86.06	3.766	26.83	17.59	15.06	8.338	953.3
#1	.0004	-.0011	-.0002	.0019	.0012	-.0021	.0038	.0293	.0038
#2	.0006	-.0010	-.0008	.0020	.0018	-.0027	.0047	.0261	-.0028

Elem	Fe2599	Mg2790	K_7664	Na5895	B_2089	Mo2020	Pd3404	Si2124	Sn1899
Avg	**199.4**	**.0267**	**.0787**	**-.0120**	**-.0012**	**.0003**	**.0007**	**-.0025**	**-.0024**
Stddev	2.8	.0127	.0033	.0012	.0008	.0001	.0007	.0019	.0003
%RSD	1.380	47.78	4.226	10.28	66.79	18.19	105.8	74.90	13.45
#1	201.4	.0177	.0811	-.0129	-.0018	.0003	.0002	-.0039	-.0026
#2	197.5	.0357	.0764	-.0112	-.0006	.0003	.0012	-.0012	-.0022

Elem	Sr4077	Ti3349	W_2079	Zr3391	S_1820	Bi2230	Li6707
Avg	**-.0001**	**.0008**	**.0042**	**.0089**	**.0067**	**.0191**	**.0014**
Stddev	.0000	.0002	.0002	.0002	.0005	.0009	.0006
%RSD	45.53	25.64	4.912	2.457	7.971	4.760	42.92
#1	-.0001	.0010	.0040	.0091	.0071	.0198	.0018
#2	-.0001	.0007	.0043	.0088	.0064	.0185	.0010

Int. Std.	Y_3600	Y_3710	Y_2243	In2306
Avg	**199320.**	**47568.**	**3169.9**	**8247.7**
Stddev	415.	289.	9.6	25.7
%RSD	.20802	.60797	.30266	.31104
#1	199610.	47364.	3176.7	8265.8
#2	199020.	47773.	3163.2	8229.5

Zoom In Zoom Out

Sample Name: crconf Acquired: 6/26/2014 11:31:55 Type: Unk
Method: Accutest1(v181) Mode: CONC Corr. Factor: 1.000000
User: admin Custom ID1: Custom ID2: Custom ID3:
Comment:

Elem	Ba4554	Be3130	Cd2288	Co2286	Cr2677	Cu3247	Mn2576	Ni2316	Ag3280
Avg	**.0006**	**.0001**	**-.0002**	**.0012**	**11.86**	**-.0006**	**-.0001**	**-.0002**	**-.0001**
Stddev	.0001	.0000	.0001	.0000	.02	.0000	.0000	.0001	.0001
%RSD	11.12	48.77	42.54	3.972	.1819	3.324	9.011	28.64	38.61
#1	.0007	.0001	-.0002	.0013	11.84	-.0006	-.0001	-.0002	-.0002
#2	.0006	.0000	-.0001	.0012	11.88	-.0006	-.0001	-.0002	-.0001

Elem	V_2924	Zn2062	As1890	Tl1908	Pb2203	Se1960	Sb2068	Al3961	Ca3179
Avg	**.0060**	**.0002**	**-.0006**	**-.0009**	**.0005**	**-.0017**	**.0035**	**.0131**	**-.0244**
Stddev	.0000	.0000	.0001	.0000	.0003	.0011	.0000	.0049	.0020
%RSD	.3222	4.988	15.94	4.558	59.59	67.85	1.302	37.03	8.284
#1	.0060	.0002	-.0006	-.0009	.0007	-.0009	.0036	.0097	-.0258
#2	.0060	.0002	-.0007	-.0009	.0003	-.0025	.0035	.0166	-.0229

Elem	Fe2599	Mg2790	K_7664	Na5895	B_2089	Mo2020	Pd3404	Si2124	Sn1899
Avg	**.0256**	**.0162**	**-.0209**	**-.0097**	**.0001**	**.0004**	**-.0010**	**-.0049**	**-.0004**
Stddev	.0002	.0015	.0104	.0020	.0004	.0002	.0006	.0006	.0005
%RSD	.7169	9.447	49.57	20.77	353.6	35.80	60.65	13.12	140.1
#1	.0255	.0151	-.0136	-.0082	.0004	.0003	-.0015	-.0054	.0000
#2	.0258	.0173	-.0282	-.0111	-.0002	.0006	-.0006	-.0045	-.0007

Elem	Sr4077	Ti3349	W_2079	Zr3391	S_1820	Bi2230	Li6707
Avg	**.0000**	**-.0001**	**-.0036**	**-.0052**	**.0017**	**-.0010**	**.0015**
Stddev	.000	.0001	.0002	.0000	.0001	.0005	.0002
%RSD	600.9	112.8	6.489	.0116	5.600	47.19	10.63
#1	.0000	.0000	-.0038	-.0052	.0018	-.0006	.0016
#2	.0000	-.0002	-.0035	-.0052	.0016	-.0013	.0014

Int. Std.	Y_3600	Y_3710	Y_2243	In2306
Avg	**200680.**	**47654.**	**3182.1**	**8072.5**
Stddev	352.	96.	6.1	18.3
%RSD	.17558	.20210	.19028	.22610
#1	200930.	47586.	3177.8	8059.6
#2	200430.	47722.	3186.4	8085.4

Zoom In Zoom Out

Sample Name: ccv Acquired: 6/26/2014 11:38:11 Type: QC
Method: Accutest1(v181) Mode: CONC Corr. Factor: 1.000000
User: admin Custom ID1: Custom ID2: Custom ID3:
Comment:

Elem	Ba4554	Be3130	Cd2288	Co2286	Cr2677	Cu3247	Mn2576	Ni2316	Ag3280
Units	ppm	ppm	ppm	ppm	ppm	ppm	ppm	ppm	ppm
Avg	**2.021**	**2.031**	**2.007**	**2.032**	**1.998**	**1.962**	**2.044**	**2.045**	**.2443**
Stddev	.002	.016	.001	.001	.006	.002	.004	.000	.0003
%RSD	.1158	.7752	.0243	.0457	.2839	.0908	.1765	.0191	.1361
#1	2.022	2.042	2.007	2.033	1.994	1.963	2.041	2.045	.2440
#2	2.019	2.019	2.006	2.032	2.002	1.960	2.047	2.044	.2445
Check ?	Chk Pass	Chk Pass	Chk Pass	Chk Pass	Chk Pass	Chk Pass	Chk Pass	Chk Pass	Chk Pass
Value									
Range									

Elem	V_2924	Zn2062	As1890	Tl1908	Pb2203	Se1960	Sb2068	Al3961	Ca3179
Units	ppm	ppm	ppm	ppm	ppm	ppm	ppm	ppm	ppm
Avg	**1.974**	**2.047**	**2.004**	**2.052**	**2.028**	**2.006**	**1.993**	**39.28**	**40.71**
Stddev	.004	.004	.001	.002	.000	.002	.000	.02	.05
%RSD	.2259	.2016	.0641	.1100	.0072	.0830	.0183	.0573	.1316
#1	1.971	2.044	2.005	2.050	2.028	2.005	1.993	39.27	40.67
#2	1.977	2.050	2.003	2.053	2.028	2.007	1.993	39.30	40.75
Check ?	Chk Pass	Chk Pass	Chk Pass	Chk Pass	Chk Pass	Chk Pass	Chk Pass	Chk Pass	Chk Pass
Value									
Range									

Elem	Fe2599	Mg2790	K_7664	Na5895	B_2089	Mo2020	Pd3404	Si2124	Sn1899
Units	ppm	ppm	ppm	ppm	ppm	ppm	ppm	ppm	ppm
Avg	**40.56**	**39.62**	**39.37**	**39.55**	**1.982**	**2.008**	**1.960**	**4.913**	**2.027**
Stddev	.04	.11	.01	.11	.003	.001	.001	.001	.001
%RSD	.1049	.2665	.0283	.2848	.1583	.0339	.0714	.0181	.0289
#1	40.53	39.55	39.38	39.47	1.980	2.007	1.961	4.913	2.027
#2	40.59	39.69	39.37	39.63	1.984	2.008	1.959	4.912	2.027
Check ?	Chk Pass	Chk Pass	Chk Pass	Chk Pass	Chk Pass	Chk Pass	Chk Pass	Chk Pass	Chk Pass
Value									
Range									

Zoom In Zoom Out

Sample Name: ccv Acquired: 6/26/2014 11:38:11 Type: QC
Method: Accutest1(v181) Mode: CONC Corr. Factor: 1.000000
User: admin Custom ID1: Custom ID2: Custom ID3:
Comment:

Elem	Sr4077	Ti3349	W_2079	Zr3391	S_1820	Bi2230	Li6707
Units	ppm	ppm	ppm	ppm	ppm	ppm	ppm
Avg	**1.969**	**1.983**	**1.947**	**1.992**	**1.968**	**1.975**	**1.967**
Stddev	.004	.002	.006	.003	.002	.000	.001
%RSD	.2273	.1094	.2966	.1438	.0974	.0051	.0253
#1	1.966	1.982	1.943	1.990	1.967	1.975	1.967
#2	1.972	1.985	1.951	1.994	1.970	1.975	1.966
Check ?	Chk Pass	Chk Pass	Chk Pass	Chk Pass	Chk Pass	Chk Pass	Chk Pass
Value							
Range							

Int. Std.	Y_3600	Y_3710	Y_2243	In2306
Units	Cts/S	Cts/S	Cts/S	Cts/S
Avg	**192710.**	**47002.**	**3103.7**	**7798.3**
Stddev	24.	114.	.9	4.2
%RSD	.01230	.24172	.02971	.05369
#1	192700.	47082.	3104.3	7795.3
#2	192730.	46922.	3103.0	7801.3

Sample Name: ccb Acquired: 6/26/2014 11:44:24 Type: QC
Method: Accutest1(v181) Mode: CONC Corr. Factor: 1.000000
User: admin Custom ID1: Custom ID2: Custom ID3:
Comment:

Elem	Ba4554	Be3130	Cd2288	Co2286	Cr2677	Cu3247	Mn2576	Ni2316	Ag3280
Units	ppm	ppm	ppm	ppm	ppm	ppm	ppm	ppm	ppm
Avg	**.0001**	**.0000**	**.0000**	**.0001**	**.0001**	**-.0008**	**-.0001**	**-.0003**	**-.0002**
Stddev	.0002	.000	.0000	.0001	.0001	.0001	.0000	.0001	.0001
%RSD	133.3	134.1	40.29	67.77	91.42	14.25	57.56	28.57	28.03
#1	.0002	.0000	.0000	.0002	.0002	-.0009	-.0001	-.0002	-.0002
#2	.0000	.0000	.0000	.0001	.0000	-.0008	.0000	-.0003	-.0001
Check ?	Chk Pass	Chk Pass	Chk Pass	Chk Pass	Chk Pass	Chk Pass	Chk Pass	Chk Pass	Chk Pass
High Limit									
Low Limit									

Elem	V_2924	Zn2062	As1890	Tl1908	Pb2203	Se1960	Sb2068	Al3961	Ca3179
Units	ppm	ppm	ppm	ppm	ppm	ppm	ppm	ppm	ppm
Avg	**.0001**	**-.0054**	**.0005**	**.0010**	**-.0007**	**-.0017**	**-.0006**	**-.0126**	**-.0203**
Stddev	.0000	.0000	.0007	.0004	.0004	.0006	.0001	.0035	.0017
%RSD	12.13	.8746	141.1	37.83	57.61	33.91	12.91	28.04	8.500
#1	.0001	-.0053	.0010	.0013	-.0009	-.0021	-.0006	-.0151	-.0191
#2	.0001	-.0054	.0000	.0008	-.0004	-.0013	-.0005	-.0101	-.0215
Check ?	Chk Pass	Chk Pass	Chk Pass	Chk Pass	Chk Pass	Chk Pass	Chk Pass	Chk Pass	Chk Pass
High Limit									
Low Limit									

Elem	Fe2599	Mg2790	K_7664	Na5895	B_2089	Mo2020	Pd3404	Si2124	Sn1899
Units	ppm	ppm	ppm	ppm	ppm	ppm	ppm	ppm	ppm
Avg	**-.0042**	**-.0091**	**-.0134**	**-.0111**	**.0014**	**.0001**	**.0003**	**-.0002**	**.0001**
Stddev	.0003	.0008	.0015	.0061	.0005	.0001	.0009	.0005	.0005
%RSD	8.246	9.087	11.06	54.94	34.57	129.4	307.4	212.1	459.8
#1	-.0040	-.0085	-.0124	-.0068	.0017	.0002	-.0003	.0001	-.0002
#2	-.0044	-.0097	-.0145	-.0154	.0010	.0000	.0009	-.0005	.0005
Check ?	Chk Pass	Chk Pass	Chk Pass	Chk Pass	Chk Pass	Chk Pass	Chk Pass	Chk Pass	Chk Pass
High Limit									
Low Limit									

Sample Name: ccb Acquired: 6/26/2014 11:44:24 Type: QC
Method: Accutest1(v181) Mode: CONC Corr. Factor: 1.000000
User: admin Custom ID1: Custom ID2: Custom ID3:
Comment:

Elem	Sr4077	Ti3349	W_2079	Zr3391	S_1820	Bi2230	Li6707
Units	ppm	ppm	ppm	ppm	ppm	ppm	ppm
Avg	**-.0001**	**.0002**	**.0024**	**.0001**	**-.0027**	**-.0002**	**.0004**
Stddev	.0000	.0000	.0001	.0000	.0006	.0006	.0001
%RSD	51.51	25.48	4.634	49.75	21.33	382.3	14.18
#1	-.0001	.0002	.0023	.0001	-.0031	.0003	.0005
#2	-.0001	.0001	.0025	.0001	-.0023	-.0006	.0004
Check ?	Chk Pass	Chk Pass	Chk Pass	Chk Pass	Chk Pass	Chk Pass	Chk Pass
High Limit							
Low Limit							

Int. Std.	Y_3600	Y_3710	Y_2243	In2306
Units	Cts/S	Cts/S	Cts/S	Cts/S
Avg	**201620.**	**47470.**	**3188.9**	**8045.4**
Stddev	847.	88.	16.3	18.0
%RSD	.41990	.18609	.51237	.22399
#1	202210.	47407.	3200.5	8058.1
#2	201020.	47532.	3177.4	8032.6

Sample Name: sampleconf Acquired: 6/26/2014 11:50:35 Type: Unk
Method: Accutest1(v181) Mode: CONC Corr. Factor: 1.000000
User: admin Custom ID1: Custom ID2: Custom ID3:
Comment:

Elem	Ba4554	Be3130	Cd2288	Co2286	Cr2677	Cu3247	Mn2576	Ni2316	Ag3280
Avg	**.0006**	**.0000**	**.0000**	**.0002**	**.0000**	**-.0004**	**.0002**	**.0001**	**-.0004**
Stddev	.0000	.000	.000	.0001	.0003	.0000	.0000	.0000	.0002
%RSD	1.539	542.0	461.1	74.32	707.5	5.369	16.15	9.846	48.66
#1	.0006	.0000	.0000	.0003	-.0001	-.0004	.0002	.0001	-.0002
#2	.0006	.0000	.0000	.0001	.0002	-.0004	.0003	.0001	-.0005

Elem	V_2924	Zn2062	As1890	Tl1908	Pb2203	Se1960	Sb2068	Al3961	Ca3179
Avg	**.0000**	**.0162**	**.0005**	**.0014**	**.0001**	**-.0011**	**-.0007**	**.0011**	**.0527**
Stddev	.0001	.0000	.0002	.0007	.0001	.0005	.0001	.0016	.0004
%RSD	132.8	.2252	41.83	51.03	52.06	48.01	8.675	146.7	.7809
#1	.0000	.0162	.0003	.0019	.0002	-.0015	-.0007	.0000	.0530
#2	.0001	.0163	.0006	.0009	.0001	-.0007	-.0008	.0022	.0524

Elem	Fe2599	Mg2790	K_7664	Na5895	B_2089	Mo2020	Pd3404	Si2124	Sn1899
Avg	**-.0009**	**-.0003**	**-.0079**	**-.0137**	**.0010**	**-.0003**	**.0004**	**-.0004**	**-.0003**
Stddev	.0005	.0011	.0474	.0004	.0000	.0001	.0008	.0001	.0005
%RSD	53.41	396.0	600.2	2.630	4.159	43.21	212.5	25.07	177.7
#1	-.0013	.0005	-.0415	-.0135	.0009	-.0003	.0010	-.0005	-.0006
#2	-.0006	-.0011	.0256	-.0140	.0010	-.0002	-.0002	-.0004	.0001

Elem	Sr4077	Ti3349	W_2079	Zr3391	S_1820	Bi2230	Li6707
Avg	**.0000**	**.0001**	**-.0019**	**.0001**	**.0055**	**.0002**	**.0018**
Stddev	.0000	.0002	.0005	.0000	.0002	.0002	.0008
%RSD	341.0	253.6	25.66	40.71	4.120	76.91	42.25
#1	.0000	.0002	-.0016	.0000	.0057	.0001	.0024
#2	.0000	-.0001	-.0023	.0001	.0054	.0003	.0013

Int. Std.	Y_3600	Y_3710	Y_2243	In2306
Avg	**201830.**	**47797.**	**3202.6**	**8076.8**
Stddev	522.	623.	5.8	17.6
%RSD	.25840	1.3037	.18230	.21825
#1	202200.	47356.	3198.5	8064.4
#2	201460.	48237.	3206.8	8089.3

Sample Name: mp80298-lc1 1 Acquired: 6/26/2014 11:56:43 Type: Unk
Method: Accutest1(v181) Mode: CONC Corr. Factor: 1.000000
User: admin Custom ID1: Custom ID2: Custom ID3:
Comment:

Elem	Ba4554	Be3130	Cd2288	Co2286	Cr2677	Cu3247	Mn2576	Ni2316	Ag3280
Avg	**.5135**	**.5166**	**.5078**	**.4985**	**.5054**	**.4749**	**.5197**	**.5219**	**.1969**
Stddev	.0001	.0001	.0007	.0006	.0010	.0003	.0006	.0005	.0001
%RSD	.0135	.0154	.1283	.1223	.2031	.0733	.1208	.1046	.0718
#1	.5135	.5166	.5073	.4981	.5061	.4751	.5193	.5215	.1970
#2	.5136	.5165	.5082	.4990	.5047	.4746	.5201	.5223	.1968

Elem	V_2924	Zn2062	As1890	Tl1908	Pb2203	Se1960	Sb2068	Al3961	Ca3179
Avg	**.4973**	**.5526**	**.5113**	**.5348**	**.5150**	**.5391**	**.5021**	**4.933**	**5.685**
Stddev	.0007	.0008	.0006	.0012	.0007	.0029	.0013	.018	.003
%RSD	.1385	.1372	.1223	.2246	.1434	.5329	.2592	.3559	.0433
#1	.4978	.5532	.5109	.5339	.5156	.5370	.5012	4.945	5.686
#2	.4968	.5521	.5118	.5356	.5145	.5411	.5030	4.920	5.683

Elem	Fe2599	Mg2790	K_7664	Na5895	B_2089	Mo2020	Pd3404	Si2124	Sn1899
Avg	**5.743**	**5.547**	**10.06**	**10.16**	**.0010**	**.4961**	**-.0009**	**-.0160**	**.0001**
Stddev	.001	.013	.06	.01	.0003	.0006	.0005	.0010	.0001
%RSD	.0099	.2417	.5689	.1351	30.54	.1150	56.40	6.079	133.4
#1	5.743	5.538	10.10	10.17	.0008	.4957	-.0006	-.0167	.0000
#2	5.743	5.557	10.02	10.15	.0012	.4965	-.0013	-.0153	.0002

Elem	Sr4077	Ti3349	W_2079	Zr3391	S_1820	Bi2230	Li6707
Avg	**-.0003**	**.5011**	**-.0005**	**.0002**	**.0045**	**-.0066**	**.0017**
Stddev	.0000	.0002	.0009	.0001	.0011	.0003	.0012
%RSD	13.87	.0412	188.1	79.32	24.65	4.562	72.41
#1	-.0003	.5010	.0002	.0003	.0037	-.0064	.0025
#2	-.0003	.5013	-.0011	.0001	.0053	-.0068	.0008

Int. Std.	Y_3600	Y_3710	Y_2243	In2306
Avg	**199620.**	**48184.**	**3142.9**	**7986.0**
Stddev	537.	158.	3.4	7.0
%RSD	.26896	.32717	.10706	.08821
#1	200000.	48073.	3145.2	7991.0
#2	199240.	48296.	3140.5	7981.1

Zoom In Zoom Out

Sample Name: mp80298-mb1 Acquired: 6/26/2014 12:02:49 Type: Unk
Method: Accutest1(v181) Mode: CONC Corr. Factor: 1.000000
User: admin Custom ID1: Custom ID2: Custom ID3:
Comment:

Elem	Ba4554	Be3130	Cd2288	Co2286	Cr2677	Cu3247	Mn2576	Ni2316	Ag3280
Avg	**.0001**	**.0000**	**.0000**	**.0001**	**.0001**	**-.0006**	**-.0001**	**-.0001**	**-.0003**
Stddev	.0002	.000	.0000	.0001	.0001	.0001	.0000	.0001	.0001
%RSD	164.4	170.9	339.0	100.0	104.9	13.18	19.18	84.61	22.30
#1	.0000	.0000	.0000	.0000	.0000	-.0005	-.0001	.0000	-.0003
#2	.0002	.0000	.0000	.0002	.0002	-.0007	-.0001	-.0001	-.0004

Elem	V_2924	Zn2062	As1890	Tl1908	Pb2203	Se1960	Sb2068	Al3961	Ca3179
Avg	**.0001**	**-.0047**	**.0009**	**.0017**	**-.0003**	**-.0027**	**-.0003**	**-.0094**	**-.0211**
Stddev	.0000	.0001	.0001	.0003	.0006	.0001	.0000	.0022	.0006
%RSD	16.10	1.451	10.74	19.89	182.9	5.412	14.73	23.08	2.707
#1	.0001	-.0047	.0010	.0020	.0001	-.0028	-.0003	-.0078	-.0215
#2	.0001	-.0046	.0008	.0015	-.0007	-.0026	-.0002	-.0109	-.0207

Elem	Fe2599	Mg2790	K_7664	Na5895	B_2089	Mo2020	Pd3404	Si2124	Sn1899
Avg	**-.0048**	**-.0093**	**-.0095**	**-.0190**	**.0003**	**-.0002**	**.0003**	**.0019**	**-.0002**
Stddev	.0001	.0045	.0206	.0023	.0000	.0001	.0009	.0006	.0009
%RSD	1.624	48.41	217.4	11.99	7.289	28.85	271.7	30.68	362.3
#1	-.0049	-.0061	-.0241	-.0174	.0003	-.0003	.0010	.0015	-.0009
#2	-.0047	-.0125	.0051	-.0206	.0003	-.0002	-.0003	.0023	.0004

Elem	Sr4077	Ti3349	W_2079	Zr3391	S_1820	Bi2230	Li6707
Avg	**-.0001**	**.0000**	**-.0026**	**-.0002**	**-.0022**	**-.0007**	**.0019**
Stddev	.0000	.0001	.0005	.0001	.0001	.0005	.0000
%RSD	1.054	318.7	19.44	34.43	6.449	80.29	.2528
#1	-.0001	.0001	-.0022	-.0002	-.0021	-.0010	.0019
#2	-.0001	.0000	-.0029	-.0003	-.0023	-.0003	.0019

Int. Std.	Y_3600	Y_3710	Y_2243	In2306
Avg	**201300.**	**47858.**	**3188.5**	**8053.3**
Stddev	310.	224.	11.5	19.2
%RSD	.15407	.46703	.36155	.23788
#1	201080.	48016.	3196.6	8066.8
#2	201520.	47700.	3180.3	8039.7

Zoom In Zoom Out

Sample Name: mp80298-s1 Acquired: 6/26/2014 12:08:57 Type: Unk
Method: Accutest1(v181) Mode: CONC Corr. Factor: 1.000000
User: admin Custom ID1: Custom ID2: Custom ID3:
Comment:

Elem	Ba4554	Be3130	Cd2288	Co2286	Cr2677	Cu3247	Mn2576	Ni2316	Ag3280
Avg	**2.025**	**.0514**	**.0514**	**.4999**	**.2043**	**.2356**	**.5350**	**.5201**	**.0508**
Stddev	.002	.0000	.0002	.0004	.0005	.0003	.0002	.0004	.0000
%RSD	.1114	.0186	.4051	.0756	.2513	.1287	.0283	.0706	.0042
#1	2.026	.0514	.0513	.5002	.2039	.2354	.5351	.5203	.0508
#2	2.023	.0514	.0516	.4996	.2046	.2358	.5349	.5198	.0508

Elem	V_2924	Zn2062	As1890	Tl1908	Pb2203	Se1960	Sb2068	Al3961	Ca3179
Avg	**.4969**	**.5489**	**2.116**	**2.164**	**.5208**	**2.370**	**.5180**	**3.062**	**39.96**
Stddev	.0012	.0004	.002	.002	.0009	.004	.0002	.000	.10
%RSD	.2392	.0818	.0885	.0676	.1719	.1780	.0414	.0057	.2385
#1	.4961	.5486	2.115	2.165	.5202	2.367	.5179	3.062	39.89
#2	.4978	.5492	2.117	2.163	.5215	2.373	.5182	3.062	40.02

Elem	Fe2599	Mg2790	K_7664	Na5895	B_2089	Mo2020	Pd3404	Si2124	Sn1899
Avg	**1.394**	**27.10**	**26.89**	**33.48**	**.0131**	**.0009**	**-.0003**	**8.443**	**-.0016**
Stddev	.005	.12	.07	.06	.0005	.0001	.0012	.041	.0003
%RSD	.3803	.4507	.2577	.1695	3.708	12.98	336.2	.4811	16.66
#1	1.391	27.02	26.94	33.52	.0134	.0010	.0005	8.472	-.0014
#2	1.398	27.19	26.85	33.44	.0128	.0009	-.0012	8.414	-.0018

Elem	Sr4077	Ti3349	W_2079	Zr3391	S_1820	Bi2230	Li6707
Avg	**.1115**	**.0266**	**-.0012**	**-.0010**	**1.572**	**-.0010**	**.0034**
Stddev	.0004	.0010	.0001	.0000	.002	.0004	.0007
%RSD	.3643	3.903	7.136	3.300	.1031	44.40	19.16
#1	.1118	.0274	-.0013	-.0011	1.571	-.0007	.0039
#2	.1112	.0259	-.0012	-.0010	1.573	-.0013	.0029

Int. Std.	Y_3600	Y_3710	Y_2243	In2306
Avg	**196350.**	**48490.**	**3140.8**	**7912.1**
Stddev	217.	176.	4.9	3.4
%RSD	.11070	.36270	.15617	.04360
#1	196500.	48615.	3144.3	7914.6
#2	196190.	48366.	3137.4	7909.7

Zoom In Zoom Out

Sample Name: mp80298-s2 Acquired: 6/26/2014 12:14:58 Type: Unk
Method: Accutest1(v181) Mode: CONC Corr. Factor: 1.000000
User: admin Custom ID1: Custom ID2: Custom ID3:
Comment:

Elem	Ba4554	Be3130	Cd2288	Co2286	Cr2677	Cu3247	Mn2576	Ni2316	Ag3280
Avg	**2.033**	**.0515**	**.0515**	**.4991**	**.2038**	**.2362**	**.5343**	**.5198**	**.0507**
Stddev	.007	.0002	.0001	.0002	.0006	.0002	.0005	.0006	.0001
%RSD	.3618	.4469	.2649	.0334	.3083	.0848	.0899	.1097	.1533
#1	2.038	.0516	.0514	.4990	.2042	.2360	.5346	.5194	.0507
#2	2.027	.0513	.0516	.4992	.2033	.2363	.5340	.5202	.0506

Elem	V_2924	Zn2062	As1890	Tl1908	Pb2203	Se1960	Sb2068	Al3961	Ca3179
Avg	**.4964**	**.5477**	**2.120**	**2.167**	**.5189**	**2.368**	**.5181**	**3.118**	**40.05**
Stddev	.0012	.0009	.001	.001	.0004	.000	.0005	.005	.15
%RSD	.2329	.1593	.0579	.0574	.0751	.0135	.1036	.1576	.3707
#1	.4972	.5471	2.119	2.168	.5192	2.369	.5177	3.122	40.16
#2	.4956	.5483	2.121	2.166	.5187	2.368	.5184	3.115	39.95

Elem	Fe2599	Mg2790	K_7664	Na5895	B_2089	Mo2020	Pd3404	Si2124	Sn1899
Avg	**1.394**	**27.11**	**26.98**	**33.62**	**.0132**	**.0010**	**-.0002**	**8.590**	**-.0019**
Stddev	.001	.09	.15	.21	.0002	.0001	.0004	.023	.0002
%RSD	.1028	.3439	.5488	.6115	1.696	10.11	192.4	.2703	10.86
#1	1.395	27.18	27.08	33.76	.0133	.0009	-.0005	8.606	-.0017
#2	1.393	27.05	26.87	33.47	.0130	.0011	.0001	8.573	-.0020

Elem	Sr4077	Ti3349	W_2079	Zr3391	S_1820	Bi2230	Li6707
Avg	**.1127**	**.0295**	**-.0011**	**-.0011**	**1.582**	**-.0013**	**.0032**
Stddev	.0004	.0023	.0009	.0002	.002	.0004	.0005
%RSD	.3851	7.713	81.16	16.52	.0988	31.03	14.19
#1	.1130	.0311	-.0018	-.0012	1.581	-.0015	.0029
#2	.1124	.0279	-.0005	-.0010	1.583	-.0010	.0035

Int. Std.	Y_3600	Y_3710	Y_2243	In2306
Avg	**196990.**	**48481.**	**3134.1**	**7915.0**
Stddev	206.	102.	4.9	11.9
%RSD	.10455	.21070	.15510	.15015
#1	196850.	48409.	3137.5	7923.4
#2	197140.	48553.	3130.6	7906.6

Zoom In Zoom Out

Sample Name: jb70044-2 Acquired: 6/26/2014 12:20:59 Type: Unk
Method: Accutest1(v181) Mode: CONC Corr. Factor: 1.000000
User: admin Custom ID1: Custom ID2: Custom ID3:
Comment:

Elem	Ba4554	Be3130	Cd2288	Co2286	Cr2677	Cu3247	Mn2576	Ni2316	Ag3280
Avg	**.0176**	**.0000**	**-.0002**	**.0005**	**.0018**	**.0011**	**.0191**	**.0017**	**.0000**
Stddev	.0001	.000	.0000	.0001	.0000	.0002	.0001	.0001	.0003
%RSD	.4893	26.70	10.35	12.17	.4097	19.48	.3957	2.972	1100.
#1	.0175	-.0001	-.0002	.0005	.0018	.0013	.0191	.0018	-.0002
#2	.0177	.0000	-.0002	.0004	.0018	.0009	.0192	.0017	.0002

Elem	V_2924	Zn2062	As1890	Tl1908	Pb2203	Se1960	Sb2068	Al3961	Ca3179
Avg	**.0016**	**-.0007**	**.0028**	**.0004**	**.0009**	**-.0022**	**-.0018**	**.3841**	**13.26**
Stddev	.0002	.0000	.0000	.0008	.0005	.0012	.0003	.0036	.03
%RSD	11.33	2.615	.7815	205.1	55.27	55.11	17.56	.9405	.2223
#1	.0018	-.0007	.0028	-.0002	.0006	-.0013	-.0021	.3815	13.24
#2	.0015	-.0007	.0028	.0009	.0013	-.0030	-.0016	.3866	13.28

Elem	Fe2599	Mg2790	K_7664	Na5895	B_2089	Mo2020	Pd3404	Si2124	Sn1899
Avg	**.2099**	**1.447**	**1.489**	**7.199**	**.0105**	**.0002**	**.0002**	**6.525**	**-.0019**
Stddev	.0019	.008	.012	.017	.0004	.0001	.0003	.012	.0001
%RSD	.9195	.5231	.7916	.2341	4.133	39.48	141.4	.1824	4.355
#1	.2113	1.442	1.498	7.187	.0108	.0001	.0000	6.516	-.0020
#2	.2086	1.453	1.481	7.211	.0102	.0002	.0005	6.533	-.0019

Elem	Sr4077	Ti3349	W_2079	Zr3391	S_1820	Bi2230	Li6707
Avg	**.1008**	**.0077**	**-.0030**	**-.0005**	**1.391**	**.0003**	**.0027**
Stddev	.0000	.0005	.0004	.0001	.003	.0010	.0001
%RSD	.0112	6.107	12.79	15.41	.2210	346.1	5.539
#1	.1008	.0081	-.0027	-.0005	1.389	.0010	.0028
#2	.1008	.0074	-.0033	-.0006	1.393	-.0004	.0026

Int. Std.	Y_3600	Y_3710	Y_2243	In2306
Avg	**202400.**	**49130.**	**3207.7**	**8146.7**
Stddev	570.	218.	11.0	17.0
%RSD	.28181	.44356	.34390	.20833
#1	202810.	49284.	3215.5	8158.7
#2	202000.	48976.	3199.9	8134.7

Zoom In Zoom Out

Sample Name: mp80298-sd1 Acquired: 6/26/2014 12:27:06 Type: Unk
Method: Accutest1(v181) Mode: CONC Corr. Factor: 5.000000
User: admin Custom ID1: Custom ID2: Custom ID3:
Comment:

Elem	Ba4554	Be3130	Cd2288	Co2286	Cr2677	Cu3247	Mn2576	Ni2316	Ag3280
Avg	**.0183**	**.0000**	**-.0004**	**.0008**	**.0018**	**-.0011**	**.0199**	**.0020**	**-.0007**
Stddev	.0003	.0000	.0003	.0001	.0009	.0011	.0002	.0010	.0020
%RSD	1.434	195.5	61.23	10.65	51.22	101.2	.9408	49.31	272.5
#1	.0181	.0001	-.0002	.0007	.0012	-.0003	.0197	.0013	.0007
#2	.0185	.0000	-.0006	.0008	.0025	-.0019	.0200	.0027	-.0021

Elem	V_2924	Zn2062	As1890	Tl1908	Pb2203	Se1960	Sb2068	Al3961	Ca3179
Avg	**.0006**	**-.0138**	**.0039**	**.0048**	**-.0020**	**-.0069**	**-.0020**	**.3763**	**13.58**
Stddev	.0010	.0003	.0001	.0013	.0015	.0098	.0030	.0142	.02
%RSD	177.0	1.995	1.952	27.28	76.61	141.3	154.1	3.786	.1575
#1	.0013	-.0136	.0039	.0057	-.0009	-.0139	.0002	.3864	13.60
#2	-.0001	-.0140	.0040	.0039	-.0031	.0000	-.0041	.3663	13.57

Elem	Fe2599	Mg2790	K_7664	Na5895	B_2089	Mo2020	Pd3404	Si2124	Sn1899
Avg	**.1973**	**1.464**	**1.379**	**7.163**	**.0117**	**-.0013**	**.0053**	**6.591**	**-.0007**
Stddev	.0053	.066	.013	.025	.0018	.0011	.0016	.017	.0018
%RSD	2.712	4.508	.9677	.3423	15.06	83.79	30.28	.2636	273.7
#1	.1935	1.417	1.388	7.145	.0105	-.0005	.0042	6.579	.0006
#2	.2010	1.511	1.370	7.180	.0130	-.0020	.0064	6.603	-.0020

Elem	Sr4077	Ti3349	W_2079	Zr3391	S_1820	Bi2230	Li6707
Avg	**.1024**	**.0095**	**-.0154**	**-.0011**	**1.348**	**-.0011**	**.0101**
Stddev	.0005	.0024	.0036	.0010	.001	.0006	.0024
%RSD	.4658	24.92	23.22	87.02	.0445	57.19	23.28
#1	.1020	.0112	-.0179	-.0004	1.348	-.0006	.0118
#2	.1027	.0078	-.0129	-.0018	1.348	-.0015	.0085

Int. Std.	Y_3600	Y_3710	Y_2243	In2306
Avg	**200790.**	**47751.**	**3193.7**	**8075.7**
Stddev	437.	71.	3.7	11.3
%RSD	.21758	.14811	.11610	.14000
#1	201100.	47701.	3196.3	8083.7
#2	200490.	47801.	3191.0	8067.7

Zoom In Zoom Out

Sample Name: jb70044-1 Acquired: 6/26/2014 12:33:16 Type: Unk
Method: Accutest1(v181) Mode: CONC Corr. Factor: 1.000000
User: admin Custom ID1: Custom ID2: Custom ID3:
Comment:

Elem	Ba4554	Be3130	Cd2288	Co2286	Cr2677	Cu3247	Mn2576	Ni2316	Ag3280
Avg	**.0485**	**.0002**	**.0000**	**.0019**	**.0069**	**.0055**	**.0092**	**.0039**	**-.0002**
Stddev	.0003	.0000	.000	.0000	.0001	.0001	.0000	.0001	.0001
%RSD	.5418	1.440	76.36	2.191	1.137	2.518	.0706	1.447	78.11
#1	.0483	.0002	.0000	.0020	.0068	.0056	.0092	.0038	-.0001
#2	.0487	.0002	-.0001	.0019	.0069	.0054	.0092	.0039	-.0003

Elem	V_2924	Zn2062	As1890	Tl1908	Pb2203	Se1960	Sb2068	Al3961	Ca3179
Avg	**.0129**	**.0099**	**.0053**	**-.0005**	**.0063**	**-.0037**	**-.0011**	**3.620**	**1.984**
Stddev	.0002	.0001	.0001	.0000	.0001	.0000	.0006	.013	.003
%RSD	1.590	1.164	1.207	7.497	1.087	1.075	53.55	.3506	.1357
#1	.0127	.0098	.0053	-.0005	.0062	-.0037	-.0016	3.611	1.986
#2	.0130	.0099	.0052	-.0005	.0063	-.0037	-.0007	3.629	1.982

Elem	Fe2599	Mg2790	K_7664	Na5895	B_2089	Mo2020	Pd3404	Si2124	Sn1899
Avg	**3.824**	**1.293**	**1.881**	**4.669**	**.0127**	**-.0002**	**.0007**	**8.062**	**-.0018**
Stddev	.003	.014	.013	.009	.0001	.0000	.0002	.038	.0002
%RSD	.0816	1.096	.6683	.1969	.8342	14.41	31.21	.4758	8.705
#1	3.826	1.303	1.890	4.662	.0126	-.0002	.0009	8.089	-.0019
#2	3.821	1.283	1.873	4.675	.0127	-.0002	.0006	8.035	-.0016

Elem	Sr4077	Ti3349	W_2079	Zr3391	S_1820	Bi2230	Li6707
Avg	**.0172**	**.0559**	**-.0027**	**.0010**	**.5029**	**-.0002**	**.0009**
Stddev	.0000	.0008	.0004	.0002	.0014	.0007	.0002
%RSD	.1010	1.514	13.09	23.91	.2862	443.9	19.91
#1	.0172	.0553	-.0025	.0011	.5018	-.0006	.0011
#2	.0172	.0565	-.0030	.0008	.5039	.0003	.0008

Int. Std.	Y_3600	Y_3710	Y_2243	In2306
Avg	**202750.**	**49361.**	**3196.3**	**8080.1**
Stddev	305.	87.	14.4	24.1
%RSD	.15023	.17651	.45104	.29782
#1	202530.	49300.	3206.5	8097.1
#2	202960.	49423.	3186.1	8063.1

Zoom In Zoom Out

Sample Name: jb70044-3 Acquired: 6/26/2014 12:39:24 Type: Unk
Method: Accutest1(v181) Mode: CONC Corr. Factor: 1.000000
User: admin Custom ID1: Custom ID2: Custom ID3:
Comment:

Elem	Ba4554	Be3130	Cd2288	Co2286	Cr2677	Cu3247	Mn2576	Ni2316	Ag3280
Avg	**.0716**	**.0003**	**.0000**	**.0014**	**.0067**	**.0010**	**.0121**	**.0058**	**-.0003**
Stddev	.0001	.0000	.0000	.0000	.0001	.0003	.0000	.0000	.0003
%RSD	.2028	11.52	557.6	3.358	2.012	27.37	.0735	.3523	98.70
#1	.0717	.0002	.0000	.0014	.0066	.0008	.0121	.0058	-.0006
#2	.0715	.0003	.0000	.0014	.0068	.0011	.0122	.0058	-.0001

Elem	V_2924	Zn2062	As1890	Tl1908	Pb2203	Se1960	Sb2068	Al3961	Ca3179
Avg	**.0014**	**.0126**	**.0025**	**.0008**	**.0010**	**-.0040**	**-.0010**	**.9812**	**1.063**
Stddev	.0000	.0001	.0001	.0004	.0001	.0004	.0000	.0035	.000
%RSD	.6895	.7250	2.838	49.99	14.23	8.887	2.958	.3583	.0141
#1	.0014	.0125	.0025	.0011	.0009	-.0037	-.0010	.9837	1.063
#2	.0014	.0126	.0026	.0005	.0011	-.0042	-.0009	.9788	1.063

Elem	Fe2599	Mg2790	K_7664	Na5895	B_2089	Mo2020	Pd3404	Si2124	Sn1899
Avg	**.7906**	**1.195**	**1.200**	**8.258**	**.0086**	**.0000**	**.0002**	**5.780**	**-.0013**
Stddev	.0017	.010	.004	.020	.0001	.0001	.0002	.023	.0001
%RSD	.2125	.8375	.3415	.2455	1.300	115.7	116.5	.3992	8.289
#1	.7918	1.202	1.203	8.243	.0085	.0001	.0000	5.797	-.0013
#2	.7894	1.188	1.197	8.272	.0087	.0000	.0003	5.764	-.0012

Elem	Sr4077	Ti3349	W_2079	Zr3391	S_1820	Bi2230	Li6707
Avg	**.0157**	**.0285**	**-.0028**	**.0005**	**.7988**	**-.0001**	**.0022**
Stddev	.0000	.0020	.0002	.0000	.0006	.0001	.0002
%RSD	.2889	6.866	7.061	5.148	.0755	149.0	7.141
#1	.0158	.0271	-.0027	.0005	.7984	-.0002	.0021
#2	.0157	.0298	-.0030	.0005	.7993	.0000	.0023

Int. Std.	Y_3600	Y_3710	Y_2243	In2306
Avg	**200650.**	**48663.**	**3190.3**	**8093.0**
Stddev	754.	125.	.8	2.0
%RSD	.37571	.25604	.02578	.02447
#1	201180.	48752.	3190.8	8091.6
#2	200110.	48575.	3189.7	8094.4

Zoom In Zoom Out

Sample Name: ccv Acquired: 6/26/2014 12:45:32 Type: QC
Method: Accutest1(v181) Mode: CONC Corr. Factor: 1.000000
User: admin Custom ID1: Custom ID2: Custom ID3:
Comment:

Elem	Ba4554	Be3130	Cd2288	Co2286	Cr2677	Cu3247	Mn2576	Ni2316	Ag3280
Units	ppm	ppm	ppm	ppm	ppm	ppm	ppm	ppm	ppm
Avg	**2.037**	**2.060**	**2.017**	**2.036**	**2.019**	**1.979**	**2.071**	**2.049**	**.2465**
Stddev	.005	.014	.007	.006	.003	.001	.003	.006	.0007
%RSD	.2308	.6754	.3368	.3210	.1340	.0553	.1323	.2868	.2642
#1	2.040	2.050	2.012	2.031	2.021	1.979	2.073	2.045	.2470
#2	2.033	2.070	2.022	2.040	2.017	1.980	2.069	2.053	.2461
Check ?	Chk Pass	Chk Pass	Chk Pass	Chk Pass	Chk Pass	Chk Pass	Chk Pass	Chk Pass	Chk Pass
Value									
Range									

Elem	V_2924	Zn2062	As1890	Tl1908	Pb2203	Se1960	Sb2068	Al3961	Ca3179
Units	ppm	ppm	ppm	ppm	ppm	ppm	ppm	ppm	ppm
Avg	**1.994**	**2.052**	**2.009**	**2.060**	**2.034**	**2.016**	**2.004**	**39.79**	**41.03**
Stddev	.005	.003	.011	.002	.004	.010	.008	.06	.02
%RSD	.2485	.1350	.5489	.1097	.1743	.4886	.4072	.1613	.0486
#1	1.998	2.050	2.001	2.059	2.032	2.009	1.998	39.84	41.02
#2	1.991	2.054	2.017	2.062	2.037	2.023	2.010	39.74	41.05
Check ?	Chk Pass	Chk Pass	Chk Pass	Chk Pass	Chk Pass	Chk Pass	Chk Pass	Chk Pass	Chk Pass
Value									
Range									

Elem	Fe2599	Mg2790	K_7664	Na5895	B_2089	Mo2020	Pd3404	Si2124	Sn1899
Units	ppm	ppm	ppm	ppm	ppm	ppm	ppm	ppm	ppm
Avg	**40.93**	**40.01**	**39.79**	**39.96**	**1.996**	**2.022**	**1.977**	**4.946**	**2.033**
Stddev	.02	.03	.05	.02	.007	.008	.001	.015	.006
%RSD	.0465	.0824	.1331	.0460	.3684	.4123	.0547	.3004	.3005
#1	40.95	39.98	39.83	39.95	1.991	2.016	1.976	4.935	2.029
#2	40.92	40.03	39.75	39.97	2.001	2.028	1.977	4.956	2.037
Check ?	Chk Pass	Chk Pass	Chk Pass	Chk Pass	Chk Pass	Chk Pass	Chk Pass	Chk Pass	Chk Pass
Value									
Range									

Zoom In Zoom Out

Sample Name: ccv Acquired: 6/26/2014 12:45:32 Type: QC
Method: Accutest1(v181) Mode: CONC Corr. Factor: 1.000000
User: admin Custom ID1: Custom ID2: Custom ID3:
Comment:

Elem	Sr4077	Ti3349	W_2079	Zr3391	S_1820	Bi2230	Li6707
Units	ppm	ppm	ppm	ppm	ppm	ppm	ppm
Avg	**2.010**	**2.012**	**1.949**	**2.014**	**1.979**	**1.990**	**1.982**
Stddev	.001	.001	.015	.001	.009	.008	.000
%RSD	.0237	.0567	.7751	.0225	.4481	.3798	.0145
#1	2.010	2.013	1.938	2.014	1.972	1.985	1.982
#2	2.011	2.011	1.960	2.015	1.985	1.996	1.981
Check ?	Chk Pass	Chk Pass	Chk Pass	Chk Pass	Chk Pass	Chk Pass	Chk Pass
Value							
Range							

Int. Std.	Y_3600	Y_3710	Y_2243	In2306
Units	Cts/S	Cts/S	Cts/S	Cts/S
Avg	**190010.**	**46503.**	**3079.7**	**7757.6**
Stddev	133.	62.	10.1	22.9
%RSD	.06987	.13364	.32827	.29571
#1	189920.	46547.	3086.8	7773.9
#2	190100.	46459.	3072.5	7741.4

Zoom In Zoom Out

Sample Name: ccb Acquired: 6/26/2014 12:51:45 Type: QC
Method: Accutest1(v181) Mode: CONC Corr. Factor: 1.000000
User: admin Custom ID1: Custom ID2: Custom ID3:
Comment:

Elem	Ba4554	Be3130	Cd2288	Co2286	Cr2677	Cu3247	Mn2576	Ni2316	Ag3280
Units	ppm	ppm	ppm	ppm	ppm	ppm	ppm	ppm	ppm
Avg	**.0003**	**.0002**	**.0000**	**.0001**	**.0002**	**-.0004**	**.0001**	**-.0001**	**-.0002**
Stddev	.0000	.0000	.0000	.0001	.0001	.0000	.0000	.0001	.0000
%RSD	10.09	10.45	159.9	59.05	55.35	7.343	31.66	108.3	20.58
#1	.0003	.0002	.0000	.0001	.0001	-.0004	.0001	.0000	-.0003
#2	.0003	.0002	.0001	.0002	.0002	-.0004	.0001	-.0002	-.0002
Check ?	Chk Pass	Chk Pass	Chk Pass	Chk Pass	Chk Pass	Chk Pass	Chk Pass	Chk Pass	Chk Pass
High Limit									
Low Limit									

Elem	V_2924	Zn2062	As1890	Tl1908	Pb2203	Se1960	Sb2068	Al3961	Ca3179
Units	ppm	ppm	ppm	ppm	ppm	ppm	ppm	ppm	ppm
Avg	**.0001**	**-.0054**	**.0006**	**.0006**	**-.0005**	**-.0011**	**-.0004**	**-.0042**	**-.0169**
Stddev	.0001	.0001	.0002	.0004	.0001	.0017	.0006	.0001	.0008
%RSD	105.3	1.321	29.14	74.21	11.65	152.8	164.1	2.780	4.632
#1	.0002	-.0053	.0005	.0003	-.0005	.0001	.0001	-.0043	-.0163
#2	.0000	-.0054	.0007	.0008	-.0004	-.0023	-.0008	-.0041	-.0174
Check ?	Chk Pass	Chk Pass	Chk Pass	Chk Pass	Chk Pass	Chk Pass	Chk Pass	Chk Pass	Chk Pass
High Limit									
Low Limit									

Elem	Fe2599	Mg2790	K_7664	Na5895	B_2089	Mo2020	Pd3404	Si2124	Sn1899
Units	ppm	ppm	ppm	ppm	ppm	ppm	ppm	ppm	ppm
Avg	**-.0006**	**-.0035**	**-.0141**	**-.0106**	**.0013**	**.0001**	**.0000**	**.0003**	**-.0003**
Stddev	.0005	.0076	.0087	.0002	.0002	.0000	.0001	.0007	.0001
%RSD	86.85	217.0	61.62	1.734	15.32	34.17	535.1	216.3	18.43
#1	-.0002	-.0089	-.0080	-.0104	.0014	.0000	.0000	.0009	-.0003
#2	-.0010	.0019	-.0202	-.0107	.0011	.0001	.0000	-.0002	-.0002
Check ?	Chk Pass	Chk Pass	Chk Pass	Chk Pass	Chk Pass	Chk Pass	Chk Pass	Chk Pass	Chk Pass
High Limit									
Low Limit									

Zoom In Zoom Out

Sample Name: ccb Acquired: 6/26/2014 12:51:45 Type: QC
Method: Accutest1(v181) Mode: CONC Corr. Factor: 1.000000
User: admin Custom ID1: Custom ID2: Custom ID3:
Comment:

Elem	Sr4077	Ti3349	W_2079	Zr3391	S_1820	Bi2230	Li6707
Units	ppm	ppm	ppm	ppm	ppm	ppm	ppm
Avg	**.0000**	**.0001**	**.0027**	**.0002**	**-.0030**	**.0000**	**.0020**
Stddev	.0000	.0005	.0007	.0001	.0009	.001	.0001
%RSD	32.79	390.1	26.58	56.02	28.74	1361.	3.822
#1	.0001	-.0002	.0032	.0001	-.0036	.0004	.0020
#2	.0000	.0004	.0022	.0003	-.0024	-.0005	.0021
Check ?	Chk Pass	Chk Pass	Chk Pass	Chk Pass	Chk Pass	Chk Pass	Chk Pass
High Limit							
Low Limit							

Int. Std.	Y_3600	Y_3710	Y_2243	In2306
Units	Cts/S	Cts/S	Cts/S	Cts/S
Avg	**199540.**	**47225.**	**3182.6**	**8035.3**
Stddev	364.	179.	2.9	5.3
%RSD	.18256	.37889	.09212	.06625
#1	199280.	47351.	3180.5	8039.1
#2	199790.	47098.	3184.6	8031.6

Zoom In Zoom Out

Sample Name: jb70044-4 Acquired: 6/26/2014 12:57:56 Type: Unk
Method: Accutest1(v181) Mode: CONC Corr. Factor: 1.000000
User: admin Custom ID1: Custom ID2: Custom ID3:
Comment:

Elem	Ba4554	Be3130	Cd2288	Co2286	Cr2677	Cu3247	Mn2576	Ni2316	Ag3280
Avg	**.0787**	**.0002**	**-.0001**	**.0023**	**.0006**	**.0007**	**.0145**	**.0028**	**-.0001**
Stddev	.0001	.0000	.0000	.0001	.0002	.0000	.0001	.0001	.0002
%RSD	.0888	10.33	25.56	4.278	29.15	.7815	.3549	4.907	183.6
#1	.0786	.0002	-.0001	.0022	.0007	.0007	.0145	.0029	-.0003
#2	.0787	.0002	-.0001	.0024	.0004	.0007	.0145	.0027	.0000

Elem	V_2924	Zn2062	As1890	Tl1908	Pb2203	Se1960	Sb2068	Al3961	Ca3179
Avg	**.0000**	**.0010**	**.0016**	**.0013**	**.0004**	**-.0023**	**-.0007**	**.3488**	**.9819**
Stddev	.0002	.0001	.0001	.0006	.0003	.0014	.0005	.0085	.0004
%RSD	2119.	12.86	7.745	47.47	84.43	58.72	71.78	2.441	.0457
#1	.0001	.0009	.0017	.0009	.0006	-.0014	-.0003	.3428	.9816
#2	-.0001	.0011	.0015	.0017	.0001	-.0033	-.0010	.3548	.9822

Elem	Fe2599	Mg2790	K_7664	Na5895	B_2089	Mo2020	Pd3404	Si2124	Sn1899
Avg	**.0569**	**2.923**	**2.600**	**9.610**	**.0249**	**-.0004**	**.0003**	**3.857**	**-.0010**
Stddev	.0016	.001	.014	.015	.0000	.0001	.0002	.001	.0001
%RSD	2.803	.0396	.5523	.1580	.2003	23.31	56.95	.0223	15.48
#1	.0558	2.924	2.610	9.620	.0250	-.0005	.0002	3.857	-.0009
#2	.0580	2.922	2.590	9.599	.0249	-.0003	.0005	3.858	-.0011

Elem	Sr4077	Ti3349	W_2079	Zr3391	S_1820	Bi2230	Li6707
Avg	**.0245**	**.0006**	**-.0014**	**-.0007**	**5.321**	**.0010**	**.0023**
Stddev	.0001	.0001	.0001	.0000	.003	.0004	.0005
%RSD	.2801	11.32	4.372	6.768	.0518	38.18	22.05
#1	.0246	.0007	-.0015	-.0006	5.319	.0007	.0027
#2	.0245	.0006	-.0014	-.0007	5.323	.0012	.0020

Int. Std.	Y_3600	Y_3710	Y_2243	In2306
Avg	**202350.**	**49028.**	**3210.8**	**8119.5**
Stddev	329.	73.	4.2	17.7
%RSD	.16271	.14833	.13199	.21753
#1	202580.	49080.	3213.8	8132.0
#2	202120.	48977.	3207.8	8107.0

Zoom In Zoom Out

Sample Name: jb70044-5 Acquired: 6/26/2014 13:04:05 Type: Unk
Method: Accutest1(v181) Mode: CONC Corr. Factor: 1.000000
User: admin Custom ID1: Custom ID2: Custom ID3:
Comment:

Elem	Ba4554	Be3130	Cd2288	Co2286	Cr2677	Cu3247	Mn2576	Ni2316	Ag3280
Avg	**.0356**	**.0003**	**-.0001**	**.0030**	**.0129**	**.0085**	**.0149**	**.0050**	**-.0001**
Stddev	.0005	.0000	.0000	.0001	.0001	.0003	.0001	.0001	.0001
%RSD	1.541	2.275	3.283	2.113	.9563	3.315	.9830	2.844	131.9
#1	.0352	.0003	-.0001	.0030	.0128	.0083	.0148	.0049	-.0001
#2	.0360	.0003	-.0001	.0029	.0130	.0087	.0150	.0051	.0000

Elem	V_2924	Zn2062	As1890	Tl1908	Pb2203	Se1960	Sb2068	Al3961	Ca3179
Avg	**.0166**	**.0127**	**.0062**	**-.0002**	**.0096**	**-.0032**	**-.0011**	**5.573**	**2.017**
Stddev	.0002	.0000	.0004	.0002	.0003	.0006	.0006	.092	.027
%RSD	1.221	.1633	6.281	112.4	2.788	19.31	53.33	1.643	1.325
#1	.0164	.0127	.0064	-.0004	.0094	-.0028	-.0016	5.508	1.998
#2	.0167	.0127	.0059	.0000	.0098	-.0037	-.0007	5.638	2.036

Elem	Fe2599	Mg2790	K_7664	Na5895	B_2089	Mo2020	Pd3404	Si2124	Sn1899
Avg	**7.306**	**.8338**	**1.557**	**2.320**	**.0081**	**-.0002**	**.0002**	**8.277**	**-.0005**
Stddev	.100	.0015	.022	.033	.0001	.0001	.0006	.030	.0005
%RSD	1.362	.1818	1.419	1.410	1.329	39.77	321.2	.3601	102.2
#1	7.236	.8348	1.541	2.297	.0082	-.0001	-.0002	8.298	-.0009
#2	7.376	.8327	1.572	2.343	.0080	-.0002	.0006	8.256	-.0001

Elem	Sr4077	Ti3349	W_2079	Zr3391	S_1820	Bi2230	Li6707
Avg	**.0222**	**.0436**	**-.0013**	**.0008**	**.2598**	**-.0006**	**.0019**
Stddev	.0004	.0006	.0000	.0000	.0009	.0000	.0005
%RSD	1.918	1.436	.6394	2.160	.3377	1.279	27.39
#1	.0219	.0432	-.0013	.0008	.2605	-.0006	.0023
#2	.0225	.0441	-.0013	.0008	.2592	-.0006	.0016

Int. Std.	Y_3600	Y_3710	Y_2243	In2306
Avg	206980.	49345.	3224.3	8094.9
Stddev	1610.	567.	8.1	7.5
%RSD	.77797	1.1484	.25167	.09307
#1	208120.	49746.	3230.0	8100.2
#2	205840.	48944.	3218.5	8089.6

Zoom In Zoom Out

Sample Name: jb70044-6 Acquired: 6/26/2014 13:10:13 Type: Unk
Method: Accutest1(v181) Mode: CONC Corr. Factor: 1.000000
User: admin Custom ID1: Custom ID2: Custom ID3:
Comment:

Elem	Ba4554	Be3130	Cd2288	Co2286	Cr2677	Cu3247	Mn2576	Ni2316	Ag3280
Avg	**.0615**	**.0000**	**.0000**	**.0014**	**.0040**	**.0014**	**.0108**	**.0038**	**-.0001**
Stddev	.0003	.0000	.000	.0001	.0000	.0002	.0000	.0001	.0001
%RSD	.4455	91.43	209.5	4.621	.5581	17.04	.2745	1.700	104.1
#1	.0613	.0000	-.0001	.0014	.0040	.0013	.0108	.0039	-.0002
#2	.0617	.0000	.0000	.0013	.0040	.0016	.0107	.0038	.0000

Elem	V_2924	Zn2062	As1890	Tl1908	Pb2203	Se1960	Sb2068	Al3961	Ca3179
Avg	**.0009**	**.0030**	**.0017**	**.0019**	**.0009**	**-.0038**	**-.0011**	**.5762**	**1.068**
Stddev	.0003	.0000	.0005	.0008	.0000	.0013	.0006	.0071	.004
%RSD	30.23	.1448	26.31	41.21	.1196	33.02	58.17	1.225	.3571
#1	.0011	.0030	.0020	.0013	.0009	-.0047	-.0015	.5812	1.066
#2	.0007	.0030	.0014	.0024	.0009	-.0029	-.0006	.5712	1.071

Elem	Fe2599	Mg2790	K_7664	Na5895	B_2089	Mo2020	Pd3404	Si2124	Sn1899
Avg	**.4784**	**1.213**	**.9879**	**6.715**	**.0095**	**-.0003**	**.0007**	**4.088**	**-.0008**
Stddev	.0017	.003	.0047	.005	.0005	.0000	.0004	.025	.0004
%RSD	.3600	.2171	.4800	.0681	5.012	13.80	59.32	.6237	54.08
#1	.4772	1.211	.9912	6.718	.0098	-.0003	.0004	4.106	-.0005
#2	.4796	1.215	.9845	6.711	.0092	-.0002	.0010	4.070	-.0011

Elem	Sr4077	Ti3349	W_2079	Zr3391	S_1820	Bi2230	Li6707
Avg	**.0149**	**.0176**	**-.0025**	**-.0001**	**.2740**	**.0008**	**.0022**
Stddev	.0002	.0015	.0006	.0000	.0020	.0010	.0000
%RSD	1.174	8.316	23.58	22.21	.7322	127.7	1.279
#1	.0148	.0186	-.0021	-.0001	.2754	.0015	.0022
#2	.0150	.0166	-.0030	-.0001	.2726	.0001	.0022

Int. Std.	Y_3600	Y_3710	Y_2243	In2306
Avg	202390.	48812.	3192.8	8083.1
Stddev	342.	282.	1.8	16.4
%RSD	.16913	.57762	.05730	.20351
#1	202140.	49011.	3194.1	8094.7
#2	202630.	48613.	3191.5	8071.5

Zoom In Zoom Out

Sample Name: jb70044-7 Acquired: 6/26/2014 13:16:19 Type: Unk
Method: Accutest1(v181) Mode: CONC Corr. Factor: 1.000000
User: admin Custom ID1: Custom ID2: Custom ID3:
Comment:

Elem	Ba4554	Be3130	Cd2288	Co2286	Cr2677	Cu3247	Mn2576	Ni2316	Ag3280
Avg	**.0300**	**.0001**	**-.0001**	**.0015**	**.0023**	**.0008**	**.0072**	**.0030**	**.0000**
Stddev	.0001	.0000	.0001	.0000	.0001	.0001	.0000	.0001	.000
%RSD	.3007	4.969	66.84	.4845	2.908	10.21	.4003	3.234	525.3
#1	.0301	.0001	-.0002	.0015	.0023	.0009	.0072	.0030	-.0001
#2	.0299	.0000	-.0001	.0015	.0022	.0008	.0073	.0029	.0001

Elem	V_2924	Zn2062	As1890	Tl1908	Pb2203	Se1960	Sb2068	Al3961	Ca3179
Avg	**.0027**	**.0020**	**.0023**	**.0006**	**.0020**	**-.0040**	**-.0010**	**1.379**	**1.409**
Stddev	.0001	.0001	.0005	.0010	.0006	.0013	.0006	.001	.002
%RSD	2.757	2.754	22.65	177.0	31.47	31.79	65.23	.0472	.1396
#1	.0027	.0020	.0027	.0013	.0024	-.0031	-.0014	1.379	1.410
#2	.0028	.0019	.0019	-.0001	.0015	-.0049	-.0005	1.378	1.407

Elem	Fe2599	Mg2790	K_7664	Na5895	B_2089	Mo2020	Pd3404	Si2124	Sn1899
Avg	**.7479**	**.9651**	**1.082**	**4.372**	**.0105**	**-.0003**	**.0002**	**5.463**	**-.0013**
Stddev	.0017	.0012	.013	.021	.0005	.0000	.0005	.030	.0001
%RSD	.2318	.1291	1.229	.4777	4.356	9.059	261.6	.5439	3.844
#1	.7491	.9642	1.091	4.386	.0108	-.0003	-.0002	5.484	-.0014
#2	.7467	.9660	1.072	4.357	.0102	-.0004	.0005	5.442	-.0013

Elem	Sr4077	Ti3349	W_2079	Zr3391	S_1820	Bi2230	Li6707
Avg	**.0110**	**.0448**	**-.0023**	**.0007**	**.4657**	**.0000**	**.0026**
Stddev	.0000	.0019	.0002	.0001	.0003	.000	.0002
%RSD	.3283	4.131	10.82	10.20	.0667	224900.	6.312
#1	.0110	.0435	-.0021	.0008	.4655	.0000	.0028
#2	.0110	.0461	-.0025	.0007	.4659	.0000	.0025

Int. Std.	Y_3600	Y_3710	Y_2243	In2306
Avg	202300.	48954.	3200.2	8099.7
Stddev	588.	63.	6.1	19.6
%RSD	.29053	.12796	.18973	.24158
#1	201890.	48909.	3204.5	8113.5
#2	202720.	48998.	3195.9	8085.8

Zoom In Zoom Out

Sample Name: jb70044-8 Acquired: 6/26/2014 13:22:24 Type: Unk
Method: Accutest1(v181) Mode: CONC Corr. Factor: 1.000000
User: admin Custom ID1: Custom ID2: Custom ID3:
Comment:

Elem	Ba4554	Be3130	Cd2288	Co2286	Cr2677	Cu3247	Mn2576	Ni2316	Ag3280
Avg	**.0001**	**.0000**	**-.0002**	**.0004**	**.0001**	**-.0001**	**-.0001**	**.0004**	**-.0003**
Stddev	.0001	.000	.0001	.0001	.0001	.0001	.0000	.0001	.0002
%RSD	62.65	57.92	57.74	21.91	114.1	105.1	10.11	20.40	69.33
#1	.0002	.0000	-.0002	.0003	.0001	.0000	-.0001	.0004	-.0001
#2	.0001	.0000	-.0001	.0004	.0000	-.0002	-.0001	.0005	-.0004

Elem	V_2924	Zn2062	As1890	Tl1908	Pb2203	Se1960	Sb2068	Al3961	Ca3179
Avg	**.0001**	**-.0045**	**.0004**	**.0030**	**.0003**	**-.0023**	**-.0015**	**-.0074**	**-.0187**
Stddev	.0002	.0000	.0006	.0000	.0004	.0001	.0002	.0038	.0009
%RSD	240.0	.6109	154.6	.6410	138.4	4.999	10.17	50.74	4.916
#1	-.0001	-.0045	.0008	.0031	.0000	-.0022	-.0014	-.0048	-.0194
#2	.0003	-.0045	.0000	.0030	.0006	-.0024	-.0016	-.0101	-.0181

Elem	Fe2599	Mg2790	K_7664	Na5895	B_2089	Mo2020	Pd3404	Si2124	Sn1899
Avg	**-.0044**	**-.0082**	**-.0193**	**-.0229**	**-.0004**	**-.0004**	**.0006**	**.0021**	**-.0007**
Stddev	.0005	.0006	.0259	.0010	.0000	.0001	.0000	.0001	.0002
%RSD	10.28	7.606	134.5	4.317	3.338	16.64	6.426	3.043	34.22
#1	-.0041	-.0078	-.0009	-.0222	-.0004	-.0005	.0006	.0020	-.0009
#2	-.0047	-.0087	-.0376	-.0236	-.0004	-.0004	.0006	.0021	-.0005

Elem	Sr4077	Ti3349	W_2079	Zr3391	S_1820	Bi2230	Li6707
Avg	**-.0001**	**-.0001**	**-.0035**	**-.0002**	**-.0001**	**.0009**	**.0019**
Stddev	.0000	.0000	.0003	.0001	.0003	.0004	.0002
%RSD	21.49	16.04	7.255	57.02	277.5	44.03	9.841
#1	-.0001	-.0001	-.0033	-.0001	.0001	.0006	.0017
#2	-.0001	-.0001	-.0037	-.0002	-.0003	.0012	.0020

Int. Std.	Y_3600	Y_3710	Y_2243	In2306
Avg	202640.	48607.	3198.9	8105.9
Stddev	314.	396.	6.7	8.7
%RSD	.15492	.81545	.20998	.10745
#1	202420.	48327.	3203.7	8112.0
#2	202870.	48887.	3194.2	8099.7

Zoom In Zoom Out

Sample Name: jb70044-10 Acquired: 6/26/2014 13:28:33 Type: Unk
Method: Accutest1(v181) Mode: CONC Corr. Factor: 1.000000
User: admin Custom ID1: Custom ID2: Custom ID3:
Comment:

Elem	Ba4554	Be3130	Cd2288	Co2286	Cr2677	Cu3247	Mn2576	Ni2316	Ag3280
Avg	**.0229**	**.0000**	**-.0001**	**.0020**	**.0043**	**.0015**	**.0076**	**.0033**	**-.0002**
Stddev	.0001	.000	.0000	.0002	.0003	.0001	.0000	.0000	.0003
%RSD	.2566	120.6	52.68	7.813	6.980	6.002	.3055	.6281	145.8
#1	.0228	.0000	.0000	.0019	.0041	.0014	.0076	.0033	.0000
#2	.0229	.0000	-.0001	.0021	.0045	.0015	.0076	.0033	-.0004

Elem	V_2924	Zn2062	As1890	Tl1908	Pb2203	Se1960	Sb2068	Al3961	Ca3179
Avg	**.0012**	**.0059**	**.0025**	**.0005**	**.0011**	**-.0034**	**-.0013**	**.7207**	**1.713**
Stddev	.0001	.0001	.0003	.0006	.0007	.0002	.0001	.0062	.005
%RSD	5.271	1.124	10.78	128.6	61.20	5.787	7.010	.8663	.2685
#1	.0012	.0058	.0023	.0009	.0016	-.0033	-.0013	.7251	1.710
#2	.0012	.0059	.0027	.0000	.0006	-.0036	-.0012	.7163	1.716

Elem	Fe2599	Mg2790	K_7664	Na5895	B_2089	Mo2020	Pd3404	Si2124	Sn1899
Avg	**.5117**	**.6820**	**.9762**	**3.879**	**.0097**	**-.0002**	**.0002**	**4.493**	**-.0006**
Stddev	.0022	.0073	.0102	.006	.0007	.0001	.0005	.029	.0003
%RSD	.4373	1.076	1.044	.1680	6.743	42.89	239.2	.6495	57.39
#1	.5133	.6768	.9690	3.883	.0093	-.0001	.0006	4.514	-.0003
#2	.5101	.6872	.9834	3.874	.0102	-.0002	-.0002	4.473	-.0008

Elem	Sr4077	Ti3349	W_2079	Zr3391	S_1820	Bi2230	Li6707
Avg	**.0138**	**.0190**	**-.0027**	**.0000**	**.3349**	**.0010**	**.0019**
Stddev	.0001	.0012	.0002	.0001	.0009	.0007	.0003
%RSD	.6814	6.330	5.524	377.9	.2782	62.64	17.21
#1	.0139	.0199	-.0028	-.0001	.3355	.0006	.0021
#2	.0138	.0182	-.0026	.0001	.3342	.0015	.0016

Int. Std.	Y_3600	Y_3710	Y_2243	In2306
Avg	**203120.**	**48964.**	**3214.6**	**8124.2**
Stddev	480.	38.	4.0	1.8
%RSD	.23640	.07804	.12522	.02215
#1	203460.	48991.	3211.8	8125.5
#2	202780.	48937.	3217.5	8122.9

Zoom In Zoom Out

Sample Name: jb70044-11 Acquired: 6/26/2014 13:34:39 Type: Unk
Method: Accutest1(v181) Mode: CONC Corr. Factor: 1.000000
User: admin Custom ID1: Custom ID2: Custom ID3:
Comment:

Elem	Ba4554	Be3130	Cd2288	Co2286	Cr2677	Cu3247	Mn2576	Ni2316	Ag3280
Avg	**.0104**	**.0000**	**.0000**	**.0008**	**.0040**	**.0051**	**.0153**	**.0034**	**-.0004**
Stddev	.0001	.000	.000	.0001	.0003	.0002	.0001	.0001	.0002
%RSD	.8717	361.5	320.4	10.82	8.005	4.157	.5988	3.869	56.04
#1	.0105	.0000	.0000	.0007	.0038	.0050	.0152	.0035	-.0006
#2	.0104	.0000	-.0001	.0008	.0042	.0053	.0153	.0033	-.0002

Elem	V_2924	Zn2062	As1890	Tl1908	Pb2203	Se1960	Sb2068	Al3961	Ca3179
Avg	**.0047**	**.0086**	**.0118**	**.0000**	**.0027**	**-.0040**	**-.0015**	**1.449**	**8.598**
Stddev	.0000	.0001	.0003	.0006	.0011	.0014	.0007	.003	.008
%RSD	.9717	.6124	2.223	2127.	42.87	34.70	49.24	.2048	.0942
#1	.0047	.0086	.0120	-.0004	.0035	-.0030	-.0010	1.447	8.603
#2	.0046	.0085	.0116	.0005	.0019	-.0049	-.0020	1.451	8.592

Elem	Fe2599	Mg2790	K_7664	Na5895	B_2089	Mo2020	Pd3404	Si2124	Sn1899
Avg	**2.535**	**.4371**	**6.546**	**44.28**	**.0308**	**.0059**	**.0004**	**6.556**	**-.0005**
Stddev	.005	.0071	.036	.00	.0000	.0001	.0007	.030	.0005
%RSD	.1882	1.629	.5545	.0068	.0505	1.120	174.1	.4555	108.7
#1	2.538	.4421	6.520	44.28	.0308	.0059	-.0001	6.578	-.0008
#2	2.532	.4321	6.572	44.27	.0308	.0058	.0009	6.535	-.0001

Elem	Sr4077	Ti3349	W_2079	Zr3391	S_1820	Bi2230	Li6707
Avg	**.1637**	**.0328**	**-.0029**	**.0004**	**14.93**	**.0003**	**.0036**
Stddev	.0001	.0005	.0001	.0001	.03	.0011	.0002
%RSD	.0703	1.553	2.856	17.94	.2118	383.5	4.272
#1	.1636	.0332	-.0030	.0003	14.91	-.0005	.0035
#2	.1638	.0325	-.0029	.0004	14.95	.0011	.0037

Int. Std.	Y_3600	Y_3710	Y_2243	In2306
Avg	**200130.**	**48813.**	**3186.1**	**8020.5**
Stddev	246.	34.	6.6	4.5
%RSD	.12276	.07056	.20727	.05587
#1	200300.	48788.	3190.7	8023.7
#2	199960.	48837.	3181.4	8017.4

Zoom In Zoom Out

Sample Name: jb70044-12 Acquired: 6/26/2014 13:40:47 Type: Unk
Method: Accutest1(v181) Mode: CONC Corr. Factor: 1.000000
User: admin Custom ID1: Custom ID2: Custom ID3:
Comment:

Elem	Ba4554	Be3130	Cd2288	Co2286	Cr2677	Cu3247	Mn2576	Ni2316	Ag3280
Avg	**.0626**	**.0000**	**-.0001**	**.0020**	**.0033**	**.0019**	**.0136**	**.0028**	**-.0001**
Stddev	.0005	.0000	.0001	.0001	.0001	.0001	.0000	.0000	.0001
%RSD	.8217	1.536	54.26	5.070	1.779	6.950	.3641	.5720	81.31
#1	.0630	.0000	-.0001	.0019	.0032	.0020	.0136	.0028	.0000
#2	.0622	.0000	-.0001	.0020	.0033	.0018	.0136	.0028	-.0001

Elem	V_2924	Zn2062	As1890	Tl1908	Pb2203	Se1960	Sb2068	Al3961	Ca3179
Avg	**.0030**	**.0080**	**.0033**	**.0014**	**.0017**	**-.0029**	**-.0017**	**1.383**	**1.118**
Stddev	.0000	.0001	.0003	.0004	.0000	.0017	.0006	.011	.008
%RSD	.9117	.7819	10.68	29.45	.1270	59.77	36.93	.7814	.7303
#1	.0030	.0079	.0030	.0011	.0017	-.0042	-.0021	1.390	1.124
#2	.0029	.0080	.0035	.0016	.0017	-.0017	-.0013	1.375	1.113

Elem	Fe2599	Mg2790	K_7664	Na5895	B_2089	Mo2020	Pd3404	Si2124	Sn1899
Avg	**1.670**	**1.434**	**1.133**	**6.680**	**.0128**	**-.0003**	**.0004**	**4.882**	**-.0005**
Stddev	.015	.012	.004	.043	.0000	.0000	.0007	.005	.0001
%RSD	.9237	.8327	.3592	.6405	.1263	1.462	170.9	.1004	21.67
#1	1.681	1.442	1.130	6.710	.0129	-.0003	.0008	4.885	-.0006
#2	1.659	1.426	1.136	6.650	.0128	-.0003	-.0001	4.878	-.0004

Elem	Sr4077	Ti3349	W_2079	Zr3391	S_1820	Bi2230	Li6707
Avg	**.0156**	**.0325**	**-.0034**	**.0002**	**.6028**	**.0004**	**.0022**
Stddev	.0000	.0010	.0002	.0000	.0019	.0002	.0005
%RSD	.0117	3.069	5.033	17.01	.3121	57.80	23.02
#1	.0156	.0332	-.0035	.0002	.6042	.0005	.0018
#2	.0156	.0318	-.0033	.0003	.6015	.0002	.0026

Int. Std.	Y_3600	Y_3710	Y_2243	In2306
Avg	**201440.**	**49369.**	**3195.6**	**8094.7**
Stddev	89.	469.	3.3	1.9
%RSD	.04416	.95061	.10378	.02308
#1	201500.	49037.	3198.0	8096.1
#2	201370.	49700.	3193.3	8093.4

Zoom In Zoom Out

Sample Name: jb70044-13 Acquired: 6/26/2014 13:46:53 Type: Unk
Method: Accutest1(v181) Mode: CONC Corr. Factor: 1.000000
User: admin Custom ID1: Custom ID2: Custom ID3:
Comment:

Elem	Ba4554	Be3130	Cd2288	Co2286	Cr2677	Cu3247	Mn2576	Ni2316	Ag3280
Avg	**.0197**	**.0000**	**.0000**	**.0018**	**.0026**	**.0009**	**.0317**	**.0044**	**.0000**
Stddev	.0000	.000	.000	.0001	.0001	.0003	.0001	.0001	.0002
%RSD	.0921	135.7	709.4	6.573	2.012	28.70	.4076	1.160	617.1
#1	.0197	.0000	.0000	.0019	.0026	.0007	.0316	.0044	-.0001
#2	.0197	.0000	-.0001	.0017	.0027	.0011	.0318	.0044	.0002

Elem	V_2924	Zn2062	As1890	Tl1908	Pb2203	Se1960	Sb2068	Al3961	Ca3179
Avg	**.0025**	**.0395**	**.0022**	**.0015**	**.0012**	**-.0032**	**-.0011**	**1.583**	**6.360**
Stddev	.0001	.0072	.0004	.0001	.0001	.0000	.0004	.001	.037
%RSD	5.575	18.34	17.56	8.752	12.33	.9265	35.97	.0556	.5778
#1	.0024	.0446	.0025	.0014	.0011	-.0032	-.0014	1.582	6.334
#2	.0026	.0344	.0020	.0016	.0013	-.0033	-.0008	1.584	6.386

Elem	Fe2599	Mg2790	K_7664	Na5895	B_2089	Mo2020	Pd3404	Si2124	Sn1899
Avg	**.7538**	**2.188**	**2.488**	**6.985**	**.0192**	**-.0005**	**.0007**	**5.588**	**-.0013**
Stddev	.0020	.009	.033	.048	.0009	.0001	.0004	.011	.0006
%RSD	.2614	.3915	1.341	.6814	4.806	15.25	49.75	.1895	42.62
#1	.7525	2.182	2.464	6.951	.0199	-.0005	.0005	5.596	-.0009
#2	.7552	2.194	2.511	7.019	.0186	-.0006	.0010	5.581	-.0017

Elem	Sr4077	Ti3349	W_2079	Zr3391	S_1820	Bi2230	Li6707
Avg	**.0502**	**.0406**	**-.0032**	**.0008**	**2.994**	**.0005**	**.0024**
Stddev	.0004	.0004	.0002	.0000	.047	.0000	.0007
%RSD	.7317	1.107	5.048	1.390	1.564	6.774	31.13
#1	.0500	.0409	-.0033	.0008	3.027	.0005	.0029
#2	.0505	.0403	-.0031	.0008	2.961	.0005	.0018

Int. Std.	Y_3600	Y_3710	Y_2243	In2306
Avg	**203110.**	**49074.**	**3206.2**	**8120.4**
Stddev	59.	310.	34.2	44.1
%RSD	.02927	.63257	1.0665	.54264
#1	203150.	49293.	3230.3	8151.6
#2	203070.	48854.	3182.0	8089.2

Zoom In Zoom Out

Sample Name: ccv Acquired: 6/26/2014 13:53:00 Type: QC
Method: Accutest1(v181) Mode: CONC Corr. Factor: 1.000000
User: admin Custom ID1: Custom ID2: Custom ID3:
Comment:

Elem	Ba4554	Be3130	Cd2288	Co2286	Cr2677	Cu3247	Mn2576	Ni2316	Ag3280
Units	ppm	ppm	ppm	ppm	ppm	ppm	ppm	ppm	ppm
Avg	**2.021**	**2.036**	**2.009**	**2.031**	**2.009**	**1.976**	**2.058**	**2.046**	**.2455**
Stddev	.002	.043	.006	.004	.007	.002	.006	.006	.0004
%RSD	.1166	2.097	.2857	.2180	.3726	.1129	.2742	.2935	.1698
#1	2.020	2.006	2.005	2.028	2.014	1.978	2.062	2.042	.2458
#2	2.023	2.066	2.013	2.034	2.004	1.975	2.054	2.050	.2452
Check ?	Chk Pass	Chk Pass	Chk Pass	Chk Pass	Chk Pass	Chk Pass	Chk Pass	Chk Pass	Chk Pass
Value									
Range									

Elem	V_2924	Zn2062	As1890	Tl1908	Pb2203	Se1960	Sb2068	Al3961	Ca3179
Units	ppm	ppm	ppm	ppm	ppm	ppm	ppm	ppm	ppm
Avg	**1.985**	**2.048**	**2.007**	**2.053**	**2.028**	**2.011**	**1.998**	**39.46**	**40.63**
Stddev	.005	.002	.006	.007	.002	.006	.007	.03	.04
%RSD	.2430	.0911	.2819	.3218	.0991	.2918	.3760	.0748	.0950
#1	1.989	2.047	2.003	2.048	2.027	2.007	1.993	39.44	40.61
#2	1.982	2.050	2.011	2.058	2.030	2.016	2.004	39.48	40.66
Check ?	Chk Pass	Chk Pass	Chk Pass	Chk Pass	Chk Pass	Chk Pass	Chk Pass	Chk Pass	Chk Pass
Value									
Range									

Elem	Fe2599	Mg2790	K_7664	Na5895	B_2089	Mo2020	Pd3404	Si2124	Sn1899
Units	ppm	ppm	ppm	ppm	ppm	ppm	ppm	ppm	ppm
Avg	**40.56**	**39.68**	**39.46**	**39.56**	**1.988**	**2.013**	**1.973**	**4.926**	**2.027**
Stddev	.02	.02	.08	.03	.009	.005	.004	.020	.003
%RSD	.0452	.0402	.1978	.0682	.4444	.2685	.1770	.4094	.1592
#1	40.54	39.67	39.41	39.55	1.982	2.009	1.976	4.912	2.024
#2	40.57	39.69	39.52	39.58	1.994	2.017	1.971	4.941	2.029
Check ?	Chk Pass	Chk Pass	Chk Pass	Chk Pass	Chk Pass	Chk Pass	Chk Pass	Chk Pass	Chk Pass
Value									
Range									

Zoom In Zoom Out

Sample Name: ccv Acquired: 6/26/2014 13:53:00 Type: QC
Method: Accutest1(v181) Mode: CONC Corr. Factor: 1.000000
User: admin Custom ID1: Custom ID2: Custom ID3:
Comment:

Elem	Sr4077	Ti3349	W_2079	Zr3391	S_1820	Bi2230	Li6707
Units	ppm	ppm	ppm	ppm	ppm	ppm	ppm
Avg	**2.006**	**2.001**	**1.940**	**2.004**	**1.977**	**1.983**	**1.968**
Stddev	.039	.004	.010	.003	.003	.009	.001
%RSD	1.946	.1929	.5215	.1494	.1572	.4265	.0435
#1	1.978	2.004	1.933	2.006	1.975	1.977	1.967
#2	2.033	1.998	1.947	2.002	1.979	1.989	1.968
Check ?	Chk Pass	Chk Pass	Chk Pass	Chk Pass	Chk Pass	Chk Pass	Chk Pass
Value							
Range							

Int. Std.	Y_3600	Y_3710	Y_2243	In2306
Units	Cts/S	Cts/S	Cts/S	Cts/S
Avg	**191150.**	**46783.**	**3090.0**	**7772.6**
Stddev	682.	87.	8.2	22.4
%RSD	.35694	.18647	.26653	.28841
#1	190660.	46845.	3095.8	7788.5
#2	191630.	46721.	3084.2	7756.8

Zoom In Zoom Out

Sample Name: ccb Acquired: 6/26/2014 13:59:13 Type: QC
Method: Accutest1(v181) Mode: CONC Corr. Factor: 1.000000
User: admin Custom ID1: Custom ID2: Custom ID3:
Comment:

Elem	Ba4554	Be3130	Cd2288	Co2286	Cr2677	Cu3247	Mn2576	Ni2316	Ag3280
Units	ppm	ppm	ppm	ppm	ppm	ppm	ppm	ppm	ppm
Avg	**.0004**	**.0001**	**.0001**	**.0000**	**.0000**	**-.0005**	**.0001**	**.0000**	**-.0002**
Stddev	.0000	.0000	.0001	.0000	.0000	.0000	.0000	.000	.0003
%RSD	6.307	7.185	42.84	545.4	11.27	6.738	1.832	2866.	192.0
#1	.0003	.0001	.0002	.0000	.0000	-.0005	.0001	-.0001	-.0004
#2	.0004	.0001	.0001	.0000	.0000	-.0005	.0001	.0001	.0001
Check ?	Chk Pass	Chk Pass	Chk Pass	Chk Pass	Chk Pass	Chk Pass	Chk Pass	Chk Pass	Chk Pass
High Limit									
Low Limit									

Elem	V_2924	Zn2062	As1890	Tl1908	Pb2203	Se1960	Sb2068	Al3961	Ca3179
Units	ppm	ppm	ppm	ppm	ppm	ppm	ppm	ppm	ppm
Avg	**.0001**	**-.0055**	**.0009**	**.0005**	**.0003**	**-.0016**	**-.0004**	**-.0035**	**-.0165**
Stddev	.0000	.0000	.0004	.0001	.0000	.0003	.0009	.0010	.0006
%RSD	45.19	.2247	49.03	15.19	1.027	21.87	222.3	29.52	3.572
#1	.0001	-.0055	.0012	.0006	.0003	-.0013	.0002	-.0042	-.0169
#2	.0000	-.0055	.0006	.0005	.0003	-.0018	-.0010	-.0027	-.0161
Check ?	Chk Pass	Chk Pass	Chk Pass	Chk Pass	Chk Pass	Chk Pass	Chk Pass	Chk Pass	Chk Pass
High Limit									
Low Limit									

Elem	Fe2599	Mg2790	K_7664	Na5895	B_2089	Mo2020	Pd3404	Si2124	Sn1899
Units	ppm	ppm	ppm	ppm	ppm	ppm	ppm	ppm	ppm
Avg	**-.0014**	**.0005**	**-.0066**	**-.0113**	**.0011**	**.0000**	**.0003**	**.0007**	**.0000**
Stddev	.0001	.0065	.0148	.0084	.0008	.0001	.0002	.0000	.0004
%RSD	4.711	1245.	224.3	74.87	68.86	386.5	77.55	3.936	1266.
#1	-.0014	.0051	.0039	-.0053	.0017	.0001	.0001	.0006	-.0003
#2	-.0014	-.0041	-.0170	-.0172	.0006	-.0001	.0005	.0007	.0003
Check ?	Chk Pass	Chk Pass	Chk Pass	Chk Pass	Chk Pass	Chk Pass	Chk Pass	Chk Pass	Chk Pass
High Limit									
Low Limit									

Zoom In Zoom Out

Sample Name: ccb Acquired: 6/26/2014 13:59:13 Type: QC
Method: Accutest1(v181) Mode: CONC Corr. Factor: 1.000000
User: admin Custom ID1: Custom ID2: Custom ID3:
Comment:

Elem	Sr4077	Ti3349	W_2079	Zr3391	S_1820	Bi2230	Li6707
Units	ppm	ppm	ppm	ppm	ppm	ppm	ppm
Avg	**.0001**	**.0000**	**.0039**	**.0003**	**-.0006**	**-.0001**	**.0013**
Stddev	.0000	.000	.0008	.0000	.0000	.0011	.0001
%RSD	57.10	309.2	19.78	.4655	7.726	1210.	5.932
#1	.0001	.0000	.0044	.0003	-.0006	-.0009	.0013
#2	.0000	.0000	.0034	.0003	-.0006	.0007	.0012
Check ?	Chk Pass	Chk Pass	Chk Pass	Chk Pass	Chk Pass	Chk Pass	Chk Pass
High Limit							
Low Limit							

Int. Std.	Y_3600	Y_3710	Y_2243	In2306
Units	Cts/S	Cts/S	Cts/S	Cts/S
Avg	**199450.**	**46706.**	**3174.4**	**8024.7**
Stddev	798.	457.	14.1	16.5
%RSD	.40000	.97887	.44417	.20587
#1	200020.	47030.	3184.3	8036.4
#2	198890.	46383.	3164.4	8013.1

Zoom In Zoom Out

Sample Name: jb70044-14 Acquired: 6/26/2014 14:05:26 Type: Unk
Method: Accutest1(v181) Mode: CONC Corr. Factor: 1.000000
User: admin Custom ID1: Custom ID2: Custom ID3:
Comment:

Elem	Ba4554	Be3130	Cd2288	Co2286	Cr2677	Cu3247	Mn2576	Ni2316	Ag3280
Avg	**.0237**	**.0000**	**-.0001**	**.0005**	**.0021**	**.0013**	**.0083**	**.0029**	**.0000**
Stddev	.0000	.0000	.0000	.0001	.0002	.0001	.0000	.0001	.0001
%RSD	.1545	9.529	.9872	13.27	8.073	9.907	.5310	1.764	2874.
#1	.0237	.0000	-.0001	.0004	.0020	.0012	.0083	.0030	.0000
#2	.0237	.0000	-.0001	.0005	.0022	.0014	.0084	.0029	.0000

Elem	V_2924	Zn2062	As1890	Tl1908	Pb2203	Se1960	Sb2068	Al3961	Ca3179
Avg	**.0040**	**-.0006**	**.0038**	**.0005**	**.0010**	**-.0029**	**-.0016**	**1.368**	**18.67**
Stddev	.0000	.0000	.0001	.0004	.0003	.0009	.0004	.010	.02
%RSD	.4780	7.872	3.237	68.88	32.42	29.79	28.57	.7259	.1278
#1	.0040	-.0006	.0039	.0003	.0008	-.0023	-.0019	1.375	18.68
#2	.0040	-.0005	.0037	.0008	.0013	-.0035	-.0012	1.361	18.65

Elem	Fe2599	Mg2790	K_7664	Na5895	B_2089	Mo2020	Pd3404	Si2124	Sn1899
Avg	**.7504**	**.5843**	**3.743**	**22.35**	**.0206**	**.0017**	**.0000**	**5.746**	**-.0019**
Stddev	.0018	.0017	.025	.02	.0001	.0000	.000	.051	.0000
%RSD	.2397	.2995	.6689	.0753	.4414	.7723	663.9	.8952	1.114
#1	.7517	.5830	3.761	22.36	.0206	.0017	.0002	5.782	-.0019
#2	.7491	.5855	3.726	22.34	.0205	.0017	-.0003	5.709	-.0019

Elem	Sr4077	Ti3349	W_2079	Zr3391	S_1820	Bi2230	Li6707
Avg	**.4488**	**.0215**	**-.0009**	**.0002**	**2.369**	**.0009**	**.0051**
Stddev	.0002	.0004	.0007	.0000	.001	.0002	.0008
%RSD	.0350	1.763	79.15	13.76	.0279	20.93	15.59
#1	.4487	.0212	-.0004	.0002	2.369	.0008	.0045
#2	.4489	.0218	-.0014	.0002	2.368	.0011	.0056

Int. Std.	Y_3600	Y_3710	Y_2243	In2306
Avg	**200440.**	**48783.**	**3182.1**	**8051.0**
Stddev	335.	53.	5.3	14.2
%RSD	.16714	.10764	.16504	.17609
#1	200670.	48746.	3185.8	8061.0
#2	200200.	48820.	3178.3	8041.0

Zoom In Zoom Out

Sample Name: jb70044-15 Acquired: 6/26/2014 14:11:35 Type: Unk
Method: Accutest1(v181) Mode: CONC Corr. Factor: 1.000000
User: admin Custom ID1: Custom ID2: Custom ID3:
Comment:

Elem	Ba4554	Be3130	Cd2288	Co2286	Cr2677	Cu3247	Mn2576	Ni2316	Ag3280
Avg	**.0001**	**.0000**	**-.0002**	**.0002**	**.0001**	**.0000**	**.0000**	**.0004**	**-.0001**
Stddev	.0001	.000	.0000	.0002	.0001	.000	.000	.0001	.0004
%RSD	82.48	229.5	6.120	111.0	215.9	2335.	146.8	24.89	645.4
#1	.0001	.0000	-.0002	.0003	.0000	.0001	.0000	.0004	-.0004
#2	.0000	.0000	-.0002	.0000	.0001	-.0002	.0000	.0003	.0002

Elem	V_2924	Zn2062	As1890	Tl1908	Pb2203	Se1960	Sb2068	Al3961	Ca3179
Avg	**.0000**	**-.0026**	**.0008**	**.0034**	**.0004**	**-.0040**	**-.0007**	**-.0003**	**-.0008**
Stddev	.000	.0001	.0003	.0007	.0003	.0003	.0001	.0028	.0002
%RSD	139.7	5.491	37.71	20.76	71.86	7.777	9.575	991.6	24.76
#1	.0000	-.0027	.0010	.0039	.0002	-.0038	-.0006	.0017	-.0010
#2	.0000	-.0025	.0006	.0029	.0006	-.0042	-.0007	-.0022	-.0007

Elem	Fe2599	Mg2790	K_7664	Na5895	B_2089	Mo2020	Pd3404	Si2124	Sn1899
Avg	**-.0024**	**-.0061**	**-.0163**	**-.0278**	**.0000**	**-.0005**	**.0004**	**.0055**	**-.0005**
Stddev	.0002	.0072	.0013	.0002	.000	.0000	.0002	.0001	.0000
%RSD	8.902	118.9	8.191	.7887	5154.	8.102	45.75	.9104	3.297
#1	-.0025	-.0010	-.0153	-.0277	.0001	-.0004	.0003	.0055	-.0005
#2	-.0022	-.0112	-.0172	-.0280	-.0001	-.0005	.0005	.0055	-.0005

Elem	Sr4077	Ti3349	W_2079	Zr3391	S_1820	Bi2230	Li6707
Avg	**-.0001**	**.0004**	**-.0025**	**.0000**	**.0024**	**.0003**	**.0006**
Stddev	.0000	.0003	.0001	.000	.0006	.0002	.0015
%RSD	40.01	72.82	6.013	450.2	24.20	70.37	253.5
#1	-.0001	.0002	-.0024	-.0002	.0020	.0004	-.0005
#2	-.0001	.0007	-.0026	.0001	.0029	.0001	.0016

Int. Std.	Y_3600	Y_3710	Y_2243	In2306
Avg	**202710.**	**49015.**	**3197.8**	**8134.9**
Stddev	140.	219.	10.8	31.5
%RSD	.06917	.44616	.33848	.38670
#1	202610.	49170.	3205.5	8157.1
#2	202810.	48861.	3190.1	8112.7

Zoom In Zoom Out

Sample Name: jb70044-17 Acquired: 6/26/2014 14:17:46 Type: Unk
Method: Accutest1(v181) Mode: CONC Corr. Factor: 1.000000
User: admin Custom ID1: Custom ID2: Custom ID3:
Comment:

Elem	Ba4554	Be3130	Cd2288	Co2286	Cr2677	Cu3247	Mn2576	Ni2316	Ag3280
Avg	**.0330**	**.0001**	**.0000**	**.0034**	**.0003**	**.0007**	**.0099**	**.0038**	**-.0003**
Stddev	.0001	.0000	.000	.0001	.0000	.0001	.0001	.0001	.0000
%RSD	.2229	15.78	145.9	3.390	9.827	21.01	1.275	2.143	10.87
#1	.0331	.0001	.0000	.0034	.0003	.0008	.0100	.0039	-.0003
#2	.0330	.0001	.0000	.0033	.0003	.0006	.0098	.0038	-.0003

Elem	V_2924	Zn2062	As1890	Tl1908	Pb2203	Se1960	Sb2068	Al3961	Ca3179
Avg	**-.0001**	**.0049**	**.0020**	**.0014**	**.0006**	**-.0029**	**-.0017**	**.0222**	**1.013**
Stddev	.0003	.0002	.0001	.0002	.0001	.0001	.0010	.0003	.002
%RSD	542.8	3.766	6.729	12.24	21.52	3.944	60.45	1.284	.1689
#1	.0002	.0047	.0019	.0015	.0005	-.0030	-.0010	.0220	1.015
#2	-.0003	.0050	.0021	.0012	.0007	-.0029	-.0024	.0224	1.012

Elem	Fe2599	Mg2790	K_7664	Na5895	B_2089	Mo2020	Pd3404	Si2124	Sn1899
Avg	**.0077**	**1.086**	**.9831**	**4.276**	**.0153**	**-.0005**	**.0006**	**3.371**	**-.0007**
Stddev	.0004	.007	.0232	.010	.0005	.0000	.0004	.028	.0001
%RSD	4.682	.6072	2.363	.2317	3.486	.4443	59.88	.8248	14.13
#1	.0074	1.081	.9995	4.283	.0149	-.0005	.0004	3.352	-.0007
#2	.0079	1.091	.9666	4.269	.0156	-.0005	.0009	3.391	-.0006

Elem	Sr4077	Ti3349	W_2079	Zr3391	S_1820	Bi2230	Li6707
Avg	**.0158**	**.0007**	**-.0024**	**-.0006**	**.9352**	**.0007**	**.0015**
Stddev	.0001	.0001	.0005	.0001	.0094	.0010	.0002
%RSD	.8108	16.54	21.33	24.99	1.000	138.4	14.98
#1	.0159	.0006	-.0020	-.0005	.9286	.0014	.0016
#2	.0157	.0008	-.0027	-.0007	.9418	.0000	.0013

Int. Std.	Y_3600	Y_3710	Y_2243	In2306
Avg	**204240.**	**49439.**	**3196.6**	**8098.5**
Stddev	2989.	63.	29.1	60.7
%RSD	1.4635	.12746	.90915	.74908
#1	202120.	49395.	3217.1	8141.4
#2	206350.	49484.	3176.0	8055.6

Zoom In Zoom Out

Sample Name: jb70138-1 Acquired: 6/26/2014 14:23:54 Type: Unk
Method: Accutest1(v181) Mode: CONC Corr. Factor: 1.000000
User: admin Custom ID1: Custom ID2: Custom ID3:
Comment:

Elem	Ba4554	Be3130	Cd2288	Co2286	Cr2677	Cu3247	Mn2576	Ni2316
Avg	**.0286**	**-.0001**	**.0000**	**-.0005**	**.0921**	**.0009**	**.0014**	**.0008**
Stddev	.0001	.0000	.000	.0001	.0001	.0000	.0000	.0002
%RSD	.3454	20.28	440.0	12.77	.0880	.6621	1.370	25.94
#1	.0285	-.0001	.0001	-.0006	.0921	.0009	.0014	.0010
#2	.0287	-.0001	-.0001	-.0005	.0920	.0009	.0013	.0007

Elem	Ag3280	V_2924	Zn2062	As1890	Tl1908	Pb2203	Se1960	Sb2068
Avg	**.0008**	**.0506**	**-.0060**	**.0069**	**F -.0064**	**.0019**	**-.0025**	**-.0011**
Stddev	.0004	.0000	.0001	.0012	.0004	.0005	.0009	.0006
%RSD	44.74	.0511	1.204	17.73	6.393	26.53	38.04	54.60
#1	.0011	.0506	-.0059	.0060	-.0061	.0022	-.0031	-.0007
#2	.0006	.0507	-.0060	.0078	-.0067	.0015	-.0018	-.0015

Elem	Al3961	Ca3179	Fe2599	Mg2790	K_7664	Na5895	B_2089	Mo2020
Avg	**.2845**	**67.10**	**.0961**	**.6128**	**5.044**	**21.63**	**.0970**	**.0149**
Stddev	.0041	.06	.0001	.0115	.018	.06	.0003	.0001
%RSD	1.438	.0884	.1240	1.880	.3492	.2803	.2815	.7060
#1	.2816	67.06	.0962	.6209	5.031	21.59	.0968	.0148
#2	.2874	67.15	.0960	.6046	5.056	21.68	.0972	.0150

Elem	Pd3404	Si2124	Sn1899	Sr4077	Ti3349	W_2079	Zr3391	S_1820
Avg	**.0016**	**21.17**	**-.0040**	**.9184**	**.0013**	**.0042**	**-.0036**	**21.18**
Stddev	.0000	.06	.0006	.0020	.0004	.0001	.0000	.05
%RSD	1.360	.2728	16.13	.2172	32.56	1.635	1.308	.2135
#1	.0016	21.13	-.0044	.9170	.0016	.0042	-.0035	21.15
#2	.0016	21.21	-.0035	.9198	.0010	.0042	-.0036	21.21

Elem	Bi2230	Li6707
Avg	**-.0008**	**.0079**
Stddev	.0006	.0001
%RSD	70.19	1.208
#1	-.0004	.0079
#2	-.0013	.0078

Zoom In Zoom Out

Sample Name: jb70138-1 Acquired: 6/26/2014 14:23:54 Type: Unk
Method: Accutest1(v181) Mode: CONC Corr. Factor: 1.000000
User: admin Custom ID1: Custom ID2: Custom ID3:
Comment:

Int. Std.	Y_3600	Y_3710	Y_2243	In2306
Avg	**197290.**	**48468.**	**3119.2**	**7920.3**
Stddev	19.	148.	11.7	19.4
%RSD	.00974	.30530	.37374	.24533
#1	197300.	48573.	3127.4	7934.1
#2	197280.	48363.	3110.9	7906.6

Zoom In Zoom Out

Sample Name: sampleconf Acquired: 6/26/2014 14:30:06 Type: Unk
Method: Accutest1(v181) Mode: CONC Corr. Factor: 1.000000
User: admin Custom ID1: Custom ID2: Custom ID3:
Comment:

Elem	Ba4554	Be3130	Cd2288	Co2286	Cr2677	Cu3247	Mn2576	Ni2316	Ag3280
Avg	**.0001**	**.0000**	**-.0002**	**.0002**	**-.0001**	**-.0003**	**-.0001**	**.0004**	**-.0001**
Stddev	.0001	.000	.0001	.0000	.0000	.0001	.0000	.0000	.0001
%RSD	59.86	38.61	41.69	7.092	29.90	32.66	17.60	2.207	149.5
#1	.0001	.0000	-.0003	.0003	-.0001	-.0004	-.0001	.0004	.0000
#2	.0002	.0000	-.0002	.0002	-.0001	-.0003	-.0001	.0004	-.0002

Elem	V_2924	Zn2062	As1890	Tl1908	Pb2203	Se1960	Sb2068	Al3961	Ca3179
Avg	**-.0001**	**-.0047**	**.0012**	**.0039**	**-.0001**	**-.0041**	**-.0015**	**-.0033**	**-.0157**
Stddev	.0002	.0000	.0002	.0003	.0002	.0010	.0003	.0021	.0012
%RSD	134.5	.7361	19.02	6.453	191.0	24.85	17.44	64.02	7.466
#1	-.0002	-.0047	.0013	.0037	-.0003	-.0048	-.0016	-.0049	-.0166
#2	.0000	-.0047	.0010	.0041	.0000	-.0034	-.0013	-.0018	-.0149

Elem	Fe2599	Mg2790	K_7664	Na5895	B_2089	Mo2020	Pd3404	Si2124	Sn1899
Avg	**-.0028**	**-.0170**	**-.0159**	**-.0226**	**.0001**	**-.0004**	**.0006**	**.0058**	**-.0009**
Stddev	.0006	.0063	.0083	.0031	.0000	.0001	.0002	.0003	.0001
%RSD	20.17	36.96	52.14	13.83	14.73	24.27	26.25	5.291	5.472
#1	-.0024	-.0126	-.0100	-.0249	.0001	-.0004	.0005	.0056	-.0010
#2	-.0032	-.0215	-.0218	-.0204	.0001	-.0003	.0007	.0060	-.0009

Elem	Sr4077	Ti3349	W_2079	Zr3391	S_1820	Bi2230	Li6707
Avg	**.0000**	**.0003**	**-.0032**	**.0000**	**.0012**	**.0002**	**.0012**
Stddev	.000	.0003	.0000	.000	.0004	.0004	.0003
%RSD	54.64	101.2	1.314	1322.	35.72	196.9	21.56
#1	-.0001	.0001	-.0032	.0000	.0015	-.0001	.0013
#2	.0000	.0005	-.0032	.0000	.0009	.0005	.0010

Int. Std.	Y_3600	Y_3710	Y_2243	In2306
Avg	**204140.**	**48731.**	**3180.1**	**8099.2**
Stddev	828.	100.	.5	.9
%RSD	.40580	.20465	.01449	.01144
#1	203560.	48661.	3179.7	8099.9
#2	204730.	48802.	3180.4	8098.6

Zoom In Zoom Out

Sample Name: mp80293-b1 2 Acquired: 6/26/2014 14:36:16 Type: Unk
Method: Accutest1(v181) Mode: CONC Corr. Factor: 1.000000
User: admin Custom ID1: Custom ID2: Custom ID3:
Comment:

Elem	Ba4554	Be3130	Cd2288	Co2286	Cr2677	Cu3247	Mn2576	Ni2316
Avg	**2.013**	**.0497**	**.0499**	**.4986**	**.2023**	**.2355**	**.5131**	**.5143**
Stddev	.006	.0002	.0003	.0003	.0006	.0004	.0008	.0009
%RSD	.3200	.3109	.5550	.0623	.2795	.1702	.1481	.1754
#1	2.008	.0496	.0498	.4984	.2027	.2352	.5136	.5149
#2	2.017	.0498	.0501	.4988	.2019	.2358	.5126	.5137

Elem	Ag3280	V_2924	Zn2062	As1890	Tl1908	Pb2203	Se1960	Sb2068
Avg	**.0501**	**.4972**	**.5408**	**2.062**	**2.124**	**.5150**	**2.147**	**.5143**
Stddev	.0003	.0006	.0057	.002	.001	.0018	.000	.0028
%RSD	.6349	.1202	1.062	.0704	.0328	.3437	.0079	.5472
#1	.0499	.4977	.5448	2.061	2.123	.5162	2.147	.5123
#2	.0504	.4968	.5367	2.063	2.124	.5137	2.147	.5163

Elem	Al3961	Ca3179	Fe2599	Mg2790	K_7664	Na5895	B_2089	Mo2020
Avg	**2.021**	**25.41**	**1.065**	**25.65**	**25.13**	**25.47**	**2.030**	**2.005**
Stddev	.011	.01	.003	.02	.08	.07	.011	.007
%RSD	.5503	.0527	.3002	.0699	.3202	.2869	.5505	.3528
#1	2.013	25.42	1.063	25.66	25.08	25.42	2.022	2.000
#2	2.029	25.40	1.067	25.64	25.19	25.52	2.038	2.010

Elem	Pd3404	Si2124	Sn1899	Sr4077	Ti3349	W_2079	Zr3391	S_1820
Avg	**1.671**	**2.047**	**2.025**	**2.043**	**2.059**	**-.0013**	**-.0014**	**.0365**
Stddev	.002	.008	.003	.022	.004	.0002	.0001	.0298
%RSD	.1190	.3709	.1443	1.091	.1749	13.77	6.375	81.62
#1	1.672	2.041	2.027	2.059	2.062	-.0012	-.0015	.0576
#2	1.670	2.052	2.023	2.027	2.057	-.0014	-.0014	.0155

Elem	Bi2230	Li6707
Avg	F **-.0238**	**.0024**
Stddev	.0003	.0005
%RSD	1.296	22.01
#1	-.0235	.0020
#2	-.0240	.0028

Zoom In Zoom Out

Sample Name: mp80293-b1 2 Acquired: 6/26/2014 14:36:16 Type: Unk
Method: Accutest1(v181) Mode: CONC Corr. Factor: 1.000000
User: admin Custom ID1: Custom ID2: Custom ID3:
Comment:

Int. Std.	Y_3600	Y_3710	Y_2243	In2306
Avg	**194760.**	**47311.**	**3069.9**	**7787.5**
Stddev	84.	113.	18.0	32.0
%RSD	.04311	.23918	.58737	.41097
#1	194700.	47231.	3082.6	7810.1
#2	194820.	47391.	3057.1	7764.9

Zoom In Zoom Out

Sample Name: mp80293-lc1 Acquired: 6/26/2014 14:42:18 Type: Unk
Method: Accutest1(v181) Mode: CONC Corr. Factor: 1.000000
User: admin Custom ID1: Custom ID2: Custom ID3:
Comment:

Elem	Ba4554	Be3130	Cd2288	Co2286	Cr2677	Cu3247	Mn2576	Ni2316	Ag3280
Avg	**.5147**	**.5296**	**.5133**	**.5121**	**.5199**	**.4862**	**.5331**	**.5338**	**.1950**
Stddev	.0004	.0002	.0003	.0016	.0028	.0005	.0008	.0012	.0003
%RSD	.0804	.0317	.0655	.3029	.5378	.1050	.1516	.2265	.1412
#1	.5144	.5295	.5130	.5110	.5179	.4865	.5325	.5329	.1948
#2	.5150	.5297	.5135	.5132	.5218	.4858	.5337	.5346	.1952

Elem	V_2924	Zn2062	As1890	Tl1908	Pb2203	Se1960	Sb2068	Al3961	Ca3179
Avg	**.5113**	**.5620**	**.5163**	**.5402**	**.5243**	**.5330**	**.5040**	**4.961**	**5.821**
Stddev	.0015	.0000	.0001	.0017	.0015	.0012	.0000	.017	.000
%RSD	.2955	.0078	.0200	.3114	.2852	.2194	.0003	.3419	.0042
#1	.5102	.5620	.5164	.5390	.5232	.5322	.5040	4.973	5.821
#2	.5124	.5620	.5162	.5414	.5253	.5338	.5040	4.949	5.821

Elem	Fe2599	Mg2790	K_7664	Na5895	B_2089	Mo2020	Pd3404	Si2124	Sn1899
Avg	**5.776**	**5.583**	**10.11**	**10.21**	**.0025**	**.5112**	**.0003**	**.0005**	**.0005**
Stddev	.015	.006	.03	.01	.0002	.0001	.0003	.0007	.0004
%RSD	.2589	.1108	.2547	.1358	8.286	.0217	110.8	136.2	96.16
#1	5.765	5.579	10.13	10.22	.0026	.5111	.0001	.0011	.0001
#2	5.786	5.588	10.10	10.20	.0023	.5113	.0005	.0000	.0008

Elem	Sr4077	Ti3349	W_2079	Zr3391	S_1820	Bi2230	Li6707
Avg	**-.0002**	**.5155**	**-.0001**	**-.0001**	**.0041**	**-.0070**	**.0017**
Stddev	.0001	.0018	.0002	.0001	.0017	.0004	.0001
%RSD	31.34	.3548	391.6	143.6	39.95	6.081	3.906
#1	-.0002	.5142	.0001	.0000	.0030	-.0067	.0018
#2	-.0003	.5168	-.0002	-.0001	.0053	-.0073	.0017

Int. Std.	Y_3600	Y_3710	Y_2243	In2306
Avg	**197990.**	**47805.**	**3126.2**	**7916.6**
Stddev	369.	148.	2.4	5.4
%RSD	.18648	.30931	.07549	.06847
#1	198250.	47700.	3124.6	7920.5
#2	197730.	47909.	3127.9	7912.8

Zoom In Zoom Out

Sample Name: mp80293-s1 Acquired: 6/26/2014 14:48:17 Type: Unk
Method: Accutest1(v181) Mode: CONC Corr. Factor: 1.000000
User: admin Custom ID1: Custom ID2: Custom ID3:
Comment:

Elem	Ba4554	Be3130	Cd2288	Co2286	Cr2677	Cu3247	Mn2576	Ni2316
Avg	**2.047**	**.0499**	**.0503**	**.5001**	**.2027**	**.2385**	**.5855**	**.5164**
Stddev	.001	.0001	.0001	.0010	.0014	.0009	.0027	.0001
%RSD	.0268	.1041	.1131	.1934	.6722	.3865	.4597	.0099
#1	2.047	.0498	.0503	.4994	.2037	.2392	.5874	.5164
#2	2.048	.0499	.0502	.5008	.2018	.2379	.5836	.5165

Elem	Ag3280	V_2924	Zn2062	As1890	Tl1908	Pb2203	Se1960	Sb2068
Avg	**.0507**	**.4995**	**.5408**	**2.075**	**2.126**	**.5163**	**2.144**	**.5170**
Stddev	.0001	.0024	.0014	.007	.000	.0006	.008	.0002
%RSD	.1046	.4855	.2618	.3520	.0191	.1068	.3664	.0391
#1	.0506	.5012	.5398	2.070	2.127	.5166	2.138	.5168
#2	.0507	.4978	.5418	2.080	2.126	.5159	2.150	.5171

Elem	Al3961	Ca3179	Fe2599	Mg2790	K_7664	Na5895	B_2089	Mo2020
Avg	**2.636**	**54.56**	**3.389**	**33.62**	**26.88**	**32.90**	**2.093**	**2.027**
Stddev	.009	.17	.016	.17	.06	.04	.007	.006
%RSD	.3432	.3055	.4652	.5186	.2130	.1190	.3200	.3128
#1	2.630	54.45	3.378	33.50	26.84	32.87	2.088	2.022
#2	2.642	54.68	3.401	33.74	26.92	32.93	2.098	2.031

Elem	Pd3404	Si2124	Sn1899	Sr4077	Ti3349	W_2079	Zr3391	S_1820
Avg	**1.667**	**6.274**	**2.041**	**2.249**	**2.095**	**-.0010**	**-.0013**	**6.631**
Stddev	.004	.027	.006	.012	.007	.0004	.0001	.026
%RSD	.2297	.4256	.2942	.5491	.3504	38.28	6.995	.3887
#1	1.670	6.255	2.037	2.258	2.100	-.0008	-.0013	6.613
#2	1.664	6.293	2.045	2.241	2.090	-.0013	-.0012	6.649

Elem	Bi2230	Li6707
Avg	F **-.0236**	**.0030**
Stddev	.0000	.0007
%RSD	.1911	22.38
#1	-.0236	.0035
#2	-.0237	.0026

Zoom In Zoom Out

Sample Name: mp80293-s1 Acquired: 6/26/2014 14:48:17 Type: Unk
Method: Accutest1(v181) Mode: CONC Corr. Factor: 1.000000
User: admin Custom ID1: Custom ID2: Custom ID3:
Comment:

Int. Std.	Y_3600	Y_3710	Y_2243	In2306
Avg	**193830.**	**47685.**	**3066.3**	**7757.1**
Stddev	1146.	141.	10.3	7.6
%RSD	.59131	.29580	.33720	.09815
#1	193020.	47784.	3073.6	7762.5
#2	194640.	47585.	3059.0	7751.8

Zoom In Zoom Out

Sample Name: mp80293-s2 Acquired: 6/26/2014 14:54:20 Type: Unk
Method: Accutest1(v181) Mode: CONC Corr. Factor: 1.000000
User: admin Custom ID1: Custom ID2: Custom ID3:
Comment:

Elem	Ba4554	Be3130	Cd2288	Co2286	Cr2677	Cu3247	Mn2576	Ni2316
Avg	**2.032**	**.0495**	**.0497**	**.4946**	**.2003**	**.2354**	**.5775**	**.5103**
Stddev	.002	.0001	.0001	.0004	.0001	.0005	.0010	.0003
%RSD	.0959	.2215	.2233	.0813	.0548	.2320	.1739	.0657
#1	2.031	.0494	.0498	.4944	.2002	.2358	.5767	.5101
#2	2.033	.0496	.0496	.4949	.2004	.2350	.5782	.5105

Elem	Ag3280	V_2924	Zn2062	As1890	Tl1908	Pb2203	Se1960	Sb2068
Avg	**.0502**	**.4942**	**.5348**	**2.050**	**2.101**	**.5101**	**2.122**	**.5095**
Stddev	.0000	.0006	.0015	.001	.001	.0017	.004	.0004
%RSD	.0252	.1255	.2792	.0397	.0262	.3252	.1634	.0762
#1	.0502	.4937	.5337	2.051	2.102	.5089	2.120	.5098
#2	.0502	.4946	.5358	2.050	2.101	.5112	2.125	.5092

Elem	Al3961	Ca3179	Fe2599	Mg2790	K_7664	Na5895	B_2089	Mo2020
Avg	**2.625**	**54.19**	**3.382**	**33.41**	**26.69**	**32.61**	**2.060**	**1.993**
Stddev	.008	.02	.003	.01	.05	.04	.003	.000
%RSD	.3055	.0366	.0965	.0358	.1965	.1232	.1237	.0195
#1	2.631	54.20	3.380	33.42	26.65	32.58	2.058	1.994
#2	2.619	54.18	3.384	33.40	26.73	32.64	2.062	1.993

Elem	Pd3404	Si2124	Sn1899	Sr4077	Ti3349	W_2079	Zr3391	S_1820
Avg	**1.633**	**6.173**	**2.007**	**2.199**	**2.056**	**-.0015**	**-.0017**	**6.551**
Stddev	.003	.004	.003	.014	.005	.0004	.0001	.006
%RSD	.1570	.0733	.1440	.6547	.2400	23.71	4.532	.0858
#1	1.635	6.170	2.005	2.209	2.053	-.0017	-.0017	6.547
#2	1.632	6.176	2.009	2.189	2.060	-.0012	-.0016	6.555

Elem	Bi2230	Li6707
Avg	F **-.0237**	**.0038**
Stddev	.0004	.0002
%RSD	1.750	4.304
#1	-.0234	.0036
#2	-.0240	.0039

Zoom In Zoom Out

Sample Name: mp80293-s2 Acquired: 6/26/2014 14:54:20 Type: Unk
Method: Accutest1(v181) Mode: CONC Corr. Factor: 1.000000
User: admin Custom ID1: Custom ID2: Custom ID3:
Comment:

Int. Std.	Y_3600	Y_3710	Y_2243	In2306
Avg	**194740.**	**47633.**	**3079.8**	**7786.3**
Stddev	387.	61.	6.1	5.8
%RSD	.19868	.12751	.19820	.07501
#1	195020.	47590.	3084.1	7790.4
#2	194470.	47676.	3075.4	7782.1

Zoom In Zoom Out

Sample Name: ccv Acquired: 6/26/2014 15:00:25 Type: QC
Method: Accutest1(v181) Mode: CONC Corr. Factor: 1.000000
User: admin Custom ID1: Custom ID2: Custom ID3:
Comment:

Elem	Ba4554	Be3130	Cd2288	Co2286	Cr2677	Cu3247	Mn2576	Ni2316	Ag3280
Units	ppm	ppm	ppm	ppm	ppm	ppm	ppm	ppm	ppm
Avg	**2.032**	**2.059**	**2.028**	**2.042**	**2.014**	**1.979**	**2.066**	**2.059**	**.2466**
Stddev	.001	.003	.002	.002	.003	.001	.004	.002	.0004
%RSD	.0323	.1335	.1118	.0947	.1429	.0522	.1684	.0847	.1755
#1	2.031	2.061	2.027	2.043	2.012	1.979	2.064	2.060	.2469
#2	2.032	2.057	2.030	2.041	2.016	1.980	2.069	2.058	.2463
Check ?	Chk Pass	Chk Pass	Chk Pass	Chk Pass	Chk Pass	Chk Pass	Chk Pass	Chk Pass	Chk Pass
Value									
Range									

Elem	V_2924	Zn2062	As1890	Tl1908	Pb2203	Se1960	Sb2068	Al3961	Ca3179
Units	ppm	ppm	ppm	ppm	ppm	ppm	ppm	ppm	ppm
Avg	**1.991**	**2.065**	**2.024**	**2.067**	**2.038**	**2.035**	**2.020**	**39.55**	**40.87**
Stddev	.002	.004	.004	.002	.003	.002	.002	.04	.05
%RSD	.0980	.1780	.2142	.1086	.1514	.1181	.0989	.1059	.1240
#1	1.989	2.067	2.021	2.065	2.040	2.033	2.019	39.52	40.84
#2	1.992	2.062	2.027	2.068	2.036	2.037	2.022	39.58	40.91
Check ?	Chk Pass	Chk Pass	Chk Pass	Chk Pass	Chk Pass	Chk Pass	Chk Pass	Chk Pass	Chk Pass
Value									
Range									

Elem	Fe2599	Mg2790	K_7664	Na5895	B_2089	Mo2020	Pd3404	Si2124	Sn1899
Units	ppm	ppm	ppm	ppm	ppm	ppm	ppm	ppm	ppm
Avg	**40.76**	**39.67**	**39.60**	**39.75**	**2.015**	**2.029**	**1.977**	**4.988**	**2.045**
Stddev	.04	.04	.01	.03	.005	.003	.001	.016	.002
%RSD	.1049	.0960	.0372	.0706	.2354	.1261	.0415	.3168	.0786
#1	40.73	39.64	39.59	39.73	2.012	2.027	1.976	4.977	2.044
#2	40.79	39.70	39.61	39.77	2.018	2.030	1.977	4.999	2.046
Check ?	Chk Pass	Chk Pass	Chk Pass	Chk Pass	Chk Pass	Chk Pass	Chk Pass	Chk Pass	Chk Pass
Value									
Range									

Zoom In Zoom Out

Sample Name: ccv Acquired: 6/26/2014 15:00:25 Type: QC
Method: Accutest1(v181) Mode: CONC Corr. Factor: 1.000000
User: admin Custom ID1: Custom ID2: Custom ID3:
Comment:

Elem	Sr4077	Ti3349	W_2079	Zr3391	S_1820	Bi2230	Li6707
Units	ppm	ppm	ppm	ppm	ppm	ppm	ppm
Avg	**1.994**	**2.009**	**1.955**	**2.010**	**1.998**	**2.000**	**1.974**
Stddev	.008	.000	.011	.002	.001	.007	.001
%RSD	.4124	.0197	.5647	.1121	.0637	.3313	.0604
#1	2.000	2.009	1.947	2.009	1.997	1.995	1.975
#2	1.988	2.009	1.963	2.012	1.999	2.005	1.973
Check ?	Chk Pass	Chk Pass	Chk Pass	Chk Pass	Chk Pass	Chk Pass	Chk Pass
Value							
Range							

Int. Std.	Y_3600	Y_3710	Y_2243	In2306
Units	Cts/S	Cts/S	Cts/S	Cts/S
Avg	**191460.**	**46976.**	**3075.6**	**7773.0**
Stddev	63.	113.	4.3	5.3
%RSD	.03265	.23986	.13846	.06837
#1	191420.	47055.	3078.6	7769.2
#2	191510.	46896.	3072.6	7776.7

Zoom In Zoom Out

Sample Name: ccb Acquired: 6/26/2014 15:06:39 Type: QC
Method: Accutest1(v181) Mode: CONC Corr. Factor: 1.000000
User: admin Custom ID1: Custom ID2: Custom ID3:
Comment:

Elem	Ba4554	Be3130	Cd2288	Co2286	Cr2677	Cu3247	Mn2576	Ni2316	Ag3280
Units	ppm	ppm	ppm	ppm	ppm	ppm	ppm	ppm	ppm
Avg	**.0001**	**.0000**	**.0000**	**.0001**	**.0000**	**-.0003**	**-.0001**	**-.0001**	**-.0004**
Stddev	.0000	.000	.0000	.0001	.000	.0001	.0000	.0001	.0001
%RSD	2.721	10.21	99.48	160.2	348.4	33.22	46.66	115.4	35.50
#1	.0001	.0000	.0000	.0000	-.0001	-.0003	-.0001	-.0001	-.0003
#2	.0001	.0000	.0001	.0002	.0000	-.0004	-.0001	.0000	-.0005
Check ?	Chk Pass	Chk Pass	Chk Pass	Chk Pass	Chk Pass	Chk Pass	Chk Pass	Chk Pass	Chk Pass
High Limit									
Low Limit									

Elem	V_2924	Zn2062	As1890	Tl1908	Pb2203	Se1960	Sb2068	Al3961	Ca3179
Units	ppm	ppm	ppm	ppm	ppm	ppm	ppm	ppm	ppm
Avg	**.0000**	**-.0055**	**.0011**	**.0011**	**-.0003**	**-.0017**	**.0004**	**-.0093**	**-.0194**
Stddev	.0001	.0001	.0004	.0006	.0006	.0000	.0005	.0070	.0012
%RSD	259.8	1.362	35.73	49.88	195.2	.5566	123.7	75.29	6.351
#1	.0000	-.0056	.0008	.0007	-.0008	-.0017	.0000	-.0044	-.0202
#2	.0001	-.0055	.0013	.0015	.0001	-.0017	.0007	-.0143	-.0185
Check ?	Chk Pass	Chk Pass	Chk Pass	Chk Pass	Chk Pass	Chk Pass	Chk Pass	Chk Pass	Chk Pass
High Limit									
Low Limit									

Elem	Fe2599	Mg2790	K_7664	Na5895	B_2089	Mo2020	Pd3404	Si2124	Sn1899
Units	ppm	ppm	ppm	ppm	ppm	ppm	ppm	ppm	ppm
Avg	**-.0039**	**-.0035**	**-.0239**	**-.0130**	**.0028**	**.0000**	**.0001**	**.0020**	**.0006**
Stddev	.0008	.0052	.0029	.0016	.0002	.0001	.0007	.0003	.0001
%RSD	21.38	147.7	12.21	12.48	7.245	272.4	579.7	15.44	16.94
#1	-.0033	-.0072	-.0218	-.0119	.0026	.0001	-.0004	.0018	.0005
#2	-.0044	.0002	-.0259	-.0142	.0029	.0000	.0006	.0022	.0007
Check ?	Chk Pass	Chk Pass	Chk Pass	Chk Pass	Chk Pass	Chk Pass	Chk Pass	Chk Pass	Chk Pass
High Limit									
Low Limit									

Zoom In Zoom Out

Sample Name: ccb Acquired: 6/26/2014 15:06:39 Type: QC
Method: Accutest1(v181) Mode: CONC Corr. Factor: 1.000000
User: admin Custom ID1: Custom ID2: Custom ID3:
Comment:

Elem	Sr4077	Ti3349	W_2079	Zr3391	S_1820	Bi2230	Li6707
Units	ppm	ppm	ppm	ppm	ppm	ppm	ppm
Avg	**.0000**	**.0001**	**.0032**	**.0002**	**.0008**	**-.0010**	**.0017**
Stddev	.000	.0000	.0012	.0001	.0004	.0005	.0005
%RSD	33.10	58.21	36.51	31.68	57.58	53.88	30.81
#1	.0000	.0000	.0040	.0002	.0005	-.0006	.0020
#2	-.0001	.0001	.0023	.0002	.0011	-.0013	.0013
Check ?	Chk Pass	Chk Pass	Chk Pass	Chk Pass	Chk Pass	Chk Pass	Chk Pass
High Limit							
Low Limit							

Int. Std.	Y_3600	Y_3710	Y_2243	In2306
Units	Cts/S	Cts/S	Cts/S	Cts/S
Avg	**201240.**	**47835.**	**3182.2**	**8049.7**
Stddev	144.	175.	17.0	38.5
%RSD	.07146	.36491	.53500	.47793
#1	201340.	47959.	3194.3	8077.0
#2	201140.	47712.	3170.2	8022.5

Zoom In Zoom Out

Sample Name: mp80293-mb1 2 Acquired: 6/26/2014 15:12:50 Type: Unk
Method: Accutest1(v181) Mode: CONC Corr. Factor: 1.000000
User: admin Custom ID1: Custom ID2: Custom ID3:
Comment:

Elem	Ba4554	Be3130	Cd2288	Co2286	Cr2677	Cu3247	Mn2576	Ni2316	Ag3280
Avg	**.0002**	**.0000**	**.0001**	**-.0001**	**.0000**	**.0001**	**.0000**	**-.0002**	**-.0004**
Stddev	.0001	.0000	.0000	.0002	.0000	.0001	.000	.0004	.0002
%RSD	38.24	8.763	47.30	273.0	96.78	42.63	56.28	180.6	44.78
#1	.0003	.0000	.0001	.0001	.0000	.0001	.0000	.0001	-.0005
#2	.0002	.0000	.0001	-.0002	.0001	.0002	-.0001	-.0005	-.0003

Elem	V_2924	Zn2062	As1890	Tl1908	Pb2203	Se1960	Sb2068	Al3961	Ca3179
Avg	**-.0002**	**-.0046**	**.0008**	**.0002**	**-.0001**	**.0002**	**-.0002**	**-.0077**	**-.0097**
Stddev	.0001	.0001	.0004	.0001	.0003	.0002	.0002	.0005	.0015
%RSD	54.53	2.322	50.94	65.84	244.7	83.72	94.46	6.801	15.57
#1	-.0003	-.0045	.0005	.0001	.0001	.0003	-.0001	-.0073	-.0087
#2	-.0001	-.0047	.0011	.0003	-.0004	.0001	-.0003	-.0081	-.0108

Elem	Fe2599	Mg2790	K_7664	Na5895	B_2089	Mo2020	Pd3404	Si2124	Sn1899
Avg	**-.0035**	**-.0078**	**.0027**	**-.0194**	**.0019**	**-.0001**	**.0008**	**.0080**	**.0001**
Stddev	.0001	.0039	.0046	.0031	.0001	.0001	.0008	.0005	.0003
%RSD	2.111	49.76	172.0	16.21	7.537	80.16	108.8	6.070	486.3
#1	-.0035	-.0051	.0060	-.0216	.0020	-.0001	.0002	.0077	.0003
#2	-.0034	-.0105	-.0006	-.0171	.0018	.0000	.0014	.0083	-.0001

Elem	Sr4077	Ti3349	W_2079	Zr3391	S_1820	Bi2230	Li6707
Avg	**-.0001**	**.0002**	**.0003**	**.0002**	**.0001**	**-.0007**	**.0013**
Stddev	.0000	.0004	.0002	.0000	.0010	.0000	.0007
%RSD	15.04	166.6	60.79	23.88	1156.	5.705	56.24
#1	-.0001	.0000	.0002	.0002	-.0006	-.0007	.0018
#2	-.0001	.0005	.0004	.0002	.0008	-.0006	.0008

Int. Std.	Y_3600	Y_3710	Y_2243	In2306
Avg	**202040.**	**48176.**	**3166.3**	**8032.3**
Stddev	19.	126.	1.1	7.3
%RSD	.00964	.26180	.03539	.09104
#1	202030.	48265.	3165.5	8037.5
#2	202050.	48087.	3167.1	8027.1

Zoom In Zoom Out

Sample Name: jb70033-1 Acquired: 6/26/2014 15:18:59 Type: Unk
Method: Accutest1(v181) Mode: CONC Corr. Factor: 1.000000
User: admin Custom ID1: Custom ID2: Custom ID3:
Comment:

Elem	Ba4554	Be3130	Cd2288	Co2286	Cr2677	Cu3247	Mn2576	Ni2316
Avg	**.0329**	**.0000**	**.0001**	**.0006**	**.0014**	**.0021**	**.0709**	**.0026**
Stddev	.0001	.0000	.0002	.0000	.0000	.0001	.0006	.0001
%RSD	.3438	104.8	140.4	4.709	1.264	4.587	.8234	3.195
#1	.0329	.0000	.0003	.0006	.0015	.0021	.0713	.0025
#2	.0328	.0000	.0000	.0006	.0014	.0020	.0705	.0027

Elem	Ag3280	V_2924	Zn2062	As1890	Tl1908	Pb2203	Se1960	Sb2068
Avg	**.0004**	**.0023**	**.0012**	**.0042**	F **-.0026**	**.0014**	**-.0002**	**-.0001**
Stddev	.0002	.0002	.0001	.0001	.0009	.0006	.0004	.0007
%RSD	45.85	10.00	9.097	2.002	34.50	42.97	180.0	1150.
#1	.0005	.0025	.0013	.0042	-.0019	.0010	-.0005	.0004
#2	.0003	.0021	.0011	.0041	-.0032	.0018	.0001	-.0005

Elem	Al3961	Ca3179	Fe2599	Mg2790	K_7664	Na5895	B_2089	Mo2020
Avg	**.6305**	**29.46**	**2.455**	**8.151**	**1.703**	**7.283**	**.0350**	**.0007**
Stddev	.0003	.00	.008	.028	.019	.003	.0002	.0001
%RSD	.0522	.0033	.3320	.3407	1.135	.0412	.6960	18.27
#1	.6307	29.47	2.461	8.132	1.717	7.281	.0348	.0006
#2	.6303	29.46	2.449	8.171	1.689	7.285	.0351	.0008

Elem	Pd3404	Si2124	Sn1899	Sr4077	Ti3349	W_2079	Zr3391	S_1820
Avg	**.0005**	**4.122**	**-.0018**	**.2366**	**.0133**	**-.0004**	**-.0002**	**6.454**
Stddev	.0005	.005	.0003	.0002	.0014	.0003	.0001	.014
%RSD	111.0	.1267	16.85	.1025	10.47	73.89	67.74	.2113
#1	.0009	4.118	-.0020	.2368	.0143	-.0002	-.0001	6.445
#2	.0001	4.126	-.0016	.2365	.0123	-.0007	-.0003	6.464

Elem	Bi2230	Li6707
Avg	**-.0002**	**.0037**
Stddev	.0008	.0002
%RSD	316.8	5.907
#1	-.0008	.0035
#2	.0003	.0038

Zoom In Zoom Out

Sample Name: jb70033-1 Acquired: 6/26/2014 15:18:59 Type: Unk
Method: Accutest1(v181) Mode: CONC Corr. Factor: 1.000000
User: admin Custom ID1: Custom ID2: Custom ID3:
Comment:

Int. Std.	Y_3600	Y_3710	Y_2243	In2306
Avg	**198940.**	**47640.**	**3121.1**	**7915.1**
Stddev	1358.	38.	3.1	3.9
%RSD	.68248	.07874	.09790	.04985
#1	197980.	47667.	3123.2	7912.3
#2	199900.	47614.	3118.9	7917.9

Zoom In Zoom Out

Sample Name: mp80293-sd1 Acquired: 6/26/2014 15:25:05 Type: Unk
Method: Accutest1(v181) Mode: CONC Corr. Factor: 5.000000
User: admin Custom ID1: Custom ID2: Custom ID3:
Comment:

Elem	Ba4554	Be3130	Cd2288	Co2286	Cr2677	Cu3247	Mn2576	Ni2316	Ag3280
Avg	**.0351**	**-.0002**	**-.0004**	**.0007**	**.0019**	**-.0008**	**.0742**	**.0039**	**-.0006**
Stddev	.0011	.0000	.0000	.0002	.0001	.0011	.0015	.0011	.0005
%RSD	3.084	18.67	4.085	26.44	3.395	130.1	1.972	27.46	70.96
#1	.0359	-.0002	-.0004	.0006	.0019	-.0001	.0752	.0047	-.0010
#2	.0344	-.0002	-.0004	.0009	.0019	-.0016	.0732	.0031	-.0003

Elem	V_2924	Zn2062	As1890	Tl1908	Pb2203	Se1960	Sb2068	Al3961	Ca3179
Avg	**.0027**	**-.0124**	**.0041**	**.0041**	**-.0001**	**-.0071**	**.0002**	**.6331**	**30.08**
Stddev	.0006	.0007	.0010	.0050	.0005	.0044	.0002	.0216	.59
%RSD	20.90	5.613	25.57	121.5	566.9	62.04	131.9	3.418	1.950
#1	.0031	-.0119	.0048	.0006	-.0005	-.0040	.0003	.6484	30.50
#2	.0023	-.0129	.0033	.0076	.0003	-.0103	.0000	.6178	29.67

Elem	Fe2599	Mg2790	K_7664	Na5895	B_2089	Mo2020	Pd3404	Si2124	Sn1899
Avg	**2.507**	**8.330**	**1.567**	**7.289**	**.0414**	**.0005**	**.0014**	**4.220**	**-.0026**
Stddev	.057	.192	.158	.140	.0014	.0003	.0007	.002	.0022
%RSD	2.273	2.309	10.08	1.913	3.266	54.46	48.44	.0497	86.75
#1	2.548	8.466	1.679	7.387	.0424	.0007	.0009	4.221	-.0041
#2	2.467	8.194	1.456	7.190	.0404	.0003	.0018	4.218	-.0010

Elem	Sr4077	Ti3349	W_2079	Zr3391	S_1820	Bi2230	Li6707
Avg	**.2396**	**.0129**	**-.0126**	**-.0012**	**6.591**	**-.0017**	**.0104**
Stddev	.0050	.0003	.0022	.0003	.001	.0040	.0046
%RSD	2.068	1.998	17.27	22.47	.0213	229.1	44.79
#1	.2431	.0130	-.0141	-.0010	6.592	-.0045	.0136
#2	.2361	.0127	-.0110	-.0014	6.590	.0011	.0071

Int. Std.	Y_3600	Y_3710	Y_2243	In2306
Avg	**197740.**	**47538.**	**3163.2**	**8022.9**
Stddev	2690.	777.	4.9	17.7
%RSD	1.3605	1.6337	.15383	.22105
#1	195840.	46989.	3166.6	8035.4
#2	199650.	48087.	3159.8	8010.3

Zoom In Zoom Out

Sample Name: mp80293-s3 Acquired: 6/26/2014 15:38:12 Type: Unk
Method: Accutest1(v181) Mode: CONC Corr. Factor: 1.000000
User: admin Custom ID1: Custom ID2: Custom ID3:
Comment:

Elem	Ba4554	Be3130	Cd2288	Co2286	Cr2677	Cu3247	Mn2576	Ni2316
Avg	**2.046**	**.0496**	**.0507**	**.5013**	**.2015**	**.2370**	**.5844**	**.5180**
Stddev	.001	.0002	.0001	.0025	.0004	.0003	.0010	.0021
%RSD	.0606	.3512	.1830	.4894	.1755	.1122	.1677	.4139
#1	2.046	.0498	.0507	.4996	.2018	.2371	.5851	.5164
#2	2.045	.0495	.0506	.5031	.2013	.2368	.5837	.5195

Elem	Ag3280	V_2924	Zn2062	As1890	Tl1908	Pb2203	Se1960	Sb2068
Avg	**.0502**	**.4980**	**.5394**	**2.083**	**2.129**	**.5159**	**2.158**	**.5198**
Stddev	.0004	.0013	.0019	.011	.010	.0025	.009	.0012
%RSD	.8170	.2665	.3477	.5222	.4702	.4852	.4016	.2314
#1	.0505	.4990	.5381	2.076	2.121	.5141	2.152	.5190
#2	.0499	.4971	.5407	2.091	2.136	.5177	2.164	.5207

Elem	Al3961	Ca3179	Fe2599	Mg2790	K_7664	Na5895	B_2089	Mo2020
Avg	**2.125**	**54.73**	**2.826**	**33.40**	**26.74**	**32.96**	**2.098**	**2.027**
Stddev	.005	.03	.002	.07	.03	.03	.006	.008
%RSD	.2381	.0460	.0631	.2155	.0974	.1002	.2985	.4018
#1	2.122	54.74	2.824	33.45	26.75	32.99	2.094	2.021
#2	2.129	54.71	2.827	33.34	26.72	32.94	2.103	2.032

Elem	Pd3404	Si2124	Sn1899	Sr4077	Ti3349	W_2079	Zr3391	S_1820
Avg	**1.637**	**5.461**	**2.041**	**2.265**	**2.076**	**-.0002**	**-.0017**	**6.657**
Stddev	.004	.019	.006	.021	.003	.0005	.0000	.027
%RSD	.2308	.3540	.3084	.9475	.1432	222.2	.5387	.4060
#1	1.640	5.448	2.036	2.280	2.078	-.0006	-.0017	6.637
#2	1.634	5.475	2.045	2.249	2.074	.0001	-.0017	6.676

Elem	Bi2230	Li6707
Avg	F **-.0249**	**.0030**
Stddev	.0010	.0003
%RSD	3.936	9.821
#1	-.0242	.0027
#2	-.0256	.0032

Zoom In Zoom Out

Sample Name: mp80293-s3 Acquired: 6/26/2014 15:38:12 Type: Unk
Method: Accutest1(v181) Mode: CONC Corr. Factor: 1.000000
User: admin Custom ID1: Custom ID2: Custom ID3:
Comment:

Int. Std.	Y_3600	Y_3710	Y_2243	In2306
Avg	**193200.**	**47565.**	**3047.7**	**7719.8**
Stddev	636.	76.	8.5	31.7
%RSD	.32916	.15988	.27765	.41056
#1	192750.	47618.	3053.7	7742.2
#2	193650.	47511.	3041.7	7697.4

Zoom In Zoom Out

Sample Name: mp80293-s4 Acquired: 6/26/2014 15:44:16 Type: Unk
Method: Accutest1(v181) Mode: CONC Corr. Factor: 1.000000
User: admin Custom ID1: Custom ID2: Custom ID3:
Comment:

Elem	Ba4554	Be3130	Cd2288	Co2286	Cr2677	Cu3247	Mn2576	Ni2316
Avg	**2.038**	**.0497**	**.0504**	**.4949**	**.2003**	**.2349**	**.5818**	**.5122**
Stddev	.014	.0005	.0001	.0010	.0007	.0002	.0003	.0006
%RSD	.7037	.9192	.1928	.1961	.3432	.0742	.0585	.1131
#1	2.048	.0501	.0504	.4942	.1998	.2350	.5816	.5118
#2	2.028	.0494	.0505	.4955	.2008	.2348	.5820	.5126

Elem	Ag3280	V_2924	Zn2062	As1890	Tl1908	Pb2203	Se1960	Sb2068
Avg	**.0497**	**.4949**	**.5347**	**2.058**	**2.107**	**.5103**	**2.129**	**.5126**
Stddev	.0001	.0010	.0009	.007	.002	.0010	.004	.0006
%RSD	.1387	.2121	.1734	.3384	.0914	.1926	.1685	.1249
#1	.0497	.4956	.5340	2.053	2.106	.5096	2.126	.5121
#2	.0498	.4941	.5353	2.063	2.108	.5110	2.132	.5130

Elem	Al3961	Ca3179	Fe2599	Mg2790	K_7664	Na5895	B_2089	Mo2020
Avg	**2.119**	**54.54**	**2.808**	**33.59**	**26.83**	**32.90**	**2.066**	**1.997**
Stddev	.018	.41	.023	.26	.23	.26	.002	.003
%RSD	.8584	.7570	.8274	.7678	.8514	.7801	.0717	.1601
#1	2.132	54.83	2.825	33.77	26.99	33.08	2.065	1.995
#2	2.106	54.25	2.792	33.40	26.67	32.72	2.067	1.999

Elem	Pd3404	Si2124	Sn1899	Sr4077	Ti3349	W_2079	Zr3391	S_1820
Avg	**1.612**	**5.335**	**2.013**	**2.249**	**2.061**	**-.0007**	**-.0019**	**6.534**
Stddev	.006	.008	.003	.008	.000	.0005	.0001	.011
%RSD	.3493	.1481	.1499	.3407	.0213	61.75	7.424	.1626
#1	1.616	5.329	2.011	2.254	2.060	-.0004	-.0020	6.527
#2	1.608	5.340	2.015	2.243	2.061	-.0011	-.0018	6.542

Elem	Bi2230	Li6707
Avg	F **-.0244**	**.0026**
Stddev	.0000	.0003
%RSD	.0805	12.94
#1	-.0245	.0023
#2	-.0244	.0028

Zoom In Zoom Out

Sample Name: mp80293-s4 Acquired: 6/26/2014 15:44:16 Type: Unk
Method: Accutest1(v181) Mode: CONC Corr. Factor: 1.000000
User: admin Custom ID1: Custom ID2: Custom ID3:
Comment:

Int. Std.	Y_3600	Y_3710	Y_2243	In2306
Avg	**193860.**	**47195.**	**3054.6**	**7761.3**
Stddev	116.	251.	5.6	10.4
%RSD	.05961	.53122	.18471	.13341
#1	193950.	47018.	3058.6	7768.6
#2	193780.	47372.	3050.6	7754.0

Zoom In Zoom Out

Sample Name: jb70033-1f Acquired: 6/26/2014 15:50:21 Type: Unk
Method: Accutest1(v181) Mode: CONC Corr. Factor: 1.000000
User: admin Custom ID1: Custom ID2: Custom ID3:
Comment:

Elem	Ba4554	Be3130	Cd2288	Co2286	Cr2677	Cu3247	Mn2576	Ni2316	Ag3280
Avg	**.0286**	**.0000**	**.0001**	**.0007**	**.0005**	**.0006**	**.0716**	**.0024**	**.0005**
Stddev	.0001	.000	.0002	.0003	.0002	.0002	.0002	.0000	.0001
%RSD	.2819	33.81	330.3	44.69	37.33	29.50	.2673	.0432	25.79
#1	.0285	.0000	.0002	.0009	.0006	.0007	.0714	.0024	.0006
#2	.0286	.0000	-.0001	.0005	.0004	.0005	.0717	.0024	.0004

Elem	V_2924	Zn2062	As1890	Tl1908	Pb2203	Se1960	Sb2068	Al3961	Ca3179
Avg	**.0005**	**-.0025**	**.0033**	**-.0009**	**-.0008**	**.0002**	**-.0005**	**.1084**	**29.70**
Stddev	.0003	.0001	.0001	.0003	.0003	.0001	.0003	.0023	.01
%RSD	57.90	3.881	3.174	37.44	41.28	92.44	58.05	2.167	.0390
#1	.0006	-.0025	.0032	-.0007	-.0010	.0001	-.0007	.1100	29.71
#2	.0003	-.0024	.0034	-.0012	-.0005	.0003	-.0003	.1067	29.69

Elem	Fe2599	Mg2790	K_7664	Na5895	B_2089	Mo2020	Pd3404	Si2124	Sn1899
Avg	**1.787**	**8.160**	**1.635**	**7.392**	**.0362**	**.0007**	**.0003**	**3.242**	**-.0011**
Stddev	.004	.020	.004	.023	.0003	.0001	.0005	.003	.0001
%RSD	.2514	.2388	.2451	.3068	.6970	8.881	179.4	.0768	4.956
#1	1.783	8.173	1.632	7.376	.0364	.0007	-.0001	3.244	-.0012
#2	1.790	8.146	1.637	7.408	.0361	.0008	.0007	3.240	-.0011

Elem	Sr4077	Ti3349	W_2079	Zr3391	S_1820	Bi2230	Li6707
Avg	**.2395**	**.0004**	**-.0024**	**-.0006**	**6.473**	**-.0005**	**.0022**
Stddev	.0004	.0001	.0001	.0002	.003	.0005	.0001
%RSD	.1771	31.10	3.292	31.30	.0411	104.9	4.651
#1	.2392	.0004	-.0024	-.0004	6.475	-.0009	.0023
#2	.2398	.0003	-.0025	-.0007	6.471	-.0001	.0022

Int. Std.	Y_3600	Y_3710	Y_2243	In2306
Avg	**197210.**	**47508.**	**3107.6**	**7911.7**
Stddev	11.	2.	3.8	8.4
%RSD	.00574	.00356	.12262	.10652
#1	197220.	47507.	3104.9	7917.6
#2	197210.	47510.	3110.3	7905.7

Zoom In Zoom Out

Sample Name: mp80293-sd2 Acquired: 6/26/2014 15:56:27 Type: Unk
Method: Accutest1(v181) Mode: CONC Corr. Factor: 5.000000
User: admin Custom ID1: Custom ID2: Custom ID3:
Comment:

Elem	Ba4554	Be3130	Cd2288	Co2286	Cr2677	Cu3247	Mn2576	Ni2316	Ag3280
Avg	**.0300**	**-.0002**	**.0004**	**.0004**	**.0010**	**.0001**	**.0756**	**.0036**	**-.0010**
Stddev	.0005	.0000	.0004	.0006	.0005	.0010	.0000	.0005	.0005
%RSD	1.667	26.22	105.0	153.2	53.23	1746.	.0448	15.05	47.57
#1	.0297	-.0002	.0007	.0000	.0006	-.0006	.0756	.0040	-.0013
#2	.0304	-.0001	.0001	.0008	.0014	.0008	.0756	.0033	-.0007

Elem	V_2924	Zn2062	As1890	Tl1908	Pb2203	Se1960	Sb2068	Al3961	Ca3179
Avg	**.0005**	**-.0131**	**.0066**	**.0060**	**-.0023**	**-.0041**	**-.0012**	**.1020**	**30.90**
Stddev	.0007	.0001	.0007	.0029	.0008	.0028	.0028	.0132	.10
%RSD	121.5	.9234	9.844	47.93	34.11	66.70	228.1	12.94	.3209
#1	.0010	-.0131	.0062	.0040	-.0017	-.0061	.0008	.1113	30.97
#2	.0001	-.0132	.0071	.0081	-.0028	-.0022	-.0032	.0927	30.83

Elem	Fe2599	Mg2790	K_7664	Na5895	B_2089	Mo2020	Pd3404	Si2124	Sn1899
Avg	**1.858**	**8.532**	**1.634**	**7.533**	**.0396**	**-.0008**	**.0004**	**3.391**	**-.0022**
Stddev	.007	.045	.204	.002	.0009	.0003	.0012	.001	.0005
%RSD	.3568	.5327	12.47	.0324	2.320	44.66	297.3	.0321	24.61
#1	1.863	8.500	1.778	7.535	.0390	-.0005	-.0004	3.391	-.0018
#2	1.854	8.565	1.490	7.531	.0403	-.0010	.0012	3.392	-.0026

Elem	Sr4077	Ti3349	W_2079	Zr3391	S_1820	Bi2230	Li6707
Avg	**.2461**	**.0007**	**-.0197**	**-.0009**	**6.807**	**.0000**	**.0093**
Stddev	.0001	.0005	.0004	.0001	.015	.002	.0017
%RSD	.0560	70.70	1.840	14.81	.2155	5597.	18.17
#1	.2462	.0004	-.0200	-.0010	6.797	-.0013	.0081
#2	.2460	.0011	-.0195	-.0008	6.818	.0013	.0105

Int. Std.	Y_3600	Y_3710	Y_2243	In2306
Avg	**198500.**	**47788.**	**3161.4**	**8011.2**
Stddev	26.	18.	6.6	17.6
%RSD	.01293	.03710	.20741	.21932
#1	198490.	47776.	3166.0	8023.6
#2	198520.	47801.	3156.7	7998.8

Zoom In Zoom Out

Sample Name: jb70033-2 Acquired: 6/26/2014 16:02:36 Type: Unk
Method: Accutest1(v181) Mode: CONC Corr. Factor: 1.000000
User: admin Custom ID1: Custom ID2: Custom ID3:
Comment:

Elem	Ba4554	Be3130	Cd2288	Co2286	Cr2677	Cu3247	Mn2576	Ni2316	Ag3280
Avg	**.0000**	**.0000**	**.0000**	**.0001**	**.0004**	**-.0005**	**-.0001**	**-.0003**	**-.0005**
Stddev	.0000	.000	.0000	.0000	.0001	.0001	.0000	.0001	.0000
%RSD	12.54	142.4	82.83	3.288	26.42	10.65	29.20	37.35	8.119
#1	.0000	.0000	.0000	.0001	.0003	-.0005	.0000	-.0002	-.0004
#2	.0001	.0000	.0001	.0002	.0005	-.0004	-.0001	-.0003	-.0005

Elem	V_2924	Zn2062	As1890	Tl1908	Pb2203	Se1960	Sb2068	Al3961	Ca3179
Avg	**-.0001**	**-.0042**	**.0001**	**.0007**	**-.0002**	**.0001**	**-.0001**	**-.0062**	**-.0114**
Stddev	.0000	.0001	.0002	.0002	.0002	.0003	.0002	.0052	.0002
%RSD	36.51	1.791	237.4	23.25	92.25	350.1	320.7	83.13	1.672
#1	-.0002	-.0041	.0002	.0009	-.0004	.0003	.0001	-.0099	-.0115
#2	-.0001	-.0042	-.0001	.0006	-.0001	-.0001	-.0002	-.0026	-.0112

Elem	Fe2599	Mg2790	K_7664	Na5895	B_2089	Mo2020	Pd3404	Si2124	Sn1899
Avg	**-.0024**	**-.0042**	**-.0218**	**-.0209**	**.0013**	**-.0001**	**-.0001**	**.0151**	**.0002**
Stddev	.0007	.0062	.0158	.0036	.0003	.0000	.0008	.0001	.0001
%RSD	28.28	146.6	72.23	17.27	26.12	40.16	1388.	.3810	47.58
#1	-.0029	-.0086	-.0107	-.0184	.0010	-.0001	-.0006	.0150	.0001
#2	-.0020	.0002	-.0330	-.0235	.0015	-.0001	.0005	.0151	.0003

Elem	Sr4077	Ti3349	W_2079	Zr3391	S_1820	Bi2230	Li6707
Avg	**-.0001**	**.0002**	**-.0042**	**.0000**	**-.0003**	**-.0010**	**.0009**
Stddev	.0000	.0000	.0000	.000	.0005	.0001	.0001
%RSD	15.95	9.081	.4581	79.77	196.5	6.401	10.19
#1	-.0001	.0002	-.0042	.0000	-.0006	-.0010	.0010
#2	-.0001	.0002	-.0042	.0000	.0001	-.0010	.0009

Int. Std.	Y_3600	Y_3710	Y_2243	In2306
Avg	**201310.**	**47797.**	**3165.0**	**8028.6**
Stddev	472.	229.	.5	2.4
%RSD	.23459	.47973	.01703	.02944
#1	200970.	47959.	3165.3	8030.2
#2	201640.	47635.	3164.6	8026.9

Sample Name: jb70033-3 Acquired: 6/26/2014 16:08:45 Type: Unk
Method: Accutest1(v181) Mode: CONC Corr. Factor: 1.000000
User: admin Custom ID1: Custom ID2: Custom ID3:
Comment:

Elem	Ba4554	Be3130	Cd2288	Co2286	Cr2677	Cu3247	Mn2576	Ni2316	Ag3280
Avg	**.0692**	**.0005**	**.0005**	**.0161**	**.0010**	**.0017**	**.1022**	**.0356**	**-.0001**
Stddev	.0000	.0000	.0000	.0001	.0001	.0000	.0007	.0000	.0001
%RSD	.0674	1.162	3.984	.5108	5.094	2.017	.6986	.0375	75.68
#1	.0691	.0005	.0005	.0161	.0010	.0017	.1027	.0355	-.0001
#2	.0692	.0005	.0006	.0160	.0010	.0017	.1017	.0356	.0000

Elem	V_2924	Zn2062	As1890	Tl1908	Pb2203	Se1960	Sb2068	Al3961	Ca3179
Avg	**-.0001**	**.0556**	**.0013**	**-.0020**	**.0012**	**.0011**	**-.0001**	**.9688**	**6.148**
Stddev	.0001	.0002	.0002	.0003	.0003	.0002	.0001	.0040	.017
%RSD	72.72	.3388	12.43	12.74	24.91	22.26	143.0	.4170	.2677
#1	-.0001	.0555	.0012	-.0018	.0015	.0013	.0000	.9716	6.137
#2	-.0002	.0557	.0014	-.0022	.0010	.0009	-.0002	.9659	6.160

Elem	Fe2599	Mg2790	K_7664	Na5895	B_2089	Mo2020	Pd3404	Si2124	Sn1899
Avg	**.0919**	**11.31**	**3.409**	**27.89**	**.0380**	**-.0003**	**.0004**	**3.719**	**-.0008**
Stddev	.0001	.06	.028	.02	.0001	.0001	.0005	.006	.0000
%RSD	.0712	.5159	.8160	.0753	.2786	29.82	147.1	.1553	.9293
#1	.0919	11.27	3.389	27.88	.0380	-.0003	.0007	3.715	-.0008
#2	.0920	11.36	3.428	27.91	.0379	-.0002	.0000	3.723	-.0008

Elem	Sr4077	Ti3349	W_2079	Zr3391	S_1820	Bi2230	Li6707
Avg	**.0706**	**.0005**	**-.0038**	**-.0012**	**15.66**	**-.0007**	**.0073**
Stddev	.0000	.0001	.0003	.0001	.01	.0014	.0009
%RSD	.0384	21.47	6.965	5.581	.0776	199.6	11.92
#1	.0706	.0005	-.0039	-.0012	15.65	.0003	.0066
#2	.0707	.0006	-.0036	-.0013	15.67	-.0017	.0079

Int. Std.	Y_3600	Y_3710	Y_2243	In2306
Avg	**197600.**	**47871.**	**3134.7**	**7920.7**
Stddev	1152.	200.	2.0	3.5
%RSD	.58321	.41698	.06400	.04443
#1	196780.	48012.	3136.1	7918.3
#2	198410.	47730.	3133.3	7923.2

Sample Name: ccv Acquired: 6/26/2014 16:14:51 Type: QC
Method: Accutest1(v181) Mode: CONC Corr. Factor: 1.000000
User: admin Custom ID1: Custom ID2: Custom ID3:
Comment:

Elem	Ba4554	Be3130	Cd2288	Co2286	Cr2677	Cu3247	Mn2576	Ni2316	Ag3280
Units	ppm	ppm	ppm	ppm	ppm	ppm	ppm	ppm	ppm
Avg	**2.037**	**2.046**	**2.022**	**2.044**	**2.012**	**1.984**	**2.065**	**2.055**	**.2464**
Stddev	.001	.011	.004	.001	.002	.005	.003	.000	.0000
%RSD	.0448	.5521	.2197	.0442	.1088	.2390	.1208	.0090	.0040
#1	2.038	2.038	2.025	2.044	2.011	1.987	2.063	2.055	.2464
#2	2.037	2.054	2.018	2.045	2.014	1.980	2.067	2.054	.2463
Check ?	Chk Pass	Chk Pass	Chk Pass	Chk Pass	Chk Pass	Chk Pass	Chk Pass	Chk Pass	Chk Pass
Value									
Range									

Elem	V_2924	Zn2062	As1890	Tl1908	Pb2203	Se1960	Sb2068	Al3961	Ca3179
Units	ppm	ppm	ppm	ppm	ppm	ppm	ppm	ppm	ppm
Avg	**1.991**	**2.056**	**2.019**	**2.065**	**2.038**	**2.024**	**2.011**	**39.81**	**40.93**
Stddev	.001	.004	.003	.001	.002	.005	.006	.03	.05
%RSD	.0277	.1761	.1286	.0668	.1132	.2575	.2858	.0848	.1244
#1	1.991	2.058	2.021	2.064	2.036	2.028	2.015	39.78	40.96
#2	1.992	2.053	2.017	2.066	2.040	2.020	2.007	39.83	40.89
Check ?	Chk Pass	Chk Pass	Chk Pass	Chk Pass	Chk Pass	Chk Pass	Chk Pass	Chk Pass	Chk Pass
Value									
Range									

Elem	Fe2599	Mg2790	K_7664	Na5895	B_2089	Mo2020	Pd3404	Si2124	Sn1899
Units	ppm	ppm	ppm	ppm	ppm	ppm	ppm	ppm	ppm
Avg	**40.93**	**39.93**	**39.79**	**39.93**	**2.002**	**2.025**	**1.978**	**4.962**	**2.039**
Stddev	.02	.00	.04	.07	.004	.002	.000	.010	.002
%RSD	.0470	.0080	.0930	.1687	.1986	.0973	.0202	.1944	.1163
#1	40.94	39.94	39.76	39.88	2.004	2.026	1.978	4.968	2.041
#2	40.92	39.93	39.82	39.97	1.999	2.023	1.978	4.955	2.038
Check ?	Chk Pass	Chk Pass	Chk Pass	Chk Pass	Chk Pass	Chk Pass	Chk Pass	Chk Pass	Chk Pass
Value									
Range									

Sample Name: ccv Acquired: 6/26/2014 16:14:51 Type: QC
Method: Accutest1(v181) Mode: CONC Corr. Factor: 1.000000
User: admin Custom ID1: Custom ID2: Custom ID3:
Comment:

Elem	Sr4077	Ti3349	W_2079	Zr3391	S_1820	Bi2230	Li6707
Units	ppm	ppm	ppm	ppm	ppm	ppm	ppm
Avg	**1.993**	**2.009**	**1.947**	**2.014**	**1.990**	**1.997**	**1.983**
Stddev	.034	.003	.007	.000	.001	.002	.003
%RSD	1.705	.1261	.3732	.0033	.0475	.0774	.1633
#1	2.017	2.007	1.942	2.014	1.991	1.998	1.980
#2	1.969	2.011	1.952	2.014	1.990	1.996	1.985
Check ?	Chk Pass	Chk Pass	Chk Pass	Chk Pass	Chk Pass	Chk Pass	Chk Pass
Value							
Range							

Int. Std.	Y_3600	Y_3710	Y_2243	In2306
Units	Cts/S	Cts/S	Cts/S	Cts/S
Avg	**191730.**	**47004.**	**3089.9**	**7784.0**
Stddev	157.	55.	4.5	1.9
%RSD	.08184	.11633	.14678	.02411
#1	191620.	46966.	3086.7	7785.3
#2	191840.	47043.	3093.1	7782.7

Sample Name: ccb Acquired: 6/26/2014 16:21:03 Type: QC
Method: Accutest1(v181) Mode: CONC Corr. Factor: 1.000000
User: admin Custom ID1: Custom ID2: Custom ID3:
Comment:

Elem	Ba4554	Be3130	Cd2288	Co2286	Cr2677	Cu3247	Mn2576	Ni2316	Ag3280
Units	ppm	ppm	ppm	ppm	ppm	ppm	ppm	ppm	ppm
Avg	**.0002**	**.0000**	**.0001**	**.0001**	**-.0001**	**-.0004**	**.0000**	**.0000**	**-.0004**
Stddev	.0001	.0000	.0001	.0000	.0003	.0001	.000	.000	.0001
%RSD	53.31	109.5	89.79	.9455	476.1	25.66	100.4	752.5	35.84
#1	.0001	.0000	.0001	.0001	-.0003	-.0003	.0000	.0001	-.0005
#2	.0002	.0000	.0000	.0001	.0001	-.0005	-.0001	-.0002	-.0003
Check ?	Chk Pass	Chk Pass	Chk Pass	Chk Pass	Chk Pass	Chk Pass	Chk Pass	Chk Pass	Chk Pass
High Limit									
Low Limit									

Elem	V_2924	Zn2062	As1890	Tl1908	Pb2203	Se1960	Sb2068	Al3961	Ca3179
Units	ppm	ppm	ppm	ppm	ppm	ppm	ppm	ppm	ppm
Avg	**.0001**	**-.0055**	**.0009**	**.0005**	**-.0011**	**-.0009**	**.0000**	**-.0070**	**-.0196**
Stddev	.0003	.0000	.0001	.0003	.0006	.0003	.001	.0017	.0004
%RSD	303.4	.7723	8.199	58.42	52.36	35.17	2252.	24.83	2.284
#1	-.0001	-.0055	.0009	.0007	-.0015	-.0007	-.0005	-.0082	-.0193
#2	.0004	-.0055	.0008	.0003	-.0007	-.0012	.0004	-.0057	-.0199
Check ?	Chk Pass	Chk Pass	Chk Pass	Chk Pass	Chk Pass	Chk Pass	Chk Pass	Chk Pass	Chk Pass
High Limit									
Low Limit									

Elem	Fe2599	Mg2790	K_7664	Na5895	B_2089	Mo2020	Pd3404	Si2124	Sn1899
Units	ppm	ppm	ppm	ppm	ppm	ppm	ppm	ppm	ppm
Avg	**-.0035**	**-.0083**	**.0050**	**-.0163**	**.0017**	**.0002**	**.0001**	**.0026**	**.0000**
Stddev	.0004	.0025	.0055	.0010	.0001	.0002	.0003	.0001	.000
%RSD	9.891	30.62	109.6	6.023	3.826	100.6	191.0	4.321	3634.
#1	-.0038	-.0065	.0089	-.0156	.0017	.0000	.0003	.0027	-.0003
#2	-.0033	-.0100	.0011	-.0170	.0017	.0003	.0000	.0026	.0002
Check ?	Chk Pass	Chk Pass	Chk Pass	Chk Pass	Chk Pass	Chk Pass	Chk Pass	Chk Pass	Chk Pass
High Limit									
Low Limit									

Zoom In Zoom Out

Sample Name: ccb Acquired: 6/26/2014 16:21:03 Type: QC
Method: Accutest1(v181) Mode: CONC Corr. Factor: 1.000000
User: admin Custom ID1: Custom ID2: Custom ID3:
Comment:

Elem	Sr4077	Ti3349	W_2079	Zr3391	S_1820	Bi2230	Li6707
Units	ppm	ppm	ppm	ppm	ppm	ppm	ppm
Avg	**.0000**	**.0000**	**.0043**	**.0003**	**-.0013**	**-.0001**	**.0018**
Stddev	.000	.0001	.0010	.0001	.0006	.0005	.0006
%RSD	301.7	192.8	24.07	31.04	44.49	616.8	30.29
#1	.0000	.0001	.0050	.0002	-.0009	.0003	.0014
#2	.0000	.0000	.0036	.0003	-.0018	-.0005	.0022
Check ?	Chk Pass	Chk Pass	Chk Pass	Chk Pass	Chk Pass	Chk Pass	Chk Pass
High Limit							
Low Limit							

Int. Std.	Y_3600	Y_3710	Y_2243	In2306
Units	Cts/S	Cts/S	Cts/S	Cts/S
Avg	**199530.**	**47096.**	**3174.3**	**7999.3**
Stddev	1755.	339.	6.6	8.5
%RSD	.87938	.72049	.20901	.10618
#1	198290.	47336.	3169.7	7993.3
#2	200770.	46856.	3179.0	8005.3

Zoom In Zoom Out

Sample Name: jb70033-4 Acquired: 6/26/2014 16:27:14 Type: Unk
Method: Accutest1(v181) Mode: CONC Corr. Factor: 1.000000
User: admin Custom ID1: Custom ID2: Custom ID3:
Comment:

Elem	Ba4554	Be3130	Cd2288	Co2286	Cr2677	Cu3247	Mn2576	Ni2316
Avg	**.4503**	**.0007**	**.0016**	**.0412**	**.0006**	**.0016**	**.9346**	**.0880**
Stddev	.0001	.0000	.0000	.0002	.0002	.0001	.0022	.0002
%RSD	.0287	2.446	2.008	.5413	38.40	6.812	.2318	.1998
#1	.4502	.0008	.0016	.0414	.0007	.0016	.9362	.0878
#2	.4503	.0007	.0016	.0411	.0004	.0015	.9331	.0881

Elem	Ag3280	V_2924	Zn2062	As1890	Tl1908	Pb2203	Se1960	Sb2068
Avg	**.0001**	**.0000**	**.0978**	**.0027**	F **-.0021**	**.0016**	**-.0009**	**-.0009**
Stddev	.0002	.000	.0002	.0002	.0006	.0001	.0006	.0006
%RSD	293.9	347.9	.1866	7.871	26.98	6.907	66.34	62.55
#1	.0002	-.0001	.0980	.0028	-.0017	.0015	-.0014	-.0005
#2	-.0001	.0000	.0977	.0025	-.0025	.0017	-.0005	-.0014

Elem	Al3961	Ca3179	Fe2599	Mg2790	K_7664	Na5895	B_2089	Mo2020
Avg	**1.637**	**41.15**	**.0558**	**33.31**	**9.816**	**193.4**	**.1714**	**-.0003**
Stddev	.002	.23	.0004	.16	.010	2.2	.0005	.0001
%RSD	.1307	.5498	.7878	.4895	.1047	1.121	.2693	18.47
#1	1.638	41.31	.0554	33.43	9.809	194.9	.1717	-.0003
#2	1.635	40.99	.0561	33.20	9.824	191.8	.1710	-.0004

Elem	Pd3404	Si2124	Sn1899	Sr4077	Ti3349	W_2079	Zr3391	S_1820
Avg	**.0000**	**2.669**	**-.0011**	**.2463**	**.0010**	**.0009**	**.0001**	**10.62**
Stddev	.000	.002	.0000	.0001	.0001	.0003	.0000	.01
%RSD	64.10	.0748	3.806	.0275	9.442	33.36	24.68	.0754
#1	.0000	2.670	-.0011	.2463	.0010	.0012	.0001	10.63
#2	.0000	2.668	-.0011	.2464	.0011	.0007	.0001	10.61

Elem	Bi2230	Li6707
Avg	**-.0006**	**.0066**
Stddev	.0006	.0002
%RSD	87.46	3.207
#1	-.0010	.0065
#2	-.0002	.0068

Zoom In Zoom Out

Sample Name: jb70033-4 Acquired: 6/26/2014 16:27:14 Type: Unk
Method: Accutest1(v181) Mode: CONC Corr. Factor: 1.000000
User: admin Custom ID1: Custom ID2: Custom ID3:
Comment:

Int. Std.	Y_3600	Y_3710	Y_2243	In2306
Avg	**189310.**	**46995.**	**3053.1**	**7500.3**
Stddev	623.	249.	.9	2.7
%RSD	.32899	.52942	.03004	.03573
#1	188870.	46819.	3052.5	7498.4
#2	189750.	47171.	3053.8	7502.2

Zoom In Zoom Out

Sample Name: jb70033-5 Acquired: 6/26/2014 16:33:23 Type: Unk
Method: Accutest1(v181) Mode: CONC Corr. Factor: 1.000000
User: admin Custom ID1: Custom ID2: Custom ID3:
Comment:

Elem	Ba4554	Be3130	Cd2288	Co2286	Cr2677	Cu3247	Mn2576	Ni2316
Avg	**.1486**	**.0024**	**.0008**	**.0421**	**.0028**	**.0041**	**.3125**	**.0891**
Stddev	.0002	.0000	.0002	.0002	.0002	.0002	.0005	.0001
%RSD	.1640	.0081	18.81	.4495	6.330	4.296	.1707	.1083
#1	.1487	.0024	.0007	.0422	.0029	.0042	.3128	.0891
#2	.1484	.0024	.0010	.0419	.0027	.0039	.3121	.0890

Elem	Ag3280	V_2924	Zn2062	As1890	Tl1908	Pb2203	Se1960	Sb2068
Avg	**.0002**	**.0043**	**.2429**	**.0050**	F **-.0072**	**.0021**	**.0001**	**-.0005**
Stddev	.0004	.0000	.0001	.0000	.0002	.0006	.0004	.0004
%RSD	180.0	.2197	.0479	.0083	3.085	27.50	517.1	67.45
#1	-.0001	.0043	.2428	.0050	-.0073	.0026	.0003	-.0008
#2	.0005	.0043	.2430	.0050	-.0070	.0017	-.0002	-.0003

Elem	Al3961	Ca3179	Fe2599	Mg2790	K_7664	Na5895	B_2089	Mo2020
Avg	**1.730**	**3.918**	**2.297**	**14.91**	**4.188**	**38.95**	**.0091**	**-.0002**
Stddev	.011	.002	.006	.03	.011	.06	.0001	.0000
%RSD	.6399	.0537	.2525	.2271	.2696	.1444	1.436	8.932
#1	1.738	3.919	2.301	14.93	4.196	38.99	.0092	-.0002
#2	1.722	3.916	2.292	14.89	4.180	38.91	.0090	-.0002

Elem	Pd3404	Si2124	Sn1899	Sr4077	Ti3349	W_2079	Zr3391	S_1820
Avg	**.0004**	**15.08**	**-.0023**	**.0751**	**.0183**	**.0001**	**-.0018**	**8.549**
Stddev	.0001	.03	.0006	.0000	.0005	.0009	.0000	.017
%RSD	23.25	.2238	25.53	.0155	2.957	1582.	.4683	.1952
#1	.0005	15.11	-.0027	.0751	.0187	.0007	-.0018	8.561
#2	.0004	15.06	-.0019	.0751	.0179	-.0005	-.0018	8.538

Elem	Bi2230	Li6707
Avg	**-.0028**	**.0654**
Stddev	.0002	.0008
%RSD	6.650	1.268
#1	-.0027	.0660
#2	-.0029	.0648

Zoom In Zoom Out

Sample Name: jb70033-5 Acquired: 6/26/2014 16:33:23 Type: Unk
Method: Accutest1(v181) Mode: CONC Corr. Factor: 1.000000
User: admin Custom ID1: Custom ID2: Custom ID3:
Comment:

Int. Std.	Y_3600	Y_3710	Y_2243	In2306
Avg	**197620.**	**47788.**	**3143.3**	**7918.3**
Stddev	713.	64.	6.1	3.5
%RSD	.36090	.13463	.19280	.04426
#1	197120.	47742.	3139.0	7915.8
#2	198130.	47833.	3147.6	7920.8

Zoom In Zoom Out

Sample Name: jb70033-6 Acquired: 6/26/2014 16:39:27 Type: Unk
Method: Accutest1(v181) Mode: CONC Corr. Factor: 1.000000
User: admin Custom ID1: Custom ID2: Custom ID3:
Comment:

Elem	Ba4554	Be3130	Cd2288	Co2286	Cr2677	Cu3247	Mn2576	Ni2316
Avg	**.0716**	**.0003**	**.0002**	**.0138**	**.0004**	**-.0002**	**.1599**	**.0113**
Stddev	.0006	.0000	.0001	.0000	.0002	.0003	.0021	.0001
%RSD	.8348	7.286	32.31	.0378	40.66	201.3	1.336	.9938
#1	.0720	.0003	.0003	.0138	.0003	-.0004	.1584	.0113
#2	.0712	.0003	.0002	.0138	.0005	.0001	.1615	.0112

Elem	Ag3280	V_2924	Zn2062	As1890	Tl1908	Pb2203	Se1960	Sb2068
Avg	**.0000**	**.0004**	**.0085**	**.0025**	F **-.0033**	**.0003**	**-.0005**	**.0003**
Stddev	.000	.0001	.0000	.0002	.0000	.0003	.0002	.0002
%RSD	143.1	20.50	.3260	8.397	.9750	98.35	36.85	68.20
#1	.0000	.0004	.0085	.0027	-.0034	.0005	-.0007	.0002
#2	-.0001	.0003	.0085	.0024	-.0033	.0001	-.0004	.0005

Elem	Al3961	Ca3179	Fe2599	Mg2790	K_7664	Na5895	B_2089	Mo2020
Avg	**.1497**	**4.037**	**.2430**	**4.447**	**2.142**	**19.07**	**.0149**	**-.0001**
Stddev	.0008	.038	.0035	.047	.009	.15	.0006	.0002
%RSD	.5313	.9469	1.427	1.051	.4267	.7881	3.837	171.4
#1	.1503	4.064	.2454	4.480	2.148	19.18	.0153	.0000
#2	.1492	4.010	.2405	4.414	2.135	18.97	.0145	-.0003

Elem	Pd3404	Si2124	Sn1899	Sr4077	Ti3349	W_2079	Zr3391	S_1820
Avg	**.0000**	**6.302**	**-.0013**	**.0379**	**.0019**	**-.0017**	**-.0012**	**11.31**
Stddev	.0003	.010	.0003	.0003	.0003	.0005	.0001	.01
%RSD	1758.	.1627	19.55	.8013	17.97	30.27	7.931	.0673
#1	.0002	6.295	-.0011	.0382	.0017	-.0021	-.0012	11.31
#2	-.0002	6.310	-.0015	.0377	.0021	-.0013	-.0013	11.32

Elem	Bi2230	Li6707
Avg	**-.0002**	**.0019**
Stddev	.0003	.0012
%RSD	155.6	60.73
#1	.0000	.0028
#2	-.0004	.0011

Zoom In Zoom Out

Sample Name: jb70033-6 Acquired: 6/26/2014 16:39:27 Type: Unk
Method: Accutest1(v181) Mode: CONC Corr. Factor: 1.000000
User: admin Custom ID1: Custom ID2: Custom ID3:
Comment:

Int. Std.	Y_3600	Y_3710	Y_2243	In2306
Avg	**198020.**	**48132.**	**3147.6**	**7958.6**
Stddev	2234.	372.	3.9	.7
%RSD	1.1281	.77216	.12479	.00928
#1	199600.	47869.	3150.3	7958.1
#2	196440.	48395.	3144.8	7959.1

Zoom In Zoom Out

Sample Name: jb70033-7 Acquired: 6/26/2014 16:45:33 Type: Unk
Method: Accutest1(v181) Mode: CONC Corr. Factor: 1.000000
User: admin Custom ID1: Custom ID2: Custom ID3:
Comment:

Elem	Ba4554	Be3130	Cd2288	Co2286	Cr2677	Cu3247	Mn2576	Ni2316
Avg	**.0901**	**.0002**	**.0003**	**.0371**	**.0005**	**.0044**	**.1821**	**.0399**
Stddev	.0002	.0000	.0000	.0000	.0000	.0001	.0015	.0001
%RSD	.2310	1.896	3.354	.0572	9.226	1.329	.8109	.2670
#1	.0899	.0002	.0003	.0371	.0005	.0043	.1811	.0399
#2	.0902	.0002	.0003	.0371	.0005	.0044	.1832	.0400

Elem	Ag3280	V_2924	Zn2062	As1890	Tl1908	Pb2203	Se1960	Sb2068
Avg	**.0003**	**.0026**	**.1819**	**.0038**	F **-.0030**	**.0004**	**-.0015**	**.0006**
Stddev	.0000	.0001	.0002	.0003	.0002	.0003	.0010	.0005
%RSD	.8043	3.197	.1105	8.539	5.493	88.47	65.70	89.58
#1	.0003	.0025	.1818	.0041	-.0029	.0001	-.0022	.0010
#2	.0003	.0026	.1821	.0036	-.0031	.0006	-.0008	.0002

Elem	Al3961	Ca3179	Fe2599	Mg2790	K_7664	Na5895	B_2089	Mo2020
Avg	**.9305**	**11.73**	**.9837**	**10.64**	**2.659**	**22.54**	**.0300**	**-.0002**
Stddev	.0008	.05	.0018	.06	.031	.05	.0005	.0000
%RSD	.0882	.4278	.1831	.5501	1.171	.2111	1.577	7.839
#1	.9299	11.77	.9850	10.68	2.681	22.57	.0296	-.0002
#2	.9310	11.70	.9825	10.59	2.637	22.51	.0303	-.0002

Elem	Pd3404	Si2124	Sn1899	Sr4077	Ti3349	W_2079	Zr3391	S_1820
Avg	**.0007**	**4.133**	**-.0010**	**.0844**	**.0019**	**-.0020**	**-.0009**	**13.37**
Stddev	.0002	.007	.0002	.0001	.0004	.0000	.0001	.02
%RSD	24.50	.1791	19.74	.1495	21.48	2.523	9.232	.1380
#1	.0006	4.128	-.0012	.0843	.0022	-.0020	-.0008	13.36
#2	.0009	4.138	-.0009	.0845	.0016	-.0019	-.0010	13.38

Elem	Bi2230	Li6707
Avg	**-.0008**	**.0062**
Stddev	.0002	.0004
%RSD	25.95	6.289
#1	-.0006	.0065
#2	-.0009	.0060

Zoom In Zoom Out

Sample Name: jb70033-7 Acquired: 6/26/2014 16:45:33 Type: Unk
Method: Accutest1(v181) Mode: CONC Corr. Factor: 1.000000
User: admin Custom ID1: Custom ID2: Custom ID3:
Comment:

Int. Std.	Y_3600	Y_3710	Y_2243	In2306
Avg	**197720.**	**47686.**	**3133.2**	**7919.8**
Stddev	1223.	337.	6.4	3.6
%RSD	.61869	.70616	.20319	.04562
#1	198590.	47447.	3137.7	7922.4
#2	196860.	47924.	3128.7	7917.3

Zoom In Zoom Out

Sample Name: jb70033-2f Acquired: 6/26/2014 16:51:38 Type: Unk
Method: Accutest1(v181) Mode: CONC Corr. Factor: 1.000000
User: admin Custom ID1: Custom ID2: Custom ID3:
Comment:

Elem	Ba4554	Be3130	Cd2288	Co2286	Cr2677	Cu3247	Mn2576	Ni2316	Ag3280
Avg	**.0000**	**.0000**	**.0000**	**.0000**	**.0003**	**-.0004**	**.0000**	**-.0002**	**-.0004**
Stddev	.0001	.000	.000	.000	.0002	.0002	.000	.0001	.0001
%RSD	181.6	38.14	212.2	71.67	50.29	59.31	242.6	38.71	19.59
#1	.0000	.0000	-.0001	.0000	.0004	-.0002	.0000	-.0002	-.0003
#2	.0001	.0000	.0000	.0000	.0002	-.0006	.0000	-.0001	-.0005

Elem	V_2924	Zn2062	As1890	Tl1908	Pb2203	Se1960	Sb2068	Al3961	Ca3179
Avg	**-.0001**	**-.0044**	**.0004**	**.0005**	**-.0008**	**-.0009**	**.0002**	**-.0093**	**-.0125**
Stddev	.0000	.0001	.0006	.0008	.0013	.0015	.0000	.0019	.0002
%RSD	44.51	2.195	127.6	149.4	162.3	161.3	17.02	20.19	1.897
#1	-.0001	-.0043	.0000	.0011	.0001	-.0020	.0002	-.0080	-.0124
#2	-.0001	-.0044	.0008	.0000	-.0018	.0001	.0002	-.0106	-.0127

Elem	Fe2599	Mg2790	K_7664	Na5895	B_2089	Mo2020	Pd3404	Si2124	Sn1899
Avg	**-.0023**	**-.0119**	**-.0360**	**-.0203**	**.0003**	**-.0003**	**.0001**	**.0087**	**.0001**
Stddev	.0006	.0026	.0025	.0016	.0004	.0001	.0005	.0002	.0003
%RSD	25.81	22.00	7.007	7.710	111.2	32.24	488.1	2.073	395.0
#1	-.0019	-.0100	-.0343	-.0214	.0006	-.0002	-.0002	.0088	.0003
#2	-.0027	-.0137	-.0378	-.0192	.0001	-.0003	.0004	.0086	-.0001

Elem	Sr4077	Ti3349	W_2079	Zr3391	S_1820	Bi2230	Li6707
Avg	**-.0001**	**.0001**	**-.0026**	**-.0001**	**.0009**	**-.0012**	**.0009**
Stddev	.0000	.0002	.0004	.0000	.0001	.0010	.0003
%RSD	31.78	246.9	16.92	28.84	15.96	87.95	31.93
#1	-.0001	-.0001	-.0029	-.0002	.0010	-.0004	.0011
#2	.0000	.0002	-.0023	-.0001	.0008	-.0019	.0007

Int. Std.	Y_3600	Y_3710	Y_2243	In2306
Avg	**201860.**	**47868.**	**3167.3**	**8049.2**
Stddev	1509.	72.	9.3	23.5
%RSD	.74734	.15132	.29384	.29227
#1	200790.	47919.	3173.9	8065.8
#2	202930.	47817.	3160.7	8032.6

Zoom In Zoom Out

Sample Name: jb70033-3f Acquired: 6/26/2014 16:57:48 Type: Unk
Method: Accutest1(v181) Mode: CONC Corr. Factor: 1.000000
User: admin Custom ID1: Custom ID2: Custom ID3:
Comment:

Elem	Ba4554	Be3130	Cd2288	Co2286	Cr2677	Cu3247	Mn2576	Ni2316
Avg	**.0698**	**.0004**	**.0004**	**.0163**	**.0012**	**.0017**	**.1044**	**.0361**
Stddev	.0002	.0000	.0000	.0000	.0000	.0000	.0003	.0001
%RSD	.2586	3.176	5.663	.0414	4.147	.6100	.2804	.2476
#1	.0697	.0004	.0004	.0163	.0012	.0017	.1046	.0361
#2	.0699	.0004	.0004	.0163	.0011	.0017	.1042	.0360

Elem	Ag3280	V_2924	Zn2062	As1890	Tl1908	Pb2203	Se1960	Sb2068
Avg	**.0001**	**-.0002**	**.0554**	**.0021**	F **-.0021**	**.0007**	**.0001**	**-.0004**
Stddev	.0002	.0000	.0000	.0001	.0003	.0002	.0001	.0004
%RSD	153.1	3.901	.0764	4.037	16.13	25.11	179.1	97.40
#1	.0003	-.0002	.0554	.0020	-.0019	.0008	.0000	-.0007
#2	.0000	-.0002	.0553	.0022	-.0023	.0006	.0002	-.0001

Elem	Al3961	Ca3179	Fe2599	Mg2790	K_7664	Na5895	B_2089	Mo2020
Avg	**.9449**	**6.101**	**.0275**	**11.45**	**3.443**	**27.81**	**.0379**	**-.0001**
Stddev	.0002	.019	.0002	.01	.020	.01	.0000	.0002
%RSD	.0165	.3086	.6887	.0826	.5899	.0398	.1039	243.8
#1	.9450	6.088	.0276	11.45	3.457	27.80	.0379	.0001
#2	.9447	6.114	.0273	11.46	3.429	27.82	.0379	-.0002

Elem	Pd3404	Si2124	Sn1899	Sr4077	Ti3349	W_2079	Zr3391	S_1820
Avg	**.0000**	**3.724**	**-.0004**	**.0714**	**.0005**	**-.0010**	**-.0011**	**15.65**
Stddev	.001	.004	.0002	.0001	.0002	.0002	.0000	.01
%RSD	3281.	.1200	59.49	.0900	28.58	23.84	1.991	.0820
#1	-.0005	3.727	-.0002	.0713	.0004	-.0008	-.0011	15.66
#2	.0004	3.721	-.0005	.0714	.0006	-.0011	-.0011	15.64

Elem	Bi2230	Li6707
Avg	**-.0007**	**.0074**
Stddev	.0006	.0000
%RSD	94.05	.6104
#1	-.0011	.0074
#2	-.0002	.0073

Zoom In Zoom Out

Sample Name: jb70033-3f Acquired: 6/26/2014 16:57:48 Type: Unk
Method: Accutest1(v181) Mode: CONC Corr. Factor: 1.000000
User: admin Custom ID1: Custom ID2: Custom ID3:
Comment:

Int. Std.	Y_3600	Y_3710	Y_2243	In2306
Avg	**196770.**	**47788.**	**3138.7**	**7936.9**
Stddev	581.	186.	3.1	19.8
%RSD	.29509	.38900	.10024	.24982
#1	196360.	47919.	3136.4	7922.9
#2	197180.	47656.	3140.9	7950.9

Zoom In Zoom Out

Sample Name: jb70033-4f Acquired: 6/26/2014 17:03:53 Type: Unk
Method: Accutest1(v181) Mode: CONC Corr. Factor: 1.000000
User: admin Custom ID1: Custom ID2: Custom ID3:
Comment:

Elem	Ba4554	Be3130	Cd2288	Co2286	Cr2677	Cu3247	Mn2576	Ni2316	Ag3280
Avg	**.4478**	**.0007**	**.0016**	**.0408**	**.0007**	**.0023**	**.9255**	**.0874**	**.0000**
Stddev	.0002	.0000	.0001	.0000	.0000	.0002	.0012	.0001	.000
%RSD	.0376	3.174	8.373	.0274	3.964	7.742	.1343	.1656	716.3
#1	.4477	.0007	.0017	.0408	.0008	.0024	.9264	.0875	.0001
#2	.4479	.0007	.0016	.0408	.0007	.0022	.9246	.0873	-.0002

Elem	V_2924	Zn2062	As1890	Tl1908	Pb2203	Se1960	Sb2068	Al3961	Ca3179
Avg	**-.0003**	**.0962**	**.0024**	**-.0014**	**.0021**	**-.0009**	**-.0010**	**1.603**	**41.06**
Stddev	.0001	.0002	.0006	.0003	.0005	.0007	.0000	.006	.01
%RSD	28.44	.2376	25.82	24.98	23.04	79.65	4.847	.3476	.0322
#1	-.0003	.0961	.0028	-.0016	.0025	-.0004	-.0010	1.607	41.06
#2	-.0002	.0964	.0019	-.0011	.0018	-.0014	-.0011	1.599	41.07

Elem	Fe2599	Mg2790	K_7664	Na5895	B_2089	Mo2020	Pd3404	Si2124	Sn1899
Avg	**.0228**	**33.10**	**9.771**	**191.5**	**.1699**	**-.0004**	**-.0008**	**2.631**	**-.0016**
Stddev	.0001	.03	.022	.5	.0001	.0001	.0005	.001	.0001
%RSD	.5681	.0798	.2268	.2572	.0507	16.37	65.71	.0303	5.037
#1	.0227	33.08	9.755	191.8	.1698	-.0004	-.0004	2.630	-.0016
#2	.0229	33.12	9.786	191.1	.1699	-.0003	-.0011	2.631	-.0017

Elem	Sr4077	Ti3349	W_2079	Zr3391	S_1820	Bi2230	Li6707
Avg	**.2448**	**.0003**	**-.0014**	**-.0009**	**10.57**	**-.0016**	**.0056**
Stddev	.0005	.0002	.0004	.0000	.01	.0002	.0000
%RSD	.2102	62.66	26.26	.0235	.0638	11.11	.3069
#1	.2452	.0004	-.0012	-.0009	10.57	-.0015	.0055
#2	.2444	.0002	-.0017	-.0009	10.58	-.0017	.0056

Int. Std.	Y_3600	Y_3710	Y_2243	In2306
Avg	**189730.**	**47009.**	**3060.7**	**7523.0**
Stddev	124.	30.	2.2	5.2
%RSD	.06518	.06293	.07290	.06847
#1	189650.	46988.	3062.3	7526.6
#2	189820.	47030.	3059.1	7519.4

Zoom In Zoom Out

Sample Name: jb70033-5f Acquired: 6/26/2014 17:10:03 Type: Unk
Method: Accutest1(v181) Mode: CONC Corr. Factor: 1.000000
User: admin Custom ID1: Custom ID2: Custom ID3:
Comment:

Elem	Ba4554	Be3130	Cd2288	Co2286	Cr2677	Cu3247	Mn2576	Ni2316
Avg	**.1452**	**.0025**	**.0009**	**.0447**	**.0002**	**.0004**	**.3304**	**.0936**
Stddev	.0003	.0000	.0000	.0002	.0000	.0000	.0006	.0002
%RSD	.2081	1.746	4.225	.5484	13.29	6.289	.1722	.1801
#1	.1447	.0026	.0008	.0451	.0002	.0003	.3300	.0935
#2	.1452	.0025	.0009	.0447	.0002	.0004	.3308	.0937

Elem	Ag3280	V_2924	Zn2062	As1890	Tl1908	Pb2203	Se1960	Sb2068
Avg	**.0000**	**.0000**	**.2437**	**.0039**	F **-.0068**	**.0016**	**-.0008**	**-.0001**
Stddev	.0000	.000	.0004	.0000	.0001	.0000	.0004	.0003
%RSD	18.73	63.25	.1514	.9777	1.460	.3445	54.71	359.4
#1	.0000	.0000	.2435	.0039	-.0067	.0016	-.0005	-.0003
#2	.0000	-.0001	.2440	.0039	-.0069	.0016	-.0011	.0001

Elem	Al3961	Ca3179	Fe2599	Mg2790	K_7664	Na5895	B_2089	Mo2020
Avg	**1.063**	**3.755**	**.0414**	**15.63**	**4.020**	**41.26**	**.0067**	**-.0004**
Stddev	.000	.001	.0006	.04	.026	.04	.0001	.0000
%RSD	.0402	.0217	1.498	.2272	.6380	.1033	1.711	7.044
#1	1.063	3.756	.0410	15.66	4.002	41.23	.0066	-.0004
#2	1.063	3.754	.0418	15.61	4.038	41.29	.0068	-.0004

Elem	Pd3404	Si2124	Sn1899	Sr4077	Ti3349	W_2079	Zr3391	S_1820
Avg	**.0001**	**14.40**	**-.0021**	**.0781**	**-.0004**	**-.0005**	**-.0024**	**9.066**
Stddev	.0001	.00	.0003	.0000	.0001	.0007	.0000	.008
%RSD	72.61	.0159	16.11	.0260	32.85	141.6	.5073	.0847
#1	.0001	14.40	-.0018	.0781	-.0003	.0000	-.0024	9.061
#2	.0000	14.40	-.0023	.0781	-.0005	-.0011	-.0024	9.071

Elem	Bi2230	Li6707
Avg	**-.0023**	**.0685**
Stddev	.0003	.0002
%RSD	14.75	.2715
#1	-.0026	.0683
#2	-.0021	.0686

Zoom In Zoom Out

Sample Name: jb70033-5f Acquired: 6/26/2014 17:10:03 Type: Unk
Method: Accutest1(v181) Mode: CONC Corr. Factor: 1.000000
User: admin Custom ID1: Custom ID2: Custom ID3:
Comment:

Int. Std.	Y_3600	Y_3710	Y_2243	In2306
Avg	**197250.**	**47787.**	**3141.1**	**7907.4**
Stddev	102.	11.	.2	10.8
%RSD	.05188	.02244	.00678	.13625
#1	197180.	47794.	3141.3	7915.0
#2	197320.	47779.	3141.0	7899.8

Zoom In Zoom Out

Sample Name: jb70033-6f Acquired: 6/26/2014 17:16:09 Type: Unk
Method: Accutest1(v181) Mode: CONC Corr. Factor: 1.000000
User: admin Custom ID1: Custom ID2: Custom ID3:
Comment:

Elem	Ba4554	Be3130	Cd2288	Co2286	Cr2677	Cu3247	Mn2576	Ni2316
Avg	**.0713**	**.0003**	**.0002**	**.0140**	**.0003**	**-.0002**	**.1613**	**.0112**
Stddev	.0000	.0000	.0001	.0001	.0001	.0003	.0000	.0001
%RSD	.0044	9.004	26.17	.7271	33.74	114.4	.0199	.5865
#1	.0713	.0003	.0002	.0140	.0002	.0000	.1613	.0113
#2	.0713	.0003	.0003	.0141	.0004	-.0004	.1613	.0112

Elem	Ag3280	V_2924	Zn2062	As1890	Tl1908	Pb2203	Se1960	Sb2068
Avg	**.0000**	**-.0001**	**.0209**	**.0011**	F **-.0029**	**.0001**	**-.0007**	**-.0003**
Stddev	.000	.0000	.0001	.0000	.0000	.0004	.0002	.0004
%RSD	49300.	41.69	.6666	.1472	.9737	663.7	28.15	123.7
#1	-.0002	-.0001	.0210	.0011	-.0030	-.0002	-.0006	.0000
#2	.0002	-.0001	.0208	.0011	-.0029	.0004	-.0009	-.0006

Elem	Al3961	Ca3179	Fe2599	Mg2790	K_7664	Na5895	B_2089	Mo2020
Avg	**.0457**	**4.354**	**.1150**	**4.511**	**2.152**	**19.39**	**.0147**	**-.0001**
Stddev	.0075	.007	.0017	.011	.012	.04	.0004	.0001
%RSD	16.31	.1634	1.517	.2497	.5668	.1832	2.999	100.5
#1	.0510	4.359	.1138	4.519	2.161	19.41	.0150	-.0002
#2	.0404	4.349	.1163	4.503	2.144	19.36	.0144	.0000

Elem	Pd3404	Si2124	Sn1899	Sr4077	Ti3349	W_2079	Zr3391	S_1820
Avg	**.0004**	**6.201**	**-.0009**	**.0384**	**.0002**	**-.0012**	**-.0012**	**11.36**
Stddev	.0006	.006	.0003	.0001	.0001	.0005	.0000	.00
%RSD	153.4	.1027	36.96	.2563	50.70	38.78	.7494	.0001
#1	.0008	6.196	-.0007	.0385	.0001	-.0015	-.0012	11.36
#2	.0000	6.205	-.0012	.0384	.0002	-.0009	-.0012	11.36

Elem	Bi2230	Li6707
Avg	**-.0011**	**.0041**
Stddev	.0001	.0004
%RSD	12.73	11.00
#1	-.0010	.0044
#2	-.0012	.0037

Zoom In Zoom Out

Sample Name: jb70033-6f Acquired: 6/26/2014 17:16:09 Type: Unk
Method: Accutest1(v181) Mode: CONC Corr. Factor: 1.000000
User: admin Custom ID1: Custom ID2: Custom ID3:
Comment:

Int. Std.	Y_3600	Y_3710	Y_2243	In2306
Avg	**198140.**	**47624.**	**3149.4**	**7976.9**
Stddev	217.	26.	2.0	1.8
%RSD	.10958	.05509	.06232	.02312
#1	197980.	47643.	3150.8	7978.2
#2	198290.	47605.	3148.0	7975.6

Zoom In Zoom Out

Sample Name: ccv Acquired: 6/26/2014 17:22:17 Type: QC
Method: Accutest1(v181) Mode: CONC Corr. Factor: 1.000000
User: admin Custom ID1: Custom ID2: Custom ID3:
Comment:

Elem	Ba4554	Be3130	Cd2288	Co2286	Cr2677	Cu3247	Mn2576	Ni2316	Ag3280
Units	ppm	ppm	ppm	ppm	ppm	ppm	ppm	ppm	ppm
Avg	**2.040**	**2.038**	**2.026**	**2.049**	**2.020**	**1.983**	**2.052**	**2.060**	**.2461**
Stddev	.001	.013	.001	.000	.004	.001	.029	.002	.0006
%RSD	.0314	.6570	.0392	.0208	.1891	.0519	1.404	.1070	.2528
#1	2.040	2.047	2.025	2.048	2.017	1.982	2.032	2.059	.2457
#2	2.041	2.028	2.026	2.049	2.023	1.984	2.072	2.062	.2466
Check ?	Chk Pass	Chk Pass	Chk Pass	Chk Pass	Chk Pass	Chk Pass	Chk Pass	Chk Pass	Chk Pass
Value									
Range									

Elem	V_2924	Zn2062	As1890	Tl1908	Pb2203	Se1960	Sb2068	Al3961	Ca3179
Units	ppm	ppm	ppm	ppm	ppm	ppm	ppm	ppm	ppm
Avg	**1.996**	**2.063**	**2.018**	**2.074**	**2.044**	**2.035**	**2.019**	**39.78**	**40.77**
Stddev	.004	.002	.007	.001	.004	.002	.003	.04	.05
%RSD	.1851	.1146	.3318	.0484	.1858	.1150	.1592	.1128	.1245
#1	1.993	2.062	2.014	2.073	2.041	2.033	2.016	39.74	40.74
#2	1.999	2.065	2.023	2.074	2.047	2.037	2.021	39.81	40.81
Check ?	Chk Pass	Chk Pass	Chk Pass	Chk Pass	Chk Pass	Chk Pass	Chk Pass	Chk Pass	Chk Pass
Value									
Range									

Elem	Fe2599	Mg2790	K_7664	Na5895	B_2089	Mo2020	Pd3404	Si2124	Sn1899
Units	ppm	ppm	ppm	ppm	ppm	ppm	ppm	ppm	ppm
Avg	**40.76**	**39.82**	**39.80**	**39.85**	**2.006**	**2.029**	**1.981**	**4.976**	**2.043**
Stddev	.02	.03	.03	.03	.004	.002	.001	.001	.003
%RSD	.0542	.0647	.0766	.0807	.1960	.1039	.0606	.0222	.1200
#1	40.75	39.80	39.82	39.87	2.003	2.028	1.980	4.975	2.041
#2	40.78	39.84	39.78	39.83	2.008	2.031	1.982	4.977	2.044
Check ?	Chk Pass	Chk Pass	Chk Pass	Chk Pass	Chk Pass	Chk Pass	Chk Pass	Chk Pass	Chk Pass
Value									
Range									

Zoom In Zoom Out

Sample Name: ccv Acquired: 6/26/2014 17:22:17 Type: QC
Method: Accutest1(v181) Mode: CONC Corr. Factor: 1.000000
User: admin Custom ID1: Custom ID2: Custom ID3:
Comment:

Elem	Sr4077	Ti3349	W_2079	Zr3391	S_1820	Bi2230	Li6707
Units	ppm	ppm	ppm	ppm	ppm	ppm	ppm
Avg	**1.979**	**2.012**	**1.892**	**2.015**	**1.993**	**2.002**	**1.984**
Stddev	.016	.004	.013	.001	.000	.000	.000
%RSD	.7905	.1719	.6730	.0641	.0007	.0169	.0030
#1	1.967	2.010	1.883	2.014	1.993	2.002	1.984
#2	1.990	2.014	1.901	2.015	1.994	2.002	1.984
Check ?	Chk Pass	Chk Pass	Chk Pass	Chk Pass	Chk Pass	Chk Pass	Chk Pass
Value							
Range							

Int. Std.	Y_3600	Y_3710	Y_2243	In2306
Units	Cts/S	Cts/S	Cts/S	Cts/S
Avg	**191830.**	**47227.**	**3088.0**	**7773.7**
Stddev	381.	74.	.2	2.1
%RSD	.19885	.15666	.00508	.02747
#1	192100.	47280.	3087.9	7772.2
#2	191560.	47175.	3088.1	7775.2

Zoom In Zoom Out

Sample Name: ccb Acquired: 6/26/2014 17:28:33 Type: QC
Method: Accutest1(v181) Mode: CONC Corr. Factor: 1.000000
User: admin Custom ID1: Custom ID2: Custom ID3:
Comment:

Elem	Ba4554	Be3130	Cd2288	Co2286	Cr2677	Cu3247	Mn2576	Ni2316
Units	ppm	ppm	ppm	ppm	ppm	ppm	ppm	ppm
Avg	**.0001**	**.0000**	**.0000**	**.0001**	**.0001**	**-.0006**	**.0000**	**-.0001**
Stddev	.0000	.000	.0001	.0001	.0002	.0001	.000	.0003
%RSD	9.548	201.8	140.8	99.30	134.8	23.63	150.6	308.8
#1	.0001	.0000	.0000	.0002	.0003	-.0005	.0000	-.0004
#2	.0001	.0000	.0001	.0000	.0000	-.0007	-.0001	.0001
Check ?	Chk Pass	Chk Pass	Chk Pass	Chk Pass	Chk Pass	Chk Pass	Chk Pass	Chk Pass
High Limit								
Low Limit								

Elem	Ag3280	V_2924	Zn2062	As1890	Tl1908	Pb2203	Se1960	Sb2068
Units	ppm	ppm	ppm	ppm	ppm	ppm	ppm	ppm
Avg	**-.0001**	**.0001**	**-.0002**	**.0012**	**.0008**	**-.0006**	**-.0026**	**-.0005**
Stddev	.0002	.0001	.0021	.0003	.0003	.0006	.0006	.0009
%RSD	193.4	78.98	849.7	23.57	41.37	100.9	21.88	183.4
#1	.0000	.0002	.0012	.0010	.0010	-.0002	-.0022	-.0011
#2	-.0002	.0001	-.0017	.0013	.0006	-.0010	-.0030	.0001
Check ?	Chk Pass	Chk Pass	Chk Pass	Chk Pass	Chk Pass	Chk Pass	Chk Pass	Chk Pass
High Limit								
Low Limit								

Elem	Al3961	Ca3179	Fe2599	Mg2790	K_7664	Na5895	B_2089	Mo2020
Units	ppm	ppm	ppm	ppm	ppm	ppm	ppm	ppm
Avg	**-.0026**	**-.0069**	**-.0036**	**-.0099**	**-.0205**	**-.0158**	**.0013**	**.0003**
Stddev	.0034	.0012	.0013	.0067	.0011	.0004	.0004	.0000
%RSD	133.3	17.31	35.61	67.86	5.467	2.358	28.43	19.50
#1	-.0050	-.0078	-.0027	-.0051	-.0213	-.0160	.0016	.0002
#2	-.0001	-.0061	-.0045	-.0146	-.0197	-.0155	.0011	.0003
Check ?	Chk Pass	Chk Pass	Chk Pass	Chk Pass	Chk Pass	Chk Pass	Chk Pass	Chk Pass
High Limit								
Low Limit								

Zoom In Zoom Out

Sample Name: ccb Acquired: 6/26/2014 17:28:33 Type: QC
Method: Accutest1(v181) Mode: CONC Corr. Factor: 1.000000
User: admin Custom ID1: Custom ID2: Custom ID3:
Comment:

Elem	Pd3404	Si2124	Sn1899	Sr4077	Ti3349	W_2079	Zr3391	S_1820
Units	ppm	ppm	ppm	ppm	ppm	ppm	ppm	ppm
Avg	**-.0003**	**.0028**	**.0002**	**-.0001**	**-.0001**	**.0064**	**.0003**	W **.0283**
Stddev	.0009	.0010	.0003	.0000	.0002	.0011	.0000	.0410
%RSD	313.1	35.32	209.9	10.34	200.7	17.47	13.40	144.9
#1	-.0009	.0035	-.0001	-.0001	-.0002	.0072	.0002	.0573
#2	.0003	.0021	.0004	-.0001	.0000	.0056	.0003	-.0007
Check ?	Chk Pass	Chk Pass	Chk Pass	Chk Pass	Chk Pass	Chk Pass	Chk Pass	Chk Warn
High Limit								.0050
Low Limit								-.0050

Elem	Bi2230	Li6707
Units	ppm	ppm
Avg	**-.0007**	**.0012**
Stddev	.0002	.0007
%RSD	27.95	58.37
#1	-.0006	.0017
#2	-.0009	.0007
Check ?	Chk Pass	Chk Pass
High Limit		
Low Limit		

Int. Std.	Y_3600	Y_3710	Y_2243	In2306
Units	Cts/S	Cts/S	Cts/S	Cts/S
Avg	**201240.**	**47730.**	**3167.2**	**7976.3**
Stddev	2223.	106.	15.9	27.4
%RSD	1.1045	.22296	.50292	.34359
#1	199660.	47655.	3178.4	7995.7
#2	202810.	47805.	3155.9	7956.9

Zoom In Zoom Out

Sample Name: jb70033-7f Acquired: 6/26/2014 17:34:46 Type: Unk
Method: Accutest1(v181) Mode: CONC Corr. Factor: 1.000000
User: admin Custom ID1: Custom ID2: Custom ID3:
Comment:

Elem	Ba4554	Be3130	Cd2288	Co2286	Cr2677	Cu3247	Mn2576	Ni2316
Avg	**.0895**	**.0002**	**.0004**	**.0369**	**.0003**	**.0035**	**.1802**	**.0401**
Stddev	.0009	.0000	.0000	.0000	.0001	.0001	.0007	.0002
%RSD	1.033	2.375	6.908	.0202	28.67	2.143	.3667	.5433
#1	.0888	.0002	.0004	.0369	.0004	.0035	.1797	.0403
#2	.0901	.0002	.0004	.0369	.0003	.0034	.1806	.0400

Elem	Ag3280	V_2924	Zn2062	As1890	Tl1908	Pb2203	Se1960	Sb2068
Avg	**.0000**	**.0013**	**.1754**	**.0028**	F **-.0027**	**.0002**	**-.0014**	**.0003**
Stddev	.000	.0001	.0002	.0007	.0002	.0000	.0005	.0003
%RSD	265.4	8.439	.0913	24.44	8.242	11.19	38.92	107.8
#1	.0000	.0014	.1755	.0033	-.0026	.0002	-.0018	.0005
#2	-.0001	.0013	.1753	.0023	-.0029	.0002	-.0010	.0001

Elem	Al3961	Ca3179	Fe2599	Mg2790	K_7664	Na5895	B_2089	Mo2020
Avg	**.8541**	**11.47**	**.8069**	**10.46**	**2.665**	**22.16**	**.0295**	**.0003**
Stddev	.0011	.07	.0067	.07	.015	.11	.0004	.0001
%RSD	.1278	.6147	.8286	.6558	.5560	.4791	1.432	24.04
#1	.8533	11.42	.8022	10.42	2.655	22.08	.0298	.0002
#2	.8549	11.52	.8116	10.51	2.676	22.23	.0292	.0003

Elem	Pd3404	Si2124	Sn1899	Sr4077	Ti3349	W_2079	Zr3391	S_1820
Avg	**-.0002**	**4.017**	**-.0005**	**.0827**	**.0003**	**.0112**	**-.0005**	**13.32**
Stddev	.0001	.009	.0007	.0003	.0002	.0004	.0001	.02
%RSD	52.13	.2215	130.0	.4220	77.47	3.940	29.31	.1547
#1	-.0002	4.023	.0000	.0825	.0001	.0116	-.0006	13.34
#2	-.0003	4.010	-.0010	.0830	.0004	.0109	-.0004	13.31

Elem	Bi2230	Li6707
Avg	**-.0004**	**.0075**
Stddev	.0007	.0001
%RSD	196.9	1.628
#1	-.0009	.0076
#2	.0001	.0074

Zoom In Zoom Out

Sample Name: jb70033-7f Acquired: 6/26/2014 17:34:46 Type: Unk
Method: Accutest1(v181) Mode: CONC Corr. Factor: 1.000000
User: admin Custom ID1: Custom ID2: Custom ID3:
Comment:

Int. Std.	Y_3600	Y_3710	Y_2243	In2306
Avg	**197170.**	**48030.**	**3142.1**	**7919.3**
Stddev	272.	231.	3.3	13.1
%RSD	.13791	.48144	.10350	.16482
#1	197360.	48194.	3139.8	7910.0
#2	196970.	47867.	3144.4	7928.5

Zoom In Zoom Out

Sample Name: jb70091-1 Acquired: 6/26/2014 17:40:53 Type: Unk
Method: Accutest1(v181) Mode: CONC Corr. Factor: 1.000000
User: admin Custom ID1: Custom ID2: Custom ID3:
Comment:

Elem	Ba4554	Be3130	Cd2288	Co2286	Cr2677	Cu3247	Mn2576	Ni2316
Avg	**.0723**	**.0000**	**.0003**	**.0000**	**.0012**	**.0027**	**.0260**	**.0015**
Stddev	.0002	.000	.0001	.000	.0000	.0001	.0000	.0001
%RSD	.2360	87.90	36.15	844.1	3.870	3.048	.0092	8.561
#1	.0724	.0000	.0004	.0000	.0012	.0028	.0260	.0016
#2	.0722	.0000	.0002	.0000	.0012	.0026	.0260	.0014

Elem	Ag3280	V_2924	Zn2062	As1890	Tl1908	Pb2203	Se1960	Sb2068
Avg	**.0006**	**.0021**	**.0073**	**.0019**	F **-.0037**	**.0162**	**.0015**	**-.0003**
Stddev	.0002	.0001	.0002	.0007	.0002	.0001	.0007	.0006
%RSD	34.39	5.412	2.963	36.22	5.151	.9227	48.49	238.5
#1	.0007	.0021	.0071	.0024	-.0035	.0163	.0010	.0002
#2	.0004	.0020	.0074	.0014	-.0038	.0161	.0021	-.0007

Elem	Al3961	Ca3179	Fe2599	Mg2790	K_7664	Na5895	B_2089	Mo2020
Avg	**.5496**	**97.29**	**.7687**	**5.829**	**22.05**	**248.1**	**.0484**	**.0003**
Stddev	.0013	.64	.0008	.010	.03	1.8	.0002	.0001
%RSD	.2359	.6625	.1084	.1665	.1356	.7165	.3728	33.40
#1	.5505	97.74	.7681	5.836	22.07	249.3	.0483	.0002
#2	.5487	96.83	.7693	5.822	22.03	246.8	.0486	.0003

Elem	Pd3404	Si2124	Sn1899	Sr4077	Ti3349	W_2079	Zr3391	S_1820
Avg	**.0002**	**2.255**	**-.0006**	**.7518**	**.0048**	**-.0006**	**-.0006**	**9.077**
Stddev	.0002	.007	.0004	.0004	.0001	.0002	.0000	.020
%RSD	66.75	.3155	62.11	.0487	1.345	30.10	1.648	.2146
#1	.0001	2.250	-.0009	.7520	.0048	-.0005	-.0006	9.064
#2	.0003	2.260	-.0003	.7515	.0049	-.0008	-.0006	9.091

Elem	Bi2230	Li6707
Avg	**-.0004**	**.0035**
Stddev	.0010	.0007
%RSD	235.9	18.57
#1	-.0011	.0031
#2	.0003	.0040

Zoom In Zoom Out

Sample Name: jb70091-1 Acquired: 6/26/2014 17:40:53 Type: Unk
Method: Accutest1(v181) Mode: CONC Corr. Factor: 1.000000
User: admin Custom ID1: Custom ID2: Custom ID3:
Comment:

Int. Std.	Y_3600	Y_3710	Y_2243	In2306
Avg	**185760.**	**46231.**	**2987.2**	**7393.1**
Stddev	411.	107.	7.1	5.8
%RSD	.22146	.23090	.23644	.07872
#1	186050.	46306.	2992.2	7397.2
#2	185470.	46155.	2982.2	7389.0

Zoom In Zoom Out

Sample Name: jb70091-1f Acquired: 6/26/2014 17:47:12 Type: Unk
Method: Accutest1(v181) Mode: CONC Corr. Factor: 1.000000
User: admin Custom ID1: Custom ID2: Custom ID3:
Comment:

Elem	Ba4554	Be3130	Cd2288	Co2286	Cr2677	Cu3247	Mn2576	Ni2316
Avg	**.0730**	**.0000**	**.0002**	**-.0002**	**.0000**	**.0006**	**.0259**	**.0006**
Stddev	.0000	.000	.0000	.0001	.0002	.0002	.0002	.0002
%RSD	.0504	29.61	27.19	42.03	1006.	41.69	.5900	34.61
#1	.0731	.0000	.0002	-.0002	.0002	.0007	.0260	.0008
#2	.0730	.0000	.0001	-.0001	-.0001	.0004	.0258	.0005

Elem	Ag3280	V_2924	Zn2062	As1890	Tl1908	Pb2203	Se1960	Sb2068
Avg	**.0007**	**.0009**	**.0007**	**.0020**	F **-.0053**	**.0036**	**-.0006**	**-.0006**
Stddev	.0001	.0000	.0000	.0002	.0008	.0005	.0008	.0009
%RSD	21.14	1.459	1.321	8.646	15.16	12.74	134.3	161.1
#1	.0006	.0009	.0007	.0021	-.0048	.0039	.0000	-.0012
#2	.0008	.0009	.0007	.0019	-.0059	.0033	-.0011	.0001

Elem	Al3961	Ca3179	Fe2599	Mg2790	K_7664	Na5895	B_2089	Mo2020
Avg	**.2485**	**98.48**	**.4013**	**5.925**	**22.49**	**251.4**	**.0493**	**.0003**
Stddev	.0076	.09	.0016	.006	.03	.2	.0004	.0001
%RSD	3.076	.0915	.3864	.0949	.1533	.0828	.7513	41.70
#1	.2431	98.55	.4024	5.929	22.47	251.5	.0496	.0004
#2	.2539	98.42	.4002	5.921	22.52	251.2	.0490	.0002

Elem	Pd3404	Si2124	Sn1899	Sr4077	Ti3349	W_2079	Zr3391	S_1820
Avg	**.0002**	**2.003**	**-.0011**	**.7651**	**-.0001**	**.0123**	**-.0004**	**9.076**
Stddev	.0006	.004	.0000	.0014	.0002	.0002	.0002	.013
%RSD	413.7	.1880	.0021	.1883	350.0	1.302	39.13	.1405
#1	.0006	2.000	-.0011	.7641	.0001	.0122	-.0003	9.067
#2	-.0003	2.006	-.0011	.7661	-.0002	.0124	-.0005	9.085

Elem	Bi2230	Li6707
Avg	**-.0006**	**.0031**
Stddev	.0004	.0003
%RSD	57.59	11.21
#1	-.0004	.0028
#2	-.0009	.0033

Zoom In Zoom Out

Sample Name: jb70091-1f Acquired: 6/26/2014 17:47:12 Type: Unk
Method: Accutest1(v181) Mode: CONC Corr. Factor: 1.000000
User: admin Custom ID1: Custom ID2: Custom ID3:
Comment:

Int. Std.	Y_3600	Y_3710	Y_2243	In2306
Avg	**185590.**	**46536.**	**2996.0**	**7387.4**
Stddev	501.	207.	1.6	4.8
%RSD	.27020	.44466	.05504	.06462
#1	185230.	46390.	2997.2	7384.0
#2	185940.	46682.	2994.8	7390.8

Zoom In Zoom Out

Sample Name: jb70100-1 Acquired: 6/26/2014 17:53:29 Type: Unk
Method: Accutest1(v181) Mode: CONC Corr. Factor: 1.000000
User: admin Custom ID1: Custom ID2: Custom ID3:
Comment:

Elem	Ba4554	Be3130	Cd2288	Co2286	Cr2677	Cu3247	Mn2576	Ni2316
Avg	**.0598**	**.0000**	**.0000**	**-.0002**	**.0003**	**.0606**	**.0073**	**.0022**
Stddev	.0001	.000	.0000	.0001	.0000	.0000	.0000	.0001
%RSD	.1698	.9098	160.8	31.19	10.67	.0103	.5919	6.034
#1	.0597	.0000	.0001	-.0002	.0003	.0606	.0072	.0023
#2	.0599	.0000	.0000	-.0002	.0003	.0606	.0073	.0021

Elem	Ag3280	V_2924	Zn2062	As1890	Tl1908	Pb2203	Se1960	Sb2068
Avg	**.0001**	**.0005**	**.0267**	**.0028**	F **-.0023**	**.0008**	**-.0017**	**-.0007**
Stddev	.0002	.0002	.0000	.0001	.0003	.0003	.0007	.0009
%RSD	160.6	42.62	.1638	3.010	12.37	45.81	39.08	122.5
#1	.0003	.0007	.0267	.0028	-.0025	.0010	-.0012	-.0001
#2	.0000	.0004	.0268	.0029	-.0021	.0005	-.0021	-.0013

Elem	Al3961	Ca3179	Fe2599	Mg2790	K_7664	Na5895	B_2089	Mo2020
Avg	**.1243**	**37.30**	**.0619**	**10.44**	**5.925**	**183.6**	**.0617**	**.0011**
Stddev	.0006	.06	.0015	.04	.007	1.7	.0000	.0001
%RSD	.5133	.1477	2.415	.3850	.1240	.9367	.0189	11.29
#1	.1238	37.26	.0630	10.41	5.930	184.8	.0617	.0010
#2	.1247	37.34	.0609	10.47	5.920	182.4	.0617	.0012

Elem	Pd3404	Si2124	Sn1899	Sr4077	Ti3349	W_2079	Zr3391	S_1820
Avg	**.0001**	**4.408**	**-.0010**	**.1592**	**.0006**	**-.0014**	**-.0014**	**17.00**
Stddev	.0000	.007	.0003	.0001	.0001	.0004	.0000	.05
%RSD	32.56	.1609	36.12	.0846	15.02	24.90	1.590	.3090
#1	.0001	4.403	-.0007	.1593	.0005	-.0017	-.0014	16.96
#2	.0001	4.413	-.0012	.1591	.0007	-.0012	-.0014	17.04

Elem	Bi2230	Li6707
Avg	**-.0008**	**.0033**
Stddev	.0003	.0000
%RSD	45.08	.4465
#1	-.0010	.0032
#2	-.0005	.0033

Zoom In Zoom Out

Sample Name: jb70100-1 Acquired: 6/26/2014 17:53:29 Type: Unk
Method: Accutest1(v181) Mode: CONC Corr. Factor: 1.000000
User: admin Custom ID1: Custom ID2: Custom ID3:
Comment:

Int. Std.	Y_3600	Y_3710	Y_2243	In2306
Avg	**189840.**	**47181.**	**3050.3**	**7589.4**
Stddev	34.	73.	4.7	9.2
%RSD	.01804	.15469	.15281	.12093
#1	189870.	47232.	3053.6	7595.9
#2	189820.	47129.	3047.0	7582.9

Zoom In Zoom Out

Sample Name: jb70100-3 Acquired: 6/26/2014 17:59:41 Type: Unk
Method: Accutest1(v181) Mode: CONC Corr. Factor: 1.000000
User: admin Custom ID1: Custom ID2: Custom ID3:
Comment:

Elem	Ba4554	Be3130	Cd2288	Co2286	Cr2677	Cu3247	Mn2576	Ni2316	Ag3280
Avg	**.0393**	**-.0001**	**.0001**	**-.0003**	**.0016**	**.1144**	**.0030**	**.0015**	**.0001**
Stddev	.0000	.0000	.0001	.0000	.0002	.0004	.0000	.0000	.0002
%RSD	.0930	45.62	183.9	10.43	13.80	.3663	1.349	1.107	263.6
#1	.0393	-.0001	.0002	-.0003	.0014	.1147	.0029	.0015	.0003
#2	.0393	.0000	.0000	-.0002	.0017	.1141	.0030	.0015	-.0001

Elem	V_2924	Zn2062	As1890	Tl1908	Pb2203	Se1960	Sb2068	Al3961	Ca3179
Avg	**.0003**	**.0264**	**.0019**	**-.0013**	**.0003**	**.0001**	**.0002**	**.1577**	**30.31**
Stddev	.0001	.0000	.0004	.0004	.0002	.0009	.0002	.0023	.01
%RSD	19.20	.1228	23.33	33.41	60.02	624.2	113.6	1.487	.0471
#1	.0004	.0264	.0016	-.0016	.0002	.0008	.0000	.1593	30.32
#2	.0003	.0264	.0022	-.0010	.0005	-.0005	.0004	.1560	30.30

Elem	Fe2599	Mg2790	K_7664	Na5895	B_2089	Mo2020	Pd3404	Si2124	Sn1899
Avg	**.0245**	**8.641**	**1.962**	**26.09**	**.0291**	**.0005**	**.0004**	**4.084**	**-.0007**
Stddev	.0004	.001	.002	.03	.0001	.0002	.0003	.011	.0000
%RSD	1.511	.0063	.1149	.1062	.4896	34.20	67.29	.2740	3.498
#1	.0248	8.641	1.960	26.11	.0290	.0007	.0006	4.092	-.0007
#2	.0243	8.640	1.964	26.07	.0292	.0004	.0002	4.076	-.0007

Elem	Sr4077	Ti3349	W_2079	Zr3391	S_1820	Bi2230	Li6707
Avg	**.1235**	**-.0001**	**-.0017**	**-.0010**	**14.81**	**-.0008**	**.0036**
Stddev	.0000	.0002	.0003	.0001	.03	.0009	.0001
%RSD	.0148	257.7	18.66	8.359	.1737	106.8	3.328
#1	.1235	.0001	-.0015	-.0010	14.83	-.0015	.0037
#2	.1235	-.0002	-.0019	-.0011	14.79	-.0002	.0036

Int. Std.	Y_3600	Y_3710	Y_2243	In2306
Avg	**195990.**	**47357.**	**3108.4**	**7887.8**
Stddev	688.	37.	3.0	10.6
%RSD	.35121	.07718	.09600	.13489
#1	195500.	47383.	3106.3	7880.3
#2	196470.	47332.	3110.5	7895.3

Zoom In Zoom Out

Sample Name: jb70044-8 1 Acquired: 6/26/2014 18:05:46 Type: Unk
Method: Accutest1(v181) Mode: CONC Corr. Factor: 1.000000
User: admin Custom ID1: Custom ID2: Custom ID3:
Comment:

Elem	Ba4554	Be3130	Cd2288	Co2286	Cr2677	Cu3247	Mn2576	Ni2316	Ag3280
Avg	**.0001**	**-.0001**	**.0001**	**.0001**	**.0000**	**-.0008**	**.0000**	**.0000**	**-.0004**
Stddev	.0000	.0000	.0000	.0000	.000	.0001	.000	.0001	.0003
%RSD	39.65	11.96	21.99	18.03	228.9	8.189	9.544	203.7	65.57
#1	.0001	-.0001	.0001	.0001	-.0001	-.0008	.0000	.0001	-.0006
#2	.0001	-.0001	.0001	.0002	.0000	-.0007	.0000	.0000	-.0002

Elem	V_2924	Zn2062	As1890	Tl1908	Pb2203	Se1960	Sb2068	Al3961	Ca3179
Avg	**.0001**	**-.0004**	**.0007**	**.0000**	**-.0010**	**-.0011**	**-.0001**	**-.0086**	**.0413**
Stddev	.0001	.0001	.0000	.0003	.0002	.0007	.0005	.0047	.0002
%RSD	169.0	26.83	4.605	8088.	19.60	62.04	546.3	53.92	.5299
#1	.0000	-.0004	.0007	-.0002	-.0009	-.0006	.0003	-.0053	.0412
#2	.0001	-.0005	.0008	.0002	-.0012	-.0016	-.0005	-.0119	.0415

Elem	Fe2599	Mg2790	K_7664	Na5895	B_2089	Mo2020	Pd3404	Si2124	Sn1899
Avg	**-.0045**	**-.0073**	**-.0021**	**-.0090**	**.0003**	**-.0002**	**-.0001**	**.0085**	**-.0003**
Stddev	.0000	.0069	.0284	.0036	.0001	.0001	.0001	.0004	.0002
%RSD	.0918	94.77	1331.	39.67	44.76	52.20	76.19	4.534	74.02
#1	-.0045	-.0121	.0180	-.0065	.0002	-.0002	-.0001	.0082	-.0004
#2	-.0045	-.0024	-.0222	-.0115	.0004	-.0001	.0000	.0088	-.0001

Elem	Sr4077	Ti3349	W_2079	Zr3391	S_1820	Bi2230	Li6707
Avg	**-.0001**	**-.0001**	**-.0030**	**-.0001**	**.0001**	**.0003**	**.0008**
Stddev	.0000	.0002	.0008	.0001	.0020	.0002	.0004
%RSD	30.47	295.1	26.78	166.2	3769.	85.07	47.11
#1	-.0001	.0001	-.0036	-.0002	-.0013	.0004	.0011
#2	-.0001	-.0002	-.0024	.0000	.0014	.0001	.0005

Int. Std.	Y_3600	Y_3710	Y_2243	In2306
Avg	**202010.**	**47321.**	**3182.4**	**8053.6**
Stddev	639.	56.	.2	12.0
%RSD	.31647	.11849	.00597	.14949
#1	201560.	47361.	3182.6	8062.1
#2	202460.	47282.	3182.3	8045.1

Zoom In Zoom Out

Sample Name: jb70044-15 Acquired: 6/26/2014 18:11:56 Type: Unk
Method: Accutest1(v181) Mode: CONC Corr. Factor: 1.000000
User: admin Custom ID1: Custom ID2: Custom ID3:
Comment:

Elem	Ba4554	Be3130	Cd2288	Co2286	Cr2677	Cu3247	Mn2576	Ni2316	Ag3280
Avg	**.0002**	**.0000**	**.0000**	**.0001**	**-.0001**	**-.0007**	**-.0001**	**-.0001**	**-.0004**
Stddev	.0002	.000	.000	.0000	.0002	.0001	.0000	.0001	.0000
%RSD	117.0	184.2	151.1	29.29	146.5	15.29	9.601	98.61	5.445
#1	.0000	.0000	.0000	.0001	-.0003	-.0008	-.0001	-.0002	-.0004
#2	.0003	.0000	.0000	.0000	.0000	-.0007	-.0001	.0000	-.0004

Elem	V_2924	Zn2062	As1890	Tl1908	Pb2203	Se1960	Sb2068	Al3961	Ca3179
Avg	**.0000**	**-.0051**	**.0006**	**.0007**	**-.0005**	**.0001**	**-.0003**	**-.0099**	**-.0200**
Stddev	.000	.0001	.0002	.0010	.0007	.0010	.0004	.0007	.0008
%RSD	1073.	1.277	32.33	145.9	139.5	900.2	118.5	7.174	4.012
#1	.0000	-.0052	.0008	.0000	.0000	.0008	-.0001	-.0094	-.0194
#2	.0000	-.0051	.0005	.0014	-.0010	-.0006	-.0006	-.0104	-.0205

Elem	Fe2599	Mg2790	K_7664	Na5895	B_2089	Mo2020	Pd3404	Si2124	Sn1899
Avg	**-.0047**	**-.0102**	**-.0260**	**-.0194**	**.0002**	**-.0003**	**.0002**	**.0089**	**.0002**
Stddev	.0001	.0059	.0062	.0033	.0001	.0000	.0007	.0000	.0002
%RSD	3.031	58.38	23.81	17.11	56.34	4.896	330.4	.1215	125.9
#1	-.0048	-.0060	-.0304	-.0171	.0001	-.0003	-.0003	.0089	.0003
#2	-.0046	-.0143	-.0216	-.0218	.0003	-.0003	.0007	.0089	.0000

Elem	Sr4077	Ti3349	W_2079	Zr3391	S_1820	Bi2230	Li6707
Avg	**-.0001**	**.0001**	**-.0032**	**-.0001**	**-.0022**	**.0001**	**.0011**
Stddev	.0000	.0003	.0000	.0000	.0012	.0002	.0001
%RSD	35.32	236.3	.0441	65.78	53.24	447.9	6.100
#1	-.0002	.0003	-.0032	-.0001	-.0030	.0002	.0010
#2	-.0001	-.0001	-.0032	.0000	-.0014	-.0001	.0011

Int. Std.	Y_3600	Y_3710	Y_2243	In2306
Avg	**201750.**	**47221.**	**3180.8**	**8039.8**
Stddev	483.	217.	5.6	16.0
%RSD	.23941	.46016	.17736	.19929
#1	202090.	47068.	3176.8	8028.5
#2	201410.	47375.	3184.8	8051.1

Zoom In Zoom Out

Sample Name: sampleconf Acquired: 6/26/2014 18:18:07 Type: Unk
Method: Accutest1(v181) Mode: CONC Corr. Factor: 1.000000
User: admin Custom ID1: Custom ID2: Custom ID3:
Comment:

Elem	Ba4554	Be3130	Cd2288	Co2286	Cr2677	Cu3247	Mn2576	Ni2316	Ag3280
Avg	**.0001**	**.0000**	**.0001**	**.0002**	**.0002**	**-.0006**	**-.0001**	**-.0002**	**-.0003**
Stddev	.0001	.000	.0001	.0001	.0001	.0000	.0000	.0000	.0002
%RSD	72.45	74.48	235.7	74.00	51.26	8.836	9.585	25.20	61.37
#1	.0002	-.0001	.0001	.0002	.0002	-.0005	-.0001	-.0002	-.0004
#2	.0001	.0000	.0000	.0001	.0001	-.0006	-.0001	-.0002	-.0002

Elem	V_2924	Zn2062	As1890	Tl1908	Pb2203	Se1960	Sb2068	Al3961	Ca3179
Avg	**.0001**	**-.0052**	**.0005**	**.0003**	**-.0009**	**-.0007**	**-.0006**	**-.0049**	**-.0198**
Stddev	.0001	.0000	.0002	.0002	.0004	.0001	.0002	.0019	.0016
%RSD	91.34	.5709	43.35	79.99	39.05	19.25	30.96	39.73	7.896
#1	.0000	-.0052	.0007	.0001	-.0007	-.0008	-.0005	-.0063	-.0209
#2	.0002	-.0051	.0003	.0005	-.0012	-.0006	-.0007	-.0035	-.0187

Elem	Fe2599	Mg2790	K_7664	Na5895	B_2089	Mo2020	Pd3404	Si2124	Sn1899
Avg	**-.0039**	**-.0092**	**-.0259**	**-.0176**	**.0000**	**-.0003**	**-.0002**	**.0133**	**-.0001**
Stddev	.0000	.0038	.0030	.0043	.0003	.0001	.0004	.0002	.0002
%RSD	.9748	41.30	11.61	24.30	1034.	21.37	184.5	1.580	166.2
#1	-.0039	-.0118	-.0280	-.0146	.0003	-.0003	.0001	.0131	.0000
#2	-.0039	-.0065	-.0238	-.0207	-.0002	-.0004	-.0005	.0134	-.0002

Elem	Sr4077	Ti3349	W_2079	Zr3391	S_1820	Bi2230	Li6707
Avg	**-.0001**	**.0000**	**-.0035**	**.0001**	**-.0012**	**-.0002**	**.0010**
Stddev	.0000	.000	.0003	.0001	.0008	.0010	.0000
%RSD	30.90	1163.	8.432	196.9	64.86	546.3	1.068
#1	-.0001	-.0001	-.0037	.0001	-.0018	-.0009	.0010
#2	-.0001	.0000	-.0033	.0000	-.0007	.0005	.0010

Int. Std.	Y_3600	Y_3710	Y_2243	In2306
Avg	**199890.**	**47671.**	**3186.6**	**8044.8**
Stddev	412.	53.	6.6	18.9
%RSD	.20607	.11127	.20716	.23544
#1	200180.	47708.	3182.0	8031.5
#2	199600.	47633.	3191.3	8058.2

Zoom In Zoom Out

Sample Name: ccv Acquired: 6/26/2014 18:24:18 Type: QC
Method: Accutest1(v181) Mode: CONC Corr. Factor: 1.000000
User: admin Custom ID1: Custom ID2: Custom ID3:
Comment:

Elem	Ba4554	Be3130	Cd2288	Co2286	Cr2677	Cu3247	Mn2576	Ni2316	Ag3280
Units	ppm	ppm	ppm	ppm	ppm	ppm	ppm	ppm	ppm
Avg	**2.028**	**2.034**	**2.028**	**2.050**	**2.024**	**1.990**	**2.074**	**2.063**	**.2467**
Stddev	.025	.021	.000	.000	.007	.003	.006	.001	.0003
%RSD	1.242	1.006	.0190	.0168	.3681	.1555	.2886	.0603	.1384
#1	2.046	2.048	2.028	2.050	2.029	1.992	2.078	2.062	.2469
#2	2.010	2.019	2.029	2.049	2.019	1.988	2.070	2.064	.2464
Check ?	Chk Pass	Chk Pass	Chk Pass	Chk Pass	Chk Pass	Chk Pass	Chk Pass	Chk Pass	Chk Pass
Value									
Range									

Elem	V_2924	Zn2062	As1890	Tl1908	Pb2203	Se1960	Sb2068	Al3961	Ca3179
Units	ppm	ppm	ppm	ppm	ppm	ppm	ppm	ppm	ppm
Avg	**2.000**	**2.067**	**2.019**	**2.074**	**2.049**	**2.037**	**2.019**	**39.61**	**40.53**
Stddev	.004	.000	.001	.001	.000	.001	.000	.52	.44
%RSD	.1950	.0070	.0269	.0258	.0124	.0496	.0103	1.311	1.089
#1	2.003	2.067	2.020	2.074	2.049	2.038	2.019	39.97	40.85
#2	1.998	2.067	2.019	2.074	2.049	2.037	2.018	39.24	40.22
Check ?	Chk Pass	Chk Pass	Chk Pass	Chk Pass	Chk Pass	Chk Pass	Chk Pass	Chk Pass	Chk Pass
Value									
Range									

Elem	Fe2599	Mg2790	K_7664	Na5895	B_2089	Mo2020	Pd3404	Si2124	Sn1899
Units	ppm	ppm	ppm	ppm	ppm	ppm	ppm	ppm	ppm
Avg	**40.58**	**39.60**	**39.51**	**39.68**	**2.010**	**2.031**	**1.985**	**4.977**	**2.045**
Stddev	.46	.46	.49	.48	.002	.000	.001	.007	.001
%RSD	1.141	1.157	1.237	1.218	.0978	.0080	.0675	.1344	.0337
#1	40.90	39.92	39.86	40.02	2.009	2.031	1.986	4.972	2.046
#2	40.25	39.27	39.17	39.34	2.012	2.031	1.984	4.982	2.045
Check ?	Chk Pass	Chk Pass	Chk Pass	Chk Pass	Chk Pass	Chk Pass	Chk Pass	Chk Pass	Chk Pass
Value									
Range									

Zoom In Zoom Out

Sample Name: ccv Acquired: 6/26/2014 18:24:18 Type: QC
Method: Accutest1(v181) Mode: CONC Corr. Factor: 1.000000
User: admin Custom ID1: Custom ID2: Custom ID3:
Comment:

Elem	Sr4077	Ti3349	W_2079	Zr3391	S_1820	Bi2230	Li6707
Units	ppm	ppm	ppm	ppm	ppm	ppm	ppm
Avg	**2.006**	**2.018**	**1.890**	**2.019**	**1.993**	**2.001**	**1.971**
Stddev	.001	.006	.012	.002	.000	.004	.024
%RSD	.0624	.3028	.6309	.1043	.0147	.2226	1.222
#1	2.005	2.022	1.882	2.021	1.993	1.998	1.988
#2	2.007	2.013	1.899	2.018	1.993	2.004	1.954
Check ?	Chk Pass	Chk Pass	Chk Pass	Chk Pass	Chk Pass	Chk Pass	Chk Pass
Value							
Range							

Int. Std.	Y_3600	Y_3710	Y_2243	In2306
Units	Cts/S	Cts/S	Cts/S	Cts/S
Avg	**191680.**	**47537.**	**3085.3**	**7763.8**
Stddev	605.	500.	.2	3.7
%RSD	.31539	1.0520	.00744	.04778
#1	191250.	47184.	3085.5	7761.1
#2	192110.	47891.	3085.2	7766.4

Zoom In Zoom Out

Sample Name: ccb Acquired: 6/26/2014 18:30:31 Type: QC
Method: Accutest1(v181) Mode: CONC Corr. Factor: 1.000000
User: admin Custom ID1: Custom ID2: Custom ID3:
Comment:

Elem	Ba4554	Be3130	Cd2288	Co2286	Cr2677	Cu3247	Mn2576	Ni2316	Ag3280
Units	ppm	ppm	ppm	ppm	ppm	ppm	ppm	ppm	ppm
Avg	**.0004**	**.0001**	**.0002**	**.0002**	**.0002**	**-.0004**	**.0001**	**.0000**	**-.0003**
Stddev	.0001	.0000	.0001	.0002	.0002	.0001	.0000	.0002	.0002
%RSD	38.53	81.35	26.83	76.78	99.61	20.21	3.864	1202.	52.74
#1	.0003	.0000	.0002	.0004	.0003	-.0003	.0001	.0001	-.0002
#2	.0005	.0001	.0002	.0001	.0001	-.0004	.0001	-.0001	-.0004
Check ?	Chk Pass	Chk Pass	Chk Pass	Chk Pass	Chk Pass	Chk Pass	Chk Pass	Chk Pass	Chk Pass
High Limit									
Low Limit									

Elem	V_2924	Zn2062	As1890	Tl1908	Pb2203	Se1960	Sb2068	Al3961	Ca3179
Units	ppm	ppm	ppm	ppm	ppm	ppm	ppm	ppm	ppm
Avg	**.0002**	**-.0016**	**.0008**	**.0007**	**-.0005**	**-.0012**	**.0005**	**-.0055**	**-.0039**
Stddev	.0002	.0000	.0000	.0005	.0002	.0006	.0006	.0036	.0010
%RSD	107.8	2.351	5.360	69.57	47.22	50.84	117.5	65.03	26.17
#1	.0000	-.0017	.0008	.0011	-.0003	-.0017	.0001	-.0081	-.0032
#2	.0003	-.0016	.0008	.0004	-.0006	-.0008	.0009	-.0030	-.0046
Check ?	Chk Pass	Chk Pass	Chk Pass	Chk Pass	Chk Pass	Chk Pass	Chk Pass	Chk Pass	Chk Pass
High Limit									
Low Limit									

Elem	Fe2599	Mg2790	K_7664	Na5895	B_2089	Mo2020	Pd3404	Si2124	Sn1899
Units	ppm	ppm	ppm	ppm	ppm	ppm	ppm	ppm	ppm
Avg	**-.0019**	**-.0050**	**-.0379**	**-.0218**	**.0018**	**.0002**	**-.0001**	**.0024**	**-.0002**
Stddev	.0008	.0133	.0204	.0004	.0005	.0002	.0002	.0002	.0002
%RSD	42.63	262.8	53.82	2.022	30.01	89.13	157.6	6.766	84.63
#1	-.0025	.0043	-.0523	-.0215	.0022	.0003	.0000	.0022	-.0004
#2	-.0013	-.0144	-.0235	-.0221	.0014	.0001	-.0002	.0025	-.0001
Check ?	Chk Pass	Chk Pass	Chk Pass	Chk Pass	Chk Pass	Chk Pass	Chk Pass	Chk Pass	Chk Pass
High Limit									
Low Limit									

Zoom In Zoom Out

Sample Name: ccb Acquired: 6/26/2014 18:30:31 Type: QC
Method: Accutest1(v181) Mode: CONC Corr. Factor: 1.000000
User: admin Custom ID1: Custom ID2: Custom ID3:
Comment:

Elem	Sr4077	Ti3349	W_2079	Zr3391	S_1820	Bi2230	Li6707
Units	ppm	ppm	ppm	ppm	ppm	ppm	ppm
Avg	**.0000**	**.0003**	**.0059**	**.0003**	**-.0030**	**-.0002**	**-.0003**
Stddev	.000	.0002	.0012	.0001	.0005	.0002	.0004
%RSD	228.3	80.79	20.19	18.98	15.82	81.48	108.3
#1	.0000	.0001	.0068	.0003	-.0033	-.0001	-.0001
#2	.0000	.0004	.0051	.0002	-.0027	-.0003	-.0006
Check ?	Chk Pass	Chk Pass	Chk Pass	Chk Pass	Chk Pass	Chk Pass	Chk Pass
High Limit							
Low Limit							

Int. Std.	Y_3600	Y_3710	Y_2243	In2306
Units	Cts/S	Cts/S	Cts/S	Cts/S
Avg	**200850.**	**47408.**	**3181.4**	**8052.8**
Stddev	213.	61.	5.1	5.0
%RSD	.10592	.12808	.15884	.06251
#1	201000.	47451.	3185.0	8056.4
#2	200700.	47365.	3177.8	8049.2

Zoom In Zoom Out

Sample Name: cri Acquired: 6/26/2014 18:36:43 Type: QC
Method: Accutest1(v181) Mode: CONC Corr. Factor: 1.000000
User: admin Custom ID1: Custom ID2: Custom ID3:
Comment:

Elem	Ba4554	Be3130	Cd2288	Co2286	Cr2677	Cu3247	Mn2576	Ni2316
Units	ppm	ppm	ppm	ppm	ppm	ppm	ppm	ppm
Avg	**.2074**	**.0021**	**.0032**	**.0526**	**.0106**	**.0096**	**.0159**	**.0107**
Stddev	.0002	.0000	.0001	.0002	.0001	.0001	.0000	.0001
%RSD	.0916	.7404	3.129	.3456	.7884	.8418	.2077	.9940
#1	.2075	.0021	.0032	.0525	.0105	.0096	.0159	.0108
#2	.2072	.0021	.0033	.0528	.0106	.0097	.0159	.0106
Check ?	Chk Pass	Chk Pass	Chk Pass	Chk Pass	Chk Pass	Chk Pass	Chk Pass	Chk Pass
Value								
Range								

Elem	Ag3280	V_2924	Zn2062	As1890	Tl1908	Pb2203	Se1960	Sb2068
Units	ppm	ppm	ppm	ppm	ppm	ppm	ppm	ppm
Avg	**.0047**	**.0539**	**.0170**	W **.0099**	**.0092**	**.0029**	**.0100**	**.0059**
Stddev	.0002	.0002	.0000	.0003	.0002	.0007	.0007	.0006
%RSD	3.912	.2837	.0772	3.037	2.614	22.77	7.259	9.736
#1	.0048	.0538	.0170	.0101	.0091	.0034	.0095	.0063
#2	.0046	.0540	.0170	.0097	.0094	.0025	.0106	.0055
Check ?	Chk Pass	Chk Pass	Chk Pass	Chk Warn	Chk Pass	Chk Pass	Chk Pass	Chk Pass
Value				.0080				
Range				20.00%				

Elem	Al3961	Ca3179	Fe2599	Mg2790	K_7664	Na5895	B_2089	Mo2020
Units	ppm	ppm	ppm	ppm	ppm	ppm	ppm	ppm
Avg	**.2113**	**5.173**	**.1046**	**5.255**	**4.982**	**5.049**	**.1042**	**.0208**
Stddev	.0006	.008	.0001	.005	.011	.022	.0002	.0002
%RSD	.2969	.1539	.0955	.0916	.2127	.4416	.1810	.7930
#1	.2118	5.167	.1047	5.258	4.989	5.064	.1043	.0210
#2	.2109	5.178	.1046	5.252	4.974	5.033	.1041	.0207
Check ?	Chk Pass	Chk Pass	Chk Pass	Chk Pass	Chk Pass	Chk Pass	Chk Pass	Chk Pass
Value								
Range								

Zoom In Zoom Out

Sample Name: cri Acquired: 6/26/2014 18:36:43 Type: QC
Method: Accutest1(v181) Mode: CONC Corr. Factor: 1.000000
User: admin Custom ID1: Custom ID2: Custom ID3:
Comment:

Elem	Pd3404	Si2124	Sn1899	Sr4077	Ti3349	W_2079	Zr3391	S_1820
Units	ppm	ppm	ppm	ppm	ppm	ppm	ppm	ppm
Avg	**.0480**	**.2022**	**.0097**	**.0104**	**.0104**	**.0531**	**.0101**	**.0470**
Stddev	.0003	.0010	.0004	.0000	.0001	.0001	.0000	.0005
%RSD	.5619	.4802	3.620	.2194	.9335	.2277	.3376	1.132
#1	.0482	.2015	.0099	.0105	.0105	.0532	.0101	.0466
#2	.0478	.2029	.0094	.0104	.0104	.0530	.0101	.0473
Check ?	Chk Pass	Chk Pass	Chk Pass	Chk Pass	Chk Pass	Chk Pass	Chk Pass	Chk Pass
Value								
Range								

Elem	Bi2230	Li6707
Units	ppm	ppm
Avg	**.0202**	**.0229**
Stddev	.0007	.0012
%RSD	3.216	5.157
#1	.0198	.0220
#2	.0207	.0237
Check ?	Chk Pass	Chk Pass
Value		
Range		

Int. Std.	Y_3600	Y_3710	Y_2243	In2306
Units	Cts/S	Cts/S	Cts/S	Cts/S
Avg	**198860.**	**47359.**	**3167.7**	**7984.9**
Stddev	8.	132.	2.0	5.5
%RSD	.00422	.27863	.06317	.06827
#1	198870.	47452.	3169.2	7981.0
#2	198850.	47265.	3166.3	7988.7

Zoom In Zoom Out

Sample Name: crid Acquired: 6/26/2014 18:42:50 Type: QC
Method: Accutest1(v181) Mode: CONC Corr. Factor: 1.000000
User: admin Custom ID1: Custom ID2: Custom ID3:
Comment:

Elem	Ba4554	Be3130	Cd2288	Co2286	Cr2677	Cu3247	Mn2576	Ni2316
Units	ppm	ppm	ppm	ppm	ppm	ppm	ppm	ppm
Avg	**.0041**	**.0010**	**.0009**	**.0031**	**.0020**	**.0016**	**.0031**	**.0040**
Stddev	.0000	.0000	.0000	.0002	.0001	.0003	.0000	.0001
%RSD	.8597	.6980	3.182	5.382	5.445	17.37	.8195	3.694
#1	.0041	.0010	.0009	.0030	.0021	.0014	.0031	.0039
#2	.0041	.0010	.0009	.0032	.0019	.0018	.0031	.0041
Check ?	Chk Pass	Chk Pass	Chk Pass	Chk Pass	Chk Pass	Chk Pass	Chk Pass	Chk Pass
Value								
Range								

Elem	Ag3280	V_2924	Zn2062	As1890	Tl1908	Pb2203	Se1960	Sb2068
Units	ppm	ppm	ppm	ppm	ppm	ppm	ppm	ppm
Avg	F **.0004**	**.0019**	F **.0065**	W **.0038**	**.0019**	W **.0019**	W **.0040**	**.0029**
Stddev	.0003	.0001	.0001	.0002	.0001	.0004	.0014	.0009
%RSD	68.87	3.824	1.351	4.049	7.621	18.99	34.18	30.50
#1	.0006	.0020	.0066	.0037	.0020	.0016	.0030	.0023
#2	.0002	.0019	.0065	.0039	.0018	.0021	.0049	.0036
Check ?	Chk Fail	Chk Pass	Chk Fail	Chk Warn	Chk Pass	Chk Warn	Chk Warn	Chk Pass
Value	.0010		.0100	.0030		.0025	.0050	
Range	-30.00%		-30.00%	20.00%		-20.00%	-20.00%	

Elem	Al3961	Ca3179	Fe2599	Mg2790	K_7664	Na5895	B_2089	Mo2020
Units	ppm	ppm	ppm	ppm	ppm	ppm	ppm	ppm
Avg	**.1010**	**1.020**	**-.0044**	**.0931**	**1.997**	**.9830**	**.0109**	**.0000**
Stddev	.0005	.002	.0005	.0015	.020	.0022	.0004	.0000
%RSD	.5443	.1980	10.32	1.589	1.017	.2225	3.886	50.20
#1	.1006	1.019	-.0047	.0921	2.011	.9845	.0112	.0000
#2	.1014	1.022	-.0041	.0941	1.982	.9814	.0106	.0000
Check ?	Chk Pass	Chk Pass	None	Chk Pass	Chk Pass	Chk Pass	Chk Pass	None
Value								
Range								

Zoom In Zoom Out

Sample Name: crid Acquired: 6/26/2014 18:42:50 Type: QC
Method: Accutest1(v181) Mode: CONC Corr. Factor: 1.000000
User: admin Custom ID1: Custom ID2: Custom ID3:
Comment:

Elem	Pd3404	Si2124	Sn1899	Sr4077	Ti3349	W_2079	Zr3391	S_1820
Units	ppm	ppm	ppm	ppm	ppm	ppm	ppm	ppm
Avg	**.0004**	**-.0009**	**-.0004**	**-.0002**	**.0001**	F **.0004**	F **.0001**	F **-.0021**
Stddev	.0006	.0002	.0001	.0000	.0002	.0001	.0001	.0012
%RSD	146.4	24.24	15.07	.6130	113.9	28.51	137.5	58.10
#1	.0008	-.0010	-.0003	-.0002	.0000	.0005	.0000	-.0012
#2	.0000	-.0007	-.0004	-.0002	.0002	.0003	.0001	-.0029
Check ?	None	None	None	None	None	Chk Fail	Chk Fail	Chk Fail
Value						.0040	.0040	.0040
Range						-30.00%	-30.00%	-30.00%

Elem	Bi2230	Li6707
Units	ppm	ppm
Avg	F **-.0006**	F **.0011**
Stddev	.0003	.0001
%RSD	51.38	6.576
#1	-.0008	.0012
#2	-.0004	.0011
Check ?	Chk Fail	Chk Fail
Value	.0040	.0040
Range	-30.00%	-30.00%

Int. Std.	Y_3600	Y_3710	Y_2243	In2306
Units	Cts/S	Cts/S	Cts/S	Cts/S
Avg	**200130.**	**47427.**	**3186.6**	**8036.9**
Stddev	14.	49.	2.6	13.3
%RSD	.00700	.10257	.08303	.16580
#1	200120.	47461.	3188.5	8046.3
#2	200140.	47392.	3184.7	8027.5

Zoom In Zoom Out

Sample Name: cria Acquired: 6/26/2014 18:49:01 Type: QC
Method: Accutest1(v181) Mode: CONC Corr. Factor: 1.000000
User: admin Custom ID1: Custom ID2: Custom ID3:
Comment:

Elem	Ba4554	Be3130	Cd2288	Co2286	Cr2677	Cu3247	Mn2576	Ni2316	Ag3280
Units	ppm	ppm	ppm	ppm	ppm	ppm	ppm	ppm	ppm
Avg	**.0001**	**.0000**	**.0000**	**.0002**	**.0001**	**-.0006**	**-.0001**	**-.0001**	**-.0001**
Stddev	.0001	.000	.000	.0001	.0001	.0004	.0000	.0001	.0000
%RSD	181.7	4.956	1344.	60.78	61.28	64.01	6.270	70.32	57.66
#1	.0000	.0000	.0000	.0003	.0002	-.0003	-.0001	-.0001	-.0001
#2	.0002	-.0001	.0000	.0001	.0001	-.0008	-.0001	-.0002	.0000
Check ?	None	None	None	None	None	None	None	None	None
Value									
Range									

Elem	V_2924	Zn2062	As1890	Tl1908	Pb2203	Se1960	Sb2068	Al3961	Ca3179
Units	ppm	ppm	ppm	ppm	ppm	ppm	ppm	ppm	ppm
Avg	**.0001**	**-.0019**	**.0210**	**.0000**	**.0207**	**.0205**	**.0201**	**.4961**	**-.0119**
Stddev	.0001	.0001	.0002	.0003	.0001	.0006	.0003	.0017	.0005
%RSD	154.0	4.480	.9708	1675.	.5265	3.136	1.680	.3506	3.996
#1	.0000	-.0018	.0211	.0002	.0208	.0201	.0198	.4973	-.0116
#2	.0002	-.0020	.0208	-.0002	.0207	.0210	.0203	.4949	-.0122
Check ?	None	None	Chk Pass	None	Chk Pass	Chk Pass	Chk Pass	Chk Pass	None
Value									
Range									

Elem	Fe2599	Mg2790	K_7664	Na5895	B_2089	Mo2020	Pd3404	Si2124	Sn1899
Units	ppm	ppm	ppm	ppm	ppm	ppm	ppm	ppm	ppm
Avg	**.5364**	**-.0113**	**-.0245**	**-.0253**	**.0003**	**-.0002**	**.0001**	**-.0002**	**-.0002**
Stddev	.0022	.0065	.0129	.0018	.0006	.0001	.0007	.0004	.0002
%RSD	.4115	57.45	52.71	6.917	201.9	58.13	734.6	289.5	72.42
#1	.5379	-.0067	-.0154	-.0241	.0007	-.0003	-.0004	.0002	-.0003
#2	.5348	-.0158	-.0337	-.0266	-.0001	-.0001	.0006	-.0005	-.0001
Check ?	Chk Pass	None	None	None	None	None	None	None	None
Value									
Range									

Zoom In Zoom Out

Sample Name: cria Acquired: 6/26/2014 18:49:01 Type: QC
Method: Accutest1(v181) Mode: CONC Corr. Factor: 1.000000
User: admin Custom ID1: Custom ID2: Custom ID3:
Comment:

Elem	Sr4077	Ti3349	W_2079	Zr3391	S_1820	Bi2230	Li6707
Units	ppm	ppm	ppm	ppm	ppm	ppm	ppm
Avg	**-.0001**	**.0001**	**-.0012**	**.0000**	**.0003**	**-.0005**	**.0006**
Stddev	.0000	.0001	.0000	.0001	.0013	.0009	.0002
%RSD	29.51	67.80	3.260	12410.	510.8	189.0	29.73
#1	-.0001	.0001	-.0012	.0001	-.0007	-.0011	.0007
#2	-.0001	.0000	-.0011	-.0001	.0012	.0002	.0005
Check ?	None	None	None	None	None	None	None
Value							
Range							

Int. Std.	Y_3600	Y_3710	Y_2243	In2306
Units	Cts/S	Cts/S	Cts/S	Cts/S
Avg	**200900.**	**47583.**	**3186.3**	**8055.8**
Stddev	240.	12.	4.6	11.3
%RSD	.11940	.02613	.14416	.14014
#1	200730.	47592.	3183.0	8047.8
#2	201070.	47575.	3189.5	8063.7

Zoom In Zoom Out

Sample Name: icsa Acquired: 6/26/2014 18:55:12 Type: QC
Method: Accutest1(v181) Mode: CONC Corr. Factor: 1.000000
User: admin Custom ID1: Custom ID2: Custom ID3:
Comment:

Elem	Ba4554	Be3130	Cd2288	Co2286	Cr2677	Cu3247	Mn2576	Ni2316	Ag3280
Units	ppm	ppm	ppm	ppm	ppm	ppm	ppm	ppm	ppm
Avg	**-.0003**	**.0000**	**.0031**	**-.0011**	**-.0006**	**.0013**	**-.0003**	**-.0019**	**.0010**
Stddev	.0001	.000	.0000	.0002	.0001	.0001	.0000	.0003	.0005
%RSD	26.86	86.97	.7205	19.67	20.78	4.102	2.903	17.43	50.10
#1	-.0004	.0000	.0031	-.0013	-.0007	.0013	-.0003	-.0021	.0006
#2	-.0003	-.0001	.0030	-.0010	-.0005	.0014	-.0003	-.0017	.0013
Check ?	Chk Pass	Chk Pass	Chk Pass	Chk Pass	Chk Pass	Chk Pass	Chk Pass	Chk Pass	Chk Pass
High Limit									
Low Limit									

Elem	V_2924	Zn2062	As1890	Tl1908	Pb2203	Se1960	Sb2068	Al3961	Ca3179
Units	ppm	ppm	ppm	ppm	ppm	ppm	ppm	ppm	ppm
Avg	**.0007**	**-.0059**	**.0002**	**.0011**	**.0014**	**.0059**	**.0005**	**502.4**	**383.2**
Stddev	.0001	.0000	.0011	.0003	.0001	.0023	.0002	1.1	.8
%RSD	8.108	.3147	442.3	30.14	7.108	38.16	48.52	.2138	.2033
#1	.0007	-.0059	-.0005	.0013	.0013	.0075	.0003	501.7	382.6
#2	.0007	-.0059	.0010	.0009	.0015	.0043	.0006	503.2	383.7
Check ?	Chk Pass	Chk Pass	Chk Pass	Chk Pass	Chk Pass	Chk Pass	Chk Pass	Chk Pass	Chk Pass
High Limit									
Low Limit									

Elem	Fe2599	Mg2790	K_7664	Na5895	B_2089	Mo2020	Pd3404	Si2124	Sn1899
Units	ppm	ppm	ppm	ppm	ppm	ppm	ppm	ppm	ppm
Avg	**180.7**	**525.8**	**.0940**	**-.0133**	**.0006**	**-.0021**	**-.0007**	**.0148**	**-.0007**
Stddev	1.0	1.1	.0002	.0050	.0007	.0001	.0001	.0003	.0007
%RSD	.5725	.1999	.2570	37.41	129.9	4.471	9.754	2.094	106.2
#1	179.9	525.0	.0939	-.0168	.0000	-.0020	-.0006	.0146	-.0002
#2	181.4	526.5	.0942	-.0098	.0011	-.0021	-.0007	.0151	-.0012
Check ?	Chk Pass	Chk Pass	Chk Pass	Chk Pass	Chk Pass	Chk Pass	Chk Pass	Chk Pass	Chk Pass
High Limit									
Low Limit									

Zoom In Zoom Out

Sample Name: icsa Acquired: 6/26/2014 18:55:12 Type: QC
Method: Accutest1(v181) Mode: CONC Corr. Factor: 1.000000
User: admin Custom ID1: Custom ID2: Custom ID3:
Comment:

Elem	Sr4077	Ti3349	W_2079	Zr3391	S_1820	Bi2230	Li6707
Units	ppm	ppm	ppm	ppm	ppm	ppm	ppm
Avg	**-.0063**	**.0007**	**.0037**	**.0073**	**.0461**	**.0146**	**.0088**
Stddev	.0001	.0003	.0000	.0002	.0010	.0000	.0009
%RSD	.9360	47.62	.9504	2.572	2.234	.3236	10.15
#1	-.0063	.0005	.0037	.0074	.0468	.0145	.0082
#2	-.0064	.0010	.0036	.0071	.0454	.0146	.0094
Check ?	Chk Pass	Chk Pass	Chk Pass	Chk Pass	Chk Pass	Chk Pass	Chk Pass
High Limit							
Low Limit							

Int. Std.	Y_3600	Y_3710	Y_2243	In2306
Units	Cts/S	Cts/S	Cts/S	Cts/S
Avg	**177310.**	**46053.**	**2849.4**	**7090.6**
Stddev	397.	222.	.9	3.4
%RSD	.22393	.48139	.03105	.04767
#1	177590.	46210.	2850.0	7088.2
#2	177030.	45897.	2848.7	7093.0

Zoom In Zoom Out

Sample Name: ICSAB Acquired: 6/26/2014 19:01:32 Type: QC
Method: Accutest1(v181) Mode: CONC Corr. Factor: 1.000000
User: admin Custom ID1: Custom ID2: Custom ID3:
Comment:

Elem	Ba4554	Be3130	Cd2288	Co2286	Cr2677	Cu3247	Mn2576	Ni2316	Ag3280
Units	ppm	ppm	ppm	ppm	ppm	ppm	ppm	ppm	ppm
Avg	**.5051**	**.5107**	**1.042**	**.4913**	**.4764**	**.5290**	**.5056**	**.9956**	**1.048**
Stddev	.0010	.0017	.002	.0003	.0019	.0013	.0019	.0016	.002
%RSD	.2069	.3244	.1405	.0661	.3971	.2435	.3823	.1589	.2044
#1	.5044	.5095	1.043	.4915	.4778	.5281	.5070	.9967	1.047
#2	.5058	.5118	1.041	.4911	.4751	.5299	.5043	.9945	1.050
Check ?	Chk Pass	Chk Pass	Chk Pass	Chk Pass	Chk Pass	Chk Pass	Chk Pass	Chk Pass	Chk Pass
Value									
Range									

Elem	V_2924	Zn2062	As1890	Tl1908	Pb2203	Se1960	Sb2068	Al3961	Ca3179
Units	ppm	ppm	ppm	ppm	ppm	ppm	ppm	ppm	ppm
Avg	**.4894**	**.9958**	**1.089**	**1.004**	**.9746**	**1.105**	**1.056**	**495.0**	**372.9**
Stddev	.0007	.0016	.000	.001	.0006	.004	.001	3.6	.1
%RSD	.1491	.1563	.0238	.1020	.0601	.3244	.1301	.7175	.0217
#1	.4899	.9969	1.089	1.005	.9742	1.108	1.057	497.5	373.0
#2	.4889	.9947	1.090	1.004	.9750	1.103	1.055	492.5	372.9
Check ?	Chk Pass	Chk Pass	Chk Pass	Chk Pass	Chk Pass	Chk Pass	Chk Pass	Chk Pass	Chk Pass
Value									
Range									

Elem	Fe2599	Mg2790	K_7664	Na5895	B_2089	Mo2020	Pd3404	Si2124	Sn1899
Units	ppm	ppm	ppm	ppm	ppm	ppm	ppm	ppm	ppm
Avg	**188.1**	**522.1**	**.1092**	**-.0099**	**-.0004**	**.5139**	**.5524**	**.0045**	**-.0005**
Stddev	.1	2.1	.0102	.0023	.0001	.0013	.0006	.0011	.0008
%RSD	.0280	.4034	9.343	23.04	33.22	.2604	.1027	25.30	156.5
#1	188.1	520.7	.1020	-.0115	-.0004	.5149	.5520	.0037	.0001
#2	188.2	523.6	.1165	-.0083	-.0003	.5130	.5528	.0054	-.0010
Check ?	Chk Pass	Chk Pass	None	None	None	Chk Pass	Chk Pass	None	None
Value									
Range									

Zoom In Zoom Out

Sample Name: ICSAB Acquired: 6/26/2014 19:01:32 Type: QC
Method: Accutest1(v181) Mode: CONC Corr. Factor: 1.000000
User: admin Custom ID1: Custom ID2: Custom ID3:
Comment:

Elem	Sr4077	Ti3349	W_2079	Zr3391	S_1820	Bi2230	Li6707
Units	ppm	ppm	ppm	ppm	ppm	ppm	ppm
Avg	**-.0063**	**.0009**	**.5163**	**.5868**	**.5508**	**.5866**	**.5431**
Stddev	.0000	.0001	.0000	.0008	.0029	.0021	.0005
%RSD	.3134	12.01	.0081	.1319	.5273	.3534	.0938
#1	-.0063	.0008	.5163	.5873	.5529	.5881	.5427
#2	-.0063	.0010	.5163	.5862	.5488	.5852	.5435
Check ?	None	None	Chk Pass	Chk Pass	Chk Pass	Chk Pass	Chk Pass
Value							
Range							

Int. Std.	Y_3600	Y_3710	Y_2243	In2306
Units	Cts/S	Cts/S	Cts/S	Cts/S
Avg	**177020.**	**45709.**	**2858.6**	**7126.2**
Stddev	419.	78.	6.1	13.9
%RSD	.23652	.17149	.21447	.19536
#1	176730.	45764.	2854.3	7116.4
#2	177320.	45653.	2863.0	7136.0

Zoom In Zoom Out

Sample Name: alconf Acquired: 6/26/2014 19:07:51 Type: Unk
Method: Accutest1(v181) Mode: CONC Corr. Factor: 1.000000
User: admin Custom ID1: Custom ID2: Custom ID3:
Comment:

Elem	Ba4554	Be3130	Cd2288	Co2286	Cr2677	Cu3247	Mn2576	Ni2316
Avg	**.0001**	**.0000**	**.0000**	**.0002**	**-.0002**	**-.0009**	**-.0007**	**-.0017**
Stddev	.0000	.000	.000	.0001	.0001	.0000	.0000	.0002
%RSD	19.53	49.76	426.7	39.10	55.90	5.253	4.958	11.03
#1	.0001	-.0001	.0000	.0001	-.0001	-.0009	-.0007	-.0019
#2	.0001	.0000	.0000	.0002	-.0003	-.0009	-.0007	-.0016

Elem	Ag3280	V_2924	Zn2062	As1890	Tl1908	Pb2203	Se1960	Sb2068
Avg	**.0049**	**-.0002**	**-.0024**	**.0021**	**.0001**	F **-.0052**	**.0001**	**-.0015**
Stddev	.0002	.0000	.0003	.0006	.0013	.0011	.0024	.0007
%RSD	5.005	13.87	13.20	29.11	1153.	21.64	1843.	46.67
#1	.0047	-.0002	-.0027	.0017	.0010	-.0044	-.0015	-.0010
#2	.0051	-.0001	-.0022	.0026	-.0008	-.0060	.0018	-.0020

Elem	Al3961	Ca3179	Fe2599	Mg2790	K_7664	Na5895	B_2089	Mo2020
Avg	**467.3**	**-.0049**	**-.0022**	**-.0064**	**-.0311**	**-.0382**	**-.0005**	**-.0009**
Stddev	.2	.0020	.0007	.0044	.0109	.0030	.0000	.0001
%RSD	.0327	41.96	32.91	68.28	34.96	7.725	3.447	9.504
#1	467.4	-.0063	-.0017	-.0095	-.0234	-.0403	-.0005	-.0009
#2	467.2	-.0034	-.0028	-.0033	-.0388	-.0361	-.0005	-.0010

Elem	Pd3404	Si2124	Sn1899	Sr4077	Ti3349	W_2079	Zr3391	S_1820
Avg	**-.0003**	**-.0299**	**.0013**	**-.0001**	**-.0001**	**-.0068**	**.0001**	**.0340**
Stddev	.0000	.0007	.0001	.0000	.0000	.0005	.0000	.0003
%RSD	1.183	2.238	8.705	41.20	45.79	7.031	56.81	.7785
#1	-.0003	-.0294	.0014	-.0001	-.0001	-.0064	.0001	.0341
#2	-.0003	-.0304	.0012	-.0001	-.0001	-.0071	.0000	.0338

Elem	Bi2230	Li6707
Avg	**-.0023**	**-.0003**
Stddev	.0001	.0002
%RSD	4.239	85.69
#1	-.0024	-.0001
#2	-.0023	-.0005

Zoom In Zoom Out

Sample Name: alconf Acquired: 6/26/2014 19:07:51 Type: Unk
Method: Accutest1(v181) Mode: CONC Corr. Factor: 1.000000
User: admin Custom ID1: Custom ID2: Custom ID3:
Comment:

Int. Std.	Y_3600	Y_3710	Y_2243	In2306
Avg	**191980.**	**49642.**	**3242.3**	**7765.3**
Stddev	153.	194.	.2	1.9
%RSD	.07970	.39175	.00597	.02484
#1	192080.	49780.	3242.2	7763.9
#2	191870.	49505.	3242.4	7766.6

Zoom In Zoom Out

Sample Name: mnconf Acquired: 6/26/2014 19:14:04 Type: Unk
Method: Accutest1(v181) Mode: CONC Corr. Factor: 1.000000
User: admin Custom ID1: Custom ID2: Custom ID3:
Comment:

Elem	Ba4554	Be3130	Cd2288	Co2286	Cr2677	Cu3247	Mn2576	Ni2316	Ag3280
Avg	**.0003**	**-.0003**	**.0003**	**.0000**	**-.0006**	**.0002**	**9.917**	**.0007**	**-.0007**
Stddev	.0001	.0000	.0000	.0001	.0002	.0001	.028	.0001	.0003
%RSD	28.77	6.401	13.68	93940.	26.88	67.37	.2770	16.49	43.78
#1	.0002	-.0003	.0002	.0001	-.0005	.0003	9.937	.0008	-.0005
#2	.0003	-.0003	.0003	-.0001	-.0008	.0001	9.898	.0006	-.0009

Elem	V_2924	Zn2062	As1890	Tl1908	Pb2203	Se1960	Sb2068	Al3961	Ca3179
Avg	**-.0069**	**-.0041**	**-.0005**	**.0004**	**.0006**	**.0021**	**-.0008**	**.0081**	**.0185**
Stddev	.0000	.0001	.0003	.0006	.0001	.0002	.0004	.0010	.0005
%RSD	.6417	1.938	55.63	162.8	25.43	8.080	53.46	12.31	2.513
#1	-.0069	-.0042	-.0007	.0009	.0005	.0022	-.0005	.0074	.0188
#2	-.0069	-.0040	-.0003	-.0001	.0006	.0020	-.0011	.0088	.0182

Elem	Fe2599	Mg2790	K_7664	Na5895	B_2089	Mo2020	Pd3404	Si2124	Sn1899
Avg	**.0139**	**.0084**	**-.0388**	**-.0235**	**-.0003**	**-.0005**	**-.0007**	**-.0063**	**.0000**
Stddev	.0000	.0067	.0087	.0031	.0002	.0000	.0005	.0005	.0005
%RSD	.0644	79.85	22.33	13.11	50.67	2.229	65.58	7.621	6416.
#1	.0139	.0131	-.0450	-.0257	-.0002	-.0005	-.0011	-.0067	.0004
#2	.0139	.0036	-.0327	-.0213	-.0005	-.0005	-.0004	-.0060	-.0003

Elem	Sr4077	Ti3349	W_2079	Zr3391	S_1820	Bi2230	Li6707
Avg	**-.0001**	**.0003**	**-.0015**	**.0000**	**.0042**	**.0005**	**.0013**
Stddev	.0000	.0001	.0005	.0000	.0009	.0014	.0004
%RSD	40.40	41.38	33.41	4.976	20.73	271.4	31.41
#1	-.0001	.0002	-.0011	.0000	.0036	.0015	.0010
#2	-.0001	.0004	-.0018	.0000	.0048	-.0005	.0016

Int. Std.	Y_3600	Y_3710	Y_2243	In2306
Avg	**200110.**	**47190.**	**3201.4**	**8079.5**
Stddev	963.	350.	7.0	20.9
%RSD	.48103	.74079	.21916	.25900
#1	199430.	46942.	3206.3	8094.3
#2	200790.	47437.	3196.4	8064.7

Zoom In Zoom Out

Sample Name: vconf Acquired: 6/26/2014 19:20:21 Type: Unk
Method: Accutest1(v181) Mode: CONC Corr. Factor: 1.000000
User: admin Custom ID1: Custom ID2: Custom ID3:
Comment:

Elem	Ba4554	Be3130	Cd2288	Co2286	Cr2677	Cu3247	Mn2576	Ni2316
Avg	**.0002**	F **-.0111**	**.0005**	**.0001**	**-.0006**	**-.0010**	**-.0001**	**-.0003**
Stddev	.0000	.0001	.0000	.0002	.0001	.0001	.0001	.0001
%RSD	2.173	.8490	4.115	156.0	11.30	9.092	55.05	41.28
#1	.0002	-.0110	.0005	.0000	-.0006	-.0010	-.0001	-.0002
#2	.0002	-.0112	.0005	.0003	-.0005	-.0011	-.0001	-.0004

Elem	Ag3280	V_2924	Zn2062	As1890	Tl1908	Pb2203	Se1960	Sb2068
Avg	**.0006**	**10.25**	**-.0031**	**.0003**	F **-.0375**	**-.0020**	**.0051**	**-.0019**
Stddev	.0000	.05	.0000	.0003	.0010	.0001	.0002	.0003
%RSD	.6667	.4821	.0239	107.0	2.635	5.961	4.464	18.16
#1	.0006	10.22	-.0031	.0001	-.0382	-.0021	.0049	-.0022
#2	.0006	10.29	-.0031	.0006	-.0368	-.0019	.0052	-.0017

Elem	Al3961	Ca3179	Fe2599	Mg2790	K_7664	Na5895	B_2089	Mo2020
Avg	**-.0126**	**-.0053**	**-.0011**	**-.0069**	**-.0256**	**-.0206**	**-.0002**	**-.0036**
Stddev	.0048	.0009	.0001	.0126	.0173	.0009	.0002	.0001
%RSD	38.11	17.45	6.324	184.3	67.64	4.572	108.9	3.699
#1	-.0092	-.0047	-.0010	-.0158	-.0379	-.0199	.0000	-.0035
#2	-.0159	-.0060	-.0011	.0021	-.0134	-.0213	-.0003	-.0037

Elem	Pd3404	Si2124	Sn1899	Sr4077	Ti3349	W_2079	Zr3391	S_1820
Avg	**-.0005**	**-.0053**	**-.0002**	**-.0001**	**.0000**	**-.0126**	**-.0001**	**-.0046**
Stddev	.0007	.0004	.0006	.0000	.0001	.0007	.0001	.0006
%RSD	146.3	8.180	352.1	43.60	449.1	5.939	81.74	13.06
#1	.0000	-.0056	-.0006	-.0001	-.0001	-.0121	-.0002	-.0042
#2	-.0010	-.0050	.0002	-.0001	.0001	-.0132	.0000	-.0050

Elem	Bi2230	Li6707
Avg	**-.0003**	**.0011**
Stddev	.0004	.0011
%RSD	131.5	96.14
#1	.0000	.0019
#2	-.0005	.0004

Zoom In Zoom Out

Sample Name: vconf Acquired: 6/26/2014 19:20:21 Type: Unk
Method: Accutest1(v181) Mode: CONC Corr. Factor: 1.000000
User: admin Custom ID1: Custom ID2: Custom ID3:
Comment:

Int. Std.	Y_3600	Y_3710	Y_2243	In2306
Avg	**200270.**	**47242.**	**3181.1**	**8045.5**
Stddev	514.	32.	.5	.9
%RSD	.25668	.06788	.01726	.01136
#1	200640.	47219.	3180.7	8046.1
#2	199910.	47265.	3181.5	8044.8

Sample Name: sampleconf Acquired: 6/26/2014 19:26:38 Type: Unk
Method: Accutest1(v181) Mode: CONC Corr. Factor: 1.000000
User: admin Custom ID1: Custom ID2: Custom ID3:
Comment:

Elem	Ba4554	Be3130	Cd2288	Co2286	Cr2677	Cu3247	Mn2576	Ni2316
Avg	**.0002**	**-.0001**	**.0001**	**-.0004**	**.0000**	**-.0006**	**-.0009**	**.0000**
Stddev	.0002	.0000	.0001	.0001	.000	.0000	.0000	.000
%RSD	84.85	12.96	89.83	26.60	11920.	6.574	4.291	256.3
#1	.0003	-.0001	.0001	-.0005	-.0003	-.0006	-.0009	-.0001
#2	.0001	-.0001	.0002	-.0003	.0003	-.0005	-.0009	.0000

Elem	Ag3280	V_2924	Zn2062	As1890	Tl1908	Pb2203	Se1960	Sb2068
Avg	**.0003**	**.0001**	**-.0029**	**.0043**	F **-.0084**	**.0012**	**-.0004**	**-.0004**
Stddev	.0001	.0000	.0000	.0007	.0001	.0004	.0015	.0006
%RSD	40.86	41.14	1.015	16.43	1.762	36.13	385.6	147.9
#1	.0002	.0000	-.0030	.0048	-.0085	.0009	-.0014	.0000
#2	.0004	.0001	-.0029	.0038	-.0083	.0015	.0007	-.0009

Elem	Al3961	Ca3179	Fe2599	Mg2790	K_7664	Na5895	B_2089	Mo2020
Avg	**-.0073**	**-.0081**	**.0200**	**-.0146**	**.0284**	**-.0173**	**.0021**	**-.0002**
Stddev	.0020	.0005	.0000	.0046	.0270	.0019	.0002	.0001
%RSD	27.34	6.072	.1716	31.66	94.92	10.91	8.431	26.69
#1	-.0059	-.0078	.0199	-.0178	.0475	-.0186	.0022	-.0002
#2	-.0087	-.0085	.0200	-.0113	.0093	-.0159	.0019	-.0003

Elem	Pd3404	Si2124	Sn1899	Sr4077	Ti3349	W_2079	Zr3391	S_1820
Avg	**.0008**	**18.77**	**-.0025**	**-.0001**	**-.0005**	**.0005**	**-.0018**	**-.0023**
Stddev	.0001	.02	.0002	.0000	.0001	.0002	.0001	.0019
%RSD	16.48	.1229	6.968	31.23	27.45	30.56	7.137	80.74
#1	.0009	18.75	-.0026	-.0001	-.0006	.0006	-.0019	-.0036
#2	.0007	18.79	-.0024	-.0001	-.0004	.0004	-.0017	-.0010

Elem	Bi2230	Li6707
Avg	**-.0020**	**.0020**
Stddev	.0000	.0003
%RSD	1.820	15.58
#1	-.0020	.0022
#2	-.0021	.0018

Sample Name: sampleconf Acquired: 6/26/2014 19:26:38 Type: Unk
Method: Accutest1(v181) Mode: CONC Corr. Factor: 1.000000
User: admin Custom ID1: Custom ID2: Custom ID3:
Comment:

Int. Std.	Y_3600	Y_3710	Y_2243	In2306
Avg	**201650.**	**47512.**	**3201.9**	**8105.0**
Stddev	757.	181.	5.9	11.4
%RSD	.37520	.38119	.18483	.14009
#1	202180.	47640.	3206.1	8113.1
#2	201110.	47384.	3197.7	8097.0

Sample Name: ccv Acquired: 6/26/2014 19:32:50 Type: QC
Method: Accutest1(v181) Mode: CONC Corr. Factor: 1.000000
User: admin Custom ID1: Custom ID2: Custom ID3:
Comment:

Elem	Ba4554	Be3130	Cd2288	Co2286	Cr2677	Cu3247	Mn2576	Ni2316	Ag3280
Units	ppm	ppm	ppm	ppm	ppm	ppm	ppm	ppm	ppm
Avg	**2.034**	**2.052**	**2.025**	**2.045**	**2.024**	**1.980**	**2.065**	**2.060**	**.2465**
Stddev	.001	.008	.000	.001	.002	.001	.024	.001	.0004
%RSD	.0709	.3700	.0115	.0356	.1081	.0538	1.149	.0295	.1525
#1	2.035	2.047	2.025	2.045	2.022	1.981	2.048	2.061	.2467
#2	2.033	2.058	2.025	2.044	2.025	1.980	2.081	2.060	.2462
Check ?	Chk Pass	Chk Pass	Chk Pass	Chk Pass	Chk Pass	Chk Pass	Chk Pass	Chk Pass	Chk Pass
Value									
Range									

Elem	V_2924	Zn2062	As1890	Tl1908	Pb2203	Se1960	Sb2068	Al3961	Ca3179
Units	ppm	ppm	ppm	ppm	ppm	ppm	ppm	ppm	ppm
Avg	**1.999**	**2.069**	**2.015**	**2.070**	**2.043**	**2.029**	**2.016**	**39.91**	**41.02**
Stddev	.001	.004	.001	.000	.002	.001	.001	.04	.11
%RSD	.0454	.1779	.0549	.0043	.0719	.0562	.0376	.1110	.2796
#1	1.998	2.066	2.014	2.070	2.042	2.029	2.016	39.88	40.94
#2	2.000	2.071	2.016	2.070	2.044	2.028	2.015	39.94	41.10
Check ?	Chk Pass	Chk Pass	Chk Pass	Chk Pass	Chk Pass	Chk Pass	Chk Pass	Chk Pass	Chk Pass
Value									
Range									

Elem	Fe2599	Mg2790	K_7664	Na5895	B_2089	Mo2020	Pd3404	Si2124	Sn1899
Units	ppm	ppm	ppm	ppm	ppm	ppm	ppm	ppm	ppm
Avg	**40.96**	**40.18**	**39.71**	**39.92**	**2.007**	**2.028**	**1.981**	**4.969**	**2.044**
Stddev	.07	.22	.08	.05	.002	.001	.001	.005	.000
%RSD	.1653	.5370	.2001	.1375	.0813	.0456	.0525	.0996	.0067
#1	40.92	40.03	39.65	39.88	2.008	2.029	1.981	4.972	2.044
#2	41.01	40.34	39.76	39.95	2.006	2.028	1.980	4.965	2.044
Check ?	Chk Pass	Chk Pass	Chk Pass	Chk Pass	Chk Pass	Chk Pass	Chk Pass	Chk Pass	Chk Pass
Value									
Range									

Sample Name: ccv Acquired: 6/26/2014 19:32:50 Type: QC
Method: Accutest1(v181) Mode: CONC Corr. Factor: 1.000000
User: admin Custom ID1: Custom ID2: Custom ID3:
Comment:

Elem	Sr4077	Ti3349	W_2079	Zr3391	S_1820	Bi2230	Li6707
Units	ppm	ppm	ppm	ppm	ppm	ppm	ppm
Avg	**2.011**	**2.020**	**1.906**	**2.019**	**1.988**	**1.995**	**1.973**
Stddev	.023	.001	.009	.002	.004	.000	.004
%RSD	1.131	.0647	.4705	.1130	.1747	.0120	.1950
#1	2.027	2.019	1.900	2.017	1.986	1.995	1.976
#2	1.994	2.021	1.913	2.020	1.991	1.995	1.970
Check ?	Chk Pass	Chk Pass	Chk Pass	Chk Pass	Chk Pass	Chk Pass	Chk Pass
Value							
Range							

Int. Std.	Y_3600	Y_3710	Y_2243	In2306
Units	Cts/S	Cts/S	Cts/S	Cts/S
Avg	**191600.**	**46871.**	**3093.7**	**7796.4**
Stddev	32.	205.	.0	.1
%RSD	.01673	.43667	.00036	.00157
#1	191570.	47016.	3093.7	7796.5
#2	191620.	46726.	3093.7	7796.3

Zoom In Zoom Out

Sample Name: ccb Acquired: 6/26/2014 19:39:06 Type: QC
Method: Accutest1(v181) Mode: CONC Corr. Factor: 1.000000
User: admin Custom ID1: Custom ID2: Custom ID3:
Comment:

Elem	Ba4554	Be3130	Cd2288	Co2286	Cr2677	Cu3247	Mn2576	Ni2316	Ag3280
Units	ppm	ppm	ppm	ppm	ppm	ppm	ppm	ppm	ppm
Avg	**.0001**	**.0000**	**.0000**	**.0000**	**.0000**	**-.0006**	**.0000**	**-.0001**	**-.0001**
Stddev	.0000	.0000	.000	.000	.000	.0001	.0000	.0001	.0003
%RSD	8.136	37.22	381.6	33.46	265.6	17.30	102.3	56.77	239.1
#1	.0002	.0000	.0000	.0000	-.0001	-.0005	.0000	-.0001	-.0003
#2	.0001	.0000	-.0001	.0000	.0000	-.0007	.0000	-.0002	.0001
Check ?	Chk Pass	Chk Pass	Chk Pass	Chk Pass	Chk Pass	Chk Pass	Chk Pass	Chk Pass	Chk Pass
High Limit									
Low Limit									

Elem	V_2924	Zn2062	As1890	Tl1908	Pb2203	Se1960	Sb2068	Al3961	Ca3179
Units	ppm	ppm	ppm	ppm	ppm	ppm	ppm	ppm	ppm
Avg	**.0001**	**-.0017**	**.0009**	**.0007**	**-.0005**	**-.0012**	**.0000**	**-.0113**	**-.0048**
Stddev	.0001	.0001	.0008	.0006	.0001	.0007	.0002	.0017	.0008
%RSD	91.23	4.489	92.15	97.64	29.92	53.15	369.9	14.68	15.70
#1	.0002	-.0017	.0003	.0002	-.0004	-.0008	-.0001	-.0101	-.0043
#2	.0000	-.0016	.0015	.0011	-.0006	-.0017	.0001	-.0125	-.0054
Check ?	Chk Pass	Chk Pass	Chk Pass	Chk Pass	Chk Pass	Chk Pass	Chk Pass	Chk Pass	Chk Pass
High Limit									
Low Limit									

Elem	Fe2599	Mg2790	K_7664	Na5895	B_2089	Mo2020	Pd3404	Si2124	Sn1899
Units	ppm	ppm	ppm	ppm	ppm	ppm	ppm	ppm	ppm
Avg	**-.0038**	**-.0017**	**-.0333**	**-.0223**	**.0016**	**.0003**	**.0000**	**.0025**	**.0002**
Stddev	.0003	.0026	.0303	.0006	.0003	.0002	.0008	.0004	.0001
%RSD	8.722	153.9	91.15	2.831	20.02	59.76	8121.	15.36	29.29
#1	-.0040	.0002	-.0547	-.0228	.0018	.0005	.0006	.0028	.0003
#2	-.0035	-.0036	-.0118	-.0219	.0014	.0002	-.0006	.0022	.0002
Check ?	Chk Pass	Chk Pass	Chk Pass	Chk Pass	Chk Pass	Chk Pass	Chk Pass	Chk Pass	Chk Pass
High Limit									
Low Limit									

Zoom In Zoom Out

Sample Name: ccb Acquired: 6/26/2014 19:39:06 Type: QC
Method: Accutest1(v181) Mode: CONC Corr. Factor: 1.000000
User: admin Custom ID1: Custom ID2: Custom ID3:
Comment:

Elem	Sr4077	Ti3349	W_2079	Zr3391	S_1820	Bi2230	Li6707
Units	ppm	ppm	ppm	ppm	ppm	ppm	ppm
Avg	**-.0001**	**.0000**	**.0073**	**.0004**	**-.0035**	**-.0002**	**.0002**
Stddev	.0000	.0001	.0011	.0000	.0002	.0002	.0004
%RSD	18.08	266.7	15.70	3.188	4.951	75.27	250.5
#1	-.0001	.0001	.0081	.0004	-.0033	-.0001	.0005
#2	.0000	.0000	.0065	.0004	-.0036	-.0004	-.0001
Check ?	Chk Pass	Chk Pass	Chk Pass	Chk Pass	Chk Pass	Chk Pass	Chk Pass
High Limit							
Low Limit							

Int. Std.	Y_3600	Y_3710	Y_2243	In2306
Units	Cts/S	Cts/S	Cts/S	Cts/S
Avg	**200290.**	**47298.**	**3188.3**	**8041.5**
Stddev	71.	6.	6.3	9.9
%RSD	.03528	.01314	.19879	.12335
#1	200340.	47302.	3192.8	8048.6
#2	200240.	47293.	3183.8	8034.5

Zoom In Zoom Out

Sample Name: mp80317-mb1 2 Acquired: 6/26/2014 19:45:18 Type: Unk
Method: Accutest1(v181) Mode: CONC Corr. Factor: 1.000000
User: admin Custom ID1: Custom ID2: Custom ID3:
Comment:

Elem	Ba4554	Be3130	Cd2288	Co2286	Cr2677	Cu3247	Mn2576	Ni2316	Ag3280
Avg	**.0010**	**.0000**	**.0001**	**-.0001**	**.0006**	**.0001**	**.0005**	**.0002**	**-.0003**
Stddev	.0001	.0000	.0000	.0000	.0000	.0001	.0000	.0002	.0001
%RSD	6.507	84.86	4.443	26.44	6.468	87.74	.0318	109.4	21.97
#1	.0009	.0000	.0002	-.0001	.0006	.0002	.0005	.0000	-.0004
#2	.0010	.0000	.0001	-.0001	.0006	.0000	.0005	.0003	-.0003

Elem	V_2924	Zn2062	As1890	Tl1908	Pb2203	Se1960	Sb2068	Al3961	Ca3179
Avg	**.0000**	**.0015**	**.0004**	**-.0007**	**-.0004**	**.0003**	**-.0002**	**.0135**	**.1564**
Stddev	.000	.0000	.0007	.0004	.0001	.0008	.0005	.0004	.0009
%RSD	215.9	.8431	175.2	62.74	32.51	307.0	321.3	2.598	.5938
#1	.0000	.0015	.0009	-.0004	-.0003	-.0003	.0002	.0133	.1557
#2	.0000	.0015	-.0001	-.0010	-.0005	.0008	-.0005	.0138	.1571

Elem	Fe2599	Mg2790	K_7664	Na5895	B_2089	Mo2020	Pd3404	Si2124	Sn1899
Avg	**.0574**	**.0008**	**.0375**	**.0085**	**.0014**	**.0002**	**-.0002**	**.0062**	**.0225**
Stddev	.0006	.0058	.0266	.0017	.0001	.0001	.0004	.0004	.0002
%RSD	1.022	761.9	70.87	19.99	9.976	86.87	185.4	6.682	1.046
#1	.0578	.0048	.0187	.0097	.0013	.0001	.0001	.0065	.0224
#2	.0570	-.0033	.0563	.0073	.0015	.0003	-.0005	.0059	.0227

Elem	Sr4077	Ti3349	W_2079	Zr3391	S_1820	Bi2230	Li6707
Avg	**.0002**	**.0010**	**.0060**	**.0004**	**.0143**	**-.0010**	**.0010**
Stddev	.0000	.0002	.0012	.0000	.0005	.0004	.0000
%RSD	8.391	23.36	20.75	4.481	3.646	39.71	.2329
#1	.0002	.0008	.0069	.0004	.0140	-.0013	.0010
#2	.0002	.0012	.0051	.0005	.0147	-.0007	.0010

Int. Std.	Y_3600	Y_3710	Y_2243	In2306
Avg	**201430.**	**47628.**	**3175.1**	**8046.1**
Stddev	66.	28.	2.1	9.9
%RSD	.03253	.05841	.06588	.12247
#1	201480.	47647.	3176.5	8053.1
#2	201380.	47608.	3173.6	8039.1

Zoom In Zoom Out

Sample Name: mp80317-lc1 Acquired: 6/26/2014 19:51:28 Type: Unk
Method: Accutest1(v181) Mode: CONC Corr. Factor: 1.000000
User: admin Custom ID1: Custom ID2: Custom ID3:
Comment:

Elem	Ba4554	Be3130	Cd2288	Co2286	Cr2677	Cu3247	Mn2576	Ni2316
Avg	**2.704**	**1.342**	**1.527**	**.7046**	**1.162**	**.6577**	**5.456**	**3.270**
Stddev	.005	.002	.001	.0007	.001	.0011	.027	.000
%RSD	.1774	.1271	.0394	.0941	.0399	.1600	.4873	.0010
#1	2.701	1.341	1.527	.7041	1.162	.6570	5.438	3.270
#2	2.707	1.343	1.528	.7050	1.161	.6585	5.475	3.270

Elem	Ag3280	V_2924	Zn2062	As1890	Tl1908	Pb2203	Se1960	Sb2068
Avg	**.4357**	**1.123**	**3.266**	**1.525**	**2.809**	**2.593**	**1.699**	**.8247**
Stddev	.0001	.001	.001	.001	.001	.003	.001	.0000
%RSD	.0168	.0455	.0301	.0915	.0190	.1325	.0851	.0007
#1	.4357	1.123	3.266	1.524	2.809	2.596	1.698	.8247
#2	.4358	1.123	3.265	1.526	2.810	2.591	1.700	.8247

Elem	Al3961	Ca3179	Fe2599	Mg2790	K_7664	Na5895	B_2089	Mo2020
Avg	**83.45**	**65.16**	**120.1**	**35.17**	**30.22**	**7.259**	**1.146**	**.7748**
Stddev	.07	.01	.1	.03	.01	.012	.002	.0001
%RSD	.0856	.0168	.0680	.0726	.0432	.1618	.1553	.0085
#1	83.50	65.15	120.0	35.19	30.23	7.267	1.145	.7747
#2	83.40	65.16	120.1	35.16	30.21	7.250	1.147	.7748

Elem	Pd3404	Si2124	Sn1899	Sr4077	Ti3349	W_2079	Zr3391	S_1820
Avg	**.0073**	**13.23**	**1.154**	**1.110**	**2.435**	**.0115**	**.0894**	**2.381**
Stddev	.0011	.02	.001	.001	.006	.0006	.0008	.000
%RSD	14.36	.1334	.0588	.0491	.2419	5.235	.8501	.0171
#1	.0081	13.24	1.154	1.111	2.431	.0120	.0899	2.381
#2	.0066	13.21	1.155	1.110	2.439	.0111	.0888	2.380

Elem	Bi2230	Li6707
Avg	F **-.0255**	**.0780**
Stddev	.0009	.0004
%RSD	3.423	.4838
#1	-.0249	.0777
#2	-.0261	.0782

Zoom In Zoom Out

Sample Name: mp80317-lc1 Acquired: 6/26/2014 19:51:28 Type: Unk
Method: Accutest1(v181) Mode: CONC Corr. Factor: 1.000000
User: admin Custom ID1: Custom ID2: Custom ID3:
Comment:

Int. Std.	Y_3600	Y_3710	Y_2243	In2306
Avg	**199820.**	**49411.**	**3194.5**	**7870.4**
Stddev	50.	55.	3.0	.6
%RSD	.02512	.11084	.09519	.00787
#1	199790.	49372.	3196.7	7870.9
#2	199860.	49449.	3192.4	7870.0

Zoom In Zoom Out

Sample Name: mp80317-b1 Acquired: 6/26/2014 19:57:39 Type: Unk
Method: Accutest1(v181) Mode: CONC Corr. Factor: 1.000000
User: admin Custom ID1: Custom ID2: Custom ID3:
Comment:

Elem	Ba4554	Be3130	Cd2288	Co2286	Cr2677	Cu3247	Mn2576	Ni2316	Ag3280
Avg	**4.050**	**.1046**	**.0993**	**1.012**	**.4105**	**.4876**	**1.047**	**1.033**	**.0999**
Stddev	.020	.0000	.0004	.002	.0017	.0001	.003	.002	.0004
%RSD	.4919	.0409	.4223	.1662	.4164	.0111	.2951	.2231	.3512
#1	4.036	.1047	.0996	1.013	.4117	.4877	1.049	1.035	.0996
#2	4.064	.1046	.0990	1.011	.4093	.4876	1.045	1.032	.1001

Elem	V_2924	Zn2062	As1890	Tl1908	Pb2203	Se1960	Sb2068	Al3961	Ca3179
Avg	**1.003**	**1.095**	**4.061**	**4.226**	**1.027**	**4.171**	**1.000**	**53.87**	**13.27**
Stddev	.003	.004	.002	.007	.001	.004	.000	.16	.03
%RSD	.2880	.3204	.0392	.1667	.0625	.1038	.0182	.3008	.2107
#1	1.005	1.097	4.062	4.231	1.027	4.174	1.001	53.75	13.25
#2	1.001	1.092	4.060	4.221	1.028	4.168	1.000	53.98	13.29

Elem	Fe2599	Mg2790	K_7664	Na5895	B_2089	Mo2020	Pd3404	Si2124	Sn1899
Avg	**54.54**	**13.31**	**13.00**	**12.98**	**.0027**	**.0022**	**-.0015**	**.0164**	**.0270**
Stddev	.06	.05	.02	.02	.0001	.0000	.0002	.0005	.0002
%RSD	.1155	.3992	.1391	.1754	1.929	.5959	13.86	3.013	.8278
#1	54.49	13.27	12.98	12.97	.0026	.0022	-.0014	.0160	.0268
#2	54.58	13.35	13.01	13.00	.0027	.0022	-.0016	.0167	.0272

Elem	Sr4077	Ti3349	W_2079	Zr3391	S_1820	Bi2230	Li6707
Avg	**.0002**	**.0040**	**.0073**	**.0000**	**.0310**	**.0005**	**-.0003**
Stddev	.0000	.0001	.0012	.0000	.0004	.0000	.0001
%RSD	14.22	2.682	17.04	28.01	1.328	8.678	55.26
#1	.0002	.0041	.0082	.0001	.0308	.0005	-.0002
#2	.0002	.0040	.0064	.0000	.0313	.0005	-.0004

Int. Std.	Y_3600	Y_3710	Y_2243	In2306
Avg	**196540.**	**47476.**	**3143.0**	**7952.1**
Stddev	952.	203.	6.8	10.1
%RSD	.48420	.42662	.21538	.12749
#1	195860.	47619.	3138.2	7945.0
#2	197210.	47332.	3147.7	7959.3

Zoom In Zoom Out

Sample Name: mp80317-s1 Acquired: 6/26/2014 20:03:46 Type: Unk
Method: Accutest1(v181) Mode: CONC Corr. Factor: 1.000000
User: admin Custom ID1: Custom ID2: Custom ID3:
Comment:

Elem	Ba4554	Be3130	Cd2288	Co2286	Cr2677	Cu3247	Mn2576	Ni2316
Avg	**4.122**	**.0882**	**.1051**	**1.068**	**.8462**	**.8596**	**3.206**	**1.328**
Stddev	.036	.0003	.0001	.001	.0041	.0025	.001	.002
%RSD	.8631	.2965	.0636	.1226	.4846	.2857	.0248	.1117
#1	4.096	.0880	.1052	1.069	.8491	.8614	3.206	1.329
#2	4.147	.0884	.1051	1.067	.8433	.8579	3.207	1.327

Elem	Ag3280	V_2924	Zn2062	As1890	Tl1908	Pb2203	Se1960	Sb2068
Avg	**.0877**	**1.225**	**1.961**	**3.749**	**3.717**	**.9714**	**3.831**	**.3718**
Stddev	.0020	.005	.001	.007	.006	.0001	.000	.0002
%RSD	2.335	.3800	.0607	.1762	.1757	.0054	.0021	.0646
#1	.0892	1.228	1.962	3.754	3.721	.9714	3.831	.3720
#2	.0863	1.222	1.960	3.744	3.712	.9713	3.831	.3716

Elem	Al3961	Ca3179	Fe2599	Mg2790	K_7664	Na5895	B_2089	Mo2020
Avg	**177.8**	F **551.4**	**281.1**	**109.7**	**29.83**	**16.00**	**.1870**	**.0139**
Stddev	2.5	3.3	3.5	.7	.06	.04	.0006	.0000
%RSD	1.420	.6024	1.233	.6347	.2019	.2756	.3469	.1083
#1	176.0	549.1	283.5	109.2	29.79	15.97	.1866	.0139
#2	179.6	553.8	278.6	110.2	29.88	16.03	.1875	.0139

Elem	Pd3404	Si2124	Sn1899	Sr4077	Ti3349	W_2079	Zr3391	S_1820
Avg	**.0111**	**5.117**	**.0600**	**2.504**	**8.853**	**.1152**	**.1223**	**79.30**
Stddev	.0001	.023	.0001	.045	.009	.0001	.0007	.07
%RSD	.8449	.4499	.1209	1.816	.0984	.1291	.5317	.0845
#1	.0112	5.134	.0600	2.472	8.847	.1153	.1228	79.34
#2	.0110	5.101	.0599	2.536	8.860	.1151	.1219	79.25

Elem	Bi2230	Li6707
Avg	F **-.0928**	**.4318**
Stddev	.0004	.0001
%RSD	.3942	.0119
#1	-.0930	.4319
#2	-.0925	.4318

Zoom In Zoom Out

Sample Name: mp80317-s1 Acquired: 6/26/2014 20:03:46 Type: Unk
Method: Accutest1(v181) Mode: CONC Corr. Factor: 1.000000
User: admin Custom ID1: Custom ID2: Custom ID3:
Comment:

Int. Std.	Y_3600	Y_3710	Y_2243	In2306
Avg	**189630.**	**48736.**	**3029.8**	**7379.2**
Stddev	321.	177.	6.8	17.0
%RSD	.16939	.36385	.22586	.23054
#1	189400.	48861.	3024.9	7367.2
#2	189850.	48610.	3034.6	7391.3

Zoom In Zoom Out

Sample Name: mp80317-s2 Acquired: 6/26/2014 20:10:23 Type: Unk
Method: Accutest1(v181) Mode: CONC Corr. Factor: 1.000000
User: admin Custom ID1: Custom ID2: Custom ID3:
Comment:

Elem	Ba4554	Be3130	Cd2288	Co2286	Cr2677	Cu3247	Mn2576	Ni2316
Avg	**3.951**	**.0862**	**.1057**	**1.024**	**.6467**	**.9242**	**3.156**	**1.194**
Stddev	.038	.0003	.0002	.003	.0001	.0006	.003	.004
%RSD	.9571	.4025	.1776	.2400	.0090	.0630	.1085	.3011
#1	3.924	.0865	.1059	1.022	.6468	.9237	3.154	1.192
#2	3.977	.0860	.1056	1.025	.6467	.9246	3.159	1.197

Elem	Ag3280	V_2924	Zn2062	As1890	Tl1908	Pb2203	Se1960	Sb2068
Avg	**.0892**	**1.220**	**1.882**	**3.678**	**3.642**	**.9521**	**3.758**	**.3327**
Stddev	.0003	.002	.006	.010	.006	.0041	.005	.0003
%RSD	.3016	.1463	.2996	.2817	.1792	.4293	.1422	.0944
#1	.0890	1.221	1.878	3.671	3.637	.9493	3.754	.3325
#2	.0894	1.218	1.886	3.686	3.646	.9550	3.761	.3329

Elem	Al3961	Ca3179	Fe2599	Mg2790	K_7664	Na5895	B_2089	Mo2020
Avg	**177.4**	F **625.6**	**250.2**	**105.3**	**20.80**	**15.62**	**.2095**	**.0157**
Stddev	1.9	1.7	.3	.4	.07	.07	.0004	.0001
%RSD	1.046	.2701	.1043	.3814	.3463	.4328	.1969	.4483
#1	176.1	624.4	250.0	105.6	20.85	15.67	.2092	.0156
#2	178.7	626.8	250.4	105.0	20.75	15.57	.2097	.0157

Elem	Pd3404	Si2124	Sn1899	Sr4077	Ti3349	W_2079	Zr3391	S_1820
Avg	**.0137**	**3.571**	**.0629**	**2.731**	**8.156**	**.1096**	**.1382**	**73.18**
Stddev	.0002	.007	.0001	.044	.020	.0002	.0004	.11
%RSD	1.478	.2001	.2209	1.621	.2429	.2269	.3005	.1525
#1	.0139	3.566	.0630	2.699	8.142	.1098	.1384	73.10
#2	.0136	3.576	.0628	2.762	8.170	.1095	.1379	73.26

Elem	Bi2230	Li6707
Avg	F **-.0801**	**.3903**
Stddev	.0004	.0017
%RSD	.5463	.4295
#1	-.0798	.3914
#2	-.0804	.3891

Zoom In Zoom Out

Sample Name: mp80317-s2 Acquired: 6/26/2014 20:10:23 Type: Unk
Method: Accutest1(v181) Mode: CONC Corr. Factor: 1.000000
User: admin Custom ID1: Custom ID2: Custom ID3:
Comment:

Int. Std.	Y_3600	Y_3710	Y_2243	In2306
Avg	**187980.**	**48095.**	**3009.9**	**7334.3**
Stddev	251.	7.	3.7	9.7
%RSD	.13379	.01523	.12259	.13203
#1	187800.	48100.	3012.5	7341.2
#2	188150.	48089.	3007.3	7327.5

Zoom In Zoom Out

Sample Name: jb70048-4 Acquired: 6/26/2014 20:17:00 Type: Unk
Method: Accutest1(v181) Mode: CONC Corr. Factor: 1.000000
User: admin Custom ID1: Custom ID2: Custom ID3:
Comment:

Elem	Ba4554	Be3130	Cd2288	Co2286	Cr2677	Cu3247	Mn2576	Ni2316
Avg	**.4251**	F **-.0018**	**.0114**	**.1688**	**.2471**	**.4479**	**1.988**	**.3497**
Stddev	.0003	.0000	.0000	.0000	.0011	.0002	.008	.0001
%RSD	.0602	1.063	.2432	.0284	.4333	.0438	.4052	.0251
#1	.4249	-.0018	.0114	.1689	.2478	.4478	1.994	.3497
#2	.4253	-.0018	.0114	.1688	.2463	.4480	1.983	.3496

Elem	Ag3280	V_2924	Zn2062	As1890	Tl1908	Pb2203	Se1960	Sb2068
Avg	**.0005**	**.2897**	**.8764**	**.0302**	**.0072**	**.0548**	**.0020**	**.0078**
Stddev	.0003	.0010	.0010	.0003	.0010	.0006	.0008	.0010
%RSD	62.15	.3283	.1110	1.023	14.09	1.119	40.82	13.05
#1	.0007	.2904	.8771	.0304	.0065	.0553	.0026	.0085
#2	.0003	.2890	.8757	.0300	.0079	.0544	.0014	.0071

Elem	Al3961	Ca3179	Fe2599	Mg2790	K_7664	Na5895	B_2089	Mo2020
Avg	**111.2**	F **589.5**	**195.7**	**79.67**	**8.306**	**3.565**	**.2164**	**.0151**
Stddev	.1	5.3	1.4	.25	.006	.007	.0005	.0000
%RSD	.0553	.9053	.7113	.3078	.0672	.1904	.2368	.2361
#1	111.3	593.2	196.7	79.84	8.302	3.560	.2160	.0151
#2	111.2	585.7	194.7	79.49	8.310	3.570	.2168	.0151

Elem	Pd3404	Si2124	Sn1899	Sr4077	Ti3349	W_2079	Zr3391	S_1820
Avg	**.0144**	**2.063**	**.0600**	**2.648**	**6.764**	**.0852**	**.1189**	**75.08**
Stddev	.0004	.004	.0002	.023	.037	.0003	.0009	.08
%RSD	2.510	.2047	.3095	.8681	.5465	.3440	.7935	.1108
#1	.0147	2.060	.0601	2.664	6.791	.0850	.1196	75.02
#2	.0141	2.066	.0599	2.631	6.738	.0854	.1183	75.14

Elem	Bi2230	Li6707
Avg	F **-.0621**	**.3476**
Stddev	.0004	.0006
%RSD	.6795	.1589
#1	-.0624	.3480
#2	-.0618	.3472

Zoom In Zoom Out

Sample Name: jb70048-4 Acquired: 6/26/2014 20:17:00 Type: Unk
Method: Accutest1(v181) Mode: CONC Corr. Factor: 1.000000
User: admin Custom ID1: Custom ID2: Custom ID3:
Comment:

Int. Std.	Y_3600	Y_3710	Y_2243	In2306
Avg	**190020.**	**48236.**	**3041.1**	**7324.4**
Stddev	637.	209.	5.9	11.0
%RSD	.33536	.43412	.19247	.15058
#1	189570.	48088.	3045.3	7332.2
#2	190470.	48384.	3037.0	7316.6

Zoom In Zoom Out

Sample Name: mp80317-sd1 Acquired: 6/26/2014 20:23:23 Type: Unk
Method: Accutest1(v181) Mode: CONC Corr. Factor: 5.000000
User: admin Custom ID1: Custom ID2: Custom ID3:
Comment:

Elem	Ba4554	Be3130	Cd2288	Co2286	Cr2677	Cu3247	Mn2576	Ni2316	Ag3280
Avg	**.4388**	**-.0019**	**.0115**	**.1722**	**.2658**	**.4416**	**2.142**	**.3626**	**.0109**
Stddev	.0006	.0000	.0001	.0008	.0006	.0029	.002	.0003	.0002
%RSD	.1356	2.096	.4453	.4599	.2401	.6609	.0841	.0865	1.916
#1	.4384	-.0019	.0115	.1716	.2663	.4437	2.143	.3629	.0111
#2	.4392	-.0020	.0114	.1727	.2654	.4396	2.141	.3624	.0108

Elem	V_2924	Zn2062	As1890	Tl1908	Pb2203	Se1960	Sb2068	Al3961	Ca3179
Avg	**.3055**	**.9516**	**.0317**	**.0166**	**.0532**	**-.0042**	**.0049**	**112.7**	**659.9**
Stddev	.0027	.0004	.0043	.0007	.0007	.0043	.0024	.2	4.3
%RSD	.8680	.0387	13.66	4.037	1.371	102.1	48.66	.1615	.6461
#1	.3036	.9519	.0347	.0162	.0527	-.0012	.0032	112.6	656.9
#2	.3074	.9514	.0286	.0171	.0538	-.0072	.0066	112.8	662.9

Elem	Fe2599	Mg2790	K_7664	Na5895	B_2089	Mo2020	Pd3404	Si2124	Sn1899
Avg	**218.2**	**83.78**	**8.295**	**3.488**	**.2252**	**.0144**	**.0143**	**2.085**	**.0576**
Stddev	.0	.07	.030	.006	.0008	.0000	.0014	.013	.0022
%RSD	.0126	.0777	.3672	.1652	.3494	.3074	9.714	.6066	3.780
#1	218.2	83.73	8.273	3.492	.2258	.0145	.0152	2.076	.0592
#2	218.2	83.82	8.316	3.484	.2247	.0144	.0133	2.094	.0561

Elem	Sr4077	Ti3349	W_2079	Zr3391	S_1820	Bi2230	Li6707
Avg	**2.783**	**7.153**	**.0822**	**.1248**	**75.90**	**-.0615**	**.3491**
Stddev	.002	.012	.0020	.0005	.11	.0013	.0013
%RSD	.0874	.1730	2.456	.3733	.1420	2.057	.3847
#1	2.781	7.162	.0808	.1251	75.97	-.0624	.3501
#2	2.784	7.144	.0837	.1245	75.82	-.0606	.3482

Int. Std.	Y_3600	Y_3710	Y_2243	In2306
Avg	**195270.**	**47657.**	**3114.2**	**7782.8**
Stddev	102.	85.	2.4	4.2
%RSD	.05243	.17913	.07579	.05393
#1	195190.	47717.	3112.5	7779.8
#2	195340.	47596.	3115.9	7785.8

Zoom In Zoom Out

Sample Name: jb69945-2 Acquired: 6/26/2014 20:29:32 Type: Unk
Method: Accutest1(v181) Mode: CONC Corr. Factor: 1.000000
User: admin Custom ID1: Custom ID2: Custom ID3:
Comment:

Elem	Ba4554	Be3130	Cd2288	Co2286	Cr2677	Cu3247	Mn2576	Ni2316
Avg	**.9105**	**.0001**	**.0760**	**.1393**	**.5346**	**.4914**	**4.241**	**.2234**
Stddev	.0001	.0001	.0001	.0002	.0024	.0008	.011	.0003
%RSD	.0091	76.64	.1416	.1727	.4396	.1670	.2684	.1536
#1	.9106	.0002	.0760	.1391	.5363	.4920	4.249	.2237
#2	.9104	.0001	.0759	.1395	.5330	.4908	4.233	.2232

Elem	Ag3280	V_2924	Zn2062	As1890	Tl1908	Pb2203	Se1960	Sb2068
Avg	**.0087**	**.2666**	**2.612**	**.0491**	**-.0001**	**1.787**	**-.0072**	**.0070**
Stddev	.0008	.0010	.002	.0012	.0002	.002	.0007	.0001
%RSD	8.638	.3781	.0794	2.511	229.2	.1277	9.195	1.990
#1	.0082	.2673	2.610	.0499	.0001	1.789	-.0068	.0069
#2	.0093	.2659	2.613	.0482	-.0002	1.786	-.0077	.0071

Elem	Al3961	Ca3179	Fe2599	Mg2790	K_7664	Na5895	B_2089	Mo2020
Avg	**124.1**	F **581.1**	**169.8**	**55.24**	**7.249**	**4.103**	**.2101**	**.0012**
Stddev	.1	5.2	2.0	.03	.003	.005	.0004	.0001
%RSD	.0685	.8929	1.182	.0632	.0432	.1310	.1885	9.469
#1	124.0	584.7	168.3	55.26	7.252	4.099	.2098	.0012
#2	124.1	577.4	171.2	55.21	7.247	4.107	.2104	.0011

Elem	Pd3404	Si2124	Sn1899	Sr4077	Ti3349	W_2079	Zr3391	S_1820
Avg	**.0170**	**1.981**	**.0880**	**1.606**	**5.407**	**.2065**	**.1307**	**20.28**
Stddev	.0001	.002	.0003	.009	.010	.0002	.0000	.01
%RSD	.8787	.0894	.3032	.5905	.1862	.0989	.0282	.0270
#1	.0171	1.980	.0881	1.612	5.414	.2067	.1306	20.27
#2	.0169	1.983	.0878	1.599	5.400	.2064	.1307	20.28

Elem	Bi2230	Li6707
Avg	F **-.0491**	**.1228**
Stddev	.0002	.0002
%RSD	.4990	.1525
#1	-.0489	.1227
#2	-.0492	.1230

Zoom In Zoom Out

Sample Name: jb69945-2 Acquired: 6/26/2014 20:29:32 Type: Unk
Method: Accutest1(v181) Mode: CONC Corr. Factor: 1.000000
User: admin Custom ID1: Custom ID2: Custom ID3:
Comment:

Int. Std.	Y_3600	Y_3710	Y_2243	In2306
Avg	**191280.**	**48538.**	**3048.8**	**7311.8**
Stddev	309.	28.	3.6	2.0
%RSD	.16147	.05790	.11826	.02762
#1	191060.	48519.	3051.3	7310.3
#2	191500.	48558.	3046.2	7313.2

Zoom In Zoom Out

Sample Name: jb69945-3 Acquired: 6/26/2014 20:35:54 Type: Unk
Method: Accutest1(v181) Mode: CONC Corr. Factor: 1.000000
User: admin Custom ID1: Custom ID2: Custom ID3:
Comment:

Elem	Ba4554	Be3130	Cd2288	Co2286	Cr2677	Cu3247	Mn2576	Ni2316
Avg	**.3937**	**-.0007**	**.0023**	**.0890**	**.0799**	**.1190**	**2.167**	**.0779**
Stddev	.0000	.0000	.0000	.0003	.0003	.0000	.005	.0001
%RSD	.0097	2.758	.9521	.3268	.4050	.0134	.2278	.1108
#1	.3937	-.0008	.0023	.0888	.0796	.1190	2.170	.0779
#2	.3938	-.0007	.0023	.0892	.0801	.1190	2.163	.0778

Elem	Ag3280	V_2924	Zn2062	As1890	Tl1908	Pb2203	Se1960	Sb2068
Avg	**.0051**	**.1369**	**.5320**	**.0162**	**-.0003**	**.1426**	F **-.0108**	**.0024**
Stddev	.0006	.0007	.0001	.0003	.0017	.0005	.0001	.0001
%RSD	11.42	.4925	.0131	1.832	499.0	.3358	.5350	4.952
#1	.0056	.1364	.5320	.0165	.0009	.1429	-.0108	.0023
#2	.0047	.1373	.5321	.0160	-.0016	.1422	-.0107	.0025

Elem	Al3961	Ca3179	Fe2599	Mg2790	K_7664	Na5895	B_2089	Mo2020
Avg	**71.15**	**445.2**	**98.51**	**37.88**	**11.61**	**3.199**	**.0916**	**.0016**
Stddev	.01	2.9	.82	.07	.02	.001	.0007	.0002
%RSD	.0148	.6426	.8302	.1931	.1501	.0362	.7899	12.30
#1	71.15	447.3	99.09	37.93	11.62	3.199	.0921	.0015
#2	71.16	443.2	97.94	37.82	11.60	3.200	.0911	.0017

Elem	Pd3404	Si2124	Sn1899	Sr4077	Ti3349	W_2079	Zr3391	S_1820
Avg	**.0117**	**2.232**	**.0349**	**3.021**	**4.910**	**.1950**	**.0904**	**9.728**
Stddev	.0000	.007	.0007	.004	.004	.0009	.0000	.006
%RSD	.0654	.2991	1.934	.1205	.0785	.4520	.0409	.0621
#1	.0117	2.237	.0353	3.019	4.912	.1944	.0905	9.724
#2	.0117	2.228	.0344	3.024	4.907	.1956	.0904	9.732

Elem	Bi2230	Li6707
Avg	F **-.0494**	**.1062**
Stddev	.0001	.0008
%RSD	.2798	.7272
#1	-.0493	.1056
#2	-.0495	.1067

Zoom In Zoom Out

Sample Name: jb69945-3 Acquired: 6/26/2014 20:35:54 Type: Unk
Method: Accutest1(v181) Mode: CONC Corr. Factor: 1.000000
User: admin Custom ID1: Custom ID2: Custom ID3:
Comment:

Int. Std.	Y_3600	Y_3710	Y_2243	In2306
Avg	**191630.**	**48101.**	**3048.1**	**7417.8**
Stddev	157.	98.	2.6	3.5
%RSD	.08198	.20347	.08383	.04779
#1	191520.	48032.	3049.9	7420.3
#2	191740.	48170.	3046.3	7415.3

Zoom In Zoom Out

Sample Name: ccv Acquired: 6/26/2014 20:42:20 Type: QC
Method: Accutest1(v181) Mode: CONC Corr. Factor: 1.000000
User: admin Custom ID1: Custom ID2: Custom ID3:
Comment:

Elem	Ba4554	Be3130	Cd2288	Co2286	Cr2677	Cu3247	Mn2576	Ni2316	Ag3280
Units	ppm	ppm	ppm	ppm	ppm	ppm	ppm	ppm	ppm
Avg	**2.030**	**2.063**	**2.035**	**2.046**	**2.030**	**1.983**	**2.049**	**2.067**	**.2465**
Stddev	.000	.014	.003	.006	.006	.003	.003	.006	.0000
%RSD	.0033	.6713	.1259	.2772	.3210	.1591	.1260	.2916	.0112
#1	2.030	2.073	2.033	2.042	2.026	1.986	2.047	2.063	.2465
#2	2.030	2.053	2.036	2.050	2.035	1.981	2.051	2.071	.2466
Check ?	Chk Pass	Chk Pass	Chk Pass	Chk Pass	Chk Pass	Chk Pass	Chk Pass	Chk Pass	Chk Pass
Value									
Range									

Elem	V_2924	Zn2062	As1890	Tl1908	Pb2203	Se1960	Sb2068	Al3961	Ca3179
Units	ppm	ppm	ppm	ppm	ppm	ppm	ppm	ppm	ppm
Avg	**2.004**	**2.094**	**2.026**	**2.081**	**2.051**	**2.037**	**2.022**	**39.80**	**40.98**
Stddev	.004	.023	.009	.001	.007	.006	.000	.00	.08
%RSD	.1926	1.103	.4273	.0670	.3498	.3129	.0103	.0107	.2057
#1	2.001	2.078	2.019	2.080	2.046	2.032	2.022	39.81	41.04
#2	2.007	2.111	2.032	2.082	2.056	2.041	2.022	39.80	40.92
Check ?	Chk Pass	Chk Pass	Chk Pass	Chk Pass	Chk Pass	Chk Pass	Chk Pass	Chk Pass	Chk Pass
Value									
Range									

Elem	Fe2599	Mg2790	K_7664	Na5895	B_2089	Mo2020	Pd3404	Si2124	Sn1899
Units	ppm	ppm	ppm	ppm	ppm	ppm	ppm	ppm	ppm
Avg	**40.89**	**40.11**	**39.58**	**39.86**	**2.020**	**2.034**	**1.983**	**5.014**	**2.055**
Stddev	.03	.12	.06	.04	.001	.003	.002	.001	.009
%RSD	.0685	.2884	.1617	.0913	.0233	.1340	.0735	.0243	.4463
#1	40.91	40.19	39.62	39.89	2.020	2.033	1.985	5.013	2.049
#2	40.87	40.03	39.53	39.84	2.021	2.036	1.982	5.014	2.062
Check ?	Chk Pass	Chk Pass	Chk Pass	Chk Pass	Chk Pass	Chk Pass	Chk Pass	Chk Pass	Chk Pass
Value									
Range									

Zoom In Zoom Out

Sample Name: ccv Acquired: 6/26/2014 20:42:20 Type: QC
Method: Accutest1(v181) Mode: CONC Corr. Factor: 1.000000
User: admin Custom ID1: Custom ID2: Custom ID3:
Comment:

Elem	Sr4077	Ti3349	W_2079	Zr3391	S_1820	Bi2230	Li6707
Units	ppm	ppm	ppm	ppm	ppm	ppm	ppm
Avg	**2.020**	**2.026**	**1.932**	**2.025**	**2.031**	**1.999**	**1.969**
Stddev	.011	.002	.012	.002	.054	.001	.003
%RSD	.5459	.0788	.6168	.1136	2.646	.0320	.1465
#1	2.028	2.025	1.923	2.023	1.993	1.999	1.967
#2	2.013	2.027	1.940	2.026	2.069	2.000	1.971
Check ?	Chk Pass	Chk Pass	Chk Pass	Chk Pass	Chk Pass	Chk Pass	Chk Pass
Value							
Range							

Int. Std.	Y_3600	Y_3710	Y_2243	In2306
Units	Cts/S	Cts/S	Cts/S	Cts/S
Avg	**191870.**	**46910.**	**3073.6**	**7780.2**
Stddev	358.	97.	17.1	45.5
%RSD	.18672	.20757	.55677	.58541
#1	192130.	46841.	3085.7	7812.4
#2	191620.	46979.	3061.5	7748.0

Zoom In Zoom Out

Sample Name: ccb Acquired: 6/26/2014 20:48:38 Type: QC
Method: Accutest1(v181) Mode: CONC Corr. Factor: 1.000000
User: admin Custom ID1: Custom ID2: Custom ID3:
Comment:

Elem	Ba4554	Be3130	Cd2288	Co2286	Cr2677	Cu3247	Mn2576	Ni2316	Ag3280
Units	ppm	ppm	ppm	ppm	ppm	ppm	ppm	ppm	ppm
Avg	**.0001**	**.0000**	**.0001**	**.0002**	**-.0001**	**-.0006**	**-.0001**	**-.0001**	**-.0006**
Stddev	.0001	.000	.0002	.0000	.0003	.0002	.0000	.0000	.0007
%RSD	190.4	34.05	208.9	25.35	280.5	28.54	32.09	20.02	116.8
#1	.0000	.0000	.0000	.0002	-.0003	-.0005	-.0001	.0000	-.0011
#2	.0001	-.0001	.0002	.0002	.0001	-.0007	-.0001	-.0001	-.0001
Check ?	Chk Pass	Chk Pass	Chk Pass	Chk Pass	Chk Pass	Chk Pass	Chk Pass	Chk Pass	Chk Pass
High Limit									
Low Limit									

Elem	V_2924	Zn2062	As1890	Tl1908	Pb2203	Se1960	Sb2068	Al3961	Ca3179
Units	ppm	ppm	ppm	ppm	ppm	ppm	ppm	ppm	ppm
Avg	**-.0001**	**-.0058**	**.0007**	**.0005**	**-.0012**	**-.0017**	**-.0003**	**-.0108**	**-.0200**
Stddev	.0001	.0002	.0005	.0019	.0005	.0009	.0002	.0008	.0023
%RSD	188.3	3.741	75.74	397.1	39.02	54.62	91.69	7.215	11.27
#1	.0000	-.0060	.0011	-.0009	-.0008	-.0010	-.0004	-.0103	-.0216
#2	-.0001	-.0057	.0003	.0018	-.0015	-.0023	-.0001	-.0114	-.0184
Check ?	Chk Pass	Chk Pass	Chk Pass	Chk Pass	Chk Pass	Chk Pass	Chk Pass	Chk Pass	Chk Pass
High Limit									
Low Limit									

Elem	Fe2599	Mg2790	K_7664	Na5895	B_2089	Mo2020	Pd3404	Si2124	Sn1899
Units	ppm	ppm	ppm	ppm	ppm	ppm	ppm	ppm	ppm
Avg	**-.0038**	**-.0073**	**-.0439**	**-.0237**	**.0013**	**.0002**	**.0000**	**.0028**	**-.0002**
Stddev	.0004	.0061	.0141	.0038	.0004	.0001	.0002	.0003	.0003
%RSD	11.78	83.69	32.08	16.21	28.00	38.85	2180.	10.36	135.6
#1	-.0041	-.0116	-.0538	-.0264	.0016	.0002	-.0001	.0030	.0000
#2	-.0034	-.0030	-.0339	-.0209	.0010	.0001	.0002	.0026	-.0005
Check ?	Chk Pass	Chk Pass	Chk Pass	Chk Pass	Chk Pass	Chk Pass	Chk Pass	Chk Pass	Chk Pass
High Limit									
Low Limit									

Zoom In Zoom Out

Sample Name: ccb Acquired: 6/26/2014 20:48:38 Type: QC
Method: Accutest1(v181) Mode: CONC Corr. Factor: 1.000000
User: admin Custom ID1: Custom ID2: Custom ID3:
Comment:

Elem	Sr4077	Ti3349	W_2079	Zr3391	S_1820	Bi2230	Li6707
Units	ppm	ppm	ppm	ppm	ppm	ppm	ppm
Avg	**-.0001**	**-.0003**	**.0076**	**.0004**	**-.0028**	**-.0003**	**.0007**
Stddev	.0001	.0000	.0013	.0000	.0004	.0006	.0003
%RSD	59.37	15.19	17.54	9.613	15.50	226.8	38.02
#1	-.0001	-.0003	.0086	.0004	-.0025	-.0007	.0005
#2	-.0001	-.0002	.0067	.0003	-.0031	.0002	.0009
Check ?	Chk Pass	Chk Pass	Chk Pass	Chk Pass	Chk Pass	Chk Pass	Chk Pass
High Limit							
Low Limit							

Int. Std.	Y_3600	Y_3710	Y_2243	In2306
Units	Cts/S	Cts/S	Cts/S	Cts/S
Avg	**201720.**	**47387.**	**3197.3**	**8094.7**
Stddev	337.	79.	4.4	11.2
%RSD	.16711	.16599	.13794	.13889
#1	201480.	47442.	3200.4	8102.6
#2	201950.	47331.	3194.1	8086.7

Zoom In Zoom Out

Sample Name: jb69945-4 Acquired: 6/26/2014 20:54:49 Type: Unk
Method: Accutest1(v181) Mode: CONC Corr. Factor: 1.000000
User: admin Custom ID1: Custom ID2: Custom ID3:
Comment:

Elem	Ba4554	Be3130	Cd2288	Co2286	Cr2677	Cu3247	Mn2576	Ni2316
Avg	**.4065**	**-.0001**	**.0021**	**.1202**	**.0871**	**.0533**	**1.757**	**.0835**
Stddev	.0073	.0000	.0001	.0000	.0008	.0008	.013	.0003
%RSD	1.795	7.873	6.981	.0345	.9369	1.563	.7288	.3079
#1	.4116	-.0002	.0023	.1202	.0877	.0539	1.766	.0833
#2	.4013	-.0001	.0020	.1202	.0866	.0528	1.748	.0837

Elem	Ag3280	V_2924	Zn2062	As1890	Tl1908	Pb2203	Se1960	Sb2068
Avg	**.0063**	**.0959**	**.1250**	**.0152**	F **-.0026**	**.0527**	F **-.0172**	**.0015**
Stddev	.0010	.0011	.0002	.0003	.0009	.0008	.0015	.0013
%RSD	15.74	1.146	.1768	2.246	35.51	1.601	8.473	83.93
#1	.0070	.0967	.1249	.0149	-.0019	.0533	-.0162	.0006
#2	.0056	.0951	.1252	.0154	-.0032	.0521	-.0182	.0024

Elem	Al3961	Ca3179	Fe2599	Mg2790	K_7664	Na5895	B_2089	Mo2020
Avg	**76.40**	F **654.5**	**68.09**	**36.95**	**4.844**	**1.667**	**.1159**	**.0002**
Stddev	1.58	10.5	1.29	.68	.074	.035	.0005	.0002
%RSD	2.062	1.612	1.888	1.842	1.525	2.069	.4066	83.63
#1	77.52	662.0	69.00	37.43	4.896	1.692	.1162	.0001
#2	75.29	647.1	67.19	36.47	4.792	1.643	.1156	.0003

Elem	Pd3404	Si2124	Sn1899	Sr4077	Ti3349	W_2079	Zr3391	S_1820
Avg	**.0153**	**1.824**	**.0276**	**2.143**	**3.215**	**.3295**	**.0962**	**13.62**
Stddev	.0007	.002	.0000	.023	.020	.0016	.0005	.01
%RSD	4.768	.1188	.1699	1.087	.6114	.4938	.5104	.0408
#1	.0158	1.825	.0276	2.160	3.229	.3306	.0965	13.61
#2	.0147	1.822	.0277	2.127	3.201	.3283	.0958	13.62

Elem	Bi2230	Li6707
Avg	F **-.0297**	**.0651**
Stddev	.0006	.0008
%RSD	1.980	1.155
#1	-.0293	.0657
#2	-.0301	.0646

Zoom In Zoom Out

Sample Name: jb69945-4 Acquired: 6/26/2014 20:54:49 Type: Unk
Method: Accutest1(v181) Mode: CONC Corr. Factor: 1.000000
User: admin Custom ID1: Custom ID2: Custom ID3:
Comment:

Int. Std.	Y_3600	Y_3710	Y_2243	In2306
Avg	**186410.**	**48086.**	**2990.8**	**7231.6**
Stddev	1364.	747.	.9	1.1
%RSD	.73195	1.5545	.03013	.01586
#1	185450.	47557.	2991.4	7232.4
#2	187380.	48614.	2990.1	7230.7

Zoom In Zoom Out

Sample Name: jb69945-6 Acquired: 6/26/2014 21:01:01 Type: Unk
Method: Accutest1(v181) Mode: CONC Corr. Factor: 1.000000
User: admin Custom ID1: Custom ID2: Custom ID3:
Comment:

Elem	Ba4554	Be3130	Cd2288	Co2286	Cr2677	Cu3247	Mn2576	Ni2316
Avg	**.5168**	**-.0004**	**.0384**	**.1185**	**.2225**	**.6203**	**2.693**	**4.869**
Stddev	.0003	.0000	.0000	.0008	.0010	.0006	.013	.014
%RSD	.0577	1.259	.0658	.6342	.4576	.0961	.4968	.2850
#1	.5166	-.0004	.0383	.1180	.2232	.6208	2.702	4.859
#2	.5171	-.0004	.0384	.1190	.2218	.6199	2.683	4.879

Elem	Ag3280	V_2924	Zn2062	As1890	Tl1908	Pb2203	Se1960	Sb2068
Avg	**.0050**	**.1948**	**5.290**	**.0235**	**.0028**	**.8122**	**.0006**	**.0063**
Stddev	.0003	.0012	.020	.0013	.0007	.0015	.0027	.0006
%RSD	5.048	.6261	.3745	5.486	24.22	.1870	486.6	9.697
#1	.0052	.1957	5.276	.0225	.0023	.8111	.0025	.0068
#2	.0048	.1940	5.304	.0244	.0032	.8133	-.0014	.0059

Elem	Al3961	Ca3179	Fe2599	Mg2790	K_7664	Na5895	B_2089	Mo2020
Avg	**112.4**	F **649.5**	**143.7**	**54.94**	**10.83**	**2.995**	**.1291**	**.0044**
Stddev	.1	.5	.4	.05	.03	.012	.0016	.0000
%RSD	.0881	.0844	.2903	.0946	.2655	.4119	1.234	.7599
#1	112.5	649.9	144.0	54.98	10.85	3.004	.1280	.0044
#2	112.4	649.1	143.4	54.91	10.81	2.987	.1303	.0044

Elem	Pd3404	Si2124	Sn1899	Sr4077	Ti3349	W_2079	Zr3391	S_1820
Avg	**.0167**	**5.209**	**.0347**	**2.620**	**5.258**	**.0783**	**.1202**	**27.82**
Stddev	.0000	.035	.0005	.043	.012	.0002	.0003	.06
%RSD	.1372	.6652	1.575	1.645	.2368	.2706	.2171	.2313
#1	.0168	5.233	.0343	2.651	5.267	.0782	.1204	27.78
#2	.0167	5.184	.0350	2.590	5.250	.0785	.1201	27.87

Elem	Bi2230	Li6707
Avg	F **-.0498**	**.1081**
Stddev	.0004	.0001
%RSD	.8225	.0709
#1	-.0501	.1080
#2	-.0495	.1081

Zoom In Zoom Out

Sample Name: jb69945-6 Acquired: 6/26/2014 21:01:01 Type: Unk
Method: Accutest1(v181) Mode: CONC Corr. Factor: 1.000000
User: admin Custom ID1: Custom ID2: Custom ID3:
Comment:

Int. Std.	Y_3600	Y_3710	Y_2243	In2306
Avg	**189710.**	**48709.**	**3043.7**	**7281.0**
Stddev	171.	150.	4.4	8.8
%RSD	.09007	.30719	.14365	.12062
#1	189590.	48604.	3046.8	7287.2
#2	189830.	48815.	3040.6	7274.8

Zoom In Zoom Out

Sample Name: jb70048-1 Acquired: 6/26/2014 21:07:25 Type: Unk
Method: Accutest1(v181) Mode: CONC Corr. Factor: 1.000000
User: admin Custom ID1: Custom ID2: Custom ID3:
Comment:

Elem	Ba4554	Be3130	Cd2288	Co2286	Cr2677	Cu3247	Mn2576	Ni2316
Avg	**.4925**	F **-.0020**	**.0030**	**.0862**	**.1095**	**.2607**	**2.070**	**.1696**
Stddev	.0007	.0000	.0001	.0003	.0004	.0005	.003	.0004
%RSD	.1393	.0153	2.797	.3349	.4064	.1996	.1487	.2072
#1	.4920	-.0020	.0029	.0860	.1099	.2603	2.072	.1694
#2	.4930	-.0020	.0031	.0864	.1092	.2610	2.068	.1699

Elem	Ag3280	V_2924	Zn2062	As1890	Tl1908	Pb2203	Se1960	Sb2068
Avg	**.0063**	**.2315**	**.2192**	**.0191**	**.0083**	**.0313**	**.0022**	**.0035**
Stddev	.0006	.0002	.0007	.0008	.0015	.0009	.0028	.0003
%RSD	9.397	.1058	.3404	4.398	17.56	3.023	127.5	7.815
#1	.0059	.2316	.2186	.0185	.0073	.0306	.0002	.0036
#2	.0067	.2313	.2197	.0197	.0094	.0319	.0042	.0033

Elem	Al3961	Ca3179	Fe2599	Mg2790	K_7664	Na5895	B_2089	Mo2020
Avg	**123.3**	F **634.3**	**139.9**	**71.57**	**8.347**	**8.728**	**.1279**	**.0012**
Stddev	.3	3.3	1.2	.28	.013	.035	.0005	.0000
%RSD	.2692	.5129	.8603	.3859	.1525	.4024	.4014	4.156
#1	123.1	632.0	139.0	71.38	8.338	8.703	.1275	.0011
#2	123.5	636.6	140.7	71.77	8.356	8.753	.1283	.0012

Elem	Pd3404	Si2124	Sn1899	Sr4077	Ti3349	W_2079	Zr3391	S_1820
Avg	**.0233**	**2.118**	**.0364**	**2.919**	**7.195**	**.0657**	**.1720**	**20.94**
Stddev	.0000	.000	.0001	.052	.012	.0011	.0003	.04
%RSD	.1046	.0184	.1780	1.799	.1659	1.627	.1670	.1814
#1	.0233	2.118	.0365	2.882	7.186	.0665	.1722	20.91
#2	.0233	2.119	.0364	2.956	7.203	.0650	.1718	20.97

Elem	Bi2230	Li6707
Avg	F **-.0761**	**.1121**
Stddev	.0006	.0006
%RSD	.8249	.5163
#1	-.0765	.1117
#2	-.0756	.1126

Zoom In Zoom Out

Sample Name: jb70048-1 Acquired: 6/26/2014 21:07:25 Type: Unk
Method: Accutest1(v181) Mode: CONC Corr. Factor: 1.000000
User: admin Custom ID1: Custom ID2: Custom ID3:
Comment:

Int. Std.	Y_3600	Y_3710	Y_2243	In2306
Avg	**189050.**	**48124.**	**3016.9**	**7266.9**
Stddev	192.	139.	6.5	26.2
%RSD	.10177	.28870	.21453	.36051
#1	188910.	48222.	3021.5	7285.5
#2	189180.	48026.	3012.4	7248.4

Zoom In Zoom Out

Sample Name: jb70048-2 Acquired: 6/26/2014 21:13:49 Type: Unk
Method: Accutest1(v181) Mode: CONC Corr. Factor: 1.000000
User: admin Custom ID1: Custom ID2: Custom ID3:
Comment:

Elem	Ba4554	Be3130	Cd2288	Co2286	Cr2677	Cu3247	Mn2576	Ni2316
Avg	**.5858**	**.0025**	**.0072**	**.0994**	**.2418**	**.1860**	**3.635**	**.1680**
Stddev	.0004	.0000	.0002	.0002	.0012	.0001	.015	.0004
%RSD	.0741	1.440	2.817	.1615	.4778	.0311	.4209	.2393
#1	.5855	.0025	.0070	.0995	.2426	.1860	3.646	.1683
#2	.5861	.0025	.0073	.0993	.2410	.1860	3.624	.1677

Elem	Ag3280	V_2924	Zn2062	As1890	Tl1908	Pb2203	Se1960	Sb2068
Avg	**.0017**	**.1802**	**.6609**	**.0528**	**.0022**	**.1787**	**.0019**	**.0078**
Stddev	.0010	.0003	.0003	.0004	.0012	.0009	.0013	.0008
%RSD	63.38	.1942	.0515	.7187	57.05	.4912	66.48	9.911
#1	.0024	.1804	.6611	.0531	.0013	.1781	.0028	.0083
#2	.0009	.1799	.6606	.0526	.0030	.1793	.0010	.0072

Elem	Al3961	Ca3179	Fe2599	Mg2790	K_7664	Na5895	B_2089	Mo2020
Avg	**129.5**	F **715.6**	**177.1**	**92.84**	**9.823**	**1.917**	**.1503**	**.0116**
Stddev	.1	.7	.9	.14	.024	.002	.0005	.0001
%RSD	.0624	.0991	.5234	.1492	.2392	.0760	.3627	.7544
#1	129.6	716.1	177.8	92.93	9.839	1.915	.1507	.0116
#2	129.4	715.1	176.4	92.74	9.806	1.918	.1499	.0117

Elem	Pd3404	Si2124	Sn1899	Sr4077	Ti3349	W_2079	Zr3391	S_1820
Avg	**.0223**	**2.013**	**.0577**	**2.736**	**4.441**	**.1021**	**.1583**	**32.65**
Stddev	.0007	.004	.0004	.022	.012	.0004	.0000	.03
%RSD	3.239	.1868	.7117	.8211	.2584	.3813	.0250	.1016
#1	.0218	2.016	.0580	2.751	4.450	.1024	.1583	32.68
#2	.0228	2.011	.0574	2.720	4.433	.1019	.1583	32.63

Elem	Bi2230	Li6707
Avg	F **-.0372**	**.2455**
Stddev	.0009	.0009
%RSD	2.533	.3836
#1	-.0378	.2448
#2	-.0365	.2461

Zoom In Zoom Out

Sample Name: jb70048-2 Acquired: 6/26/2014 21:13:49 Type: Unk
Method: Accutest1(v181) Mode: CONC Corr. Factor: 1.000000
User: admin Custom ID1: Custom ID2: Custom ID3:
Comment:

Int. Std.	Y_3600	Y_3710	Y_2243	In2306
Avg	**189300.**	**48759.**	**3018.6**	**7196.3**
Stddev	641.	143.	2.2	2.5
%RSD	.33874	.29391	.07308	.03423
#1	188840.	48657.	3017.1	7194.6
#2	189750.	48860.	3020.2	7198.0

Zoom In Zoom Out

Sample Name: jb70048-3 Acquired: 6/26/2014 21:20:11 Type: Unk
Method: Accutest1(v181) Mode: CONC Corr. Factor: 1.000000
User: admin Custom ID1: Custom ID2: Custom ID3:
Comment:

Elem	Ba4554	Be3130	Cd2288	Co2286	Cr2677	Cu3247	Mn2576	Ni2316
Avg	**.4879**	**-.0005**	**.0045**	**.0655**	**.1251**	**.1315**	**1.673**	**.0971**
Stddev	.0002	.0000	.0001	.0001	.0000	.0007	.003	.0003
%RSD	.0351	.7808	1.829	.2027	.0229	.5632	.1978	.2723
#1	.4877	-.0005	.0045	.0656	.1251	.1310	1.671	.0973
#2	.4880	-.0005	.0046	.0654	.1251	.1320	1.676	.0970

Elem	Ag3280	V_2924	Zn2062	As1890	Tl1908	Pb2203	Se1960	Sb2068
Avg	**.0047**	**.2265**	**.2956**	**.0224**	**.0041**	**.0285**	**.0014**	**.0028**
Stddev	.0005	.0003	.0011	.0001	.0011	.0002	.0007	.0003
%RSD	10.85	.1374	.3876	.6422	25.52	.5542	48.83	10.26
#1	.0043	.2263	.2964	.0223	.0049	.0283	.0009	.0026
#2	.0051	.2268	.2948	.0225	.0034	.0286	.0019	.0030

Elem	Al3961	Ca3179	Fe2599	Mg2790	K_7664	Na5895	B_2089	Mo2020
Avg	**102.3**	F **615.2**	**116.5**	**44.27**	**6.039**	**5.421**	**.1593**	**.0017**
Stddev	.2	7.6	1.2	.33	.042	.006	.0000	.0003
%RSD	.2247	1.241	1.011	.7352	.7022	.1179	.0256	16.00
#1	102.1	609.8	115.7	44.04	6.009	5.417	.1593	.0019
#2	102.5	620.6	117.3	44.50	6.069	5.426	.1594	.0015

Elem	Pd3404	Si2124	Sn1899	Sr4077	Ti3349	W_2079	Zr3391	S_1820
Avg	**.0155**	**1.729**	**.0323**	**3.559**	**3.813**	**.0619**	**.1106**	**17.68**
Stddev	.0002	.001	.0000	.125	.008	.0005	.0002	.01
%RSD	1.607	.0603	.0981	3.514	.2014	.8267	.1964	.0617
#1	.0157	1.728	.0322	3.471	3.808	.0615	.1104	17.69
#2	.0154	1.730	.0323	3.647	3.819	.0623	.1107	17.67

Elem	Bi2230	Li6707
Avg	F **-.0338**	**.1180**
Stddev	.0001	.0004
%RSD	.4365	.3018
#1	-.0339	.1183
#2	-.0337	.1178

Zoom In Zoom Out

Sample Name: jb70048-3 Acquired: 6/26/2014 21:20:11 Type: Unk
Method: Accutest1(v181) Mode: CONC Corr. Factor: 1.000000
User: admin Custom ID1: Custom ID2: Custom ID3:
Comment:

Int. Std.	Y_3600	Y_3710	Y_2243	In2306
Avg	**189760.**	**48454.**	**3027.9**	**7272.3**
Stddev	355.	431.	12.8	30.5
%RSD	.18719	.88998	.42362	.42007
#1	190010.	48759.	3037.0	7293.9
#2	189500.	48149.	3018.9	7250.7

Zoom In Zoom Out

Sample Name: jb70048-6 Acquired: 6/26/2014 21:26:30 Type: Unk
Method: Accutest1(v181) Mode: CONC Corr. Factor: 1.000000
User: admin Custom ID1: Custom ID2: Custom ID3:
Comment:

Elem	Ba4554	Be3130	Cd2288	Co2286	Cr2677	Cu3247	Mn2576	Ni2316
Avg	**.3258**	**.0000**	**.0026**	**.0696**	**.0925**	**.2742**	**1.560**	**.0752**
Stddev	.0006	.0000	.0000	.0002	.0005	.0004	.005	.0000
%RSD	.1741	130.3	.5449	.3340	.5006	.1443	.2930	.0300
#1	.3262	.0000	.0026	.0698	.0928	.2745	1.563	.0752
#2	.3254	.0000	.0026	.0695	.0922	.2740	1.557	.0752

Elem	Ag3280	V_2924	Zn2062	As1890	Tl1908	Pb2203	Se1960	Sb2068
Avg	**.0042**	**.1218**	**.3258**	**.0162**	**.0002**	**.0631**	**-.0015**	**.0034**
Stddev	.0009	.0004	.0006	.0003	.0007	.0003	.0008	.0001
%RSD	21.99	.3076	.1924	1.920	276.4	.3968	56.10	2.884
#1	.0036	.1220	.3263	.0160	-.0002	.0629	-.0021	.0033
#2	.0049	.1215	.3254	.0164	.0007	.0632	-.0009	.0034

Elem	Al3961	Ca3179	Fe2599	Mg2790	K_7664	Na5895	B_2089	Mo2020
Avg	**75.96**	**484.1**	**97.63**	**39.15**	**5.921**	**2.865**	**.1055**	**.0105**
Stddev	.03	1.1	1.41	.02	.000	.002	.0007	.0001
%RSD	.0420	.2213	1.447	.0595	.0021	.0519	.6348	.4801
#1	75.94	483.3	96.63	39.17	5.921	2.864	.1050	.0106
#2	75.99	484.8	98.63	39.13	5.922	2.866	.1060	.0105

Elem	Pd3404	Si2124	Sn1899	Sr4077	Ti3349	W_2079	Zr3391	S_1820
Avg	**.0130**	**5.120**	**.0466**	**2.038**	**3.227**	**.0940**	**.0938**	**23.31**
Stddev	.0000	.050	.0000	.009	.011	.0002	.0000	.05
%RSD	.0822	.9700	.0647	.4476	.3391	.2224	.0347	.1956
#1	.0130	5.155	.0465	2.044	3.235	.0939	.0938	23.34
#2	.0130	5.085	.0466	2.032	3.219	.0942	.0938	23.27

Elem	Bi2230	Li6707
Avg	F **-.0310**	**.1043**
Stddev	.0004	.0003
%RSD	1.372	.2451
#1	-.0307	.1045
#2	-.0313	.1042

Zoom In Zoom Out

Sample Name: jb70048-6 Acquired: 6/26/2014 21:26:30 Type: Unk
Method: Accutest1(v181) Mode: CONC Corr. Factor: 1.000000
User: admin Custom ID1: Custom ID2: Custom ID3:
Comment:

Int. Std.	Y_3600	Y_3710	Y_2243	In2306
Avg	**190360.**	**48361.**	**3025.5**	**7384.6**
Stddev	486.	153.	6.3	14.4
%RSD	.25535	.31713	.20857	.19462
#1	190020.	48470.	3021.1	7374.4
#2	190700.	48253.	3030.0	7394.8

Zoom In Zoom Out

Sample Name: jb70048-8 Acquired: 6/26/2014 21:32:50 Type: Unk
Method: Accutest1(v181) Mode: CONC Corr. Factor: 1.000000
User: admin Custom ID1: Custom ID2: Custom ID3:
Comment:

Elem	Ba4554	Be3130	Cd2288	Co2286	Cr2677	Cu3247	Mn2576	Ni2316
Avg	**.5158**	F **-.0012**	**.0028**	**.0920**	**.1533**	**.1758**	**2.077**	**.0935**
Stddev	.0017	.0000	.0000	.0000	.0007	.0003	.008	.0000
%RSD	.3367	.6032	.4830	.0141	.4766	.1470	.4043	.0091
#1	.5171	-.0012	.0028	.0920	.1538	.1756	2.071	.0935
#2	.5146	-.0012	.0028	.0920	.1528	.1760	2.083	.0935

Elem	Ag3280	V_2924	Zn2062	As1890	Tl1908	Pb2203	Se1960	Sb2068
Avg	**.0062**	**.1801**	**.3720**	**.0197**	**.0037**	**.0363**	**-.0025**	**.0026**
Stddev	.0010	.0002	.0003	.0012	.0004	.0000	.0019	.0001
%RSD	15.48	.1341	.0842	5.914	10.95	.0363	78.97	2.838
#1	.0069	.1799	.3722	.0206	.0034	.0363	-.0011	.0026
#2	.0055	.1803	.3718	.0189	.0040	.0364	-.0038	.0025

Elem	Al3961	Ca3179	Fe2599	Mg2790	K_7664	Na5895	B_2089	Mo2020
Avg	**93.61**	F **654.1**	**99.44**	**50.53**	**8.695**	**3.420**	**.1357**	**.0039**
Stddev	.26	7.6	1.04	.12	.034	.003	.0004	.0002
%RSD	.2772	1.163	1.048	.2317	.3919	.0911	.2800	4.393
#1	93.79	659.4	100.2	50.61	8.719	3.418	.1354	.0040
#2	93.43	648.7	98.70	50.45	8.670	3.422	.1360	.0038

Elem	Pd3404	Si2124	Sn1899	Sr4077	Ti3349	W_2079	Zr3391	S_1820
Avg	**.0174**	**5.213**	**.0497**	**3.545**	**5.168**	**.1258**	**.1139**	**21.39**
Stddev	.0005	.019	.0002	.031	.002	.0005	.0012	.02
%RSD	2.598	.3675	.4509	.8820	.0385	.3665	1.018	.0824
#1	.0171	5.227	.0498	3.523	5.167	.1261	.1131	21.40
#2	.0177	5.200	.0495	3.567	5.170	.1254	.1148	21.38

Elem	Bi2230	Li6707
Avg	F **-.0517**	**.0948**
Stddev	.0005	.0015
%RSD	1.061	1.599
#1	-.0513	.0959
#2	-.0521	.0938

Zoom In Zoom Out

Sample Name: jb70048-8 Acquired: 6/26/2014 21:32:50 Type: Unk
Method: Accutest1(v181) Mode: CONC Corr. Factor: 1.000000
User: admin Custom ID1: Custom ID2: Custom ID3:
Comment:

Int. Std.	Y_3600	Y_3710	Y_2243	In2306
Avg	**188010.**	**48100.**	**3007.9**	**7278.9**
Stddev	106.	323.	2.0	1.8
%RSD	.05613	.67213	.06488	.02525
#1	188090.	47871.	3006.5	7280.2
#2	187940.	48329.	3009.2	7277.6

Zoom In Zoom Out

Sample Name: jb70048-12 Acquired: 6/26/2014 21:39:16 Type: Unk
Method: Accutest1(v181) Mode: CONC Corr. Factor: 1.000000
User: admin Custom ID1: Custom ID2: Custom ID3:
Comment:

Elem	Ba4554	Be3130	Cd2288	Co2286	Cr2677	Cu3247	Mn2576	Ni2316
Avg	**.7713**	**.0022**	**.0040**	**.1178**	**.2447**	**.2721**	**4.092**	**.1512**
Stddev	.0040	.0000	.0000	.0002	.0004	.0009	.027	.0003
%RSD	.5206	1.810	.5969	.1831	.1731	.3207	.6565	.2238
#1	.7741	.0022	.0040	.1180	.2444	.2715	4.073	.1515
#2	.7684	.0022	.0039	.1177	.2450	.2728	4.111	.1510

Elem	Ag3280	V_2924	Zn2062	As1890	Tl1908	Pb2203	Se1960	Sb2068
Avg	**.0017**	**.2377**	**.4118**	**.0308**	**-.0009**	**.0531**	**.0003**	**.0036**
Stddev	.0003	.0009	.0007	.0001	.0017	.0019	.0022	.0003
%RSD	19.86	.3666	.1589	.4597	182.7	3.607	645.6	7.988
#1	.0020	.2371	.4123	.0307	-.0021	.0545	.0019	.0034
#2	.0015	.2383	.4113	.0309	.0003	.0518	-.0012	.0038

Elem	Al3961	Ca3179	Fe2599	Mg2790	K_7664	Na5895	B_2089	Mo2020
Avg	**112.8**	F **674.2**	**159.9**	**170.8**	**23.78**	**5.311**	**.0907**	**.0068**
Stddev	.6	.4	.1	.7	.12	.033	.0004	.0000
%RSD	.5042	.0614	.0465	.3944	.5005	.6230	.4776	.6594
#1	113.3	673.9	159.9	171.3	23.86	5.335	.0911	.0068
#2	112.4	674.5	159.8	170.3	23.69	5.288	.0904	.0069

Elem	Pd3404	Si2124	Sn1899	Sr4077	Ti3349	W_2079	Zr3391	S_1820
Avg	**.0218**	**2.704**	**.0397**	**2.319**	**7.562**	**.1557**	**.1863**	**22.52**
Stddev	.0002	.018	.0008	.075	.006	.0009	.0006	.06
%RSD	1.054	.6853	1.934	3.254	.0837	.5716	.3135	.2595
#1	.0216	2.717	.0402	2.266	7.557	.1563	.1858	22.57
#2	.0219	2.690	.0391	2.373	7.566	.1551	.1867	22.48

Elem	Bi2230	Li6707
Avg	F **-.0867**	**.1693**
Stddev	.0001	.0015
%RSD	.1531	.8972
#1	-.0866	.1704
#2	-.0868	.1682

Zoom In Zoom Out

Sample Name: jb70048-12 Acquired: 6/26/2014 21:39:16 Type: Unk
Method: Accutest1(v181) Mode: CONC Corr. Factor: 1.000000
User: admin Custom ID1: Custom ID2: Custom ID3:
Comment:

Int. Std.	Y_3600	Y_3710	Y_2243	In2306
Avg	**192160.**	**49546.**	**3041.0**	**7135.9**
Stddev	301.	156.	9.6	26.1
%RSD	.15670	.31459	.31511	.36573
#1	192370.	49435.	3034.2	7117.5
#2	191950.	49656.	3047.8	7154.4

Zoom In Zoom Out

Sample Name: jb69103-13r Acquired: 6/26/2014 21:45:46 Type: Unk
Method: Accutest1(v181) Mode: CONC Corr. Factor: 1.000000
User: admin Custom ID1: Custom ID2: Custom ID3:
Comment:

Elem	Ba4554	Be3130	Cd2288	Co2286	Cr2677	Cu3247	Mn2576	Ni2316
Avg	**.4868**	**.0034**	**.0057**	**.0794**	**.2829**	**.4842**	**2.284**	**.1960**
Stddev	.0003	.0000	.0003	.0001	.0001	.0015	.001	.0001
%RSD	.0593	.1396	4.445	.1303	.0384	.3183	.0533	.0355
#1	.4870	.0034	.0056	.0793	.2828	.4853	2.285	.1959
#2	.4866	.0034	.0059	.0795	.2830	.4831	2.283	.1960

Elem	Ag3280	V_2924	Zn2062	As1890	Tl1908	Pb2203	Se1960	Sb2068
Avg	**.0021**	**.2474**	**1.967**	**.1100**	F **-.0077**	**.8770**	**-.0008**	**.8329**
Stddev	.0007	.0001	.003	.0001	.0006	.0009	.0013	.0012
%RSD	32.44	.0406	.1272	.0724	7.907	.1048	169.7	.1449
#1	.0016	.2474	1.966	.1101	-.0072	.8764	.0002	.8337
#2	.0026	.2473	1.969	.1100	-.0081	.8777	-.0017	.8320

Elem	Al3961	Ca3179	Fe2599	Mg2790	K_7664	Na5895	B_2089	Mo2020
Avg	**81.46**	**20.76**	**191.6**	**19.23**	**10.71**	**2.788**	**.0904**	**.0073**
Stddev	.03	.01	1.0	.01	.04	.002	.0007	.0001
%RSD	.0343	.0663	.4959	.0453	.3762	.0819	.8272	.8401
#1	81.48	20.77	190.9	19.22	10.68	2.790	.0899	.0074
#2	81.44	20.75	192.3	19.23	10.74	2.786	.0909	.0073

Elem	Pd3404	Si2124	Sn1899	Sr4077	Ti3349	W_2079	Zr3391	S_1820
Avg	**.0040**	**17.13**	**.0686**	**.1879**	**2.770**	**.0063**	**.0520**	**1.851**
Stddev	.0006	.13	.0010	.0003	.002	.0002	.0006	.005
%RSD	14.12	.7370	1.497	.1536	.0632	2.692	1.240	.2664
#1	.0044	17.22	.0693	.1882	2.769	.0064	.0525	1.855
#2	.0036	17.04	.0679	.1877	2.771	.0062	.0516	1.848

Elem	Bi2230	Li6707
Avg	**-.0170**	**.0902**
Stddev	.0006	.0007
%RSD	3.299	.7500
#1	-.0174	.0898
#2	-.0166	.0907

Zoom In Zoom Out

Sample Name: jb69103-13r Acquired: 6/26/2014 21:45:46 Type: Unk
Method: Accutest1(v181) Mode: CONC Corr. Factor: 1.000000
User: admin Custom ID1: Custom ID2: Custom ID3:
Comment:

Int. Std.	Y_3600	Y_3710	Y_2243	In2306
Avg	**202370.**	**49943.**	**3210.7**	**8002.7**
Stddev	63.	12.	2.7	.4
%RSD	.03114	.02345	.08563	.00546
#1	202320.	49951.	3208.7	8002.4
#2	202410.	49935.	3212.6	8003.0

Zoom In Zoom Out

Sample Name: ccv Acquired: 6/26/2014 21:51:58 Type: QC
Method: Accutest1(v181) Mode: CONC Corr. Factor: 1.000000
User: admin Custom ID1: Custom ID2: Custom ID3:
Comment:

Elem	Ba4554	Be3130	Cd2288	Co2286	Cr2677	Cu3247	Mn2576	Ni2316	Ag3280
Units	ppm	ppm	ppm	ppm	ppm	ppm	ppm	ppm	ppm
Avg	**2.028**	**2.068**	**2.032**	**2.050**	**2.016**	**1.982**	**2.042**	**2.066**	**.2460**
Stddev	.001	.034	.002	.001	.009	.004	.032	.001	.0011
%RSD	.0330	1.664	.0936	.0504	.4211	.1745	1.578	.0626	.4549
#1	2.028	2.043	2.033	2.049	2.022	1.984	2.065	2.065	.2468
#2	2.029	2.092	2.031	2.051	2.010	1.979	2.019	2.067	.2452
Check ?	Chk Pass	Chk Pass	Chk Pass	Chk Pass	Chk Pass	Chk Pass	Chk Pass	Chk Pass	Chk Pass
Value									
Range									

Elem	V_2924	Zn2062	As1890	Tl1908	Pb2203	Se1960	Sb2068	Al3961	Ca3179
Units	ppm	ppm	ppm	ppm	ppm	ppm	ppm	ppm	ppm
Avg	**1.992**	**2.073**	**2.024**	**2.079**	**2.047**	**2.027**	**2.020**	**39.61**	**40.91**
Stddev	.007	.005	.000	.000	.004	.002	.001	.08	.13
%RSD	.3482	.2232	.0214	.0040	.1820	.1120	.0650	.2129	.3095
#1	1.997	2.076	2.024	2.079	2.045	2.028	2.021	39.55	40.82
#2	1.987	2.070	2.023	2.078	2.050	2.025	2.019	39.67	41.00
Check ?	Chk Pass	Chk Pass	Chk Pass	Chk Pass	Chk Pass	Chk Pass	Chk Pass	Chk Pass	Chk Pass
Value									
Range									

Elem	Fe2599	Mg2790	K_7664	Na5895	B_2089	Mo2020	Pd3404	Si2124	Sn1899
Units	ppm	ppm	ppm	ppm	ppm	ppm	ppm	ppm	ppm
Avg	**40.78**	**40.00**	**39.29**	**39.62**	**2.009**	**2.030**	**1.980**	**5.015**	**2.047**
Stddev	.09	.13	.09	.01	.002	.001	.004	.007	.000
%RSD	.2239	.3353	.2186	.0276	.1169	.0676	.1959	.1460	.0012
#1	40.72	39.91	39.23	39.61	2.011	2.031	1.983	5.020	2.047
#2	40.84	40.10	39.35	39.62	2.007	2.029	1.977	5.010	2.047
Check ?	Chk Pass	Chk Pass	Chk Pass	Chk Pass	Chk Pass	Chk Pass	Chk Pass	Chk Pass	Chk Pass
Value									
Range									

Zoom In Zoom Out

Sample Name: ccv Acquired: 6/26/2014 21:51:58 Type: QC
Method: Accutest1(v181) Mode: CONC Corr. Factor: 1.000000
User: admin Custom ID1: Custom ID2: Custom ID3:
Comment:

Elem	Sr4077	Ti3349	W_2079	Zr3391	S_1820	Bi2230	Li6707
Units	ppm	ppm	ppm	ppm	ppm	ppm	ppm
Avg	**2.024**	**2.004**	**1.933**	**2.006**	**1.989**	**2.000**	**1.962**
Stddev	.008	.003	.003	.003	.002	.001	.000
%RSD	.3752	.1566	.1373	.1511	.0877	.0283	.0125
#1	2.029	2.006	1.931	2.008	1.990	2.000	1.962
#2	2.019	2.001	1.935	2.003	1.988	1.999	1.962
Check ?	Chk Pass	Chk Pass	Chk Pass	Chk Pass	Chk Pass	Chk Pass	Chk Pass
Value							
Range							

Int. Std.	Y_3600	Y_3710	Y_2243	In2306
Units	Cts/S	Cts/S	Cts/S	Cts/S
Avg	**193080.**	**47067.**	**3104.1**	**7820.4**
Stddev	784.	304.	.3	14.8
%RSD	.40619	.64676	.00836	.18907
#1	192530.	47283.	3104.2	7830.8
#2	193640.	46852.	3103.9	7809.9

Zoom In Zoom Out

Sample Name: ccb Acquired: 6/26/2014 21:58:14 Type: QC
Method: Accutest1(v181) Mode: CONC Corr. Factor: 1.000000
User: admin Custom ID1: Custom ID2: Custom ID3:
Comment:

Elem	Ba4554	Be3130	Cd2288	Co2286	Cr2677	Cu3247	Mn2576	Ni2316	Ag3280
Units	ppm	ppm	ppm	ppm	ppm	ppm	ppm	ppm	ppm
Avg	**.0001**	**.0000**	**.0000**	**.0000**	**.0001**	**-.0005**	**.0000**	**.0000**	**-.0001**
Stddev	.0001	.000	.0000	.0002	.0002	.0000	.000	.0003	.0002
%RSD	130.7	158.2	567.7	393.8	336.4	5.861	343.5	26140.	176.2
#1	.0000	.0000	.0000	.0002	-.0001	-.0005	.0000	-.0002	.0000
#2	.0002	.0000	.0000	-.0001	.0002	-.0005	.0000	.0002	-.0003
Check ?	Chk Pass	Chk Pass	Chk Pass	Chk Pass	Chk Pass	Chk Pass	Chk Pass	Chk Pass	Chk Pass
High Limit									
Low Limit									

Elem	V_2924	Zn2062	As1890	Tl1908	Pb2203	Se1960	Sb2068	Al3961	Ca3179
Units	ppm	ppm	ppm	ppm	ppm	ppm	ppm	ppm	ppm
Avg	**.0001**	**-.0056**	**.0008**	**.0010**	**-.0004**	**-.0017**	**.0002**	**-.0107**	**-.0178**
Stddev	.0001	.0001	.0003	.0003	.0002	.0000	.0002	.0061	.0003
%RSD	91.35	1.731	38.89	27.77	45.98	1.597	95.98	56.83	1.489
#1	.0000	-.0057	.0006	.0012	-.0003	-.0017	.0004	-.0064	-.0176
#2	.0002	-.0055	.0010	.0008	-.0005	-.0017	.0001	-.0151	-.0180
Check ?	Chk Pass	Chk Pass	Chk Pass	Chk Pass	Chk Pass	Chk Pass	Chk Pass	Chk Pass	Chk Pass
High Limit									
Low Limit									

Elem	Fe2599	Mg2790	K_7664	Na5895	B_2089	Mo2020	Pd3404	Si2124	Sn1899
Units	ppm	ppm	ppm	ppm	ppm	ppm	ppm	ppm	ppm
Avg	**-.0037**	**-.0058**	**-.0182**	**-.0314**	**.0015**	**.0002**	**.0003**	**.0047**	**.0000**
Stddev	.0004	.0083	.0154	.0068	.0002	.0003	.0007	.0002	.000
%RSD	11.47	141.5	84.71	21.57	11.43	126.9	203.7	4.860	2618.
#1	-.0040	.0000	-.0290	-.0362	.0014	.0005	-.0002	.0049	.0002
#2	-.0034	-.0117	-.0073	-.0266	.0016	.0000	.0008	.0046	-.0003
Check ?	Chk Pass	Chk Pass	Chk Pass	Chk Pass	Chk Pass	Chk Pass	Chk Pass	Chk Pass	Chk Pass
High Limit									
Low Limit									

Zoom In Zoom Out

Sample Name: ccb Acquired: 6/26/2014 21:58:14 Type: QC
Method: Accutest1(v181) Mode: CONC Corr. Factor: 1.000000
User: admin Custom ID1: Custom ID2: Custom ID3:
Comment:

Elem	Sr4077	Ti3349	W_2079	Zr3391	S_1820	Bi2230	Li6707
Units	ppm	ppm	ppm	ppm	ppm	ppm	ppm
Avg	**-.0001**	**.0005**	**.0063**	**.0003**	**-.0040**	**-.0002**	**-.0001**
Stddev	.0000	.0001	.0008	.0000	.0002	.0006	.0000
%RSD	46.38	19.48	13.41	8.129	5.718	311.6	12.90
#1	-.0001	.0006	.0069	.0004	-.0039	-.0006	-.0001
#2	.0000	.0004	.0057	.0003	-.0042	.0002	-.0001
Check ?	Chk Pass	Chk Pass	Chk Pass	Chk Pass	Chk Pass	Chk Pass	Chk Pass
High Limit							
Low Limit							

Int. Std.	Y_3600	Y_3710	Y_2243	In2306
Units	Cts/S	Cts/S	Cts/S	Cts/S
Avg	**202400.**	**47468.**	**3207.8**	**8091.5**
Stddev	66.	32.	5.6	17.7
%RSD	.03251	.06745	.17482	.21884
#1	202350.	47491.	3211.8	8104.0
#2	202440.	47445.	3203.8	8079.0

Zoom In Zoom Out

Sample Name: jb69103-15r Acquired: 6/26/2014 22:04:25 Type: Unk
Method: Accutest1(v181) Mode: CONC Corr. Factor: 1.000000
User: admin Custom ID1: Custom ID2: Custom ID3:
Comment:

Elem	Ba4554	Be3130	Cd2288	Co2286	Cr2677	Cu3247	Mn2576	Ni2316
Avg	**.8253**	**.0080**	**.0060**	**.1765**	**.3717**	**1.363**	**3.631**	**.3571**
Stddev	.0001	.0000	.0002	.0006	.0003	.004	.009	.0000
%RSD	.0070	.6182	2.516	.3625	.0764	.3159	.2596	.0011
#1	.8254	.0080	.0061	.1770	.3719	1.366	3.638	.3571
#2	.8253	.0080	.0059	.1761	.3715	1.360	3.624	.3571

Elem	Ag3280	V_2924	Zn2062	As1890	Tl1908	Pb2203	Se1960	Sb2068
Avg	**.0003**	**.9353**	**5.317**	**.0706**	F **-.0089**	**1.114**	**-.0044**	**.0980**
Stddev	.0023	.0028	.012	.0020	.0007	.001	.0021	.0003
%RSD	794.8	.3035	.2181	2.829	7.801	.1165	49.25	.3375
#1	.0019	.9373	5.325	.0720	-.0094	1.114	-.0028	.0982
#2	-.0013	.9333	5.308	.0692	-.0084	1.113	-.0059	.0978

Elem	Al3961	Ca3179	Fe2599	Mg2790	K_7664	Na5895	B_2089	Mo2020
Avg	**123.9**	**24.73**	**258.1**	**79.33**	**54.61**	**3.933**	**.0800**	**.0065**
Stddev	.0	.06	5.6	.27	.00	.009	.0004	.0001
%RSD	.0024	.2449	2.153	.3411	.0028	.2245	.5345	2.278
#1	123.9	24.77	262.0	79.52	54.61	3.940	.0803	.0066
#2	123.9	24.69	254.1	79.14	54.61	3.927	.0797	.0064

Elem	Pd3404	Si2124	Sn1899	Sr4077	Ti3349	W_2079	Zr3391	S_1820
Avg	**-.0014**	**4.595**	**.1525**	**.1542**	**8.570**	**.0096**	**.0738**	**1.013**
Stddev	.0002	.050	.0004	.0002	.015	.0004	.0014	.001
%RSD	15.58	1.089	.2716	.1578	.1736	3.741	1.880	.1330
#1	-.0012	4.631	.1522	.1540	8.559	.0098	.0748	1.014
#2	-.0016	4.560	.1528	.1544	8.580	.0093	.0728	1.012

Elem	Bi2230	Li6707
Avg	F **-.0974**	**.3035**
Stddev	.0004	.0008
%RSD	.4052	.2571
#1	-.0972	.3040
#2	-.0977	.3029

Zoom In Zoom Out

Sample Name: jb69103-15r Acquired: 6/26/2014 22:04:25 Type: Unk
Method: Accutest1(v181) Mode: CONC Corr. Factor: 1.000000
User: admin Custom ID1: Custom ID2: Custom ID3:
Comment:

Int. Std.	Y_3600	Y_3710	Y_2243	In2306
Avg	**207740.**	**51252.**	**3323.4**	**7877.9**
Stddev	57.	233.	7.7	15.0
%RSD	.02730	.45408	.23185	.19004
#1	207700.	51087.	3318.0	7867.3
#2	207780.	51416.	3328.9	7888.5

Zoom In Zoom Out

Sample Name: jb69103-16r Acquired: 6/26/2014 22:10:41 Type: Unk
Method: Accutest1(v181) Mode: CONC Corr. Factor: 1.000000
User: admin Custom ID1: Custom ID2: Custom ID3:
Comment:

Elem	Ba4554	Be3130	Cd2288	Co2286	Cr2677	Cu3247	Mn2576	Ni2316
Avg	**.4001**	**.0037**	**.0027**	**.0313**	**.2508**	**.1143**	**1.595**	**.1118**
Stddev	.0009	.0000	.0001	.0001	.0002	.0006	.004	.0000
%RSD	.2198	.6335	3.361	.4673	.0688	.5068	.2745	.0053
#1	.4007	.0037	.0026	.0312	.2509	.1147	1.598	.1119
#2	.3994	.0037	.0027	.0314	.2507	.1139	1.592	.1118

Elem	Ag3280	V_2924	Zn2062	As1890	Tl1908	Pb2203	Se1960	Sb2068
Avg	**.0038**	**.2016**	**.6234**	**.0666**	F **-.0065**	**.5313**	**-.0002**	**.0723**
Stddev	.0004	.0003	.0007	.0002	.0014	.0027	.0017	.0019
%RSD	9.690	.1309	.1140	.2303	21.09	.5018	910.2	2.642
#1	.0036	.2018	.6239	.0668	-.0055	.5294	-.0014	.0710
#2	.0041	.2014	.6229	.0665	-.0075	.5332	.0010	.0737

Elem	Al3961	Ca3179	Fe2599	Mg2790	K_7664	Na5895	B_2089	Mo2020
Avg	**86.29**	**6.668**	**116.4**	**10.03**	**7.521**	**.5461**	**.0350**	**.0074**
Stddev	.01	.013	.4	.01	.024	.0001	.0007	.0001
%RSD	.0155	.2003	.3438	.0969	.3242	.0142	2.047	1.170
#1	86.29	6.659	116.1	10.04	7.504	.5460	.0355	.0075
#2	86.28	6.678	116.7	10.02	7.539	.5461	.0344	.0074

Elem	Pd3404	Si2124	Sn1899	Sr4077	Ti3349	W_2079	Zr3391	S_1820
Avg	**-.0012**	**12.77**	**.0380**	**.0593**	**1.709**	**.0055**	**.0269**	**1.696**
Stddev	.0004	.17	.0004	.0000	.014	.0003	.0006	.004
%RSD	31.11	1.371	1.165	.0540	.8223	4.831	2.295	.2479
#1	-.0015	12.64	.0383	.0594	1.719	.0057	.0264	1.699
#2	-.0010	12.89	.0377	.0593	1.699	.0054	.0273	1.693

Elem	Bi2230	Li6707
Avg	**-.0138**	**.0593**
Stddev	.0005	.0000
%RSD	3.930	.0786
#1	-.0134	.0594
#2	-.0142	.0593

Zoom In Zoom Out

Sample Name: jb69103-16r Acquired: 6/26/2014 22:10:41 Type: Unk
Method: Accutest1(v181) Mode: CONC Corr. Factor: 1.000000
User: admin Custom ID1: Custom ID2: Custom ID3:
Comment:

Int. Std.	Y_3600	Y_3710	Y_2243	In2306
Avg	**210530.**	**51269.**	**3373.8**	**8031.2**
Stddev	559.	41.	6.6	10.7
%RSD	.26573	.07955	.19561	.13269
#1	210130.	51298.	3369.1	8023.7
#2	210920.	51240.	3378.5	8038.8

Zoom In Zoom Out

Sample Name: jb69103-17r Acquired: 6/26/2014 22:16:49 Type: Unk
Method: Accutest1(v181) Mode: CONC Corr. Factor: 1.000000
User: admin Custom ID1: Custom ID2: Custom ID3:
Comment:

Elem	Ba4554	Be3130	Cd2288	Co2286	Cr2677	Cu3247	Mn2576	Ni2316
Avg	**.1452**	**.0007**	**.0008**	**.0041**	**.0482**	**.0220**	**.1067**	**.0171**
Stddev	.0004	.0000	.0001	.0002	.0001	.0002	.0001	.0001
%RSD	.2652	.6368	11.14	4.013	.1952	.6911	.1068	.6108
#1	.1455	.0007	.0007	.0042	.0482	.0221	.1068	.0172
#2	.1449	.0007	.0008	.0039	.0483	.0219	.1067	.0171

Elem	Ag3280	V_2924	Zn2062	As1890	Tl1908	Pb2203	Se1960	Sb2068
Avg	**.0017**	**.0798**	**.0721**	**.0150**	F **-.0063**	**.0433**	**-.0001**	**.0116**
Stddev	.0002	.0000	.0004	.0006	.0003	.0002	.0008	.0001
%RSD	9.624	.0409	.5617	4.151	5.308	.4918	1012.	.5832
#1	.0018	.0798	.0718	.0145	-.0066	.0434	.0005	.0116
#2	.0016	.0798	.0724	.0154	-.0061	.0431	-.0006	.0117

Elem	Al3961	Ca3179	Fe2599	Mg2790	K_7664	Na5895	B_2089	Mo2020
Avg	**23.01**	**.4292**	**45.17**	**.9402**	**2.680**	**.3617**	**.0076**	**.0017**
Stddev	.11	.0005	.04	.0017	.022	.0010	.0006	.0000
%RSD	.4590	.1237	.0814	.1779	.8344	.2867	7.336	1.804
#1	23.09	.4288	45.19	.9390	2.696	.3610	.0080	.0018
#2	22.94	.4296	45.14	.9413	2.664	.3625	.0072	.0017

Elem	Pd3404	Si2124	Sn1899	Sr4077	Ti3349	W_2079	Zr3391	S_1820
Avg	**.0049**	**14.90**	**.0308**	**.0223**	**.9226**	**.0025**	**.0409**	**.3947**
Stddev	.0002	.31	.0002	.0000	.0020	.0004	.0002	.0017
%RSD	4.703	2.061	.7089	.0738	.2190	17.50	.5336	.4349
#1	.0051	15.12	.0307	.0223	.9211	.0028	.0408	.3959
#2	.0048	14.69	.0310	.0223	.9240	.0022	.0411	.3935

Elem	Bi2230	Li6707
Avg	**-.0107**	**.0093**
Stddev	.0003	.0005
%RSD	2.997	5.113
#1	-.0109	.0090
#2	-.0105	.0097

Zoom In Zoom Out

Sample Name: jb69103-17r Acquired: 6/26/2014 22:16:49 Type: Unk
Method: Accutest1(v181) Mode: CONC Corr. Factor: 1.000000
User: admin Custom ID1: Custom ID2: Custom ID3:
Comment:

Int. Std.	Y_3600	Y_3710	Y_2243	In2306
Avg	**202500.**	**48319.**	**3217.8**	**8076.5**
Stddev	51.	45.	.0	.4
%RSD	.02537	.09272	.00080	.00529
#1	202540.	48350.	3217.8	8076.2
#2	202460.	48287.	3217.8	8076.8

Zoom In Zoom Out

Sample Name: jb69103-18r Acquired: 6/26/2014 22:22:55 Type: Unk
Method: Accutest1(v181) Mode: CONC Corr. Factor: 1.000000
User: admin Custom ID1: Custom ID2: Custom ID3:
Comment:

Elem	Ba4554	Be3130	Cd2288	Co2286	Cr2677	Cu3247	Mn2576	Ni2316
Avg	**.3890**	**.0026**	**.0022**	**.0240**	**.1782**	**.0933**	**1.161**	**.0576**
Stddev	.0001	.0000	.0000	.0000	.0013	.0005	.006	.0001
%RSD	.0203	.3341	1.249	.0484	.7401	.5599	.5182	.2355
#1	.3890	.0026	.0022	.0240	.1791	.0937	1.165	.0575
#2	.3891	.0026	.0022	.0240	.1773	.0929	1.157	.0577

Elem	Ag3280	V_2924	Zn2062	As1890	Tl1908	Pb2203	Se1960	Sb2068
Avg	**.0029**	**.1675**	**.5147**	**.0493**	F **-.0108**	**.4483**	**-.0005**	**.0539**
Stddev	.0003	.0012	.0011	.0004	.0006	.0003	.0022	.0011
%RSD	11.19	.7359	.2075	.8211	5.170	.0597	405.1	1.976
#1	.0027	.1683	.5154	.0491	-.0104	.4485	.0010	.0531
#2	.0032	.1666	.5139	.0496	-.0112	.4481	-.0021	.0546

Elem	Al3961	Ca3179	Fe2599	Mg2790	K_7664	Na5895	B_2089	Mo2020
Avg	**67.96**	**4.415**	**90.21**	**7.511**	**9.410**	**.7661**	**.0309**	**.0039**
Stddev	.02	.004	.41	.004	.020	.0051	.0000	.0001
%RSD	.0358	.0944	.4518	.0578	.2164	.6643	.0496	2.634
#1	67.94	4.418	90.50	7.508	9.396	.7625	.0308	.0040
#2	67.97	4.412	89.93	7.514	9.424	.7697	.0309	.0039

Elem	Pd3404	Si2124	Sn1899	Sr4077	Ti3349	W_2079	Zr3391	S_1820
Avg	**-.0007**	**20.74**	**.0360**	**.0792**	**1.610**	**.0042**	**.0252**	**1.628**
Stddev	.0002	.27	.0007	.0004	.024	.0003	.0016	.001
%RSD	32.66	1.319	1.893	.4776	1.505	7.401	6.234	.0554
#1	-.0009	20.54	.0365	.0795	1.627	.0045	.0263	1.628
#2	-.0005	20.93	.0356	.0789	1.593	.0040	.0241	1.627

Elem	Bi2230	Li6707
Avg	**-.0140**	**.0473**
Stddev	.0000	.0002
%RSD	.2670	.3201
#1	-.0140	.0472
#2	-.0141	.0474

Zoom In Zoom Out

Sample Name: jb69103-18r Acquired: 6/26/2014 22:22:55 Type: Unk
Method: Accutest1(v181) Mode: CONC Corr. Factor: 1.000000
User: admin Custom ID1: Custom ID2: Custom ID3:
Comment:

Int. Std.	Y_3600	Y_3710	Y_2243	In2306
Avg	**209430.**	**50991.**	**3359.0**	**8044.9**
Stddev	474.	46.	.4	3.0
%RSD	.22656	.09097	.01254	.03678
#1	209090.	51024.	3359.3	8047.0
#2	209760.	50958.	3358.7	8042.9

Zoom In Zoom Out

Sample Name: jb69103-19r Acquired: 6/26/2014 22:29:03 Type: Unk
Method: Accutest1(v181) Mode: CONC Corr. Factor: 1.000000
User: admin Custom ID1: Custom ID2: Custom ID3:
Comment:

Elem	Ba4554	Be3130	Cd2288	Co2286	Cr2677	Cu3247	Mn2576	Ni2316
Avg	**.2811**	**.0021**	**.0012**	**.0328**	**.0679**	**.0429**	**.8325**	**.0234**
Stddev	.0006	.0000	.0001	.0002	.0003	.0002	.0037	.0002
%RSD	.2159	1.037	5.657	.4582	.4006	.4915	.4425	.7749
#1	.2815	.0021	.0012	.0327	.0681	.0430	.8351	.0233
#2	.2807	.0021	.0013	.0329	.0677	.0427	.8299	.0235

Elem	Ag3280	V_2924	Zn2062	As1890	Tl1908	Pb2203	Se1960	Sb2068
Avg	**.0013**	**.1562**	**.1334**	**.0293**	F **-.0099**	**.0703**	**-.0020**	**.0073**
Stddev	.0009	.0010	.0001	.0002	.0003	.0004	.0007	.0005
%RSD	66.84	.6081	.0785	.7694	2.824	.5841	34.43	6.249
#1	.0007	.1569	.1335	.0291	-.0097	.0706	-.0025	.0069
#2	.0019	.1556	.1334	.0294	-.0101	.0700	-.0015	.0076

Elem	Al3961	Ca3179	Fe2599	Mg2790	K_7664	Na5895	B_2089	Mo2020
Avg	**36.36**	**2.094**	**94.19**	**2.224**	**6.861**	**.7868**	**.0180**	**.0024**
Stddev	.11	.004	.07	.010	.016	.0085	.0000	.0000
%RSD	.2983	.1885	.0711	.4552	.2272	1.081	.0161	.6183
#1	36.43	2.092	94.24	2.231	6.872	.7928	.0180	.0024
#2	36.28	2.097	94.14	2.217	6.850	.7808	.0180	.0024

Elem	Pd3404	Si2124	Sn1899	Sr4077	Ti3349	W_2079	Zr3391	S_1820
Avg	**.0095**	**16.77**	**.0277**	**.1019**	**.8000**	**.0029**	**.0894**	**.4986**
Stddev	.0008	.54	.0002	.0004	.0080	.0002	.0026	.0024
%RSD	8.197	3.240	.7530	.3745	.9979	5.934	2.949	.4806
#1	.0100	16.38	.0278	.1021	.8056	.0028	.0913	.5003
#2	.0089	17.15	.0275	.1016	.7943	.0030	.0876	.4969

Elem	Bi2230	Li6707
Avg	**-.0088**	**.0239**
Stddev	.0001	.0003
%RSD	.8073	1.114
#1	-.0088	.0241
#2	-.0089	.0237

Zoom In Zoom Out

Sample Name: jb69103-19r Acquired: 6/26/2014 22:29:03 Type: Unk
Method: Accutest1(v181) Mode: CONC Corr. Factor: 1.000000
User: admin Custom ID1: Custom ID2: Custom ID3:
Comment:

Int. Std.	Y_3600	Y_3710	Y_2243	In2306
Avg	**212040.**	**50589.**	**3381.6**	**8092.3**
Stddev	782.	93.	2.7	13.2
%RSD	.36878	.18310	.07984	.16367
#1	211490.	50523.	3379.7	8082.9
#2	212600.	50654.	3383.5	8101.6

Zoom In Zoom Out

Sample Name: jb69103-20r Acquired: 6/26/2014 22:35:13 Type: Unk
Method: Accutest1(v181) Mode: CONC Corr. Factor: 1.000000
User: admin Custom ID1: Custom ID2: Custom ID3:
Comment:

Elem	Ba4554	Be3130	Cd2288	Co2286	Cr2677	Cu3247	Mn2576	Ni2316
Avg	**.6444**	**.0037**	**.0082**	**.0966**	**.2800**	**.6475**	**2.264**	**.2432**
Stddev	.0021	.0000	.0000	.0000	.0004	.0000	.010	.0001
%RSD	.3206	.1807	.4791	.0286	.1577	.0024	.4510	.0589
#1	.6458	.0037	.0082	.0965	.2797	.6475	2.271	.2433
#2	.6429	.0037	.0082	.0966	.2803	.6475	2.256	.2431

Elem	Ag3280	V_2924	Zn2062	As1890	Tl1908	Pb2203	Se1960	Sb2068
Avg	**.0030**	**.3387**	**2.864**	**.0868**	F **-.0071**	**1.090**	**.0012**	**1.882**
Stddev	.0005	.0009	.006	.0002	.0002	.001	.0008	.006
%RSD	15.45	.2583	.2106	.1752	3.217	.1012	69.67	.3319
#1	.0034	.3380	2.859	.0869	-.0072	1.089	.0018	1.877
#2	.0027	.3393	2.868	.0867	-.0069	1.091	.0006	1.886

Elem	Al3961	Ca3179	Fe2599	Mg2790	K_7664	Na5895	B_2089	Mo2020
Avg	**99.95**	**37.18**	**199.4**	**35.09**	**13.73**	**3.305**	**.1428**	**.0107**
Stddev	.26	.02	.2	.04	.03	.001	.0001	.0001
%RSD	.2573	.0595	.0998	.1241	.1841	.0184	.0726	1.279
#1	100.1	37.20	199.5	35.12	13.74	3.306	.1429	.0106
#2	99.77	37.16	199.2	35.06	13.71	3.305	.1428	.0108

Elem	Pd3404	Si2124	Sn1899	Sr4077	Ti3349	W_2079	Zr3391	S_1820
Avg	**.0010**	**18.08**	**.0989**	**.2721**	**3.905**	**.0092**	**.0399**	**3.196**
Stddev	.0004	.56	.0001	.0001	.018	.0007	.0016	.011
%RSD	40.53	3.118	.0514	.0452	.4639	7.610	3.915	.3380
#1	.0007	18.48	.0990	.2720	3.892	.0096	.0388	3.188
#2	.0013	17.68	.0989	.2722	3.918	.0087	.0410	3.203

Elem	Bi2230	Li6707
Avg	F **-.0302**	**.1467**
Stddev	.0006	.0004
%RSD	1.997	.2736
#1	-.0307	.1470
#2	-.0298	.1464

Zoom In Zoom Out

Sample Name: jb69103-20r Acquired: 6/26/2014 22:35:13 Type: Unk
Method: Accutest1(v181) Mode: CONC Corr. Factor: 1.000000
User: admin Custom ID1: Custom ID2: Custom ID3:
Comment:

Int. Std.	Y_3600	Y_3710	Y_2243	In2306
Avg	**204820.**	**50347.**	**3264.9**	**7998.6**
Stddev	2.	4.	10.4	13.0
%RSD	.00080	.00813	.31715	.16222
#1	204820.	50344.	3272.2	8007.8
#2	204820.	50350.	3257.6	7989.4

Zoom In Zoom Out

Sample Name: jb69103-21r Acquired: 6/26/2014 22:41:24 Type: Unk
Method: Accutest1(v181) Mode: CONC Corr. Factor: 1.000000
User: admin Custom ID1: Custom ID2: Custom ID3:
Comment:

Elem	Ba4554	Be3130	Cd2288	Co2286	Cr2677	Cu3247	Mn2576	Ni2316
Avg	**.7600**	**.0075**	**.0105**	**.1617**	**.3887**	**1.018**	**2.621**	**.3980**
Stddev	.0005	.0001	.0001	.0001	.0005	.002	.004	.0001
%RSD	.0707	.9382	.4986	.0587	.1174	.2303	.1434	.0182
#1	.7603	.0074	.0104	.1616	.3890	1.017	2.624	.3980
#2	.7596	.0075	.0105	.1618	.3884	1.020	2.619	.3981

Elem	Ag3280	V_2924	Zn2062	As1890	Tl1908	Pb2203	Se1960	Sb2068
Avg	**-.0007**	**.3719**	**4.371**	**.0923**	F **-.0051**	**1.677**	**-.0050**	**.4749**
Stddev	.0000	.0000	.004	.0011	.0001	.001	.0010	.0008
%RSD	6.137	.0062	.0951	1.173	2.849	.0700	19.35	.1779
#1	-.0006	.3719	4.374	.0915	-.0052	1.677	-.0056	.4755
#2	-.0007	.3719	4.368	.0931	-.0050	1.678	-.0043	.4743

Elem	Al3961	Ca3179	Fe2599	Mg2790	K_7664	Na5895	B_2089	Mo2020
Avg	**110.9**	**31.21**	**287.9**	**59.21**	**35.70**	**2.966**	**.1236**	**.0094**
Stddev	.0	.04	.0	.01	.04	.007	.0003	.0002
%RSD	.0374	.1126	.0131	.0138	.1161	.2363	.2227	2.140
#1	111.0	31.24	287.9	59.20	35.73	2.971	.1238	.0092
#2	110.9	31.19	287.9	59.21	35.67	2.961	.1234	.0095

Elem	Pd3404	Si2124	Sn1899	Sr4077	Ti3349	W_2079	Zr3391	S_1820
Avg	**.0025**	**6.474**	**.2054**	**.2196**	**6.195**	**.0079**	**.0732**	**1.311**
Stddev	.0002	.017	.0014	.0004	.021	.0008	.0002	.002
%RSD	7.067	.2549	.6835	.1618	.3425	10.41	.2328	.1159
#1	.0026	6.486	.2044	.2198	6.180	.0073	.0733	1.310
#2	.0024	6.463	.2064	.2193	6.210	.0085	.0730	1.312

Elem	Bi2230	Li6707
Avg	F **-.0541**	**.2720**
Stddev	.0005	.0003
%RSD	.9977	.1204
#1	-.0537	.2718
#2	-.0544	.2723

Zoom In Zoom Out

Sample Name: jb69103-21r Acquired: 6/26/2014 22:41:24 Type: Unk
Method: Accutest1(v181) Mode: CONC Corr. Factor: 1.000000
User: admin Custom ID1: Custom ID2: Custom ID3:
Comment:

Int. Std.	Y_3600	Y_3710	Y_2243	In2306
Avg	**208400.**	**51140.**	**3326.4**	**8014.5**
Stddev	445.	211.	3.3	2.8
%RSD	.21377	.41235	.09815	.03492
#1	208080.	50991.	3328.7	8016.4
#2	208710.	51289.	3324.1	8012.5

Zoom In Zoom Out

Sample Name: jb69103-22r Acquired: 6/26/2014 22:47:41 Type: Unk
Method: Accutest1(v181) Mode: CONC Corr. Factor: 1.000000
User: admin Custom ID1: Custom ID2: Custom ID3:
Comment:

Elem	Ba4554	Be3130	Cd2288	Co2286	Cr2677	Cu3247	Mn2576	Ni2316
Avg	**.8977**	**.0036**	**.0101**	**.1223**	**.2091**	**1.087**	**3.646**	**.2776**
Stddev	.0000	.0001	.0002	.0002	.0001	.001	.000	.0000
%RSD	.0024	2.035	2.149	.1431	.0635	.0599	.0110	.0129
#1	.8977	.0035	.0099	.1224	.2090	1.087	3.646	.2776
#2	.8976	.0037	.0102	.1221	.2092	1.086	3.646	.2775

Elem	Ag3280	V_2924	Zn2062	As1890	Tl1908	Pb2203	Se1960	Sb2068
Avg	**.0044**	**.3040**	**4.206**	**.1042**	F **-.0077**	**1.419**	F **-.0136**	**.4706**
Stddev	.0000	.0005	.002	.0015	.0005	.001	.0002	.0011
%RSD	.4770	.1580	.0479	1.430	6.960	.0653	1.464	.2341
#1	.0044	.3043	4.207	.1052	-.0081	1.420	-.0135	.4698
#2	.0044	.3036	4.205	.1031	-.0073	1.418	-.0138	.4713

Elem	Al3961	Ca3179	Fe2599	Mg2790	K_7664	Na5895	B_2089	Mo2020
Avg	**80.26**	**41.54**	**173.6**	**31.61**	**6.944**	**3.381**	**.2223**	**.0171**
Stddev	.03	.10	.3	.13	.023	.005	.0002	.0001
%RSD	.0349	.2338	.2000	.4075	.3357	.1509	.0931	.3810
#1	80.24	41.48	173.9	31.52	6.960	3.385	.2222	.0171
#2	80.28	41.61	173.4	31.70	6.927	3.378	.2224	.0170

Elem	Pd3404	Si2124	Sn1899	Sr4077	Ti3349	W_2079	Zr3391	S_1820
Avg	**.0040**	**12.73**	**.4590**	**.2612**	**4.495**	**.2062**	**.0617**	**3.076**
Stddev	.0003	.04	.0003	.0002	.009	.0008	.0003	.000
%RSD	6.983	.2908	.0572	.0774	.2006	.4045	.5150	.0124
#1	.0042	12.76	.4592	.2613	4.502	.2068	.0614	3.077
#2	.0038	12.71	.4588	.2610	4.489	.2056	.0619	3.076

Elem	Bi2230	Li6707
Avg	F **-.0398**	**.1054**
Stddev	.0004	.0000
%RSD	1.006	.0193
#1	-.0401	.1055
#2	-.0395	.1054

Zoom In Zoom Out

Sample Name: jb69103-22r Acquired: 6/26/2014 22:47:41 Type: Unk
Method: Accutest1(v181) Mode: CONC Corr. Factor: 1.000000
User: admin Custom ID1: Custom ID2: Custom ID3:
Comment:

Int. Std.	Y_3600	Y_3710	Y_2243	In2306
Avg	**202310.**	**49399.**	**3229.6**	**7989.6**
Stddev	136.	176.	4.2	5.5
%RSD	.06702	.35568	.13010	.06898
#1	202410.	49523.	3226.7	7985.7
#2	202210.	49275.	3232.6	7993.5

Zoom In Zoom Out

Sample Name: mp80319-mb1 2 Acquired: 6/26/2014 22:53:53 Type: Unk
Method: Accutest1(v181) Mode: CONC Corr. Factor: 1.000000
User: admin Custom ID1: Custom ID2: Custom ID3:
Comment:

Elem	Ba4554	Be3130	Cd2288	Co2286	Cr2677	Cu3247	Mn2576	Ni2316	Ag3280
Avg	**.0015**	**.0000**	**.0000**	**.0000**	**.0010**	**-.0001**	**.0011**	**.0002**	**-.0003**
Stddev	.0001	.000	.000	.0001	.0001	.0001	.0000	.0001	.0002
%RSD	6.701	43.20	340.1	234.5	9.053	122.3	2.198	51.68	62.40
#1	.0015	.0000	-.0001	.0001	.0009	.0000	.0011	.0002	-.0005
#2	.0014	.0000	.0001	.0000	.0010	-.0001	.0010	.0001	-.0002

Elem	V_2924	Zn2062	As1890	Tl1908	Pb2203	Se1960	Sb2068	Al3961	Ca3179
Avg	**-.0001**	**.0015**	**.0012**	**-.0003**	**.0000**	**-.0004**	**.0010**	**.0225**	**.0934**
Stddev	.0001	.0000	.0003	.0002	.000	.0009	.0003	.0025	.0004
%RSD	82.58	1.699	27.52	51.10	950.0	223.5	27.87	11.24	.4073
#1	-.0001	.0015	.0014	-.0002	.0002	-.0011	.0008	.0243	.0937
#2	.0000	.0015	.0009	-.0004	-.0002	.0002	.0012	.0207	.0932

Elem	Fe2599	Mg2790	K_7664	Na5895	B_2089	Mo2020	Pd3404	Si2124	Sn1899
Avg	**.0803**	**.0078**	**.0611**	**.0008**	**.0009**	**-.0002**	**.0000**	**.0288**	**.0285**
Stddev	.0005	.0010	.0023	.0012	.0001	.0000	.001	.0002	.0000
%RSD	.6100	13.36	3.723	144.8	10.37	10.69	8243.	.7141	.0212
#1	.0806	.0085	.0627	.0016	.0008	-.0002	-.0006	.0286	.0284
#2	.0799	.0070	.0595	.0000	.0010	-.0002	.0006	.0289	.0285

Elem	Sr4077	Ti3349	W_2079	Zr3391	S_1820	Bi2230	Li6707
Avg	**.0001**	**.0012**	**-.0023**	**.0011**	**.0273**	**.0001**	**.0010**
Stddev	.0000	.0000	.0004	.0000	.0004	.0006	.0007
%RSD	25.71	2.988	15.55	.1650	1.462	533.2	68.02
#1	.0001	.0012	-.0020	.0011	.0270	-.0003	.0005
#2	.0001	.0012	-.0025	.0011	.0276	.0005	.0015

Int. Std.	Y_3600	Y_3710	Y_2243	In2306
Avg	**202280.**	**47824.**	**3198.6**	**8106.3**
Stddev	388.	70.	7.4	15.9
%RSD	.19203	.14635	.23008	.19640
#1	202550.	47774.	3203.8	8117.6
#2	202000.	47873.	3193.4	8095.1

Zoom In Zoom Out

Sample Name: ccv Acquired: 6/26/2014 23:00:05 Type: QC
Method: Accutest1(v181) Mode: CONC Corr. Factor: 1.000000
User: admin Custom ID1: Custom ID2: Custom ID3:
Comment:

Elem	Ba4554	Be3130	Cd2288	Co2286	Cr2677	Cu3247	Mn2576	Ni2316	Ag3280
Units	ppm	ppm	ppm	ppm	ppm	ppm	ppm	ppm	ppm
Avg	**2.034**	**2.050**	**2.032**	**2.057**	**2.033**	**1.987**	**2.059**	**2.070**	**.2471**
Stddev	.002	.050	.006	.005	.003	.003	.024	.002	.0005
%RSD	.1053	2.424	.3103	.2509	.1306	.1442	1.149	.1152	.2117
#1	2.036	2.015	2.027	2.053	2.031	1.985	2.076	2.068	.2468
#2	2.033	2.085	2.036	2.060	2.034	1.989	2.042	2.071	.2475
Check ?	Chk Pass	Chk Pass	Chk Pass	Chk Pass	Chk Pass	Chk Pass	Chk Pass	Chk Pass	Chk Pass
Value									
Range									

Elem	V_2924	Zn2062	As1890	Tl1908	Pb2203	Se1960	Sb2068	Al3961	Ca3179
Units	ppm	ppm	ppm	ppm	ppm	ppm	ppm	ppm	ppm
Avg	**2.004**	**2.077**	**2.023**	**2.075**	**2.055**	**2.022**	**2.013**	**39.79**	**41.17**
Stddev	.003	.001	.003	.001	.003	.001	.008	.00	.06
%RSD	.1251	.0313	.1228	.0683	.1300	.0673	.4158	.0036	.1440
#1	2.002	2.078	2.021	2.074	2.053	2.021	2.007	39.80	41.21
#2	2.006	2.077	2.024	2.076	2.056	2.023	2.019	39.79	41.12
Check ?	Chk Pass	Chk Pass	Chk Pass	Chk Pass	Chk Pass	Chk Pass	Chk Pass	Chk Pass	Chk Pass
Value									
Range									

Elem	Fe2599	Mg2790	K_7664	Na5895	B_2089	Mo2020	Pd3404	Si2124	Sn1899
Units	ppm	ppm	ppm	ppm	ppm	ppm	ppm	ppm	ppm
Avg	**40.97**	**40.30**	**39.45**	**39.77**	**2.002**	**2.029**	**1.985**	**4.995**	**2.050**
Stddev	.03	.04	.03	.05	.005	.006	.004	.012	.006
%RSD	.0673	.0874	.0820	.1145	.2319	.2764	.1836	.2425	.2895
#1	40.99	40.32	39.43	39.74	1.999	2.025	1.983	4.986	2.046
#2	40.95	40.27	39.47	39.80	2.005	2.033	1.988	5.003	2.054
Check ?	Chk Pass	Chk Pass	Chk Pass	Chk Pass	Chk Pass	Chk Pass	Chk Pass	Chk Pass	Chk Pass
Value									
Range									

Zoom In Zoom Out

Sample Name: ccv Acquired: 6/26/2014 23:00:05 Type: QC
Method: Accutest1(v181) Mode: CONC Corr. Factor: 1.000000
User: admin Custom ID1: Custom ID2: Custom ID3:
Comment:

Elem	Sr4077	Ti3349	W_2079	Zr3391	S_1820	Bi2230	Li6707
Units	ppm	ppm	ppm	ppm	ppm	ppm	ppm
Avg	**2.021**	**2.014**	**1.944**	**2.015**	**1.987**	**1.994**	**1.966**
Stddev	.005	.002	.010	.001	.006	.007	.000
%RSD	.2444	.1100	.4925	.0582	.3195	.3776	.0035
#1	2.017	2.012	1.938	2.015	1.983	1.988	1.966
#2	2.024	2.016	1.951	2.016	1.992	1.999	1.966
Check ?	Chk Pass	Chk Pass	Chk Pass	Chk Pass	Chk Pass	Chk Pass	Chk Pass
Value							
Range							

Int. Std.	Y_3600	Y_3710	Y_2243	In2306
Units	Cts/S	Cts/S	Cts/S	Cts/S
Avg	**192360.**	**47000.**	**3116.5**	**7826.7**
Stddev	424.	61.	6.4	16.0
%RSD	.22053	.12894	.20638	.20401
#1	192660.	47043.	3121.1	7838.0
#2	192060.	46958.	3112.0	7815.5

Zoom In Zoom Out

Sample Name: ccb Acquired: 6/26/2014 23:06:18 Type: QC
Method: Accutest1(v181) Mode: CONC Corr. Factor: 1.000000
User: admin Custom ID1: Custom ID2: Custom ID3:
Comment:

Elem	Ba4554	Be3130	Cd2288	Co2286	Cr2677	Cu3247	Mn2576	Ni2316	Ag3280
Units	ppm	ppm	ppm	ppm	ppm	ppm	ppm	ppm	ppm
Avg	**.0003**	**.0001**	**.0001**	**.0001**	**.0003**	**-.0005**	**.0000**	**.0001**	**-.0004**
Stddev	.0001	.0000	.0001	.0000	.0001	.0002	.0000	.0001	.0001
%RSD	21.52	4.452	125.3	29.80	27.25	34.06	12.21	116.8	19.72
#1	.0002	.0001	.0001	.0001	.0002	-.0004	.0000	.0000	-.0005
#2	.0003	.0001	.0000	.0000	.0004	-.0007	.0001	.0002	-.0003
Check ?	Chk Pass	Chk Pass	Chk Pass	Chk Pass	Chk Pass	Chk Pass	Chk Pass	Chk Pass	Chk Pass
High Limit									
Low Limit									

Elem	V_2924	Zn2062	As1890	Tl1908	Pb2203	Se1960	Sb2068	Al3961	Ca3179
Units	ppm	ppm	ppm	ppm	ppm	ppm	ppm	ppm	ppm
Avg	**.0003**	**-.0055**	**.0013**	**.0010**	**-.0005**	**-.0016**	**.0001**	**-.0061**	**-.0154**
Stddev	.0001	.0001	.0005	.0011	.0003	.0009	.0006	.0035	.0008
%RSD	21.01	1.651	39.85	114.0	55.70	55.83	528.7	57.29	5.222
#1	.0003	-.0055	.0009	.0018	-.0003	-.0010	.0006	-.0036	-.0160
#2	.0002	-.0054	.0017	.0002	-.0007	-.0022	-.0003	-.0085	-.0148
Check ?	Chk Pass	Chk Pass	Chk Pass	Chk Pass	Chk Pass	Chk Pass	Chk Pass	Chk Pass	Chk Pass
High Limit									
Low Limit									

Elem	Fe2599	Mg2790	K_7664	Na5895	B_2089	Mo2020	Pd3404	Si2124	Sn1899
Units	ppm	ppm	ppm	ppm	ppm	ppm	ppm	ppm	ppm
Avg	**-.0007**	**-.0064**	**.0159**	**-.0224**	**.0017**	**.0003**	**.0011**	**.0056**	**.0001**
Stddev	.0004	.0024	.0284	.0015	.0003	.0001	.0005	.0009	.0001
%RSD	60.18	38.00	178.5	6.568	16.78	29.16	40.43	15.99	72.30
#1	-.0004	-.0081	-.0042	-.0214	.0020	.0003	.0008	.0050	.0000
#2	-.0010	-.0047	.0360	-.0234	.0015	.0002	.0014	.0063	.0001
Check ?	Chk Pass	Chk Pass	Chk Pass	Chk Pass	Chk Pass	Chk Pass	Chk Pass	Chk Pass	Chk Pass
High Limit									
Low Limit									

Zoom In Zoom Out

Sample Name: ccb Acquired: 6/26/2014 23:06:18 Type: QC
Method: Accutest1(v181) Mode: CONC Corr. Factor: 1.000000
User: admin Custom ID1: Custom ID2: Custom ID3:
Comment:

Elem	Sr4077	Ti3349	W_2079	Zr3391	S_1820	Bi2230	Li6707
Units	ppm	ppm	ppm	ppm	ppm	ppm	ppm
Avg	**.0000**	**.0002**	**.0059**	**.0004**	**-.0043**	**.0001**	**.0011**
Stddev	.0000	.0000	.0008	.0001	.0007	.0003	.0002
%RSD	120.6	20.54	13.74	34.87	15.88	528.2	20.31
#1	.0001	.0002	.0065	.0005	-.0038	.0003	.0009
#2	.0000	.0002	.0053	.0003	-.0048	-.0002	.0012
Check ?	Chk Pass	Chk Pass	Chk Pass	Chk Pass	Chk Pass	Chk Pass	Chk Pass
High Limit							
Low Limit							

Int. Std.	Y_3600	Y_3710	Y_2243	In2306
Units	Cts/S	Cts/S	Cts/S	Cts/S
Avg	**202420.**	**47558.**	**3222.1**	**8145.5**
Stddev	281.	275.	1.1	13.2
%RSD	.13901	.57832	.03454	.16244
#1	202220.	47752.	3222.8	8154.8
#2	202620.	47363.	3221.3	8136.1

Zoom In Zoom Out

Sample Name: mp80319-lc1 Acquired: 6/26/2014 23:12:30 Type: Unk
Method: Accutest1(v181) Mode: CONC Corr. Factor: 1.000000
User: admin Custom ID1: Custom ID2: Custom ID3:
Comment:

Elem	Ba4554	Be3130	Cd2288	Co2286	Cr2677	Cu3247	Mn2576	Ni2316
Avg	**3.013**	**1.549**	**1.772**	**.8233**	**1.342**	**.7681**	**6.260**	**3.827**
Stddev	.010	.004	.002	.0019	.004	.0004	.051	.006
%RSD	.3298	.2569	.0830	.2300	.2923	.0476	.8139	.1697
#1	3.006	1.547	1.773	.8246	1.339	.7683	6.224	3.831
#2	3.020	1.552	1.771	.8219	1.344	.7678	6.296	3.822

Elem	Ag3280	V_2924	Zn2062	As1890	Tl1908	Pb2203	Se1960	Sb2068
Avg	**.4996**	**1.280**	**3.783**	**1.745**	**3.252**	**2.990**	**1.940**	**.9589**
Stddev	.0012	.003	.000	.001	.002	.005	.004	.0018
%RSD	.2360	.2094	.0017	.0678	.0582	.1654	.2256	.1879
#1	.4988	1.278	3.783	1.746	3.254	2.993	1.943	.9576
#2	.5004	1.282	3.783	1.744	3.251	2.986	1.937	.9602

Elem	Al3961	Ca3179	Fe2599	Mg2790	K_7664	Na5895	B_2089	Mo2020
Avg	**97.26**	**72.73**	**134.5**	**40.95**	**34.56**	**8.301**	**1.322**	**.9050**
Stddev	.24	.61	1.2	.05	.10	.025	.002	.0011
%RSD	.2455	.8425	.9019	.1180	.2750	.2974	.1316	.1210
#1	97.09	72.29	133.7	40.92	34.49	8.284	1.323	.9058
#2	97.42	73.16	135.4	40.98	34.63	8.319	1.320	.9042

Elem	Pd3404	Si2124	Sn1899	Sr4077	Ti3349	W_2079	Zr3391	S_1820
Avg	**.0074**	**8.583**	**1.329**	**1.261**	**2.735**	**.0104**	**.0934**	**2.775**
Stddev	.0001	.041	.004	.004	.009	.0002	.0000	.000
%RSD	.9152	.4713	.2756	.3221	.3207	1.966	.0463	.0029
#1	.0074	8.612	1.332	1.258	2.729	.0106	.0934	2.775
#2	.0075	8.555	1.327	1.264	2.741	.0103	.0934	2.775

Elem	Bi2230	Li6707
Avg	F **-.0289**	**.0888**
Stddev	.0003	.0002
%RSD	.9595	.2031
#1	-.0291	.0890
#2	-.0287	.0887

Zoom In Zoom Out

Sample Name: mp80319-lc1 Acquired: 6/26/2014 23:12:30 Type: Unk
Method: Accutest1(v181) Mode: CONC Corr. Factor: 1.000000
User: admin Custom ID1: Custom ID2: Custom ID3:
Comment:

Int. Std.	Y_3600	Y_3710	Y_2243	In2306
Avg	**200450.**	**49348.**	**3200.3**	**7843.6**
Stddev	263.	192.	3.0	14.4
%RSD	.13131	.38899	.09331	.18407
#1	200640.	49483.	3198.2	7833.4
#2	200260.	49212.	3202.4	7853.8

Zoom In Zoom Out

Sample Name: mp80319-b1 Acquired: 6/26/2014 23:18:46 Type: Unk
Method: Accutest1(v181) Mode: CONC Corr. Factor: 1.000000
User: admin Custom ID1: Custom ID2: Custom ID3:
Comment:

Elem	Ba4554	Be3130	Cd2288	Co2286	Cr2677	Cu3247	Mn2576	Ni2316	Ag3280
Avg	**4.017**	**.1046**	**.1006**	**1.019**	**.4106**	**.4874**	**1.043**	**1.040**	**.1010**
Stddev	.005	.0000	.0001	.001	.0002	.0008	.000	.001	.0006
%RSD	.1221	.0371	.1157	.0671	.0406	.1720	.0285	.0512	.6153
#1	4.014	.1046	.1006	1.018	.4105	.4868	1.043	1.041	.1015
#2	4.021	.1046	.1007	1.019	.4107	.4880	1.043	1.040	.1006

Elem	V_2924	Zn2062	As1890	Tl1908	Pb2203	Se1960	Sb2068	Al3961	Ca3179
Avg	**1.003**	**1.106**	**4.089**	**4.263**	**1.035**	**4.205**	**1.007**	**53.72**	**13.26**
Stddev	.001	.000	.000	.001	.002	.008	.002	.03	.03
%RSD	.1094	.0344	.0091	.0223	.2161	.1825	.2364	.0469	.2277
#1	1.002	1.106	4.089	4.262	1.034	4.199	1.005	53.73	13.24
#2	1.004	1.106	4.089	4.264	1.037	4.210	1.008	53.70	13.28

Elem	Fe2599	Mg2790	K_7664	Na5895	B_2089	Mo2020	Pd3404	Si2124	Sn1899
Avg	**54.66**	**13.43**	**12.96**	**12.91**	**.0026**	**.0020**	**-.0011**	**.0203**	**.0293**
Stddev	.06	.03	.00	.01	.0002	.0001	.0004	.0002	.0009
%RSD	.1056	.2472	.0373	.0688	7.596	2.595	37.10	.9161	3.211
#1	54.62	13.41	12.96	12.90	.0025	.0019	-.0008	.0204	.0286
#2	54.70	13.46	12.95	12.91	.0027	.0020	-.0014	.0202	.0300

Elem	Sr4077	Ti3349	W_2079	Zr3391	S_1820	Bi2230	Li6707
Avg	**-.0002**	**.0035**	**.0049**	**.0002**	**.0415**	**.0010**	**.0001**
Stddev	.0000	.0001	.0004	.0001	.0002	.0004	.0001
%RSD	19.12	1.796	8.362	64.38	.5864	41.67	77.55
#1	-.0002	.0034	.0052	.0003	.0413	.0007	.0001
#2	-.0002	.0035	.0046	.0001	.0417	.0013	.0000

Int. Std.	Y_3600	Y_3710	Y_2243	In2306
Avg	**197680.**	**47484.**	**3163.5**	**7993.1**
Stddev	113.	244.	4.4	.6
%RSD	.05696	.51459	.13971	.00737
#1	197760.	47657.	3166.6	7993.5
#2	197600.	47311.	3160.3	7992.6

Zoom In Zoom Out

Sample Name: mp80319-s1 Acquired: 6/26/2014 23:24:53 Type: Unk
Method: Accutest1(v181) Mode: CONC Corr. Factor: 1.000000
User: admin Custom ID1: Custom ID2: Custom ID3:
Comment:

Elem	Ba4554	Be3130	Cd2288	Co2286	Cr2677	Cu3247	Mn2576	Ni2316	Ag3280
Avg	**3.834**	**.0961**	**.0963**	**.9936**	**.6452**	**.5693**	**4.156**	**1.169**	**.0831**
Stddev	.031	.0001	.0003	.0003	.0001	.0013	.003	.001	.0013
%RSD	.8157	.0768	.3402	.0293	.0156	.2311	.0786	.0477	1.516
#1	3.811	.0960	.0965	.9934	.6452	.5702	4.154	1.168	.0822
#2	3.856	.0961	.0961	.9938	.6453	.5683	4.158	1.169	.0840

Elem	V_2924	Zn2062	As1890	Tl1908	Pb2203	Se1960	Sb2068	Al3961	Ca3179
Avg	**1.191**	**1.675**	**3.701**	**3.749**	**1.225**	**3.753**	**.2639**	**189.5**	**42.41**
Stddev	.001	.001	.001	.004	.001	.004	.0010	.7	.12
%RSD	.0642	.0667	.0213	.1152	.1103	.1173	.3808	.3815	.2810
#1	1.191	1.674	3.701	3.752	1.224	3.756	.2632	190.0	42.32
#2	1.190	1.675	3.702	3.746	1.226	3.750	.2646	189.0	42.49

Elem	Fe2599	Mg2790	K_7664	Na5895	B_2089	Mo2020	Pd3404	Si2124	Sn1899
Avg	**341.9**	**73.21**	**42.97**	**18.86**	**.1766**	**.0143**	**.0095**	**11.26**	**.0303**
Stddev	2.6	.36	.02	.02	.0001	.0001	.0004	.06	.0002
%RSD	.7729	.4876	.0453	.1002	.0367	1.044	4.047	.5479	.5209
#1	340.1	72.96	42.96	18.87	.1766	.0144	.0098	11.30	.0304
#2	343.8	73.47	42.98	18.84	.1765	.0142	.0092	11.22	.0302

Elem	Sr4077	Ti3349	W_2079	Zr3391	S_1820	Bi2230	Li6707
Avg	**.2640**	**3.581**	**.0134**	**.1074**	F **163.9**	**-.0166**	**.3050**
Stddev	.0002	.013	.0012	.0011	.1	.0004	.0003
%RSD	.0739	.3543	8.953	.9878	.0463	2.474	.0969
#1	.2641	3.590	.0143	.1066	164.0	-.0169	.3052
#2	.2639	3.572	.0126	.1081	163.9	-.0163	.3048

Int. Std.	Y_3600	Y_3710	Y_2243	In2306
Avg	**203840.**	**50383.**	**3260.3**	**7985.0**
Stddev	436.	210.	1.9	.2
%RSD	.21376	.41736	.05846	.00237
#1	203530.	50532.	3259.0	7985.1
#2	204150.	50235.	3261.7	7984.9

Zoom In Zoom Out

Sample Name: mp80319-s2 Acquired: 6/26/2014 23:31:15 Type: Unk
Method: Accutest1(v181) Mode: CONC Corr. Factor: 1.000000
User: admin Custom ID1: Custom ID2: Custom ID3:
Comment:

Elem	Ba4554	Be3130	Cd2288	Co2286	Cr2677	Cu3247	Mn2576	Ni2316	Ag3280
Avg	**3.612**	**.0887**	**.0896**	**.9252**	**.6041**	**.5295**	**3.866**	**1.092**	**.0773**
Stddev	.048	.0003	.0000	.0014	.0031	.0020	.003	.001	.0003
%RSD	1.330	.2933	.0261	.1502	.5129	.3821	.0728	.1210	.3270
#1	3.646	.0885	.0896	.9262	.6062	.5281	3.868	1.093	.0771
#2	3.579	.0889	.0896	.9242	.6019	.5310	3.864	1.091	.0774

Elem	V_2924	Zn2062	As1890	Tl1908	Pb2203	Se1960	Sb2068	Al3961	Ca3179
Avg	**1.102**	**1.562**	**3.445**	**3.519**	**.9894**	**3.494**	**.2503**	**177.7**	**38.96**
Stddev	.003	.005	.000	.001	.0028	.003	.0006	.2	.04
%RSD	.2729	.3507	.0102	.0154	.2824	.0924	.2455	.1039	.0971
#1	1.104	1.566	3.445	3.520	.9914	3.496	.2507	177.8	38.93
#2	1.100	1.558	3.445	3.519	.9874	3.491	.2498	177.6	38.98

Elem	Fe2599	Mg2790	K_7664	Na5895	B_2089	Mo2020	Pd3404	Si2124	Sn1899
Avg	**314.6**	**67.81**	**39.76**	**17.36**	**.1609**	**.0131**	**.0081**	**8.027**	**.0285**
Stddev	.9	.05	.22	.09	.0011	.0001	.0002	.029	.0003
%RSD	.2951	.0697	.5490	.5307	.6707	.4574	2.656	.3592	.9724
#1	313.9	67.84	39.60	17.30	.1602	.0132	.0079	8.048	.0287
#2	315.2	67.78	39.91	17.43	.1617	.0131	.0082	8.007	.0283

Elem	Sr4077	Ti3349	W_2079	Zr3391	S_1820	Bi2230	Li6707
Avg	**.2452**	**3.269**	**.0117**	**.1012**	F **148.0**	**-.0149**	**.2890**
Stddev	.0015	.009	.0009	.0014	.2	.0000	.0022
%RSD	.5987	.2609	7.617	1.357	.1482	.1546	.7467
#1	.2442	3.275	.0111	.1022	148.1	-.0149	.2875
#2	.2463	3.263	.0123	.1002	147.8	-.0149	.2906

Int. Std.	Y_3600	Y_3710	Y_2243	In2306
Avg	**204240.**	**50973.**	**3275.2**	**8010.1**
Stddev	757.	186.	.8	3.5
%RSD	.37070	.36417	.02503	.04398
#1	203700.	50842.	3274.6	8007.7
#2	204770.	51104.	3275.8	8012.6

Zoom In Zoom Out

Sample Name: jb70128-13 Acquired: 6/26/2014 23:37:37 Type: Unk
Method: Accutest1(v181) Mode: CONC Corr. Factor: 1.000000
User: admin Custom ID1: Custom ID2: Custom ID3:
Comment:

Elem	Ba4554	Be3130	Cd2288	Co2286	Cr2677	Cu3247	Mn2576	Ni2316
Avg	**.3307**	**.0041**	**.0045**	**.0838**	**.2730**	**.1173**	**3.081**	**.2424**
Stddev	.0005	.0000	.0002	.0000	.0001	.0000	.009	.0000
%RSD	.1632	.9615	3.414	.0125	.0253	.0055	.3023	.0143
#1	.3311	.0041	.0046	.0838	.2730	.1173	3.074	.2424
#2	.3303	.0041	.0044	.0838	.2731	.1173	3.087	.2424

Elem	Ag3280	V_2924	Zn2062	As1890	Tl1908	Pb2203	Se1960	Sb2068
Avg	**-.0031**	**.3084**	**.6987**	**.0966**	F **-.0080**	**.1721**	**.0014**	**.0059**
Stddev	.0002	.0006	.0016	.0001	.0013	.0001	.0008	.0007
%RSD	5.606	.1827	.2302	.0612	16.00	.0871	57.24	11.64
#1	-.0030	.3088	.6998	.0966	-.0090	.1720	.0019	.0064
#2	-.0032	.3080	.6975	.0965	-.0071	.1722	.0008	.0054

Elem	Al3961	Ca3179	Fe2599	Mg2790	K_7664	Na5895	B_2089	Mo2020
Avg	**131.2**	**30.56**	**280.4**	**57.31**	**28.30**	**6.833**	**.1486**	**.0126**
Stddev	.1	.04	.8	.11	.00	.013	.0006	.0000
%RSD	.0551	.1364	.2764	.1867	.0092	.1863	.4032	.2211
#1	131.2	30.53	280.9	57.23	28.30	6.824	.1491	.0126
#2	131.1	30.59	279.8	57.38	28.29	6.842	.1482	.0126

Elem	Pd3404	Si2124	Sn1899	Sr4077	Ti3349	W_2079	Zr3391	S_1820
Avg	**.0098**	**9.890**	**.0303**	**.2497**	**3.198**	**.0073**	**.0975**	F **148.5**
Stddev	.0005	.143	.0003	.0004	.007	.0004	.0003	.4
%RSD	4.776	1.443	1.074	.1625	.2334	5.048	.3236	.2808
#1	.0094	9.991	.0301	.2500	3.204	.0070	.0972	148.8
#2	.0101	9.789	.0305	.2494	3.193	.0076	.0977	148.2

Elem	Bi2230	Li6707
Avg	**-.0159**	**.2843**
Stddev	.0005	.0008
%RSD	3.353	.2974
#1	-.0162	.2849
#2	-.0155	.2837

Zoom In Zoom Out

Sample Name: jb70128-13 Acquired: 6/26/2014 23:37:37 Type: Unk
Method: Accutest1(v181) Mode: CONC Corr. Factor: 1.000000
User: admin Custom ID1: Custom ID2: Custom ID3:
Comment:

Int. Std.	Y_3600	Y_3710	Y_2243	In2306
Avg	**206750.**	**51031.**	**3298.1**	**8019.1**
Stddev	130.	218.	9.5	11.7
%RSD	.06296	.42732	.28674	.14540
#1	206840.	51185.	3291.5	8010.8
#2	206660.	50877.	3304.8	8027.3

Zoom In Zoom Out

Sample Name: mp80319-sd1 Acquired: 6/26/2014 23:43:48 Type: Unk
Method: Accutest1(v181) Mode: CONC Corr. Factor: 5.000000
User: admin Custom ID1: Custom ID2: Custom ID3:
Comment:

Elem	Ba4554	Be3130	Cd2288	Co2286	Cr2677	Cu3247	Mn2576	Ni2316	Ag3280
Avg	**.3514**	**.0041**	**.0051**	**.0872**	**.2941**	**.1204**	**3.390**	**.2539**	**.0101**
Stddev	.0020	.0000	.0002	.0009	.0012	.0006	.012	.0008	.0016
%RSD	.5752	.9137	3.437	1.041	.4039	.5016	.3471	.3302	16.32
#1	.3500	.0041	.0050	.0866	.2949	.1200	3.398	.2533	.0089
#2	.3528	.0041	.0053	.0879	.2933	.1209	3.382	.2545	.0112

Elem	V_2924	Zn2062	As1890	Tl1908	Pb2203	Se1960	Sb2068	Al3961	Ca3179
Avg	**.3287**	**.7578**	**.1017**	**.0026**	**.1771**	**-.0049**	**.0078**	**135.9**	**32.63**
Stddev	.0007	.0013	.0025	.0066	.0057	.0047	.0001	1.2	.20
%RSD	.2265	.1778	2.454	254.8	3.217	96.09	1.140	.8862	.6117
#1	.3282	.7587	.1035	.0073	.1730	-.0082	.0077	135.0	32.49
#2	.3292	.7568	.1000	-.0021	.1811	-.0016	.0078	136.7	32.77

Elem	Fe2599	Mg2790	K_7664	Na5895	B_2089	Mo2020	Pd3404	Si2124	Sn1899
Avg	**320.6**	**60.68**	**29.37**	**6.983**	**.1603**	**.0120**	**.0137**	**9.904**	**.0307**
Stddev	2.7	.36	.20	.062	.0021	.0003	.0025	.047	.0020
%RSD	.8377	.5893	.6976	.8883	1.329	2.455	18.38	.4763	6.574
#1	318.7	60.43	29.23	6.939	.1618	.0118	.0119	9.938	.0293
#2	322.5	60.94	29.52	7.027	.1588	.0123	.0155	9.871	.0322

Elem	Sr4077	Ti3349	W_2079	Zr3391	S_1820	Bi2230	Li6707
Avg	**.2599**	**3.344**	**-.0047**	**.1021**	**161.3**	**-.0173**	**.2926**
Stddev	.0017	.011	.0046	.0007	.5	.0034	.0003
%RSD	.6473	.3203	97.73	.6483	.2857	19.76	.0899
#1	.2587	3.352	-.0015	.1026	161.6	-.0197	.2924
#2	.2611	3.337	-.0080	.1016	161.0	-.0149	.2927

Int. Std.	Y_3600	Y_3710	Y_2243	In2306
Avg	**203340.**	**48768.**	**3236.4**	**8105.5**
Stddev	196.	238.	8.3	10.7
%RSD	.09660	.48746	.25694	.13181
#1	203200.	48936.	3230.5	8097.9
#2	203480.	48600.	3242.3	8113.0

Zoom In Zoom Out

Sample Name: jb70128-1 Acquired: 6/26/2014 23:49:53 Type: Unk
Method: Accutest1(v181) Mode: CONC Corr. Factor: 1.000000
User: admin Custom ID1: Custom ID2: Custom ID3:
Comment:

Elem	Ba4554	Be3130	Cd2288	Co2286	Cr2677	Cu3247	Mn2576	Ni2316
Avg	**.7121**	**.0055**	**.0050**	**.1124**	**.2725**	**.3067**	**3.107**	**.4055**
Stddev	.0005	.0000	.0002	.0002	.0003	.0005	.005	.0002
%RSD	.0711	.3207	3.081	.1688	.1092	.1725	.1692	.0553
#1	.7117	.0055	.0049	.1125	.2728	.3063	3.110	.4053
#2	.7125	.0055	.0051	.1123	.2723	.3071	3.103	.4057

Elem	Ag3280	V_2924	Zn2062	As1890	Tl1908	Pb2203	Se1960	Sb2068
Avg	**-.0021**	**.3334**	**.8833**	**.0913**	F **-.0081**	**.7288**	**-.0007**	**.0063**
Stddev	.0005	.0008	.0016	.0001	.0006	.0023	.0010	.0006
%RSD	25.29	.2349	.1831	.0597	7.238	.3139	144.5	9.461
#1	-.0017	.3340	.8822	.0913	-.0085	.7271	-.0014	.0067
#2	-.0025	.3328	.8845	.0913	-.0077	.7304	.0000	.0059

Elem	Al3961	Ca3179	Fe2599	Mg2790	K_7664	Na5895	B_2089	Mo2020
Avg	**140.1**	**39.25**	**250.5**	**63.84**	**27.21**	**7.936**	**.1346**	**.0147**
Stddev	.1	.09	.1	.11	.04	.005	.0000	.0002
%RSD	.0938	.2330	.0419	.1715	.1616	.0598	.0011	1.194
#1	140.2	39.32	250.5	63.91	27.24	7.933	.1346	.0146
#2	140.0	39.19	250.4	63.76	27.17	7.939	.1346	.0149

Elem	Pd3404	Si2124	Sn1899	Sr4077	Ti3349	W_2079	Zr3391	S_1820
Avg	**.0085**	**12.53**	**.0549**	**.5203**	**4.284**	**.0065**	**.0979**	**97.68**
Stddev	.0002	.13	.0005	.0004	.003	.0001	.0002	.15
%RSD	2.050	1.024	.8530	.0729	.0800	2.198	.2097	.1561
#1	.0086	12.62	.0545	.5201	4.282	.0066	.0978	97.57
#2	.0084	12.44	.0552	.5206	4.286	.0064	.0981	97.79

Elem	Bi2230	Li6707
Avg	F **-.0338**	**.2666**
Stddev	.0020	.0004
%RSD	5.799	.1514
#1	-.0324	.2663
#2	-.0352	.2669

Zoom In Zoom Out

Sample Name: jb70128-1 Acquired: 6/26/2014 23:49:53 Type: Unk
Method: Accutest1(v181) Mode: CONC Corr. Factor: 1.000000
User: admin Custom ID1: Custom ID2: Custom ID3:
Comment:

Int. Std.	Y_3600	Y_3710	Y_2243	In2306
Avg	**211640.**	**52290.**	**3394.2**	**8012.0**
Stddev	59.	197.	6.9	3.6
%RSD	.02788	.37751	.20329	.04556
#1	211680.	52151.	3399.1	8014.6
#2	211590.	52430.	3389.3	8009.4

Zoom In Zoom Out

Sample Name: jb70128-2 Acquired: 6/26/2014 23:56:03 Type: Unk
Method: Accutest1(v181) Mode: CONC Corr. Factor: 1.000000
User: admin Custom ID1: Custom ID2: Custom ID3:
Comment:

Elem	Ba4554	Be3130	Cd2288	Co2286	Cr2677	Cu3247	Mn2576	Ni2316
Avg	**.3881**	**.0052**	**.0048**	**.1099**	**.3054**	**.1876**	**3.033**	**.3493**
Stddev	.0027	.0000	.0000	.0002	.0013	.0003	.006	.0001
%RSD	.6930	.8289	.7031	.2052	.4263	.1618	.2004	.0279
#1	.3862	.0051	.0049	.1097	.3063	.1874	3.037	.3494
#2	.3900	.0052	.0048	.1100	.3045	.1878	3.028	.3492

Elem	Ag3280	V_2924	Zn2062	As1890	Tl1908	Pb2203	Se1960	Sb2068
Avg	**-.0053**	**.3471**	**.8161**	**.1040**	F **-.0090**	**.2624**	**.0004**	**.0063**
Stddev	.0003	.0004	.0016	.0001	.0010	.0006	.0003	.0001
%RSD	4.820	.1093	.1965	.0645	11.13	.2357	73.02	2.300
#1	-.0051	.3468	.8172	.1040	-.0097	.2620	.0006	.0064
#2	-.0054	.3474	.8150	.1039	-.0083	.2629	.0002	.0062

Elem	Al3961	Ca3179	Fe2599	Mg2790	K_7664	Na5895	B_2089	Mo2020
Avg	**153.7**	**22.04**	**302.5**	**69.42**	**31.70**	**10.21**	**.1723**	**.0105**
Stddev	.8	.11	.4	.24	.18	.05	.0004	.0001
%RSD	.5334	.4862	.1239	.3456	.5679	.5099	.2312	1.165
#1	153.1	21.96	302.7	69.25	31.57	10.17	.1726	.0104
#2	154.3	22.11	302.2	69.59	31.82	10.25	.1720	.0106

Elem	Pd3404	Si2124	Sn1899	Sr4077	Ti3349	W_2079	Zr3391	S_1820
Avg	**.0108**	**10.70**	**.0352**	**.2436**	**3.945**	**.0069**	**.1125**	F **136.9**
Stddev	.0000	.00	.0003	.0011	.001	.0005	.0006	.0
%RSD	.0565	.0325	.9098	.4510	.0217	7.261	.5752	.0264
#1	.0108	10.71	.0355	.2428	3.945	.0065	.1129	136.9
#2	.0108	10.70	.0350	.2443	3.944	.0072	.1120	136.8

Elem	Bi2230	Li6707
Avg	F **-.0231**	**.3081**
Stddev	.0013	.0019
%RSD	5.798	.6153
#1	-.0240	.3067
#2	-.0221	.3094

Zoom In Zoom Out

Sample Name: jb70128-2 Acquired: 6/26/2014 23:56:03 Type: Unk
Method: Accutest1(v181) Mode: CONC Corr. Factor: 1.000000
User: admin Custom ID1: Custom ID2: Custom ID3:
Comment:

Int. Std.	Y_3600	Y_3710	Y_2243	In2306
Avg	**208890.**	**51908.**	**3351.5**	**8061.0**
Stddev	395.	112.	.4	6.2
%RSD	.18890	.21550	.01097	.07697
#1	208610.	51987.	3351.8	8065.4
#2	209170.	51829.	3351.3	8056.6

Zoom In Zoom Out

Sample Name: jb70128-3 Acquired: 6/27/2014 0:02:14 Type: Unk
Method: Accutest1(v181) Mode: CONC Corr. Factor: 1.000000
User: admin Custom ID1: Custom ID2: Custom ID3:
Comment:

Elem	Ba4554	Be3130	Cd2288	Co2286	Cr2677	Cu3247	Mn2576	Ni2316
Avg	**.2720**	**.0024**	**.0028**	**.0539**	**.1686**	**.0853**	**1.728**	**.1628**
Stddev	.0002	.0000	.0001	.0003	.0004	.0007	.001	.0003
%RSD	.0830	1.243	3.357	.5003	.2604	.8063	.0645	.1982
#1	.2718	.0024	.0027	.0537	.1683	.0848	1.729	.1625
#2	.2722	.0024	.0029	.0541	.1689	.0858	1.727	.1630

Elem	Ag3280	V_2924	Zn2062	As1890	Tl1908	Pb2203	Se1960	Sb2068
Avg	**.0012**	**.1848**	**.4321**	**.0630**	F **-.0061**	**.1365**	**-.0006**	**.0031**
Stddev	.0000	.0000	.0018	.0013	.0003	.0005	.0003	.0011
%RSD	.2312	.0006	.4203	1.998	4.642	.3566	50.43	36.60
#1	.0012	.1848	.4309	.0621	-.0063	.1361	-.0008	.0039
#2	.0012	.1848	.4334	.0639	-.0059	.1368	-.0004	.0023

Elem	Al3961	Ca3179	Fe2599	Mg2790	K_7664	Na5895	B_2089	Mo2020
Avg	**86.99**	**17.90**	**180.3**	**33.54**	**16.71**	**6.159**	**.0773**	**.0099**
Stddev	.22	.08	.8	.22	.03	.004	.0003	.0002
%RSD	.2514	.4529	.4298	.6685	.1926	.0618	.4254	2.083
#1	86.83	17.84	179.8	33.38	16.69	6.156	.0771	.0098
#2	87.14	17.96	180.8	33.70	16.73	6.161	.0775	.0101

Elem	Pd3404	Si2124	Sn1899	Sr4077	Ti3349	W_2079	Zr3391	S_1820
Avg	**.0086**	**13.95**	**.0315**	**.1459**	**2.167**	**.0035**	**.0708**	**87.34**
Stddev	.0003	.04	.0004	.0001	.005	.0012	.0011	.14
%RSD	3.405	.2678	1.232	.0535	.2262	32.67	1.528	.1620
#1	.0084	13.97	.0312	.1458	2.170	.0044	.0700	87.24
#2	.0088	13.92	.0318	.1459	2.163	.0027	.0716	87.44

Elem	Bi2230	Li6707
Avg	**-.0130**	**.1945**
Stddev	.0003	.0007
%RSD	2.423	.3505
#1	-.0128	.1949
#2	-.0132	.1940

Zoom In Zoom Out

Sample Name: jb70128-3 Acquired: 6/27/2014 0:02:14 Type: Unk
Method: Accutest1(v181) Mode: CONC Corr. Factor: 1.000000
User: admin Custom ID1: Custom ID2: Custom ID3:
Comment:

Int. Std.	Y_3600	Y_3710	Y_2243	In2306
Avg	**204400.**	**50008.**	**3268.6**	**8100.2**
Stddev	197.	396.	5.8	9.2
%RSD	.09621	.79223	.17608	.11299
#1	204260.	50288.	3272.7	8106.7
#2	204540.	49727.	3264.6	8093.8

Zoom In Zoom Out

Sample Name: ccv Acquired: 6/27/2014 0:08:23 Type: QC
Method: Accutest1(v181) Mode: CONC Corr. Factor: 1.000000
User: admin Custom ID1: Custom ID2: Custom ID3:
Comment:

Elem	Ba4554	Be3130	Cd2288	Co2286	Cr2677	Cu3247	Mn2576	Ni2316	Ag3280
Units	ppm	ppm	ppm	ppm	ppm	ppm	ppm	ppm	ppm
Avg	**2.026**	**2.030**	**2.034**	**2.053**	**2.025**	**1.985**	**2.039**	**2.071**	**.2477**
Stddev	.004	.003	.003	.005	.022	.009	.008	.005	.0028
%RSD	.2004	.1485	.1541	.2662	1.090	.4459	.3911	.2666	1.126
#1	2.023	2.033	2.036	2.057	2.041	1.992	2.045	2.074	.2497
#2	2.028	2.028	2.032	2.049	2.010	1.979	2.033	2.067	.2457
Check ?	Chk Pass	Chk Pass	Chk Pass	Chk Pass	Chk Pass	Chk Pass	Chk Pass	Chk Pass	Chk Pass
Value									
Range									

Elem	V_2924	Zn2062	As1890	Tl1908	Pb2203	Se1960	Sb2068	Al3961	Ca3179
Units	ppm	ppm	ppm	ppm	ppm	ppm	ppm	ppm	ppm
Avg	**2.000**	**2.088**	**2.022**	**2.079**	**2.052**	**2.027**	**2.015**	**39.47**	**41.09**
Stddev	.019	.009	.001	.005	.007	.000	.000	.06	.05
%RSD	.9311	.4337	.0451	.2548	.3247	.0199	.0075	.1498	.1102
#1	2.013	2.095	2.023	2.082	2.056	2.026	2.015	39.43	41.12
#2	1.987	2.082	2.021	2.075	2.047	2.027	2.015	39.52	41.05
Check ?	Chk Pass	Chk Pass	Chk Pass	Chk Pass	Chk Pass	Chk Pass	Chk Pass	Chk Pass	Chk Pass
Value									
Range									

Elem	Fe2599	Mg2790	K_7664	Na5895	B_2089	Mo2020	Pd3404	Si2124	Sn1899
Units	ppm	ppm	ppm	ppm	ppm	ppm	ppm	ppm	ppm
Avg	**40.81**	**40.09**	**39.10**	**39.36**	**2.011**	**2.032**	**1.985**	**5.010**	**2.055**
Stddev	.04	.05	.13	.07	.000	.002	.012	.001	.006
%RSD	.1088	.1312	.3416	.1731	.0073	.0998	.5861	.0122	.3112
#1	40.84	40.13	39.01	39.31	2.011	2.033	1.994	5.010	2.060
#2	40.78	40.06	39.20	39.40	2.011	2.030	1.977	5.010	2.050
Check ?	Chk Pass	Chk Pass	Chk Pass	Chk Pass	Chk Pass	Chk Pass	Chk Pass	Chk Pass	Chk Pass
Value									
Range									

Zoom In Zoom Out

Sample Name: ccv Acquired: 6/27/2014 0:08:23 Type: QC
Method: Accutest1(v181) Mode: CONC Corr. Factor: 1.000000
User: admin Custom ID1: Custom ID2: Custom ID3:
Comment:

Elem	Sr4077	Ti3349	W_2079	Zr3391	S_1820	Bi2230	Li6707
Units	ppm	ppm	ppm	ppm	ppm	ppm	ppm
Avg	**1.981**	**2.008**	**1.950**	**2.008**	**1.993**	**1.993**	**1.951**
Stddev	.007	.018	.005	.018	.002	.001	.005
%RSD	.3646	.8842	.2475	.9132	.0755	.0443	.2605
#1	1.986	2.020	1.947	2.021	1.994	1.994	1.948
#2	1.976	1.995	1.954	1.995	1.992	1.992	1.955
Check ?	Chk Pass	Chk Pass	Chk Pass	Chk Pass	Chk Pass	Chk Pass	Chk Pass
Value							
Range							

Int. Std.	Y_3600	Y_3710	Y_2243	In2306
Units	Cts/S	Cts/S	Cts/S	Cts/S
Avg	**192770.**	**47213.**	**3114.5**	**7854.8**
Stddev	1611.	83.	3.0	15.7
%RSD	.83597	.17505	.09707	.20005
#1	191630.	47155.	3112.4	7843.7
#2	193910.	47272.	3116.6	7865.9

Zoom In Zoom Out

Sample Name: ccb Acquired: 6/27/2014 0:14:41 Type: QC
Method: Accutest1(v181) Mode: CONC Corr. Factor: 1.000000
User: admin Custom ID1: Custom ID2: Custom ID3:
Comment:

Elem	Ba4554	Be3130	Cd2288	Co2286	Cr2677	Cu3247	Mn2576	Ni2316	Ag3280
Units	ppm	ppm	ppm	ppm	ppm	ppm	ppm	ppm	ppm
Avg	**.0002**	**.0001**	**.0001**	**.0004**	**.0000**	**-.0004**	**.0001**	**.0000**	**.0000**
Stddev	.0000	.0000	.0001	.0000	.0000	.0001	.0000	.0000	.0004
%RSD	24.04	52.32	94.97	2.245	110.3	38.14	40.99	9.362	848.6
#1	.0002	.0001	.0000	.0004	.0000	-.0005	.0001	.0000	-.0002
#2	.0002	.0000	.0002	.0004	.0001	-.0003	.0001	.0000	.0003
Check ?	Chk Pass	Chk Pass	Chk Pass	Chk Pass	Chk Pass	Chk Pass	Chk Pass	Chk Pass	Chk Pass
High Limit									
Low Limit									

Elem	V_2924	Zn2062	As1890	Tl1908	Pb2203	Se1960	Sb2068	Al3961	Ca3179
Units	ppm	ppm	ppm	ppm	ppm	ppm	ppm	ppm	ppm
Avg	**.0001**	**-.0055**	**.0008**	**.0011**	**-.0002**	**-.0022**	**.0003**	**-.0081**	**-.0166**
Stddev	.0001	.0001	.0001	.0004	.0001	.0002	.0003	.0032	.0004
%RSD	175.5	1.250	7.404	35.86	49.20	7.017	91.42	39.79	2.134
#1	.0001	-.0056	.0008	.0014	-.0003	-.0023	.0006	-.0103	-.0169
#2	.0000	-.0055	.0008	.0008	-.0002	-.0021	.0001	-.0058	-.0164
Check ?	Chk Pass	Chk Pass	Chk Pass	Chk Pass	Chk Pass	Chk Pass	Chk Pass	Chk Pass	Chk Pass
High Limit									
Low Limit									

Elem	Fe2599	Mg2790	K_7664	Na5895	B_2089	Mo2020	Pd3404	Si2124	Sn1899
Units	ppm	ppm	ppm	ppm	ppm	ppm	ppm	ppm	ppm
Avg	**-.0007**	**-.0012**	**.0017**	**-.0288**	**.0018**	**.0003**	**.0006**	**.0075**	**.0000**
Stddev	.0008	.0076	.0037	.0004	.0005	.0001	.0005	.0002	.001
%RSD	105.1	640.0	211.7	1.511	27.90	22.73	93.96	2.849	2202.
#1	-.0012	-.0066	.0044	-.0291	.0021	.0004	.0009	.0074	.0004
#2	-.0002	.0042	-.0009	-.0285	.0014	.0003	.0002	.0077	-.0005
Check ?	Chk Pass	Chk Pass	Chk Pass	Chk Pass	Chk Pass	Chk Pass	Chk Pass	Chk Pass	Chk Pass
High Limit									
Low Limit									

Zoom In Zoom Out

Sample Name: ccb Acquired: 6/27/2014 0:14:41 Type: QC
Method: Accutest1(v181) Mode: CONC Corr. Factor: 1.000000
User: admin Custom ID1: Custom ID2: Custom ID3:
Comment:

Elem	Sr4077	Ti3349	W_2079	Zr3391	S_1820	Bi2230	Li6707
Units	ppm	ppm	ppm	ppm	ppm	ppm	ppm
Avg	**.0000**	**.0001**	**.0055**	**.0003**	**-.0007**	**-.0008**	**.0015**
Stddev	.0000	.0001	.0005	.0001	.0006	.0005	.0009
%RSD	765.9	149.8	9.603	33.73	81.52	57.39	56.46
#1	.0000	.0002	.0059	.0004	-.0012	-.0011	.0009
#2	.0000	.0000	.0051	.0002	-.0003	-.0005	.0021
Check ?	Chk Pass	Chk Pass	Chk Pass	Chk Pass	Chk Pass	Chk Pass	Chk Pass
High Limit							
Low Limit							

Int. Std.	Y_3600	Y_3710	Y_2243	In2306
Units	Cts/S	Cts/S	Cts/S	Cts/S
Avg	**202190.**	**47328.**	**3216.0**	**8139.8**
Stddev	473.	2.	11.9	25.3
%RSD	.23414	.00460	.36895	.31021
#1	201850.	47330.	3224.4	8157.7
#2	202520.	47327.	3207.6	8122.0

Zoom In Zoom Out

Sample Name: jb70128-4 Acquired: 6/27/2014 0:20:52 Type: Unk
Method: Accutest1(v181) Mode: CONC Corr. Factor: 1.000000
User: admin Custom ID1: Custom ID2: Custom ID3:
Comment:

Elem	Ba4554	Be3130	Cd2288	Co2286	Cr2677	Cu3247	Mn2576	Ni2316
Avg	**.3748**	**.0042**	**.0045**	**.0921**	**.2752**	**.1304**	**3.105**	**.2621**
Stddev	.0004	.0000	.0000	.0004	.0001	.0004	.007	.0002
%RSD	.1101	.1267	1.054	.4518	.0291	.3322	.2144	.0591
#1	.3745	.0043	.0045	.0919	.2751	.1301	3.100	.2622
#2	.3751	.0042	.0044	.0924	.2753	.1307	3.110	.2620

Elem	Ag3280	V_2924	Zn2062	As1890	Tl1908	Pb2203	Se1960	Sb2068
Avg	**-.0015**	**.2978**	**.7389**	**.0929**	F **-.0081**	**.1421**	**-.0007**	**.0052**
Stddev	.0003	.0007	.0023	.0005	.0001	.0001	.0000	.0003
%RSD	20.39	.2247	.3054	.5438	.6814	.0408	4.676	5.996
#1	-.0013	.2974	.7373	.0933	-.0081	.1421	-.0007	.0054
#2	-.0018	.2983	.7405	.0926	-.0081	.1421	-.0007	.0050

Elem	Al3961	Ca3179	Fe2599	Mg2790	K_7664	Na5895	B_2089	Mo2020
Avg	**140.3**	**25.46**	**294.0**	**58.19**	**27.06**	**12.42**	**.1335**	**.0124**
Stddev	.0	.05	.5	.16	.00	.01	.0002	.0001
%RSD	.0122	.2147	.1654	.2787	.0068	.1016	.1375	.4993
#1	140.3	25.42	293.7	58.07	27.05	12.41	.1337	.0124
#2	140.3	25.49	294.4	58.30	27.06	12.43	.1334	.0125

Elem	Pd3404	Si2124	Sn1899	Sr4077	Ti3349	W_2079	Zr3391	S_1820
Avg	**.0113**	**10.17**	**.0275**	**.2239**	**3.094**	**.0106**	**.1076**	F **151.9**
Stddev	.0002	.04	.0004	.0000	.003	.0004	.0008	.5
%RSD	1.398	.3528	1.553	.0165	.0893	4.115	.7658	.3449
#1	.0114	10.15	.0272	.2239	3.093	.0109	.1070	151.5
#2	.0112	10.20	.0278	.2239	3.096	.0103	.1082	152.3

Elem	Bi2230	Li6707
Avg	**-.0149**	**.3046**
Stddev	.0008	.0005
%RSD	5.532	.1538
#1	-.0155	.3050
#2	-.0144	.3043

Zoom In Zoom Out

Sample Name: jb70128-4 Acquired: 6/27/2014 0:20:52 Type: Unk
Method: Accutest1(v181) Mode: CONC Corr. Factor: 1.000000
User: admin Custom ID1: Custom ID2: Custom ID3:
Comment:

Int. Std.	Y_3600	Y_3710	Y_2243	In2306
Avg	**206600.**	**50942.**	**3303.8**	**8048.0**
Stddev	185.	193.	9.8	26.2
%RSD	.08953	.37855	.29714	.32526
#1	206470.	51079.	3310.8	8066.5
#2	206730.	50806.	3296.9	8029.5

Zoom In Zoom Out

Sample Name: jb70128-5 Acquired: 6/27/2014 0:27:04 Type: Unk
Method: Accutest1(v181) Mode: CONC Corr. Factor: 1.000000
User: admin Custom ID1: Custom ID2: Custom ID3:
Comment:

Elem	Ba4554	Be3130	Cd2288	Co2286	Cr2677	Cu3247	Mn2576	Ni2316
Avg	**.3555**	**.0037**	**.0039**	**.0731**	**.2287**	**.1133**	**2.388**	**.2159**
Stddev	.0009	.0000	.0001	.0002	.0004	.0001	.003	.0002
%RSD	.2551	.2597	2.765	.2732	.1830	.0816	.1309	.0695
#1	.3549	.0036	.0038	.0729	.2290	.1134	2.390	.2158
#2	.3562	.0037	.0040	.0732	.2285	.1132	2.386	.2160

Elem	Ag3280	V_2924	Zn2062	As1890	Tl1908	Pb2203	Se1960	Sb2068
Avg	**.0009**	**.2743**	**.5860**	**.0812**	F **-.0085**	**.1836**	**-.0005**	**.0055**
Stddev	.0005	.0002	.0014	.0002	.0013	.0000	.0019	.0004
%RSD	55.15	.0903	.2353	.2864	14.91	.0252	376.9	7.992
#1	.0006	.2745	.5850	.0813	-.0094	.1836	-.0019	.0052
#2	.0013	.2741	.5869	.0810	-.0076	.1836	.0008	.0059

Elem	Al3961	Ca3179	Fe2599	Mg2790	K_7664	Na5895	B_2089	Mo2020
Avg	**114.9**	**27.01**	**247.5**	**47.16**	**21.77**	**18.43**	**.1254**	**.0143**
Stddev	.2	.01	.9	.03	.09	.04	.0006	.0000
%RSD	.1907	.0429	.3830	.0695	.4339	.2208	.4775	.0731
#1	114.8	27.02	246.8	47.18	21.70	18.40	.1250	.0143
#2	115.1	27.00	248.2	47.14	21.84	18.46	.1258	.0143

Elem	Pd3404	Si2124	Sn1899	Sr4077	Ti3349	W_2079	Zr3391	S_1820
Avg	**.0113**	**14.12**	**.0327**	**.2227**	**2.764**	**.0089**	**.0955**	F **113.4**
Stddev	.0002	.03	.0008	.0006	.001	.0015	.0023	.1
%RSD	1.600	.2315	2.574	.2621	.0522	16.52	2.444	.0849
#1	.0114	14.15	.0321	.2223	2.765	.0079	.0972	113.3
#2	.0112	14.10	.0333	.2231	2.763	.0099	.0939	113.5

Elem	Bi2230	Li6707
Avg	**-.0150**	**.2507**
Stddev	.0006	.0002
%RSD	4.179	.0878
#1	-.0154	.2509
#2	-.0145	.2506

Zoom In Zoom Out

Sample Name: jb70128-5 Acquired: 6/27/2014 0:27:04 Type: Unk
Method: Accutest1(v181) Mode: CONC Corr. Factor: 1.000000
User: admin Custom ID1: Custom ID2: Custom ID3:
Comment:

Int. Std.	Y_3600	Y_3710	Y_2243	In2306
Avg	**205200.**	**50721.**	**3276.2**	**8050.0**
Stddev	811.	46.	.9	1.2
%RSD	.39511	.09047	.02885	.01450
#1	204620.	50689.	3275.5	8050.9
#2	205770.	50754.	3276.9	8049.2

Zoom In Zoom Out

Sample Name: jb70128-6 Acquired: 6/27/2014 0:33:15 Type: Unk
Method: Accutest1(v181) Mode: CONC Corr. Factor: 1.000000
User: admin Custom ID1: Custom ID2: Custom ID3:
Comment:

Elem	Ba4554	Be3130	Cd2288	Co2286	Cr2677	Cu3247	Mn2576	Ni2316
Avg	**.3775**	**.0046**	**.0051**	**.0988**	**.2980**	**.1444**	**3.529**	**.2877**
Stddev	.0005	.0000	.0002	.0001	.0010	.0000	.001	.0002
%RSD	.1262	.3615	3.104	.0999	.3402	.0127	.0193	.0780
#1	.3771	.0046	.0052	.0987	.2973	.1444	3.530	.2875
#2	.3778	.0046	.0050	.0988	.2987	.1444	3.529	.2878

Elem	Ag3280	V_2924	Zn2062	As1890	Tl1908	Pb2203	Se1960	Sb2068
Avg	**-.0051**	**.3279**	**.7846**	**.1066**	F **-.0106**	**.1917**	**.0009**	**.0059**
Stddev	.0017	.0006	.0003	.0009	.0007	.0016	.0014	.0008
%RSD	32.40	.1844	.0334	.8352	6.343	.8227	157.9	13.08
#1	-.0039	.3274	.7844	.1060	-.0110	.1905	.0018	.0053
#2	-.0063	.3283	.7848	.1073	-.0101	.1928	-.0001	.0064

Elem	Al3961	Ca3179	Fe2599	Mg2790	K_7664	Na5895	B_2089	Mo2020
Avg	**148.0**	**29.77**	**328.8**	**63.84**	**29.76**	**15.25**	**.1484**	**.0136**
Stddev	.1	.03	2.4	.16	.04	.00	.0002	.0000
%RSD	.0540	.1168	.7420	.2448	.1390	.0104	.1494	.3124
#1	148.1	29.75	330.5	63.72	29.79	15.25	.1486	.0137
#2	148.0	29.80	327.1	63.95	29.73	15.25	.1483	.0136

Elem	Pd3404	Si2124	Sn1899	Sr4077	Ti3349	W_2079	Zr3391	S_1820
Avg	**.0117**	**11.07**	**.0321**	**.2556**	**3.602**	**.0095**	**.1122**	F **174.4**
Stddev	.0005	.05	.0007	.0001	.015	.0001	.0001	.1
%RSD	4.133	.4518	2.115	.0498	.4080	1.145	.0702	.0564
#1	.0121	11.11	.0316	.2555	3.592	.0095	.1122	174.5
#2	.0114	11.04	.0325	.2557	3.612	.0094	.1121	174.3

Elem	Bi2230	Li6707
Avg	**-.0176**	**.3184**
Stddev	.0001	.0003
%RSD	.7260	.0897
#1	-.0177	.3186
#2	-.0175	.3182

Zoom In Zoom Out

Sample Name: jb70128-6 Acquired: 6/27/2014 0:33:15 Type: Unk
Method: Accutest1(v181) Mode: CONC Corr. Factor: 1.000000
User: admin Custom ID1: Custom ID2: Custom ID3:
Comment:

Int. Std.	Y_3600	Y_3710	Y_2243	In2306
Avg	**208160.**	**51314.**	**3325.5**	**8045.4**
Stddev	205.	43.	3.5	13.0
%RSD	.09833	.08432	.10662	.16179
#1	208300.	51345.	3323.0	8036.2
#2	208010.	51284.	3328.0	8054.6

Zoom In Zoom Out

Sample Name: jb70128-7 Acquired: 6/27/2014 0:39:27 Type: Unk
Method: Accutest1(v181) Mode: CONC Corr. Factor: 1.000000
User: admin Custom ID1: Custom ID2: Custom ID3:
Comment:

Elem	Ba4554	Be3130	Cd2288	Co2286	Cr2677	Cu3247	Mn2576	Ni2316
Avg	**.2746**	**.0023**	**.0020**	**.0580**	**.1647**	**.0689**	**1.930**	**.1459**
Stddev	.0004	.0000	.0000	.0001	.0011	.0005	.003	.0003
%RSD	.1430	.4210	1.989	.2266	.6713	.7075	.1684	.2225
#1	.2748	.0023	.0020	.0581	.1639	.0685	1.928	.1461
#2	.2743	.0023	.0020	.0579	.1655	.0692	1.932	.1456

Elem	Ag3280	V_2924	Zn2062	As1890	Tl1908	Pb2203	Se1960	Sb2068
Avg	**.0025**	**.1953**	**.4939**	**.0434**	F **-.0144**	**.0988**	**-.0002**	**.0033**
Stddev	.0003	.0004	.0012	.0013	.0003	.0015	.0006	.0004
%RSD	12.01	.2191	.2387	2.887	2.243	1.514	413.8	13.38
#1	.0028	.1950	.4947	.0426	-.0142	.0998	-.0006	.0030
#2	.0023	.1956	.4931	.0443	-.0147	.0977	.0003	.0037

Elem	Al3961	Ca3179	Fe2599	Mg2790	K_7664	Na5895	B_2089	Mo2020
Avg	**131.6**	**8.591**	**171.7**	**33.94**	**11.50**	**9.100**	**.0520**	**.0038**
Stddev	.1	.048	.0	.17	.02	.001	.0000	.0001
%RSD	.0402	.5622	.0265	.5069	.1861	.0083	.0362	1.585
#1	131.7	8.556	171.6	33.82	11.52	9.100	.0520	.0039
#2	131.6	8.625	171.7	34.06	11.49	9.099	.0519	.0038

Elem	Pd3404	Si2124	Sn1899	Sr4077	Ti3349	W_2079	Zr3391	S_1820
Avg	**.0065**	**32.42**	**.0285**	**.1083**	**2.366**	**.0052**	**.0552**	**73.52**
Stddev	.0004	.39	.0005	.0004	.017	.0003	.0010	.13
%RSD	6.037	1.214	1.921	.3647	.7370	6.534	1.812	.1830
#1	.0062	32.70	.0289	.1086	2.378	.0055	.0545	73.62
#2	.0068	32.15	.0281	.1080	2.354	.0050	.0559	73.43

Elem	Bi2230	Li6707
Avg	**-.0181**	**.4345**
Stddev	.0007	.0009
%RSD	3.650	.2040
#1	-.0186	.4351
#2	-.0176	.4338

Zoom In Zoom Out

Sample Name: jb70128-7 Acquired: 6/27/2014 0:39:27 Type: Unk
Method: Accutest1(v181) Mode: CONC Corr. Factor: 1.000000
User: admin Custom ID1: Custom ID2: Custom ID3:
Comment:

Int. Std.	Y_3600	Y_3710	Y_2243	In2306
Avg	**200390.**	**49074.**	**3212.9**	**8027.2**
Stddev	204.	439.	4.9	14.2
%RSD	.10160	.89389	.15123	.17737
#1	200540.	49384.	3209.5	8017.1
#2	200250.	48764.	3216.4	8037.2

Zoom In Zoom Out

Sample Name: jb70128-10 Acquired: 6/27/2014 0:45:38 Type: Unk
Method: Accutest1(v181) Mode: CONC Corr. Factor: 1.000000
User: admin Custom ID1: Custom ID2: Custom ID3:
Comment:

Elem	Ba4554	Be3130	Cd2288	Co2286	Cr2677	Cu3247	Mn2576	Ni2316
Avg	**.4960**	**.0043**	**.0045**	**.0903**	**.2688**	**.1220**	**3.261**	**.2520**
Stddev	.0018	.0000	.0002	.0002	.0007	.0006	.024	.0003
%RSD	.3590	.1449	4.223	.2220	.2540	.5322	.7220	.1054
#1	.4948	.0043	.0047	.0901	.2683	.1215	3.244	.2522
#2	.4973	.0043	.0044	.0904	.2693	.1224	3.277	.2518

Elem	Ag3280	V_2924	Zn2062	As1890	Tl1908	Pb2203	Se1960	Sb2068
Avg	**-.0023**	**.2912**	**.7198**	**.0943**	F **-.0085**	**.1366**	**-.0004**	**.0051**
Stddev	.0002	.0010	.0002	.0004	.0002	.0009	.0010	.0006
%RSD	6.619	.3315	.0300	.3915	2.417	.6553	279.5	12.19
#1	-.0022	.2905	.7200	.0940	-.0083	.1360	.0004	.0056
#2	-.0024	.2918	.7197	.0945	-.0086	.1372	-.0011	.0047

Elem	Al3961	Ca3179	Fe2599	Mg2790	K_7664	Na5895	B_2089	Mo2020
Avg	**132.9**	**30.19**	**293.9**	**57.30**	**26.26**	**5.119**	**.1268**	**.0111**
Stddev	.3	.01	1.1	.08	.01	.001	.0001	.0001
%RSD	.2194	.0207	.3744	.1362	.0288	.0165	.0475	1.308
#1	132.7	30.20	293.1	57.36	26.26	5.118	.1268	.0112
#2	133.1	30.19	294.6	57.25	26.27	5.119	.1268	.0110

Elem	Pd3404	Si2124	Sn1899	Sr4077	Ti3349	W_2079	Zr3391	S_1820
Avg	**.0103**	**9.044**	**.0300**	**.2579**	**3.017**	**.0072**	**.1044**	F **142.0**
Stddev	.0003	.128	.0000	.0011	.014	.0001	.0002	.1
%RSD	2.660	1.418	.0002	.4309	.4544	1.919	.2008	.0415
#1	.0101	9.135	.0300	.2571	3.008	.0071	.1043	141.9
#2	.0105	8.954	.0300	.2587	3.027	.0073	.1046	142.0

Elem	Bi2230	Li6707
Avg	**-.0146**	**.2905**
Stddev	.0005	.0005
%RSD	3.252	.1589
#1	-.0149	.2902
#2	-.0142	.2908

Zoom In Zoom Out

Sample Name: jb70128-10 Acquired: 6/27/2014 0:45:38 Type: Unk
Method: Accutest1(v181) Mode: CONC Corr. Factor: 1.000000
User: admin Custom ID1: Custom ID2: Custom ID3:
Comment:

Int. Std.	Y_3600	Y_3710	Y_2243	In2306
Avg	**207420.**	**51136.**	**3316.0**	**8081.3**
Stddev	820.	224.	4.3	2.0
%RSD	.39551	.43885	.12834	.02496
#1	208000.	50977.	3319.0	8082.7
#2	206840.	51295.	3312.9	8079.9

Zoom In Zoom Out

Sample Name: jb70128-11 Acquired: 6/27/2014 0:51:50 Type: Unk
Method: Accutest1(v181) Mode: CONC Corr. Factor: 1.000000
User: admin Custom ID1: Custom ID2: Custom ID3:
Comment:

Elem	Ba4554	Be3130	Cd2288	Co2286	Cr2677	Cu3247	Mn2576	Ni2316
Avg	**.5547**	**.0058**	**.0044**	**.1011**	**.3181**	**.1455**	**3.192**	**.2881**
Stddev	.0005	.0000	.0001	.0000	.0009	.0001	.004	.0008
%RSD	.0919	.2328	2.800	.0267	.2752	.0857	.1152	.2919
#1	.5551	.0058	.0045	.1011	.3187	.1454	3.195	.2875
#2	.5543	.0058	.0043	.1011	.3174	.1456	3.190	.2887

Elem	Ag3280	V_2924	Zn2062	As1890	Tl1908	Pb2203	Se1960	Sb2068
Avg	**-.0078**	**.3303**	**.8355**	**.0979**	F **-.0082**	**.1548**	**-.0006**	**.0056**
Stddev	.0009	.0016	.0016	.0011	.0022	.0006	.0012	.0009
%RSD	11.90	.4887	.1940	1.140	27.35	.4189	186.6	16.22
#1	-.0084	.3314	.8343	.0987	-.0098	.1544	.0002	.0062
#2	-.0071	.3291	.8366	.0971	-.0066	.1553	-.0014	.0049

Elem	Al3961	Ca3179	Fe2599	Mg2790	K_7664	Na5895	B_2089	Mo2020
Avg	**157.0**	**25.34**	**324.1**	**67.82**	**30.38**	**14.41**	**.1508**	**.0064**
Stddev	.3	.02	2.2	.07	.08	.03	.0012	.0003
%RSD	.1721	.0886	.6870	.1085	.2523	.1773	.7636	5.014
#1	156.8	25.32	322.6	67.77	30.33	14.40	.1516	.0066
#2	157.2	25.35	325.7	67.87	30.43	14.43	.1499	.0062

Elem	Pd3404	Si2124	Sn1899	Sr4077	Ti3349	W_2079	Zr3391	S_1820
Avg	**.0096**	**6.062**	**.0290**	**.2385**	**3.388**	**.0072**	**.1069**	F **131.8**
Stddev	.0005	.012	.0005	.0001	.006	.0009	.0003	.2
%RSD	4.742	.1941	1.619	.0236	.1921	12.78	.2412	.1198
#1	.0093	6.071	.0293	.2385	3.393	.0066	.1071	131.7
#2	.0100	6.054	.0287	.2386	3.384	.0079	.1067	132.0

Elem	Bi2230	Li6707
Avg	**-.0175**	**.3407**
Stddev	.0001	.0006
%RSD	.3018	.1759
#1	-.0175	.3402
#2	-.0176	.3411

Zoom In Zoom Out

Sample Name: jb70128-11 Acquired: 6/27/2014 0:51:50 Type: Unk
Method: Accutest1(v181) Mode: CONC Corr. Factor: 1.000000
User: admin Custom ID1: Custom ID2: Custom ID3:
Comment:

Int. Std.	Y_3600	Y_3710	Y_2243	In2306
Avg	**208860.**	**51767.**	**3347.4**	**8035.0**
Stddev	555.	110.	4.1	.5
%RSD	.26566	.21215	.12375	.00643
#1	208470.	51845.	3350.3	8034.7
#2	209260.	51690.	3344.4	8035.4

Zoom In Zoom Out

Sample Name: jb70128-12 Acquired: 6/27/2014 0:58:01 Type: Unk
Method: Accutest1(v181) Mode: CONC Corr. Factor: 1.000000
User: admin Custom ID1: Custom ID2: Custom ID3:
Comment:

Elem	Ba4554	Be3130	Cd2288	Co2286	Cr2677	Cu3247	Mn2576	Ni2316
Avg	**.4646**	**.0027**	**.0030**	**.0594**	**.1878**	**.1165**	**2.285**	**.1886**
Stddev	.0003	.0000	.0001	.0002	.0004	.0005	.013	.0002
%RSD	.0644	.1774	4.033	.2756	.2157	.4707	.5470	.0828
#1	.4644	.0027	.0030	.0593	.1875	.1169	2.276	.1888
#2	.4648	.0027	.0029	.0595	.1881	.1161	2.294	.1885

Elem	Ag3280	V_2924	Zn2062	As1890	Tl1908	Pb2203	Se1960	Sb2068
Avg	**.0024**	**.2092**	**.5124**	**.0711**	F **-.0068**	**.3952**	**.0008**	**.0042**
Stddev	.0007	.0002	.0012	.0003	.0006	.0004	.0026	.0015
%RSD	26.69	.1151	.2264	.4465	9.399	.1014	327.2	36.08
#1	.0020	.2091	.5133	.0713	-.0073	.3950	.0026	.0053
#2	.0029	.2094	.5116	.0709	-.0064	.3955	-.0010	.0031

Elem	Al3961	Ca3179	Fe2599	Mg2790	K_7664	Na5895	B_2089	Mo2020
Avg	**94.79**	**31.86**	**195.1**	**36.69**	**17.66**	**7.245**	**.0848**	**.0112**
Stddev	.06	.05	.8	.01	.00	.003	.0004	.0002
%RSD	.0580	.1724	.3965	.0201	.0129	.0447	.4582	1.532
#1	94.76	31.90	194.5	36.68	17.67	7.243	.0850	.0113
#2	94.83	31.82	195.6	36.69	17.66	7.247	.0845	.0111

Elem	Pd3404	Si2124	Sn1899	Sr4077	Ti3349	W_2079	Zr3391	S_1820
Avg	**.0077**	**14.05**	**.0386**	**.2115**	**2.401**	**.0046**	**.0730**	**99.41**
Stddev	.0005	.08	.0005	.0002	.002	.0006	.0012	.20
%RSD	6.451	.5982	1.274	.0798	.0849	13.17	1.684	.1967
#1	.0073	14.11	.0389	.2114	2.402	.0051	.0722	99.55
#2	.0080	13.99	.0383	.2116	2.399	.0042	.0739	99.27

Elem	Bi2230	Li6707
Avg	**-.0151**	**.2135**
Stddev	.0008	.0002
%RSD	4.970	.1119
#1	-.0146	.2133
#2	-.0156	.2137

Zoom In Zoom Out

Sample Name: jb70128-12 Acquired: 6/27/2014 0:58:01 Type: Unk
Method: Accutest1(v181) Mode: CONC Corr. Factor: 1.000000
User: admin Custom ID1: Custom ID2: Custom ID3:
Comment:

Int. Std.	Y_3600	Y_3710	Y_2243	In2306
Avg	**203830.**	**50112.**	**3256.2**	**8068.1**
Stddev	146.	71.	8.7	11.2
%RSD	.07148	.14234	.26738	.13897
#1	203930.	50162.	3250.0	8060.2
#2	203730.	50061.	3262.3	8076.0

Zoom In Zoom Out

Sample Name: jb70169-1 Acquired: 6/27/2014 1:04:15 Type: Unk
Method: Accutest1(v181) Mode: CONC Corr. Factor: 1.000000
User: admin Custom ID1: Custom ID2: Custom ID3:
Comment:

Elem	Ba4554	Be3130	Cd2288	Co2286	Cr2677	Cu3247	Mn2576	Ni2316
Avg	**.5214**	F **-.0043**	**.0039**	**.1380**	**.2213**	**.2914**	**3.822**	**.1815**
Stddev	.0030	.0000	.0002	.0002	.0001	.0004	.010	.0005
%RSD	.5775	.3311	4.780	.1703	.0556	.1458	.2680	.2847
#1	.5193	-.0043	.0038	.1381	.2212	.2917	3.829	.1818
#2	.5236	-.0044	.0040	.1378	.2214	.2911	3.815	.1811

Elem	Ag3280	V_2924	Zn2062	As1890	Tl1908	Pb2203	Se1960	Sb2068
Avg	**.0045**	**.3173**	**.3814**	**.0208**	**.0089**	**.0420**	**.0008**	**.0057**
Stddev	.0003	.0003	.0002	.0010	.0017	.0013	.0006	.0012
%RSD	6.148	.0795	.0511	4.796	18.70	2.977	72.49	21.45
#1	.0043	.3175	.3816	.0215	.0100	.0429	.0004	.0049
#2	.0047	.3171	.3813	.0201	.0077	.0411	.0013	.0066

Elem	Al3961	Ca3179	Fe2599	Mg2790	K_7664	Na5895	B_2089	Mo2020
Avg	**136.9**	F **742.4**	**176.7**	**87.06**	**7.515**	**5.756**	**.1747**	**.0005**
Stddev	.6	2.9	.2	.27	.045	.029	.0000	.0001
%RSD	.4055	.3893	.1367	.3089	.6030	.5001	.0234	19.16
#1	136.5	740.4	176.5	86.87	7.483	5.735	.1747	.0005
#2	137.3	744.5	176.8	87.25	7.547	5.776	.1746	.0006

Elem	Pd3404	Si2124	Sn1899	Sr4077	Ti3349	W_2079	Zr3391	S_1820
Avg	**.0233**	**1.868**	**.0418**	**3.632**	**9.389**	**.1201**	**.1827**	**13.26**
Stddev	.0002	.006	.0011	.022	.004	.0002	.0003	.01
%RSD	.8035	.3034	2.589	.6052	.0414	.2071	.1824	.0386
#1	.0232	1.864	.0426	3.617	9.392	.1203	.1825	13.26
#2	.0234	1.872	.0410	3.648	9.386	.1200	.1830	13.26

Elem	Bi2230	Li6707
Avg	F **-.1210**	**.1415**
Stddev	.0005	.0017
%RSD	.4225	1.217
#1	-.1206	.1403
#2	-.1213	.1427

Zoom In Zoom Out

Sample Name: jb70169-1 Acquired: 6/27/2014 1:04:15 Type: Unk
Method: Accutest1(v181) Mode: CONC Corr. Factor: 1.000000
User: admin Custom ID1: Custom ID2: Custom ID3:
Comment:

Int. Std.	Y_3600	Y_3710	Y_2243	In2306
Avg	**189030.**	**48170.**	**3018.5**	**7282.1**
Stddev	111.	35.	5.3	.2
%RSD	.05873	.07215	.17695	.00252
#1	188960.	48195.	3022.2	7281.9
#2	189110.	48146.	3014.7	7282.2

Zoom In Zoom Out

Sample Name: jb70169-3 Acquired: 6/27/2014 1:10:45 Type: Unk
Method: Accutest1(v181) Mode: CONC Corr. Factor: 1.000000
User: admin Custom ID1: Custom ID2: Custom ID3:
Comment:

Elem	Ba4554	Be3130	Cd2288	Co2286	Cr2677	Cu3247	Mn2576	Ni2316
Avg	**2.089**	**-.0009**	**.0040**	**.1099**	**.1397**	**.1700**	**2.686**	**.1374**
Stddev	.002	.0000	.0002	.0002	.0002	.0005	.008	.0007
%RSD	.0892	1.431	4.920	.1646	.1473	.2835	.2848	.5101
#1	2.090	-.0009	.0038	.1101	.1398	.1703	2.691	.1369
#2	2.087	-.0009	.0041	.1098	.1395	.1696	2.680	.1379

Elem	Ag3280	V_2924	Zn2062	As1890	Tl1908	Pb2203	Se1960	Sb2068
Avg	**.0059**	**.2095**	**.9029**	**.0216**	**.0024**	**.0630**	**-.0007**	**.0060**
Stddev	.0002	.0009	.0005	.0003	.0008	.0007	.0020	.0013
%RSD	3.875	.4438	.0571	1.372	35.07	1.107	270.0	21.77
#1	.0060	.2102	.9025	.0218	.0018	.0625	.0007	.0070
#2	.0057	.2088	.9032	.0213	.0030	.0635	-.0021	.0051

Elem	Al3961	Ca3179	Fe2599	Mg2790	K_7664	Na5895	B_2089	Mo2020
Avg	**132.8**	F **840.8**	**139.5**	**79.94**	**9.945**	**6.176**	**.1710**	**-.0007**
Stddev	.1	3.9	1.5	.04	.007	.005	.0004	.0001
%RSD	.0883	.4602	1.060	.0536	.0748	.0884	.2630	7.826
#1	132.9	838.0	140.6	79.97	9.951	6.180	.1713	-.0008
#2	132.8	843.5	138.5	79.91	9.940	6.172	.1707	-.0007

Elem	Pd3404	Si2124	Sn1899	Sr4077	Ti3349	W_2079	Zr3391	S_1820
Avg	**.0221**	**3.707**	**.0359**	**5.542**	**5.203**	**.1471**	**.1431**	**21.73**
Stddev	.0004	.006	.0003	.049	.002	.0009	.0001	.00
%RSD	1.785	.1760	.7537	.8829	.0362	.6131	.0394	.0221
#1	.0218	3.712	.0357	5.508	5.201	.1464	.1431	21.72
#2	.0224	3.703	.0361	5.577	5.204	.1477	.1430	21.73

Elem	Bi2230	Li6707
Avg	F **-.0561**	**.1504**
Stddev	.0004	.0001
%RSD	.6556	.0863
#1	-.0559	.1505
#2	-.0564	.1503

Zoom In Zoom Out

Sample Name: jb70169-3 Acquired: 6/27/2014 1:10:45 Type: Unk
Method: Accutest1(v181) Mode: CONC Corr. Factor: 1.000000
User: admin Custom ID1: Custom ID2: Custom ID3:
Comment:

Int. Std.	Y_3600	Y_3710	Y_2243	In2306
Avg	**186680.**	**48030.**	**2974.4**	**7177.6**
Stddev	174.	116.	.1	9.6
%RSD	.09305	.24221	.00176	.13380
#1	186560.	47947.	2974.4	7184.4
#2	186810.	48112.	2974.3	7170.8

Zoom In Zoom Out

Sample Name: ccv Acquired: 6/27/2014 1:17:11 Type: QC
Method: Accutest1(v181) Mode: CONC Corr. Factor: 1.000000
User: admin Custom ID1: Custom ID2: Custom ID3:
Comment:

Elem	Ba4554	Be3130	Cd2288	Co2286	Cr2677	Cu3247	Mn2576	Ni2316	Ag3280
Units	ppm	ppm	ppm	ppm	ppm	ppm	ppm	ppm	ppm
Avg	**2.014**	**2.053**	**2.043**	**2.052**	**1.984**	**1.956**	**2.002**	**2.072**	**.2445**
Stddev	.001	.008	.007	.008	.035	.033	.023	.007	.0040
%RSD	.0563	.3700	.3449	.4079	1.748	1.666	1.140	.3396	1.628
#1	2.013	2.047	2.048	2.058	2.009	1.979	2.018	2.077	.2473
#2	2.014	2.058	2.038	2.046	1.960	1.933	1.986	2.067	.2417
Check ?	Chk Pass	Chk Pass	Chk Pass	Chk Pass	Chk Pass	Chk Pass	Chk Pass	Chk Pass	Chk Pass
Value									
Range									

Elem	V_2924	Zn2062	As1890	Tl1908	Pb2203	Se1960	Sb2068	Al3961	Ca3179
Units	ppm	ppm	ppm	ppm	ppm	ppm	ppm	ppm	ppm
Avg	**1.965**	**2.098**	**2.030**	**2.078**	**2.050**	**2.042**	**2.025**	**39.26**	**41.08**
Stddev	.033	.006	.007	.005	.007	.008	.004	.11	.07
%RSD	1.700	.2722	.3390	.2360	.3201	.3805	.2074	.2859	.1667
#1	1.988	2.102	2.035	2.081	2.055	2.048	2.028	39.18	41.03
#2	1.941	2.094	2.026	2.074	2.046	2.037	2.022	39.34	41.13
Check ?	Chk Pass	Chk Pass	Chk Pass	Chk Pass	Chk Pass	Chk Pass	Chk Pass	Chk Pass	Chk Pass
Value									
Range									

Elem	Fe2599	Mg2790	K_7664	Na5895	B_2089	Mo2020	Pd3404	Si2124	Sn1899
Units	ppm	ppm	ppm	ppm	ppm	ppm	ppm	ppm	ppm
Avg	**40.69**	**39.99**	**38.86**	**39.14**	**2.025**	**2.034**	**1.956**	**5.050**	**2.057**
Stddev	.05	.13	.07	.04	.007	.008	.036	.018	.009
%RSD	.1129	.3341	.1852	.0930	.3395	.4111	1.839	.3520	.4564
#1	40.66	39.90	38.81	39.12	2.030	2.040	1.981	5.063	2.064
#2	40.72	40.09	38.91	39.17	2.020	2.028	1.930	5.038	2.050
Check ?	Chk Pass	Chk Pass	Chk Pass	Chk Pass	Chk Pass	Chk Pass	Chk Pass	Chk Pass	Chk Pass
Value									
Range									

Zoom In Zoom Out

Sample Name: ccv Acquired: 6/27/2014 1:17:11 Type: QC
Method: Accutest1(v181) Mode: CONC Corr. Factor: 1.000000
User: admin Custom ID1: Custom ID2: Custom ID3:
Comment:

Elem	Sr4077	Ti3349	W_2079	Zr3391	S_1820	Bi2230	Li6707
Units	ppm	ppm	ppm	ppm	ppm	ppm	ppm
Avg	**1.970**	**1.967**	**1.949**	**1.963**	**2.000**	**2.000**	**1.938**
Stddev	.000	.035	.001	.034	.009	.010	.001
%RSD	.0035	1.801	.0326	1.726	.4612	.4943	.0278
#1	1.970	1.992	1.949	1.987	2.006	2.007	1.939
#2	1.970	1.942	1.948	1.939	1.993	1.993	1.938
Check ?	Chk Pass	Chk Pass	Chk Pass	Chk Pass	Chk Pass	Chk Pass	Chk Pass
Value							
Range							

Int. Std.	Y_3600	Y_3710	Y_2243	In2306
Units	Cts/S	Cts/S	Cts/S	Cts/S
Avg	**196110.**	**47137.**	**3105.3**	**7853.4**
Stddev	2828.	169.	8.3	22.3
%RSD	1.4418	.35939	.26643	.28404
#1	194110.	47257.	3099.5	7837.7
#2	198110.	47017.	3111.2	7869.2

Zoom In Zoom Out

Sample Name: ccb Acquired: 6/27/2014 1:23:30 Type: QC
Method: Accutest1(v181) Mode: CONC Corr. Factor: 1.000000
User: admin Custom ID1: Custom ID2: Custom ID3:
Comment:

Elem	Ba4554	Be3130	Cd2288	Co2286	Cr2677	Cu3247	Mn2576	Ni2316	Ag3280
Units	ppm	ppm	ppm	ppm	ppm	ppm	ppm	ppm	ppm
Avg	**.0002**	**.0002**	**.0001**	**.0001**	**.0000**	**-.0003**	**.0001**	**.0000**	**-.0002**
Stddev	.0000	.0000	.0001	.0001	.000	.0003	.0000	.000	.0002
%RSD	1.287	1.551	66.03	36.18	733.1	94.18	16.94	1706.	103.8
#1	.0002	.0002	.0001	.0002	.0001	-.0005	.0002	.0001	.0000
#2	.0003	.0002	.0002	.0001	-.0002	-.0001	.0001	-.0001	-.0003
Check ?	Chk Pass	Chk Pass	Chk Pass	Chk Pass	Chk Pass	Chk Pass	Chk Pass	Chk Pass	Chk Pass
High Limit									
Low Limit									

Elem	V_2924	Zn2062	As1890	Tl1908	Pb2203	Se1960	Sb2068	Al3961	Ca3179
Units	ppm	ppm	ppm	ppm	ppm	ppm	ppm	ppm	ppm
Avg	**.0003**	**-.0054**	**.0010**	**.0003**	**-.0002**	**-.0005**	**.0006**	**-.0097**	**-.0071**
Stddev	.0000	.0002	.0001	.0006	.0002	.0002	.0003	.0017	.0000
%RSD	1.530	2.959	7.625	204.9	101.3	48.72	43.32	17.24	.3020
#1	.0003	-.0056	.0010	-.0001	-.0001	-.0007	.0008	-.0085	-.0071
#2	.0003	-.0053	.0009	.0008	-.0004	-.0003	.0004	-.0109	-.0071
Check ?	Chk Pass	Chk Pass	Chk Pass	Chk Pass	Chk Pass	Chk Pass	Chk Pass	Chk Pass	Chk Pass
High Limit									
Low Limit									

Elem	Fe2599	Mg2790	K_7664	Na5895	B_2089	Mo2020	Pd3404	Si2124	Sn1899
Units	ppm	ppm	ppm	ppm	ppm	ppm	ppm	ppm	ppm
Avg	**.0024**	**-.0021**	**.0096**	**-.0308**	**.0020**	**.0003**	**.0004**	**.0059**	**-.0001**
Stddev	.0012	.0003	.0089	.0047	.0001	.0001	.0001	.0002	.0001
%RSD	49.02	13.39	92.93	15.12	6.121	29.79	28.22	3.038	136.9
#1	.0032	-.0023	.0159	-.0275	.0021	.0004	.0004	.0058	-.0001
#2	.0015	-.0019	.0033	-.0341	.0019	.0002	.0003	.0060	.0000
Check ?	Chk Pass	Chk Pass	Chk Pass	Chk Pass	Chk Pass	Chk Pass	Chk Pass	Chk Pass	Chk Pass
High Limit									
Low Limit									

Zoom In Zoom Out

Sample Name: ccb Acquired: 6/27/2014 1:23:30 Type: QC
Method: Accutest1(v181) Mode: CONC Corr. Factor: 1.000000
User: admin Custom ID1: Custom ID2: Custom ID3:
Comment:

Elem	Sr4077	Ti3349	W_2079	Zr3391	S_1820	Bi2230	Li6707
Units	ppm	ppm	ppm	ppm	ppm	ppm	ppm
Avg	**.0001**	**.0001**	**.0059**	**.0004**	**-.0029**	**.0000**	**.0006**
Stddev	.0000	.0000	.0014	.0000	.0003	.0004	.0008
%RSD	9.687	25.15	24.07	8.822	9.995	5683.	123.2
#1	.0001	.0001	.0069	.0004	-.0027	.0003	.0012
#2	.0001	.0001	.0049	.0003	-.0031	-.0002	.0001
Check ?	Chk Pass	Chk Pass	Chk Pass	Chk Pass	Chk Pass	Chk Pass	Chk Pass
High Limit							
Low Limit							

Int. Std.	Y_3600	Y_3710	Y_2243	In2306
Units	Cts/S	Cts/S	Cts/S	Cts/S
Avg	**202150.**	**47324.**	**3192.2**	**8108.8**
Stddev	806.	126.	6.7	1.7
%RSD	.39884	.26552	.20837	.02048
#1	201580.	47235.	3196.9	8109.9
#2	202720.	47413.	3187.5	8107.6

Zoom In Zoom Out

Sample Name: jb70169-5 Acquired: 6/27/2014 1:29:41 Type: Unk
Method: Accutest1(v181) Mode: CONC Corr. Factor: 1.000000
User: admin Custom ID1: Custom ID2: Custom ID3:
Comment:

Elem	Ba4554	Be3130	Cd2288	Co2286	Cr2677	Cu3247	Mn2576	Ni2316
Avg	**.3420**	**-.0005**	**.0026**	**.0690**	**.0795**	**.1304**	**1.344**	**.0845**
Stddev	.0000	.0000	.0000	.0000	.0001	.0014	.001	.0000
%RSD	.0135	2.609	.8633	.0476	.0762	1.052	.0710	.0337
#1	.3420	-.0005	.0026	.0690	.0794	.1314	1.343	.0845
#2	.3420	-.0005	.0025	.0689	.0795	.1294	1.345	.0846

Elem	Ag3280	V_2924	Zn2062	As1890	Tl1908	Pb2203	Se1960	Sb2068
Avg	**.0054**	**.2274**	**.1920**	**.0322**	**.0029**	**.0306**	**-.0002**	**.0053**
Stddev	.0002	.0000	.0010	.0011	.0001	.0001	.0017	.0015
%RSD	3.035	.0078	.5091	3.376	3.200	.3764	768.4	29.17
#1	.0052	.2274	.1913	.0329	.0028	.0307	-.0014	.0064
#2	.0055	.2274	.1927	.0314	.0030	.0305	.0010	.0042

Elem	Al3961	Ca3179	Fe2599	Mg2790	K_7664	Na5895	B_2089	Mo2020
Avg	**77.00**	F **529.2**	**118.6**	**36.69**	**4.402**	**3.046**	**.1029**	**.0026**
Stddev	.07	2.0	.1	.08	.013	.005	.0006	.0001
%RSD	.0868	.3862	.0776	.2291	.2848	.1812	.6316	2.039
#1	77.05	527.8	118.7	36.63	4.411	3.050	.1025	.0026
#2	76.95	530.7	118.5	36.75	4.393	3.042	.1034	.0026

Elem	Pd3404	Si2124	Sn1899	Sr4077	Ti3349	W_2079	Zr3391	S_1820
Avg	**.0136**	**3.344**	**.0325**	**2.039**	**3.818**	**.0780**	**.0989**	**21.16**
Stddev	.0003	.011	.0005	.015	.009	.0001	.0005	.05
%RSD	1.867	.3398	1.407	.7097	.2422	.1439	.4905	.2497
#1	.0134	3.352	.0328	2.049	3.824	.0781	.0993	21.12
#2	.0138	3.336	.0322	2.028	3.811	.0780	.0986	21.20

Elem	Bi2230	Li6707
Avg	F **-.0367**	**.0875**
Stddev	.0009	.0009
%RSD	2.471	1.004
#1	-.0373	.0882
#2	-.0360	.0869

Zoom In Zoom Out

Sample Name: jb70169-5 Acquired: 6/27/2014 1:29:41 Type: Unk
Method: Accutest1(v181) Mode: CONC Corr. Factor: 1.000000
User: admin Custom ID1: Custom ID2: Custom ID3:
Comment:

Int. Std.	Y_3600	Y_3710	Y_2243	In2306
Avg	**193890.**	**48305.**	**3035.7**	**7386.4**
Stddev	1446.	127.	2.2	4.0
%RSD	.74583	.26343	.07201	.05461
#1	192870.	48395.	3037.3	7389.3
#2	194910.	48215.	3034.2	7383.6

Zoom In Zoom Out

Sample Name: jb69103-23r Acquired: 6/27/2014 1:36:00 Type: Unk
Method: Accutest1(v181) Mode: CONC Corr. Factor: 1.000000
User: admin Custom ID1: Custom ID2: Custom ID3:
Comment:

Elem	Ba4554	Be3130	Cd2288	Co2286	Cr2677	Cu3247	Mn2576	Ni2316
Avg	**.5140**	**.0013**	**.0022**	**.0502**	**.1600**	**.4303**	**1.263**	**.1323**
Stddev	.0001	.0001	.0000	.0001	.0004	.0010	.000	.0004
%RSD	.0134	4.253	.2099	.1696	.2577	.2281	.0189	.2756
#1	.5141	.0013	.0023	.0502	.1603	.4297	1.264	.1325
#2	.5140	.0012	.0022	.0501	.1597	.4310	1.263	.1320

Elem	Ag3280	V_2924	Zn2062	As1890	Tl1908	Pb2203	Se1960	Sb2068
Avg	**.0038**	**.2587**	**.6453**	**.0845**	**-.0012**	**1.184**	**.0009**	**3.560**
Stddev	.0006	.0002	.0033	.0000	.0022	.002	.0002	.002
%RSD	15.84	.0723	.5083	.0320	173.9	.1914	23.92	.0505
#1	.0042	.2586	.6476	.0845	.0003	1.186	.0010	3.561
#2	.0034	.2589	.6429	.0845	-.0028	1.182	.0007	3.559

Elem	Al3961	Ca3179	Fe2599	Mg2790	K_7664	Na5895	B_2089	Mo2020
Avg	**92.90**	**19.82**	**187.3**	**24.97**	**9.529**	**1.776**	**.0664**	**.0067**
Stddev	.11	.01	.3	.06	.019	.002	.0007	.0001
%RSD	.1226	.0406	.1445	.2587	.1951	.1197	1.007	1.332
#1	92.82	19.82	187.5	24.92	9.516	1.774	.0669	.0067
#2	92.98	19.83	187.2	25.01	9.542	1.777	.0660	.0066

Elem	Pd3404	Si2124	Sn1899	Sr4077	Ti3349	W_2079	Zr3391	S_1820
Avg	**.0040**	**8.307**	**.0508**	**.1535**	**3.052**	**.0073**	**.0639**	**1.349**
Stddev	.0005	.002	.0002	.0005	.003	.0014	.0006	.003
%RSD	12.02	.0211	.4373	.3305	.1027	19.79	.9282	.2034
#1	.0037	8.305	.0509	.1531	3.050	.0063	.0635	1.351
#2	.0043	8.308	.0506	.1539	3.054	.0083	.0643	1.347

Elem	Bi2230	Li6707
Avg	F **-.0232**	**.1395**
Stddev	.0001	.0002
%RSD	.5131	.1663
#1	-.0233	.1397
#2	-.0231	.1393

Zoom In Zoom Out

Sample Name: jb69103-23r Acquired: 6/27/2014 1:36:00 Type: Unk
Method: Accutest1(v181) Mode: CONC Corr. Factor: 1.000000
User: admin Custom ID1: Custom ID2: Custom ID3:
Comment:

Int. Std.	Y_3600	Y_3710	Y_2243	In2306
Avg	**203320.**	**49585.**	**3211.1**	**8042.0**
Stddev	243.	57.	5.8	22.2
%RSD	.11951	.11398	.17918	.27627
#1	203500.	49625.	3207.0	8026.3
#2	203150.	49545.	3215.2	8057.7

Zoom In Zoom Out

Sample Name: jb69103-24r Acquired: 6/27/2014 1:42:08 Type: Unk
Method: Accutest1(v181) Mode: CONC Corr. Factor: 1.000000
User: admin Custom ID1: Custom ID2: Custom ID3:
Comment:

Elem	Ba4554	Be3130	Cd2288	Co2286	Cr2677	Cu3247	Mn2576	Ni2316
Avg	**.5022**	**.0010**	**.0027**	**.0606**	**.1425**	**.3466**	**2.072**	**.1443**
Stddev	.0004	.0000	.0001	.0002	.0030	.0003	.001	.0002
%RSD	.0719	.5905	2.440	.2723	2.070	.0778	.0505	.1605
#1	.5019	.0010	.0027	.0605	.1446	.3467	2.071	.1442
#2	.5024	.0010	.0026	.0608	.1405	.3464	2.072	.1445

Elem	Ag3280	V_2924	Zn2062	As1890	Tl1908	Pb2203	Se1960	Sb2068
Avg	**.0039**	**.2339**	**.7115**	**.0545**	**-.0005**	**1.072**	**-.0008**	**.0242**
Stddev	.0012	.0005	.0002	.0002	.0004	.000	.0016	.0001
%RSD	29.81	.2141	.0316	.3673	73.70	.0038	188.1	.4769
#1	.0047	.2336	.7113	.0544	-.0008	1.072	.0003	.0241
#2	.0031	.2343	.7117	.0547	-.0002	1.072	-.0020	.0243

Elem	Al3961	Ca3179	Fe2599	Mg2790	K_7664	Na5895	B_2089	Mo2020
Avg	**81.25**	**17.45**	**143.5**	**23.28**	**6.521**	**2.361**	**.1689**	**.0056**
Stddev	.13	.00	1.6	.03	.008	.001	.0010	.0001
%RSD	.1570	.0281	1.120	.1218	.1224	.0431	.5664	1.549
#1	81.34	17.45	144.6	23.30	6.515	2.362	.1696	.0055
#2	81.16	17.46	142.4	23.26	6.526	2.360	.1682	.0056

Elem	Pd3404	Si2124	Sn1899	Sr4077	Ti3349	W_2079	Zr3391	S_1820
Avg	**.0040**	**7.892**	**.0607**	**.1134**	**3.658**	**.0177**	**.0545**	**1.215**
Stddev	.0001	.055	.0010	.0002	.003	.0005	.0002	.001
%RSD	2.280	.6944	1.710	.1832	.0730	2.751	.4142	.0667
#1	.0040	7.931	.0599	.1136	3.660	.0174	.0543	1.215
#2	.0039	7.854	.0614	.1133	3.656	.0181	.0547	1.214

Elem	Bi2230	Li6707
Avg	F **-.0364**	**.1109**
Stddev	.0015	.0008
%RSD	3.995	.7143
#1	-.0375	.1114
#2	-.0354	.1103

Zoom In Zoom Out

Sample Name: jb69103-24r Acquired: 6/27/2014 1:42:08 Type: Unk
Method: Accutest1(v181) Mode: CONC Corr. Factor: 1.000000
User: admin Custom ID1: Custom ID2: Custom ID3:
Comment:

Int. Std.	Y_3600	Y_3710	Y_2243	In2306
Avg	**204590.**	**49562.**	**3236.8**	**8070.0**
Stddev	186.	159.	.2	.0
%RSD	.09082	.32066	.00487	.00047
#1	204720.	49450.	3236.9	8070.0
#2	204460.	49675.	3236.7	8069.9

Zoom In Zoom Out

Sample Name: jb69103-25r Acquired: 6/27/2014 1:48:21 Type: Unk
Method: Accutest1(v181) Mode: CONC Corr. Factor: 1.000000
User: admin Custom ID1: Custom ID2: Custom ID3:
Comment:

Elem	Ba4554	Be3130	Cd2288	Co2286	Cr2677	Cu3247	Mn2576	Ni2316	Ag3280
Avg	**.8363**	**.0065**	**.0099**	**.0604**	**.1099**	**.8542**	F **12.37**	**.1275**	**.0075**
Stddev	.0014	.0000	.0000	.0003	.0000	.0016	.04	.0001	.0004
%RSD	.1623	.2498	.1374	.4957	.0439	.1905	.3319	.0494	5.224
#1	.8373	.0065	.0099	.0602	.1098	.8531	12.40	.1275	.0078
#2	.8353	.0065	.0099	.0606	.1099	.8554	12.34	.1276	.0073

Elem	V_2924	Zn2062	As1890	Tl1908	Pb2203	Se1960	Sb2068	Al3961	Ca3179
Avg	**.1837**	**5.758**	**.3594**	**-.0004**	**1.515**	**.0011**	**.0828**	**82.66**	**44.61**
Stddev	.0003	.000	.0005	.0003	.001	.0008	.0020	.03	.14
%RSD	.1600	.0047	.1293	66.91	.0495	70.09	2.370	.0311	.3247
#1	.1835	5.758	.3597	-.0006	1.515	.0017	.0814	82.64	44.51
#2	.1839	5.758	.3591	-.0002	1.516	.0006	.0842	82.68	44.71

Elem	Fe2599	Mg2790	K_7664	Na5895	B_2089	Mo2020	Pd3404	Si2124	Sn1899
Avg	**182.0**	**17.48**	**6.647**	**2.247**	**.0599**	**.0099**	**.0030**	**9.459**	**.0616**
Stddev	.6	.10	.004	.003	.0001	.0001	.0000	.021	.0001
%RSD	.3456	.5466	.0558	.1096	.2503	1.479	1.028	.2170	.1033
#1	182.4	17.41	6.650	2.249	.0598	.0100	.0030	9.445	.0616
#2	181.5	17.54	6.644	2.246	.0600	.0098	.0030	9.474	.0615

Elem	Sr4077	Ti3349	W_2079	Zr3391	S_1820	Bi2230	Li6707
Avg	**.3598**	**2.459**	**.0008**	**.0536**	**1.510**	**-.0153**	**.0626**
Stddev	.0002	.008	.0011	.0000	.000	.0006	.0004
%RSD	.0600	.3166	135.8	.0129	.0264	3.719	.6415
#1	.3597	2.454	.0015	.0536	1.510	-.0157	.0629
#2	.3600	2.465	.0000	.0536	1.510	-.0149	.0623

Int. Std.	Y_3600	Y_3710	Y_2243	In2306
Avg	**203920.**	**49837.**	**3218.2**	**8076.7**
Stddev	127.	274.	.4	.5
%RSD	.06221	.55054	.01378	.00662
#1	204010.	50031.	3217.9	8077.1
#2	203830.	49643.	3218.6	8076.3

Zoom In Zoom Out

Sample Name: jb69103-26r Acquired: 6/27/2014 1:54:34 Type: Unk
Method: Accutest1(v181) Mode: CONC Corr. Factor: 1.000000
User: admin Custom ID1: Custom ID2: Custom ID3:
Comment:

Elem	Ba4554	Be3130	Cd2288	Co2286	Cr2677	Cu3247	Mn2576	Ni2316
Avg	**.3117**	**.0020**	**.0033**	**.0443**	**.1303**	**.3751**	**1.375**	**.0921**
Stddev	.0010	.0000	.0000	.0002	.0001	.0010	.002	.0007
%RSD	.3352	1.253	.8800	.5315	.0414	.2731	.1295	.7743
#1	.3125	.0020	.0033	.0445	.1303	.3743	1.376	.0926
#2	.3110	.0020	.0032	.0441	.1303	.3758	1.374	.0916

Elem	Ag3280	V_2924	Zn2062	As1890	Tl1908	Pb2203	Se1960	Sb2068
Avg	**.0032**	**.2155**	**.8302**	**.1810**	F **-.0045**	**.9792**	**.0002**	**.1176**
Stddev	.0003	.0008	.0027	.0000	.0001	.0049	.0005	.0008
%RSD	8.687	.3642	.3226	.0019	1.355	.5032	193.3	.7125
#1	.0030	.2160	.8321	.1810	-.0046	.9827	-.0001	.1182
#2	.0034	.2149	.8283	.1809	-.0045	.9758	.0006	.1170

Elem	Al3961	Ca3179	Fe2599	Mg2790	K_7664	Na5895	B_2089	Mo2020
Avg	**69.98**	**18.04**	**131.3**	**12.26**	**5.803**	**1.404**	**.0511**	**.0050**
Stddev	.41	.06	.4	.08	.014	.008	.0002	.0002
%RSD	.5865	.3540	.2679	.6303	.2393	.5822	.4453	4.446
#1	70.27	18.08	131.1	12.31	5.812	1.410	.0510	.0051
#2	69.69	17.99	131.6	12.20	5.793	1.399	.0513	.0048

Elem	Pd3404	Si2124	Sn1899	Sr4077	Ti3349	W_2079	Zr3391	S_1820
Avg	**.0030**	**12.81**	**.0462**	**.1263**	**2.221**	**.0044**	**.0405**	**.8485**
Stddev	.0006	.05	.0002	.0005	.001	.0001	.0010	.0027
%RSD	20.95	.3707	.3475	.3965	.0270	3.193	2.347	.3236
#1	.0035	12.77	.0461	.1266	2.221	.0045	.0411	.8504
#2	.0026	12.84	.0463	.1259	2.221	.0043	.0398	.8465

Elem	Bi2230	Li6707
Avg	**-.0192**	**.0621**
Stddev	.0008	.0000
%RSD	4.140	.0180
#1	-.0186	.0621
#2	-.0197	.0621

Zoom In Zoom Out

Sample Name: jb69103-26r Acquired: 6/27/2014 1:54:34 Type: Unk
Method: Accutest1(v181) Mode: CONC Corr. Factor: 1.000000
User: admin Custom ID1: Custom ID2: Custom ID3:
Comment:

Int. Std.	Y_3600	Y_3710	Y_2243	In2306
Avg	**205010.**	**49673.**	**3246.4**	**8072.7**
Stddev	139.	348.	8.7	27.9
%RSD	.06766	.70039	.26862	.34504
#1	204910.	49427.	3240.3	8053.0
#2	205100.	49919.	3252.6	8092.4

Zoom In Zoom Out

Sample Name: jb69103-27r Acquired: 6/27/2014 2:00:42 Type: Unk
Method: Accutest1(v181) Mode: CONC Corr. Factor: 1.000000
User: admin Custom ID1: Custom ID2: Custom ID3:
Comment:

Elem	Ba4554	Be3130	Cd2288	Co2286	Cr2677	Cu3247	Mn2576	Ni2316
Avg	**.8363**	**.0044**	**.0053**	**.0850**	**.4045**	**.8485**	**2.403**	**.2649**
Stddev	.0006	.0000	.0001	.0001	.0002	.0006	.002	.0002
%RSD	.0721	.8630	2.002	.1364	.0551	.0739	.0999	.0667
#1	.8359	.0044	.0052	.0851	.4043	.8490	2.401	.2650
#2	.8367	.0044	.0054	.0849	.4046	.8481	2.405	.2648

Elem	Ag3280	V_2924	Zn2062	As1890	Tl1908	Pb2203	Se1960	Sb2068
Avg	**.0056**	**.3428**	**3.078**	**.1250**	F **-.0046**	**1.585**	**.0004**	**.1396**
Stddev	.0010	.0008	.003	.0003	.0016	.001	.0001	.0004
%RSD	17.60	.2310	.0894	.2344	35.68	.0524	30.16	.2779
#1	.0064	.3423	3.080	.1248	-.0034	1.584	.0003	.1393
#2	.0049	.3434	3.076	.1253	-.0057	1.585	.0005	.1398

Elem	Al3961	Ca3179	Fe2599	Mg2790	K_7664	Na5895	B_2089	Mo2020
Avg	**101.1**	**26.04**	**213.8**	**32.57**	**13.58**	**2.969**	**.0805**	**.0090**
Stddev	.1	.00	2.6	.00	.01	.001	.0001	.0000
%RSD	.0797	.0074	1.208	.0108	.0656	.0485	.1092	.0555
#1	101.1	26.04	215.7	32.56	13.57	2.970	.0805	.0090
#2	101.2	26.04	212.0	32.57	13.59	2.968	.0804	.0090

Elem	Pd3404	Si2124	Sn1899	Sr4077	Ti3349	W_2079	Zr3391	S_1820
Avg	**-.0006**	**14.19**	**.1203**	**.1825**	**3.750**	**.0082**	**.0356**	**3.524**
Stddev	.0003	.09	.0000	.0003	.010	.0004	.0002	.001
%RSD	57.93	.6368	.0396	.1892	.2718	5.375	.5652	.0292
#1	-.0003	14.25	.1204	.1823	3.743	.0079	.0354	3.525
#2	-.0008	14.12	.1203	.1828	3.757	.0085	.0357	3.524

Elem	Bi2230	Li6707
Avg	F **-.0318**	**.1574**
Stddev	.0005	.0009
%RSD	1.519	.5576
#1	-.0314	.1568
#2	-.0321	.1580

Zoom In Zoom Out

Sample Name: jb69103-27r Acquired: 6/27/2014 2:00:42 Type: Unk
Method: Accutest1(v181) Mode: CONC Corr. Factor: 1.000000
User: admin Custom ID1: Custom ID2: Custom ID3:
Comment:

Int. Std.	Y_3600	Y_3710	Y_2243	In2306
Avg	**206360.**	**50474.**	**3262.0**	**8079.7**
Stddev	30.	84.	.3	6.7
%RSD	.01450	.16587	.00770	.08242
#1	206340.	50534.	3262.1	8075.0
#2	206380.	50415.	3261.8	8084.4

Zoom In Zoom Out

Sample Name: jb69849-2a Acquired: 6/27/2014 2:06:55 Type: Unk
Method: Accutest1(v181) Mode: CONC Corr. Factor: 1.000000
User: admin Custom ID1: Custom ID2: Custom ID3:
Comment:

Elem	Ba4554	Be3130	Cd2288	Co2286	Cr2677	Cu3247	Mn2576	Ni2316
Avg	**.3801**	**.0009**	**.0039**	**.0529**	**.1120**	**.1759**	**1.977**	**.1224**
Stddev	.0021	.0000	.0001	.0001	.0001	.0002	.012	.0005
%RSD	.5426	3.025	2.319	.1330	.0652	.1265	.6199	.4211
#1	.3816	.0010	.0039	.0528	.1120	.1760	1.986	.1221
#2	.3787	.0009	.0040	.0529	.1121	.1757	1.968	.1228

Elem	Ag3280	V_2924	Zn2062	As1890	Tl1908	Pb2203	Se1960	Sb2068
Avg	**.0024**	**.2220**	**.5876**	**.0301**	F **-.0054**	**.3484**	**-.0007**	**.0054**
Stddev	.0009	.0003	.0013	.0001	.0010	.0008	.0002	.0006
%RSD	36.93	.1543	.2226	.2732	19.14	.2327	27.60	11.04
#1	.0030	.2222	.5867	.0301	-.0047	.3479	-.0008	.0058
#2	.0018	.2217	.5886	.0302	-.0062	.3490	-.0005	.0050

Elem	Al3961	Ca3179	Fe2599	Mg2790	K_7664	Na5895	B_2089	Mo2020
Avg	**89.03**	**77.92**	**130.6**	**30.23**	**5.865**	**3.381**	**.0473**	**.0029**
Stddev	.48	.27	1.4	.21	.009	.015	.0001	.0002
%RSD	.5357	.3425	1.051	.6928	.1530	.4279	.3045	5.649
#1	89.36	78.11	131.6	30.38	5.872	3.391	.0474	.0030
#2	88.69	77.73	129.7	30.08	5.859	3.371	.0472	.0028

Elem	Pd3404	Si2124	Sn1899	Sr4077	Ti3349	W_2079	Zr3391	S_1820
Avg	**.0040**	**14.41**	**.0346**	**.3285**	**2.382**	**.0031**	**.0490**	**4.304**
Stddev	.0001	.04	.0009	.0014	.002	.0003	.0001	.009
%RSD	3.411	.2487	2.726	.4390	.0812	9.435	.1785	.1965
#1	.0039	14.39	.0352	.3295	2.383	.0033	.0491	4.298
#2	.0041	14.44	.0339	.3274	2.381	.0029	.0489	4.310

Elem	Bi2230	Li6707
Avg	F **-.0218**	**.0962**
Stddev	.0003	.0004
%RSD	1.546	.4356
#1	-.0221	.0965
#2	-.0216	.0959

Zoom In Zoom Out

Sample Name: jb69849-2a Acquired: 6/27/2014 2:06:55 Type: Unk
Method: Accutest1(v181) Mode: CONC Corr. Factor: 1.000000
User: admin Custom ID1: Custom ID2: Custom ID3:
Comment:

Int. Std.	Y_3600	Y_3710	Y_2243	In2306
Avg	**200670.**	**49308.**	**3167.2**	**7904.0**
Stddev	307.	313.	6.2	9.0
%RSD	.15305	.63467	.19647	.11437
#1	200450.	49087.	3171.6	7910.4
#2	200890.	49529.	3162.8	7897.6

Zoom In Zoom Out

Sample Name: ccv Acquired: 6/27/2014 2:13:18 Type: QC
Method: Accutest1(v181) Mode: CONC Corr. Factor: 1.000000
User: admin Custom ID1: Custom ID2: Custom ID3:
Comment:

Elem	Ba4554	Be3130	Cd2288	Co2286	Cr2677	Cu3247	Mn2576	Ni2316	Ag3280
Units	ppm	ppm	ppm	ppm	ppm	ppm	ppm	ppm	ppm
Avg	**2.024**	**2.072**	**2.054**	**2.054**	**2.025**	**1.988**	**2.037**	**2.082**	**.2489**
Stddev	.002	.018	.001	.003	.001	.001	.008	.003	.0001
%RSD	.0911	.8563	.0680	.1350	.0583	.0293	.3907	.1355	.0545
#1	2.025	2.085	2.055	2.056	2.025	1.989	2.043	2.084	.2490
#2	2.023	2.060	2.053	2.052	2.024	1.988	2.031	2.080	.2488
Check ?	Chk Pass	Chk Pass	Chk Pass	Chk Pass	Chk Pass	Chk Pass	Chk Pass	Chk Pass	Chk Pass
Value									
Range									

Elem	V_2924	Zn2062	As1890	Tl1908	Pb2203	Se1960	Sb2068	Al3961	Ca3179
Units	ppm	ppm	ppm	ppm	ppm	ppm	ppm	ppm	ppm
Avg	**2.003**	**2.120**	**2.039**	**2.094**	**2.057**	**2.047**	**2.039**	**39.51**	**41.33**
Stddev	.000	.004	.002	.007	.005	.001	.002	.01	.10
%RSD	.0122	.1815	.1163	.3300	.2513	.0254	.0850	.0143	.2398
#1	2.003	2.123	2.040	2.099	2.061	2.048	2.041	39.51	41.40
#2	2.003	2.118	2.037	2.089	2.053	2.047	2.038	39.52	41.26
Check ?	Chk Pass	Chk Pass	Chk Pass	Chk Pass	Chk Pass	Chk Pass	Chk Pass	Chk Pass	Chk Pass
Value									
Range									

Elem	Fe2599	Mg2790	K_7664	Na5895	B_2089	Mo2020	Pd3404	Si2124	Sn1899
Units	ppm	ppm	ppm	ppm	ppm	ppm	ppm	ppm	ppm
Avg	**40.98**	**40.05**	**39.10**	**39.44**	**2.045**	**2.048**	**1.994**	**5.094**	**2.076**
Stddev	.04	.10	.07	.03	.001	.001	.001	.001	.001
%RSD	.0987	.2562	.1686	.0831	.0281	.0221	.0498	.0190	.0631
#1	41.00	40.12	39.15	39.47	2.046	2.048	1.994	5.095	2.077
#2	40.95	39.97	39.05	39.42	2.045	2.048	1.993	5.094	2.075
Check ?	Chk Pass	Chk Pass	Chk Pass	Chk Pass	Chk Pass	Chk Pass	Chk Pass	Chk Pass	Chk Pass
Value									
Range									

Zoom In Zoom Out

Sample Name: ccv Acquired: 6/27/2014 2:13:18 Type: QC
Method: Accutest1(v181) Mode: CONC Corr. Factor: 1.000000
User: admin Custom ID1: Custom ID2: Custom ID3:
Comment:

Elem	Sr4077	Ti3349	W_2079	Zr3391	S_1820	Bi2230	Li6707
Units	ppm	ppm	ppm	ppm	ppm	ppm	ppm
Avg	**1.983**	**2.012**	**1.969**	**2.006**	**2.010**	**2.009**	**1.948**
Stddev	.014	.002	.002	.002	.001	.004	.000
%RSD	.7201	.0871	.0858	.0970	.0570	.1886	.0202
#1	1.973	2.013	1.967	2.007	2.011	2.012	1.948
#2	1.993	2.010	1.970	2.005	2.009	2.006	1.948
Check ?	Chk Pass	Chk Pass	Chk Pass	Chk Pass	Chk Pass	Chk Pass	Chk Pass
Value							
Range							

Int. Std.	Y_3600	Y_3710	Y_2243	In2306
Units	Cts/S	Cts/S	Cts/S	Cts/S
Avg	**193400.**	**47063.**	**3087.9**	**7859.7**
Stddev	23.	214.	.2	4.6
%RSD	.01181	.45440	.00609	.05832
#1	193420.	46912.	3088.0	7856.5
#2	193380.	47214.	3087.7	7863.0

Zoom In Zoom Out

Sample Name: ccb Acquired: 6/27/2014 2:19:38 Type: QC
Method: Accutest1(v181) Mode: CONC Corr. Factor: 1.000000
User: admin Custom ID1: Custom ID2: Custom ID3:
Comment:

Elem	Ba4554	Be3130	Cd2288	Co2286	Cr2677	Cu3247	Mn2576	Ni2316
Units	ppm	ppm	ppm	ppm	ppm	ppm	ppm	ppm
Avg	**.0002**	**.0000**	**.0000**	**.0003**	**.0000**	**.0000**	**.0000**	**-.0001**
Stddev	.0002	.0000	.0002	.0001	.0003	.0001	.0000	.0000
%RSD	120.4	42.77	635.0	21.02	52210.	681.9	312.2	28.18
#1	.0004	.0000	.0001	.0002	-.0002	.0001	.0000	.0000
#2	.0000	.0001	-.0001	.0003	.0002	-.0001	.0000	-.0001
Check ?	Chk Pass	Chk Pass	Chk Pass	Chk Pass	Chk Pass	Chk Pass	Chk Pass	Chk Pass
High Limit								
Low Limit								

Elem	Ag3280	V_2924	Zn2062	As1890	Tl1908	Pb2203	Se1960	Sb2068
Units	ppm	ppm	ppm	ppm	ppm	ppm	ppm	ppm
Avg	**-.0003**	**-.0001**	**-.0055**	**.0009**	**.0004**	**-.0005**	**-.0007**	**.0006**
Stddev	.0001	.0001	.0000	.0001	.0005	.0004	.0011	.0001
%RSD	50.53	137.2	.4706	9.019	108.0	78.31	143.5	14.70
#1	-.0002	-.0002	-.0055	.0008	.0008	-.0002	.0000	.0005
#2	-.0004	.0000	-.0055	.0009	.0001	-.0008	-.0015	.0006
Check ?	Chk Pass	Chk Pass	Chk Pass	Chk Pass	Chk Pass	Chk Pass	Chk Pass	Chk Pass
High Limit								
Low Limit								

Elem	Al3961	Ca3179	Fe2599	Mg2790	K_7664	Na5895	B_2089	Mo2020
Units	ppm	ppm	ppm	ppm	ppm	ppm	ppm	ppm
Avg	**-.0072**	**-.0155**	**-.0033**	**-.0046**	**.0122**	**-.0305**	**.0018**	**.0001**
Stddev	.0062	.0003	.0011	.0065	.0216	.0038	.0004	.0000
%RSD	85.95	2.157	34.02	140.1	177.5	12.38	22.29	28.81
#1	-.0116	-.0153	-.0040	.0000	-.0031	-.0278	.0016	.0001
#2	-.0028	-.0158	-.0025	-.0092	.0274	-.0332	.0021	.0001
Check ?	Chk Pass	Chk Pass	Chk Pass	Chk Pass	Chk Pass	Chk Pass	Chk Pass	Chk Pass
High Limit								
Low Limit								

Zoom In Zoom Out

Sample Name: ccb Acquired: 6/27/2014 2:19:38 Type: QC
Method: Accutest1(v181) Mode: CONC Corr. Factor: 1.000000
User: admin Custom ID1: Custom ID2: Custom ID3:
Comment:

Elem	Pd3404	Si2124	Sn1899	Sr4077	Ti3349	W_2079	Zr3391	S_1820
Units	ppm	ppm	ppm	ppm	ppm	ppm	ppm	ppm
Avg	**.0006**	**.0112**	**-.0005**	**.0000**	**.0000**	**.0050**	**.0003**	W **-.0051**
Stddev	.0005	.0009	.0000	.000	.0002	.0012	.0001	.0002
%RSD	86.73	7.593	7.704	144.5	3158.	24.71	21.58	2.933
#1	.0010	.0106	-.0006	.0000	.0001	.0059	.0003	-.0050
#2	.0002	.0118	-.0005	.0000	-.0001	.0042	.0004	-.0052
Check ?	Chk Pass	Chk Pass	Chk Pass	Chk Pass	Chk Pass	Chk Pass	Chk Pass	Chk Warn
High Limit								.0050
Low Limit								-.0050

Elem	Bi2230	Li6707
Units	ppm	ppm
Avg	**-.0007**	**.0006**
Stddev	.0010	.0008
%RSD	155.8	139.6
#1	.0001	.0000
#2	-.0014	.0011
Check ?	Chk Pass	Chk Pass
High Limit		
Low Limit		

Int. Std.	Y_3600	Y_3710	Y_2243	In2306
Units	Cts/S	Cts/S	Cts/S	Cts/S
Avg	**201750.**	**47059.**	**3183.5**	**8101.0**
Stddev	93.	110.	6.6	15.5
%RSD	.04593	.23274	.20654	.19082
#1	201680.	46981.	3178.9	8090.0
#2	201810.	47136.	3188.2	8111.9

Zoom In Zoom Out

Sample Name: cri Acquired: 6/27/2014 2:25:51 Type: QC
Method: Accutest1(v181) Mode: CONC Corr. Factor: 1.000000
User: admin Custom ID1: Custom ID2: Custom ID3:
Comment:

Elem	Ba4554	Be3130	Cd2288	Co2286	Cr2677	Cu3247	Mn2576	Ni2316
Units	ppm	ppm	ppm	ppm	ppm	ppm	ppm	ppm
Avg	**.2066**	**.0021**	**.0034**	**.0529**	**.0107**	**.0095**	**.0160**	**.0109**
Stddev	.0002	.0000	.0001	.0001	.0004	.0004	.0000	.0001
%RSD	.1031	1.119	3.264	.1559	3.632	3.890	.0015	.9887
#1	.2064	.0021	.0035	.0528	.0109	.0092	.0160	.0108
#2	.2067	.0021	.0033	.0529	.0104	.0097	.0160	.0109
Check ?	Chk Pass	Chk Pass	Chk Pass	Chk Pass	Chk Pass	Chk Pass	Chk Pass	Chk Pass
Value								
Range								

Elem	Ag3280	V_2924	Zn2062	As1890	Tl1908	Pb2203	Se1960	Sb2068
Units	ppm	ppm	ppm	ppm	ppm	ppm	ppm	ppm
Avg	**.0051**	**.0541**	**.0176**	W **.0098**	**.0095**	W **.0023**	**.0103**	**.0059**
Stddev	.0002	.0001	.0000	.0005	.0000	.0007	.0004	.0008
%RSD	4.356	.1934	.2765	4.624	.0916	32.18	4.105	13.30
#1	.0052	.0541	.0176	.0102	.0095	.0028	.0106	.0065
#2	.0049	.0542	.0175	.0095	.0095	.0018	.0100	.0054
Check ?	Chk Pass	Chk Pass	Chk Pass	Chk Warn	Chk Pass	Chk Warn	Chk Pass	Chk Pass
Value				.0080		.0030		
Range				20.00%		-20.00%		

Elem	Al3961	Ca3179	Fe2599	Mg2790	K_7664	Na5895	B_2089	Mo2020
Units	ppm	ppm	ppm	ppm	ppm	ppm	ppm	ppm
Avg	**.2105**	**5.245**	**.1056**	**5.313**	**4.913**	**4.998**	**.1058**	**.0209**
Stddev	.0061	.008	.0008	.038	.006	.015	.0001	.0001
%RSD	2.918	.1462	.7444	.7144	.1316	.3039	.1359	.3747
#1	.2062	5.250	.1062	5.340	4.918	4.988	.1059	.0210
#2	.2149	5.239	.1051	5.286	4.909	5.009	.1057	.0209
Check ?	Chk Pass	Chk Pass	Chk Pass	Chk Pass	Chk Pass	Chk Pass	Chk Pass	Chk Pass
Value								
Range								

Zoom In Zoom Out

Sample Name: cri Acquired: 6/27/2014 2:25:51 Type: QC
Method: Accutest1(v181) Mode: CONC Corr. Factor: 1.000000
User: admin Custom ID1: Custom ID2: Custom ID3:
Comment:

Elem	Pd3404	Si2124	Sn1899	Sr4077	Ti3349	W_2079	Zr3391	S_1820
Units	ppm	ppm	ppm	ppm	ppm	ppm	ppm	ppm
Avg	**.0480**	**.2101**	**.0103**	**.0104**	**.0105**	**.0530**	**.0100**	**.0460**
Stddev	.0002	.0011	.0005	.0000	.0001	.0000	.0000	.0004
%RSD	.3405	.5170	4.754	.1935	.7830	.0779	.0871	.9450
#1	.0481	.2093	.0099	.0104	.0106	.0530	.0100	.0457
#2	.0479	.2108	.0106	.0104	.0105	.0530	.0100	.0463
Check ?	Chk Pass	Chk Pass	Chk Pass	Chk Pass	Chk Pass	Chk Pass	Chk Pass	Chk Pass
Value								
Range								

Elem	Bi2230	Li6707
Units	ppm	ppm
Avg	**.0205**	**.0216**
Stddev	.0004	.0002
%RSD	1.951	.8769
#1	.0208	.0215
#2	.0202	.0217
Check ?	Chk Pass	Chk Pass
Value		
Range		

Int. Std.	Y_3600	Y_3710	Y_2243	In2306
Units	Cts/S	Cts/S	Cts/S	Cts/S
Avg	**200130.**	**47009.**	**3166.6**	**8063.3**
Stddev	181.	70.	6.8	10.1
%RSD	.09033	.14898	.21513	.12570
#1	200000.	46960.	3161.8	8056.1
#2	200260.	47059.	3171.4	8070.4

Zoom In Zoom Out

Sample Name: crid Acquired: 6/27/2014 2:31:58 Type: QC
Method: Accutest1(v181) Mode: CONC Corr. Factor: 1.000000
User: admin Custom ID1: Custom ID2: Custom ID3:
Comment:

Elem	Ba4554	Be3130	Cd2288	Co2286	Cr2677	Cu3247	Mn2576	Ni2316
Units	ppm	ppm	ppm	ppm	ppm	ppm	ppm	ppm
Avg	**.0041**	**.0010**	**.0011**	**.0032**	**.0020**	F **.0014**	**.0031**	**.0041**
Stddev	.0002	.0000	.0000	.0001	.0001	.0000	.0000	.0001
%RSD	4.957	.0649	3.429	2.032	3.179	1.215	.8873	2.126
#1	.0040	.0010	.0011	.0032	.0019	.0014	.0031	.0042
#2	.0042	.0010	.0011	.0031	.0020	.0014	.0031	.0040
Check ?	Chk Pass	Chk Pass	Chk Pass	Chk Pass	Chk Pass	Chk Fail	Chk Pass	Chk Pass
Value						.0020		
Range						-30.00%		

Elem	Ag3280	V_2924	Zn2062	As1890	Tl1908	Pb2203	Se1960	Sb2068
Units	ppm	ppm	ppm	ppm	ppm	ppm	ppm	ppm
Avg	**.0009**	**.0020**	F **.0069**	**.0034**	**.0018**	F **.0013**	**.0050**	**.0024**
Stddev	.0002	.0002	.0000	.0003	.0006	.0003	.0003	.0003
%RSD	27.03	8.183	.1760	8.959	31.81	20.81	6.756	12.14
#1	.0007	.0021	.0069	.0032	.0014	.0015	.0052	.0022
#2	.0010	.0018	.0069	.0036	.0022	.0011	.0048	.0026
Check ?	Chk Pass	Chk Pass	Chk Fail	Chk Pass	Chk Pass	Chk Fail	Chk Pass	Chk Pass
Value			.0100			.0025		
Range			-30.00%			-30.00%		

Elem	Al3961	Ca3179	Fe2599	Mg2790	K_7664	Na5895	B_2089	Mo2020
Units	ppm	ppm	ppm	ppm	ppm	ppm	ppm	ppm
Avg	**.0956**	**1.044**	**-.0041**	**.1037**	**2.007**	**.9644**	**.0108**	**-.0001**
Stddev	.0070	.008	.0003	.0029	.004	.0082	.0001	.0002
%RSD	7.289	.7249	7.963	2.797	.1738	.8457	.8853	159.9
#1	.0907	1.038	-.0039	.1017	2.005	.9586	.0107	.0000
#2	.1005	1.049	-.0043	.1058	2.010	.9702	.0109	-.0003
Check ?	Chk Pass	Chk Pass	None	Chk Pass	Chk Pass	Chk Pass	Chk Pass	None
Value								
Range								

Zoom In Zoom Out

Sample Name: crid Acquired: 6/27/2014 2:31:58 Type: QC
Method: Accutest1(v181) Mode: CONC Corr. Factor: 1.000000
User: admin Custom ID1: Custom ID2: Custom ID3:
Comment:

Elem	Pd3404	Si2124	Sn1899	Sr4077	Ti3349	W_2079	Zr3391	S_1820
Units	ppm	ppm	ppm	ppm	ppm	ppm	ppm	ppm
Avg	**.0002**	**.0069**	**-.0004**	**-.0002**	**-.0003**	F **-.0006**	F **.0000**	F **-.0029**
Stddev	.0002	.0055	.0004	.0000	.0001	.0001	.000	.0005
%RSD	144.1	80.08	94.50	19.47	35.75	9.638	65.99	15.86
#1	.0000	.0030	-.0001	-.0002	-.0003	-.0007	-.0001	-.0032
#2	.0003	.0108	-.0007	-.0002	-.0002	-.0006	.0000	-.0026
Check ?	None	None	None	None	None	Chk Fail	Chk Fail	Chk Fail
Value						.0040	.0040	.0040
Range						-30.00%	-30.00%	-30.00%

Elem	Bi2230	Li6707
Units	ppm	ppm
Avg	F **-.0001**	F **.0010**
Stddev	.0002	.0004
%RSD	122.8	36.51
#1	.0000	.0012
#2	-.0002	.0007
Check ?	Chk Fail	Chk Fail
Value	.0040	.0040
Range	-30.00%	-30.00%

Int. Std.	Y_3600	Y_3710	Y_2243	In2306
Units	Cts/S	Cts/S	Cts/S	Cts/S
Avg	**201820.**	**46852.**	**3187.8**	**8107.6**
Stddev	131.	220.	1.6	7.0
%RSD	.06483	.46930	.05169	.08675
#1	201910.	47007.	3186.7	8102.6
#2	201720.	46696.	3189.0	8112.6

Zoom In Zoom Out

Sample Name: cria Acquired: 6/27/2014 2:38:09 Type: QC
Method: Accutest1(v181) Mode: CONC Corr. Factor: 1.000000
User: admin Custom ID1: Custom ID2: Custom ID3:
Comment:

Elem	Ba4554	Be3130	Cd2288	Co2286	Cr2677	Cu3247	Mn2576	Ni2316	Ag3280
Units	ppm	ppm	ppm	ppm	ppm	ppm	ppm	ppm	ppm
Avg	**.0001**	**-.0001**	**.0001**	**.0001**	**.0001**	**-.0003**	**.0000**	**.0001**	**-.0003**
Stddev	.0000	.0000	.0001	.0000	.0001	.0001	.000	.0002	.0002
%RSD	51.89	9.486	59.10	39.71	186.7	45.35	17.06	227.5	66.16
#1	.0001	.0000	.0001	.0001	.0000	-.0002	.0000	.0002	-.0004
#2	.0000	-.0001	.0002	.0001	.0002	-.0003	.0000	-.0001	-.0002
Check ?	None	None	None	None	None	None	None	None	None
Value									
Range									

Elem	V_2924	Zn2062	As1890	Tl1908	Pb2203	Se1960	Sb2068	Al3961	Ca3179
Units	ppm	ppm	ppm	ppm	ppm	ppm	ppm	ppm	ppm
Avg	**.0000**	**-.0016**	**.0210**	**.0009**	**.0203**	**.0202**	**.0197**	**.4924**	**-.0088**
Stddev	.000	.0000	.0004	.0001	.0004	.0018	.0000	.0078	.0014
%RSD	538.9	1.268	2.034	13.45	1.815	8.705	.1111	1.578	15.62
#1	-.0002	-.0016	.0207	.0010	.0201	.0190	.0196	.4979	-.0078
#2	.0001	-.0016	.0213	.0008	.0206	.0215	.0197	.4870	-.0098
Check ?	None	None	Chk Pass	None	Chk Pass	Chk Pass	Chk Pass	Chk Pass	None
Value									
Range									

Elem	Fe2599	Mg2790	K_7664	Na5895	B_2089	Mo2020	Pd3404	Si2124	Sn1899
Units	ppm	ppm	ppm	ppm	ppm	ppm	ppm	ppm	ppm
Avg	**.5357**	**-.0005**	**-.0054**	**-.0357**	**.0006**	**-.0003**	**-.0003**	**.0054**	**-.0003**
Stddev	.0019	.0073	.0079	.0017	.0002	.0001	.0010	.0001	.0004
%RSD	.3497	1387.	145.7	4.666	32.30	33.16	303.4	2.780	143.8
#1	.5344	.0047	.0002	-.0369	.0004	-.0002	.0004	.0053	-.0006
#2	.5370	-.0057	-.0110	-.0346	.0007	-.0003	-.0010	.0055	.0000
Check ?	Chk Pass	None	None	None	None	None	None	None	None
Value									
Range									

Zoom In Zoom Out

Sample Name: cria Acquired: 6/27/2014 2:38:09 Type: QC
Method: Accutest1(v181) Mode: CONC Corr. Factor: 1.000000
User: admin Custom ID1: Custom ID2: Custom ID3:
Comment:

Elem	Sr4077	Ti3349	W_2079	Zr3391	S_1820	Bi2230	Li6707
Units	ppm	ppm	ppm	ppm	ppm	ppm	ppm
Avg	**-.0001**	**.0001**	**-.0013**	**.0000**	**-.0021**	**-.0005**	**-.0009**
Stddev	.0000	.0001	.0006	.000	.0002	.0008	.0002
%RSD	22.81	86.63	43.39	150.1	10.37	152.9	20.05
#1	-.0001	.0000	-.0009	.0000	-.0023	.0000	-.0010
#2	-.0001	.0002	-.0018	.0000	-.0020	-.0011	-.0008
Check ?	None	None	None	None	None	None	None
Value							
Range							

Int. Std.	Y_3600	Y_3710	Y_2243	In2306
Units	Cts/S	Cts/S	Cts/S	Cts/S
Avg	**203470.**	**47447.**	**3199.0**	**8126.5**
Stddev	233.	19.	8.2	19.0
%RSD	.11448	.04105	.25676	.23418
#1	203300.	47433.	3193.2	8113.1
#2	203630.	47460.	3204.8	8140.0

Zoom In Zoom Out

Sample Name: ccv Acquired: 6/27/2014 2:44:21 Type: QC
Method: Accutest1(v181) Mode: CONC Corr. Factor: 1.000000
User: admin Custom ID1: Custom ID2: Custom ID3:
Comment:

Elem	Ba4554	Be3130	Cd2288	Co2286	Cr2677	Cu3247	Mn2576	Ni2316	Ag3280
Units	ppm	ppm	ppm	ppm	ppm	ppm	ppm	ppm	ppm
Avg	**2.024**	**2.067**	**2.051**	**2.053**	**2.019**	**1.979**	**2.032**	**2.082**	**.2484**
Stddev	.003	.035	.001	.004	.004	.003	.001	.002	.0001
%RSD	.1387	1.669	.0230	.1686	.2148	.1330	.0432	.1145	.0543
#1	2.022	2.092	2.050	2.050	2.022	1.981	2.032	2.080	.2483
#2	2.026	2.043	2.051	2.055	2.016	1.977	2.031	2.083	.2485
Check ?	Chk Pass	Chk Pass	Chk Pass	Chk Pass	Chk Pass	Chk Pass	Chk Pass	Chk Pass	Chk Pass
Value									
Range									

Elem	V_2924	Zn2062	As1890	Tl1908	Pb2203	Se1960	Sb2068	Al3961	Ca3179
Units	ppm	ppm	ppm	ppm	ppm	ppm	ppm	ppm	ppm
Avg	**1.998**	**2.119**	**2.035**	**2.089**	**2.057**	**2.040**	**2.034**	**39.62**	**41.48**
Stddev	.001	.003	.001	.004	.004	.000	.001	.06	.05
%RSD	.0696	.1333	.0333	.2088	.1690	.0081	.0629	.1596	.1234
#1	1.999	2.117	2.035	2.086	2.055	2.039	2.033	39.58	41.45
#2	1.997	2.121	2.034	2.092	2.060	2.040	2.034	39.67	41.52
Check ?	Chk Pass	Chk Pass	Chk Pass	Chk Pass	Chk Pass	Chk Pass	Chk Pass	Chk Pass	Chk Pass
Value									
Range									

Elem	Fe2599	Mg2790	K_7664	Na5895	B_2089	Mo2020	Pd3404	Si2124	Sn1899
Units	ppm	ppm	ppm	ppm	ppm	ppm	ppm	ppm	ppm
Avg	**41.11**	**40.29**	**39.18**	**39.49**	**2.039**	**2.042**	**1.982**	**5.079**	**2.071**
Stddev	.03	.09	.04	.09	.001	.002	.002	.004	.000
%RSD	.0713	.2232	.1149	.2351	.0506	.0748	.1000	.0820	.0108
#1	41.09	40.22	39.14	39.43	2.038	2.041	1.984	5.076	2.071
#2	41.13	40.35	39.21	39.56	2.040	2.044	1.981	5.082	2.071
Check ?	Chk Pass	Chk Pass	Chk Pass	Chk Pass	Chk Pass	Chk Pass	Chk Pass	Chk Pass	Chk Pass
Value									
Range									

Zoom In Zoom Out

Sample Name: ccv Acquired: 6/27/2014 2:44:21 Type: QC
Method: Accutest1(v181) Mode: CONC Corr. Factor: 1.000000
User: admin Custom ID1: Custom ID2: Custom ID3:
Comment:

Elem	Sr4077	Ti3349	W_2079	Zr3391	S_1820	Bi2230	Li6707
Units	ppm	ppm	ppm	ppm	ppm	ppm	ppm
Avg	**2.007**	**2.006**	**1.967**	**1.999**	**2.005**	**2.003**	**1.946**
Stddev	.028	.002	.009	.002	.004	.003	.005
%RSD	1.389	.1004	.4692	.0968	.1805	.1501	.2387
#1	1.988	2.007	1.960	2.000	2.003	2.001	1.943
#2	2.027	2.004	1.973	1.997	2.008	2.005	1.950
Check ?	Chk Pass	Chk Pass	Chk Pass	Chk Pass	Chk Pass	Chk Pass	Chk Pass
Value							
Range							

Int. Std.	Y_3600	Y_3710	Y_2243	In2306
Units	Cts/S	Cts/S	Cts/S	Cts/S
Avg	**193810.**	**46752.**	**3093.6**	**7860.3**
Stddev	237.	9.	.6	2.4
%RSD	.12235	.01820	.02082	.03066
#1	193640.	46746.	3094.1	7862.0
#2	193980.	46758.	3093.2	7858.6

Zoom In Zoom Out

Sample Name: ccb Acquired: 6/27/2014 2:50:39 Type: QC
Method: Accutest1(v181) Mode: CONC Corr. Factor: 1.000000
User: admin Custom ID1: Custom ID2: Custom ID3:
Comment:

Elem	Ba4554	Be3130	Cd2288	Co2286	Cr2677	Cu3247	Mn2576	Ni2316	Ag3280
Units	ppm	ppm	ppm	ppm	ppm	ppm	ppm	ppm	ppm
Avg	**.0001**	**.0001**	**.0002**	**.0004**	**.0000**	**.0000**	**.0000**	**.0001**	**-.0001**
Stddev	.0000	.0000	.0001	.0001	.0000	.000	.0000	.0001	.0002
%RSD	9.122	39.58	42.02	14.45	91.17	61.16	107.0	216.5	144.3
#1	.0001	.0001	.0001	.0004	.0000	.0000	.0000	.0002	-.0002
#2	.0001	.0001	.0002	.0003	.0001	.0000	.0001	.0000	.0000
Check ?	Chk Pass	Chk Pass	Chk Pass	Chk Pass	Chk Pass	Chk Pass	Chk Pass	Chk Pass	Chk Pass
High Limit									
Low Limit									

Elem	V_2924	Zn2062	As1890	Tl1908	Pb2203	Se1960	Sb2068	Al3961	Ca3179
Units	ppm	ppm	ppm	ppm	ppm	ppm	ppm	ppm	ppm
Avg	**.0003**	**-.0054**	**.0016**	**.0016**	**-.0004**	**-.0015**	**.0000**	**-.0054**	**-.0145**
Stddev	.0001	.0000	.0005	.0001	.0004	.0005	.001	.0084	.0014
%RSD	56.02	.9154	30.29	3.550	94.34	32.04	15080.	156.4	9.359
#1	.0002	-.0054	.0012	.0016	-.0006	-.0019	-.0009	-.0114	-.0155
#2	.0004	-.0054	.0019	.0016	-.0001	-.0012	.0009	.0006	-.0136
Check ?	Chk Pass	Chk Pass	Chk Pass	Chk Pass	Chk Pass	Chk Pass	Chk Pass	Chk Pass	Chk Pass
High Limit									
Low Limit									

Elem	Fe2599	Mg2790	K_7664	Na5895	B_2089	Mo2020	Pd3404	Si2124	Sn1899
Units	ppm	ppm	ppm	ppm	ppm	ppm	ppm	ppm	ppm
Avg	**-.0031**	**.0008**	**.0243**	**-.0260**	**.0023**	**.0005**	**.0007**	**.0077**	**-.0003**
Stddev	.0004	.0032	.0110	.0024	.0003	.0002	.0003	.0026	.0003
%RSD	14.44	429.8	45.46	9.121	13.07	42.23	37.89	34.35	100.8
#1	-.0034	-.0015	.0165	-.0243	.0021	.0004	.0009	.0058	-.0001
#2	-.0028	.0030	.0321	-.0276	.0025	.0007	.0005	.0096	-.0005
Check ?	Chk Pass	Chk Pass	Chk Pass	Chk Pass	Chk Pass	Chk Pass	Chk Pass	Chk Pass	Chk Pass
High Limit									
Low Limit									

Zoom In Zoom Out

Sample Name: ccb Acquired: 6/27/2014 2:50:39 Type: QC
Method: Accutest1(v181) Mode: CONC Corr. Factor: 1.000000
User: admin Custom ID1: Custom ID2: Custom ID3:
Comment:

Elem	Sr4077	Ti3349	W_2079	Zr3391	S_1820	Bi2230	Li6707
Units	ppm	ppm	ppm	ppm	ppm	ppm	ppm
Avg	**.0000**	**.0003**	**.0066**	**.0004**	**-.0040**	**-.0004**	**-.0002**
Stddev	.0000	.0000	.0006	.0001	.0003	.0002	.0007
%RSD	13.42	2.475	9.582	25.78	8.422	65.64	392.5
#1	.0000	.0003	.0070	.0005	-.0038	-.0005	.0003
#2	.0000	.0003	.0061	.0003	-.0043	-.0002	-.0007
Check ?	Chk Pass	Chk Pass	Chk Pass	Chk Pass	Chk Pass	Chk Pass	Chk Pass
High Limit							
Low Limit							

Int. Std.	Y_3600	Y_3710	Y_2243	In2306
Units	Cts/S	Cts/S	Cts/S	Cts/S
Avg	**201870.**	**47332.**	**3193.1**	**8145.3**
Stddev	517.	97.	10.9	19.1
%RSD	.25589	.20389	.33999	.23498
#1	202240.	47263.	3200.8	8158.8
#2	201510.	47400.	3185.5	8131.7

NOTE: The remaining raw data for this batch is not relevant to this job. As such it has been omitted.

	Element, Wavelength and Order	Use?	# IECs	IEC	k1	k2	Calc-in-fit?
	Ba 455.403 { 74}	☒	3	Mg	0.000001	0.000000	No
				Al	0.000000	0.000000	No
				Zr	0.001080	0.000000	No
	Be 313.042 {108}	☒	13	V	0.001199	0.000000	No
				Mo	-0.000037	0.000000	No
				Ti	-0.000287	0.000000	No
				Mn	0.000027	0.000000	No
				Ba	0.000015	0.000000	No
				Co	-0.000020	0.000000	No
				Ni	0.000004	0.000000	No
				Ca	0.000000	0.000000	No
				Cu	0.000034	0.000000	No
				Zn	-0.000010	0.000000	No
				Fe	0.000000	0.000000	No
				Cd	0.000050	0.000000	No
				W	0.000000	0.000000	No
	Cd 228.802 {448}	☒	13	As	0.017000	0.000000	No
				Ni	-0.000178	0.000000	No
				Fe	-0.000005	0.000000	No
				V	0.000050	0.000000	No
				Ba	-0.000047	0.000000	No
				Co	-0.000950	0.000000	No
				Sr	0.000100	0.000000	No
				Ca	-0.000003	0.000000	No
				Mn	-0.000021	0.000000	No
				Cr	0.000025	0.000000	No
				Si	-0.000005	0.000000	No
				Cu	-0.000026	0.000000	No
				Al	0.000000	0.000000	No
	Co 228.616 {448}	☒	10	Fe	0.000006	0.000000	No
				Cr	-0.000100	0.000000	No
				Mo	-0.001900	0.000000	No
				Ni	0.000256	0.000000	No
				Ti	0.001639	0.000000	No
				Ba	0.000062	0.000000	No
				W	0.000000	0.000000	No
				Cd	-0.000060	0.000000	No
				Si	0.000000	0.000000	No
				Ca	0.000000	0.000000	No
	Cr 267.716 {126}	☒	15	Mn	0.000402	0.000000	No
				V	0.000080	0.000000	No
				Mo	0.000018	0.000000	No
				Fe	-0.000009	0.000000	No
				Cd	-0.000050	0.000000	No
				Al	0.000001	0.000000	No
				Ca	-0.000002	0.000000	No
				Mg	0.000000	0.000000	No
				Ti	0.000000	0.000000	No
				Sn	0.000000	0.000000	No
				Ba	-0.000005	0.000000	No
				Cu	0.000100	0.000000	No
				Sr	0.000000	0.000000	No
				W	0.004000	0.000000	No
				Zr	0.000280	0.000000	No
	Cu 324.754 {104}2	☒	22	Cr	0.000016	0.000000	No
				V	-0.000283	0.000000	No
				Mo	0.000406	0.000000	No

	Element, Wavelength and Order	Use?	# IECs	IEC	k1	k2	Calc-in-fit?
				Ti	-0.000100	0.000000	No
				Fe	-0.000155	0.000000	No
				Al	0.000002	0.000000	No
				Sn	-0.000097	0.000000	No
				Zn	-0.000004	0.000000	No
				Co	-0.000317	0.000000	No
				Zr	0.000000	0.000000	No
				Si	0.000009	0.000000	No
				Mn	-0.000080	0.000000	No
				Se	0.000050	0.000000	No
				Ba	0.000100	0.000000	No
				Ag	-0.000077	0.000000	No
				Pb	0.000060	0.000000	No
				Sb	0.000000	0.000000	No
				Mg	0.000002	0.000000	No
				Ca	-0.000001	0.000000	No
				Bi	0.000000	0.000000	No
				W	0.000000	0.000000	No
				K	0.000000	0.000000	No
	Mn 257.610 {131}	☒	8	Fe	-0.000101	0.000000	No
				Si	0.000050	0.000000	No
				Ba	0.000100	0.000000	No
				As	0.000001	0.000000	No
				Ca	0.000000	0.000000	No
				Mg	0.000000	0.000000	No
				Al	-0.000001	0.000000	No
				Cr	-0.000100	0.000000	No
	Ni 231.604 {446}	☒	19	Fe	0.000017	0.000000	No
				Zn	0.000079	0.000000	No
				Be	0.000213	0.000000	No
				Co	0.000080	0.000000	No
				Tl	0.000209	0.000000	No
				Mg	0.000001	0.000000	No
				Mo	0.000485	0.000000	No
				V	0.000011	0.000000	No
				Cu	0.000050	0.000000	No
				Se	0.000100	0.000000	No
				Al	0.000003	0.000000	No
				Cr	0.000006	0.000000	No
				Si	-0.000030	0.000000	No
				Sn	0.000079	0.000000	No
				Ba	0.000000	0.000000	No
				Ca	-0.000002	0.000000	No
				Ti	-0.000040	0.000000	No
				Mn	-0.000080	0.000000	No
				W	0.000000	0.000000	No
	Ag 328.068 {103}	☒	14	Mn	0.000211	0.000000	No
				Mo	-0.000098	0.000000	No
				Ti	-0.000830	0.000000	No
				Fe	-0.000509	0.000000	No
				V	-0.000040	0.000000	No
				Zn	-0.000080	0.000000	No
				Ca	-0.000010	0.000000	No
				Al	-0.000011	0.000000	No
				Sr	-0.000024	0.000000	No
				Mg	0.000001	0.000000	No
				Zr	0.005800	0.000000	No

	Element, Wavelength and Order	Use?	# IECs	IEC	k1	k2	Calc-in-fit?
				Si	-0.000021	0.000000	No
				Ba	0.000006	0.000000	No
				K	0.000000	0.000000	No
	V 292.402 {115}	☒	7	Ti	0.000630	0.000000	No
				Mo	-0.013100	0.000000	No
				Fe	0.000011	0.000000	No
				Sr	-0.000100	0.000000	No
				Cr	-0.003700	0.000000	No
				Mn	-0.000200	0.000000	No
				Zr	0.000170	0.000000	No
	Zn 206.200 {464}	☒	20	Cr	-0.001125	0.000000	No
				Mo	0.000260	0.000000	No
				Fe	-0.000008	0.000000	No
				Si	0.000065	0.000000	No
				Mn	0.000350	0.000000	No
				Ba	-0.000060	0.000000	No
				Na	0.000003	0.000000	No
				Ca	0.000000	0.000000	No
				Sr	0.000000	0.000000	No
				Sn	0.000255	0.000000	No
				Cu	-0.000774	0.000000	No
				As	0.000500	0.000000	No
				Be	0.000364	0.000000	No
				Pd	0.000280	0.000000	No
				Ti	-0.000080	0.000000	No
				Al	0.000005	0.000000	No
				Zr	0.000000	0.000000	No
				Bi	-0.003364	0.000000	No
				W	0.060000	0.000000	No
				K	0.000000	0.000000	No
	As 189.042 {478}	☒	23	Al	0.000003	0.000000	No
				Fe	-0.000002	0.000000	No
				Ca	0.000000	0.000000	No
				Mn	0.000090	0.000000	No
				Mo	0.000040	0.000000	No
				Cr	0.001250	0.000000	No
				V	0.000095	0.000000	No
				Co	-0.001500	0.000000	No
				Ba	-0.000067	0.000000	No
				Sn	-0.000037	0.000000	No
				Cd	-0.000228	0.000000	No
				Tl	0.000030	0.000000	No
				Be	-0.000007	0.000000	No
				Mg	-0.000000	0.000000	No
				Si	-0.000195	0.000000	No
				Zn	0.000115	0.000000	No
				Sr	0.000100	0.000000	No
				Pd	0.031510	0.000000	No
				Zr	-0.004110	0.000000	No
				Ti	-0.000070	0.000000	No
				W	0.000000	0.000000	No
				S	-0.000040	0.000000	No
				K	0.000000	0.000000	No
	Tl 190.856 {477}	☒	29	Cr	0.000421	0.000000	No
				Mo	-0.008900	0.000000	No
				Al	0.000006	0.000000	No
				Fe	-0.000078	0.000000	No

	Element, Wavelength and Order	Use?	# IECs	IEC	k1	k2	Calc-in-fit?
				V	-0.022000	0.000000	No
				Mn	0.001400	0.000000	No
				Ca	-0.000008	0.000000	No
				Ti	-0.002100	0.000000	No
				Mg	-0.000002	0.000000	No
				Co	0.003472	0.000000	No
				Sr	0.000000	0.000000	No
				B	-0.000025	0.000000	No
				Ba	0.000000	0.000000	No
				Zn	0.000100	0.000000	No
				As	-0.000020	0.000000	No
				W	0.000000	0.000000	No
				Ni	0.000090	0.000000	No
				Cu	-0.000125	0.000000	No
				Zr	0.000000	0.000000	No
				Pd	0.000185	0.000000	No
				Pb	-0.000600	0.000000	No
				S	-0.000010	0.000000	No
				Ag	0.000250	0.000000	No
				Be	0.000000	0.000000	No
				Sn	-0.000023	0.000000	No
				K	0.000250	0.000000	No
				Cd	-0.000240	0.000000	No
				Si	0.000470	0.000000	No
				Na	0.000000	0.000000	No
	Pb 220.353 {453}	☒	23	Al	-0.000113	0.000000	No
				Fe	0.000035	0.000000	No
				Ca	0.000003	0.000000	No
				Mn	0.000033	0.000000	No
				Zn	-0.000036	0.000000	No
				Mo	-0.002150	0.000000	No
				Cu	-0.000031	0.000000	No
				V	0.000068	0.000000	No
				Co	0.000073	0.000000	No
				Ti	-0.000200	0.000000	No
				Si	-0.000042	0.000000	No
				Ba	-0.000010	0.000000	No
				Sb	0.000150	0.000000	No
				K	0.000000	0.000000	No
				Sr	0.000140	0.000000	No
				W	0.000000	0.000000	No
				Mg	0.000002	0.000000	No
				Cd	-0.000018	0.000000	No
				Pd	0.000560	0.000000	No
				Zr	-0.001000	0.000000	No
				Ni	0.000050	0.000000	No
				S	-0.000010	0.000000	No
				Bi	0.000000	0.000000	No
	Se 196.090 {472}	☒	22	Al	0.000006	0.000000	No
				Ca	-0.000006	0.000000	No
				Mn	0.000223	0.000000	No
				Mo	-0.000119	0.000000	No
				Fe	-0.000087	0.000000	No
				Co	-0.000330	0.000000	No
				V	-0.000200	0.000000	No
				Sr	-0.000258	0.000000	No
				Cu	-0.000007	0.000000	No

	Element, Wavelength and Order	Use?	# IECs	IEC	k1	k2	Calc-in-fit?
				W	0.080000	0.000000	No
				Si	0.000011	0.000000	No
				Tl	0.000204	0.000000	No
				Be	-0.000143	0.000000	No
				Zn	0.000100	0.000000	No
				B	0.000025	0.000000	No
				Pd	0.000700	0.000000	No
				Ti	-0.000017	0.000000	No
				Cd	0.000090	0.000000	No
				Zr	-0.004300	0.000000	No
				Ba	0.000040	0.000000	No
				Mg	-0.000002	0.000000	No
				S	-0.000010	0.000000	No
	Sb 206.833 {463}	☒	14	Fe	-0.000010	0.000000	No
				Al	0.000006	0.000000	No
				Ca	-0.000001	0.000000	No
				Ni	-0.000856	0.000000	No
				Cr	0.014520	0.000000	No
				V	-0.001830	0.000000	No
				Zn	0.000188	0.000000	No
				Mo	0.000250	0.000000	No
				Ti	0.000100	0.000000	No
				Sn	-0.015500	0.000000	No
				W	0.000000	0.000000	No
				Mg	0.000003	0.000000	No
				Zr	-0.000300	0.000000	No
				Sr	0.000031	0.000000	No
	Al 396.152 { 85}	☒	4	Si	0.000350	0.000000	No
				Ca	-0.000265	0.000000	No
				Mo	0.039000	0.000000	No
				Zr	-0.008158	0.000000	No
	Ca 317.933 {106}	☒	18	Fe	0.000120	0.000000	No
				Ti	0.000000	0.000000	No
				W	0.003960	0.000000	No
				Tl	0.004955	0.000000	No
				Be	0.001840	0.000000	No
				Ba	-0.001500	0.000000	No
				Cu	0.004200	0.000000	No
				Cd	0.003700	0.000000	No
				Ni	0.001859	0.000000	No
				Pd	0.004700	0.000000	No
				Mn	0.000000	0.000000	No
				B	-0.000210	0.000000	No
				Se	0.005000	0.000000	No
				Co	-0.000920	0.000000	No
				Cr	0.004000	0.000000	No
				Al	0.000026	0.000000	No
				As	0.010000	0.000000	No
				Pb	0.002000	0.000000	No
	Fe 259.940 {130}	☒	13	Co	0.000200	0.000000	No
				Si	-0.001181	0.000000	No
				Tl	-0.002562	0.000000	No
				Se	0.000000	0.000000	No
				Cr	-0.000360	0.000000	No
				Mn	-0.002000	0.000000	No
				V	-0.000064	0.000000	No
				Cu	0.000085	0.000000	No

	Element, Wavelength and Order	Use?	# IECs	IEC	k1	k2	Calc-in-fit?
				K	-0.000200	0.000000	No
				Zn	0.000080	0.000000	No
				Ti	-0.000631	0.000000	No
				Ca	0.000020	0.000000	No
				Ba	0.001000	0.000000	No
	Mg 279.079 {121}	☒	3	Mo	-0.016250	0.000000	No
				W	0.000000	0.000000	No
				Mn	-0.005360	0.000000	No
	K 766.490 { 44}	☒	12	Fe	-0.000715	0.000000	No
				Al	0.000032	0.000000	No
				Ca	-0.000012	0.000000	No
				Mn	0.001430	0.000000	No
				Si	-0.003000	0.000000	No
				V	-0.002360	0.000000	No
				Pd	0.004000	0.000000	No
				Sn	-0.004700	0.000000	No
				Ba	-0.002700	0.000000	No
				Mo	-0.000850	0.000000	No
				Cu	-0.010000	0.000000	No
				Ni	-0.000500	0.000000	No
	Na 589.592 { 57}	☒	6	K	-0.000560	0.000000	No
				Ba	0.000900	0.000000	No
				Ca	-0.000034	0.000000	No
				Al	0.000040	0.000000	No
				V	0.000000	0.000000	No
				Cr	0.000000	0.000000	No
	B 208.959 {462}	☒	1	Mo	0.041150	0.000000	No
	Mo 202.030 {467}	☒	6	Co	0.000000	0.000000	No
				Al	0.000000	0.000000	No
				Fe	-0.000010	0.000000	No
				Mg	-0.000001	0.000000	No
				Ca	0.000003	0.000000	No
				W	0.000576	0.000000	No
	Pd 340.458 { 99}	☒	10	Ti	-0.000684	0.000000	No
				V	-0.000048	0.000000	No
				Sn	-0.000006	0.000000	No
				Fe	-0.000060	0.000000	No
				Mo	-0.000320	0.000000	No
				Co	-0.005883	0.000000	No
				Ca	-0.000021	0.000000	No
				S	-0.000017	0.000000	No
				Si	-0.000040	0.000000	No
				Zr	-0.157000	0.000000	No
	Si 212.412 {459}	☒	19	Sr	0.000366	0.000000	No
				Ni	0.000106	0.000000	No
				Mo	0.027230	0.000000	No
				V	-0.000190	0.000000	No
				Ti	0.043950	0.000000	No
				Al	0.000049	0.000000	No
				Cd	0.008630	0.000000	No
				Ba	0.000000	0.000000	No
				Fe	0.000129	0.000000	No
				Sn	0.007000	0.000000	No
				Zn	0.000385	0.000000	No
				As	0.002500	0.000000	No
				Mg	-0.000185	0.000000	No
				W	-0.007198	0.000000	No

	Element, Wavelength and Order	Use?	# IECs	IEC	k1	k2	Calc-in-fit?
				Ca	0.000078	0.000000	No
				Cr	0.001600	0.000000	No
				Mn	0.001000	0.000000	No
				Zr	0.000540	0.000000	No
				B	0.001900	0.000000	No
	Sn 189.989 {478}	☒	6	Ti	-0.002020	0.000000	No
				Mo	0.000011	0.000000	No
				Fe	0.000018	0.000000	No
				Mn	0.000001	0.000000	No
				Si	0.000131	0.000000	No
				Al	-0.000004	0.000000	No
	Sr 407.771 { 83}	☒	2	Fe	0.000000	0.000000	No
				Ca	0.000047	0.000000	No
	Ti 334.904 {101}	☒	4	Cr	0.000204	0.000000	No
				Mo	0.000870	0.000000	No
				Si	0.000035	0.000000	No
				Ca	0.000005	0.000000	No
	Y 360.073 { 94}*	☒	None				
	Y 371.030 { 91}*	☒	None				
	Y 224.306 {451}*	☒	None				
	In 230.606 {446}*	☒	None				
	W 207.911 {462}	☒	27	Al	0.000005	0.000000	No
				Si	-0.000117	0.000000	No
				Ca	-0.000004	0.000000	No
				Fe	-0.000039	0.000000	No
				As	-0.000220	0.000000	No
				Mg	-0.000005	0.000000	No
				Mn	-0.000070	0.000000	No
				Mo	0.000710	0.000000	No
				Ti	0.000000	0.000000	No
				Sr	0.000000	0.000000	No
				V	0.001000	0.000000	No
				Cd	-0.000650	0.000000	No
				Cr	-0.000001	0.000000	No
				Zn	0.009921	0.000000	No
				Pd	0.000000	0.000000	No
				Sn	-0.000500	0.000000	No
				Zr	-0.001000	0.000000	No
				B	0.000000	0.000000	No
				Sb	0.000000	0.000000	No
				Co	-0.002830	0.000000	No
				Ni	0.000000	0.000000	No
				Be	-0.001000	0.000000	No
				Se	0.000000	0.000000	No
				Cu	-0.002860	0.000000	No
				Ba	0.000000	0.000000	No
				Tl	0.000000	0.000000	No
				Pb	0.000000	0.000000	No
	Zr 339.198 { 99}	☒	10	Mo	0.000250	0.000000	No
				Ti	0.000000	0.000000	No
				Fe	-0.000068	0.000000	No
				Si	0.000125	0.000000	No
				S	0.000039	0.000000	No
				Pd	0.000000	0.000000	No
				Be	-0.000500	0.000000	No
				Bi	0.000000	0.000000	No
				Ba	0.000700	0.000000	No

	Element, Wavelength and Order	Use?	# IECs	IEC	k1	k2	Calc-in-fit?
				Ag	0.000000	0.000000	No
	S 182.034 {485}	☒	7	Ca	0.000065	0.000000	No
				Mo	0.000000	0.000000	No
				Al	-0.000129	0.000000	No
				Fe	-0.000043	0.000000	No
				Mn	0.003160	0.000000	No
				Mg	0.000004	0.000000	No
				Ti	-0.005300	0.000000	No
	Bi 223.061 {451}	☒	4	Fe	0.000035	0.000000	No
				Ti	-0.002890	0.000000	No
				V	-0.000680	0.000000	No
				Cr	0.001100	0.000000	No
	Li 670.784 { 50}	☒	1	Mg	0.000006	0.000000	No

	Element, Wavelength and Order	Date of Fit	Date of Cal.	Type of Fit	Weighting	A0	A1	A2	n (Exponent)
	Ba 455.403 { 74}	6/26/2014 9:46:40	6/26/2014 9:46:40	Linear	1/Conc	0.001048	1.467557	0.000000	1.000000
	Be 313.042 {108}	6/26/2014 9:46:40	6/26/2014 9:46:40	Linear	1/Conc	0.000415	2.552958	0.000000	1.000000
	Cd 228.802 {448}	6/26/2014 9:46:40	6/26/2014 9:46:40	Linear	1/Conc	0.000560	1.247618	0.000000	1.000000
	Co 228.616 {448}	6/26/2014 9:46:40	6/26/2014 9:46:40	Linear	1/Conc	-0.000243	0.541274	0.000000	1.000000
	Cr 267.716 {126}	6/26/2014 9:46:40	6/26/2014 9:46:40	Linear	1/Conc	-0.000010	0.085509	0.000000	1.000000
	Cu 324.754 {104}2	6/26/2014 9:46:40	6/26/2014 9:46:40	Linear	1/Conc	0.003772	0.235345	0.000000	1.000000
	Mn 257.610 {131}	6/26/2014 9:46:40	6/26/2014 9:46:40	Linear	1/Conc	0.000049	0.433439	0.000000	1.000000
	Ni 231.604 {446}	6/26/2014 9:46:40	6/26/2014 9:46:40	Linear	1/Conc	-0.000291	0.409223	0.000000	1.000000
	Ag 328.068 {103}	6/26/2014 9:46:40	6/26/2014 9:46:40	Linear	1/Conc	-0.000112	0.130335	0.000000	1.000000
	V 292.402 {115}	6/26/2014 9:46:40	6/26/2014 9:46:40	Linear	1/Conc	-0.000025	0.138959	0.000000	1.000000
	Zn 206.200 {464}	6/26/2014 9:46:40	6/26/2014 9:46:40	Linear	1/Conc	0.005989	1.109075	0.000000	1.000000
	As 189.042 {478}	6/26/2014 9:46:40	6/26/2014 9:46:40	Linear	1/Conc	-0.000147	0.183280	0.000000	1.000000
	Tl 190.856 {477}	6/26/2014 9:46:40	6/26/2014 9:46:40	Linear	1/Conc	-0.000477	0.055815	0.000000	1.000000
	Pb 220.353 {453}	6/26/2014 9:46:40	6/26/2014 9:46:40	Linear	1/Conc	-0.000297	0.178595	0.000000	1.000000
	Se 196.090 {472}	6/26/2014 9:46:40	6/26/2014 9:46:40	Linear	1/Conc	0.001089	0.118951	0.000000	1.000000
	Sb 206.833 {463}	6/26/2014 9:46:40	6/26/2014 9:46:40	Linear	1/Conc	0.000284	0.252399	0.000000	1.000000
	Al 396.152 { 85}	6/26/2014 9:46:40	6/26/2014 9:46:40	Linear	1/Conc	0.000251	0.023327	0.000000	1.000000
	Ca 317.933 {106}	6/26/2014 9:46:40	6/26/2014 9:46:40	Linear	1/Conc	0.006986	0.075569	0.000000	1.000000
	Fe 259.940 {130}	6/26/2014 9:46:40	6/26/2014 9:46:40	Linear	1/Conc	0.000277	0.048770	0.000000	1.000000
	Mg 279.079 {121}	6/26/2014 9:46:40	6/26/2014 9:46:40	Linear	1/Conc	0.000042	0.006655	0.000000	1.000000
	K 766.490 { 44}	6/26/2014 9:46:40	6/26/2014 9:46:40	Linear	1/Conc	-0.002922	0.013523	0.000000	1.000000
	Na 589.592 { 57}	6/26/2014 9:46:40	6/26/2014 9:46:40	Linear	1/Conc	0.000861	0.051361	0.000000	1.000000
	B 208.959 {462}	6/26/2014 9:46:40	6/26/2014 9:46:40	Linear	1/Conc	0.000155	0.261806	0.000000	1.000000
	Mo 202.030 {467}	6/26/2014 9:46:40	6/26/2014 9:46:40	Linear	1/Conc	0.000815	1.087274	0.000000	1.000000
	Pd 340.458 { 99}	6/26/2014 9:46:40	6/26/2014 9:46:40	Linear	1/Conc	-0.000160	0.057758	0.000000	1.000000
	Si 212.412 {459}	6/26/2014 9:46:40	6/26/2014 9:46:40	Linear	1/Conc	0.004836	0.305577	0.000000	1.000000
	Sn 189.989 {478}	6/26/2014 9:46:40	6/26/2014 9:46:40	Linear	1/Conc	0.000209	0.218579	0.000000	1.000000
	Sr 407.771 { 83}	6/26/2014 9:46:40	6/26/2014 9:46:40	Linear	1/Conc	-0.000096	2.657534	0.000000	1.000000
	Ti 334.904 {101}	6/26/2014 9:46:40	6/26/2014 9:46:40	Linear	1/Conc	-0.000241	0.134000	0.000000	1.000000
	Y 360.073 { 94}*	6/17/2014 18:19:07	12/23/2009 10:44:16	Linear	1/Conc	0.000000	0.000000	0.000000	1.000000
	Y 371.030 { 91}*	6/17/2014 18:19:12	12/23/2009 10:44:16	Linear	1/Conc	0.000000	0.000000	0.000000	1.000000
	Y 224.306 {451}*	6/17/2014 18:19:16	12/23/2009 10:44:16	Linear	1/Conc	0.000000	0.000000	0.000000	1.000000
	In 230.606 {446}*	6/17/2014 18:19:20	12/23/2009 10:44:16	Linear	1/Conc	0.000000	0.000000	0.000000	1.000000
	W 207.911 {462}	6/26/2014 9:46:40	6/26/2014 9:46:40	Linear	1/Conc	0.002755	0.496555	0.000000	1.000000
	Zr 339.198 { 99}	6/26/2014 9:46:40	6/26/2014 9:46:40	Linear	1/Conc	-0.000203	0.267463	0.000000	1.000000
	S 182.034 {485}	6/26/2014 9:46:40	6/26/2014 9:46:40	Linear	1/Conc	0.000571	0.106367	0.000000	1.000000
	Bi 223.061 {451}	6/26/2014 9:46:40	6/26/2014 9:46:40	Linear	1/Conc	-0.000059	0.334988	0.000000	1.000000
	Li 670.784 { 50}	6/26/2014 9:46:40	6/26/2014 9:46:40	Linear	1/Conc	0.000393	0.378300	0.000000	1.000000

	Element, Wavelength and Order	Correlation	Std Error of Est	Predicted MDL	Predicted MQL	Status	Reslope		QC Norm	
							Slope	Y-int	Slope factor	Offset
	Ba 455.403 { 74}	1.000000	0.000000	0.000151	0.000503	OK.	1.000000	0.000000	1	0
	Be 313.042 {108}	1.000000	0.000000	0.000039	0.000129	OK.	1.000000	0.000000	1	0
	Cd 228.802 {448}	1.000000	0.000000	0.000156	0.000520	OK.	1.000000	0.000000	1	0
	Co 228.616 {448}	1.000000	0.000000	0.000228	0.000761	OK.	1.000000	0.000000	1	0
	Cr 267.716 {126}	1.000000	0.000000	0.000293	0.000977	OK.	1.000000	0.000000	1	0
	Cu 324.754 {104}2	1.000000	0.000000	0.000265	0.000883	OK.	1.000000	0.000000	1	0
	Mn 257.610 {131}	1.000000	0.000000	0.000048	0.000159	OK.	1.000000	0.000000	1	0
	Ni 231.604 {446}	1.000000	0.000000	0.000273	0.000911	OK.	1.000000	0.000000	1	0
	Ag 328.068 {103}	1.000000	0.000000	0.000404	0.001345	OK.	1.000000	0.000000	1	0
	V 292.402 {115}	1.000000	0.000000	0.000241	0.000803	OK.	1.000000	0.000000	1	0
	Zn 206.200 {464}	1.000000	0.000000	0.000147	0.000491	OK.	1.000000	0.000000	1	0
	As 189.042 {478}	1.000000	0.000000	0.000792	0.002641	OK.	1.000000	0.000000	1	0
	Tl 190.856 {477}	1.000000	0.000000	0.001127	0.003756	OK.	1.000000	0.000000	1	0
	Pb 220.353 {453}	1.000000	0.000000	0.000900	0.003001	OK.	1.000000	0.000000	1	0
	Se 196.090 {472}	1.000000	0.000000	0.001536	0.005121	OK.	1.000000	0.000000	1	0
	Sb 206.833 {463}	1.000000	0.000000	0.000916	0.003054	OK.	1.000000	0.000000	1	0
	Al 396.152 { 85}	1.000000	0.000000	0.007331	0.024436	OK.	1.000000	0.000000	1	0
	Ca 317.933 {106}	1.000000	0.000000	0.001513	0.005045	OK.	1.000000	0.000000	1	0
	Fe 259.940 {130}	1.000000	0.000000	0.001187	0.003957	OK.	1.000000	0.000000	1	0
	Mg 279.079 {121}	1.000000	0.000000	0.011159	0.037198	OK.	1.000000	0.000000	1	0
	K 766.490 { 44}	1.000000	0.000000	0.026912	0.089705	OK.	1.000000	0.000000	1	0
	Na 589.592 { 57}	1.000000	0.000000	0.006465	0.021548	OK.	1.000000	0.000000	1	0
	B 208.959 {462}	1.000000	0.000000	0.000557	0.001857	OK.	1.000000	0.000000	1	0
	Mo 202.030 {467}	1.000000	0.000000	0.000184	0.000615	OK.	1.000000	0.000000	1	0
	Pd 340.458 { 99}	1.000000	0.000000	0.000838	0.002792	OK.	1.000000	0.000000	1	0
	Si 212.412 {459}	1.000000	0.000000	0.000745	0.002483	OK.	1.000000	0.000000	1	0
	Sn 189.989 {478}	1.000000	0.000000	0.000586	0.001953	OK.	1.000000	0.000000	1	0
	Sr 407.771 { 83}	1.000000	0.000000	0.000057	0.000192	OK.	1.000000	0.000000	1	0
	Ti 334.904 {101}	1.000000	0.000000	0.000347	0.001155	OK.	1.000000	0.000000	1	0
	Y 360.073 { 94}*	0.000000	0.000000	-1.000000	-1.000000	Warnin	1.000000	0.000000	1	0
	Y 371.030 { 91}*	0.000000	0.000000	-1.000000	-1.000000	Warnin	1.000000	0.000000	1	0
	Y 224.306 {451}*	0.000000	0.000000	-1.000000	-1.000000	Warnin	1.000000	0.000000	1	0
	In 230.606 {446}*	0.000000	0.000000	-1.000000	-1.000000	Warnin	1.000000	0.000000	1	0
	W 207.911 {462}	1.000000	0.000000	0.000802	0.002674	OK.	1.000000	0.000000	1	0
	Zr 339.198 { 99}	1.000000	0.000000	0.000161	0.000537	OK.	1.000000	0.000000	1	0
	S 182.034 {485}	1.000000	0.000000	0.001513	0.005042	OK.	1.000000	0.000000	1	0
	Bi 223.061 {451}	1.000000	0.000000	0.000953	0.003175	OK.	1.000000	0.000000	1	0
	Li 670.784 { 50}	1.000000	0.000000	0.000918	0.003060	OK.	1.000000	0.000000	1	0

Zoom In ▶ Zoom Out

Sample Name: STDA Acquired: 6/26/2014 12:57:43 Type: Cal
Method: Accutest1(v206) Mode: IR Corr. Factor: 1.000000
User: admin Custom ID1: Custom ID2: Custom ID3:
Comment:

Elem	Ba4554	Be3130	Cd2288	Co2286	Cr2677	Cu3247	Mn2576	Ni2316	Ag3280
Units	Cts/S	Cts/S	Cts/S	Cts/S	Cts/S	Cts/S	Cts/S	Cts/S	Cts/S
Avg	**.0024**	**.0004**	**.0004**	**-.0003**	**.0000**	**.0035**	**.0000**	**-.0001**	**.0000**
Stddev	.0004	.0001	.0001	.0001	.0000	.0000	.0000	.0000	.0000
%RSD	16.15	15.01	19.43	19.92	207.1	.0950	5.666	22.59	2.866
#1	.0022	.0005	.0003	-.0003	.0000	.0035	.0000	-.0002	.0000
#2	.0027	.0004	.0005	-.0004	.0000	.0035	.0000	-.0001	.0000

Elem	V_2924	Zn2062	As1890	Tl1908	Pb2203	Se1960	Sb2068	Al3961	Ca3179
Units	Cts/S	Cts/S	Cts/S	Cts/S	Cts/S	Cts/S	Cts/S	Cts/S	Cts/S
Avg	**.0000**	**.0002**	**.0006**	**-.0002**	**-.0002**	**.0006**	**-.0003**	**.0009**	**.0032**
Stddev	.000	.0000	.0000	.0000	.0001	.0001	.0000	.0005	.0001
%RSD	3.204	31.83	7.031	10.92	48.85	20.02	1.879	51.11	3.182
#1	.0000	.0002	.0006	-.0002	-.0002	.0005	-.0003	.0006	.0033
#2	.0000	.0001	.0005	-.0002	-.0001	.0007	-.0003	.0012	.0032

Elem	Fe2599	Mg2790	K_7664	Na5895	B_2089	Mo2020	Pd3404	Si2124	Sn1899
Units	Cts/S	Cts/S	Cts/S	Cts/S	Cts/S	Cts/S	Cts/S	Cts/S	Cts/S
Avg	**.0001**	**.0001**	**.0019**	**.0039**	**.0007**	**.0017**	**-.0001**	**.0081**	**.0003**
Stddev	.0000	.0000	.0001	.0001	.0000	.0000	.0000	.0000	.0000
%RSD	54.49	16.76	4.002	1.341	.0010	1.657	.2692	.5671	5.775
#1	.0001	.0001	.0020	.0040	.0007	.0017	-.0001	.0081	.0003
#2	.0000	.0001	.0019	.0039	.0007	.0017	-.0001	.0081	.0004

Elem	Sr4077	Ti3349	W_2079	Zr3391	S_1820	Bi2230	Li6707
Units	Cts/S	Cts/S	Cts/S	Cts/S	Cts/S	Cts/S	Cts/S
Avg	**-.0003**	**-.0001**	**.0098**	**.0000**	**.0004**	**-.0010**	**-.0004**
Stddev	.0000	.0000	.0002	.000	.0001	.0002	.0003
%RSD	13.86	20.77	2.200	187.5	32.43	20.40	62.96
#1	-.0003	-.0001	.0100	.0000	.0003	-.0012	-.0006
#2	-.0002	-.0002	.0097	-.0001	.0004	-.0009	-.0002

Int. Std.	Y_3600	Y_3710	Y_2243	In2306
Units	Cts/S	Cts/S	Cts/S	Cts/S
Avg	**104940.**	**13740.**	**1972.1**	**6733.3**
Stddev	387.	34.	6.3	2.8
%RSD	.36832	.24622	.32075	.04128
#1	104670.	13716.	1976.6	6735.3
#2	105210.	13764.	1967.7	6731.4

◀ Zoom In ▶ Zoom Out

Sample Name: STDB Acquired: 6/26/2014 13:03:59 Type: Cal
Method: Accutest1(v206) Mode: IR Corr. Factor: 1.000000
User: admin Custom ID1: Custom ID2: Custom ID3:
Comment:

Elem	Ba4554	Be3130	Cd2288	Co2286	Cr2677	Cu3247	Mn2576	Ni2316	Ag3280
Units	Cts/S	Cts/S	Cts/S	Cts/S	Cts/S	Cts/S	Cts/S	Cts/S	Cts/S
Avg	**12.76**	**12.39**	**4.632**	**1.497**	**.3013**	**1.183**	**.8294**	**1.150**	**.0719**
Stddev	.01	.01	.017	.004	.0010	.001	.0026	.003	.0003
%RSD	.0742	.1033	.3702	.2992	.3445	.1108	.3108	.2788	.3882
#1	12.77	12.40	4.644	1.500	.3006	1.182	.8276	1.152	.0717
#2	12.76	12.38	4.620	1.494	.3021	1.183	.8312	1.148	.0721

Elem	V_2924	Zn2062	As1890	Tl1908	Pb2203	Se1960	Sb2068	Al3961	Ca3179
Units	Cts/S	Cts/S	Cts/S	Cts/S	Cts/S	Cts/S	Cts/S	Cts/S	Cts/S
Avg	**.5992**	**3.671**	**.8537**	**.1643**	**.5227**	**.5002**	**1.135**	**4.249**	**5.230**
Stddev	.0017	.007	.0025	.0005	.0015	.0024	.004	.004	.010
%RSD	.2860	.2042	.2971	.2948	.2784	.4779	.3705	.0945	.1871
#1	.5980	3.676	.8555	.1639	.5237	.5019	1.138	4.246	5.223
#2	.6004	3.666	.8519	.1646	.5216	.4985	1.132	4.251	5.237

Elem	Fe2599	Mg2790	K_7664	Na5895	B_2089	Mo2020	Pd3404	Si2124	Sn1899
Units	Cts/S	Cts/S	Cts/S	Cts/S	Cts/S	Cts/S	Cts/S	Cts/S	Cts/S
Avg	**3.173**	**.4263**	**2.546**	**9.328**	**1.149**	**4.498**	**.2740**	**3.339**	**.6991**
Stddev	.000	.0005	.002	.004	.004	.011	.0007	.013	.0015
%RSD	.0114	.1264	.0852	.0486	.3088	.2329	.2611	.4025	.2075
#1	3.173	.4259	2.544	9.332	1.152	4.505	.2735	3.348	.7001
#2	3.173	.4266	2.547	9.325	1.147	4.490	.2745	3.329	.6980

Elem	Sr4077	Ti3349	W_2079	Zr3391	S_1820	Bi2230	Li6707
Units	Cts/S	Cts/S	Cts/S	Cts/S	Cts/S	Cts/S	Cts/S
Avg	**17.44**	**.6538**	**2.211**	**1.640**	**.3352**	**1.650**	**3.793**
Stddev	.17	.0007	.000	.002	.0005	.007	.005
%RSD	.9733	.1070	.0156	.0904	.1358	.4094	.1212
#1	17.56	.6534	2.211	1.639	.3349	1.655	3.790
#2	17.32	.6543	2.211	1.641	.3355	1.645	3.796

Int. Std.	Y_3600	Y_3710	Y_2243	In2306
Units	Cts/S	Cts/S	Cts/S	Cts/S
Avg	**92973.**	**13293.**	**1800.0**	**5691.5**
Stddev	70.	21.	6.1	17.8
%RSD	.07540	.15948	.33951	.31309
#1	93023.	13308.	1795.7	5678.9
#2	92924.	13278.	1804.4	5704.1

◀ Zoom In ▶ Zoom Out

Sample Name: ccvconf Acquired: 6/26/2014 13:10:07 Type: QC
Method: Accutest1(v206) Mode: CONC Corr. Factor: 1.000000
User: admin Custom ID1: Custom ID2: Custom ID3:
Comment:

Elem	Ba4554	Be3130	Cd2288	Co2286	Cr2677	Cu3247	Mn2576	Ni2316	Ag3280
Units	ppm	ppm	ppm	ppm	ppm	ppm	ppm	ppm	ppm
Avg	**2.008**	**2.036**	**2.004**	**2.009**	**1.997**	**1.976**	**2.045**	**2.030**	**.2455**
Stddev	.004	.002	.000	.003	.004	.001	.004	.002	.0000
%RSD	.1942	.0824	.0096	.1612	.2228	.0442	.1838	.0957	.0059
#1	2.011	2.037	2.004	2.011	2.000	1.977	2.048	2.031	.2454
#2	2.006	2.035	2.004	2.007	1.994	1.976	2.042	2.029	.2455
Check ?	Chk Pass	Chk Pass	Chk Pass	Chk Pass	Chk Pass	Chk Pass	Chk Pass	Chk Pass	Chk Pass
Value									
Range									

Elem	V_2924	Zn2062	As1890	Tl1908	Pb2203	Se1960	Sb2068	Al3961	Ca3179
Units	ppm	ppm	ppm	ppm	ppm	ppm	ppm	ppm	ppm
Avg	**2.005**	**2.047**	**1.981**	**2.069**	**2.034**	**1.986**	**1.982**	**39.75**	**39.90**
Stddev	.000	.004	.001	.006	.001	.005	.006	.18	.09
%RSD	.0086	.1983	.0690	.3165	.0374	.2327	.3044	.4424	.2315
#1	2.006	2.050	1.980	2.064	2.035	1.982	1.986	39.87	39.83
#2	2.005	2.045	1.982	2.073	2.034	1.989	1.978	39.63	39.96
Check ?	Chk Pass	Chk Pass	Chk Pass	Chk Pass	Chk Pass	Chk Pass	Chk Pass	Chk Pass	Chk Pass
Value									
Range									

Elem	Fe2599	Mg2790	K_7664	Na5895	B_2089	Mo2020	Pd3404	Si2124	Sn1899
Units	ppm	ppm	ppm	ppm	ppm	ppm	ppm	ppm	ppm
Avg	**40.48**	**39.58**	**39.80**	**40.14**	**2.008**	**2.026**	**1.964**	**4.963**	**2.043**
Stddev	.05	.17	.13	.16	.002	.003	.001	.005	.001
%RSD	.1306	.4238	.3390	.3908	.1034	.1489	.0295	.1004	.0417
#1	40.45	39.46	39.90	40.25	2.009	2.028	1.963	4.967	2.044
#2	40.52	39.69	39.71	40.03	2.006	2.024	1.964	4.960	2.042
Check ?	Chk Pass	Chk Pass	Chk Pass	Chk Pass	Chk Pass	Chk Pass	Chk Pass	Chk Pass	Chk Pass
Value									
Range									

◀ Zoom In ▶ Zoom Out

Sample Name: ccvconf Acquired: 6/26/2014 13:10:07 Type: QC
Method: Accutest1(v206) Mode: CONC Corr. Factor: 1.000000
User: admin Custom ID1: Custom ID2: Custom ID3:
Comment:

Elem	Sr4077	Ti3349	W_2079	Zr3391	S_1820	Bi2230	Li6707
Units	ppm	ppm	ppm	ppm	ppm	ppm	ppm
Avg	**2.018**	**2.001**	**1.953**	**1.984**	**1.952**	**1.987**	**1.968**
Stddev	.002	.004	.002	.001	.011	.002	.002
%RSD	.0798	.1914	.0798	.0609	.5416	.0851	.1068
#1	2.016	2.004	1.952	1.985	1.944	1.988	1.970
#2	2.019	1.998	1.954	1.984	1.959	1.986	1.967
Check ?	Chk Pass	Chk Pass	Chk Pass	Chk Pass	Chk Pass	Chk Pass	Chk Pass
Value							
Range							

Int. Std.	Y_3600	Y_3710	Y_2243	In2306
Units	Cts/S	Cts/S	Cts/S	Cts/S
Avg	**96558.**	**13422.**	**1872.3**	**5965.6**
Stddev	3.	13.	.2	2.4
%RSD	.00288	.09953	.01329	.04072
#1	96556.	13432.	1872.1	5963.8
#2	96560.	13413.	1872.5	5967.3

Zoom In Zoom Out

Sample Name: ccbconf Acquired: 6/26/2014 13:16:09 Type: QC
Method: Accutest1(v206) Mode: CONC Corr. Factor: 1.000000
User: admin Custom ID1: Custom ID2: Custom ID3:
Comment:

Elem	Ba4554	Be3130	Cd2288	Co2286	Cr2677	Cu3247	Mn2576	Ni2316	Ag3280
Units	ppm	ppm	ppm	ppm	ppm	ppm	ppm	ppm	ppm
Avg	**.0001**	**.0000**	**-.0001**	**.0000**	**-.0001**	**-.0002**	**.0000**	**-.0001**	**-.0001**
Stddev	.0000	.000	.0001	.000	.0001	.0000	.000	.0001	.0000
%RSD	22.35	149.0	84.66	1203.	207.5	13.78	73.97	118.2	41.01
#1	.0001	.0000	-.0001	.0001	.0000	-.0002	.0000	-.0001	-.0001
#2	.0001	.0000	.0000	-.0001	-.0001	-.0002	.0000	.0000	-.0002
Check ?	Chk Pass	Chk Pass	Chk Pass	Chk Pass	Chk Pass	Chk Pass	Chk Pass	Chk Pass	Chk Pass
High Limit									
Low Limit									

Elem	V_2924	Zn2062	As1890	Tl1908	Pb2203	Se1960	Sb2068	Al3961	Ca3179
Units	ppm	ppm	ppm	ppm	ppm	ppm	ppm	ppm	ppm
Avg	**-.0001**	**.0001**	**.0010**	**.0007**	**-.0010**	**-.0002**	**.0005**	**-.0081**	**-.0002**
Stddev	.0002	.0001	.0001	.0010	.0010	.0003	.0001	.0027	.0002
%RSD	162.8	99.36	11.48	137.0	105.9	122.1	20.93	33.30	146.3
#1	-.0003	.0000	.0011	.0000	-.0017	-.0004	.0005	-.0062	-.0003
#2	.0000	.0002	.0009	.0014	-.0002	.0000	.0004	-.0100	.0000
Check ?	Chk Pass	Chk Pass	Chk Pass	Chk Pass	Chk Pass	Chk Pass	Chk Pass	Chk Pass	Chk Pass
High Limit									
Low Limit									

Elem	Fe2599	Mg2790	K_7664	Na5895	B_2089	Mo2020	Pd3404	Si2124	Sn1899
Units	ppm	ppm	ppm	ppm	ppm	ppm	ppm	ppm	ppm
Avg	**.0004**	**-.0065**	**.0378**	**.0060**	**.0025**	F **.0022**	**.0008**	**.0007**	**.0013**
Stddev	.0008	.0113	.0016	.0052	.0003	.0005	.0004	.0004	.0007
%RSD	199.9	174.6	4.318	87.54	12.44	23.00	44.54	57.59	56.18
#1	.0010	.0015	.0390	.0096	.0027	.0026	.0011	.0009	.0008
#2	-.0002	-.0144	.0367	.0023	.0023	.0019	.0006	.0004	.0017
Check ?	Chk Pass	Chk Pass	Chk Pass	Chk Pass	Chk Pass	Chk Fail	Chk Pass	Chk Pass	Chk Pass
High Limit						.0020			
Low Limit						-.0020			

Zoom In Zoom Out

Sample Name: ccbconf Acquired: 6/26/2014 13:16:09 Type: QC
Method: Accutest1(v206) Mode: CONC Corr. Factor: 1.000000
User: admin Custom ID1: Custom ID2: Custom ID3:
Comment:

Elem	Sr4077	Ti3349	W_2079	Zr3391	S_1820	Bi2230	Li6707
Units	ppm	ppm	ppm	ppm	ppm	ppm	ppm
Avg	**.0001**	**.0003**	F **.0144**	**.0005**	**-.0003**	**-.0003**	**-.0001**
Stddev	.0000	.0002	.0027	.0001	.0004	.0006	.0008
%RSD	21.04	48.98	18.62	22.96	123.0	225.6	969.0
#1	.0001	.0002	.0163	.0004	-.0006	-.0007	.0005
#2	.0001	.0005	.0125	.0006	.0000	.0001	-.0007
Check ?	Chk Pass	Chk Pass	Chk Fail	Chk Pass	Chk Pass	Chk Pass	Chk Pass
High Limit			.0123				
Low Limit			-.0123				

Int. Std.	Y_3600	Y_3710	Y_2243	In2306
Units	Cts/S	Cts/S	Cts/S	Cts/S
Avg	**103930.**	**13603.**	**1969.7**	**6707.6**
Stddev	435.	32.	5.3	25.6
%RSD	.41898	.23846	.27060	.38124
#1	103620.	13626.	1965.9	6689.6
#2	104240.	13580.	1973.5	6725.7

Zoom In Zoom Out

Sample Name: icv Acquired: 6/26/2014 13:22:29 Type: QC
Method: Accutest1(v206) Mode: CONC Corr. Factor: 1.000000
User: admin Custom ID1: Custom ID2: Custom ID3:
Comment:

Elem	Ba4554	Be3130	Cd2288	Co2286	Cr2677	Cu3247	Mn2576	Ni2316	Ag3280
Units	ppm	ppm	ppm	ppm	ppm	ppm	ppm	ppm	ppm
Avg	**1.954**	**1.980**	**1.990**	**1.993**	**1.960**	**1.919**	**2.000**	**2.013**	**.2397**
Stddev	.002	.003	.019	.020	.007	.001	.006	.021	.0002
%RSD	.1002	.1666	.9628	.9958	.3594	.0698	.2993	1.044	.0813
#1	1.953	1.983	1.977	1.979	1.955	1.920	1.996	1.998	.2396
#2	1.955	1.978	2.004	2.007	1.965	1.918	2.004	2.027	.2399
Check ?	Chk Pass	Chk Pass	Chk Pass	Chk Pass	Chk Pass	Chk Pass	Chk Pass	Chk Pass	Chk Pass
Value									
Range									

Elem	V_2924	Zn2062	As1890	Tl1908	Pb2203	Se1960	Sb2068	Al3961	Ca3179
Units	ppm	ppm	ppm	ppm	ppm	ppm	ppm	ppm	ppm
Avg	**1.955**	**2.031**	**1.963**	**2.041**	**2.014**	**1.967**	**1.964**	**38.50**	**39.23**
Stddev	.004	.022	.018	.025	.019	.019	.016	.03	.19
%RSD	.1818	1.078	.9383	1.248	.9223	.9699	.7973	.0861	.4919
#1	1.953	2.015	1.950	2.023	2.001	1.954	1.953	38.52	39.37
#2	1.958	2.046	1.976	2.059	2.027	1.981	1.975	38.48	39.09
Check ?	Chk Pass	Chk Pass	Chk Pass	Chk Pass	Chk Pass	Chk Pass	Chk Pass	Chk Pass	Chk Pass
Value									
Range									

Elem	Fe2599	Mg2790	K_7664	Na5895	B_2089	Mo2020	Pd3404	Si2124	Sn1899
Units	ppm	ppm	ppm	ppm	ppm	ppm	ppm	ppm	ppm
Avg	**39.56**	**38.80**	**38.79**	**38.92**	**1.990**	**2.003**	**1.913**	**4.917**	**2.030**
Stddev	.12	.10	.07	.01	.022	.021	.001	.046	.015
%RSD	.2921	.2484	.1852	.0178	1.097	1.053	.0486	.9399	.7158
#1	39.64	38.87	38.84	38.92	1.975	1.988	1.914	4.884	2.019
#2	39.48	38.74	38.74	38.93	2.006	2.018	1.913	4.949	2.040
Check ?	Chk Pass	Chk Pass	Chk Pass	Chk Pass	Chk Pass	Chk Pass	Chk Pass	Chk Pass	Chk Pass
Value									
Range									

Zoom In Zoom Out

Sample Name: icv Acquired: 6/26/2014 13:22:29 Type: QC
Method: Accutest1(v206) Mode: CONC Corr. Factor: 1.000000
User: admin Custom ID1: Custom ID2: Custom ID3:
Comment:

Elem	Sr4077	Ti3349	W_2079	Zr3391	S_1820	Bi2230	Li6707
Units	ppm	ppm	ppm	ppm	ppm	ppm	ppm
Avg	**1.978**	**1.957**	**1.919**	**1.941**	**1.927**	**1.972**	**1.927**
Stddev	.001	.003	.024	.003	.019	.017	.005
%RSD	.0631	.1488	1.227	.1594	.9634	.8645	.2563
#1	1.979	1.954	1.902	1.938	1.914	1.960	1.923
#2	1.977	1.959	1.936	1.943	1.940	1.984	1.930
Check ?	Chk Pass	Chk Pass	Chk Pass	Chk Pass	Chk Pass	Chk Pass	Chk Pass
Value							
Range							

Int. Std.	Y_3600	Y_3710	Y_2243	In2306
Units	Cts/S	Cts/S	Cts/S	Cts/S
Avg	**98747.**	**13708.**	**1887.2**	**6020.3**
Stddev	397.	78.	15.0	47.9
%RSD	.40236	.57169	.79242	.79499
#1	99028.	13652.	1897.8	6054.1
#2	98466.	13763.	1876.7	5986.4

Zoom In Zoom Out

Sample Name: icb Acquired: 6/26/2014 13:28:32 Type: QC
Method: Accutest1(v206) Mode: CONC Corr. Factor: 1.000000
User: admin Custom ID1: Custom ID2: Custom ID3:
Comment:

Elem	Ba4554	Be3130	Cd2288	Co2286	Cr2677	Cu3247	Mn2576	Ni2316	Ag3280
Units	ppm	ppm	ppm	ppm	ppm	ppm	ppm	ppm	ppm
Avg	**.0001**	**.0001**	**.0002**	**.0002**	**.0001**	**.0000**	**.0001**	**-.0002**	**.0000**
Stddev	.0001	.0000	.0000	.0003	.0001	.0001	.0000	.0001	.000
%RSD	50.38	10.70	18.14	121.5	165.3	1277.	44.84	62.24	4688.
#1	.0001	.0001	.0002	.0000	.0000	.0000	.0001	-.0002	-.0001
#2	.0002	.0001	.0001	.0004	.0001	.0001	.0001	-.0001	.0001
Check ?	Chk Pass	Chk Pass	Chk Pass	Chk Pass	Chk Pass	Chk Pass	Chk Pass	Chk Pass	Chk Pass
High Limit									
Low Limit									

Elem	V_2924	Zn2062	As1890	Tl1908	Pb2203	Se1960	Sb2068	Al3961	Ca3179
Units	ppm	ppm	ppm	ppm	ppm	ppm	ppm	ppm	ppm
Avg	**.0002**	**.0001**	**.0002**	**.0000**	**-.0004**	**-.0001**	**.0007**	**.0008**	**.0024**
Stddev	.0001	.0001	.0005	.0001	.0005	.0004	.0006	.0097	.0003
%RSD	76.27	95.09	302.3	730.0	108.3	417.3	96.59	1190.	12.87
#1	.0003	.0000	-.0002	.0000	-.0008	.0002	.0011	.0077	.0022
#2	.0001	.0002	.0006	.0000	-.0001	-.0004	.0002	-.0060	.0026
Check ?	Chk Pass	Chk Pass	Chk Pass	Chk Pass	Chk Pass	Chk Pass	Chk Pass	Chk Pass	Chk Pass
High Limit									
Low Limit									

Elem	Fe2599	Mg2790	K_7664	Na5895	B_2089	Mo2020	Pd3404	Si2124	Sn1899
Units	ppm	ppm	ppm	ppm	ppm	ppm	ppm	ppm	ppm
Avg	**.0013**	**-.0177**	**.0158**	**.0015**	**.0016**	F **.0020**	**.0005**	**.0004**	**.0007**
Stddev	.0012	.0176	.0176	.0041	.0006	.0005	.0009	.0002	.0005
%RSD	93.05	99.35	111.2	262.6	35.74	23.16	165.6	64.85	66.76
#1	.0004	-.0053	.0283	-.0013	.0020	.0024	.0012	.0005	.0010
#2	.0022	-.0301	.0034	.0044	.0012	.0017	-.0001	.0002	.0004
Check ?	Chk Pass	Chk Pass	Chk Pass	Chk Pass	Chk Pass	Chk Fail	Chk Pass	Chk Pass	Chk Pass
High Limit						.0020			
Low Limit						-.0020			

Zoom In Zoom Out

Sample Name: icb Acquired: 6/26/2014 13:28:32 Type: QC
Method: Accutest1(v206) Mode: CONC Corr. Factor: 1.000000
User: admin Custom ID1: Custom ID2: Custom ID3:
Comment:

Elem	Sr4077	Ti3349	W_2079	Zr3391	S_1820	Bi2230	Li6707
Units	ppm	ppm	ppm	ppm	ppm	ppm	ppm
Avg	**.0001**	**.0004**	**.0120**	**.0005**	**.0006**	**.0004**	**-.0001**
Stddev	.0000	.0003	.0010	.0001	.0003	.0000	.0002
%RSD	3.027	85.05	8.321	13.06	56.23	10.90	152.7
#1	.0001	.0002	.0128	.0005	.0003	.0004	.0000
#2	.0001	.0006	.0113	.0004	.0008	.0004	-.0002
Check ?	Chk Pass	Chk Pass	Chk Pass	Chk Pass	Chk Pass	Chk Pass	Chk Pass
High Limit							
Low Limit							

Int. Std.	Y_3600	Y_3710	Y_2243	In2306
Units	Cts/S	Cts/S	Cts/S	Cts/S
Avg	**104850.**	**13842.**	**1977.1**	**6714.1**
Stddev	22.	104.	7.1	14.3
%RSD	.02062	.74864	.35865	.21237
#1	104860.	13915.	1982.1	6724.1
#2	104830.	13768.	1972.1	6704.0

Zoom In Zoom Out

Sample Name: ccv Acquired: 6/26/2014 13:34:52 Type: QC
Method: Accutest1(v206) Mode: CONC Corr. Factor: 1.000000
User: admin Custom ID1: Custom ID2: Custom ID3:
Comment:

Elem	Ba4554	Be3130	Cd2288	Co2286	Cr2677	Cu3247	Mn2576	Ni2316	Ag3280
Units	ppm	ppm	ppm	ppm	ppm	ppm	ppm	ppm	ppm
Avg	**2.009**	**2.033**	**2.037**	**2.036**	**2.022**	**1.982**	**2.064**	**2.057**	**.2473**
Stddev	.004	.004	.002	.003	.001	.005	.001	.002	.0000
%RSD	.1966	.1824	.0776	.1427	.0490	.2498	.0665	.1021	.0170
#1	2.011	2.030	2.036	2.034	2.023	1.986	2.063	2.055	.2473
#2	2.006	2.036	2.038	2.038	2.021	1.979	2.065	2.058	.2472
Check ?	Chk Pass	Chk Pass	Chk Pass	Chk Pass	Chk Pass	Chk Pass	Chk Pass	Chk Pass	Chk Pass
Value									
Range									

Elem	V_2924	Zn2062	As1890	Tl1908	Pb2203	Se1960	Sb2068	Al3961	Ca3179
Units	ppm	ppm	ppm	ppm	ppm	ppm	ppm	ppm	ppm
Avg	**2.019**	**2.079**	**2.010**	**2.085**	**2.059**	**2.015**	**2.014**	**40.07**	**40.23**
Stddev	.001	.003	.003	.010	.005	.004	.001	.06	.17
%RSD	.0448	.1544	.1311	.4936	.2490	.2032	.0366	.1463	.4349
#1	2.020	2.077	2.008	2.078	2.056	2.012	2.013	40.12	40.11
#2	2.018	2.081	2.012	2.092	2.063	2.018	2.014	40.03	40.35
Check ?	Chk Pass	Chk Pass	Chk Pass	Chk Pass	Chk Pass	Chk Pass	Chk Pass	Chk Pass	Chk Pass
Value									
Range									

Elem	Fe2599	Mg2790	K_7664	Na5895	B_2089	Mo2020	Pd3404	Si2124	Sn1899
Units	ppm	ppm	ppm	ppm	ppm	ppm	ppm	ppm	ppm
Avg	**40.53**	**39.76**	**39.83**	**40.13**	**2.037**	**2.052**	**1.976**	**5.032**	**2.078**
Stddev	.10	.17	.03	.04	.004	.004	.003	.001	.005
%RSD	.2442	.4254	.0648	.0987	.1968	.2206	.1329	.0174	.2378
#1	40.46	39.64	39.81	40.15	2.034	2.049	1.978	5.031	2.074
#2	40.60	39.88	39.85	40.10	2.039	2.055	1.974	5.032	2.081
Check ?	Chk Pass	Chk Pass	Chk Pass	Chk Pass	Chk Pass	Chk Pass	Chk Pass	Chk Pass	Chk Pass
Value									
Range									

Zoom In Zoom Out

Sample Name: ccv Acquired: 6/26/2014 13:34:52 Type: QC
Method: Accutest1(v206) Mode: CONC Corr. Factor: 1.000000
User: admin Custom ID1: Custom ID2: Custom ID3:
Comment:

Elem	Sr4077	Ti3349	W_2079	Zr3391	S_1820	Bi2230	Li6707
Units	ppm	ppm	ppm	ppm	ppm	ppm	ppm
Avg	**2.028**	**2.021**	**1.969**	**2.006**	**1.977**	**2.019**	**1.983**
Stddev	.002	.001	.005	.001	.004	.000	.000
%RSD	.0819	.0700	.2640	.0463	.2173	.0214	.0225
#1	2.027	2.020	1.966	2.007	1.974	2.019	1.983
#2	2.029	2.022	1.973	2.005	1.980	2.018	1.984
Check ?	Chk Pass	Chk Pass	Chk Pass	Chk Pass	Chk Pass	Chk Pass	Chk Pass
Value							
Range							

Int. Std.	Y_3600	Y_3710	Y_2243	In2306
Units	Cts/S	Cts/S	Cts/S	Cts/S
Avg	**95866.**	**13423.**	**1847.7**	**5902.1**
Stddev	48.	62.	2.2	3.1
%RSD	.05036	.46173	.11914	.05325
#1	95901.	13467.	1846.2	5899.9
#2	95832.	13380.	1849.3	5904.3

Zoom In Zoom Out

Sample Name: ccb Acquired: 6/26/2014 13:40:55 Type: QC
Method: Accutest1(v206) Mode: CONC Corr. Factor: 1.000000
User: admin Custom ID1: Custom ID2: Custom ID3:
Comment:

Elem	Ba4554	Be3130	Cd2288	Co2286	Cr2677	Cu3247	Mn2576	Ni2316	Ag3280
Units	ppm	ppm	ppm	ppm	ppm	ppm	ppm	ppm	ppm
Avg	**.0002**	**.0001**	**.0003**	**-.0001**	**.0003**	**.0002**	**.0002**	**-.0001**	**.0001**
Stddev	.0002	.0000	.0001	.0001	.0001	.0001	.0000	.0000	.0002
%RSD	116.5	10.33	46.72	85.48	32.34	23.93	5.616	57.90	223.5
#1	.0000	.0002	.0003	.0000	.0002	.0003	.0002	.0000	.0003
#2	.0003	.0001	.0002	-.0001	.0003	.0002	.0002	-.0001	-.0001
Check ?	Chk Pass	Chk Pass	Chk Pass	Chk Pass	Chk Pass	Chk Pass	Chk Pass	Chk Pass	Chk Pass
High Limit									
Low Limit									

Elem	V_2924	Zn2062	As1890	Tl1908	Pb2203	Se1960	Sb2068	Al3961	Ca3179
Units	ppm	ppm	ppm	ppm	ppm	ppm	ppm	ppm	ppm
Avg	**.0000**	**.0003**	**.0004**	**-.0004**	**-.0008**	**.0004**	**.0001**	**-.0016**	**.0029**
Stddev	.000	.0001	.0004	.0006	.0001	.0003	.0009	.0047	.0006
%RSD	1974.	31.78	104.7	173.4	16.11	76.48	1100.	298.6	19.67
#1	.0001	.0002	.0007	.0001	-.0009	.0002	.0008	.0017	.0025
#2	-.0002	.0003	.0001	-.0008	-.0008	.0006	-.0006	-.0049	.0033
Check ?	Chk Pass	Chk Pass	Chk Pass	Chk Pass	Chk Pass	Chk Pass	Chk Pass	Chk Pass	Chk Pass
High Limit									
Low Limit									

Elem	Fe2599	Mg2790	K_7664	Na5895	B_2089	Mo2020	Pd3404	Si2124	Sn1899
Units	ppm	ppm	ppm	ppm	ppm	ppm	ppm	ppm	ppm
Avg	**.0045**	**-.0060**	**.0251**	**.0047**	**.0019**	F **.0021**	**.0003**	**.0013**	**.0007**
Stddev	.0015	.0048	.0202	.0017	.0001	.0004	.0006	.0004	.0005
%RSD	32.21	80.40	80.42	35.06	7.216	21.08	190.1	32.95	68.68
#1	.0055	-.0026	.0108	.0036	.0020	.0024	.0007	.0016	.0010
#2	.0035	-.0094	.0394	.0059	.0018	.0018	-.0001	.0010	.0003
Check ?	Chk Pass	Chk Pass	Chk Pass	Chk Pass	Chk Pass	Chk Fail	Chk Pass	Chk Pass	Chk Pass
High Limit						.0020			
Low Limit						-.0020			

Zoom In Zoom Out

Sample Name: ccb Acquired: 6/26/2014 13:40:55 Type: QC
Method: Accutest1(v206) Mode: CONC Corr. Factor: 1.000000
User: admin Custom ID1: Custom ID2: Custom ID3:
Comment:

Elem	Sr4077	Ti3349	W_2079	Zr3391	S_1820	Bi2230	Li6707
Units	ppm	ppm	ppm	ppm	ppm	ppm	ppm
Avg	**.0002**	**.0005**	F **.0134**	**.0005**	**.0013**	**-.0001**	**.0002**
Stddev	.0000	.0002	.0020	.0001	.0016	.0001	.0003
%RSD	7.607	39.58	15.17	17.60	121.3	155.6	141.4
#1	.0002	.0007	.0148	.0005	.0025	-.0002	.0000
#2	.0002	.0004	.0120	.0004	.0002	.0000	.0005
Check ?	Chk Pass	Chk Pass	Chk Fail	Chk Pass	Chk Pass	Chk Pass	Chk Pass
High Limit			.0123				
Low Limit			-.0123				

Int. Std.	Y_3600	Y_3710	Y_2243	In2306
Units	Cts/S	Cts/S	Cts/S	Cts/S
Avg	**103640.**	**13614.**	**1931.8**	**6592.8**
Stddev	339.	40.	6.3	13.9
%RSD	.32727	.29039	.32756	.21149
#1	103400.	13642.	1936.3	6602.7
#2	103880.	13587.	1927.4	6583.0

Zoom In Zoom Out

Sample Name: cri Acquired: 6/26/2014 13:47:14 Type: QC
Method: Accutest1(v206) Mode: CONC Corr. Factor: 1.000000
User: admin Custom ID1: Custom ID2: Custom ID3:
Comment:

Elem	Ba4554	Be3130	Cd2288	Co2286	Cr2677	Cu3247	Mn2576	Ni2316	Ag3280
Units	ppm	ppm	ppm	ppm	ppm	ppm	ppm	ppm	ppm
Avg	**.2039**	**.0022**	**.0030**	**.0513**	**.0110**	**.0098**	**.0162**	**.0101**	**.0051**
Stddev	.0003	.0000	.0001	.0001	.0000	.0001	.0001	.0002	.0000
%RSD	.1662	2.048	3.806	.1904	.2275	.9241	.3724	1.608	.5077
#1	.2037	.0023	.0031	.0512	.0109	.0098	.0162	.0102	.0051
#2	.2042	.0022	.0029	.0513	.0110	.0097	.0162	.0100	.0051
Check ?	Chk Pass	Chk Pass	Chk Pass	Chk Pass	Chk Pass	Chk Pass	Chk Pass	Chk Pass	Chk Pass
Value									
Range									

Elem	V_2924	Zn2062	As1890	Tl1908	Pb2203	Se1960	Sb2068	Al3961	Ca3179
Units	ppm	ppm	ppm	ppm	ppm	ppm	ppm	ppm	ppm
Avg	**.0533**	**.0240**	**.0087**	**.0100**	**.0028**	**.0121**	**.0067**	**.1918**	**5.051**
Stddev	.0003	.0000	.0006	.0024	.0001	.0008	.0005	.0033	.002
%RSD	.5139	.0552	6.938	23.71	3.977	6.926	6.988	1.718	.0308
#1	.0531	.0240	.0091	.0083	.0027	.0127	.0070	.1894	5.050
#2	.0535	.0240	.0083	.0116	.0029	.0115	.0063	.1941	5.052
Check ?	Chk Pass	Chk Pass	Chk Pass	Chk Pass	Chk Pass	Chk Pass	Chk Pass	Chk Pass	Chk Pass
Value									
Range									

Elem	Fe2599	Mg2790	K_7664	Na5895	B_2089	Mo2020	Pd3404	Si2124	Sn1899
Units	ppm	ppm	ppm	ppm	ppm	ppm	ppm	ppm	ppm
Avg	**.1050**	**5.079**	**4.974**	**5.011**	**.1056**	**.0220**	**.0548**	**.2050**	**.0122**
Stddev	.0006	.011	.025	.017	.0002	.0004	.0001	.0003	.0009
%RSD	.6057	.2180	.5039	.3421	.2058	1.908	.0949	.1440	7.374
#1	.1045	5.087	4.956	4.999	.1058	.0223	.0549	.2052	.0116
#2	.1054	5.071	4.991	5.023	.1055	.0217	.0548	.2047	.0129
Check ?	Chk Pass	Chk Pass	Chk Pass	Chk Pass	Chk Pass	Chk Pass	Chk Pass	Chk Pass	Chk Pass
Value									
Range									

Zoom In Zoom Out

Sample Name: cri Acquired: 6/26/2014 13:47:14 Type: QC
Method: Accutest1(v206) Mode: CONC Corr. Factor: 1.000000
User: admin Custom ID1: Custom ID2: Custom ID3:
Comment:

Elem	Sr4077	Ti3349	W_2079	Zr3391	S_1820	Bi2230	Li6707
Units	ppm	ppm	ppm	ppm	ppm	ppm	ppm
Avg	**.0106**	**.0112**	**.0556**	**.0113**	**.0481**	**.0220**	**.0204**
Stddev	.0000	.0000	.0008	.0002	.0001	.0003	.0004
%RSD	.2374	.1741	1.384	1.682	.2011	1.478	2.075
#1	.0107	.0112	.0562	.0115	.0480	.0223	.0201
#2	.0106	.0111	.0551	.0112	.0482	.0218	.0207
Check ?	Chk Pass	Chk Pass	Chk Pass	Chk Pass	Chk Pass	Chk Pass	Chk Pass
Value							
Range							

Int. Std.	Y_3600	Y_3710	Y_2243	In2306
Units	Cts/S	Cts/S	Cts/S	Cts/S
Avg	**102090.**	**13543.**	**1925.5**	**6475.6**
Stddev	173.	35.	3.0	5.0
%RSD	.16969	.25528	.15493	.07663
#1	101970.	13568.	1923.4	6472.1
#2	102210.	13519.	1927.6	6479.1

Zoom In Zoom Out

Sample Name: crid Acquired: 6/26/2014 13:53:29 Type: QC
Method: Accutest1(v206) Mode: CONC Corr. Factor: 1.000000
User: admin Custom ID1: Custom ID2: Custom ID3:
Comment:

Elem	Ba4554	Be3130	Cd2288	Co2286	Cr2677	Cu3247	Mn2576	Ni2316	Ag3280
Units	ppm	ppm	ppm	ppm	ppm	ppm	ppm	ppm	ppm
Avg	**.0041**	**.0010**	**.0011**	**.0031**	**.0020**	**.0018**	**.0032**	**.0041**	**.0009**
Stddev	.0001	.0000	.0000	.0002	.0000	.0001	.0001	.0000	.0002
%RSD	1.638	1.319	2.179	7.021	1.067	3.637	2.272	1.099	21.46
#1	.0041	.0010	.0011	.0030	.0020	.0019	.0032	.0040	.0008
#2	.0040	.0010	.0012	.0033	.0020	.0018	.0033	.0041	.0011
Check ?	Chk Pass	Chk Pass	Chk Pass	Chk Pass	Chk Pass	Chk Pass	Chk Pass	Chk Pass	Chk Pass
Value									
Range									

Elem	V_2924	Zn2062	As1890	Tl1908	Pb2203	Se1960	Sb2068	Al3961	Ca3179
Units	ppm	ppm	ppm	ppm	ppm	ppm	ppm	ppm	ppm
Avg	**.0018**	**.0116**	**.0031**	**.0019**	**.0027**	**.0043**	**.0039**	**.0916**	**1.007**
Stddev	.0001	.0000	.0005	.0001	.0002	.0015	.0002	.0027	.001
%RSD	8.043	.2089	16.28	2.841	6.587	33.99	6.024	2.927	.1112
#1	.0017	.0116	.0034	.0018	.0028	.0032	.0040	.0935	1.007
#2	.0019	.0116	.0027	.0019	.0025	.0053	.0037	.0897	1.006
Check ?	Chk Pass	Chk Pass	Chk Pass	Chk Pass	Chk Pass	Chk Pass	Chk Pass	Chk Pass	Chk Pass
Value									
Range									

Elem	Fe2599	Mg2790	K_7664	Na5895	B_2089	Mo2020	Pd3404	Si2124	Sn1899
Units	ppm	ppm	ppm	ppm	ppm	ppm	ppm	ppm	ppm
Avg	**.0011**	**.0721**	**2.039**	**1.004**	**.0103**	**.0000**	**.0006**	**-.0011**	**.0009**
Stddev	.0004	.0023	.017	.005	.0002	.000	.0001	.0001	.0003
%RSD	39.88	3.175	.8206	.4771	1.987	168.1	14.73	8.949	33.54
#1	.0014	.0705	2.051	1.001	.0105	-.0001	.0007	-.0012	.0007
#2	.0008	.0737	2.027	1.007	.0102	.0000	.0006	-.0010	.0012
Check ?	None	Chk Pass	Chk Pass	Chk Pass	Chk Pass	None	None	None	None
Value									
Range									

Zoom In Zoom Out

Sample Name: crid Acquired: 6/26/2014 13:53:29 Type: QC
Method: Accutest1(v206) Mode: CONC Corr. Factor: 1.000000
User: admin Custom ID1: Custom ID2: Custom ID3:
Comment:

Elem	Sr4077	Ti3349	W_2079	Zr3391	S_1820	Bi2230	Li6707
Units	ppm	ppm	ppm	ppm	ppm	ppm	ppm
Avg	**.0000**	**.0002**	**-.0008**	**-.0002**	**-.0007**	**.0003**	**-.0005**
Stddev	.000	.0001	.0011	.0001	.0027	.0007	.0002
%RSD	100.1	50.03	131.7	38.39	394.0	275.3	45.53
#1	.0000	.0001	-.0001	-.0002	.0012	.0008	-.0004
#2	.0000	.0002	-.0016	-.0001	-.0026	-.0003	-.0007
Check ?	None	None	None	None	None	None	None
Value							
Range							

Int. Std.	Y_3600	Y_3710	Y_2243	In2306
Units	Cts/S	Cts/S	Cts/S	Cts/S
Avg	**103210.**	**13567.**	**1947.7**	**6601.6**
Stddev	169.	27.	1.5	.6
%RSD	.16371	.19850	.07921	.00947
#1	103090.	13548.	1948.8	6602.1
#2	103330.	13586.	1946.6	6601.2

Zoom In Zoom Out

Sample Name: cria Acquired: 6/26/2014 13:59:49 Type: QC
Method: Accutest1(v206) Mode: CONC Corr. Factor: 1.000000
User: admin Custom ID1: Custom ID2: Custom ID3:
Comment:

Elem	Ba4554	Be3130	Cd2288	Co2286	Cr2677	Cu3247	Mn2576	Ni2316	Ag3280
Units	ppm	ppm	ppm	ppm	ppm	ppm	ppm	ppm	ppm
Avg	**.0001**	**.0000**	**.0001**	**-.0001**	**.0002**	**-.0002**	**.0000**	**.0000**	**-.0002**
Stddev	.0002	.000	.0000	.0001	.0002	.0000	.000	.0001	.0004
%RSD	294.0	177.3	54.47	94.73	109.3	12.10	739.4	359.6	181.8
#1	.0002	-.0001	.0000	.0000	.0003	-.0001	.0000	.0000	-.0005
#2	-.0001	.0000	.0001	-.0001	.0000	-.0002	.0000	.0001	.0001
Check ?	None	None	None	None	None	None	None	None	None
Value									
Range									

Elem	V_2924	Zn2062	As1890	Tl1908	Pb2203	Se1960	Sb2068	Al3961	Ca3179
Units	ppm	ppm	ppm	ppm	ppm	ppm	ppm	ppm	ppm
Avg	**-.0001**	**.0011**	**.0204**	**.0010**	**.0206**	**.0209**	**.0210**	**.4853**	**.0015**
Stddev	.0002	.0000	.0002	.0009	.0002	.0006	.0001	.0037	.0006
%RSD	217.9	3.266	.7505	82.06	1.005	2.861	.2744	.7677	36.66
#1	-.0002	.0011	.0205	.0004	.0207	.0204	.0209	.4880	.0011
#2	.0000	.0011	.0203	.0016	.0204	.0213	.0210	.4827	.0019
Check ?	None	None	Chk Pass	None	Chk Pass	Chk Pass	Chk Pass	Chk Pass	None
Value									
Range									

Elem	Fe2599	Mg2790	K_7664	Na5895	B_2089	Mo2020	Pd3404	Si2124	Sn1899
Units	ppm	ppm	ppm	ppm	ppm	ppm	ppm	ppm	ppm
Avg	**.5224**	**-.0051**	**-.0127**	**-.0006**	**-.0001**	**-.0002**	**.0000**	**-.0013**	**.0003**
Stddev	.0004	.0111	.0047	.0019	.0007	.0001	.0002	.0000	.0000
%RSD	.0720	215.7	36.94	310.2	651.2	48.93	8819.	1.747	9.475
#1	.5227	-.0129	-.0094	.0007	.0004	-.0002	.0001	-.0013	.0003
#2	.5222	.0027	-.0160	-.0019	-.0006	-.0001	-.0001	-.0013	.0004
Check ?	Chk Pass	None	None	None	None	None	None	None	None
Value									
Range									

Zoom In Zoom Out

Sample Name: cria Acquired: 6/26/2014 13:59:49 Type: QC
Method: Accutest1(v206) Mode: CONC Corr. Factor: 1.000000
User: admin Custom ID1: Custom ID2: Custom ID3:
Comment:

Elem	Sr4077	Ti3349	W_2079	Zr3391	S_1820	Bi2230	Li6707
Units	ppm	ppm	ppm	ppm	ppm	ppm	ppm
Avg	**.0001**	**.0002**	**-.0028**	**-.0003**	**-.0001**	**-.0001**	**-.0004**
Stddev	.0000	.0002	.0003	.0001	.0009	.0003	.0003
%RSD	21.81	108.4	10.62	27.74	834.2	385.7	72.30
#1	.0000	.0000	-.0026	-.0002	.0006	.0001	-.0006
#2	.0001	.0003	-.0030	-.0003	-.0008	-.0003	-.0002
Check ?	None	None	None	None	None	None	None
Value							
Range							

Int. Std.	Y_3600	Y_3710	Y_2243	In2306
Units	Cts/S	Cts/S	Cts/S	Cts/S
Avg	**104420.**	**13813.**	**1970.9**	**6670.1**
Stddev	77.	27.	2.8	12.2
%RSD	.07393	.19373	.14286	.18345
#1	104480.	13794.	1972.9	6678.7
#2	104370.	13832.	1968.9	6661.4

Zoom In Zoom Out

Sample Name: icsa Acquired: 6/26/2014 14:06:09 Type: QC
Method: Accutest1(v206) Mode: CONC Corr. Factor: 1.000000
User: admin Custom ID1: Custom ID2: Custom ID3:
Comment:

Elem	Ba4554	Be3130	Cd2288	Co2286	Cr2677	Cu3247	Mn2576	Ni2316
Units	ppm	ppm	ppm	ppm	ppm	ppm	ppm	ppm
Avg	**-.0009**	**.0000**	**.0014**	**.0004**	**.0008**	**.0050**	**.0016**	**-.0043**
Stddev	.0000	.000	.0003	.0006	.0002	.0001	.0000	.0007
%RSD	1.316	552.2	19.93	134.8	24.89	1.695	2.548	15.76
#1	-.0009	.0000	.0012	.0008	.0009	.0051	.0016	-.0038
#2	-.0009	-.0001	.0016	.0000	.0007	.0050	.0016	-.0047
Check ?	Chk Pass	Chk Pass	Chk Pass	Chk Pass	Chk Pass	Chk Pass	Chk Pass	Chk Pass
High Limit								
Low Limit								

Elem	Ag3280	V_2924	Zn2062	As1890	Tl1908	Pb2203	Se1960	Sb2068
Units	ppm	ppm	ppm	ppm	ppm	ppm	ppm	ppm
Avg	**.0056**	**-.0007**	**-.0028**	**.0037**	**.0007**	**.0027**	**-.0028**	**-.0028**
Stddev	.0003	.0000	.0006	.0008	.0028	.0001	.0008	.0004
%RSD	5.114	2.450	19.94	21.37	390.5	3.591	28.86	12.91
#1	.0054	-.0007	-.0024	.0043	.0027	.0026	-.0023	-.0025
#2	.0058	-.0007	-.0032	.0032	-.0012	.0027	-.0034	-.0030
Check ?	Chk Pass	Chk Pass	Chk Pass	Chk Pass	Chk Pass	Chk Pass	Chk Pass	Chk Pass
High Limit								
Low Limit								

Elem	Al3961	Ca3179	Fe2599	Mg2790	K_7664	Na5895	B_2089	Mo2020
Units	ppm	ppm	ppm	ppm	ppm	ppm	ppm	ppm
Avg	**510.2**	**392.7**	**187.3**	**543.5**	**.0592**	**-.0084**	**-.0130**	**.0071**
Stddev	1.5	1.0	.6	2.8	.0411	.0036	.0001	.0004
%RSD	.2927	.2560	.3249	.5225	69.44	43.01	.8668	5.155
#1	511.3	392.0	186.9	541.5	.0883	-.0109	-.0129	.0074
#2	509.2	393.4	187.7	545.6	.0301	-.0058	-.0131	.0068
Check ?	Chk Pass	Chk Pass	Chk Pass	Chk Pass	Chk Pass	Chk Pass	Chk Pass	Chk Pass
High Limit								
Low Limit								

Zoom In Zoom Out

Sample Name: icsa Acquired: 6/26/2014 14:06:09 Type: QC
Method: Accutest1(v206) Mode: CONC Corr. Factor: 1.000000
User: admin Custom ID1: Custom ID2: Custom ID3:
Comment:

Elem	Pd3404	Si2124	Sn1899	Sr4077	Ti3349	W_2079	Zr3391	S_1820
Units	ppm	ppm	ppm	ppm	ppm	ppm	ppm	ppm
Avg	**-.0411**	**-.0016**	F **.0117**	**-.0006**	**.0021**	**.0144**	F **.0220**	F **-.0526**
Stddev	.0000	.0022	.0003	.0001	.0002	.0000	.0001	.0023
%RSD	.1002	139.7	2.382	22.44	11.32	.3423	.6137	4.285
#1	-.0410	-.0031	.0115	-.0007	.0019	.0143	.0219	-.0510
#2	-.0411	.0000	.0119	-.0005	.0022	.0144	.0221	-.0542
Check ?	Chk Pass	Chk Pass	Chk Fail	Chk Pass	Chk Pass	Chk Pass	Chk Fail	Chk Fail
High Limit			.0100				.0100	.0500
Low Limit			-.0100				-.0100	-.0500

Elem	Bi2230	Li6707
Units	ppm	ppm
Avg	**.0016**	**.0044**
Stddev	.0003	.0004
%RSD	20.34	8.891
#1	.0018	.0041
#2	.0013	.0046
Check ?	Chk Pass	Chk Pass
High Limit		
Low Limit		

Int. Std.	Y_3600	Y_3710	Y_2243	In2306
Units	Cts/S	Cts/S	Cts/S	Cts/S
Avg	**88088.**	**12724.**	**1676.6**	**5198.2**
Stddev	149.	28.	.9	.3
%RSD	.16917	.21999	.05268	.00640
#1	88193.	12744.	1677.2	5198.0
#2	87982.	12705.	1676.0	5198.4

Zoom In Zoom Out

Sample Name: ICSAB Acquired: 6/26/2014 14:12:33 Type: QC
Method: Accutest1(v206) Mode: CONC Corr. Factor: 1.000000
User: admin Custom ID1: Custom ID2: Custom ID3:
Comment:

Elem	Ba4554	Be3130	Cd2288	Co2286	Cr2677	Cu3247	Mn2576	Ni2316	Ag3280
Units	ppm	ppm	ppm	ppm	ppm	ppm	ppm	ppm	ppm
Avg	**.5071**	**.5017**	**1.061**	**.4849**	**.4652**	**.5248**	**.4923**	**.9732**	**1.037**
Stddev	.0000	.0001	.025	.0102	.0013	.0029	.0006	.0182	.002
%RSD	.0031	.0191	2.385	2.105	.2866	.5515	.1130	1.871	.1713
#1	.5071	.5018	1.043	.4777	.4643	.5268	.4919	.9603	1.038
#2	.5071	.5016	1.079	.4921	.4661	.5227	.4927	.9861	1.036
Check ?	Chk Pass	Chk Pass	Chk Pass	Chk Pass	Chk Pass	Chk Pass	Chk Pass	Chk Pass	Chk Pass
Value									
Range									

Elem	V_2924	Zn2062	As1890	Tl1908	Pb2203	Se1960	Sb2068	Al3961	Ca3179
Units	ppm	ppm	ppm	ppm	ppm	ppm	ppm	ppm	ppm
Avg	**.4752**	**.9698**	**1.115**	**.9604**	**.9613**	**1.110**	**1.070**	**500.6**	**370.4**
Stddev	.0011	.0221	.023	.0155	.0156	.024	.026	2.2	1.0
%RSD	.2256	2.276	2.029	1.619	1.625	2.148	2.463	.4390	.2672
#1	.4760	.9542	1.099	.9495	.9503	1.093	1.051	502.2	371.1
#2	.4745	.9854	1.131	.9714	.9724	1.127	1.089	499.1	369.7
Check ?	Chk Pass	Chk Pass	Chk Pass	Chk Pass	Chk Pass	Chk Pass	Chk Pass	Chk Pass	Chk Pass
Value									
Range									

Elem	Fe2599	Mg2790	K_7664	Na5895	B_2089	Mo2020	Pd3404	Si2124	Sn1899
Units	ppm	ppm	ppm	ppm	ppm	ppm	ppm	ppm	ppm
Avg	**190.3**	**529.0**	**-.0095**	**-.0031**	**-.0160**	**.5194**	**.5117**	**-.0053**	**.0117**
Stddev	.1	.2	.0270	.0048	.0011	.0123	.0017	.0021	.0013
%RSD	.0662	.0376	285.5	156.0	6.680	2.363	.3265	38.81	10.89
#1	190.3	529.1	-.0286	.0003	-.0168	.5107	.5129	-.0067	.0108
#2	190.2	528.8	.0096	-.0065	-.0152	.5281	.5105	-.0038	.0126
Check ?	Chk Pass	Chk Pass	None	None	None	Chk Pass	Chk Pass	None	None
Value									
Range									

Zoom In Zoom Out

Sample Name: ICSAB Acquired: 6/26/2014 14:12:33 Type: QC
Method: Accutest1(v206) Mode: CONC Corr. Factor: 1.000000
User: admin Custom ID1: Custom ID2: Custom ID3:
Comment:

Elem	Sr4077	Ti3349	W_2079	Zr3391	S_1820	Bi2230	Li6707
Units	ppm	ppm	ppm	ppm	ppm	ppm	ppm
Avg	**-.0005**	**.0051**	**.5351**	**.5578**	**.4513**	**.5722**	**.5507**
Stddev	.0001	.0001	.0125	.0005	.0052	.0123	.0004
%RSD	28.76	1.325	2.335	.0820	1.146	2.144	.0789
#1	-.0006	.0051	.5262	.5574	.4476	.5635	.5504
#2	-.0004	.0052	.5439	.5581	.4549	.5809	.5510
Check ?	None	None	Chk Pass	Chk Pass	Chk Pass	Chk Pass	Chk Pass
Value							
Range							

Int. Std.	Y_3600	Y_3710	Y_2243	In2306
Units	Cts/S	Cts/S	Cts/S	Cts/S
Avg	**89349.**	**12908.**	**1669.3**	**5194.3**
Stddev	20.	15.	30.1	85.4
%RSD	.02266	.11822	1.8041	1.6444
#1	89364.	12897.	1690.6	5254.7
#2	89335.	12918.	1648.0	5133.9

Zoom In Zoom Out

Sample Name: ccv Acquired: 6/26/2014 14:18:49 Type: QC
Method: Accutest1(v206) Mode: CONC Corr. Factor: 1.000000
User: admin Custom ID1: Custom ID2: Custom ID3:
Comment:

Elem	Ba4554	Be3130	Cd2288	Co2286	Cr2677	Cu3247	Mn2576	Ni2316	Ag3280
Units	ppm	ppm	ppm	ppm	ppm	ppm	ppm	ppm	ppm
Avg	**1.976**	**2.005**	**1.999**	**2.004**	**1.972**	**1.953**	**2.018**	**2.025**	**.2422**
Stddev	.002	.008	.005	.002	.007	.003	.007	.002	.0012
%RSD	.0894	.3886	.2368	.0851	.3600	.1711	.3305	.1146	.4772
#1	1.977	2.011	1.996	2.003	1.977	1.956	2.023	2.023	.2430
#2	1.975	2.000	2.003	2.005	1.967	1.951	2.014	2.027	.2414
Check ?	Chk Pass	Chk Pass	Chk Pass	Chk Pass	Chk Pass	Chk Pass	Chk Pass	Chk Pass	Chk Pass
Value									
Range									

Elem	V_2924	Zn2062	As1890	Tl1908	Pb2203	Se1960	Sb2068	Al3961	Ca3179
Units	ppm	ppm	ppm	ppm	ppm	ppm	ppm	ppm	ppm
Avg	**1.977**	**2.041**	**1.977**	**2.067**	**2.032**	**1.984**	**1.976**	**39.38**	**39.69**
Stddev	.008	.007	.003	.008	.005	.007	.005	.10	.02
%RSD	.3862	.3351	.1550	.3743	.2267	.3397	.2439	.2480	.0517
#1	1.982	2.036	1.974	2.072	2.028	1.979	1.973	39.45	39.71
#2	1.972	2.045	1.979	2.061	2.035	1.989	1.979	39.31	39.68
Check ?	Chk Pass	Chk Pass	Chk Pass	Chk Pass	Chk Pass	Chk Pass	Chk Pass	Chk Pass	Chk Pass
Value									
Range									

Elem	Fe2599	Mg2790	K_7664	Na5895	B_2089	Mo2020	Pd3404	Si2124	Sn1899
Units	ppm	ppm	ppm	ppm	ppm	ppm	ppm	ppm	ppm
Avg	**39.92**	**39.23**	**39.52**	**39.60**	**2.000**	**2.017**	**1.941**	**4.956**	**2.038**
Stddev	.06	.12	.07	.09	.006	.003	.006	.012	.007
%RSD	.1543	.2962	.1770	.2348	.2858	.1523	.3299	.2445	.3421
#1	39.97	39.31	39.57	39.67	1.996	2.015	1.946	4.948	2.033
#2	39.88	39.14	39.47	39.54	2.004	2.020	1.937	4.965	2.043
Check ?	Chk Pass	Chk Pass	Chk Pass	Chk Pass	Chk Pass	Chk Pass	Chk Pass	Chk Pass	Chk Pass
Value									
Range									

Zoom In Zoom Out

Sample Name: ccv Acquired: 6/26/2014 14:18:49 Type: QC
Method: Accutest1(v206) Mode: CONC Corr. Factor: 1.000000
User: admin Custom ID1: Custom ID2: Custom ID3:
Comment:

Elem	Sr4077	Ti3349	W_2079	Zr3391	S_1820	Bi2230	Li6707
Units	ppm	ppm	ppm	ppm	ppm	ppm	ppm
Avg	**1.998**	**1.976**	**1.912**	**1.963**	**1.951**	**1.985**	**1.957**
Stddev	.003	.006	.009	.004	.010	.002	.004
%RSD	.1510	.2922	.4550	.2277	.4931	.0890	.2212
#1	1.996	1.980	1.906	1.966	1.958	1.984	1.954
#2	2.000	1.972	1.918	1.960	1.944	1.987	1.960
Check ?	Chk Pass	Chk Pass	Chk Pass	Chk Pass	Chk Pass	Chk Pass	Chk Pass
Value							
Range							

Int. Std.	Y_3600	Y_3710	Y_2243	In2306
Units	Cts/S	Cts/S	Cts/S	Cts/S
Avg	**97576.**	**13488.**	**1873.7**	**5970.5**
Stddev	101.	49.	2.0	3.8
%RSD	.10317	.36380	.10587	.06362
#1	97504.	13453.	1875.1	5967.8
#2	97647.	13522.	1872.3	5973.1

Zoom In Zoom Out

Sample Name: ccb Acquired: 6/26/2014 14:24:53 Type: QC
Method: Accutest1(v206) Mode: CONC Corr. Factor: 1.000000
User: admin Custom ID1: Custom ID2: Custom ID3:
Comment:

Elem	Ba4554	Be3130	Cd2288	Co2286	Cr2677	Cu3247	Mn2576	Ni2316	Ag3280
Units	ppm	ppm	ppm	ppm	ppm	ppm	ppm	ppm	ppm
Avg	**.0002**	**.0002**	**.0003**	**.0001**	**.0002**	**.0003**	**.0002**	**-.0001**	**.0001**
Stddev	.0001	.0001	.0001	.0003	.0002	.0001	.0000	.0001	.0000
%RSD	37.63	34.01	21.57	334.2	104.7	38.46	2.684	120.6	32.58
#1	.0003	.0002	.0003	-.0001	.0003	.0003	.0002	.0000	.0001
#2	.0001	.0001	.0003	.0003	.0000	.0002	.0002	-.0002	.0001
Check ?	Chk Pass	Chk Pass	Chk Pass	Chk Pass	Chk Pass	Chk Pass	Chk Pass	Chk Pass	Chk Pass
High Limit									
Low Limit									

Elem	V_2924	Zn2062	As1890	Tl1908	Pb2203	Se1960	Sb2068	Al3961	Ca3179
Units	ppm	ppm	ppm	ppm	ppm	ppm	ppm	ppm	ppm
Avg	**.0002**	**.0003**	**.0010**	**.0019**	**-.0009**	**-.0003**	**.0008**	**-.0034**	**.0000**
Stddev	.0000	.0000	.0003	.0010	.0002	.0007	.0007	.0035	.0001
%RSD	13.01	.5646	32.28	53.04	21.08	256.4	92.78	101.5	817.7
#1	.0003	.0003	.0008	.0026	-.0010	-.0007	.0013	-.0058	.0001
#2	.0002	.0003	.0012	.0012	-.0007	.0002	.0003	-.0010	-.0001
Check ?	Chk Pass	Chk Pass	Chk Pass	Chk Pass	Chk Pass	Chk Pass	Chk Pass	Chk Pass	Chk Pass
High Limit									
Low Limit									

Elem	Fe2599	Mg2790	K_7664	Na5895	B_2089	Mo2020	Pd3404	Si2124	Sn1899
Units	ppm	ppm	ppm	ppm	ppm	ppm	ppm	ppm	ppm
Avg	**.0034**	**-.0116**	**.0019**	**.0002**	**.0012**	**.0017**	**.0001**	**.0015**	**.0013**
Stddev	.0009	.0051	.0059	.0036	.0005	.0003	.0005	.0004	.0004
%RSD	26.42	43.47	316.2	1921.	40.51	19.24	496.7	24.48	33.58
#1	.0028	-.0081	-.0023	.0027	.0008	.0019	.0004	.0012	.0016
#2	.0041	-.0152	.0060	-.0023	.0015	.0014	-.0002	.0017	.0010
Check ?	Chk Pass	Chk Pass	Chk Pass	Chk Pass	Chk Pass	Chk Pass	Chk Pass	Chk Pass	Chk Pass
High Limit									
Low Limit									

Zoom In Zoom Out

Sample Name: ccb Acquired: 6/26/2014 14:24:53 Type: QC
Method: Accutest1(v206) Mode: CONC Corr. Factor: 1.000000
User: admin Custom ID1: Custom ID2: Custom ID3:
Comment:

Elem	Sr4077	Ti3349	W_2079	Zr3391	S_1820	Bi2230	Li6707
Units	ppm	ppm	ppm	ppm	ppm	ppm	ppm
Avg	**.0002**	**.0004**	**.0058**	**.0004**	**-.0004**	**-.0001**	**.0003**
Stddev	.0001	.0001	.0009	.0002	.0010	.0004	.0001
%RSD	23.41	33.93	15.04	38.90	231.9	362.6	34.90
#1	.0002	.0005	.0064	.0003	-.0012	.0002	.0003
#2	.0003	.0003	.0052	.0005	.0003	-.0004	.0002
Check ?	Chk Pass	Chk Pass	Chk Pass	Chk Pass	Chk Pass	Chk Pass	Chk Pass
High Limit							
Low Limit							

Int. Std.	Y_3600	Y_3710	Y_2243	In2306
Units	Cts/S	Cts/S	Cts/S	Cts/S
Avg	**103440.**	**13660.**	**1949.1**	**6644.3**
Stddev	448.	13.	17.4	60.3
%RSD	.43318	.09439	.89196	.90779
#1	103750.	13669.	1961.4	6686.9
#2	103120.	13650.	1936.8	6601.6

Zoom In Zoom Out

Sample Name: sampleconf Acquired: 6/26/2014 14:31:13 Type: Unk
Method: Accutest1(v206) Mode: CONC Corr. Factor: 1.000000
User: admin Custom ID1: Custom ID2: Custom ID3:
Comment:

Elem	Ba4554	Be3130	Cd2288	Co2286	Cr2677	Cu3247	Mn2576	Ni2316	Ag3280
Avg	**.0041**	**.0010**	**.0011**	**.0032**	**.0021**	**.0019**	**.0033**	**.0075**	**.0008**
Stddev	.0000	.0000	.0001	.0000	.0004	.0002	.0000	.0010	.0002
%RSD	1.220	4.694	8.771	.0672	18.59	9.754	.6051	13.66	27.53
#1	.0041	.0010	.0011	.0032	.0019	.0020	.0033	.0082	.0010
#2	.0040	.0010	.0012	.0032	.0024	.0017	.0033	.0067	.0006

Elem	V_2924	Zn2062	As1890	Tl1908	Pb2203	Se1960	Sb2068	Al3961	Ca3179
Avg	**.0018**	**.0953**	**.0033**	**.0016**	**.0029**	**.0045**	**.0040**	**.0989**	**1.010**
Stddev	.0001	.0158	.0009	.0002	.0007	.0006	.0000	.0014	.001
%RSD	7.355	16.59	27.60	10.85	25.51	12.32	.8724	1.419	.0891
#1	.0019	.1065	.0027	.0017	.0034	.0049	.0040	.0999	1.009
#2	.0017	.0841	.0040	.0015	.0024	.0041	.0039	.0979	1.010

Elem	Fe2599	Mg2790	K_7664	Na5895	B_2089	Mo2020	Pd3404	Si2124	Sn1899
Avg	**-.0004**	**.0854**	**2.047**	**1.016**	**.0105**	**.0000**	**.0002**	**.0002**	**.0008**
Stddev	.0024	.0066	.009	.002	.0001	.000	.0003	.0001	.0004
%RSD	586.5	7.733	.4490	.2113	1.025	67.95	131.2	62.37	51.37
#1	-.0021	.0901	2.041	1.018	.0106	.0000	.0004	.0003	.0011
#2	.0013	.0808	2.054	1.015	.0104	.0000	.0000	.0001	.0005

Elem	Sr4077	Ti3349	W_2079	Zr3391	S_1820	Bi2230	Li6707
Avg	**.0000**	**.0003**	**-.0022**	**-.0001**	**.0076**	**.0004**	**.0003**
Stddev	.0000	.0001	.0003	.0000	.0013	.0001	.0000
%RSD	80.25	51.42	12.55	17.63	17.69	27.84	1.815
#1	.0001	.0004	-.0020	-.0002	.0066	.0003	.0002
#2	.0000	.0002	-.0024	-.0001	.0085	.0005	.0003

Int. Std.	Y_3600	Y_3710	Y_2243	In2306
Avg	**101890.**	**13466.**	**1935.6**	**6531.8**
Stddev	166.	39.	49.4	114.1
%RSD	.16261	.28981	2.5497	1.7467
#1	101770.	13438.	1970.5	6612.5
#2	102010.	13493.	1900.7	6451.2

Zoom In Zoom Out

Sample Name: cri Acquired: 6/26/2014 14:38:18 Type: QC
Method: Accutest1(v206) Mode: CONC Corr. Factor: 1.000000
User: admin Custom ID1: Custom ID2: Custom ID3:
Comment:

Elem	Ba4554	Be3130	Cd2288	Co2286	Cr2677	Cu3247	Mn2576	Ni2316	Ag3280
Units	ppm	ppm	ppm	ppm	ppm	ppm	ppm	ppm	ppm
Avg	**.2008**	**.0022**	**.0032**	**.0514**	**.0105**	**.0098**	**.0161**	**.0103**	**.0051**
Stddev	.0007	.0000	.0001	.0000	.0000	.0003	.0000	.0000	.0002
%RSD	.3246	.4676	4.285	.0427	.1649	3.536	.1790	.1654	3.905
#1	.2003	.0022	.0033	.0514	.0105	.0101	.0161	.0103	.0049
#2	.2013	.0022	.0031	.0513	.0105	.0096	.0160	.0103	.0052
Check ?	Chk Pass	Chk Pass	Chk Pass	Chk Pass	Chk Pass	Chk Pass	Chk Pass	Chk Pass	Chk Pass
Value									
Range									

Elem	V_2924	Zn2062	As1890	Tl1908	Pb2203	Se1960	Sb2068	Al3961	Ca3179
Units	ppm	ppm	ppm	ppm	ppm	ppm	ppm	ppm	ppm
Avg	**.0535**	**.0240**	**.0086**	**.0114**	**.0038**	**.0122**	**.0069**	**.1910**	**4.914**
Stddev	.0004	.0002	.0014	.0007	.0006	.0008	.0004	.0024	.007
%RSD	.6884	.7799	16.65	5.981	15.47	6.599	5.834	1.262	.1441
#1	.0533	.0242	.0076	.0109	.0034	.0117	.0072	.1927	4.919
#2	.0538	.0239	.0097	.0118	.0042	.0128	.0066	.1893	4.909
Check ?	Chk Pass	Chk Pass	Chk Pass	Chk Pass	Chk Pass	Chk Pass	Chk Pass	Chk Pass	Chk Pass
Value									
Range									

Elem	Fe2599	Mg2790	K_7664	Na5895	B_2089	Mo2020	Pd3404	Si2124	Sn1899
Units	ppm	ppm	ppm	ppm	ppm	ppm	ppm	ppm	ppm
Avg	**.1050**	**4.988**	**4.944**	**4.995**	**.1051**	**.0216**	**.0535**	**.2064**	**.0120**
Stddev	.0017	.014	.029	.001	.0005	.0000	.0002	.0002	.0000
%RSD	1.580	.2705	.5956	.0289	.5206	.1583	.2918	.0859	.1195
#1	.1062	4.998	4.965	4.996	.1047	.0215	.0536	.2063	.0120
#2	.1038	4.979	4.923	4.994	.1055	.0216	.0534	.2065	.0120
Check ?	Chk Pass	Chk Pass	Chk Pass	Chk Pass	Chk Pass	Chk Pass	Chk Pass	Chk Pass	Chk Pass
Value									
Range									

Zoom In Zoom Out

Sample Name: cri Acquired: 6/26/2014 14:38:18 Type: QC
Method: Accutest1(v206) Mode: CONC Corr. Factor: 1.000000
User: admin Custom ID1: Custom ID2: Custom ID3:
Comment:

Elem	Sr4077	Ti3349	W_2079	Zr3391	S_1820	Bi2230	Li6707
Units	ppm	ppm	ppm	ppm	ppm	ppm	ppm
Avg	**.0105**	**.0106**	**.0496**	**.0110**	**.0484**	**.0212**	**.0204**
Stddev	.0000	.0001	.0004	.0001	.0030	.0008	.0002
%RSD	.1542	.7641	.8970	1.332	6.191	3.998	.8795
#1	.0105	.0106	.0493	.0111	.0505	.0218	.0205
#2	.0105	.0107	.0499	.0109	.0463	.0206	.0203
Check ?	Chk Pass	Chk Pass	Chk Pass	Chk Pass	Chk Pass	Chk Pass	Chk Pass
Value							
Range							

Int. Std.	Y_3600	Y_3710	Y_2243	In2306
Units	Cts/S	Cts/S	Cts/S	Cts/S
Avg	**102160.**	**13628.**	**1912.2**	**6419.1**
Stddev	162.	80.	1.7	2.0
%RSD	.15853	.58369	.09042	.03152
#1	102270.	13572.	1913.4	6420.5
#2	102040.	13684.	1911.0	6417.6

Zoom In Zoom Out

Sample Name: crid Acquired: 6/26/2014 14:45:23 Type: QC
Method: Accutest1(v206) Mode: CONC Corr. Factor: 1.000000
User: admin Custom ID1: Custom ID2: Custom ID3:
Comment:

Elem	Ba4554	Be3130	Cd2288	Co2286	Cr2677	Cu3247	Mn2576	Ni2316	Ag3280
Units	ppm	ppm	ppm	ppm	ppm	ppm	ppm	ppm	ppm
Avg	**.0040**	**.0010**	**.0011**	**.0034**	**.0022**	**.0019**	**.0032**	**.0038**	**.0008**
Stddev	.0001	.0001	.0002	.0002	.0001	.0001	.0000	.0002	.0001
%RSD	1.451	5.183	15.38	5.654	3.374	2.658	1.496	4.391	9.930
#1	.0041	.0010	.0010	.0035	.0022	.0019	.0032	.0037	.0008
#2	.0040	.0010	.0013	.0033	.0021	.0019	.0031	.0039	.0009
Check ?	Chk Pass	Chk Pass	Chk Pass	Chk Pass	Chk Pass	Chk Pass	Chk Pass	Chk Pass	Chk Pass
Value									
Range									

Elem	V_2924	Zn2062	As1890	Tl1908	Pb2203	Se1960	Sb2068	Al3961	Ca3179
Units	ppm	ppm	ppm	ppm	ppm	ppm	ppm	ppm	ppm
Avg	**.0020**	**.0111**	**.0030**	**.0020**	**.0024**	**.0039**	**.0034**	**.0931**	**.9823**
Stddev	.0002	.0000	.0004	.0002	.0002	.0014	.0001	.0022	.0061
%RSD	10.46	.2983	13.35	8.140	8.957	37.27	3.848	2.345	.6225
#1	.0018	.0111	.0032	.0019	.0023	.0049	.0033	.0946	.9866
#2	.0021	.0112	.0027	.0021	.0026	.0028	.0035	.0915	.9779
Check ?	Chk Pass	Chk Pass	Chk Pass	Chk Pass	Chk Pass	Chk Pass	Chk Pass	Chk Pass	Chk Pass
Value									
Range									

Elem	Fe2599	Mg2790	K_7664	Na5895	B_2089	Mo2020	Pd3404	Si2124	Sn1899
Units	ppm	ppm	ppm	ppm	ppm	ppm	ppm	ppm	ppm
Avg	**-.0009**	**.0741**	**2.023**	**.9889**	**.0097**	**-.0004**	**.0003**	**-.0017**	**.0006**
Stddev	.0007	.0108	.008	.0035	.0004	.0001	.0003	.0002	.0011
%RSD	83.84	14.60	.3945	.3578	4.623	22.16	81.87	13.12	189.2
#1	-.0004	.0818	2.018	.9864	.0094	-.0005	.0005	-.0018	.0014
#2	-.0014	.0665	2.029	.9914	.0100	-.0003	.0001	-.0015	-.0002
Check ?	None	Chk Pass	Chk Pass	Chk Pass	Chk Pass	None	None	None	None
Value									
Range									

Zoom In Zoom Out

Sample Name: crid Acquired: 6/26/2014 14:45:23 Type: QC
Method: Accutest1(v206) Mode: CONC Corr. Factor: 1.000000
User: admin Custom ID1: Custom ID2: Custom ID3:
Comment:

Elem	Sr4077	Ti3349	W_2079	Zr3391	S_1820	Bi2230	Li6707
Units	ppm	ppm	ppm	ppm	ppm	ppm	ppm
Avg	**.0000**	**-.0001**	**-.0052**	**-.0004**	**-.0003**	**.0005**	**-.0004**
Stddev	.0001	.0002	.0009	.0000	.0002	.0002	.0002
%RSD	327.8	148.0	17.40	6.721	47.99	43.29	50.14
#1	.0001	-.0002	-.0058	-.0004	-.0004	.0004	-.0006
#2	.0000	.0000	-.0045	-.0004	-.0002	.0007	-.0003
Check ?	None	None	None	None	None	None	None
Value							
Range							

Int. Std.	Y_3600	Y_3710	Y_2243	In2306
Units	Cts/S	Cts/S	Cts/S	Cts/S
Avg	**103580.**	**13723.**	**1956.9**	**6619.3**
Stddev	50.	24.	1.4	6.4
%RSD	.04863	.17834	.07090	.09735
#1	103540.	13705.	1957.9	6623.9
#2	103610.	13740.	1956.0	6614.8

Zoom In Zoom Out

Sample Name: jb69686-4und Acquired: 6/26/2014 14:51:39 Type: Unk
Method: Accutest1(v206) Mode: CONC Corr. Factor: 1.000000
User: admin Custom ID1: Custom ID2: Custom ID3:
Comment:

Elem	Ba4554	Be3130	Cd2288	Co2286	Cr2677	Cu3247	Mn2576	Ni2316	Ag3280
Avg	**.0184**	**.0000**	**.0008**	**.0005**	**.0012**	**.0048**	**.0456**	**.0166**	**.0000**
Stddev	.0000	.0000	.0002	.0000	.0001	.0001	.0001	.0000	.000
%RSD	.1007	67.59	23.02	7.066	6.058	1.748	.1931	.1354	324.1
#1	.0184	.0000	.0009	.0005	.0011	.0048	.0455	.0166	.0001
#2	.0184	.0000	.0006	.0006	.0012	.0049	.0456	.0165	-.0001

Elem	V_2924	Zn2062	As1890	Tl1908	Pb2203	Se1960	Sb2068	Al3961	Ca3179
Avg	**.0003**	**.1536**	**.0015**	**.0013**	**.0049**	**.0094**	**.0005**	**-.0031**	**102.3**
Stddev	.0002	.0016	.0001	.0009	.0001	.0011	.0005	.0019	.1
%RSD	48.91	1.047	6.514	69.76	1.127	12.14	117.2	62.10	.1207
#1	.0005	.1524	.0015	.0020	.0049	.0086	.0008	-.0017	102.4
#2	.0002	.1547	.0016	.0007	.0048	.0102	.0001	-.0045	102.2

Elem	Fe2599	Mg2790	K_7664	Na5895	B_2089	Mo2020	Pd3404	Si2124	Sn1899
Avg	**.0612**	**26.45**	**3.162**	**22.80**	**.1912**	**.0011**	**-.0022**	**14.11**	**.0049**
Stddev	.0001	.02	.003	.02	.0030	.0000	.0010	.18	.0011
%RSD	.2417	.0645	.1039	.0685	1.584	.4653	43.50	1.245	22.60
#1	.0611	26.46	3.160	22.81	.1890	.0011	-.0029	13.98	.0041
#2	.0613	26.44	3.165	22.79	.1933	.0011	-.0015	14.23	.0056

Elem	Sr4077	Ti3349	W_2079	Zr3391	S_1820	Bi2230	Li6707
Avg	**.5182**	**.0044**	**.0015**	**.0069**	**87.65**	**.0017**	**.0355**
Stddev	.0007	.0032	.0006	.0002	1.02	.0003	.0003
%RSD	.1396	72.60	37.34	2.212	1.169	14.93	.7258
#1	.5177	.0066	.0019	.0068	86.92	.0015	.0357
#2	.5187	.0021	.0011	.0070	88.37	.0019	.0353

Int. Std.	Y_3600	Y_3710	Y_2243	In2306
Avg	**98731.**	**13784.**	**1842.5**	**6104.3**
Stddev	47.	44.	24.0	65.5
%RSD	.04723	.31613	1.3036	1.0737
#1	98698.	13753.	1859.4	6150.7
#2	98764.	13815.	1825.5	6058.0

Zoom In Zoom Out

Sample Name: jb69686-4fund Acquired: 6/26/2014 14:57:51 Type: Unk
Method: Accutest1(v206) Mode: CONC Corr. Factor: 1.000000
User: admin Custom ID1: Custom ID2: Custom ID3:
Comment:

Elem	Ba4554	Be3130	Cd2288	Co2286	Cr2677	Cu3247	Mn2576	Ni2316	Ag3280
Avg	**.0178**	**.0000**	**.0004**	**.0011**	**.0011**	**.0039**	**.2358**	**.0115**	**.0000**
Stddev	.0000	.0000	.0001	.0001	.0002	.0002	.0007	.0001	.000
%RSD	.0630	39.22	23.62	6.736	14.71	4.576	.3105	1.205	1530.
#1	.0178	.0000	.0004	.0011	.0010	.0037	.2363	.0116	.0000
#2	.0178	.0001	.0003	.0010	.0013	.0040	.2353	.0114	.0000

Elem	V_2924	Zn2062	As1890	Tl1908	Pb2203	Se1960	Sb2068	Al3961	Ca3179
Avg	**.0003**	**.0741**	**.0027**	**.0004**	**.0033**	**.0049**	**.0008**	**-.0293**	**149.8**
Stddev	.0002	.0003	.0013	.0023	.0005	.0010	.0001	.0026	.3
%RSD	50.68	.4328	47.00	567.9	14.93	20.89	16.79	8.965	.2227
#1	.0004	.0739	.0018	.0020	.0029	.0057	.0007	-.0312	149.5
#2	.0002	.0743	.0036	-.0012	.0036	.0042	.0009	-.0275	150.0

Elem	Fe2599	Mg2790	K_7664	Na5895	B_2089	Mo2020	Pd3404	Si2124	Sn1899
Avg	**.1775**	**41.69**	**3.244**	**38.87**	**.3025**	**.0010**	**-.0040**	**12.58**	**.0048**
Stddev	.0031	.06	.011	.02	.0005	.0001	.0009	.01	.0008
%RSD	1.772	.1404	.3517	.0605	.1686	8.639	21.82	.1071	17.40
#1	.1753	41.65	3.236	38.89	.3029	.0011	-.0047	12.59	.0042
#2	.1797	41.73	3.252	38.85	.3022	.0010	-.0034	12.57	.0054

Elem	Sr4077	Ti3349	W_2079	Zr3391	S_1820	Bi2230	Li6707
Avg	**.6601**	**.0013**	**.0067**	**.0135**	**152.7**	**.0019**	**.0245**
Stddev	.0001	.0001	.0011	.0001	.4	.0001	.0003
%RSD	.0092	7.437	16.68	.4242	.2480	3.891	1.078
#1	.6602	.0014	.0075	.0134	152.4	.0019	.0247
#2	.6601	.0012	.0059	.0135	152.9	.0020	.0243

Int. Std.	Y_3600	Y_3710	Y_2243	In2306
Avg	**96329.**	**13672.**	**1798.5**	**5899.8**
Stddev	257.	14.	1.9	9.9
%RSD	.26722	.10265	.10747	.16791
#1	96511.	13682.	1799.9	5906.8
#2	96147.	13662.	1797.2	5892.8

Zoom In Zoom Out

Sample Name: jb69686-7und Acquired: 6/26/2014 15:04:01 Type: Unk
Method: Accutest1(v206) Mode: CONC Corr. Factor: 1.000000
User: admin Custom ID1: Custom ID2: Custom ID3:
Comment:

Elem	Ba4554	Be3130	Cd2288	Co2286	Cr2677	Cu3247	Mn2576	Ni2316	Ag3280
Avg	**.1964**	**.0010**	**.0005**	**.0026**	**.0065**	**.0047**	**.5227**	**.0056**	**.0006**
Stddev	.0003	.0000	.0000	.0005	.0001	.0001	.0006	.0002	.0003
%RSD	.1293	.3512	2.904	19.20	1.588	1.280	.1099	3.988	46.77
#1	.1966	.0010	.0005	.0029	.0066	.0046	.5223	.0057	.0008
#2	.1962	.0010	.0005	.0022	.0064	.0047	.5231	.0054	.0004

Elem	V_2924	Zn2062	As1890	Tl1908	Pb2203	Se1960	Sb2068	Al3961	Ca3179
Avg	**.0081**	**.0143**	**.0598**	**-.0296**	**.0065**	**.0094**	**-.0018**	**1.465**	**138.8**
Stddev	.0004	.0006	.0008	.0001	.0001	.0005	.0007	.011	.2
%RSD	4.437	4.087	1.283	.2276	1.380	5.474	37.90	.7640	.1709
#1	.0083	.0147	.0603	-.0296	.0065	.0098	-.0022	1.473	139.0
#2	.0078	.0139	.0592	-.0297	.0066	.0091	-.0013	1.457	138.7

Elem	Fe2599	Mg2790	K_7664	Na5895	B_2089	Mo2020	Pd3404	Si2124	Sn1899
Avg	**18.44**	**90.56**	**42.55**	**90.66**	**1.728**	**.0128**	**-.0062**	**18.72**	**.0120**
Stddev	.06	.18	.03	.17	.005	.0013	.0001	.13	.0006
%RSD	.3007	.2016	.0613	.1850	.3065	10.42	2.077	.6718	4.645
#1	18.40	90.68	42.53	90.54	1.725	.0137	-.0063	18.81	.0116
#2	18.48	90.43	42.57	90.78	1.732	.0118	-.0061	18.63	.0124

Elem	Sr4077	Ti3349	W_2079	Zr3391	S_1820	Bi2230	Li6707
Avg	**1.521**	**.0807**	**.1331**	**.0080**	**49.22**	**.0011**	**.0599**
Stddev	.000	.0049	.0201	.0024	.28	.0005	.0001
%RSD	.0090	6.059	15.12	30.52	.5740	48.79	.0944
#1	1.521	.0841	.1473	.0097	49.42	.0015	.0600
#2	1.521	.0772	.1188	.0063	49.02	.0007	.0599

Int. Std.	Y_3600	Y_3710	Y_2243	In2306
Avg	**93710.**	**13790.**	**1682.5**	**5610.8**
Stddev	99.	26.	3.8	6.9
%RSD	.10558	.19103	.22566	.12216
#1	93780.	13771.	1685.2	5615.7
#2	93640.	13808.	1679.8	5606.0

Zoom In Zoom Out

Sample Name: jb69686-7fund Acquired: 6/26/2014 15:10:11 Type: Unk
Method: Accutest1(v206) Mode: CONC Corr. Factor: 1.000000
User: admin Custom ID1: Custom ID2: Custom ID3:
Comment:

Elem	Ba4554	Be3130	Cd2288	Co2286	Cr2677	Cu3247	Mn2576	Ni2316	Ag3280
Avg	**.1893**	**.0009**	**.0003**	**.0019**	**.0019**	**.0029**	**.4370**	**.0025**	**.0004**
Stddev	.0007	.0000	.0001	.0002	.0001	.0000	.0011	.0001	.0003
%RSD	.3931	2.446	31.42	8.375	7.307	.9763	.2619	3.616	68.43
#1	.1898	.0008	.0004	.0018	.0020	.0028	.4378	.0024	.0006
#2	.1888	.0009	.0002	.0020	.0018	.0029	.4362	.0025	.0002

Elem	V_2924	Zn2062	As1890	Tl1908	Pb2203	Se1960	Sb2068	Al3961	Ca3179
Avg	**.0054**	**.0090**	**.0617**	**-.0300**	**.0019**	**.0035**	**-.0020**	**-.0327**	**139.9**
Stddev	.0004	.0001	.0000	.0016	.0004	.0026	.0006	.0055	.4
%RSD	7.358	1.135	.0375	5.294	18.93	74.23	32.09	16.93	.2971
#1	.0057	.0089	.0617	-.0311	.0016	.0017	-.0015	-.0366	140.2
#2	.0052	.0090	.0618	-.0289	.0021	.0054	-.0024	-.0288	139.6

Elem	Fe2599	Mg2790	K_7664	Na5895	B_2089	Mo2020	Pd3404	Si2124	Sn1899
Avg	**17.49**	**96.40**	**44.59**	**93.14**	**1.798**	**.0167**	**-.0060**	**15.09**	**.0134**
Stddev	.01	.26	.06	.03	.015	.0053	.0009	.09	.0013
%RSD	.0727	.2676	.1447	.0278	.8529	31.56	15.17	.5660	9.850
#1	17.50	96.58	44.64	93.16	1.787	.0204	-.0067	15.03	.0125
#2	17.48	96.21	44.55	93.12	1.808	.0129	-.0054	15.15	.0144

Elem	Sr4077	Ti3349	W_2079	Zr3391	S_1820	Bi2230	Li6707
Avg	**1.571**	**.0024**	**.1820**	**.0055**	**50.02**	**.0015**	**.0604**
Stddev	.004	.0006	.0631	.0001	.14	.0004	.0000
%RSD	.2210	23.97	34.64	2.299	.2833	24.15	.0261
#1	1.573	.0028	.2266	.0054	49.92	.0012	.0603
#2	1.569	.0020	.1374	.0056	50.12	.0018	.0604

Int. Std.	Y_3600	Y_3710	Y_2243	In2306
Avg	**91347.**	**13566.**	**1664.8**	**5588.1**
Stddev	155.	12.	14.0	37.4
%RSD	.16940	.09199	.84103	.66870
#1	91238.	13574.	1674.7	5614.5
#2	91457.	13557.	1654.9	5561.7

Zoom In Zoom Out

Sample Name: ccv Acquired: 6/26/2014 15:16:24 Type: QC
Method: Accutest1(v206) Mode: CONC Corr. Factor: 1.000000
User: admin Custom ID1: Custom ID2: Custom ID3:
Comment:

Elem	Ba4554	Be3130	Cd2288	Co2286	Cr2677	Cu3247	Mn2576	Ni2316	Ag3280
Units	ppm	ppm	ppm	ppm	ppm	ppm	ppm	ppm	ppm
Avg	**2.006**	**2.019**	**2.023**	**2.014**	**1.986**	**1.991**	**2.039**	**2.032**	**.2448**
Stddev	.002	.003	.003	.003	.001	.001	.008	.004	.0001
%RSD	.0942	.1699	.1317	.1341	.0449	.0720	.3986	.1801	.0341
#1	2.004	2.021	2.021	2.012	1.986	1.992	2.045	2.029	.2449
#2	2.007	2.016	2.025	2.016	1.985	1.990	2.033	2.034	.2448
Check ?	Chk Pass	Chk Pass	Chk Pass	Chk Pass	Chk Pass	Chk Pass	Chk Pass	Chk Pass	Chk Pass
Value									
Range									

Elem	V_2924	Zn2062	As1890	Tl1908	Pb2203	Se1960	Sb2068	Al3961	Ca3179
Units	ppm	ppm	ppm	ppm	ppm	ppm	ppm	ppm	ppm
Avg	**2.009**	**2.047**	**1.997**	**2.103**	**2.036**	**2.014**	**2.011**	**39.97**	**39.41**
Stddev	.006	.006	.002	.005	.006	.001	.001	.05	.23
%RSD	.2988	.3169	.0933	.2407	.3173	.0569	.0536	.1274	.5782
#1	2.013	2.042	1.995	2.100	2.032	2.013	2.012	40.01	39.57
#2	2.005	2.051	1.998	2.107	2.041	2.015	2.010	39.94	39.25
Check ?	Chk Pass	Chk Pass	Chk Pass	Chk Pass	Chk Pass	Chk Pass	Chk Pass	Chk Pass	Chk Pass
Value									
Range									

Elem	Fe2599	Mg2790	K_7664	Na5895	B_2089	Mo2020	Pd3404	Si2124	Sn1899
Units	ppm	ppm	ppm	ppm	ppm	ppm	ppm	ppm	ppm
Avg	**39.90**	**38.92**	**39.99**	**40.12**	**2.036**	**2.034**	**1.972**	**5.028**	**2.049**
Stddev	.11	.14	.07	.04	.003	.001	.000	.002	.004
%RSD	.2679	.3471	.1806	.0993	.1515	.0314	.0036	.0338	.1809
#1	39.97	39.02	39.94	40.09	2.038	2.033	1.972	5.027	2.047
#2	39.82	38.83	40.04	40.14	2.033	2.034	1.972	5.030	2.052
Check ?	Chk Pass	Chk Pass	Chk Pass	Chk Pass	Chk Pass	Chk Pass	Chk Pass	Chk Pass	Chk Pass
Value									
Range									

Zoom In Zoom Out

Sample Name: ccv Acquired: 6/26/2014 15:16:24 Type: QC
Method: Accutest1(v206) Mode: CONC Corr. Factor: 1.000000
User: admin Custom ID1: Custom ID2: Custom ID3:
Comment:

Elem	Sr4077	Ti3349	W_2079	Zr3391	S_1820	Bi2230	Li6707
Units	ppm	ppm	ppm	ppm	ppm	ppm	ppm
Avg	**2.015**	**2.002**	**1.876**	**1.986**	**1.943**	**2.019**	**1.986**
Stddev	.001	.004	.012	.002	.001	.005	.006
%RSD	.0251	.1923	.6271	.0912	.0711	.2520	.2815
#1	2.015	2.005	1.868	1.985	1.942	2.023	1.982
#2	2.014	2.000	1.885	1.987	1.944	2.016	1.990
Check ?	Chk Pass	Chk Pass	Chk Pass	Chk Pass	Chk Pass	Chk Pass	Chk Pass
Value							
Range							

Int. Std.	Y_3600	Y_3710	Y_2243	In2306
Units	Cts/S	Cts/S	Cts/S	Cts/S
Avg	**95015.**	**13381.**	**1825.9**	**5855.8**
Stddev	276.	54.	5.1	11.5
%RSD	.28996	.40540	.28089	.19637
#1	94820.	13342.	1822.2	5847.7
#2	95210.	13419.	1829.5	5863.9

Zoom In Zoom Out

Sample Name: ccb Acquired: 6/26/2014 15:23:14 Type: QC
Method: Accutest1(v206) Mode: CONC Corr. Factor: 1.000000
User: admin Custom ID1: Custom ID2: Custom ID3:
Comment:

Elem	Ba4554	Be3130	Cd2288	Co2286	Cr2677	Cu3247	Mn2576	Ni2316	Ag3280
Units	ppm	ppm	ppm	ppm	ppm	ppm	ppm	ppm	ppm
Avg	**.0001**	**.0000**	**.0001**	**.0001**	**.0003**	**.0000**	**.0000**	**.0000**	**.0001**
Stddev	.0000	.000	.0001	.0001	.0001	.0001	.0000	.0002	.0003
%RSD	69.73	63.35	153.1	187.0	35.05	594.1	75.57	708.7	436.1
#1	.0001	.0000	.0001	.0000	.0002	.0001	.0000	-.0001	.0003
#2	.0000	.0000	.0000	.0002	.0004	.0000	.0000	.0001	-.0001
Check ?	Chk Pass	Chk Pass	Chk Pass	Chk Pass	Chk Pass	Chk Pass	Chk Pass	Chk Pass	Chk Pass
High Limit									
Low Limit									

Elem	V_2924	Zn2062	As1890	Tl1908	Pb2203	Se1960	Sb2068	Al3961	Ca3179
Units	ppm	ppm	ppm	ppm	ppm	ppm	ppm	ppm	ppm
Avg	**-.0002**	**.0001**	**-.0001**	**.0004**	**-.0010**	**-.0003**	**.0007**	**-.0058**	**.0015**
Stddev	.0002	.0002	.0008	.0026	.0008	.0016	.0005	.0039	.0007
%RSD	81.60	131.4	826.9	617.7	84.80	540.2	62.53	67.94	47.75
#1	-.0001	.0003	.0005	.0022	-.0004	-.0015	.0010	-.0086	.0020
#2	-.0003	.0000	-.0007	-.0014	-.0016	.0009	.0004	-.0030	.0010
Check ?	Chk Pass	Chk Pass	Chk Pass	Chk Pass	Chk Pass	Chk Pass	Chk Pass	Chk Pass	Chk Pass
High Limit									
Low Limit									

Elem	Fe2599	Mg2790	K_7664	Na5895	B_2089	Mo2020	Pd3404	Si2124	Sn1899
Units	ppm	ppm	ppm	ppm	ppm	ppm	ppm	ppm	ppm
Avg	**.0019**	**-.0072**	**.0137**	**.0070**	**.0018**	**.0008**	**.0002**	**.0034**	**.0005**
Stddev	.0021	.0079	.0131	.0031	.0005	.0003	.0001	.0013	.0000
%RSD	114.0	110.1	95.46	43.81	27.12	38.98	43.45	37.75	8.241
#1	.0034	-.0127	.0230	.0048	.0021	.0010	.0002	.0043	.0004
#2	.0004	-.0016	.0045	.0092	.0015	.0006	.0001	.0025	.0005
Check ?	Chk Pass	Chk Pass	Chk Pass	Chk Pass	Chk Pass	Chk Pass	Chk Pass	Chk Pass	Chk Pass
High Limit									
Low Limit									

Zoom In Zoom Out

Sample Name: ccb Acquired: 6/26/2014 15:23:14 Type: QC
Method: Accutest1(v206) Mode: CONC Corr. Factor: 1.000000
User: admin Custom ID1: Custom ID2: Custom ID3:
Comment:

Elem	Sr4077	Ti3349	W_2079	Zr3391	S_1820	Bi2230	Li6707
Units	ppm	ppm	ppm	ppm	ppm	ppm	ppm
Avg	**.0000**	**.0002**	**-.0009**	**.0002**	**.0012**	**-.0001**	**-.0001**
Stddev	.000	.0000	.0016	.0000	.0015	.0000	.0001
%RSD	3033.	15.91	181.7	5.517	125.0	17.97	91.55
#1	.0000	.0002	.0003	.0002	.0001	-.0001	-.0002
#2	.0000	.0003	-.0020	.0002	.0022	-.0001	.0000

Check ?	Chk Pass	Chk Pass	Chk Pass	Chk Pass	Chk Pass	Chk Pass	Chk Pass
High Limit							
Low Limit							

Int. Std.	Y_3600	Y_3710	Y_2243	In2306
Units	Cts/S	Cts/S	Cts/S	Cts/S
Avg	**102920.**	**13419.**	**1919.3**	**6553.2**
Stddev	138.	45.	7.2	10.5
%RSD	.13443	.33681	.37447	.16097
#1	102820.	13387.	1914.2	6545.8
#2	103020.	13450.	1924.4	6560.7

Zoom In Zoom Out

Sample Name: mp80251-mb1conf Acquired: 6/26/2014 15:29:33 Type: Unk
Method: Accutest1(v206) Mode: CONC Corr. Factor: 1.000000
User: admin Custom ID1: Custom ID2: Custom ID3:
Comment: water rerun 2nd

Elem	Ba4554	Be3130	Cd2288	Co2286	Cr2677	Cu3247	Mn2576	Ni2316	Ag3280
Avg	**.0002**	**.0000**	**.0001**	**-.0001**	**.0005**	**.0004**	**.0001**	**-.0002**	**-.0001**
Stddev	.0001	.000	.0001	.0000	.0002	.0000	.0000	.0001	.0001
%RSD	58.27	2.691	126.5	33.49	48.35	.3161	44.05	46.32	69.40
#1	.0001	.0000	.0002	-.0001	.0006	.0004	.0000	-.0003	-.0002
#2	.0003	.0000	.0000	-.0002	.0003	.0004	.0001	-.0001	-.0001

Elem	V_2924	Zn2062	As1890	Tl1908	Pb2203	Se1960	Sb2068	Al3961	Ca3179
Avg	**-.0001**	**.0011**	**-.0003**	**-.0007**	**.0002**	**.0007**	**.0004**	**-.0015**	**.0123**
Stddev	.0000	.0001	.0010	.0004	.0003	.0007	.0014	.0018	.0019
%RSD	42.28	8.035	304.0	58.63	116.1	110.0	383.9	123.8	15.65
#1	-.0001	.0012	.0004	-.0004	.0000	.0001	.0014	-.0002	.0137
#2	-.0001	.0011	-.0011	-.0010	.0004	.0012	-.0006	-.0028	.0109

Elem	Fe2599	Mg2790	K_7664	Na5895	B_2089	Mo2020	Pd3404	Si2124	Sn1899
Avg	**.0057**	**-.0335**	**.0036**	**.0047**	**.0011**	**.0000**	**.0005**	**.0173**	**.0009**
Stddev	.0020	.0114	.0027	.0010	.0000	.000	.0007	.0021	.0009
%RSD	34.91	34.06	74.29	20.68	3.937	41910.	153.6	12.10	96.14
#1	.0043	-.0416	.0017	.0054	.0012	-.0001	.0000	.0188	.0016
#2	.0071	-.0254	.0055	.0040	.0011	.0001	.0010	.0158	.0003

Elem	Sr4077	Ti3349	W_2079	Zr3391	S_1820	Bi2230	Li6707
Avg	**.0001**	**.0006**	**-.0025**	**.0003**	**.0037**	**-.0004**	**.0003**
Stddev	.0000	.0002	.0009	.0001	.0014	.0003	.0000
%RSD	23.47	28.49	34.25	33.20	37.27	75.90	8.290
#1	.0001	.0005	-.0031	.0002	.0028	-.0002	.0003
#2	.0001	.0007	-.0019	.0004	.0047	-.0006	.0003

Int. Std.	Y_3600	Y_3710	Y_2243	In2306
Avg	**105160.**	**13736.**	**1927.6**	**6640.2**
Stddev	138.	33.	1.6	3.1
%RSD	.13106	.23803	.08559	.04612
#1	105060.	13713.	1926.5	6642.3
#2	105260.	13759.	1928.8	6638.0

Zoom In Zoom Out

Sample Name: jb69686-4 2 Acquired: 6/26/2014 15:35:52 Type: Unk
Method: Accutest1(v206) Mode: CONC Corr. Factor: 1.000000
User: admin Custom ID1: Custom ID2: Custom ID3:
Comment: water rerun 2nd

Elem	Ba4554	Be3130	Cd2288	Co2286	Cr2677	Cu3247	Mn2576	Ni2316	Ag3280
Avg	**.0186**	**.0000**	**.0006**	**.0002**	**.0017**	**.0047**	**.0452**	**.0162**	**.0001**
Stddev	.0001	.0000	.0000	.0001	.0003	.0002	.0002	.0000	.0001
%RSD	.3956	55.10	6.691	62.75	17.06	4.451	.3958	.0235	90.58
#1	.0185	.0000	.0006	.0001	.0015	.0045	.0454	.0162	.0002
#2	.0186	.0000	.0007	.0003	.0019	.0048	.0451	.0162	.0000

Elem	V_2924	Zn2062	As1890	Tl1908	Pb2203	Se1960	Sb2068	Al3961	Ca3179
Avg	**.0001**	**.1485**	**.0006**	**.0018**	**.0036**	**.0085**	**-.0005**	**.0139**	**104.1**
Stddev	.0000	.0000	.0006	.0009	.0009	.0001	.0001	.0006	.3
%RSD	20.44	.0276	94.19	51.62	26.44	1.649	16.02	4.071	.2853
#1	.0001	.1485	.0002	.0012	.0042	.0084	-.0005	.0135	103.9
#2	.0001	.1485	.0010	.0025	.0029	.0086	-.0006	.0143	104.3

Elem	Fe2599	Mg2790	K_7664	Na5895	B_2089	Mo2020	Pd3404	Si2124	Sn1899
Avg	**.1271**	**26.78**	**3.137**	**22.48**	**.1813**	**.0009**	**-.0027**	**13.60**	**.0041**
Stddev	.0029	.11	.003	.03	.0008	.0000	.0000	.01	.0004
%RSD	2.290	.3931	.0814	.1179	.4144	1.878	.8393	.0887	10.39
#1	.1292	26.71	3.135	22.46	.1808	.0009	-.0027	13.59	.0038
#2	.1251	26.86	3.139	22.49	.1818	.0009	-.0026	13.60	.0044

Elem	Sr4077	Ti3349	W_2079	Zr3391	S_1820	Bi2230	Li6707
Avg	**.5316**	**.0026**	**-.0054**	**.0073**	**81.07**	**-.0002**	**.0370**
Stddev	.0008	.0001	.0002	.0001	.20	.0002	.0003
%RSD	.1458	4.121	3.789	.8845	.2488	109.3	.8684
#1	.5321	.0027	-.0052	.0072	80.93	-.0004	.0372
#2	.5310	.0026	-.0055	.0073	81.21	.0000	.0368

Int. Std.	Y_3600	Y_3710	Y_2243	In2306
Avg	**97813.**	**13335.**	**1808.2**	**5983.0**
Stddev	10.	30.	.3	.6
%RSD	.00997	.22769	.01786	.01026
#1	97820.	13356.	1808.0	5983.4
#2	97806.	13313.	1808.4	5982.6

Zoom In Zoom Out

Sample Name: jb69686-8 Acquired: 6/26/2014 15:42:04 Type: Unk
Method: Accutest1(v206) Mode: CONC Corr. Factor: 1.000000
User: admin Custom ID1: Custom ID2: Custom ID3:
Comment: water rerun 2nd

Elem	Ba4554	Be3130	Cd2288	Co2286	Cr2677	Cu3247	Mn2576	Ni2316	Ag3280
Avg	**.1800**	**.0002**	**.0039**	**.0017**	**.0071**	**.0215**	**.2770**	**.0151**	**.0001**
Stddev	.0002	.0000	.0001	.0000	.0003	.0001	.0005	.0001	.0001
%RSD	.1101	.2895	1.340	1.970	3.547	.6878	.1921	.5303	168.1
#1	.1798	.0002	.0040	.0017	.0072	.0216	.2773	.0152	.0002
#2	.1801	.0002	.0039	.0017	.0069	.0214	.2766	.0151	.0000

Elem	V_2924	Zn2062	As1890	Tl1908	Pb2203	Se1960	Sb2068	Al3961	Ca3179
Avg	**.0054**	**1.114**	**.0024**	**-.0013**	**.0214**	**.0034**	**.0004**	**1.972**	**88.83**
Stddev	.0003	.000	.0000	.0002	.0004	.0008	.0010	.002	.45
%RSD	4.802	.0157	.4474	16.03	1.772	22.45	232.7	.1133	.5022
#1	.0056	1.114	.0024	-.0015	.0211	.0029	-.0003	1.971	88.51
#2	.0052	1.114	.0024	-.0012	.0216	.0040	.0012	1.974	89.14

Elem	Fe2599	Mg2790	K_7664	Na5895	B_2089	Mo2020	Pd3404	Si2124	Sn1899
Avg	**3.111**	**15.37**	**8.802**	**9.191**	**.1732**	**.0021**	**-.0027**	**12.80**	**.0057**
Stddev	.006	.03	.035	.011	.0004	.0000	.0001	.02	.0003
%RSD	.2045	.1920	.3967	.1212	.2111	.8098	5.285	.1256	5.352
#1	3.106	15.35	8.777	9.183	.1729	.0021	-.0028	12.79	.0055
#2	3.115	15.39	8.827	9.199	.1734	.0021	-.0026	12.82	.0059

Elem	Sr4077	Ti3349	W_2079	Zr3391	S_1820	Bi2230	Li6707
Avg	**.5938**	**.0580**	**-.0041**	**.0021**	**17.98**	**.0000**	**.0185**
Stddev	.0015	.0002	.0003	.0000	.06	.000	.0002
%RSD	.2489	.4291	6.244	.7008	.3346	1044.	.9964
#1	.5928	.0582	-.0039	.0021	17.94	.0002	.0184
#2	.5949	.0578	-.0043	.0021	18.03	-.0002	.0186

Int. Std.	Y_3600	Y_3710	Y_2243	In2306
Avg	**99196.**	**13506.**	**1835.9**	**6057.7**
Stddev	18.	58.	2.8	6.8
%RSD	.01823	.43018	.15266	.11195
#1	99209.	13547.	1837.9	6062.5
#2	99183.	13465.	1833.9	6052.9

Zoom In Zoom Out

Sample Name: jb69686-11 Acquired: 6/26/2014 15:48:16 Type: Unk
Method: Accutest1(v206) Mode: CONC Corr. Factor: 2.000000
User: admin Custom ID1: Custom ID2: Custom ID3:
Comment: water rerun 2nd

Elem	Ba4554	Be3130	Cd2288	Co2286	Cr2677	Cu3247	Mn2576	Ni2316	Ag3280
Avg	**.1360**	**.0003**	**.0013**	**.0025**	**.0029**	**.0053**	**5.544**	**.0236**	**.0014**
Stddev	.0005	.0000	.0001	.0005	.0002	.0002	.018	.0000	.0005
%RSD	.3555	10.39	7.588	20.99	8.307	4.013	.3248	.0937	36.05
#1	.1356	.0003	.0012	.0029	.0031	.0051	5.531	.0236	.0017
#2	.1363	.0003	.0014	.0021	.0028	.0054	5.557	.0236	.0010

Elem	V_2924	Zn2062	As1890	Tl1908	Pb2203	Se1960	Sb2068	Al3961	Ca3179
Avg	**.0029**	**.3259**	**.0094**	**-.0033**	**.0035**	**.0015**	**.0003**	**.1329**	**232.1**
Stddev	.0004	.0001	.0014	.0002	.0013	.0021	.0008	.0059	1.3
%RSD	11.96	.0459	15.13	5.004	36.72	137.2	272.6	4.408	.5540
#1	.0027	.3258	.0084	-.0034	.0026	.0030	-.0003	.1288	233.1
#2	.0032	.3260	.0104	-.0032	.0044	.0000	.0009	.1371	231.2

Elem	Fe2599	Mg2790	K_7664	Na5895	B_2089	Mo2020	Pd3404	Si2124	Sn1899
Avg	**36.64**	**53.36**	**21.75**	**45.09**	**1.155**	**.0003**	**-.0110**	**6.801**	**.0076**
Stddev	.02	.43	.10	.19	.004	.0002	.0001	.014	.0006
%RSD	.0623	.8044	.4486	.4154	.3098	60.91	1.048	.2010	7.384
#1	36.66	53.66	21.68	44.95	1.157	.0005	-.0109	6.810	.0080
#2	36.63	53.06	21.82	45.22	1.152	.0002	-.0111	6.791	.0072

Elem	Sr4077	Ti3349	W_2079	Zr3391	S_1820	Bi2230	Li6707
Avg	**1.229**	**.0076**	**-.0163**	**.0124**	**117.2**	**.0022**	**.0113**
Stddev	.004	.0004	.0013	.0004	.7	.0012	.0011
%RSD	.3278	5.822	7.932	3.389	.6072	54.43	9.734
#1	1.226	.0073	-.0172	.0121	116.7	.0031	.0121
#2	1.232	.0079	-.0154	.0127	117.7	.0014	.0105

Int. Std.	Y_3600	Y_3710	Y_2243	In2306
Avg	**96172.**	**13246.**	**1782.7**	**5898.9**
Stddev	18.	82.	2.5	3.1
%RSD	.01904	.61932	.14067	.05225
#1	96185.	13188.	1780.9	5896.7
#2	96159.	13304.	1784.5	5901.1

Zoom In Zoom Out

Sample Name: jb69686-4f Acquired: 6/26/2014 15:54:28 Type: Unk
Method: Accutest1(v206) Mode: CONC Corr. Factor: 1.000000
User: admin Custom ID1: Custom ID2: Custom ID3:
Comment: water rerun 2nd

Elem	Ba4554	Be3130	Cd2288	Co2286	Cr2677	Cu3247	Mn2576	Ni2316	Ag3280
Avg	**.0187**	**.0001**	**.0008**	**.0007**	**.0016**	**.0036**	**.2376**	**.0111**	**-.0003**
Stddev	.0000	.0000	.0002	.0001	.0003	.0002	.0004	.0002	.0000
%RSD	.0148	75.43	21.89	17.41	20.73	5.342	.1516	1.731	9.788
#1	.0187	.0001	.0009	.0008	.0018	.0035	.2373	.0113	-.0003
#2	.0187	.0000	.0006	.0006	.0013	.0038	.2378	.0110	-.0002

Elem	V_2924	Zn2062	As1890	Tl1908	Pb2203	Se1960	Sb2068	Al3961	Ca3179
Avg	**-.0002**	**.0729**	**.0006**	**.0004**	**.0014**	**.0057**	**.0005**	**-.0324**	**154.2**
Stddev	.0001	.0003	.0014	.0016	.0003	.0019	.0008	.0041	.4
%RSD	39.11	.4333	246.6	459.1	24.18	33.12	165.0	12.52	.2752
#1	-.0002	.0727	-.0004	.0015	.0012	.0044	.0010	-.0295	153.9
#2	-.0001	.0731	.0015	-.0008	.0017	.0070	-.0001	-.0353	154.5

Elem	Fe2599	Mg2790	K_7664	Na5895	B_2089	Mo2020	Pd3404	Si2124	Sn1899
Avg	**.2705**	**42.79**	**3.311**	**39.62**	**.2923**	**.0010**	**-.0036**	**12.41**	**.0046**
Stddev	.0012	.24	.015	.12	.0011	.0004	.0004	.06	.0005
%RSD	.4286	.5706	.4382	.3003	.3608	37.25	10.44	.4576	11.59
#1	.2713	42.62	3.300	39.70	.2916	.0012	-.0039	12.37	.0050
#2	.2697	42.96	3.321	39.53	.2931	.0007	-.0033	12.45	.0042

Elem	Sr4077	Ti3349	W_2079	Zr3391	S_1820	Bi2230	Li6707
Avg	**.6864**	**.0011**	**-.0017**	**.0133**	**145.8**	**.0002**	**.0254**
Stddev	.0004	.0000	.0014	.0002	.5	.0000	.0010
%RSD	.0635	3.860	79.54	1.786	.3187	29.12	3.917
#1	.6867	.0010	-.0008	.0134	146.2	.0001	.0261
#2	.6861	.0011	-.0027	.0131	145.5	.0002	.0247

Int. Std.	Y_3600	Y_3710	Y_2243	In2306
Avg	**95529.**	**13161.**	**1764.5**	**5777.3**
Stddev	162.	51.	7.2	8.8
%RSD	.17007	.38737	.40686	.15244
#1	95414.	13197.	1769.6	5783.5
#2	95643.	13125.	1759.4	5771.0

Zoom In Zoom Out

Sample Name: jb69686-7f Acquired: 6/26/2014 16:00:40 Type: Unk
Method: Accutest1(v206) Mode: CONC Corr. Factor: 1.000000
User: admin Custom ID1: Custom ID2: Custom ID3:
Comment: water rerun 2nd

Elem	Ba4554	Be3130	Cd2288	Co2286	Cr2677	Cu3247	Mn2576	Ni2316	Ag3280
Avg	**.1913**	**.0009**	**.0007**	**.0014**	**.0027**	**.0019**	**.4418**	**.0030**	**.0002**
Stddev	.0001	.0000	.0002	.0002	.0001	.0001	.0006	.0002	.0000
%RSD	.0322	3.634	26.82	10.89	2.681	4.319	.1295	6.063	2.608
#1	.1913	.0009	.0009	.0013	.0026	.0019	.4422	.0028	.0002
#2	.1912	.0009	.0006	.0016	.0027	.0020	.4414	.0031	.0003

Elem	V_2924	Zn2062	As1890	Tl1908	Pb2203	Se1960	Sb2068	Al3961	Ca3179
Avg	**.0009**	**.0090**	**.0457**	**-.0124**	**.0033**	**.0061**	**-.0005**	**-.0434**	**144.2**
Stddev	.0000	.0000	.0002	.0018	.0001	.0005	.0000	.0045	.3
%RSD	5.589	.5006	.3480	14.48	4.398	7.555	7.104	10.40	.2291
#1	.0009	.0090	.0456	-.0136	.0032	.0065	-.0005	-.0402	144.5
#2	.0008	.0090	.0458	-.0111	.0034	.0058	-.0005	-.0466	144.0

Elem	Fe2599	Mg2790	K_7664	Na5895	B_2089	Mo2020	Pd3404	Si2124	Sn1899
Avg	**18.13**	**99.41**	**45.18**	**93.84**	**1.719**	**.0010**	**-.0069**	**14.72**	**.0047**
Stddev	.04	.28	.00	.15	.007	.0001	.0004	.03	.0008
%RSD	.2109	.2817	.0031	.1642	.3994	5.960	5.661	.2029	17.01
#1	18.15	99.61	45.18	93.73	1.714	.0010	-.0066	14.70	.0041
#2	18.10	99.21	45.18	93.95	1.724	.0011	-.0072	14.74	.0052

Elem	Sr4077	Ti3349	W_2079	Zr3391	S_1820	Bi2230	Li6707
Avg	**1.592**	**.0008**	**-.0015**	**.0063**	**49.72**	**-.0002**	**.0611**
Stddev	.001	.0003	.0010	.0000	.18	.0005	.0002
%RSD	.0305	32.33	67.64	.4594	.3536	219.4	.3202
#1	1.592	.0010	-.0008	.0063	49.59	.0001	.0613
#2	1.592	.0007	-.0022	.0063	49.84	-.0006	.0610

Int. Std.	Y_3600	Y_3710	Y_2243	In2306
Avg	**91910.**	**13106.**	**1714.5**	**5512.7**
Stddev	122.	.	2.5	.3
%RSD	.13259	.00216	.14361	.00533
#1	91996.	13106.	1716.2	5512.5
#2	91824.	13106.	1712.8	5512.9

Zoom In Zoom Out

Sample Name: jb69686-11f Acquired: 6/26/2014 16:06:50 Type: Unk
Method: Accutest1(v206) Mode: CONC Corr. Factor: 2.000000
User: admin Custom ID1: Custom ID2: Custom ID3:
Comment: water rerun 2nd

Elem	Ba4554	Be3130	Cd2288	Co2286	Cr2677	Cu3247	Mn2576	Ni2316	Ag3280
Avg	**.1104**	**.0002**	**.0019**	**.0023**	**.0020**	**.0029**	**5.563**	**.0268**	**.0004**
Stddev	.0006	.0000	.0001	.0003	.0001	.0002	.005	.0008	.0002
%RSD	.5322	5.704	5.418	11.65	5.535	7.821	.0907	2.890	38.90
#1	.1109	.0002	.0020	.0024	.0019	.0028	5.559	.0274	.0003
#2	.1100	.0002	.0018	.0021	.0021	.0031	5.566	.0263	.0006

Elem	V_2924	Zn2062	As1890	Tl1908	Pb2203	Se1960	Sb2068	Al3961	Ca3179
Avg	**.0022**	**.2200**	**.0044**	**-.0039**	**.0012**	**.0006**	**.0004**	**-.0394**	**237.7**
Stddev	.0004	.0000	.0002	.0031	.0000	.0000	.0009	.0081	.6
%RSD	20.75	.0121	5.471	78.61	.2651	4.284	218.5	20.48	.2476
#1	.0025	.2200	.0043	-.0061	.0012	.0007	-.0002	-.0451	237.3
#2	.0018	.2200	.0046	-.0017	.0012	.0006	.0011	-.0337	238.1

Elem	Fe2599	Mg2790	K_7664	Na5895	B_2089	Mo2020	Pd3404	Si2124	Sn1899
Avg	**18.34**	**53.18**	**21.58**	**44.88**	**1.145**	**.0002**	**-.0087**	**7.010**	**.0087**
Stddev	.02	.30	.07	.11	.001	.0002	.0014	.021	.0006
%RSD	.1237	.5650	.3344	.2532	.0952	120.9	16.00	.2924	6.883
#1	18.35	52.97	21.63	44.96	1.145	.0000	-.0097	6.995	.0092
#2	18.32	53.39	21.53	44.80	1.146	.0004	-.0078	7.024	.0083

Elem	Sr4077	Ti3349	W_2079	Zr3391	S_1820	Bi2230	Li6707
Avg	**1.223**	**.0011**	**-.0206**	**.0120**	**129.6**	**.0018**	**.0136**
Stddev	.002	.0006	.0011	.0000	.4	.0007	.0001
%RSD	.1655	54.13	5.430	.1090	.3050	42.13	.9809
#1	1.224	.0007	-.0198	.0120	129.3	.0012	.0135
#2	1.221	.0016	-.0214	.0120	129.9	.0023	.0137

Int. Std.	Y_3600	Y_3710	Y_2243	In2306
Avg	**96405.**	**13238.**	**1786.3**	**5889.2**
Stddev	19.	23.	.7	5.1
%RSD	.01957	.17515	.04011	.08576
#1	96418.	13254.	1785.7	5892.7
#2	96391.	13221.	1786.8	5885.6

Zoom In Zoom Out

Sample Name: jb69686-12f Acquired: 6/26/2014 16:12:59 Type: Unk
Method: Accutest1(v206) Mode: CONC Corr. Factor: 1.000000
User: admin Custom ID1: Custom ID2: Custom ID3:
Comment: water rerun 2nd

Elem	Ba4554	Be3130	Cd2288	Co2286	Cr2677	Cu3247	Mn2576	Ni2316	Ag3280
Avg	**4.986**	**.0012**	**.0009**	**.0027**	**.0037**	**.0028**	**.1677**	**.0047**	**.0002**
Stddev	.002	.0000	.0001	.0001	.0002	.0001	.0004	.0000	.0001
%RSD	.0370	2.281	6.718	4.498	6.121	1.861	.2537	.7668	24.31
#1	4.985	.0012	.0009	.0026	.0035	.0029	.1680	.0047	.0003
#2	4.987	.0012	.0009	.0028	.0038	.0028	.1674	.0048	.0002

Elem	V_2924	Zn2062	As1890	Tl1908	Pb2203	Se1960	Sb2068	Al3961	Ca3179
Avg	**.0025**	**.0090**	**.0275**	**-.0126**	**.0044**	**.0063**	**-.0017**	**-.0606**	**179.7**
Stddev	.0000	.0001	.0010	.0020	.0007	.0007	.0003	.0038	.5
%RSD	.7001	.8821	3.704	15.68	15.38	11.53	18.02	6.325	.2693
#1	.0025	.0090	.0283	-.0139	.0049	.0057	-.0015	-.0578	179.4
#2	.0025	.0091	.0268	-.0112	.0039	.0068	-.0019	-.0633	180.0

Elem	Fe2599	Mg2790	K_7664	Na5895	B_2089	Mo2020	Pd3404	Si2124	Sn1899
Avg	**28.72**	**156.1**	**58.46**	**188.2**	**4.946**	**.0013**	**-.0098**	**12.78**	**.0053**
Stddev	.06	.3	.04	1.3	.007	.0003	.0003	.02	.0008
%RSD	.1959	.2072	.0667	.6872	.1487	19.67	3.446	.1512	15.09
#1	28.68	155.9	58.49	187.3	4.951	.0011	-.0100	12.79	.0047
#2	28.76	156.4	58.43	189.1	4.941	.0015	-.0095	12.77	.0059

Elem	Sr4077	Ti3349	W_2079	Zr3391	S_1820	Bi2230	Li6707
Avg	**2.845**	**.0014**	**-.0024**	**.0095**	**1.936**	**-.0003**	**.0632**
Stddev	.004	.0002	.0004	.0000	.011	.0003	.0006
%RSD	.1336	12.74	16.13	.3028	.5408	111.0	1.002
#1	2.842	.0012	-.0021	.0095	1.928	-.0001	.0636
#2	2.847	.0015	-.0027	.0095	1.943	-.0004	.0627

Int. Std.	Y_3600	Y_3710	Y_2243	In2306
Avg	**88986.**	**13000.**	**1650.5**	**5265.1**
Stddev	106.	12.	3.6	.8
%RSD	.11874	.09603	.21615	.01582
#1	88911.	13009.	1648.0	5264.5
#2	89060.	12991.	1653.1	5265.7

Zoom In Zoom Out

Sample Name: mp80281-mb1 2 Acquired: 6/26/2014 16:19:16 Type: Unk
Method: Accutest1(v206) Mode: CONC Corr. Factor: 1.000000
User: admin Custom ID1: Custom ID2: Custom ID3:
Comment: water rerun 7th

Elem	Ba4554	Be3130	Cd2288	Co2286	Cr2677	Cu3247	Mn2576	Ni2316	Ag3280
Avg	**.0001**	**.0000**	**.0002**	**-.0002**	**.0001**	**.0003**	**.0000**	**.0001**	**-.0001**
Stddev	.0000	.000	.0002	.0000	.0003	.0000	.0000	.0000	.0002
%RSD	36.75	6.625	120.3	18.11	486.3	4.498	100.2	11.07	332.6
#1	.0001	.0000	.0003	-.0003	.0002	.0003	.0000	.0001	-.0002
#2	.0001	.0000	.0000	-.0002	-.0001	.0003	.0000	.0001	.0001

Elem	V_2924	Zn2062	As1890	Tl1908	Pb2203	Se1960	Sb2068	Al3961	Ca3179
Avg	**-.0003**	**.0007**	**-.0003**	**.0002**	**-.0007**	**.0019**	**.0001**	**-.0006**	**.0089**
Stddev	.0001	.0000	.0003	.0006	.0002	.0007	.0008	.0017	.0003
%RSD	52.83	.5620	97.05	295.1	30.33	37.85	529.1	277.2	3.283
#1	-.0004	.0007	-.0001	.0007	-.0006	.0024	.0007	-.0019	.0087
#2	-.0002	.0007	-.0005	-.0002	-.0009	.0014	-.0004	.0006	.0091

Elem	Fe2599	Mg2790	K_7664	Na5895	B_2089	Mo2020	Pd3404	Si2124	Sn1899
Avg	**.0018**	**-.0173**	**.0278**	**.0137**	**.0038**	**-.0007**	**.0001**	**.0039**	**.0007**
Stddev	.0015	.0038	.0112	.0021	.0002	.0001	.0000	.0003	.0000
%RSD	83.23	22.29	40.20	15.14	4.765	12.47	29.26	7.105	6.087
#1	.0029	-.0200	.0199	.0122	.0040	-.0006	.0001	.0037	.0007
#2	.0008	-.0145	.0357	.0152	.0037	-.0007	.0001	.0041	.0007

Elem	Sr4077	Ti3349	W_2079	Zr3391	S_1820	Bi2230	Li6707
Avg	**.0001**	**.0001**	**-.0105**	**-.0004**	**.0038**	**-.0007**	**-.0006**
Stddev	.0000	.0001	.0004	.0002	.0002	.0008	.0009
%RSD	57.78	79.28	4.231	44.21	4.316	107.4	153.4
#1	.0000	.0002	-.0102	-.0006	.0036	-.0002	.0001
#2	.0001	.0000	-.0108	-.0003	.0039	-.0013	-.0013

Int. Std.	Y_3600	Y_3710	Y_2243	In2306
Avg	**102220.**	**13690.**	**1917.6**	**6586.6**
Stddev	2691.	82.	2.2	2.4
%RSD	2.6330	.59806	.11532	.03611
#1	100310.	13748.	1919.2	6588.2
#2	104120.	13632.	1916.1	6584.9

Zoom In Zoom Out

Sample Name: ccv Acquired: 6/26/2014 16:25:35 Type: QC
Method: Accutest1(v206) Mode: CONC Corr. Factor: 1.000000
User: admin Custom ID1: Custom ID2: Custom ID3:
Comment:

Elem	Ba4554	Be3130	Cd2288	Co2286	Cr2677	Cu3247	Mn2576	Ni2316	Ag3280
Units	ppm	ppm	ppm	ppm	ppm	ppm	ppm	ppm	ppm
Avg	**1.949**	**1.975**	**1.976**	**1.962**	**1.948**	**1.896**	**1.976**	**1.984**	**.2379**
Stddev	.002	.002	.001	.005	.001	.004	.001	.001	.0005
%RSD	.0882	.1136	.0697	.2496	.0505	.2123	.0352	.0343	.2308
#1	1.951	1.974	1.975	1.965	1.949	1.899	1.975	1.984	.2383
#2	1.948	1.977	1.977	1.958	1.947	1.893	1.976	1.983	.2375
Check ?	Chk Pass	Chk Pass	Chk Pass	Chk Pass	Chk Pass	Chk Pass	Chk Pass	Chk Pass	Chk Pass
Value									
Range									

Elem	V_2924	Zn2062	As1890	Tl1908	Pb2203	Se1960	Sb2068	Al3961	Ca3179
Units	ppm	ppm	ppm	ppm	ppm	ppm	ppm	ppm	ppm
Avg	**1.924**	**2.003**	**1.947**	**2.093**	**1.983**	**1.959**	**1.947**	**38.30**	**39.41**
Stddev	.000	.000	.004	.007	.003	.004	.001	.04	.07
%RSD	.0137	.0177	.1937	.3525	.1640	.2032	.0247	.1167	.1734
#1	1.924	2.003	1.944	2.088	1.985	1.956	1.947	38.33	39.37
#2	1.925	2.003	1.950	2.098	1.981	1.962	1.946	38.26	39.46
Check ?	Chk Pass	Chk Pass	Chk Pass	Chk Pass	Chk Pass	Chk Pass	Chk Pass	Chk Pass	Chk Pass
Value									
Range									

Elem	Fe2599	Mg2790	K_7664	Na5895	B_2089	Mo2020	Pd3404	Si2124	Sn1899
Units	ppm	ppm	ppm	ppm	ppm	ppm	ppm	ppm	ppm
Avg	**39.58**	**38.82**	**39.10**	**38.67**	**1.982**	**1.978**	**1.900**	**4.877**	**2.015**
Stddev	.03	.13	.04	.00	.003	.003	.001	.002	.004
%RSD	.0757	.3369	.0974	.0117	.1735	.1339	.0271	.0409	.1941
#1	39.56	38.73	39.07	38.67	1.980	1.976	1.900	4.876	2.012
#2	39.60	38.91	39.13	38.68	1.985	1.979	1.900	4.879	2.018
Check ?	Chk Pass	Chk Pass	Chk Pass	Chk Pass	Chk Pass	Chk Pass	Chk Pass	Chk Pass	Chk Pass
Value									
Range									

Zoom In Zoom Out

Sample Name: ccv Acquired: 6/26/2014 16:25:35 Type: QC
Method: Accutest1(v206) Mode: CONC Corr. Factor: 1.000000
User: admin Custom ID1: Custom ID2: Custom ID3:
Comment:

Elem	Sr4077	Ti3349	W_2079	Zr3391	S_1820	Bi2230	Li6707
Units	ppm	ppm	ppm	ppm	ppm	ppm	ppm
Avg	**1.985**	**1.937**	**1.821**	**1.928**	**1.919**	**1.957**	**1.937**
Stddev	.002	.001	.010	.001	.009	.002	.001
%RSD	.1110	.0552	.5472	.0265	.4948	.0997	.0494
#1	1.986	1.937	1.814	1.928	1.913	1.958	1.938
#2	1.983	1.938	1.828	1.928	1.926	1.955	1.937
Check ?	Chk Pass	Chk Pass	Chk Pass	Chk Pass	Chk Pass	Chk Pass	Chk Pass
Value							
Range							

Int. Std.	Y_3600	Y_3710	Y_2243	In2306
Units	Cts/S	Cts/S	Cts/S	Cts/S
Avg	**99272.**	**13590.**	**1888.7**	**6058.9**
Stddev	52.	1.	1.5	.4
%RSD	.05188	.00731	.08205	.00640
#1	99308.	13589.	1889.8	6059.1
#2	99235.	13591.	1887.7	6058.6

Zoom In Zoom Out

Sample Name: ccb Acquired: 6/26/2014 16:31:38 Type: QC
Method: Accutest1(v206) Mode: CONC Corr. Factor: 1.000000
User: admin Custom ID1: Custom ID2: Custom ID3:
Comment:

Elem	Ba4554	Be3130	Cd2288	Co2286	Cr2677	Cu3247	Mn2576	Ni2316	Ag3280
Units	ppm	ppm	ppm	ppm	ppm	ppm	ppm	ppm	ppm
Avg	**.0001**	**-.0001**	**.0001**	**.0000**	**.0001**	**-.0001**	**.0000**	**.0000**	**.0000**
Stddev	.0000	.0000	.0002	.000	.0000	.0002	.0000	.000	.000
%RSD	3.569	17.74	201.0	164.3	37.96	170.8	122.8	204.5	771.7
#1	.0001	-.0001	.0000	-.0001	.0001	-.0002	.0000	.0000	-.0002
#2	.0002	-.0001	.0002	.0000	.0002	.0000	.0000	-.0001	.0001
Check ?	Chk Pass	Chk Pass	Chk Pass	Chk Pass	Chk Pass	Chk Pass	Chk Pass	Chk Pass	Chk Pass
High Limit									
Low Limit									

Elem	V_2924	Zn2062	As1890	Tl1908	Pb2203	Se1960	Sb2068	Al3961	Ca3179
Units	ppm	ppm	ppm	ppm	ppm	ppm	ppm	ppm	ppm
Avg	**-.0003**	**.0000**	**-.0005**	**.0005**	**-.0001**	**-.0004**	**.0001**	**-.0083**	**.0021**
Stddev	.0002	.0000	.0004	.0007	.0010	.0011	.0002	.0022	.0034
%RSD	88.71	78.32	83.64	129.7	1175.	261.4	153.6	26.23	158.7
#1	-.0001	.0001	-.0002	.0000	.0006	-.0012	.0000	-.0098	-.0003
#2	-.0004	.0000	-.0008	.0010	-.0008	.0003	.0003	-.0068	.0045
Check ?	Chk Pass	Chk Pass	Chk Pass	Chk Pass	Chk Pass	Chk Pass	Chk Pass	Chk Pass	Chk Pass
High Limit									
Low Limit									

Elem	Fe2599	Mg2790	K_7664	Na5895	B_2089	Mo2020	Pd3404	Si2124	Sn1899
Units	ppm	ppm	ppm	ppm	ppm	ppm	ppm	ppm	ppm
Avg	**.0023**	**-.0129**	**.0013**	**.0023**	**.0024**	**.0009**	**.0009**	**.0025**	**.0006**
Stddev	.0009	.0184	.0054	.0028	.0001	.0005	.0005	.0004	.0000
%RSD	36.56	142.0	403.2	118.8	4.013	53.18	50.06	14.19	8.556
#1	.0017	-.0259	.0051	.0043	.0025	.0013	.0013	.0028	.0006
#2	.0030	.0001	-.0025	.0004	.0024	.0006	.0006	.0023	.0005
Check ?	Chk Pass	Chk Pass	Chk Pass	Chk Pass	Chk Pass	Chk Pass	Chk Pass	Chk Pass	Chk Pass
High Limit									
Low Limit									

Zoom In Zoom Out

Sample Name: ccb Acquired: 6/26/2014 16:31:38 Type: QC
Method: Accutest1(v206) Mode: CONC Corr. Factor: 1.000000
User: admin Custom ID1: Custom ID2: Custom ID3:
Comment:

Elem	Sr4077	Ti3349	W_2079	Zr3391	S_1820	Bi2230	Li6707
Units	ppm	ppm	ppm	ppm	ppm	ppm	ppm
Avg	**.0001**	**.0001**	**-.0006**	**.0001**	**.0011**	**.0006**	**-.0004**
Stddev	.0000	.0000	.0011	.0000	.0009	.0003	.0007
%RSD	73.48	40.45	170.4	43.72	79.40	44.75	177.3
#1	.0001	.0001	.0001	.0001	.0005	.0004	.0001
#2	.0000	.0001	-.0014	.0001	.0017	.0008	-.0009
Check ?	Chk Pass	Chk Pass	Chk Pass	Chk Pass	Chk Pass	Chk Pass	Chk Pass
High Limit							
Low Limit							

Int. Std.	Y_3600	Y_3710	Y_2243	In2306
Units	Cts/S	Cts/S	Cts/S	Cts/S
Avg	**104000.**	**13494.**	**1938.5**	**6621.6**
Stddev	327.	61.	6.4	10.8
%RSD	.31407	.45205	.33154	.16305
#1	104230.	13537.	1934.0	6614.0
#2	103770.	13451.	1943.1	6629.3

Zoom In Zoom Out

Sample Name: mp80281-lc1 Acquired: 6/26/2014 16:37:57 Type: Unk
Method: Accutest1(v206) Mode: CONC Corr. Factor: 1.000000
User: admin Custom ID1: Custom ID2: Custom ID3:
Comment: water rerun 7th

Elem	Ba4554	Be3130	Cd2288	Co2286	Cr2677	Cu3247	Mn2576	Ni2316	Ag3280
Avg	**.4821**	**.4916**	**.4869**	**.4710**	**.4874**	**.4565**	**.5012**	**.4868**	**.1800**
Stddev	.0004	.0001	.0015	.0008	.0001	.0007	.0002	.0001	.0003
%RSD	.0780	.0296	.3121	.1757	.0169	.1561	.0389	.0139	.1416
#1	.4824	.4917	.4880	.4704	.4873	.4570	.5014	.4867	.1798
#2	.4818	.4915	.4859	.4716	.4874	.4559	.5011	.4868	.1802

Elem	V_2924	Zn2062	As1890	Tl1908	Pb2203	Se1960	Sb2068	Al3961	Ca3179
Avg	**.4871**	**.5008**	**.4818**	**.5194**	**.4908**	**.4938**	**.4750**	**4.726**	**5.268**
Stddev	.0010	.0002	.0022	.0004	.0010	.0027	.0002	.020	.016
%RSD	.2140	.0428	.4660	.0761	.1948	.5482	.0397	.4143	.2947
#1	.4878	.5006	.4834	.5197	.4901	.4919	.4748	4.739	5.257
#2	.4863	.5009	.4802	.5191	.4915	.4957	.4751	4.712	5.279

Elem	Fe2599	Mg2790	K_7664	Na5895	B_2089	Mo2020	Pd3404	Si2124	Sn1899
Avg	**5.415**	**5.206**	**9.694**	**9.591**	**.0058**	**.4927**	**-.0048**	**.0255**	**.0030**
Stddev	.016	.033	.035	.013	.0004	.0001	.0001	.0000	.0000
%RSD	.2991	.6266	.3582	.1401	7.256	.0184	1.598	.0288	.2471
#1	5.403	5.183	9.669	9.600	.0061	.4928	-.0049	.0255	.0030
#2	5.426	5.229	9.718	9.581	.0055	.4926	-.0048	.0255	.0030

Elem	Sr4077	Ti3349	W_2079	Zr3391	S_1820	Bi2230	Li6707
Avg	**-.0001**	**.4909**	**.0017**	**.0067**	**-.0012**	**-.0002**	**.0005**
Stddev	.0000	.0008	.0005	.0002	.0003	.0012	.0007
%RSD	.5119	.1644	26.97	3.344	26.01	597.4	129.6
#1	-.0001	.4915	.0020	.0068	-.0014	-.0011	.0010
#2	-.0001	.4903	.0014	.0065	-.0010	.0007	.0000

Int. Std.	Y_3600	Y_3710	Y_2243	In2306
Avg	**101710.**	**13594.**	**1906.0**	**6386.2**
Stddev	330.	40.	5.2	5.1
%RSD	.32435	.29137	.27065	.08017
#1	101480.	13622.	1902.4	6382.6
#2	101950.	13566.	1909.7	6389.8

Zoom In Zoom Out

Sample Name: mp80281-s1 Acquired: 6/26/2014 16:44:04 Type: Unk
Method: Accutest1(v206) Mode: CONC Corr. Factor: 1.000000
User: admin Custom ID1: Custom ID2: Custom ID3:
Comment: water rerun 7th

Elem	Ba4554	Be3130	Cd2288	Co2286	Cr2677	Cu3247	Mn2576	Ni2316	Ag3280
Avg	**1.865**	**.0475**	**.0501**	**.4751**	**.2185**	**.2418**	**1.041**	**.4865**	**.0499**
Stddev	.001	.0000	.0001	.0010	.0001	.0011	.001	.0007	.0002
%RSD	.0442	.0806	.2759	.2042	.0396	.4519	.0592	.1481	.3890
#1	1.866	.0475	.0500	.4744	.2184	.2410	1.040	.4860	.0500
#2	1.864	.0475	.0502	.4757	.2185	.2425	1.041	.4870	.0498

Elem	V_2924	Zn2062	As1890	Tl1908	Pb2203	Se1960	Sb2068	Al3961	Ca3179
Avg	**.4748**	**.5301**	**2.076**	**1.895**	**.4808**	**2.150**	**.4995**	**3.129**	**193.7**
Stddev	.0010	.0013	.005	.013	.0035	.004	.0009	.004	.6
%RSD	.2057	.2476	.2629	.6606	.7197	.2080	.1891	.1245	.3344
#1	.4742	.5292	2.072	1.887	.4783	2.147	.4989	3.126	194.2
#2	.4755	.5310	2.080	1.904	.4832	2.153	.5002	3.132	193.3

Elem	Fe2599	Mg2790	K_7664	Na5895	B_2089	Mo2020	Pd3404	Si2124	Sn1899
Avg	**2.637**	**27.31**	**26.84**	**612.6**	**.0775**	**.0033**	**-.0100**	**8.261**	**.0057**
Stddev	.003	.15	.01	4.2	.0001	.0002	.0001	.010	.0001
%RSD	.0943	.5639	.0208	.6828	.1382	6.786	1.057	.1214	1.128
#1	2.639	27.42	26.84	615.5	.0776	.0035	-.0101	8.253	.0057
#2	2.635	27.20	26.84	609.6	.0775	.0031	-.0099	8.268	.0058

Elem	Sr4077	Ti3349	W_2079	Zr3391	S_1820	Bi2230	Li6707
Avg	**.1694**	**.0307**	**-.0054**	**.0366**	**346.5**	**-.0001**	**.0031**
Stddev	.0004	.0002	.0003	.0000	.9	.0002	.0005
%RSD	.2120	.7264	6.183	.0052	.2577	155.9	16.54
#1	.1697	.0306	-.0056	.0366	345.9	-.0002	.0035
#2	.1692	.0309	-.0051	.0366	347.1	.0000	.0028

Int. Std.	Y_3600	Y_3710	Y_2243	In2306
Avg	**88265.**	**13075.**	**1658.8**	**5024.0**
Stddev	29.	38.	2.9	11.1
%RSD	.03317	.28866	.17731	.22114
#1	88286.	13049.	1660.9	5031.8
#2	88244.	13102.	1656.8	5016.1

Zoom In Zoom Out

Sample Name: mp80281-s1 Acquired: 6/26/2014 16:50:14 Type: Unk
Method: Accutest1(v206) Mode: CONC Corr. Factor: 5.000000
User: admin Custom ID1: Custom ID2: Custom ID3:
Comment: water rerun 7th

Elem	Ba4554	Be3130	Cd2288	Co2286	Cr2677	Cu3247	Mn2576	Ni2316	Ag3280
Avg	**1.821**	**.0472**	**.0482**	**.4623**	**.2237**	**.2286**	**1.056**	**.4767**	**.0455**
Stddev	.001	.0003	.0006	.0006	.0017	.0001	.002	.0013	.0013
%RSD	.0348	.5731	1.233	.1397	.7791	.0547	.1432	.2645	2.782
#1	1.821	.0474	.0486	.4618	.2249	.2285	1.057	.4776	.0446
#2	1.820	.0470	.0478	.4627	.2225	.2287	1.055	.4758	.0464

Elem	V_2924	Zn2062	As1890	Tl1908	Pb2203	Se1960	Sb2068	Al3961	Ca3179
Avg	**.4688**	**.5383**	**1.944**	**1.988**	**.4842**	**1.949**	**.4650**	**3.034**	**195.0**
Stddev	.0013	.0015	.009	.025	.0016	.006	.0059	.035	1.0
%RSD	.2795	.2805	.4360	1.285	.3308	.2927	1.275	1.165	.5215
#1	.4678	.5373	1.950	2.006	.4831	1.945	.4692	3.009	195.7
#2	.4697	.5394	1.938	1.970	.4854	1.953	.4608	3.059	194.3

Elem	Fe2599	Mg2790	K_7664	Na5895	B_2089	Mo2020	Pd3404	Si2124	Sn1899
Avg	**2.674**	**27.46**	**25.78**	**644.3**	**.0555**	**.0017**	**-.0103**	**8.002**	**.0156**
Stddev	.007	.24	.03	15.2	.0017	.0001	.0018	.015	.0029
%RSD	.2579	.8882	.1012	2.354	3.137	3.196	17.30	.1860	18.32
#1	2.678	27.63	25.80	655.1	.0542	.0017	-.0116	7.991	.0135
#2	2.669	27.29	25.77	633.6	.0567	.0017	-.0091	8.012	.0176

Elem	Sr4077	Ti3349	W_2079	Zr3391	S_1820	Bi2230	Li6707
Avg	**.1679**	**.0358**	**-.0456**	**.0327**	**344.1**	**.0020**	**.0050**
Stddev	.0006	.0011	.0011	.0001	.5	.0032	.0029
%RSD	.3401	2.947	2.417	.2135	.1417	159.9	59.08
#1	.1675	.0365	-.0464	.0327	344.5	-.0003	.0029
#2	.1683	.0350	-.0448	.0328	343.8	.0043	.0071

Int. Std.	Y_3600	Y_3710	Y_2243	In2306
Avg	**98726.**	**13676.**	**1868.7**	**5975.7**
Stddev	16.	116.	1.9	5.2
%RSD	.01574	.84726	.10259	.08768
#1	98737.	13594.	1870.1	5979.4
#2	98715.	13758.	1867.4	5972.0

Zoom In Zoom Out

Sample Name: mp80281-s2 Acquired: 6/26/2014 16:56:30 Type: Unk
Method: Accutest1(v206) Mode: CONC Corr. Factor: 1.000000
User: admin Custom ID1: Custom ID2: Custom ID3:
Comment: water rerun 7th

Elem	Ba4554	Be3130	Cd2288	Co2286	Cr2677	Cu3247	Mn2576	Ni2316	Ag3280
Avg	**1.859**	**.0470**	**.0497**	**.4726**	**.2170**	**.2401**	**1.027**	**.4852**	**.0496**
Stddev	.001	.0000	.0002	.0002	.0011	.0005	.002	.0004	.0007
%RSD	.0698	.0575	.4887	.0365	.5284	.1908	.1824	.0902	1.431
#1	1.860	.0471	.0496	.4724	.2162	.2405	1.025	.4849	.0491
#2	1.858	.0470	.0499	.4727	.2178	.2398	1.028	.4855	.0501

Elem	V_2924	Zn2062	As1890	Tl1908	Pb2203	Se1960	Sb2068	Al3961	Ca3179
Avg	**.4724**	**.5268**	**2.067**	**1.906**	**.4802**	**2.146**	**.4966**	**3.128**	**188.0**
Stddev	.0013	.0023	.008	.013	.0003	.002	.0000	.000	.3
%RSD	.2777	.4373	.3910	.6955	.0561	.0876	.0100	.0071	.1488
#1	.4715	.5252	2.062	1.896	.4800	2.145	.4966	3.128	188.2
#2	.4733	.5284	2.073	1.915	.4803	2.147	.4965	3.128	187.8

Elem	Fe2599	Mg2790	K_7664	Na5895	B_2089	Mo2020	Pd3404	Si2124	Sn1899
Avg	**2.605**	**26.89**	**26.65**	**593.8**	**.0756**	**.0030**	**-.0097**	**8.195**	**.0059**
Stddev	.006	.13	.04	3.2	.0006	.0002	.0005	.010	.0003
%RSD	.2289	.4924	.1493	.5445	.7299	7.723	4.854	.1167	4.414
#1	2.609	26.98	26.68	596.1	.0760	.0028	-.0100	8.188	.0061
#2	2.600	26.79	26.62	591.5	.0752	.0031	-.0093	8.201	.0057

Elem	Sr4077	Ti3349	W_2079	Zr3391	S_1820	Bi2230	Li6707
Avg	**.1658**	**.0328**	**-.0072**	**.0353**	**342.8**	**-.0011**	**.0038**
Stddev	.0001	.0017	.0008	.0003	1.8	.0002	.0008
%RSD	.0547	5.163	10.61	.8743	.5223	13.98	20.63
#1	.1657	.0316	-.0066	.0351	341.6	-.0010	.0032
#2	.1658	.0340	-.0077	.0355	344.1	-.0012	.0044

Int. Std.	Y_3600	Y_3710	Y_2243	In2306
Avg	**88131.**	**13188.**	**1663.1**	**5033.4**
Stddev	76.	78.	3.4	5.4
%RSD	.08663	.59428	.20514	.10673
#1	88185.	13132.	1665.5	5037.2
#2	88077.	13243.	1660.7	5029.6

Zoom In Zoom Out

Sample Name: mp80281-s2 Acquired: 6/26/2014 17:02:41 Type: Unk
Method: Accutest1(v206) Mode: CONC Corr. Factor: 5.000000
User: admin Custom ID1: Custom ID2: Custom ID3:
Comment: water rerun 7th

Elem	Ba4554	Be3130	Cd2288	Co2286	Cr2677	Cu3247	Mn2576	Ni2316	Ag3280
Avg	**1.812**	**.0468**	**.0491**	**.4619**	**.2223**	**.2325**	**1.049**	**.4727**	**.0452**
Stddev	.001	.0004	.0004	.0014	.0005	.0003	.004	.0004	.0010
%RSD	.0674	.9493	.7932	.3100	.2036	.1188	.3649	.0893	2.219
#1	1.813	.0471	.0488	.4629	.2220	.2324	1.047	.4724	.0445
#2	1.811	.0465	.0494	.4609	.2226	.2327	1.052	.4730	.0459

Elem	V_2924	Zn2062	As1890	Tl1908	Pb2203	Se1960	Sb2068	Al3961	Ca3179
Avg	**.4764**	**.5332**	**1.941**	**1.975**	**.4864**	**1.946**	**.4683**	**3.011**	**189.1**
Stddev	.0029	.0035	.012	.014	.0008	.010	.0008	.018	.4
%RSD	.6186	.6654	.6333	.6892	.1607	.4935	.1752	.5978	.2361
#1	.4744	.5307	1.932	1.985	.4858	1.953	.4677	3.024	189.4
#2	.4785	.5357	1.949	1.966	.4869	1.939	.4689	2.999	188.7

Elem	Fe2599	Mg2790	K_7664	Na5895	B_2089	Mo2020	Pd3404	Si2124	Sn1899
Avg	**2.608**	**26.79**	**25.62**	**640.8**	**.0519**	**.0013**	**-.0122**	**7.815**	**.0168**
Stddev	.010	.01	.15	.5	.0017	.0000	.0011	.014	.0000
%RSD	.3922	.0351	.5856	.0772	3.271	3.377	9.027	.1827	.0038
#1	2.601	26.79	25.72	641.2	.0507	.0013	-.0130	7.805	.0168
#2	2.616	26.80	25.51	640.5	.0531	.0014	-.0114	7.825	.0168

Elem	Sr4077	Ti3349	W_2079	Zr3391	S_1820	Bi2230	Li6707
Avg	**.1626**	**.0318**	**-.0503**	**.0313**	**337.1**	**.0033**	**.0047**
Stddev	.0004	.0004	.0005	.0003	1.6	.0006	.0047
%RSD	.2612	1.103	.9899	.8470	.4604	16.61	98.83
#1	.1629	.0315	-.0499	.0315	338.2	.0030	.0014
#2	.1623	.0320	-.0506	.0312	336.1	.0037	.0081

Int. Std.	Y_3600	Y_3710	Y_2243	In2306
Avg	**97491.**	**13661.**	**1863.0**	**5952.0**
Stddev	1.	33.	2.4	14.6
%RSD	.00086	.24452	.13074	.24588
#1	97490.	13637.	1861.3	5941.6
#2	97491.	13684.	1864.7	5962.3

Zoom In Zoom Out

Sample Name: jb69865-6 Acquired: 6/26/2014 17:08:58 Type: Unk
Method: Accutest1(v206) Mode: CONC Corr. Factor: 1.000000
User: admin Custom ID1: Custom ID2: Custom ID3:
Comment: water rerun 7th

Elem	Ba4554	Be3130	Cd2288	Co2286	Cr2677	Cu3247	Mn2576	Ni2316	Ag3280
Avg	**.0224**	**.0001**	**.0027**	**.0014**	**.0357**	**.0121**	**.5394**	**.0030**	**.0005**
Stddev	.0001	.0000	.0001	.0001	.0005	.0003	.0014	.0005	.0002
%RSD	.2438	1.680	4.458	4.409	1.432	2.643	.2613	15.92	44.72
#1	.0224	.0001	.0027	.0013	.0354	.0123	.5385	.0027	.0007
#2	.0223	.0001	.0026	.0014	.0361	.0118	.5404	.0034	.0004

Elem	V_2924	Zn2062	As1890	Tl1908	Pb2203	Se1960	Sb2068	Al3961	Ca3179
Avg	**.0125**	**.0512**	**.0018**	**.0031**	**.0033**	**.0035**	**.0043**	**1.120**	**158.6**
Stddev	.0001	.0001	.0012	.0006	.0005	.0029	.0006	.000	.3
%RSD	.6635	.2159	65.63	17.61	14.24	82.03	12.93	.0306	.1773
#1	.0124	.0512	.0027	.0035	.0030	.0056	.0039	1.121	158.4
#2	.0125	.0513	.0010	.0027	.0036	.0015	.0047	1.120	158.8

Elem	Fe2599	Mg2790	K_7664	Na5895	B_2089	Mo2020	Pd3404	Si2124	Sn1899
Avg	**1.670**	**4.103**	**2.406**	**550.6**	**.0698**	**.0014**	**-.0039**	**7.397**	**.0046**
Stddev	.004	.022	.009	3.9	.0012	.0001	.0001	.024	.0009
%RSD	.2228	.5255	.3955	.7153	1.727	3.678	3.482	.3201	19.43
#1	1.668	4.088	2.399	553.3	.0689	.0014	-.0038	7.381	.0052
#2	1.673	4.118	2.413	547.8	.0706	.0015	-.0040	7.414	.0039

Elem	Sr4077	Ti3349	W_2079	Zr3391	S_1820	Bi2230	Li6707
Avg	**.1560**	**.0303**	**-.0098**	**.0308**	**319.3**	**.0003**	**.0029**
Stddev	.0006	.0000	.0004	.0002	.9	.0001	.0003
%RSD	.3823	.1196	4.346	.5682	.2731	18.74	9.524
#1	.1556	.0303	-.0095	.0307	318.7	.0004	.0031
#2	.1564	.0303	-.0101	.0309	319.9	.0003	.0027

Int. Std.	Y_3600	Y_3710	Y_2243	In2306
Avg	**89396.**	**13109.**	**1692.0**	**5139.2**
Stddev	312.	35.	2.3	10.5
%RSD	.34874	.27077	.13578	.20431
#1	89176.	13134.	1693.6	5146.6
#2	89617.	13084.	1690.3	5131.8

Zoom In Zoom Out

Sample Name: jb69865-6 Acquired: 6/26/2014 17:15:18 Type: Unk
Method: Accutest1(v206) Mode: CONC Corr. Factor: 5.000000
User: admin Custom ID1: Custom ID2: Custom ID3:
Comment: water rerun 7th

Elem	Ba4554	Be3130	Cd2288	Co2286	Cr2677	Cu3247	Mn2576	Ni2316	Ag3280
Avg	**.0228**	**.0000**	**.0045**	**.0013**	**.0388**	**.0141**	**.5510**	**.0015**	**-.0002**
Stddev	.0004	.000	.0014	.0024	.0008	.0012	.0014	.0013	.0008
%RSD	1.926	1038.	30.89	186.2	2.048	8.425	.2505	86.87	327.0
#1	.0225	-.0001	.0055	-.0004	.0393	.0132	.5501	.0023	.0003
#2	.0231	.0001	.0035	.0030	.0382	.0149	.5520	.0006	-.0008

Elem	V_2924	Zn2062	As1890	Tl1908	Pb2203	Se1960	Sb2068	Al3961	Ca3179
Avg	**.0100**	**.0518**	**.0003**	**.0131**	**.0047**	**-.0047**	**.0031**	**1.062**	**160.2**
Stddev	.0010	.0008	.0001	.0059	.0003	.0008	.0004	.003	.6
%RSD	9.931	1.450	29.35	45.29	6.989	16.54	12.49	.2742	.3593
#1	.0093	.0523	.0003	.0089	.0050	-.0053	.0028	1.060	159.8
#2	.0107	.0513	.0004	.0172	.0045	-.0042	.0034	1.064	160.6

Elem	Fe2599	Mg2790	K_7664	Na5895	B_2089	Mo2020	Pd3404	Si2124	Sn1899
Avg	**1.716**	**4.113**	**2.485**	**596.7**	**.0496**	**-.0013**	**-.0055**	**7.234**	**.0137**
Stddev	.015	.025	.055	.3	.0014	.0002	.0037	.007	.0010
%RSD	.8747	.6085	2.202	.0523	2.781	18.58	65.88	.1026	6.966
#1	1.727	4.095	2.446	596.5	.0505	-.0012	-.0030	7.239	.0130
#2	1.705	4.131	2.523	596.9	.0486	-.0015	-.0081	7.228	.0143

Elem	Sr4077	Ti3349	W_2079	Zr3391	S_1820	Bi2230	Li6707
Avg	**.1557**	**.0303**	**-.0532**	**.0285**	**320.5**	**.0029**	**-.0002**
Stddev	.0003	.0009	.0006	.0005	.2	.0026	.0034
%RSD	.1668	2.838	1.086	1.585	.0584	89.46	2010.
#1	.1556	.0309	-.0536	.0281	320.6	.0011	.0023
#2	.1559	.0297	-.0528	.0288	320.4	.0047	-.0026

Int. Std.	Y_3600	Y_3710	Y_2243	In2306
Avg	**97633.**	**13394.**	**1854.5**	**5958.2**
Stddev	65.	41.	1.8	.3
%RSD	.06654	.30437	.09798	.00433
#1	97587.	13423.	1853.2	5958.1
#2	97679.	13365.	1855.7	5958.4

Zoom In Zoom Out

Sample Name: mp80281-sd1 Acquired: 6/26/2014 17:21:32 Type: Unk
Method: Accutest1(v206) Mode: CONC Corr. Factor: 5.000000
User: admin Custom ID1: Custom ID2: Custom ID3:
Comment: water rerun 7th

Elem	Ba4554	Be3130	Cd2288	Co2286	Cr2677	Cu3247	Mn2576	Ni2316	Ag3280
Avg	**.0227**	**.0001**	**.0040**	**.0016**	**.0395**	**.0136**	**.5483**	**.0032**	**-.0013**
Stddev	.0001	.0001	.0006	.0012	.0005	.0005	.0034	.0016	.0013
%RSD	.2333	293.7	16.11	72.02	1.377	3.393	.6220	50.32	100.9
#1	.0227	.0002	.0035	.0025	.0399	.0139	.5507	.0021	-.0004
#2	.0228	-.0001	.0044	.0008	.0391	.0132	.5459	.0044	-.0022

Elem	V_2924	Zn2062	As1890	Tl1908	Pb2203	Se1960	Sb2068	Al3961	Ca3179
Avg	**.0107**	**.0515**	**.0017**	**.0086**	**.0023**	**-.0030**	**.0021**	**1.090**	**163.9**
Stddev	.0009	.0015	.0023	.0019	.0018	.0057	.0015	.001	1.3
%RSD	8.510	2.946	131.5	22.21	81.57	187.1	72.00	.1304	.8135
#1	.0101	.0504	.0033	.0099	.0036	-.0070	.0010	1.089	164.9
#2	.0114	.0525	.0001	.0072	.0010	.0010	.0032	1.091	163.0

Elem	Fe2599	Mg2790	K_7664	Na5895	B_2089	Mo2020	Pd3404	Si2124	Sn1899
Avg	**1.747**	**4.218**	**2.379**	**593.5**	**.0448**	**-.0004**	**-.0032**	**7.116**	**.0171**
Stddev	.027	.112	.000	17.9	.0047	.0005	.0025	.194	.0003
%RSD	1.539	2.648	.0066	3.016	10.55	123.4	78.65	2.730	1.605
#1	1.766	4.297	2.379	606.2	.0414	-.0008	-.0014	6.979	.0169
#2	1.728	4.139	2.379	580.8	.0481	-.0001	-.0049	7.253	.0173

Elem	Sr4077	Ti3349	W_2079	Zr3391	S_1820	Bi2230	Li6707
Avg	**.1599**	**.0305**	**-.0523**	**.0287**	**314.9**	**.0038**	**.0008**
Stddev	.0024	.0017	.0042	.0007	5.5	.0026	.0026
%RSD	1.522	5.634	7.996	2.562	1.744	69.51	308.6
#1	.1616	.0317	-.0553	.0282	311.0	.0056	.0026
#2	.1582	.0292	-.0493	.0292	318.8	.0019	-.0010

Int. Std.	Y_3600	Y_3710	Y_2243	In2306
Avg	**97371.**	**13267.**	**1854.6**	**5970.7**
Stddev	39.	7.	46.8	139.0
%RSD	.03997	.05520	2.5209	2.3282
#1	97344.	13262.	1887.6	6069.0
#2	97399.	13272.	1821.5	5872.4

Zoom In Zoom Out

Sample Name: mp80281-sd1 Acquired: 6/26/2014 17:27:47 Type: Unk
Method: Accutest1(v206) Mode: CONC Corr. Factor: 25.000000
User: admin Custom ID1: Custom ID2: Custom ID3:
Comment: water rerun 7th

Elem	Ba4554	Be3130	Cd2288	Co2286	Cr2677	Cu3247	Mn2576	Ni2316	Ag3280
Avg	**.0234**	**-.0007**	**.0061**	**.0003**	**.0477**	**.0204**	**.5928**	**-.0025**	**-.0041**
Stddev	.0002	.0001	.0035	.0005	.0021	.0119	.0320	.0069	.0007
%RSD	1.045	15.97	57.18	211.7	4.348	58.51	5.398	275.6	16.06
#1	.0233	-.0008	.0036	.0006	.0462	.0288	.6154	-.0074	-.0036
#2	.0236	-.0007	.0086	-.0001	.0491	.0120	.5702	.0024	-.0046

Elem	V_2924	Zn2062	As1890	Tl1908	Pb2203	Se1960	Sb2068	Al3961	Ca3179
Avg	**.0132**	**.0564**	**-.0091**	**.0240**	**.0208**	**-.0346**	**.0289**	**1.034**	**166.9**
Stddev	.0043	.0006	.0029	.0090	.0040	.0187	.0195	.075	.8
%RSD	32.88	1.030	31.16	37.35	19.14	54.06	67.52	7.265	.4898
#1	.0162	.0560	-.0112	.0303	.0236	-.0478	.0151	1.087	167.5
#2	.0101	.0568	-.0071	.0176	.0180	-.0214	.0427	.9811	166.3

Elem	Fe2599	Mg2790	K_7664	Na5895	B_2089	Mo2020	Pd3404	Si2124	Sn1899
Avg	**1.773**	**4.003**	**2.191**	**615.9**	**.0101**	**-.0157**	**-.0028**	**7.435**	**.0346**
Stddev	.037	.241	.138	1.3	.0116	.0017	.0222	.014	.0090
%RSD	2.102	6.026	6.290	.2078	114.4	10.82	791.5	.1816	26.05
#1	1.799	3.833	2.288	616.8	.0183	-.0145	.0129	7.425	.0410
#2	1.746	4.174	2.093	615.0	.0019	-.0169	-.0185	7.444	.0283

Elem	Sr4077	Ti3349	W_2079	Zr3391	S_1820	Bi2230	Li6707
Avg	**.1622**	**.0324**	**-.2612**	**.0150**	**318.1**	**.0188**	**.0031**
Stddev	.0004	.0071	.0026	.0009	.9	.0080	.0003
%RSD	.2616	21.88	1.003	5.989	.2742	42.51	10.66
#1	.1625	.0374	-.2631	.0143	318.7	.0245	.0033
#2	.1619	.0274	-.2594	.0156	317.5	.0132	.0029

Int. Std.	Y_3600	Y_3710	Y_2243	In2306
Avg	**98632.**	**13512.**	**1911.0**	**6388.9**
Stddev	4674.	54.	2.8	5.1
%RSD	4.7390	.40212	.14644	.07963
#1	95327.	13473.	1909.0	6385.3
#2	101940.	13550.	1912.9	6392.5

Zoom In Zoom Out

Sample Name: ccv Acquired: 6/26/2014 17:34:01 Type: QC
Method: Accutest1(v206) Mode: CONC Corr. Factor: 1.000000
User: admin Custom ID1: Custom ID2: Custom ID3:
Comment: 1

Elem	Ba4554	Be3130	Cd2288	Co2286	Cr2677	Cu3247	Mn2576	Ni2316	Ag3280
Units	ppm	ppm	ppm	ppm	ppm	ppm	ppm	ppm	ppm
Avg	**1.954**	**1.970**	**1.990**	**1.976**	**1.959**	**1.911**	**1.986**	**2.001**	**.2383**
Stddev	.004	.005	.003	.001	.001	.003	.003	.001	.0002
%RSD	.1872	.2668	.1656	.0689	.0417	.1369	.1429	.0371	.0926
#1	1.951	1.966	1.988	1.975	1.959	1.913	1.984	2.002	.2382
#2	1.956	1.973	1.993	1.977	1.960	1.909	1.988	2.001	.2385
Check ?	Chk Pass	Chk Pass	Chk Pass	Chk Pass	Chk Pass	Chk Pass	Chk Pass	Chk Pass	Chk Pass
Value									
Range									

Elem	V_2924	Zn2062	As1890	Tl1908	Pb2203	Se1960	Sb2068	Al3961	Ca3179
Units	ppm	ppm	ppm	ppm	ppm	ppm	ppm	ppm	ppm
Avg	**1.934**	**2.017**	**1.971**	**2.113**	**2.000**	**1.976**	**1.960**	**38.55**	**39.29**
Stddev	.002	.001	.001	.015	.004	.004	.002	.01	.05
%RSD	.1161	.0659	.0327	.6840	.1971	.2288	.0790	.0293	.1352
#1	1.932	2.016	1.971	2.123	2.003	1.979	1.961	38.55	39.26
#2	1.935	2.018	1.972	2.103	1.997	1.973	1.958	38.56	39.33
Check ?	Chk Pass	Chk Pass	Chk Pass	Chk Pass	Chk Pass	Chk Pass	Chk Pass	Chk Pass	Chk Pass
Value									
Range									

Elem	Fe2599	Mg2790	K_7664	Na5895	B_2089	Mo2020	Pd3404	Si2124	Sn1899
Units	ppm	ppm	ppm	ppm	ppm	ppm	ppm	ppm	ppm
Avg	**39.20**	**38.63**	**39.20**	**38.77**	**1.993**	**1.997**	**1.915**	**4.929**	**2.030**
Stddev	.09	.12	.10	.05	.003	.002	.007	.001	.003
%RSD	.2276	.2999	.2668	.1250	.1597	.0743	.3482	.0279	.1454
#1	39.14	38.54	39.13	38.74	1.991	1.996	1.920	4.930	2.032
#2	39.27	38.71	39.27	38.81	1.995	1.998	1.911	4.928	2.028
Check ?	Chk Pass	Chk Pass	Chk Pass	Chk Pass	Chk Pass	Chk Pass	Chk Pass	Chk Pass	Chk Pass
Value									
Range									

Zoom In Zoom Out

Sample Name: ccv Acquired: 6/26/2014 17:34:01 Type: QC
Method: Accutest1(v206) Mode: CONC Corr. Factor: 1.000000
User: admin Custom ID1: Custom ID2: Custom ID3:
Comment: 1

Elem	Sr4077	Ti3349	W_2079	Zr3391	S_1820	Bi2230	Li6707
Units	ppm	ppm	ppm	ppm	ppm	ppm	ppm
Avg	**1.992**	**1.951**	**1.848**	**1.942**	**1.937**	**1.972**	**1.954**
Stddev	.007	.001	.009	.002	.013	.002	.006
%RSD	.3743	.0487	.5082	.0969	.6706	.0999	.2884
#1	1.987	1.950	1.841	1.943	1.946	1.971	1.950
#2	1.997	1.951	1.855	1.940	1.928	1.974	1.958
Check ?	Chk Pass	Chk Pass	Chk Pass	Chk Pass	Chk Pass	Chk Pass	Chk Pass
Value							
Range							

Int. Std.	Y_3600	Y_3710	Y_2243	In2306
Units	Cts/S	Cts/S	Cts/S	Cts/S
Avg	**99135.**	**13599.**	**1880.7**	**6030.2**
Stddev	2.	7.	1.0	1.2
%RSD	.00219	.05291	.05144	.02007
#1	99137.	13594.	1881.4	6029.4
#2	99134.	13604.	1880.0	6031.1

Zoom In Zoom Out

Sample Name: ccb Acquired: 6/26/2014 17:40:03 Type: QC
Method: Accutest1(v206) Mode: CONC Corr. Factor: 1.000000
User: admin Custom ID1: Custom ID2: Custom ID3:
Comment:

Elem	Ba4554	Be3130	Cd2288	Co2286	Cr2677	Cu3247	Mn2576	Ni2316	Ag3280
Units	ppm	ppm	ppm	ppm	ppm	ppm	ppm	ppm	ppm
Avg	**.0003**	**.0002**	**.0002**	**.0002**	**.0001**	**.0000**	**.0002**	**-.0002**	**.0000**
Stddev	.0000	.0000	.0000	.0002	.0001	.0001	.0000	.0000	.000
%RSD	.0743	17.11	10.34	77.64	77.15	186.7	16.60	10.54	687.5
#1	.0003	.0002	.0002	.0001	.0001	.0000	.0002	-.0002	-.0001
#2	.0003	.0002	.0002	.0003	.0002	.0001	.0002	-.0001	.0001
Check ?	Chk Pass	Chk Pass	Chk Pass	Chk Pass	Chk Pass	Chk Pass	Chk Pass	Chk Pass	Chk Pass
High Limit									
Low Limit									

Elem	V_2924	Zn2062	As1890	Tl1908	Pb2203	Se1960	Sb2068	Al3961	Ca3179
Units	ppm	ppm	ppm	ppm	ppm	ppm	ppm	ppm	ppm
Avg	**.0000**	**.0002**	**.0007**	**.0006**	**-.0004**	**.0005**	**.0007**	**.0004**	**.0008**
Stddev	.000	.0001	.0002	.0003	.0002	.0001	.0005	.0002	.0010
%RSD	1700.	68.37	33.42	48.66	47.58	15.96	73.45	54.48	129.2
#1	.0002	.0001	.0005	.0008	-.0003	.0004	.0003	.0006	.0015
#2	-.0002	.0003	.0009	.0004	-.0005	.0005	.0011	.0003	.0001
Check ?	Chk Pass	Chk Pass	Chk Pass	Chk Pass	Chk Pass	Chk Pass	Chk Pass	Chk Pass	Chk Pass
High Limit									
Low Limit									

Elem	Fe2599	Mg2790	K_7664	Na5895	B_2089	Mo2020	Pd3404	Si2124	Sn1899
Units	ppm	ppm	ppm	ppm	ppm	ppm	ppm	ppm	ppm
Avg	**.0056**	**-.0072**	**.0106**	**.0278**	**.0017**	**.0009**	**.0006**	**.0017**	**.0001**
Stddev	.0030	.0017	.0029	.0007	.0005	.0002	.0000	.0004	.0000
%RSD	54.23	23.37	27.11	2.541	28.26	19.63	5.265	22.28	48.24
#1	.0078	-.0060	.0085	.0283	.0020	.0010	.0007	.0014	.0000
#2	.0035	-.0084	.0126	.0273	.0013	.0008	.0006	.0019	.0001
Check ?	Chk Pass	Chk Pass	Chk Pass	Chk Pass	Chk Pass	Chk Pass	Chk Pass	Chk Pass	Chk Pass
High Limit									
Low Limit									

Zoom In Zoom Out

Sample Name: ccb Acquired: 6/26/2014 17:40:03 Type: QC
Method: Accutest1(v206) Mode: CONC Corr. Factor: 1.000000
User: admin Custom ID1: Custom ID2: Custom ID3:
Comment:

Elem	Sr4077	Ti3349	W_2079	Zr3391	S_1820	Bi2230	Li6707
Units	ppm	ppm	ppm	ppm	ppm	ppm	ppm
Avg	**.0002**	**.0004**	**-.0013**	**.0002**	**.0015**	**.0005**	**-.0002**
Stddev	.0000	.0000	.0012	.0000	.0006	.0008	.0008
%RSD	19.93	.1368	94.10	14.15	41.71	163.2	386.8
#1	.0003	.0004	-.0004	.0002	.0020	.0011	.0003
#2	.0002	.0004	-.0021	.0002	.0011	-.0001	-.0007
Check ?	Chk Pass	Chk Pass	Chk Pass	Chk Pass	Chk Pass	Chk Pass	Chk Pass
High Limit							
Low Limit							

Int. Std.	Y_3600	Y_3710	Y_2243	In2306
Units	Cts/S	Cts/S	Cts/S	Cts/S
Avg	**103350.**	**13587.**	**1967.7**	**6691.3**
Stddev	274.	70.	.1	4.3
%RSD	.26539	.51300	.00667	.06412
#1	103150.	13636.	1967.8	6694.3
#2	103540.	13537.	1967.6	6688.2

Zoom In Zoom Out

Sample Name: jb69858-1f Acquired: 6/26/2014 17:46:22 Type: Unk
Method: Accutest1(v206) Mode: CONC Corr. Factor: 3.000000
User: admin Custom ID1: Custom ID2: Custom ID3:
Comment: water rerun 7th

Elem	Ba4554	Be3130	Cd2288	Co2286	Cr2677	Cu3247	Mn2576	Ni2316	Ag3280
Avg	**.0115**	**.0000**	**.0004**	**.0017**	**.6321**	**.0055**	**.1385**	**.0493**	**-.0004**
Stddev	.0000	.0002	.0001	.0002	.0068	.0006	.0003	.0006	.0004
%RSD	.1269	1664.	12.08	12.25	1.076	9.964	.2485	1.283	114.3
#1	.0115	.0001	.0004	.0018	.6369	.0051	.1387	.0488	-.0007
#2	.0115	-.0001	.0005	.0016	.6273	.0059	.1382	.0497	-.0001

Elem	V_2924	Zn2062	As1890	Tl1908	Pb2203	Se1960	Sb2068	Al3961	Ca3179
Avg	**.0003**	**.9158**	**-.0005**	**.0041**	**-.0022**	**-.0012**	**-.0003**	**.0176**	**4.005**
Stddev	.0003	.0039	.0042	.0020	.0013	.0039	.0010	.0059	.015
%RSD	92.54	.4250	778.2	50.36	57.64	322.6	316.7	33.60	.3732
#1	.0001	.9186	-.0035	.0055	-.0032	-.0039	.0004	.0135	4.016
#2	.0006	.9131	.0024	.0026	-.0013	.0015	-.0010	.0218	3.994

Elem	Fe2599	Mg2790	K_7664	Na5895	B_2089	Mo2020	Pd3404	Si2124	Sn1899
Avg	**2.791**	**4.336**	**2.386**	**350.0**	**.1126**	**.0018**	**.0006**	**2.465**	**.0021**
Stddev	.014	.039	.035	1.1	.0015	.0008	.0017	.011	.0024
%RSD	.4868	.9024	1.475	.3090	1.351	46.28	285.6	.4393	114.4
#1	2.800	4.308	2.410	350.8	.1115	.0024	-.0006	2.473	.0004
#2	2.781	4.364	2.361	349.3	.1137	.0012	.0018	2.457	.0038

Elem	Sr4077	Ti3349	W_2079	Zr3391	S_1820	Bi2230	Li6707
Avg	**.0360**	**.0011**	**-.0089**	**.0220**	**227.7**	**.0007**	**-.0025**
Stddev	.0004	.0001	.0021	.0001	.9	.0017	.0016
%RSD	.9778	10.89	23.24	.2604	.4122	256.6	64.39
#1	.0363	.0011	-.0075	.0220	228.4	-.0005	-.0013
#2	.0358	.0010	-.0104	.0220	227.1	.0019	-.0036

Int. Std.	Y_3600	Y_3710	Y_2243	In2306
Avg	**97860.**	**13337.**	**1847.8**	**5998.9**
Stddev	195.	7.	6.1	9.1
%RSD	.19902	.05215	.33132	.15145
#1	97998.	13342.	1852.1	6005.4
#2	97722.	13332.	1843.4	5992.5

Zoom In Zoom Out

Sample Name: jb69865-1 Acquired: 6/26/2014 17:52:34 Type: Unk
Method: Accutest1(v206) Mode: CONC Corr. Factor: 10.000000
User: admin Custom ID1: Custom ID2: Custom ID3:
Comment: water rerun 7th

Elem	Ba4554	Be3130	Cd2288	Co2286	Cr2677	Cu3247	Mn2576	Ni2316	Ag3280
Avg	**.0741**	**.0010**	**.0079**	**.0905**	**.0133**	**.2539**	**81.11**	**.0934**	**.0001**
Stddev	.0020	.0003	.0013	.0005	.0026	.0006	.08	.0052	.0009
%RSD	2.662	25.59	16.65	.6047	19.67	.2293	.1047	5.527	605.6
#1	.0727	.0012	.0070	.0909	.0115	.2543	81.05	.0898	-.0005
#2	.0755	.0009	.0089	.0901	.0152	.2535	81.17	.0971	.0007

Elem	V_2924	Zn2062	As1890	Tl1908	Pb2203	Se1960	Sb2068	Al3961	Ca3179
Avg	**.0532**	**.1055**	**.0177**	**.0358**	**.2596**	**.0141**	**.0085**	**5.388**	**170.4**
Stddev	.0023	.0001	.0053	.0005	.0050	.0122	.0076	.088	.2
%RSD	4.337	.0654	30.19	1.456	1.925	86.51	88.80	1.638	.1108
#1	.0516	.1055	.0214	.0354	.2631	.0227	.0139	5.326	170.6
#2	.0549	.1056	.0139	.0362	.2561	.0055	.0032	5.451	170.3

Elem	Fe2599	Mg2790	K_7664	Na5895	B_2089	Mo2020	Pd3404	Si2124	Sn1899
Avg	**22.79**	**27.43**	**7.873**	**671.0**	**.0512**	**-.0039**	**-.0087**	**17.27**	**.0201**
Stddev	.02	.06	.038	1.6	.0049	.0001	.0019	.01	.0106
%RSD	.1024	.2087	.4843	.2400	9.573	3.034	21.51	.0612	52.58
#1	22.78	27.39	7.900	672.1	.0547	-.0040	-.0074	17.27	.0276
#2	22.81	27.47	7.846	669.8	.0478	-.0038	-.0101	17.26	.0127

Elem	Sr4077	Ti3349	W_2079	Zr3391	S_1820	Bi2230	Li6707
Avg	**.2235**	**.1589**	**-.0752**	**.0507**	**539.1**	**.0075**	**.0134**
Stddev	.0002	.0011	.0034	.0008	.6	.0047	.0067
%RSD	.1070	.6961	4.540	1.479	.1174	63.10	50.14
#1	.2234	.1581	-.0776	.0502	539.5	.0042	.0087
#2	.2237	.1597	-.0728	.0513	538.6	.0109	.0182

Int. Std.	Y_3600	Y_3710	Y_2243	In2306
Avg	**101170.**	**13549.**	**1903.3**	**6225.5**
Stddev	311.	35.	.3	1.0
%RSD	.30736	.25533	.01765	.01556
#1	101390.	13525.	1903.6	6224.8
#2	100950.	13574.	1903.1	6226.2

Zoom In Zoom Out

Sample Name: jb69865-2 Acquired: 6/26/2014 17:58:52 Type: Unk
Method: Accutest1(v206) Mode: CONC Corr. Factor: 5.000000
User: admin Custom ID1: Custom ID2: Custom ID3:
Comment: water rerun 7th

Elem	Ba4554	Be3130	Cd2288	Co2286	Cr2677	Cu3247	Mn2576	Ni2316	Ag3280
Avg	**.7866**	**-.0001**	**.0026**	**.0139**	**.0119**	**.0546**	**25.61**	**.0138**	**.0015**
Stddev	.0000	.0002	.0010	.0008	.0000	.0005	.02	.0005	.0009
%RSD	.0061	164.9	37.37	5.437	.3463	.8324	.0878	3.701	60.07
#1	.7866	-.0003	.0032	.0144	.0119	.0543	25.59	.0141	.0021
#2	.7866	.0000	.0019	.0134	.0120	.0550	25.63	.0134	.0009

Elem	V_2924	Zn2062	As1890	Tl1908	Pb2203	Se1960	Sb2068	Al3961	Ca3179
Avg	**.0279**	**.0417**	**.0081**	**.0098**	**.0602**	**-.0043**	**.0007**	**8.132**	**83.56**
Stddev	.0011	.0001	.0028	.0025	.0010	.0063	.0008	.017	.60
%RSD	4.058	.1348	34.99	25.19	1.613	148.6	108.9	.2138	.7138
#1	.0287	.0416	.0061	.0116	.0596	.0002	.0002	8.119	83.98
#2	.0271	.0417	.0100	.0081	.0609	-.0087	.0013	8.144	83.14

Elem	Fe2599	Mg2790	K_7664	Na5895	B_2089	Mo2020	Pd3404	Si2124	Sn1899
Avg	**39.82**	**13.34**	**4.835**	**231.0**	**.0828**	**-.0012**	**-.0061**	**18.45**	**.0133**
Stddev	.14	.03	.058	.1	.0008	.0010	.0009	.01	.0015
%RSD	.3528	.2479	1.204	.0530	.9099	81.73	15.14	.0598	11.60
#1	39.92	13.36	4.876	230.9	.0823	-.0019	-.0054	18.46	.0122
#2	39.72	13.31	4.794	231.1	.0833	-.0005	-.0067	18.45	.0144

Elem	Sr4077	Ti3349	W_2079	Zr3391	S_1820	Bi2230	Li6707
Avg	**.2144**	**.2335**	**-.0420**	**.0021**	**13.01**	**.0022**	**.0148**
Stddev	.0005	.0006	.0045	.0005	.04	.0023	.0035
%RSD	.2119	.2597	10.76	23.46	.3378	106.4	23.54
#1	.2147	.2340	-.0388	.0025	12.98	.0039	.0123
#2	.2141	.2331	-.0452	.0018	13.05	.0005	.0172

Int. Std.	Y_3600	Y_3710	Y_2243	In2306
Avg	**100820.**	**13501.**	**1912.2**	**6267.3**
Stddev	73.	120.	1.9	6.3
%RSD	.07244	.88870	.09802	.10103
#1	100770.	13416.	1910.9	6262.8
#2	100870.	13585.	1913.5	6271.8

Zoom In Zoom Out

Sample Name: jb69865-4 Acquired: 6/26/2014 18:05:09 Type: Unk
Method: Accutest1(v206) Mode: CONC Corr. Factor: 10.000000
User: admin Custom ID1: Custom ID2: Custom ID3:
Comment: water rerun 7th

Elem	Ba4554	Be3130	Cd2288	Co2286	Cr2677	Cu3247	Mn2576	Ni2316	Ag3280
Avg	**.0485**	**-.0007**	**.0067**	**.0070**	**.0180**	**.0253**	**.2630**	**.0117**	**-.0013**
Stddev	.0011	.0003	.0017	.0009	.0012	.0012	.0001	.0020	.0014
%RSD	2.358	45.95	25.93	12.82	6.678	4.855	.0526	17.46	110.1
#1	.0493	-.0004	.0080	.0077	.0172	.0261	.2631	.0132	-.0023
#2	.0477	-.0009	.0055	.0064	.0189	.0244	.2629	.0103	-.0003

Elem	V_2924	Zn2062	As1890	Tl1908	Pb2203	Se1960	Sb2068	Al3961	Ca3179
Avg	**.0078**	**.0023**	**-.0015**	**.0201**	**.0079**	**-.0081**	**.0059**	**-.0685**	**502.7**
Stddev	.0010	.0000	.0022	.0190	.0094	.0017	.0025	.0199	.7
%RSD	12.47	.3859	147.8	94.26	119.8	21.05	43.23	28.98	.1356
#1	.0085	.0023	-.0031	.0067	.0012	-.0069	.0041	-.0826	503.2
#2	.0072	.0023	.0001	.0335	.0145	-.0093	.0077	-.0545	502.2

Elem	Fe2599	Mg2790	K_7664	Na5895	B_2089	Mo2020	Pd3404	Si2124	Sn1899
Avg	**.1743**	**26.12**	**1.862**	**483.4**	**.2494**	**-.0017**	**-.0076**	**9.455**	**.0313**
Stddev	.0041	.15	.092	.7	.0079	.0000	.0010	.026	.0034
%RSD	2.373	.5856	4.942	.1542	3.154	1.125	13.75	.2708	10.90
#1	.1714	26.02	1.797	482.9	.2550	-.0017	-.0084	9.473	.0337
#2	.1772	26.23	1.927	483.9	.2438	-.0017	-.0069	9.437	.0289

Elem	Sr4077	Ti3349	W_2079	Zr3391	S_1820	Bi2230	Li6707
Avg	**.7632**	**.0059**	**-.0953**	**.0539**	**598.4**	**.0067**	**.0022**
Stddev	.0001	.0020	.0067	.0012	.9	.0051	.0010
%RSD	.0144	34.32	7.045	2.304	.1452	76.97	46.00
#1	.7631	.0074	-.0906	.0548	599.0	.0103	.0015
#2	.7633	.0045	-.1001	.0530	597.7	.0030	.0030

Int. Std.	Y_3600	Y_3710	Y_2243	In2306
Avg	**100170.**	**13306.**	**1878.2**	**6160.3**
Stddev	82.	54.	6.1	6.7
%RSD	.08182	.40728	.32291	.10867
#1	100120.	13268.	1874.0	6155.6
#2	100230.	13345.	1882.5	6165.1

Zoom In Zoom Out

Sample Name: jb69865-5 Acquired: 6/26/2014 18:11:22 Type: Unk
Method: Accutest1(v206) Mode: CONC Corr. Factor: 25.000000
User: admin Custom ID1: Custom ID2: Custom ID3:
Comment: water rerun 7th

Elem	Ba4554	Be3130	Cd2288	Co2286	Cr2677	Cu3247	Mn2576	Ni2316	Ag3280
Avg	**.2018**	**.0005**	**.0155**	**.0272**	**.1825**	**.3788**	**1.591**	**.0760**	**.0018**
Stddev	.0051	.0006	.0014	.0011	.0017	.0039	.002	.0062	.0015
%RSD	2.523	129.7	9.269	4.198	.9097	1.016	.1009	8.191	81.13
#1	.2054	.0009	.0166	.0264	.1813	.3761	1.590	.0804	.0029
#2	.1982	.0000	.0145	.0280	.1837	.3815	1.592	.0716	.0008

Elem	V_2924	Zn2062	As1890	Tl1908	Pb2203	Se1960	Sb2068	Al3961	Ca3179
Avg	**.0595**	**1.372**	**.0185**	**.0674**	**.0867**	**-.0564**	**.0140**	**12.12**	**1483.**
Stddev	.0043	.002	.0093	.0485	.0121	.0393	.0204	.15	7.
%RSD	7.258	.1699	50.01	72.03	13.97	69.79	145.6	1.227	.4911
#1	.0565	1.374	.0120	.0331	.0953	-.0286	-.0004	12.01	1488.
#2	.0626	1.371	.0251	.1017	.0782	-.0842	.0285	12.22	1478.

Elem	Fe2599	Mg2790	K_7664	Na5895	B_2089	Mo2020	Pd3404	Si2124	Sn1899
Avg	**27.84**	**21.07**	**5.280**	**2658.**	**-.0511**	**-.0061**	**-.0200**	**32.68**	**.0930**
Stddev	.17	.47	.208	2.	.0070	.0019	.0116	.08	.0261
%RSD	.6083	2.255	3.943	.0669	13.69	30.74	57.88	.2576	28.09
#1	27.96	20.73	5.427	2659.	-.0462	-.0074	-.0118	32.62	.0746
#2	27.72	21.40	5.132	2657.	-.0561	-.0047	-.0282	32.74	.1115

Elem	Sr4077	Ti3349	W_2079	Zr3391	S_1820	Bi2230	Li6707
Avg	**.9316**	**.8000**	**-.2357**	**.3094**	**3187.**	**.0267**	**.0271**
Stddev	.0005	.0008	.0016	.0023	7.	.0078	.0082
%RSD	.0503	.1042	.6655	.7356	.2290	29.09	30.43
#1	.9313	.7994	-.2368	.3110	3182.	.0212	.0213
#2	.9320	.8006	-.2346	.3078	3193.	.0322	.0329

Int. Std.	Y_3600	Y_3710	Y_2243	In2306
Avg	**97716.**	**13353.**	**1857.3**	**5949.7**
Stddev	25.	75.	2.2	3.6
%RSD	.02574	.56152	.12002	.05999
#1	97698.	13300.	1858.8	5952.2
#2	97733.	13406.	1855.7	5947.1

Zoom In Zoom Out

Sample Name: mp80268-mb1conf Acquired: 6/26/2014 18:17:33 Type: Unk
Method: Accutest1(v206) Mode: CONC Corr. Factor: 1.000000
User: admin Custom ID1: Custom ID2: Custom ID3:
Comment: soil rerun 2nd

Elem	Ba4554	Be3130	Cd2288	Co2286	Cr2677	Cu3247	Mn2576	Ni2316	Ag3280
Avg	**.0004**	**.0000**	**.0001**	**.0001**	**.0010**	**.0001**	**.0005**	**.0000**	**-.0002**
Stddev	.0000	.000	.0001	.0002	.0001	.0001	.0000	.0001	.0004
%RSD	4.242	31.14	111.0	239.6	5.944	85.99	4.489	243.0	251.4
#1	.0004	.0000	.0002	.0000	.0010	.0001	.0005	.0000	-.0005
#2	.0004	.0000	.0000	.0002	.0010	.0000	.0005	.0001	.0001

Elem	V_2924	Zn2062	As1890	Tl1908	Pb2203	Se1960	Sb2068	Al3961	Ca3179
Avg	**-.0001**	**.0014**	**-.0006**	**-.0006**	**-.0001**	**.0015**	**.0009**	**-.0037**	**.0112**
Stddev	.0001	.0000	.0001	.0000	.0006	.0004	.0001	.0052	.0006
%RSD	76.21	.2356	15.35	1.626	572.8	27.51	14.12	140.2	5.046
#1	.0000	.0014	-.0007	-.0006	.0003	.0017	.0008	.0000	.0108
#2	-.0002	.0014	-.0006	-.0006	-.0005	.0012	.0009	-.0074	.0116

Elem	Fe2599	Mg2790	K_7664	Na5895	B_2089	Mo2020	Pd3404	Si2124	Sn1899
Avg	**.0134**	**-.0101**	**.0140**	**.0154**	**-.0001**	**-.0006**	**.0004**	**.0056**	**.0268**
Stddev	.0003	.0009	.0007	.0039	.0004	.0001	.0001	.0003	.0002
%RSD	2.465	8.511	5.033	25.51	568.0	20.06	23.62	5.029	.6134
#1	.0131	-.0095	.0135	.0182	.0002	-.0005	.0004	.0058	.0267
#2	.0136	-.0107	.0145	.0127	-.0004	-.0006	.0005	.0054	.0269

Elem	Sr4077	Ti3349	W_2079	Zr3391	S_1820	Bi2230	Li6707
Avg	**.0000**	**.0002**	**-.0079**	**-.0002**	**.0053**	**-.0001**	**-.0005**
Stddev	.0000	.0002	.0009	.0000	.0006	.0002	.0002
%RSD	13.39	108.8	10.86	4.508	12.25	175.9	41.59
#1	.0000	.0000	-.0073	-.0002	.0057	-.0002	-.0007
#2	.0000	.0003	-.0085	-.0002	.0048	.0000	-.0004

Int. Std.	Y_3600	Y_3710	Y_2243	In2306
Avg	**104220.**	**13620.**	**1954.0**	**6676.1**
Stddev	83.	114.	10.4	21.1
%RSD	.07955	.83374	.53234	.31667
#1	104160.	13540.	1946.7	6661.2
#2	104270.	13701.	1961.4	6691.1

Zoom In Zoom Out

Sample Name: mp80268-s2 2 Acquired: 6/26/2014 18:23:49 Type: Unk
Method: Accutest1(v206) Mode: CONC Corr. Factor: 2.000000
User: admin Custom ID1: Custom ID2: Custom ID3:
Comment: soil rerun 2nd

Elem	Ba4554	Be3130	Cd2288	Co2286	Cr2677	Cu3247	Mn2576	Ni2316	Ag3280
Avg	**7.293**	**.1121**	**.1361**	**1.316**	**24.42**	**5.367**	**5.098**	**2.386**	**.1338**
Stddev	.017	.0003	.0002	.002	.00	.004	.006	.002	.0000
%RSD	.2371	.2524	.1707	.1514	.0122	.0839	.1117	.0807	.0297
#1	7.305	.1123	.1359	1.315	24.41	5.364	5.094	2.385	.1337
#2	7.280	.1119	.1363	1.317	24.42	5.370	5.102	2.388	.1338

Elem	V_2924	Zn2062	As1890	Tl1908	Pb2203	Se1960	Sb2068	Al3961	Ca3179
Avg	**2.868**	**10.13**	**4.406**	**3.969**	**14.99**	**4.387**	**.5421**	**169.8**	**338.8**
Stddev	.003	.01	.005	.004	.03	.003	.0011	.4	1.9
%RSD	.1153	.1086	.1043	.1142	.2076	.0745	.1995	.2585	.5740
#1	2.866	10.12	4.403	3.966	14.97	4.384	.5428	170.1	337.5
#2	2.871	10.14	4.409	3.973	15.01	4.389	.5413	169.5	340.2

Elem	Fe2599	Mg2790	K_7664	Na5895	B_2089	Mo2020	Pd3404	Si2124	Sn1899
Avg	**630.1**	**154.9**	**22.89**	**22.11**	**.1715**	**.0440**	**-.1277**	**23.62**	**1.935**
Stddev	2.4	1.3	.01	.11	.0030	.0006	.0003	.02	.001
%RSD	.3849	.8395	.0280	.4851	1.766	1.412	.2359	.0787	.0379
#1	631.8	154.0	22.90	22.19	.1694	.0435	-.1279	23.61	1.935
#2	628.4	155.8	22.89	22.04	.1736	.0444	-.1275	23.64	1.936

Elem	Sr4077	Ti3349	W_2079	Zr3391	S_1820	Bi2230	Li6707
Avg	**1.662**	**8.141**	**.0551**	**.1530**	**16.99**	**.0456**	**.1266**
Stddev	.001	.002	.0005	.0006	.06	.0006	.0010
%RSD	.0587	.0243	.9014	.4227	.3510	1.358	.7793
#1	1.661	8.139	.0555	.1535	16.95	.0451	.1259
#2	1.663	8.142	.0548	.1525	17.03	.0460	.1273

Int. Std.	Y_3600	Y_3710	Y_2243	In2306
Avg	**94756.**	**13130.**	**1759.8**	**5911.3**
Stddev	48.	53.	.3	3.7
%RSD	.05061	.40195	.01959	.06196
#1	94722.	13168.	1760.1	5913.9
#2	94789.	13093.	1759.6	5908.7

Zoom In Zoom Out

Sample Name: jb69663-1 Acquired: 6/26/2014 18:29:52 Type: Unk
Method: Accutest1(v206) Mode: CONC Corr. Factor: 2.000000
User: admin Custom ID1: Custom ID2: Custom ID3:
Comment: soil rerun 2nd

Elem	Ba4554	Be3130	Cd2288	Co2286	Cr2677	Cu3247	Mn2576	Ni2316	Ag3280
Avg	**2.726**	**.0048**	**.0772**	**.1323**	**2.384**	**4.335**	**5.600**	**.6060**	**.0208**
Stddev	.005	.0000	.0003	.0003	.017	.032	.047	.0016	.0001
%RSD	.1944	.2537	.3484	.2187	.7091	.7417	.8340	.2650	.3792
#1	2.730	.0048	.0770	.1325	2.396	4.358	5.633	.6048	.0208
#2	2.722	.0048	.0774	.1321	2.372	4.313	5.567	.6071	.0207

Elem	V_2924	Zn2062	As1890	Tl1908	Pb2203	Se1960	Sb2068	Al3961	Ca3179
Avg	**.6841**	**8.911**	**.1551**	**.0148**	**11.11**	**.0297**	**.0177**	**68.46**	**278.5**
Stddev	.0072	.023	.0010	.0001	.01	.0020	.0007	.05	.8
%RSD	1.047	.2587	.6749	.7368	.0697	6.742	3.911	.0766	.2722
#1	.6891	8.895	.1544	.0147	11.10	.0311	.0172	68.50	279.0
#2	.6790	8.928	.1558	.0148	11.11	.0283	.0182	68.42	278.0

Elem	Fe2599	Mg2790	K_7664	Na5895	B_2089	Mo2020	Pd3404	Si2124	Sn1899
Avg	**597.5**	**66.67**	**8.550**	**3.172**	**.1472**	**.0700**	**-.1050**	**7.217**	**.4759**
Stddev	1.4	.12	.005	.003	.0001	.0000	.0008	.020	.0008
%RSD	.2339	.1824	.0551	.1081	.0884	.0071	.7485	.2820	.1729
#1	598.5	66.76	8.547	3.170	.1473	.0700	-.1056	7.232	.4753
#2	596.6	66.59	8.554	3.175	.1471	.0700	-.1045	7.203	.4764

Elem	Sr4077	Ti3349	W_2079	Zr3391	S_1820	Bi2230	Li6707
Avg	**1.276**	**3.870**	**.0479**	**.1132**	**14.85**	**.0207**	**.0950**
Stddev	.005	.029	.0004	.0004	.03	.0004	.0002
%RSD	.4170	.7572	.8290	.3414	.2229	1.715	.2388
#1	1.280	3.891	.0482	.1134	14.88	.0209	.0951
#2	1.273	3.850	.0476	.1129	14.83	.0204	.0948

Int. Std.	Y_3600	Y_3710	Y_2243	In2306
Avg	**97441.**	**13399.**	**1832.6**	**6152.4**
Stddev	652.	10.	3.1	8.8
%RSD	.66916	.07478	.16898	.14286
#1	96980.	13391.	1830.5	6146.2
#2	97902.	13406.	1834.8	6158.7

Zoom In Zoom Out

Sample Name: jb69675-2 Acquired: 6/26/2014 18:35:58 Type: Unk
Method: Accutest1(v206) Mode: CONC Corr. Factor: 2.000000
User: admin Custom ID1: Custom ID2: Custom ID3:
Comment: soil rerun 2nd

Elem	Ba4554	Be3130	Cd2288	Co2286	Cr2677	Cu3247	Mn2576	Ni2316	Ag3280
Avg	**6.345**	**.0262**	**.0456**	**.0748**	**2.928**	**2.113**	**51.47**	**.4546**	**.0256**
Stddev	.004	.0001	.0006	.0012	.003	.004	.47	.0012	.0005
%RSD	.0638	.2197	1.354	1.567	.1102	.1659	.9064	.2696	1.998
#1	6.342	.0262	.0460	.0756	2.926	2.110	51.14	.4554	.0260
#2	6.348	.0261	.0452	.0740	2.930	2.115	51.80	.4537	.0252

Elem	V_2924	Zn2062	As1890	Tl1908	Pb2203	Se1960	Sb2068	Al3961	Ca3179
Avg	**1.321**	**10.18**	**.1083**	**.0215**	**11.29**	**.0237**	**.0059**	**140.7**	**562.2**
Stddev	.006	.01	.0002	.0001	.01	.0052	.0012	.1	.4
%RSD	.4559	.1448	.1456	.3653	.0903	21.79	20.27	.0530	.0796
#1	1.317	10.17	.1082	.0216	11.28	.0273	.0051	140.7	561.9
#2	1.326	10.19	.1084	.0215	11.30	.0200	.0068	140.8	562.5

Elem	Fe2599	Mg2790	K_7664	Na5895	B_2089	Mo2020	Pd3404	Si2124	Sn1899
Avg	**494.1**	**242.5**	**40.45**	**3.481**	**.2073**	**.0475**	**-.0986**	**7.961**	**.4475**
Stddev	1.2	.4	.05	.014	.0010	.0002	.0025	.048	.0017
%RSD	.2477	.1618	.1181	.3897	.5064	.5215	2.494	.6013	.3819
#1	493.2	242.2	40.42	3.491	.2066	.0477	-.0968	7.995	.4487
#2	494.9	242.8	40.48	3.472	.2080	.0473	-.1003	7.927	.4463

Elem	Sr4077	Ti3349	W_2079	Zr3391	S_1820	Bi2230	Li6707
Avg	**.9284**	**8.285**	**.0999**	**.2137**	**13.01**	**.0311**	**.2101**
Stddev	.0016	.007	.0045	.0000	.04	.0001	.0008
%RSD	.1679	.0897	4.513	.0189	.3271	.4052	.3804
#1	.9273	8.279	.0967	.2137	13.04	.0312	.2095
#2	.9296	8.290	.1031	.2138	12.98	.0310	.2107

Int. Std.	Y_3600	Y_3710	Y_2243	In2306
Avg	**97121.**	**13582.**	**1795.9**	**5682.8**
Stddev	204.	25.	.4	.0
%RSD	.21006	.18045	.02390	.00013
#1	97266.	13599.	1796.3	5682.8
#2	96977.	13564.	1795.6	5682.8

Zoom In Zoom Out

Sample Name: ccv Acquired: 6/26/2014 18:42:17 Type: QC
Method: Accutest1(v206) Mode: CONC Corr. Factor: 1.000000
User: admin Custom ID1: Custom ID2: Custom ID3:
Comment: 2

Elem	Ba4554	Be3130	Cd2288	Co2286	Cr2677	Cu3247	Mn2576	Ni2316	Ag3280
Units	ppm	ppm	ppm	ppm	ppm	ppm	ppm	ppm	ppm
Avg	**1.970**	**1.983**	**1.995**	**1.986**	**1.981**	**1.916**	**2.006**	**2.011**	**.2407**
Stddev	.000	.003	.001	.000	.003	.003	.004	.001	.0012
%RSD	.0195	.1282	.0348	.0038	.1595	.1380	.2072	.0293	.5090
#1	1.970	1.985	1.995	1.986	1.983	1.917	2.009	2.010	.2416
#2	1.970	1.982	1.996	1.986	1.979	1.914	2.003	2.011	.2398
Check ?	Chk Pass	Chk Pass	Chk Pass	Chk Pass	Chk Pass	Chk Pass	Chk Pass	Chk Pass	Chk Pass
Value									
Range									

Elem	V_2924	Zn2062	As1890	Tl1908	Pb2203	Se1960	Sb2068	Al3961	Ca3179
Units	ppm	ppm	ppm	ppm	ppm	ppm	ppm	ppm	ppm
Avg	**1.944**	**2.028**	**1.971**	**2.108**	**2.015**	**1.975**	**1.967**	**38.96**	**39.67**
Stddev	.004	.001	.000	.001	.004	.004	.004	.10	.09
%RSD	.2112	.0235	.0145	.0475	.1835	.2200	.2069	.2482	.2149
#1	1.947	2.028	1.971	2.109	2.018	1.972	1.964	39.03	39.61
#2	1.941	2.028	1.971	2.107	2.012	1.978	1.970	38.89	39.73
Check ?	Chk Pass	Chk Pass	Chk Pass	Chk Pass	Chk Pass	Chk Pass	Chk Pass	Chk Pass	Chk Pass
Value									
Range									

Elem	Fe2599	Mg2790	K_7664	Na5895	B_2089	Mo2020	Pd3404	Si2124	Sn1899
Units	ppm	ppm	ppm	ppm	ppm	ppm	ppm	ppm	ppm
Avg	**39.47**	**39.11**	**39.73**	**39.24**	**1.996**	**2.005**	**1.921**	**4.940**	**2.031**
Stddev	.09	.03	.02	.10	.002	.001	.003	.003	.002
%RSD	.2214	.0676	.0396	.2651	.1154	.0288	.1745	.0619	.0735
#1	39.41	39.09	39.74	39.31	1.995	2.005	1.918	4.938	2.032
#2	39.53	39.13	39.71	39.17	1.998	2.005	1.923	4.942	2.030
Check ?	Chk Pass	Chk Pass	Chk Pass	Chk Pass	Chk Pass	Chk Pass	Chk Pass	Chk Pass	Chk Pass
Value									
Range									

Zoom In Zoom Out

Sample Name: ccv Acquired: 6/26/2014 18:42:17 Type: QC
Method: Accutest1(v206) Mode: CONC Corr. Factor: 1.000000
User: admin Custom ID1: Custom ID2: Custom ID3:
Comment: 2

Elem	Sr4077	Ti3349	W_2079	Zr3391	S_1820	Bi2230	Li6707
Units	ppm	ppm	ppm	ppm	ppm	ppm	ppm
Avg	**2.009**	**1.966**	**1.862**	**1.957**	**1.938**	**1.979**	**1.977**
Stddev	.004	.004	.010	.000	.004	.001	.002
%RSD	.2067	.1889	.5275	.0148	.1820	.0519	.1176
#1	2.006	1.968	1.855	1.957	1.940	1.978	1.979
#2	2.012	1.963	1.869	1.957	1.935	1.979	1.976
Check ?	Chk Pass	Chk Pass	Chk Pass	Chk Pass	Chk Pass	Chk Pass	Chk Pass
Value							
Range							

Int. Std.	Y_3600	Y_3710	Y_2243	In2306
Units	Cts/S	Cts/S	Cts/S	Cts/S
Avg	**98812.**	**13414.**	**1882.2**	**6024.8**
Stddev	128.	19.	.3	1.9
%RSD	.12975	.14530	.01835	.03194
#1	98721.	13400.	1881.9	6026.2
#2	98902.	13428.	1882.4	6023.5

Zoom In Zoom Out

Sample Name: ccb Acquired: 6/26/2014 18:48:21 Type: QC
Method: Accutest1(v206) Mode: CONC Corr. Factor: 1.000000
User: admin Custom ID1: Custom ID2: Custom ID3:
Comment:

Elem	Ba4554	Be3130	Cd2288	Co2286	Cr2677	Cu3247	Mn2576	Ni2316	Ag3280
Units	ppm	ppm	ppm	ppm	ppm	ppm	ppm	ppm	ppm
Avg	**.0004**	**.0002**	**.0003**	**.0004**	**-.0001**	**.0002**	**.0006**	**.0002**	**.0001**
Stddev	.0002	.0001	.0001	.0001	.0001	.0001	.0000	.0002	.0000
%RSD	45.49	32.46	23.72	15.30	117.9	70.84	4.747	89.16	51.60
#1	.0003	.0001	.0004	.0004	.0000	.0001	.0006	.0003	.0001
#2	.0005	.0002	.0003	.0003	-.0002	.0003	.0006	.0001	.0001
Check ?	Chk Pass	Chk Pass	Chk Pass	Chk Pass	Chk Pass	Chk Pass	Chk Pass	Chk Pass	Chk Pass
High Limit									
Low Limit									

Elem	V_2924	Zn2062	As1890	Tl1908	Pb2203	Se1960	Sb2068	Al3961	Ca3179
Units	ppm	ppm	ppm	ppm	ppm	ppm	ppm	ppm	ppm
Avg	**.0001**	**.0002**	**.0001**	**.0015**	**-.0001**	**.0022**	**.0008**	**-.0043**	**.0066**
Stddev	.0000	.0002	.0003	.0000	.0010	.0003	.0002	.0021	.0043
%RSD	23.01	96.62	365.7	.6401	934.6	15.65	29.17	50.17	64.84
#1	.0001	.0003	-.0001	.0015	.0006	.0024	.0009	-.0027	.0036
#2	.0002	.0001	.0003	.0015	-.0008	.0019	.0006	-.0058	.0096
Check ?	Chk Pass	Chk Pass	Chk Pass	Chk Pass	Chk Pass	Chk Pass	Chk Pass	Chk Pass	Chk Pass
High Limit									
Low Limit									

Elem	Fe2599	Mg2790	K_7664	Na5895	B_2089	Mo2020	Pd3404	Si2124	Sn1899
Units	ppm	ppm	ppm	ppm	ppm	ppm	ppm	ppm	ppm
Avg	**.0082**	**-.0061**	**.0231**	**.0154**	**.0009**	**.0011**	**.0005**	**.0043**	**.0012**
Stddev	.0021	.0027	.0253	.0050	.0003	.0003	.0006	.0000	.0006
%RSD	25.03	44.47	109.5	32.29	34.82	29.30	113.0	.1306	51.45
#1	.0068	-.0042	.0052	.0189	.0011	.0014	.0001	.0043	.0007
#2	.0097	-.0080	.0409	.0119	.0007	.0009	.0009	.0043	.0016
Check ?	Chk Pass	Chk Pass	Chk Pass	Chk Pass	Chk Pass	Chk Pass	Chk Pass	Chk Pass	Chk Pass
High Limit									
Low Limit									

Zoom In Zoom Out

Sample Name: ccb Acquired: 6/26/2014 18:48:21 Type: QC
Method: Accutest1(v206) Mode: CONC Corr. Factor: 1.000000
User: admin Custom ID1: Custom ID2: Custom ID3:
Comment:

Elem	Sr4077	Ti3349	W_2079	Zr3391	S_1820	Bi2230	Li6707
Units	ppm	ppm	ppm	ppm	ppm	ppm	ppm
Avg	**.0003**	**.0007**	**-.0011**	**.0001**	**.0005**	**.0006**	**.0006**
Stddev	.0000	.0001	.0014	.0001	.0010	.0003	.0008
%RSD	2.941	14.07	127.7	54.86	180.8	48.66	121.9
#1	.0003	.0008	-.0001	.0001	.0012	.0007	.0001
#2	.0003	.0006	-.0021	.0002	-.0002	.0004	.0012
Check ?	Chk Pass	Chk Pass	Chk Pass	Chk Pass	Chk Pass	Chk Pass	Chk Pass
High Limit							
Low Limit							

Int. Std.	Y_3600	Y_3710	Y_2243	In2306
Units	Cts/S	Cts/S	Cts/S	Cts/S
Avg	**104370.**	**13585.**	**1958.3**	**6655.6**
Stddev	189.	57.	10.8	31.0
%RSD	.18116	.41860	.55146	.46631
#1	104500.	13545.	1965.9	6677.5
#2	104230.	13625.	1950.6	6633.6

Zoom In Zoom Out

Sample Name: jb69675-2 Acquired: 6/26/2014 18:54:42 Type: Unk
Method: Accutest1(v206) Mode: CONC Corr. Factor: 10.000000
User: admin Custom ID1: Custom ID2: Custom ID3:
Comment: soil rerun 2nd

Elem	Ba4554	Be3130	Cd2288	Co2286	Cr2677	Cu3247	Mn2576	Ni2316	Ag3280
Avg	**6.422**	**.0278**	**.0485**	**.0814**	**3.117**	**2.083**	**65.58**	**.4726**	**.0263**
Stddev	.005	.0001	.0019	.0005	.012	.000	.23	.0033	.0028
%RSD	.0736	.2661	3.885	.5606	.3752	.0032	.3480	.6879	10.49
#1	6.418	.0278	.0472	.0811	3.125	2.083	65.42	.4703	.0282
#2	6.425	.0277	.0498	.0818	3.108	2.083	65.74	.4749	.0243

Elem	V_2924	Zn2062	As1890	Tl1908	Pb2203	Se1960	Sb2068	Al3961	Ca3179
Avg	**1.414**	**11.08**	**.1092**	**.0458**	**11.87**	**-.0044**	**.0013**	**142.4**	**601.6**
Stddev	.008	.00	.0043	.0088	.01	.0058	.0097	.3	.8
%RSD	.5790	.0275	3.970	19.27	.1262	133.8	771.2	.1851	.1287
#1	1.408	11.09	.1123	.0395	11.88	-.0002	-.0056	142.2	602.2
#2	1.420	11.08	.1061	.0520	11.86	-.0085	.0081	142.6	601.1

Elem	Fe2599	Mg2790	K_7664	Na5895	B_2089	Mo2020	Pd3404	Si2124	Sn1899
Avg	**530.4**	**246.3**	**41.05**	**3.676**	**.1636**	**.0516**	**-.1019**	**9.053**	**.4969**
Stddev	.3	.6	.25	.026	.0084	.0010	.0051	.026	.0110
%RSD	.0515	.2430	.6091	.7158	5.155	1.845	5.033	.2923	2.213
#1	530.2	246.7	41.22	3.657	.1576	.0509	-.0983	9.072	.4891
#2	530.6	245.9	40.87	3.694	.1695	.0522	-.1055	9.035	.5047

Elem	Sr4077	Ti3349	W_2079	Zr3391	S_1820	Bi2230	Li6707
Avg	**.9383**	**8.770**	**.0614**	**.2347**	**12.84**	**.0393**	**.2061**
Stddev	.0017	.012	.0018	.0003	.10	.0067	.0001
%RSD	.1776	.1376	3.012	.1402	.7757	17.10	.0312
#1	.9371	8.779	.0627	.2345	12.77	.0346	.2062
#2	.9394	8.762	.0601	.2350	12.91	.0441	.2061

Int. Std.	Y_3600	Y_3710	Y_2243	In2306
Avg	**100250.**	**13501.**	**1895.7**	**6198.1**
Stddev	41.	9.	4.4	7.1
%RSD	.04138	.06465	.23299	.11421
#1	100220.	13507.	1898.9	6203.1
#2	100280.	13495.	1892.6	6193.1

Zoom In Zoom Out

Sample Name: jb69675-5 Acquired: 6/26/2014 19:00:57 Type: Unk
Method: Accutest1(v206) Mode: CONC Corr. Factor: 10.000000
User: admin Custom ID1: Custom ID2: Custom ID3:
Comment: soil rerun 2nd

Elem	Ba4554	Be3130	Cd2288	Co2286	Cr2677	Cu3247	Mn2576	Ni2316	Ag3280
Avg	**1.568**	**.0101**	**.0148**	**.1393**	**2.231**	**1.283**	**56.79**	**.3101**	**.0221**
Stddev	.003	.0004	.0001	.0010	.008	.002	.07	.0011	.0002
%RSD	.2145	3.549	.8676	.7251	.3668	.1154	.1296	.3540	8.529
#1	1.566	.0099	.0149	.1400	2.237	1.284	56.74	.3093	.0220
#2	1.571	.0104	.0147	.1386	2.225	1.282	56.84	.3108	.0222

Elem	V_2924	Zn2062	As1890	Tl1908	Pb2203	Se1960	Sb2068	Al3961	Ca3179
Avg	**1.847**	**2.802**	**.1030**	**.0238**	**4.009**	**.0035**	**-.0129**	**97.75**	**259.1**
Stddev	.003	.001	.0103	.0104	.002	.0079	.0019	.23	.3
%RSD	.1552	.0456	10.04	43.61	.0507	228.5	15.04	.2311	.1255
#1	1.845	2.801	.0957	.0312	4.010	.0091	-.0115	97.91	258.9
#2	1.849	2.803	.1104	.0165	4.008	-.0021	-.0142	97.59	259.3

Elem	Fe2599	Mg2790	K_7664	Na5895	B_2089	Mo2020	Pd3404	Si2124	Sn1899
Avg	**408.5**	**61.01**	**10.70**	**1.104**	**.0477**	**.0214**	**-.0676**	**8.217**	**.1776**
Stddev	.9	.04	.13	.024	.0032	.0027	.0033	.004	.0031
%RSD	.2123	.0638	1.211	2.201	6.708	12.62	4.895	.0481	1.729
#1	407.9	60.98	10.60	1.087	.0499	.0234	-.0652	8.219	.1754
#2	409.1	61.04	10.79	1.121	.0454	.0195	-.0699	8.214	.1797

Elem	Sr4077	Ti3349	W_2079	Zr3391	S_1820	Bi2230	Li6707
Avg	**.4129**	**6.401**	**.0043**	**.1138**	**4.145**	**.0232**	**.1521**
Stddev	.0009	.001	.0053	.0002	.019	.0040	.0008
%RSD	.2287	.0114	125.1	.1782	.4539	17.12	.5289
#1	.4123	6.402	.0080	.1139	4.131	.0204	.1515
#2	.4136	6.401	.0005	.1136	4.158	.0260	.1527

Int. Std.	Y_3600	Y_3710	Y_2243	In2306
Avg	**102120.**	**13379.**	**1926.7**	**6393.3**
Stddev	14.	34.	6.6	17.2
%RSD	.01374	.25221	.34202	.26892
#1	102130.	13355.	1931.4	6405.5
#2	102110.	13403.	1922.1	6381.2

Zoom In Zoom Out

Sample Name: jb69675-6 Acquired: 6/26/2014 19:07:13 Type: Unk
Method: Accutest1(v206) Mode: CONC Corr. Factor: 10.000000
User: admin Custom ID1: Custom ID2: Custom ID3:
Comment: soil rerun 2nd

Elem	Ba4554	Be3130	Cd2288	Co2286	Cr2677	Cu3247	Mn2576	Ni2316	Ag3280
Avg	**1.003**	**.0028**	**.0106**	**.0570**	**4.964**	**.5540**	**74.38**	**.1612**	**.0224**
Stddev	.004	.0005	.0003	.0011	.043	.0052	.96	.0008	.0032
%RSD	.3471	16.80	2.371	1.987	.8616	.9351	1.291	.4857	14.13
#1	1.000	.0024	.0107	.0562	4.934	.5504	73.70	.1618	.0201
#2	1.005	.0031	.0104	.0578	4.994	.5577	75.06	.1607	.0246

Elem	V_2924	Zn2062	As1890	Tl1908	Pb2203	Se1960	Sb2068	Al3961	Ca3179
Avg	**2.129**	**1.571**	**.0636**	**.0249**	**2.505**	**.0119**	**-.0528**	**66.95**	**524.1**
Stddev	.021	.004	.0046	.0020	.000	.0205	.0026	.04	2.4
%RSD	.9863	.2383	7.211	8.186	.0151	172.8	4.899	.0619	.4632
#1	2.114	1.569	.0604	.0263	2.505	-.0026	-.0510	66.92	522.4
#2	2.144	1.574	.0669	.0234	2.505	.0264	-.0546	66.98	525.8

Elem	Fe2599	Mg2790	K_7664	Na5895	B_2089	Mo2020	Pd3404	Si2124	Sn1899
Avg	**503.1**	**97.30**	**7.029**	**1.171**	**.0448**	**.0332**	**-.0993**	**7.103**	**.1263**
Stddev	2.3	.41	.125	.062	.0037	.0010	.0011	.007	.0051
%RSD	.4478	.4255	1.782	5.284	8.214	3.088	1.132	.1032	4.063
#1	501.5	97.01	6.941	1.127	.0422	.0339	-.0985	7.108	.1226
#2	504.7	97.59	7.118	1.214	.0474	.0324	-.1001	7.097	.1299

Elem	Sr4077	Ti3349	W_2079	Zr3391	S_1820	Bi2230	Li6707
Avg	**.8551**	**6.891**	**.0135**	**.1109**	**14.70**	**.0326**	**.0889**
Stddev	.0019	.066	.0028	.0002	.06	.0021	.0024
%RSD	.2192	.9588	20.87	.2036	.4131	6.543	2.692
#1	.8538	6.845	.0155	.1110	14.66	.0341	.0906
#2	.8564	6.938	.0115	.1107	14.74	.0311	.0872

Int. Std.	Y_3600	Y_3710	Y_2243	In2306
Avg	**100810.**	**13394.**	**1886.5**	**6277.9**
Stddev	775.	20.	1.6	4.2
%RSD	.76914	.15150	.08553	.06767
#1	101360.	13409.	1887.6	6280.9
#2	100260.	13380.	1885.3	6274.9

Zoom In Zoom Out

Sample Name: mp80276-mb1conf Acquired: 6/26/2014 19:13:29 Type: Unk
Method: Accutest1(v206) Mode: CONC Corr. Factor: 1.000000
User: admin Custom ID1: Custom ID2: Custom ID3:
Comment: soil rerun 3rd

Elem	Ba4554	Be3130	Cd2288	Co2286	Cr2677	Cu3247	Mn2576	Ni2316	Ag3280
Avg	**.0011**	**.0000**	**.0002**	**-.0001**	**.0010**	**.0011**	**.0055**	**.0003**	**.0002**
Stddev	.0000	.000	.0000	.0002	.0002	.0000	.0000	.0002	.0002
%RSD	3.259	48.44	17.25	124.8	18.22	3.182	.5362	81.09	112.6
#1	.0011	.0000	.0002	.0000	.0009	.0011	.0055	.0004	.0003
#2	.0011	.0000	.0002	-.0002	.0011	.0011	.0055	.0001	.0000

Elem	V_2924	Zn2062	As1890	Tl1908	Pb2203	Se1960	Sb2068	Al3961	Ca3179
Avg	**-.0001**	**.0036**	**-.0002**	**-.0006**	**-.0004**	**.0004**	**.0004**	**.0128**	**.1120**
Stddev	.0001	.0001	.0003	.0009	.0007	.0002	.0007	.0036	.0003
%RSD	68.34	2.798	129.8	150.7	195.8	53.04	181.7	28.42	.2675
#1	-.0002	.0036	-.0004	.0000	.0001	.0003	-.0001	.0103	.1118
#2	-.0001	.0035	.0000	-.0012	-.0009	.0006	.0008	.0154	.1123

Elem	Fe2599	Mg2790	K_7664	Na5895	B_2089	Mo2020	Pd3404	Si2124	Sn1899
Avg	**.0685**	**.0195**	**.0118**	**.0150**	**.0009**	**-.0005**	**.0006**	**.0303**	**.0190**
Stddev	.0023	.0085	.0320	.0007	.0002	.0001	.0000	.0011	.0002
%RSD	3.364	43.85	270.4	4.466	22.04	26.81	3.796	3.794	.8622
#1	.0668	.0134	-.0108	.0145	.0007	-.0004	.0006	.0295	.0188
#2	.0701	.0255	.0344	.0155	.0010	-.0005	.0007	.0311	.0191

Elem	Sr4077	Ti3349	W_2079	Zr3391	S_1820	Bi2230	Li6707
Avg	**.0002**	**.0013**	**-.0071**	**.0001**	**.0080**	**-.0001**	**-.0002**
Stddev	.0000	.0001	.0006	.0000	.0001	.0003	.0002
%RSD	13.87	8.245	8.278	44.76	1.571	210.3	99.80
#1	.0002	.0013	-.0067	.0001	.0079	.0001	-.0003
#2	.0002	.0012	-.0075	.0001	.0081	-.0003	-.0001

Int. Std.	Y_3600	Y_3710	Y_2243	In2306
Avg	**105670.**	**13599.**	**1967.0**	**6718.7**
Stddev	344.	2.	3.9	15.7
%RSD	.32530	.01621	.19950	.23350
#1	105430.	13600.	1969.8	6729.8
#2	105920.	13597.	1964.2	6707.6

Zoom In Zoom Out

Sample Name: mp80276-s1 2 Acquired: 6/26/2014 19:19:48 Type: Unk
Method: Accutest1(v206) Mode: CONC Corr. Factor: 5.000000
User: admin Custom ID1: Custom ID2: Custom ID3:
Comment: soil rerun 3rd

Elem	Ba4554	Be3130	Cd2288	Co2286	Cr2677	Cu3247	Mn2576	Ni2316	Ag3280
Avg	**4.486**	**.1367**	**.0986**	**1.015**	**4.293**	**.5028**	**1.623**	**1.123**	**.1295**
Stddev	.006	.0008	.0023	.003	.014	.0017	.005	.005	.0017
%RSD	.1337	.5642	2.323	.2971	.3224	.3367	.2997	.4108	1.343
#1	4.490	.1373	.0969	1.013	4.303	.5040	1.627	1.120	.1307
#2	4.481	.1362	.1002	1.017	4.283	.5016	1.620	1.126	.1283

Elem	V_2924	Zn2062	As1890	Tl1908	Pb2203	Se1960	Sb2068	Al3961	Ca3179
Avg	**2.379**	**2.296**	**4.152**	**3.992**	**1.143**	**3.854**	**.6022**	**185.4**	**53.08**
Stddev	.009	.008	.007	.015	.006	.004	.0123	.2	.08
%RSD	.3870	.3382	.1614	.3736	.5560	.1061	2.050	.1147	.1457
#1	2.385	2.290	4.148	4.003	1.139	3.851	.5935	185.5	53.13
#2	2.372	2.301	4.157	3.982	1.148	3.856	.6109	185.2	53.02

Elem	Fe2599	Mg2790	K_7664	Na5895	B_2089	Mo2020	Pd3404	Si2124	Sn1899
Avg	**1138.**	**59.03**	**170.2**	**13.60**	**.8768**	**.0028**	**-.1961**	**7.509**	**.0600**
Stddev	2.	.03	.2	.05	.0016	.0000	.0044	.036	.0034
%RSD	.1679	.0531	.1347	.3323	.1830	1.087	2.250	.4784	5.665
#1	1139.	59.06	170.3	13.63	.8757	.0029	-.1930	7.535	.0576
#2	1136.	59.01	170.0	13.57	.8779	.0028	-.1993	7.484	.0624

Elem	Sr4077	Ti3349	W_2079	Zr3391	S_1820	Bi2230	Li6707
Avg	**.1869**	**4.800**	**.0201**	**.1372**	**2.891**	**.0236**	**.0689**
Stddev	.0003	.014	.0053	.0007	.009	.0049	.0005
%RSD	.1849	.2878	26.42	.4767	.3137	20.69	.7428
#1	.1872	4.810	.0163	.1376	2.885	.0270	.0685
#2	.1867	4.790	.0238	.1367	2.898	.0201	.0692

Int. Std.	Y_3600	Y_3710	Y_2243	In2306
Avg	**100950.**	**13654.**	**1934.6**	**6393.4**
Stddev	216.	12.	4.2	10.0
%RSD	.21350	.08959	.21873	.15589
#1	100800.	13645.	1937.6	6400.5
#2	101100.	13662.	1931.6	6386.4

Zoom In Zoom Out

Sample Name: mp80276-s2 Acquired: 6/26/2014 19:25:51 Type: Unk
Method: Accutest1(v206) Mode: CONC Corr. Factor: 5.000000
User: admin Custom ID1: Custom ID2: Custom ID3:
Comment: soil rerun 3rd

Elem	Ba4554	Be3130	Cd2288	Co2286	Cr2677	Cu3247	Mn2576	Ni2316	Ag3280
Avg	**4.399**	**.1336**	**.0968**	**.9657**	**4.498**	**.4843**	**1.538**	**1.068**	**.1299**
Stddev	.004	.0001	.0002	.0006	.017	.0017	.007	.001	.0019
%RSD	.0898	.0943	.1803	.0629	.3705	.3414	.4725	.0607	1.478
#1	4.402	.1337	.0967	.9661	4.509	.4832	1.543	1.069	.1285
#2	4.396	.1335	.0969	.9652	4.486	.4855	1.533	1.068	.1313

Elem	V_2924	Zn2062	As1890	Tl1908	Pb2203	Se1960	Sb2068	Al3961	Ca3179
Avg	**2.458**	**2.385**	**4.080**	**3.978**	**1.113**	**3.801**	**.5919**	**184.6**	**55.75**
Stddev	.010	.003	.005	.008	.006	.006	.0030	.2	.16
%RSD	.3897	.1246	.1303	.2091	.5791	.1503	.5085	.0996	.2879
#1	2.464	2.383	4.084	3.984	1.117	3.797	.5940	184.7	55.87
#2	2.451	2.387	4.077	3.973	1.108	3.805	.5898	184.4	55.64

Elem	Fe2599	Mg2790	K_7664	Na5895	B_2089	Mo2020	Pd3404	Si2124	Sn1899
Avg	**1201.**	**59.87**	**172.2**	**13.20**	**.8813**	**.0029**	**-.2040**	**6.899**	**.0604**
Stddev	3.	.24	.0	.01	.0011	.0002	.0012	.038	.0015
%RSD	.2214	.3950	.0187	.0535	.1238	5.621	.5795	.5534	2.542
#1	1203.	60.04	172.2	13.19	.8821	.0028	-.2048	6.926	.0593
#2	1200.	59.71	172.3	13.20	.8805	.0030	-.2031	6.872	.0615

Elem	Sr4077	Ti3349	W_2079	Zr3391	S_1820	Bi2230	Li6707
Avg	**.2050**	**5.143**	**.0247**	**.1447**	**4.820**	**.0217**	**.0708**
Stddev	.0001	.009	.0025	.0005	.009	.0032	.0008
%RSD	.0380	.1710	10.13	.3460	.1792	14.67	1.179
#1	.2051	5.149	.0264	.1451	4.814	.0194	.0702
#2	.2050	5.137	.0229	.1444	4.826	.0239	.0714

Int. Std.	Y_3600	Y_3710	Y_2243	In2306
Avg	**100340.**	**13477.**	**1923.7**	**6372.3**
Stddev	311.	48.	1.6	7.8
%RSD	.30954	.35436	.08332	.12259
#1	100120.	13443.	1922.6	6366.7
#2	100560.	13510.	1924.8	6377.8

Zoom In Zoom Out

Sample Name: jb69784-1 Acquired: 6/26/2014 19:31:53 Type: Unk
Method: Accutest1(v206) Mode: CONC Corr. Factor: 5.000000
User: admin Custom ID1: Custom ID2: Custom ID3:
Comment: soil rerun 3rd

Elem	Ba4554	Be3130	Cd2288	Co2286	Cr2677	Cu3247	Mn2576	Ni2316	Ag3280
Avg	**.4677**	**.0295**	**.0029**	**.0337**	**3.360**	**.0238**	**.4834**	**.1124**	**.0261**
Stddev	.0011	.0001	.0001	.0023	.004	.0019	.0022	.0016	.0001
%RSD	.2246	.2698	3.078	6.721	.1116	8.094	.4459	1.418	.3699
#1	.4670	.0296	.0028	.0353	3.358	.0224	.4849	.1113	.0261
#2	.4684	.0295	.0029	.0321	3.363	.0251	.4818	.1136	.0262

Elem	V_2924	Zn2062	As1890	Tl1908	Pb2203	Se1960	Sb2068	Al3961	Ca3179
Avg	**1.197**	**1.095**	**.1862**	**-.0454**	**.1307**	**.0321**	**-.0145**	**102.9**	**41.80**
Stddev	.001	.004	.0016	.0023	.0031	.0011	.0001	.3	.06
%RSD	.0607	.3644	.8348	5.073	2.334	3.483	.7747	.2687	.1427
#1	1.198	1.098	.1873	-.0438	.1328	.0313	-.0145	102.7	41.76
#2	1.197	1.092	.1851	-.0471	.1285	.0329	-.0146	103.1	41.85

Elem	Fe2599	Mg2790	K_7664	Na5895	B_2089	Mo2020	Pd3404	Si2124	Sn1899
Avg	**908.1**	**36.19**	**120.8**	**.7650**	**.6655**	**-.0008**	**-.1460**	**5.376**	**.0534**
Stddev	2.1	.10	.3	.0058	.0015	.0003	.0022	.052	.0025
%RSD	.2291	.2764	.2723	.7629	.2281	34.69	1.507	.9622	4.746
#1	906.7	36.26	120.5	.7609	.6666	-.0010	-.1476	5.413	.0516
#2	909.6	36.12	121.0	.7692	.6644	-.0006	-.1445	5.339	.0552

Elem	Sr4077	Ti3349	W_2079	Zr3391	S_1820	Bi2230	Li6707
Avg	**.2102**	**3.760**	**-.0029**	**.1037**	**3.138**	**.0195**	**.0535**
Stddev	.0005	.002	.0024	.0003	.032	.0030	.0004
%RSD	.2489	.0589	82.55	.2527	1.007	15.40	.7447
#1	.2098	3.758	-.0046	.1036	3.160	.0174	.0532
#2	.2106	3.761	-.0012	.1039	3.115	.0217	.0538

Int. Std.	Y_3600	Y_3710	Y_2243	In2306
Avg	**104600.**	**13771.**	**1969.5**	**6536.6**
Stddev	37.	41.	6.4	17.5
%RSD	.03515	.29838	.32439	.26751
#1	104630.	13800.	1964.9	6524.2
#2	104570.	13742.	1974.0	6548.9

Zoom In Zoom Out

Sample Name: mp80276-sd1 Acquired: 6/26/2014 19:38:00 Type: Unk
Method: Accutest1(v206) Mode: CONC Corr. Factor: 25.000000
User: admin Custom ID1: Custom ID2: Custom ID3:
Comment: soil rerun 3rd

Elem	Ba4554	Be3130	Cd2288	Co2286	Cr2677	Cu3247	Mn2576	Ni2316	Ag3280
Avg	**.5441**	**.0340**	**.0057**	**.0414**	**3.944**	**.0296**	**.5682**	**.1215**	**.0312**
Stddev	.0001	.0003	.0014	.0024	.004	.0054	.0016	.0017	.0010
%RSD	.0196	.8795	24.40	5.800	.1056	18.19	.2829	1.391	3.254
#1	.5442	.0342	.0047	.0397	3.941	.0334	.5693	.1203	.0305
#2	.5440	.0338	.0067	.0431	3.947	.0258	.5670	.1227	.0320

Elem	V_2924	Zn2062	As1890	Tl1908	Pb2203	Se1960	Sb2068	Al3961	Ca3179
Avg	**1.381**	**1.272**	**.2078**	**-.0469**	**.1455**	**.0789**	**-.0259**	**119.1**	**49.18**
Stddev	.001	.006	.0024	.0170	.0062	.0299	.0054	.3	.09
%RSD	.0506	.4990	1.145	36.25	4.270	37.96	20.78	.2178	.1751
#1	1.382	1.277	.2061	-.0349	.1499	.1000	-.0221	118.9	49.24
#2	1.381	1.268	.2095	-.0590	.1411	.0577	-.0298	119.3	49.12

Elem	Fe2599	Mg2790	K_7664	Na5895	B_2089	Mo2020	Pd3404	Si2124	Sn1899
Avg	**1088.**	**42.21**	**140.2**	**.8537**	**.7547**	**-.0149**	**-.1592**	**6.234**	**.0630**
Stddev	1.	.36	.7	.0460	.0189	.0027	.0055	.065	.0258
%RSD	.0477	.8485	.4910	5.388	2.505	17.89	3.434	1.041	40.91
#1	1089.	42.46	139.8	.8862	.7681	-.0130	-.1631	6.279	.0448
#2	1088.	41.96	140.7	.8212	.7414	-.0168	-.1553	6.188	.0813

Elem	Sr4077	Ti3349	W_2079	Zr3391	S_1820	Bi2230	Li6707
Avg	**.2453**	**4.387**	**-.1974**	**.1114**	**3.564**	**.0291**	**.0703**
Stddev	.0029	.002	.0023	.0003	.018	.0041	.0077
%RSD	1.175	.0532	1.166	.2466	.4987	14.22	10.98
#1	.2433	4.389	-.1958	.1112	3.577	.0321	.0758
#2	.2474	4.385	-.1990	.1116	3.551	.0262	.0648

Int. Std.	Y_3600	Y_3710	Y_2243	In2306
Avg	**103480.**	**13277.**	**1964.3**	**6586.6**
Stddev	291.	43.	9.2	37.0
%RSD	.28093	.32246	.46754	.56215
#1	103270.	13246.	1957.8	6560.5
#2	103680.	13307.	1970.8	6612.8

Zoom In Zoom Out

Sample Name: jb69784-2 Acquired: 6/26/2014 19:44:10 Type: Unk
Method: Accutest1(v206) Mode: CONC Corr. Factor: 5.000000
User: admin Custom ID1: Custom ID2: Custom ID3:
Comment: soil rerun 3rd

Elem	Ba4554	Be3130	Cd2288	Co2286	Cr2677	Cu3247	Mn2576	Ni2316	Ag3280
Avg	**.4995**	**.0337**	**.0037**	**.0368**	**3.793**	**.0303**	**.6195**	**.1094**	**.0310**
Stddev	.0021	.0002	.0003	.0007	.009	.0019	.0007	.0022	.0002
%RSD	.4303	.5967	7.278	1.814	.2332	6.381	.1145	2.003	.5176
#1	.5010	.0338	.0039	.0373	3.799	.0317	.6190	.1078	.0309
#2	.4980	.0336	.0035	.0364	3.786	.0290	.6200	.1109	.0311

Elem	V_2924	Zn2062	As1890	Tl1908	Pb2203	Se1960	Sb2068	Al3961	Ca3179
Avg	**1.324**	**1.280**	**.2092**	**-.0475**	**.1672**	**.0330**	**-.0123**	**115.5**	**45.06**
Stddev	.001	.001	.0020	.0075	.0086	.0020	.0001	.1	.20
%RSD	.0897	.0359	.9663	15.86	5.142	6.051	1.207	.0692	.4486
#1	1.325	1.280	.2106	-.0422	.1611	.0316	-.0124	115.6	45.21
#2	1.323	1.281	.2078	-.0528	.1733	.0344	-.0122	115.5	44.92

Elem	Fe2599	Mg2790	K_7664	Na5895	B_2089	Mo2020	Pd3404	Si2124	Sn1899
Avg	**1124.**	**41.78**	**137.8**	**.7636**	**.7625**	**.0009**	**-.1826**	**6.608**	**.0569**
Stddev	4.	.48	.5	.0155	.0006	.0004	.0010	.088	.0005
%RSD	.3757	1.159	.3610	2.027	.0776	46.17	.5302	1.326	.8350
#1	1127.	42.12	138.1	.7527	.7620	.0006	-.1819	6.670	.0573
#2	1121.	41.44	137.4	.7746	.7629	.0012	-.1833	6.546	.0566

Elem	Sr4077	Ti3349	W_2079	Zr3391	S_1820	Bi2230	Li6707
Avg	**.1873**	**4.069**	**.0108**	**.1196**	**3.393**	**.0234**	**.0598**
Stddev	.0005	.002	.0011	.0000	.013	.0014	.0014
%RSD	.2815	.0543	9.792	.0097	.3894	6.184	2.342
#1	.1877	4.070	.0100	.1196	3.403	.0224	.0608
#2	.1869	4.067	.0115	.1196	3.384	.0245	.0588

Int. Std.	Y_3600	Y_3710	Y_2243	In2306
Avg	**102590.**	**13605.**	**1940.2**	**6452.7**
Stddev	145.	38.	.6	5.9
%RSD	.14178	.27753	.03002	.09081
#1	102480.	13578.	1940.6	6456.8
#2	102690.	13631.	1939.8	6448.5

Zoom In Zoom Out

Sample Name: ccv Acquired: 6/26/2014 19:50:19 Type: QC
Method: Accutest1(v206) Mode: CONC Corr. Factor: 1.000000
User: admin Custom ID1: Custom ID2: Custom ID3:
Comment: 3

Elem	Ba4554	Be3130	Cd2288	Co2286	Cr2677	Cu3247	Mn2576	Ni2316	Ag3280
Units	ppm	ppm	ppm	ppm	ppm	ppm	ppm	ppm	ppm
Avg	**1.987**	**2.004**	**2.015**	**2.019**	**1.993**	**1.963**	**2.037**	**2.035**	**.2440**
Stddev	.000	.003	.009	.003	.009	.002	.013	.004	.0009
%RSD	.0111	.1412	.4590	.1686	.4748	.0741	.6394	.1829	.3569
#1	1.987	2.006	2.008	2.016	2.000	1.964	2.047	2.033	.2446
#2	1.987	2.002	2.021	2.021	1.986	1.962	2.028	2.038	.2434
Check ?	Chk Pass	Chk Pass	Chk Pass	Chk Pass	Chk Pass	Chk Pass	Chk Pass	Chk Pass	Chk Pass
Value									
Range									

Elem	V_2924	Zn2062	As1890	Tl1908	Pb2203	Se1960	Sb2068	Al3961	Ca3179
Units	ppm	ppm	ppm	ppm	ppm	ppm	ppm	ppm	ppm
Avg	**1.995**	**2.057**	**1.987**	**2.144**	**2.042**	**1.993**	**1.988**	**39.62**	**39.78**
Stddev	.013	.006	.008	.008	.004	.009	.011	.04	.12
%RSD	.6444	.2793	.4080	.3689	.2086	.4431	.5682	.1028	.2903
#1	2.004	2.053	1.982	2.139	2.039	1.987	1.980	39.65	39.86
#2	1.986	2.062	1.993	2.150	2.045	2.000	1.996	39.59	39.70
Check ?	Chk Pass	Chk Pass	Chk Pass	Chk Pass	Chk Pass	Chk Pass	Chk Pass	Chk Pass	Chk Pass
Value									
Range									

Elem	Fe2599	Mg2790	K_7664	Na5895	B_2089	Mo2020	Pd3404	Si2124	Sn1899
Units	ppm	ppm	ppm	ppm	ppm	ppm	ppm	ppm	ppm
Avg	**39.56**	**39.12**	**40.28**	**39.85**	**2.015**	**2.026**	**1.955**	**4.987**	**2.050**
Stddev	.11	.09	.03	.01	.010	.009	.005	.021	.009
%RSD	.2812	.2280	.0643	.0236	.4925	.4523	.2808	.4114	.4604
#1	39.64	39.19	40.30	39.86	2.008	2.020	1.959	4.973	2.044
#2	39.48	39.06	40.26	39.84	2.022	2.033	1.951	5.002	2.057
Check ?	Chk Pass	Chk Pass	Chk Pass	Chk Pass	Chk Pass	Chk Pass	Chk Pass	Chk Pass	Chk Pass
Value									
Range									

Zoom In Zoom Out

Sample Name: ccv Acquired: 6/26/2014 19:50:19 Type: QC
Method: Accutest1(v206) Mode: CONC Corr. Factor: 1.000000
User: admin Custom ID1: Custom ID2: Custom ID3:
Comment: 3

Elem	Sr4077	Ti3349	W_2079	Zr3391	S_1820	Bi2230	Li6707
Units	ppm	ppm	ppm	ppm	ppm	ppm	ppm
Avg	**2.011**	**1.994**	**1.887**	**1.977**	**1.964**	**1.999**	**1.987**
Stddev	.000	.007	.013	.002	.008	.006	.003
%RSD	.0106	.3716	.6812	.1145	.4017	.3113	.1452
#1	2.011	2.000	1.878	1.978	1.958	1.995	1.985
#2	2.011	1.989	1.896	1.975	1.969	2.003	1.989
Check ?	Chk Pass	Chk Pass	Chk Pass	Chk Pass	Chk Pass	Chk Pass	Chk Pass
Value							
Range							

Int. Std.	Y_3600	Y_3710	Y_2243	In2306
Units	Cts/S	Cts/S	Cts/S	Cts/S
Avg	**97214.**	**13255.**	**1874.5**	**5981.9**
Stddev	179.	43.	7.2	11.6
%RSD	.18413	.32654	.38549	.19428
#1	97088.	13224.	1879.6	5990.1
#2	97341.	13286.	1869.4	5973.7

Zoom In Zoom Out

Sample Name: ccb Acquired: 6/26/2014 19:56:23 Type: QC
Method: Accutest1(v206) Mode: CONC Corr. Factor: 1.000000
User: admin Custom ID1: Custom ID2: Custom ID3:
Comment:

Elem	Ba4554	Be3130	Cd2288	Co2286	Cr2677	Cu3247	Mn2576	Ni2316	Ag3280
Units	ppm	ppm	ppm	ppm	ppm	ppm	ppm	ppm	ppm
Avg	**.0004**	**.0002**	**.0003**	**.0003**	**.0004**	**.0000**	**.0002**	**-.0001**	**-.0001**
Stddev	.0001	.0000	.0002	.0001	.0001	.000	.0000	.0000	.0001
%RSD	20.04	7.731	53.73	32.99	17.18	468.8	11.61	.8170	138.9
#1	.0003	.0002	.0004	.0003	.0003	-.0002	.0002	-.0001	.0000
#2	.0005	.0002	.0002	.0002	.0004	.0001	.0003	-.0001	-.0002
Check ?	Chk Pass	Chk Pass	Chk Pass	Chk Pass	Chk Pass	Chk Pass	Chk Pass	Chk Pass	Chk Pass
High Limit									
Low Limit									

Elem	V_2924	Zn2062	As1890	Tl1908	Pb2203	Se1960	Sb2068	Al3961	Ca3179
Units	ppm	ppm	ppm	ppm	ppm	ppm	ppm	ppm	ppm
Avg	**.0000**	**.0002**	**.0003**	**.0017**	**-.0005**	**.0002**	**.0012**	**-.0021**	**.0053**
Stddev	.0002	.0000	.0001	.0010	.0008	.0004	.0003	.0055	.0002
%RSD	909.2	20.67	37.99	58.75	153.5	230.6	23.19	266.7	3.074
#1	-.0001	.0002	.0002	.0010	.0000	-.0001	.0010	-.0060	.0055
#2	.0001	.0003	.0004	.0023	-.0011	.0005	.0014	.0018	.0052
Check ?	Chk Pass	Chk Pass	Chk Pass	Chk Pass	Chk Pass	Chk Pass	Chk Pass	Chk Pass	Chk Pass
High Limit									
Low Limit									

Elem	Fe2599	Mg2790	K_7664	Na5895	B_2089	Mo2020	Pd3404	Si2124	Sn1899
Units	ppm	ppm	ppm	ppm	ppm	ppm	ppm	ppm	ppm
Avg	**.0072**	**-.0203**	**.0320**	**.0082**	**.0014**	**.0009**	**.0006**	**.0038**	**.0004**
Stddev	.0004	.0173	.0068	.0020	.0001	.0005	.0010	.0003	.0002
%RSD	6.162	85.20	21.40	24.49	5.797	49.76	167.1	8.030	42.90
#1	.0069	-.0325	.0368	.0068	.0014	.0012	.0013	.0036	.0003
#2	.0075	-.0081	.0271	.0096	.0013	.0006	-.0001	.0040	.0005
Check ?	Chk Pass	Chk Pass	Chk Pass	Chk Pass	Chk Pass	Chk Pass	Chk Pass	Chk Pass	Chk Pass
High Limit									
Low Limit									

Zoom In Zoom Out

Sample Name: ccb Acquired: 6/26/2014 19:56:23 Type: QC
Method: Accutest1(v206) Mode: CONC Corr. Factor: 1.000000
User: admin Custom ID1: Custom ID2: Custom ID3:
Comment:

Elem	Sr4077	Ti3349	W_2079	Zr3391	S_1820	Bi2230	Li6707
Units	ppm	ppm	ppm	ppm	ppm	ppm	ppm
Avg	**.0003**	**.0004**	**-.0005**	**.0002**	**-.0005**	**.0002**	**-.0001**
Stddev	.0001	.0001	.0008	.0000	.0012	.0003	.0000
%RSD	26.18	11.45	142.9	12.64	255.8	124.6	25.79
#1	.0002	.0004	.0000	.0002	-.0013	.0005	-.0001
#2	.0004	.0005	-.0011	.0002	.0004	.0000	-.0001

Check ?	Chk Pass	Chk Pass	Chk Pass	Chk Pass	Chk Pass	Chk Pass	Chk Pass
High Limit							
Low Limit							

Int. Std.	Y_3600	Y_3710	Y_2243	In2306
Units	Cts/S	Cts/S	Cts/S	Cts/S
Avg	**103670.**	**13317.**	**1963.1**	**6674.9**
Stddev	63.	65.	9.7	28.2
%RSD	.06077	.48459	.49646	.42181
#1	103720.	13271.	1970.0	6694.8
#2	103630.	13362.	1956.2	6655.0

Zoom In Zoom Out

Sample Name: jb69784-3 Acquired: 6/26/2014 20:02:42 Type: Unk
Method: Accutest1(v206) Mode: CONC Corr. Factor: 3.000000
User: admin Custom ID1: Custom ID2: Custom ID3:
Comment: soil rerun 3rd

Elem	Ba4554	Be3130	Cd2288	Co2286	Cr2677	Cu3247	Mn2576	Ni2316	Ag3280
Avg	**.7773**	**.0329**	**.0037**	**.0345**	**2.822**	**.0292**	**.2950**	**.1244**	**.0245**
Stddev	.0004	.0003	.0012	.0001	.007	.0009	.0002	.0011	.0002
%RSD	.0512	.8622	33.24	.2810	.2329	3.102	.0807	.9051	.9704
#1	.7770	.0331	.0045	.0345	2.818	.0286	.2948	.1252	.0244
#2	.7775	.0327	.0028	.0344	2.827	.0299	.2952	.1236	.0247

Elem	V_2924	Zn2062	As1890	Tl1908	Pb2203	Se1960	Sb2068	Al3961	Ca3179
Avg	**1.025**	**1.092**	**.3702**	**-.0450**	**.1456**	**.0354**	**-.0055**	**107.9**	**19.82**
Stddev	.002	.004	.0017	.0063	.0036	.0025	.0027	.2	.09
%RSD	.2339	.3361	.4661	14.04	2.439	7.004	48.91	.1667	.4382
#1	1.027	1.090	.3714	-.0495	.1431	.0337	-.0074	107.8	19.76
#2	1.023	1.095	.3689	-.0406	.1481	.0372	-.0036	108.1	19.88

Elem	Fe2599	Mg2790	K_7664	Na5895	B_2089	Mo2020	Pd3404	Si2124	Sn1899
Avg	**893.5**	**31.51**	**108.6**	**.3345**	**.6193**	**.0062**	**-.1463**	**5.489**	**.0458**
Stddev	3.1	.09	.4	.0117	.0005	.0004	.0003	.026	.0002
%RSD	.3467	.2750	.3600	3.490	.0860	6.979	.2328	.4656	.4230
#1	891.3	31.45	108.4	.3262	.6197	.0065	-.1461	5.507	.0456
#2	895.7	31.57	108.9	.3427	.6189	.0059	-.1465	5.471	.0459

Elem	Sr4077	Ti3349	W_2079	Zr3391	S_1820	Bi2230	Li6707
Avg	**.1464**	**2.718**	**.0348**	**.1106**	**9.893**	**.0157**	**.0454**
Stddev	.0003	.000	.0022	.0003	.010	.0007	.0004
%RSD	.1764	.0140	6.398	.3045	.1052	4.272	.8714
#1	.1462	2.719	.0364	.1109	9.900	.0162	.0457
#2	.1465	2.718	.0332	.1104	9.886	.0152	.0451

Int. Std.	Y_3600	Y_3710	Y_2243	In2306
Avg	**102520.**	**13682.**	**1957.1**	**6459.0**
Stddev	38.	29.	2.5	5.5
%RSD	.03731	.21390	.12990	.08496
#1	102490.	13703.	1955.3	6455.2
#2	102550.	13662.	1958.9	6462.9

Zoom In Zoom Out

Sample Name: jb69784-4 Acquired: 6/26/2014 20:08:47 Type: Unk
Method: Accutest1(v206) Mode: CONC Corr. Factor: 2.000000
User: admin Custom ID1: Custom ID2: Custom ID3:
Comment: soil rerun 3rd

Elem	Ba4554	Be3130	Cd2288	Co2286	Cr2677	Cu3247	Mn2576	Ni2316	Ag3280
Avg	**.3470**	**.0203**	**.0032**	**.0211**	**1.853**	**.0372**	**.2036**	**.0647**	**.0176**
Stddev	.0004	.0001	.0002	.0004	.003	.0006	.0003	.0000	.0008
%RSD	.1134	.5278	4.809	2.020	.1600	1.514	.1666	.0129	4.595
#1	.3467	.0204	.0033	.0214	1.855	.0376	.2034	.0647	.0181
#2	.3472	.0203	.0030	.0208	1.851	.0368	.2039	.0647	.0170

Elem	V_2924	Zn2062	As1890	Tl1908	Pb2203	Se1960	Sb2068	Al3961	Ca3179
Avg	**.6933**	**.6135**	**.3827**	**-.0331**	**.1102**	**.0262**	**-.0010**	**86.86**	**12.08**
Stddev	.0022	.0008	.0011	.0006	.0038	.0037	.0011	.02	.03
%RSD	.3102	.1347	.2939	1.766	3.419	13.94	111.8	.0221	.2448
#1	.6949	.6141	.3819	-.0327	.1075	.0236	-.0017	86.88	12.10
#2	.6918	.6129	.3835	-.0336	.1128	.0288	-.0002	86.85	12.06

Elem	Fe2599	Mg2790	K_7664	Na5895	B_2089	Mo2020	Pd3404	Si2124	Sn1899
Avg	**658.4**	**23.63**	**76.89**	**.2358**	**.5004**	**.0054**	**-.1138**	**6.397**	**.0372**
Stddev	4.8	.11	.18	.0007	.0001	.0000	.0003	.028	.0033
%RSD	.7257	.4462	.2281	.3024	.0262	.3841	.2377	.4306	8.896
#1	661.8	23.70	76.77	.2363	.5003	.0054	-.1140	6.416	.0348
#2	655.0	23.55	77.01	.2353	.5005	.0054	-.1136	6.377	.0395

Elem	Sr4077	Ti3349	W_2079	Zr3391	S_1820	Bi2230	Li6707
Avg	**.0614**	**1.468**	**.0245**	**.0820**	**17.13**	**.0096**	**.0405**
Stddev	.0000	.000	.0008	.0004	.03	.0023	.0010
%RSD	.0060	.0185	3.371	.5417	.1581	24.42	2.512
#1	.0614	1.468	.0240	.0823	17.15	.0079	.0413
#2	.0614	1.468	.0251	.0817	17.11	.0112	.0398

Int. Std.	Y_3600	Y_3710	Y_2243	In2306
Avg	**101890.**	**13716.**	**1946.2**	**6454.5**
Stddev	126.	22.	2.2	10.2
%RSD	.12415	.15923	.11094	.15733
#1	101800.	13700.	1944.7	6447.3
#2	101980.	13731.	1947.8	6461.7

Zoom In Zoom Out

Sample Name: mp80306-mb1 2 Acquired: 6/26/2014 20:15:00 Type: Unk
Method: Accutest1(v206) Mode: CONC Corr. Factor: 1.000000
User: admin Custom ID1: Custom ID2: Custom ID3:
Comment: water 8th

Elem	Ba4554	Be3130	Cd2288	Co2286	Cr2677	Cu3247	Mn2576	Ni2316	Ag3280
Avg	**.0001**	**-.0001**	**.0001**	**-.0001**	**.0001**	**.0016**	**.0002**	**.0002**	**.0001**
Stddev	.0001	.0000	.0001	.0000	.0003	.0003	.0000	.0002	.0003
%RSD	93.99	38.86	116.5	44.87	235.5	19.27	12.90	107.2	272.3
#1	.0002	.0000	.0002	-.0001	.0003	.0018	.0002	.0001	-.0001
#2	.0000	-.0001	.0000	-.0001	-.0001	.0014	.0002	.0004	.0003

Elem	V_2924	Zn2062	As1890	Tl1908	Pb2203	Se1960	Sb2068	Al3961	Ca3179
Avg	**.0000**	**.0011**	**-.0006**	**-.0002**	**-.0003**	**.0006**	**.0002**	**-.0015**	**.0139**
Stddev	.000	.0001	.0008	.0019	.0001	.0002	.0007	.0012	.0022
%RSD	390.2	9.245	121.2	1236.	26.24	32.75	301.7	77.02	16.14
#1	.0001	.0010	-.0012	.0012	-.0004	.0004	-.0003	-.0024	.0123
#2	-.0002	.0011	-.0001	-.0015	-.0003	.0007	.0008	-.0007	.0154

Elem	Fe2599	Mg2790	K_7664	Na5895	B_2089	Mo2020	Pd3404	Si2124	Sn1899
Avg	**.0309**	**-.0083**	**.0300**	**-.0019**	**.0004**	**-.0006**	**.0001**	**.0024**	**.0003**
Stddev	.0006	.0096	.0086	.0006	.0000	.0001	.0001	.0007	.0001
%RSD	2.075	114.8	28.51	31.33	9.133	8.847	50.70	27.27	50.81
#1	.0304	-.0151	.0361	-.0015	.0004	-.0006	.0001	.0029	.0002
#2	.0313	-.0016	.0240	-.0024	.0004	-.0006	.0002	.0020	.0004

Elem	Sr4077	Ti3349	W_2079	Zr3391	S_1820	Bi2230	Li6707
Avg	**.0000**	**.0003**	**-.0064**	**-.0003**	**.0031**	**-.0004**	**.0005**
Stddev	.0001	.0001	.0005	.0001	.0002	.0008	.0004
%RSD	243.4	51.65	7.307	26.94	5.252	208.8	91.34
#1	.0000	.0002	-.0067	-.0004	.0032	.0002	.0002
#2	.0001	.0004	-.0060	-.0003	.0030	-.0010	.0008

Int. Std.	Y_3600	Y_3710	Y_2243	In2306
Avg	**104770.**	**13565.**	**1963.8**	**6702.2**
Stddev	61.	31.	2.4	6.9
%RSD	.05833	.22652	.11995	.10222
#1	104810.	13587.	1965.5	6697.3
#2	104720.	13544.	1962.2	6707.0

Zoom In Zoom Out

Sample Name: mp80306-mb2 Acquired: 6/26/2014 20:21:18 Type: Unk
Method: Accutest1(v206) Mode: CONC Corr. Factor: 1.000000
User: admin Custom ID1: Custom ID2: Custom ID3:
Comment: water 8th

Elem	Ba4554	Be3130	Cd2288	Co2286	Cr2677	Cu3247	Mn2576	Ni2316	Ag3280
Avg	**.0000**	**.0000**	**.0002**	**-.0003**	**.0004**	**-.0001**	**.0001**	**-.0003**	**-.0001**
Stddev	.000	.0000	.0000	.0000	.0000	.0001	.0000	.0004	.0001
%RSD	45440.	70.36	6.399	19.04	1.600	69.50	6.153	107.3	118.1
#1	.0001	.0000	.0002	-.0002	.0004	-.0002	.0001	-.0006	-.0002
#2	-.0001	.0000	.0002	-.0003	.0004	-.0001	.0001	-.0001	.0000

Elem	V_2924	Zn2062	As1890	Tl1908	Pb2203	Se1960	Sb2068	Al3961	Ca3179
Avg	**-.0002**	**.0021**	**-.0003**	**-.0015**	**-.0007**	**.0019**	**.0004**	**-.0021**	**.0123**
Stddev	.0001	.0001	.0001	.0019	.0006	.0003	.0000	.0027	.0012
%RSD	47.35	5.944	40.01	127.0	88.71	15.51	.2427	123.6	9.471
#1	-.0001	.0022	-.0002	-.0028	-.0003	.0017	.0004	-.0003	.0115
#2	-.0002	.0020	-.0004	-.0002	-.0012	.0021	.0004	-.0040	.0131

Elem	Fe2599	Mg2790	K_7664	Na5895	B_2089	Mo2020	Pd3404	Si2124	Sn1899
Avg	**.0059**	**-.0049**	**.0182**	**.0092**	**.0009**	**.0000**	**.0003**	**.0320**	**.0011**
Stddev	.0002	.0047	.0153	.0022	.0004	.0001	.0003	.0000	.0004
%RSD	2.791	95.45	83.95	23.39	42.79	1129.	126.4	.0884	35.16
#1	.0058	-.0016	.0074	.0077	.0012	.0001	.0005	.0320	.0014
#2	.0060	-.0082	.0290	.0108	.0006	-.0001	.0000	.0320	.0009

Elem	Sr4077	Ti3349	W_2079	Zr3391	S_1820	Bi2230	Li6707
Avg	**.0001**	**.0004**	**-.0001**	**-.0001**	**.0020**	**-.0003**	**.0001**
Stddev	.0001	.0003	.0004	.0000	.0023	.0002	.0003
%RSD	83.16	86.79	379.5	27.51	116.0	50.38	366.4
#1	.0000	.0001	-.0004	-.0001	.0004	-.0002	-.0001
#2	.0001	.0006	.0002	-.0001	.0037	-.0005	.0003

Int. Std.	Y_3600	Y_3710	Y_2243	In2306
Avg	**103940.**	**13387.**	**1951.2**	**6667.1**
Stddev	174.	3.	1.5	4.1
%RSD	.16755	.02410	.07472	.06109
#1	103820.	13385.	1950.2	6664.2
#2	104060.	13390.	1952.2	6670.0

Zoom In Zoom Out

Sample Name: mp80306-lc1 Acquired: 6/26/2014 20:27:36 Type: Unk
Method: Accutest1(v206) Mode: CONC Corr. Factor: 1.000000
User: admin Custom ID1: Custom ID2: Custom ID3:
Comment: water 8th

Elem	Ba4554	Be3130	Cd2288	Co2286	Cr2677	Cu3247	Mn2576	Ni2316	Ag3280
Avg	**.4895**	**.5030**	**.5007**	**.4855**	**.5016**	**.4698**	**.5157**	**.5016**	**.1854**
Stddev	.0002	.0010	.0001	.0006	.0017	.0013	.0001	.0006	.0003
%RSD	.0347	.2000	.0249	.1247	.3445	.2738	.0144	.1219	.1777
#1	.4894	.5023	.5006	.4850	.5003	.4708	.5157	.5012	.1851
#2	.4896	.5037	.5008	.4859	.5028	.4689	.5158	.5020	.1856

Elem	V_2924	Zn2062	As1890	Tl1908	Pb2203	Se1960	Sb2068	Al3961	Ca3179
Avg	**.5009**	**.5185**	**.4932**	**.5303**	**.5050**	**.5026**	**.4871**	**4.875**	**5.391**
Stddev	.0001	.0005	.0011	.0009	.0003	.0001	.0012	.029	.000
%RSD	.0114	.0917	.2195	.1720	.0598	.0116	.2380	.5845	.0057
#1	.5009	.5189	.4925	.5309	.5048	.5025	.4863	4.855	5.391
#2	.5009	.5182	.4940	.5296	.5052	.5026	.4879	4.895	5.391

Elem	Fe2599	Mg2790	K_7664	Na5895	B_2089	Mo2020	Pd3404	Si2124	Sn1899
Avg	**5.474**	**5.280**	**10.06**	**9.872**	**-.0023**	**.5030**	**-.0055**	**-.0025**	**.0030**
Stddev	.009	.037	.03	.010	.0004	.0011	.0004	.0001	.0006
%RSD	.1739	.6927	.3340	.1040	15.60	.2227	7.506	2.662	19.68
#1	5.467	5.254	10.03	9.864	-.0025	.5022	-.0053	-.0025	.0035
#2	5.480	5.306	10.08	9.879	-.0020	.5038	-.0058	-.0024	.0026

Elem	Sr4077	Ti3349	W_2079	Zr3391	S_1820	Bi2230	Li6707
Avg	**-.0001**	**.5028**	**-.0047**	**.0032**	**-.0036**	**-.0002**	**.0005**
Stddev	.0000	.0007	.0004	.0002	.0000	.0003	.0000
%RSD	28.12	.1328	7.732	6.179	.2929	129.8	7.221
#1	.0000	.5033	-.0044	.0033	-.0036	.0000	.0005
#2	-.0001	.5023	-.0049	.0031	-.0036	-.0004	.0006

Int. Std.	Y_3600	Y_3710	Y_2243	In2306
Avg	**103100.**	**13547.**	**1936.9**	**6476.3**
Stddev	115.	45.	.1	2.7
%RSD	.11173	.33014	.00613	.04188
#1	103010.	13579.	1936.9	6474.4
#2	103180.	13515.	1937.0	6478.2

Zoom In Zoom Out

Sample Name: mp80306-lc2 Acquired: 6/26/2014 20:33:43 Type: Unk
Method: Accutest1(v206) Mode: CONC Corr. Factor: 1.000000
User: admin Custom ID1: Custom ID2: Custom ID3:
Comment: water 8th

Elem	Ba4554	Be3130	Cd2288	Co2286	Cr2677	Cu3247	Mn2576	Ni2316	Ag3280
Avg	**.4690**	**.4787**	**.4682**	**.4576**	**.4784**	**.4432**	**.4903**	**.4712**	**.1718**
Stddev	.0009	.0006	.0004	.0010	.0008	.0012	.0003	.0008	.0007
%RSD	.1916	.1199	.0816	.2251	.1632	.2645	.0624	.1667	.3825
#1	.4696	.4791	.4680	.4569	.4790	.4441	.4901	.4707	.1722
#2	.4683	.4783	.4685	.4583	.4779	.4424	.4905	.4718	.1713

Elem	V_2924	Zn2062	As1890	Tl1908	Pb2203	Se1960	Sb2068	Al3961	Ca3179
Avg	**.4794**	**.4908**	**.4606**	**.4887**	**.4679**	**.4692**	**.4555**	**4.613**	**5.126**
Stddev	.0005	.0009	.0002	.0019	.0001	.0004	.0019	.009	.007
%RSD	.1020	.1881	.0474	.3959	.0241	.0781	.4156	.2010	.1387
#1	.4790	.4901	.4607	.4901	.4680	.4695	.4568	4.620	5.131
#2	.4797	.4914	.4604	.4873	.4679	.4690	.4541	4.607	5.121

Elem	Fe2599	Mg2790	K_7664	Na5895	B_2089	Mo2020	Pd3404	Si2124	Sn1899
Avg	**5.208**	**5.024**	**9.567**	**9.380**	**.0003**	**.4833**	**-.0053**	**.0133**	**.0027**
Stddev	.015	.008	.016	.012	.0001	.0005	.0005	.0010	.0014
%RSD	.2855	.1510	.1676	.1316	53.75	.1124	9.452	7.687	52.02
#1	5.219	5.019	9.578	9.389	.0002	.4829	-.0049	.0125	.0017
#2	5.198	5.029	9.556	9.372	.0004	.4837	-.0056	.0140	.0037

Elem	Sr4077	Ti3349	W_2079	Zr3391	S_1820	Bi2230	Li6707
Avg	**-.0001**	**.4808**	**.0016**	**.0030**	**-.0037**	**-.0007**	**.0002**
Stddev	.0000	.0005	.0001	.0001	.0021	.0002	.0003
%RSD	69.71	.1010	6.283	1.841	55.80	33.71	140.5
#1	-.0001	.4805	.0016	.0031	-.0052	-.0006	.0000
#2	.0000	.4811	.0015	.0030	-.0022	-.0009	.0004

Int. Std.	Y_3600	Y_3710	Y_2243	In2306
Avg	**102740.**	**13403.**	**1933.8**	**6482.1**
Stddev	57.	37.	.8	3.2
%RSD	.05569	.27973	.04024	.04935
#1	102700.	13377.	1934.4	6484.3
#2	102780.	13430.	1933.3	6479.8

Zoom In Zoom Out

Sample Name: mp80306-s1 Acquired: 6/26/2014 20:39:51 Type: Unk
Method: Accutest1(v206) Mode: CONC Corr. Factor: 1.000000
User: admin Custom ID1: Custom ID2: Custom ID3:
Comment: water 8th

Elem	Ba4554	Be3130	Cd2288	Co2286	Cr2677	Cu3247	Mn2576	Ni2316	Ag3280
Avg	**2.003**	**.0519**	**.0489**	**.5004**	**.2029**	**.2385**	**.9217**	**.5167**	**.0497**
Stddev	.002	.0001	.0001	.0011	.0022	.0005	.0032	.0004	.0002
%RSD	.0876	.2454	.2391	.2199	1.093	.2214	.3477	.0685	.3052
#1	2.004	.0518	.0488	.4996	.2045	.2382	.9240	.5165	.0498
#2	2.002	.0520	.0490	.5012	.2013	.2389	.9195	.5170	.0495

Elem	V_2924	Zn2062	As1890	Tl1908	Pb2203	Se1960	Sb2068	Al3961	Ca3179
Avg	**.5043**	**.6219**	**2.092**	**2.156**	**.5167**	**2.108**	**.5139**	**2.139**	**38.52**
Stddev	.0015	.0007	.002	.005	.0002	.002	.0004	.006	.12
%RSD	.2887	.1074	.0869	.2471	.0391	.0874	.0772	.2839	.3028
#1	.5053	.6214	2.093	2.160	.5168	2.107	.5142	2.135	38.44
#2	.5033	.6224	2.090	2.152	.5165	2.109	.5137	2.144	38.60

Elem	Fe2599	Mg2790	K_7664	Na5895	B_2089	Mo2020	Pd3404	Si2124	Sn1899
Avg	**5.436**	**29.20**	**27.55**	**48.79**	**.0968**	**.0012**	**-.0066**	**4.623**	**.0029**
Stddev	.010	.08	.06	.05	.0002	.0000	.0008	.001	.0003
%RSD	.1847	.2810	.2060	.1095	.1856	1.273	12.83	.0177	9.763
#1	5.429	29.14	27.51	48.83	.0967	.0013	-.0072	4.624	.0027
#2	5.443	29.26	27.60	48.76	.0969	.0012	-.0060	4.623	.0031

Elem	Sr4077	Ti3349	W_2079	Zr3391	S_1820	Bi2230	Li6707
Avg	**.0684**	**.0018**	**-.0084**	**.0040**	**26.22**	**-.0006**	**.0026**
Stddev	.0002	.0003	.0004	.0000	.01	.0007	.0000
%RSD	.2269	14.43	5.065	.1513	.0289	114.0	.7693
#1	.0685	.0020	-.0087	.0040	26.23	-.0001	.0026
#2	.0683	.0016	-.0081	.0040	26.22	-.0012	.0026

Int. Std.	Y_3600	Y_3710	Y_2243	In2306
Avg	**99681.**	**13391.**	**1883.0**	**6126.6**
Stddev	103.	74.	.8	3.3
%RSD	.10347	.55328	.04198	.05439
#1	99608.	13443.	1883.6	6128.9
#2	99753.	13338.	1882.4	6124.2

Zoom In Zoom Out

Sample Name: mp80306-s2 Acquired: 6/26/2014 20:45:56 Type: Unk
Method: Accutest1(v206) Mode: CONC Corr. Factor: 1.000000
User: admin Custom ID1: Custom ID2: Custom ID3:
Comment: water 8th

Elem	Ba4554	Be3130	Cd2288	Co2286	Cr2677	Cu3247	Mn2576	Ni2316	Ag3280
Avg	**2.054**	**.0530**	**.0500**	**.5098**	**.2069**	**.2457**	**.9365**	**.5285**	**.0510**
Stddev	.002	.0001	.0001	.0016	.0013	.0000	.0027	.0011	.0001
%RSD	.0991	.1617	.1391	.3099	.6369	.0057	.2935	.2100	.2688
#1	2.055	.0531	.0499	.5086	.2078	.2457	.9384	.5277	.0509
#2	2.052	.0529	.0500	.5109	.2059	.2457	.9345	.5293	.0511

Elem	V_2924	Zn2062	As1890	Tl1908	Pb2203	Se1960	Sb2068	Al3961	Ca3179
Avg	**.5164**	**.6316**	**2.142**	**2.208**	**.5285**	**2.157**	**.5248**	**2.202**	**38.19**
Stddev	.0013	.0013	.002	.004	.0001	.001	.0019	.004	.10
%RSD	.2552	.1985	.0811	.1871	.0268	.0622	.3682	.1810	.2566
#1	.5173	.6307	2.144	2.205	.5286	2.156	.5262	2.200	38.12
#2	.5155	.6325	2.141	2.211	.5284	2.158	.5235	2.205	38.26

Elem	Fe2599	Mg2790	K_7664	Na5895	B_2089	Mo2020	Pd3404	Si2124	Sn1899
Avg	**5.466**	**28.95**	**27.46**	**49.03**	**.0974**	**.0009**	**-.0070**	**4.678**	**.0033**
Stddev	.004	.07	.05	.01	.0007	.0001	.0002	.008	.0004
%RSD	.0649	.2412	.1785	.0303	.6828	6.888	2.351	.1652	13.49
#1	5.464	28.90	27.50	49.04	.0970	.0010	-.0069	4.683	.0030
#2	5.469	29.00	27.43	49.02	.0979	.0009	-.0071	4.672	.0036

Elem	Sr4077	Ti3349	W_2079	Zr3391	S_1820	Bi2230	Li6707
Avg	**.0689**	**.0023**	**-.0090**	**.0035**	**26.52**	**-.0005**	**.0032**
Stddev	.0001	.0000	.0006	.0000	.03	.0005	.0004
%RSD	.1765	.2357	6.916	.5446	.1176	101.0	12.61
#1	.0690	.0023	-.0086	.0036	26.50	-.0008	.0035
#2	.0688	.0023	-.0094	.0035	26.54	-.0001	.0029

Int. Std.	Y_3600	Y_3710	Y_2243	In2306
Avg	**98826.**	**13363.**	**1871.5**	**6096.3**
Stddev	222.	40.	6.4	4.6
%RSD	.22434	.30003	.34089	.07590
#1	98669.	13391.	1867.0	6093.1
#2	98982.	13335.	1876.0	6099.6

Zoom In Zoom Out

Sample Name: jb70163-1 Acquired: 6/26/2014 20:52:01 Type: Unk
Method: Accutest1(v206) Mode: CONC Corr. Factor: 1.000000
User: admin Custom ID1: Custom ID2: Custom ID3:
Comment: water 8th

Elem	Ba4554	Be3130	Cd2288	Co2286	Cr2677	Cu3247	Mn2576	Ni2316	Ag3280
Avg	**.0269**	**.0001**	**.0004**	**.0006**	**.0016**	**.0018**	**.4221**	**.0071**	**.0002**
Stddev	.0001	.0000	.0001	.0001	.0000	.0001	.0001	.0000	.0002
%RSD	.1945	32.86	21.42	16.60	2.365	4.918	.0188	.0468	106.8
#1	.0269	.0001	.0003	.0007	.0015	.0019	.4221	.0071	.0003
#2	.0269	.0001	.0004	.0005	.0016	.0017	.4220	.0071	.0000

Elem	V_2924	Zn2062	As1890	Tl1908	Pb2203	Se1960	Sb2068	Al3961	Ca3179
Avg	**.0002**	**.1045**	**.0007**	**.0007**	**.0006**	**.0013**	**.0004**	**.1864**	**13.76**
Stddev	.0000	.0001	.0007	.0036	.0001	.0018	.0004	.0017	.02
%RSD	23.05	.0928	97.50	524.5	13.82	136.0	85.54	.8862	.1371
#1	.0002	.1044	.0002	.0033	.0005	.0026	.0002	.1853	13.77
#2	.0002	.1046	.0013	-.0019	.0006	.0001	.0007	.1876	13.75

Elem	Fe2599	Mg2790	K_7664	Na5895	B_2089	Mo2020	Pd3404	Si2124	Sn1899
Avg	**4.525**	**3.795**	**1.646**	**23.39**	**.0966**	**-.0006**	**-.0012**	**4.629**	**.0021**
Stddev	.010	.022	.007	.03	.0003	.0002	.0004	.004	.0000
%RSD	.2241	.5803	.4083	.1443	.3124	27.78	37.51	.0859	1.625
#1	4.518	3.810	1.650	23.42	.0968	-.0005	-.0015	4.626	.0020
#2	4.532	3.779	1.641	23.37	.0964	-.0007	-.0009	4.632	.0021

Elem	Sr4077	Ti3349	W_2079	Zr3391	S_1820	Bi2230	Li6707
Avg	**.0702**	**.0006**	**-.0094**	**.0018**	**25.77**	**.0001**	**.0029**
Stddev	.0001	.0004	.0007	.0001	.12	.0003	.0005
%RSD	.1171	56.41	7.008	2.960	.4780	355.1	15.81
#1	.0701	.0004	-.0089	.0018	25.68	.0003	.0025
#2	.0702	.0009	-.0099	.0019	25.86	-.0001	.0032

Int. Std.	Y_3600	Y_3710	Y_2243	In2306
Avg	**101880.**	**13402.**	**1925.3**	**6407.0**
Stddev	2.	47.	.4	2.4
%RSD	.00188	.34715	.01818	.03803
#1	101880.	13369.	1925.1	6408.8
#2	101880.	13435.	1925.6	6405.3

Zoom In Zoom Out

Sample Name: ccv Acquired: 6/26/2014 20:58:14 Type: QC
Method: Accutest1(v206) Mode: CONC Corr. Factor: 1.000000
User: admin Custom ID1: Custom ID2: Custom ID3:
Comment: 4

Elem	Ba4554	Be3130	Cd2288	Co2286	Cr2677	Cu3247	Mn2576	Ni2316	Ag3280
Units	ppm	ppm	ppm	ppm	ppm	ppm	ppm	ppm	ppm
Avg	**1.966**	**1.991**	**1.988**	**1.999**	**1.982**	**1.960**	**2.040**	**2.010**	**.2429**
Stddev	.002	.001	.003	.002	.002	.002	.001	.001	.0003
%RSD	.0803	.0363	.1712	.0883	.1158	.1200	.0366	.0696	.1385
#1	1.967	1.991	1.985	1.997	1.981	1.958	2.039	2.009	.2427
#2	1.965	1.990	1.990	2.000	1.984	1.961	2.040	2.011	.2432
Check ?	Chk Pass	Chk Pass	Chk Pass	Chk Pass	Chk Pass	Chk Pass	Chk Pass	Chk Pass	Chk Pass
Value									
Range									

Elem	V_2924	Zn2062	As1890	Tl1908	Pb2203	Se1960	Sb2068	Al3961	Ca3179
Units	ppm	ppm	ppm	ppm	ppm	ppm	ppm	ppm	ppm
Avg	**2.014**	**2.030**	**1.949**	**2.076**	**2.015**	**1.958**	**1.957**	**39.70**	**39.23**
Stddev	.003	.006	.004	.000	.002	.004	.006	.04	.06
%RSD	.1317	.2788	.2318	.0062	.1188	.2163	.3135	.1089	.1549
#1	2.012	2.026	1.946	2.076	2.017	1.955	1.961	39.73	39.19
#2	2.016	2.034	1.952	2.076	2.013	1.961	1.952	39.67	39.27
Check ?	Chk Pass	Chk Pass	Chk Pass	Chk Pass	Chk Pass	Chk Pass	Chk Pass	Chk Pass	Chk Pass
Value									
Range									

Elem	Fe2599	Mg2790	K_7664	Na5895	B_2089	Mo2020	Pd3404	Si2124	Sn1899
Units	ppm	ppm	ppm	ppm	ppm	ppm	ppm	ppm	ppm
Avg	**38.98**	**38.52**	**40.18**	**39.76**	**1.980**	**1.990**	**1.946**	**4.899**	**2.016**
Stddev	.05	.16	.02	.03	.003	.004	.002	.001	.009
%RSD	.1328	.4107	.0508	.0757	.1386	.1840	.0771	.0136	.4586
#1	38.94	38.40	40.17	39.78	1.978	1.987	1.947	4.900	2.010
#2	39.01	38.63	40.20	39.73	1.982	1.992	1.945	4.899	2.023
Check ?	Chk Pass	Chk Pass	Chk Pass	Chk Pass	Chk Pass	Chk Pass	Chk Pass	Chk Pass	Chk Pass
Value									
Range									

Zoom In Zoom Out

Sample Name: ccv Acquired: 6/26/2014 20:58:14 Type: QC
Method: Accutest1(v206) Mode: CONC Corr. Factor: 1.000000
User: admin Custom ID1: Custom ID2: Custom ID3:
Comment: 4

Elem	Sr4077	Ti3349	W_2079	Zr3391	S_1820	Bi2230	Li6707
Units	ppm	ppm	ppm	ppm	ppm	ppm	ppm
Avg	**1.972**	**1.990**	**1.859**	**1.954**	**1.905**	**1.964**	**1.963**
Stddev	.000	.001	.009	.000	.000	.001	.002
%RSD	.0207	.0336	.4913	.0025	.0081	.0431	.1099
#1	1.972	1.990	1.853	1.954	1.905	1.963	1.965
#2	1.972	1.991	1.866	1.955	1.905	1.964	1.962
Check ?	Chk Pass	Chk Pass	Chk Pass	Chk Pass	Chk Pass	Chk Pass	Chk Pass
Value							
Range							

Int. Std.	Y_3600	Y_3710	Y_2243	In2306
Units	Cts/S	Cts/S	Cts/S	Cts/S
Avg	**97941.**	**13343.**	**1908.9**	**6074.2**
Stddev	155.	36.	.0	4.8
%RSD	.15831	.26951	.00054	.07851
#1	98051.	13368.	1908.9	6070.8
#2	97832.	13317.	1908.9	6077.5

Zoom In Zoom Out

Sample Name: ccb Acquired: 6/26/2014 21:04:18 Type: QC
Method: Accutest1(v206) Mode: CONC Corr. Factor: 1.000000
User: admin Custom ID1: Custom ID2: Custom ID3:
Comment:

Elem	Ba4554	Be3130	Cd2288	Co2286	Cr2677	Cu3247	Mn2576	Ni2316	Ag3280
Units	ppm	ppm	ppm	ppm	ppm	ppm	ppm	ppm	ppm
Avg	**.0004**	**.0002**	**.0003**	**.0001**	**.0002**	**.0000**	**.0003**	**.0002**	**.0000**
Stddev	.0000	.0000	.0001	.0001	.0000	.000	.0000	.0002	.0001
%RSD	8.335	4.799	32.33	57.29	1.056	181.0	.3759	91.77	246.1
#1	.0004	.0002	.0003	.0002	.0002	.0000	.0003	.0001	.0001
#2	.0004	.0002	.0002	.0001	.0002	-.0001	.0003	.0003	.0000
Check ?	Chk Pass	Chk Pass	Chk Pass	Chk Pass	Chk Pass	Chk Pass	Chk Pass	Chk Pass	Chk Pass
High Limit									
Low Limit									

Elem	V_2924	Zn2062	As1890	Tl1908	Pb2203	Se1960	Sb2068	Al3961	Ca3179
Units	ppm	ppm	ppm	ppm	ppm	ppm	ppm	ppm	ppm
Avg	**.0002**	**.0003**	**.0005**	**.0017**	**.0008**	**-.0006**	**.0011**	**-.0023**	**.0080**
Stddev	.0002	.0001	.0001	.0003	.0007	.0006	.0001	.0028	.0000
%RSD	95.95	35.89	13.14	19.23	86.77	101.4	9.525	117.9	.4551
#1	.0004	.0004	.0005	.0020	.0014	-.0010	.0010	-.0043	.0080
#2	.0001	.0002	.0004	.0015	.0003	-.0002	.0012	-.0004	.0080
Check ?	Chk Pass	Chk Pass	Chk Pass	Chk Pass	Chk Pass	Chk Pass	Chk Pass	Chk Pass	Chk Pass
High Limit									
Low Limit									

Elem	Fe2599	Mg2790	K_7664	Na5895	B_2089	Mo2020	Pd3404	Si2124	Sn1899
Units	ppm	ppm	ppm	ppm	ppm	ppm	ppm	ppm	ppm
Avg	**.0064**	**-.0099**	**.0333**	**.0161**	**.0009**	**.0010**	**.0004**	**.0027**	**.0008**
Stddev	.0015	.0202	.0093	.0047	.0000	.0004	.0005	.0001	.0000
%RSD	24.06	203.8	27.97	28.95	1.860	34.81	124.2	4.721	2.107
#1	.0075	.0044	.0399	.0194	.0009	.0013	.0000	.0028	.0008
#2	.0053	-.0242	.0267	.0128	.0009	.0008	.0007	.0026	.0008
Check ?	Chk Pass	Chk Pass	Chk Pass	Chk Pass	Chk Pass	Chk Pass	Chk Pass	Chk Pass	Chk Pass
High Limit									
Low Limit									

Zoom In Zoom Out

Sample Name: ccb Acquired: 6/26/2014 21:04:18 Type: QC
Method: Accutest1(v206) Mode: CONC Corr. Factor: 1.000000
User: admin Custom ID1: Custom ID2: Custom ID3:
Comment:

Elem	Sr4077	Ti3349	W_2079	Zr3391	S_1820	Bi2230	Li6707
Units	ppm	ppm	ppm	ppm	ppm	ppm	ppm
Avg	**.0003**	**.0003**	**-.0011**	**.0002**	**.0008**	**.0008**	**.0001**
Stddev	.0000	.0002	.0005	.0000	.0003	.0004	.0005
%RSD	6.354	71.33	47.78	23.10	40.89	54.80	404.1
#1	.0004	.0001	-.0007	.0002	.0011	.0005	-.0002
#2	.0003	.0004	-.0015	.0002	.0006	.0010	.0005
Check ?	Chk Pass	Chk Pass	Chk Pass	Chk Pass	Chk Pass	Chk Pass	Chk Pass
High Limit							
Low Limit							

Int. Std.	Y_3600	Y_3710	Y_2243	In2306
Units	Cts/S	Cts/S	Cts/S	Cts/S
Avg	**105090.**	**13255.**	**1973.7**	**6736.3**
Stddev	209.	100.	2.5	5.7
%RSD	.19929	.75480	.12675	.08436
#1	104950.	13326.	1975.4	6740.3
#2	105240.	13184.	1971.9	6732.3

Zoom In Zoom Out

Sample Name: cri Acquired: 6/26/2014 21:10:36 Type: QC
Method: Accutest1(v206) Mode: CONC Corr. Factor: 1.000000
User: admin Custom ID1: Custom ID2: Custom ID3:
Comment:

Elem	Ba4554	Be3130	Cd2288	Co2286	Cr2677	Cu3247	Mn2576	Ni2316	Ag3280
Units	ppm	ppm	ppm	ppm	ppm	ppm	ppm	ppm	ppm
Avg	**.2023**	**.0022**	**.0033**	**.0513**	**.0107**	**.0099**	**.0161**	**.0105**	**.0050**
Stddev	.0006	.0001	.0002	.0000	.0000	.0002	.0001	.0002	.0002
%RSD	.3000	2.851	5.978	.0743	.4003	1.579	.6222	2.218	3.680
#1	.2028	.0022	.0031	.0513	.0106	.0100	.0162	.0106	.0051
#2	.2019	.0023	.0034	.0513	.0107	.0098	.0161	.0103	.0048
Check ?	Chk Pass	Chk Pass	Chk Pass	Chk Pass	Chk Pass	Chk Pass	Chk Pass	Chk Pass	Chk Pass
Value									
Range									

Elem	V_2924	Zn2062	As1890	Tl1908	Pb2203	Se1960	Sb2068	Al3961	Ca3179
Units	ppm	ppm	ppm	ppm	ppm	ppm	ppm	ppm	ppm
Avg	**.0531**	**.0240**	**.0087**	**.0111**	**.0028**	**.0127**	**.0063**	**.1915**	**5.063**
Stddev	.0002	.0001	.0005	.0002	.0010	.0008	.0008	.0037	.021
%RSD	.3205	.6168	6.222	1.860	37.72	6.333	12.87	1.911	.4113
#1	.0532	.0239	.0084	.0113	.0020	.0133	.0057	.1941	5.048
#2	.0530	.0241	.0091	.0110	.0035	.0122	.0068	.1889	5.078
Check ?	Chk Pass	Chk Pass	Chk Pass	Chk Pass	Chk Pass	Chk Pass	Chk Pass	Chk Pass	Chk Pass
Value									
Range									

Elem	Fe2599	Mg2790	K_7664	Na5895	B_2089	Mo2020	Pd3404	Si2124	Sn1899
Units	ppm	ppm	ppm	ppm	ppm	ppm	ppm	ppm	ppm
Avg	**.1065**	**5.094**	**5.072**	**4.993**	**.1044**	**.0213**	**.0535**	**.2032**	**.0122**
Stddev	.0024	.025	.017	.007	.0016	.0001	.0002	.0001	.0008
%RSD	2.245	.4832	.3255	.1429	1.539	.6377	.4435	.0736	6.614
#1	.1082	5.076	5.083	4.998	.1032	.0213	.0533	.2031	.0117
#2	.1048	5.111	5.060	4.988	.1055	.0214	.0537	.2033	.0128
Check ?	Chk Pass	Chk Pass	Chk Pass	Chk Pass	Chk Pass	Chk Pass	Chk Pass	Chk Pass	Chk Pass
Value									
Range									

Zoom In Zoom Out

Sample Name: cri Acquired: 6/26/2014 21:10:36 Type: QC
Method: Accutest1(v206) Mode: CONC Corr. Factor: 1.000000
User: admin Custom ID1: Custom ID2: Custom ID3:
Comment:

Elem	Sr4077	Ti3349	W_2079	Zr3391	S_1820	Bi2230	Li6707
Units	ppm	ppm	ppm	ppm	ppm	ppm	ppm
Avg	**.0107**	**.0107**	**.0464**	**.0110**	**.0485**	**.0215**	**.0211**
Stddev	.0001	.0004	.0001	.0001	.0013	.0003	.0001
%RSD	1.325	3.307	.1465	1.082	2.729	1.248	.7051
#1	.0108	.0109	.0464	.0111	.0494	.0217	.0212
#2	.0106	.0104	.0465	.0109	.0476	.0214	.0210
Check ?	Chk Pass	Chk Pass	Chk Pass	Chk Pass	Chk Pass	Chk Pass	Chk Pass
Value							
Range							

Int. Std.	Y_3600	Y_3710	Y_2243	In2306
Units	Cts/S	Cts/S	Cts/S	Cts/S
Avg	**103800.**	**13309.**	**1949.9**	**6563.4**
Stddev	124.	71.	9.1	14.6
%RSD	.11945	.53292	.46539	.22195
#1	103710.	13359.	1956.3	6573.7
#2	103880.	13259.	1943.5	6553.1

Zoom In Zoom Out

Sample Name: crid Acquired: 6/26/2014 21:16:52 Type: QC
Method: Accutest1(v206) Mode: CONC Corr. Factor: 1.000000
User: admin Custom ID1: Custom ID2: Custom ID3:
Comment:

Elem	Ba4554	Be3130	Cd2288	Co2286	Cr2677	Cu3247	Mn2576	Ni2316	Ag3280
Units	ppm	ppm	ppm	ppm	ppm	ppm	ppm	ppm	ppm
Avg	**.0041**	**.0011**	**.0013**	**.0029**	**.0024**	**.0021**	**.0032**	**.0040**	**.0008**
Stddev	.0001	.0000	.0000	.0002	.0001	.0001	.0001	.0002	.0002
%RSD	1.949	3.544	1.143	5.242	5.244	4.071	1.703	4.676	17.89
#1	.0041	.0011	.0013	.0028	.0025	.0021	.0033	.0038	.0007
#2	.0040	.0010	.0013	.0030	.0023	.0020	.0032	.0041	.0009
Check ?	Chk Pass	Chk Pass	Chk Pass	Chk Pass	Chk Pass	Chk Pass	Chk Pass	Chk Pass	Chk Pass
Value									
Range									

Elem	V_2924	Zn2062	As1890	Tl1908	Pb2203	Se1960	Sb2068	Al3961	Ca3179
Units	ppm	ppm	ppm	ppm	ppm	ppm	ppm	ppm	ppm
Avg	**.0019**	**.0114**	**.0030**	**.0024**	**.0020**	**.0043**	**.0035**	**.0959**	**1.019**
Stddev	.0001	.0001	.0002	.0007	.0004	.0004	.0005	.0043	.002
%RSD	6.545	1.005	6.670	28.53	19.56	9.806	13.38	4.495	.2250
#1	.0020	.0114	.0028	.0019	.0017	.0040	.0031	.0989	1.021
#2	.0018	.0113	.0031	.0029	.0022	.0046	.0038	.0928	1.017
Check ?	Chk Pass	Chk Pass	Chk Pass	Chk Pass	Chk Pass	Chk Pass	Chk Pass	Chk Pass	Chk Pass
Value									
Range									

Elem	Fe2599	Mg2790	K_7664	Na5895	B_2089	Mo2020	Pd3404	Si2124	Sn1899
Units	ppm	ppm	ppm	ppm	ppm	ppm	ppm	ppm	ppm
Avg	**-.0002**	**.0912**	**2.103**	**1.008**	**.0097**	**-.0004**	**.0004**	**-.0010**	**.0003**
Stddev	.0001	.0073	.014	.002	.0001	.0002	.0001	.0003	.0002
%RSD	76.96	7.965	.6425	.1932	1.044	38.29	36.71	34.88	60.41
#1	-.0001	.0963	2.112	1.009	.0098	-.0003	.0005	-.0007	.0002
#2	-.0003	.0860	2.093	1.006	.0096	-.0006	.0003	-.0012	.0004
Check ?	None	Chk Pass	Chk Pass	Chk Pass	Chk Pass	None	None	None	None
Value									
Range									

Zoom In Zoom Out

Sample Name: crid Acquired: 6/26/2014 21:16:52 Type: QC
Method: Accutest1(v206) Mode: CONC Corr. Factor: 1.000000
User: admin Custom ID1: Custom ID2: Custom ID3:
Comment:

Elem	Sr4077	Ti3349	W_2079	Zr3391	S_1820	Bi2230	Li6707
Units	ppm	ppm	ppm	ppm	ppm	ppm	ppm
Avg	**.0000**	**.0001**	**-.0068**	**-.0004**	**-.0014**	**.0002**	**-.0001**
Stddev	.0001	.0000	.0002	.0000	.0001	.0002	.0011
%RSD	500.9	54.64	2.483	9.960	8.801	106.2	954.4
#1	.0000	.0001	-.0067	-.0005	-.0013	.0001	-.0009
#2	.0001	.0001	-.0069	-.0004	-.0015	.0004	.0006
Check ?	None	None	None	None	None	None	None
Value							
Range							

Int. Std.	Y_3600	Y_3710	Y_2243	In2306
Units	Cts/S	Cts/S	Cts/S	Cts/S
Avg	**104320.**	**13271.**	**1971.7**	**6674.8**
Stddev	117.	45.	3.3	1.5
%RSD	.11251	.34251	.16693	.02255
#1	104400.	13303.	1969.4	6673.7
#2	104240.	13239.	1974.1	6675.9

Zoom In Zoom Out

Sample Name: cria Acquired: 6/26/2014 21:23:11 Type: QC
Method: Accutest1(v206) Mode: CONC Corr. Factor: 1.000000
User: admin Custom ID1: Custom ID2: Custom ID3:
Comment:

Elem	Ba4554	Be3130	Cd2288	Co2286	Cr2677	Cu3247	Mn2576	Ni2316	Ag3280
Units	ppm	ppm	ppm	ppm	ppm	ppm	ppm	ppm	ppm
Avg	**.0001**	**.0000**	**.0001**	**.0001**	**.0000**	**-.0002**	**.0000**	**.0000**	**.0000**
Stddev	.0001	.000	.0001	.0001	.000	.0002	.0000	.000	.000
%RSD	49.35	34.23	77.75	122.9	286.0	73.18	161.4	4186.	1555.
#1	.0001	-.0001	.0002	.0000	.0000	-.0004	.0000	.0001	.0000
#2	.0002	.0000	.0000	.0001	-.0001	-.0001	.0000	-.0001	-.0001
Check ?	None	None	None	None	None	None	None	None	None
Value									
Range									

Elem	V_2924	Zn2062	As1890	Tl1908	Pb2203	Se1960	Sb2068	Al3961	Ca3179
Units	ppm	ppm	ppm	ppm	ppm	ppm	ppm	ppm	ppm
Avg	**-.0003**	**.0013**	**.0196**	**.0005**	**.0206**	**.0207**	**.0202**	**.4916**	**.0046**
Stddev	.0000	.0002	.0004	.0001	.0010	.0006	.0011	.0035	.0003
%RSD	16.51	15.02	2.130	25.49	4.607	2.932	5.645	.7085	7.133
#1	-.0002	.0014	.0199	.0005	.0200	.0202	.0210	.4891	.0048
#2	-.0003	.0011	.0193	.0004	.0213	.0211	.0194	.4941	.0043
Check ?	None	None	Chk Pass	None	Chk Pass	Chk Pass	Chk Pass	Chk Pass	None
Value									
Range									

Elem	Fe2599	Mg2790	K_7664	Na5895	B_2089	Mo2020	Pd3404	Si2124	Sn1899
Units	ppm	ppm	ppm	ppm	ppm	ppm	ppm	ppm	ppm
Avg	**.5181**	**-.0171**	**-.0060**	**-.0047**	**-.0004**	**-.0008**	**.0002**	**-.0014**	**.0003**
Stddev	.0002	.0021	.0129	.0005	.0001	.0002	.0005	.0000	.0001
%RSD	.0352	12.32	216.2	9.570	28.35	26.05	181.2	1.762	25.13
#1	.5179	-.0156	-.0150	-.0051	-.0004	-.0009	-.0001	-.0014	.0002
#2	.5182	-.0186	.0031	-.0044	-.0005	-.0006	.0006	-.0014	.0003
Check ?	Chk Pass	None	None	None	None	None	None	None	None
Value									
Range									

Zoom In Zoom Out

Sample Name: cria Acquired: 6/26/2014 21:23:11 Type: QC
Method: Accutest1(v206) Mode: CONC Corr. Factor: 1.000000
User: admin Custom ID1: Custom ID2: Custom ID3:
Comment:

Elem	Sr4077	Ti3349	W_2079	Zr3391	S_1820	Bi2230	Li6707
Units	ppm	ppm	ppm	ppm	ppm	ppm	ppm
Avg	**.0001**	**-.0001**	**-.0088**	**-.0005**	**.0001**	**.0003**	**.0003**
Stddev	.0000	.0000	.0003	.0000	.0002	.0001	.0006
%RSD	47.62	11.54	3.886	9.512	223.6	50.23	195.7
#1	.0000	-.0001	-.0086	-.0004	.0002	.0002	-.0001
#2	.0001	-.0001	-.0091	-.0005	.0000	.0003	.0007
Check ?	None	None	None	None	None	None	None
Value							
Range							

Int. Std.	Y_3600	Y_3710	Y_2243	In2306
Units	Cts/S	Cts/S	Cts/S	Cts/S
Avg	**105120.**	**13456.**	**1987.8**	**6736.3**
Stddev	20.	34.	.6	12.0
%RSD	.01900	.25171	.03142	.17840
#1	105130.	13480.	1988.2	6744.8
#2	105100.	13432.	1987.4	6727.8

Zoom In Zoom Out

Sample Name: icsa Acquired: 6/26/2014 21:29:33 Type: QC
Method: Accutest1(v206) Mode: CONC Corr. Factor: 1.000000
User: admin Custom ID1: Custom ID2: Custom ID3:
Comment:

Elem	Ba4554	Be3130	Cd2288	Co2286	Cr2677	Cu3247	Mn2576	Ni2316
Units	ppm	ppm	ppm	ppm	ppm	ppm	ppm	ppm
Avg	**-.0010**	**.0000**	**.0011**	**.0005**	**.0014**	**.0042**	**.0015**	**-.0041**
Stddev	.0001	.000	.0000	.0001	.0001	.0003	.0000	.0001
%RSD	7.212	369.5	4.114	10.85	5.311	7.989	2.321	1.652
#1	-.0011	.0000	.0012	.0006	.0014	.0045	.0015	-.0041
#2	-.0010	.0000	.0011	.0005	.0015	.0040	.0015	-.0040
Check ?	Chk Pass	Chk Pass	Chk Pass	Chk Pass	Chk Pass	Chk Pass	Chk Pass	Chk Pass
High Limit								
Low Limit								

Elem	Ag3280	V_2924	Zn2062	As1890	Tl1908	Pb2203	Se1960	Sb2068
Units	ppm	ppm	ppm	ppm	ppm	ppm	ppm	ppm
Avg	**.0055**	**-.0009**	**-.0024**	**.0014**	**.0032**	**.0051**	**.0000**	**-.0032**
Stddev	.0000	.0003	.0001	.0010	.0050	.0017	.001	.0031
%RSD	.3114	35.85	4.711	74.31	155.6	32.77	3062.	95.67
#1	.0055	-.0007	-.0025	.0006	-.0003	.0039	.0006	-.0054
#2	.0055	-.0011	-.0023	.0021	.0068	.0063	-.0007	-.0010
Check ?	Chk Pass	Chk Pass	Chk Pass	Chk Pass	Chk Pass	Chk Pass	Chk Pass	Chk Pass
High Limit								
Low Limit								

Elem	Al3961	Ca3179	Fe2599	Mg2790	K_7664	Na5895	B_2089	Mo2020
Units	ppm	ppm	ppm	ppm	ppm	ppm	ppm	ppm
Avg	**510.5**	**385.4**	**182.2**	**531.2**	**.0532**	**-.0100**	**-.0140**	**.0063**
Stddev	3.7	2.2	.1	.6	.0128	.0042	.0008	.0000
%RSD	.7247	.5745	.0582	.1065	24.07	42.50	6.039	.1768
#1	513.1	387.0	182.3	531.6	.0442	-.0070	-.0146	.0063
#2	507.9	383.8	182.1	530.8	.0623	-.0130	-.0134	.0063
Check ?	Chk Pass	Chk Pass	Chk Pass	Chk Pass	Chk Pass	Chk Pass	Chk Pass	Chk Pass
High Limit								
Low Limit								

Zoom In Zoom Out

Sample Name: icsa Acquired: 6/26/2014 21:29:33 Type: QC
Method: Accutest1(v206) Mode: CONC Corr. Factor: 1.000000
User: admin Custom ID1: Custom ID2: Custom ID3:
Comment:

Elem	Pd3404	Si2124	Sn1899	Sr4077	Ti3349	W_2079	Zr3391	S_1820
Units	ppm	ppm	ppm	ppm	ppm	ppm	ppm	ppm
Avg	**-.0404**	**-.0031**	F **.0110**	**-.0005**	**.0023**	**.0095**	F **.0218**	F **-.0528**
Stddev	.0002	.0022	.0011	.0001	.0001	.0004	.0000	.0024
%RSD	.5100	71.70	9.693	18.28	2.530	4.355	.0220	4.570
#1	-.0405	-.0015	.0117	-.0006	.0022	.0092	.0218	-.0545
#2	-.0402	-.0047	.0102	-.0005	.0023	.0098	.0218	-.0511
Check ?	Chk Pass	Chk Pass	Chk Fail	Chk Pass	Chk Pass	Chk Pass	Chk Fail	Chk Fail
High Limit			.0100				.0100	.0500
Low Limit			-.0100				-.0100	-.0500

Elem	Bi2230	Li6707
Units	ppm	ppm
Avg	**.0011**	**.0059**
Stddev	.0012	.0000
%RSD	111.3	.4911
#1	.0002	.0059
#2	.0019	.0059
Check ?	Chk Pass	Chk Pass
High Limit		
Low Limit		

Int. Std.	Y_3600	Y_3710	Y_2243	In2306
Units	Cts/S	Cts/S	Cts/S	Cts/S
Avg	**89314.**	**12630.**	**1736.2**	**5350.2**
Stddev	21.	13.	21.8	66.7
%RSD	.02383	.09915	1.2541	1.2461
#1	89299.	12621.	1720.8	5303.1
#2	89329.	12639.	1751.6	5397.4

Zoom In Zoom Out

Sample Name: ICSAB Acquired: 6/26/2014 21:35:57 Type: QC
Method: Accutest1(v206) Mode: CONC Corr. Factor: 1.000000
User: admin Custom ID1: Custom ID2: Custom ID3:
Comment:

Elem	Ba4554	Be3130	Cd2288	Co2286	Cr2677	Cu3247	Mn2576	Ni2316	Ag3280
Units	ppm	ppm	ppm	ppm	ppm	ppm	ppm	ppm	ppm
Avg	**.5118**	**.5026**	**1.046**	**.4820**	**.4694**	**.5237**	**.4974**	**.9621**	**1.042**
Stddev	.0004	.0008	.005	.0028	.0007	.0045	.0004	.0054	.006
%RSD	.0729	.1509	.4641	.5763	.1407	.8561	.0716	.5641	.5428
#1	.5115	.5031	1.042	.4800	.4689	.5269	.4976	.9583	1.046
#2	.5120	.5021	1.049	.4839	.4698	.5205	.4971	.9660	1.038
Check ?	Chk Pass	Chk Pass	Chk Pass	Chk Pass	Chk Pass	Chk Pass	Chk Pass	Chk Pass	Chk Pass
Value									
Range									

Elem	V_2924	Zn2062	As1890	Tl1908	Pb2203	Se1960	Sb2068	Al3961	Ca3179
Units	ppm	ppm	ppm	ppm	ppm	ppm	ppm	ppm	ppm
Avg	**.4792**	**.9606**	**1.091**	**.9773**	**.9517**	**1.084**	**1.047**	**509.2**	**374.2**
Stddev	.0023	.0033	.003	.0091	.0067	.003	.006	.6	.6
%RSD	.4735	.3469	.2900	.9329	.7010	.3102	.5322	.1128	.1619
#1	.4808	.9582	1.089	.9709	.9470	1.082	1.044	508.8	373.8
#2	.4776	.9629	1.094	.9838	.9564	1.087	1.051	509.6	374.6
Check ?	Chk Pass	Chk Pass	Chk Pass	Chk Pass	Chk Pass	Chk Pass	Chk Pass	Chk Pass	Chk Pass
Value									
Range									

Elem	Fe2599	Mg2790	K_7664	Na5895	B_2089	Mo2020	Pd3404	Si2124	Sn1899
Units	ppm	ppm	ppm	ppm	ppm	ppm	ppm	ppm	ppm
Avg	**189.1**	**527.3**	**-.0180**	**-.0059**	**-.0155**	**.5098**	**.5117**	**-.0077**	**.0119**
Stddev	.2	1.1	.0051	.0009	.0007	.0037	.0049	.0011	.0008
%RSD	.1110	.2087	28.21	15.92	4.435	.7206	.9535	14.73	6.578
#1	189.2	528.1	-.0144	-.0066	-.0150	.5072	.5152	-.0085	.0125
#2	188.9	526.5	-.0216	-.0053	-.0160	.5124	.5083	-.0069	.0114
Check ?	Chk Pass	Chk Pass	None	None	None	Chk Pass	Chk Pass	None	None
Value									
Range									

Zoom In Zoom Out

Sample Name: ICSAB Acquired: 6/26/2014 21:35:57 Type: QC
Method: Accutest1(v206) Mode: CONC Corr. Factor: 1.000000
User: admin Custom ID1: Custom ID2: Custom ID3:
Comment:

Elem	Sr4077	Ti3349	W_2079	Zr3391	S_1820	Bi2230	Li6707
Units	ppm	ppm	ppm	ppm	ppm	ppm	ppm
Avg	**-.0005**	**.0051**	**.5211**	**.5560**	**.4431**	**.5606**	**.5672**
Stddev	.0001	.0001	.0057	.0026	.0054	.0020	.0030
%RSD	11.93	1.427	1.089	.4595	1.217	.3601	.5283
#1	-.0005	.0051	.5171	.5578	.4393	.5591	.5650
#2	-.0006	.0050	.5251	.5542	.4469	.5620	.5693
Check ?	None	None	Chk Pass	Chk Pass	Chk Pass	Chk Pass	Chk Pass
Value							
Range							

Int. Std.	Y_3600	Y_3710	Y_2243	In2306
Units	Cts/S	Cts/S	Cts/S	Cts/S
Avg	**89618.**	**12596.**	**1711.7**	**5303.1**
Stddev	470.	54.	9.2	37.3
%RSD	.52488	.43046	.54016	.70343
#1	89285.	12557.	1718.2	5329.4
#2	89950.	12634.	1705.2	5276.7

Zoom In Zoom Out

Sample Name: sconf Acquired: 6/26/2014 21:42:12 Type: Unk
Method: Accutest1(v206) Mode: CONC Corr. Factor: 1.000000
User: admin Custom ID1: Custom ID2: Custom ID3:
Comment:

Elem	Ba4554	Be3130	Cd2288	Co2286	Cr2677	Cu3247	Mn2576	Ni2316	Ag3280
Avg	**.0001**	**.0000**	**.0001**	**-.0002**	**.0002**	**-.0002**	**.0000**	**.0001**	**-.0001**
Stddev	.0001	.000	.0001	.0001	.0001	.0001	.0000	.0002	.0000
%RSD	249.7	28.93	38.08	22.71	35.91	86.78	93.64	147.3	24.64
#1	.0000	.0000	.0001	-.0002	.0002	-.0001	.0000	.0002	-.0001
#2	.0001	.0000	.0002	-.0003	.0001	-.0003	.0001	.0000	-.0001

Elem	V_2924	Zn2062	As1890	Tl1908	Pb2203	Se1960	Sb2068	Al3961	Ca3179
Avg	**-.0001**	**.0001**	**-.0002**	**.0033**	**-.0016**	**-.0003**	**.0021**	**-.0087**	**-.0026**
Stddev	.0001	.0001	.0003	.0005	.0004	.0012	.0002	.0075	.0012
%RSD	74.53	38.69	213.6	15.11	22.88	399.6	9.887	86.21	45.70
#1	-.0002	.0002	-.0004	.0036	-.0013	-.0011	.0022	-.0034	-.0035
#2	-.0001	.0001	.0001	.0029	-.0018	.0005	.0019	-.0140	-.0018

Elem	Fe2599	Mg2790	K_7664	Na5895	B_2089	Mo2020	Pd3404	Si2124	Sn1899
Avg	**.0033**	**-.0083**	**-.0076**	**-.0098**	**-.0003**	**-.0004**	**.0005**	**.0060**	**.0003**
Stddev	.0006	.0071	.0038	.0007	.0002	.0001	.0015	.0009	.0002
%RSD	17.47	85.78	49.07	7.146	48.89	26.45	291.3	15.64	59.10
#1	.0029	-.0133	-.0050	-.0093	-.0005	-.0003	-.0005	.0066	.0005
#2	.0037	-.0033	-.0103	-.0103	-.0002	-.0005	.0016	.0053	.0002

Elem	Sr4077	Ti3349	W_2079	Zr3391	S_1820	Bi2230	Li6707
Avg	**.0001**	**.0000**	**-.0098**	**.0143**	**91.31**	**.0006**	**-.0002**
Stddev	.0001	.0002	.0003	.0002	.22	.0005	.0004
%RSD	105.1	3022.	3.150	1.611	.2373	91.46	237.9
#1	.0000	.0002	-.0096	.0144	91.16	.0010	-.0005
#2	.0001	-.0002	-.0100	.0141	91.46	.0002	.0001

Int. Std.	Y_3600	Y_3710	Y_2243	In2306
Avg	**103860.**	**13524.**	**1991.0**	**6748.7**
Stddev	108.	24.	2.0	6.3
%RSD	.10410	.17863	.10213	.09375
#1	103780.	13541.	1989.5	6744.2
#2	103940.	13507.	1992.4	6753.2

Zoom In Zoom Out

Sample Name: bconf Acquired: 6/26/2014 21:48:32 Type: Unk
Method: Accutest1(v206) Mode: CONC Corr. Factor: 1.000000
User: admin Custom ID1: Custom ID2: Custom ID3:
Comment:

Elem	Ba4554	Be3130	Cd2288	Co2286	Cr2677	Cu3247	Mn2576	Ni2316	Ag3280
Avg	**.0002**	**.0000**	**.0000**	**.0001**	**.0000**	**-.0001**	**.0000**	**.0000**	**-.0002**
Stddev	.0001	.000	.000	.0000	.0004	.0002	.0000	.000	.0002
%RSD	24.16	38.07	166.2	40.64	979.4	233.3	125.2	564.7	62.97
#1	.0002	.0000	.0000	.0001	.0003	-.0002	.0000	.0001	-.0003
#2	.0003	-.0001	.0000	.0001	-.0002	.0000	.0001	-.0002	-.0001

Elem	V_2924	Zn2062	As1890	Tl1908	Pb2203	Se1960	Sb2068	Al3961	Ca3179
Avg	**-.0002**	**.0000**	**-.0001**	**.0132**	**-.0001**	**.0004**	**.0006**	**-.0082**	**.0034**
Stddev	.0001	.0000	.0003	.0006	.0006	.0002	.0001	.0008	.0010
%RSD	55.75	32.95	455.5	4.932	453.9	44.93	20.20	9.690	29.09
#1	-.0003	.0000	-.0003	.0127	-.0006	.0006	.0006	-.0088	.0027
#2	-.0001	.0000	.0001	.0136	.0003	.0003	.0005	-.0077	.0041

Elem	Fe2599	Mg2790	K_7664	Na5895	B_2089	Mo2020	Pd3404	Si2124	Sn1899
Avg	**.0037**	**-.0131**	**-.0219**	**-.0092**	**9.935**	**-.0007**	**-.0001**	**.0079**	**.0005**
Stddev	.0010	.0020	.0382	.0003	.018	.0001	.0003	.0003	.0003
%RSD	27.60	15.30	174.9	3.307	.1771	8.569	252.5	3.292	59.00
#1	.0045	-.0117	.0052	-.0094	9.922	-.0007	-.0003	.0081	.0003
#2	.0030	-.0145	-.0489	-.0090	9.947	-.0007	.0001	.0078	.0007

Elem	Sr4077	Ti3349	W_2079	Zr3391	S_1820	Bi2230	Li6707
Avg	**.0000**	**.0000**	**-.0102**	**.0010**	**.0006**	**.0006**	**.0001**
Stddev	.000	.000	.0000	.0001	.0008	.0001	.0004
%RSD	101.4	6124.	.4193	14.36	126.6	10.09	632.1
#1	-.0001	.0002	-.0101	.0011	.0012	.0005	.0004
#2	.0000	-.0002	-.0102	.0009	.0001	.0006	-.0002

Int. Std.	Y_3600	Y_3710	Y_2243	In2306
Avg	**104630.**	**13312.**	**1980.5**	**6730.6**
Stddev	110.	232.	2.6	10.8
%RSD	.10485	1.7418	.13066	.15982
#1	104710.	13148.	1982.4	6738.2
#2	104550.	13476.	1978.7	6723.0

Zoom In Zoom Out

Sample Name: baconf Acquired: 6/26/2014 21:54:50 Type: Unk
Method: Accutest1(v206) Mode: CONC Corr. Factor: 1.000000
User: admin Custom ID1: Custom ID2: Custom ID3:
Comment:

Elem	Ba4554	Be3130	Cd2288	Co2286	Cr2677	Cu3247	Mn2576	Ni2316	Ag3280
Avg	**19.99**	**.0002**	**.0000**	**.0000**	**.0001**	**.0000**	**.0002**	**.0000**	**-.0021**
Stddev	.12	.0000	.0001	.000	.0002	.0001	.0000	.0003	.0000
%RSD	.5870	13.40	471.4	278.8	328.6	668.7	18.83	1203.	.5734
#1	20.08	.0002	-.0001	-.0001	-.0001	.0001	.0002	-.0002	-.0021
#2	19.91	.0002	.0001	.0000	.0002	-.0001	.0001	.0002	-.0021

Elem	V_2924	Zn2062	As1890	Tl1908	Pb2203	Se1960	Sb2068	Al3961	Ca3179
Avg	**-.0001**	**.0049**	**.0003**	**-.0002**	**-.0009**	**.0004**	**.0004**	**-.0826**	**.0402**
Stddev	.0000	.0001	.0002	.0003	.0013	.0001	.0005	.0014	.0010
%RSD	25.73	1.601	56.00	172.0	145.8	36.63	115.0	1.734	2.478
#1	-.0001	.0050	.0005	-.0004	-.0018	.0003	.0007	-.0836	.0395
#2	-.0001	.0048	.0002	.0000	.0000	.0004	.0001	-.0816	.0410

Elem	Fe2599	Mg2790	K_7664	Na5895	B_2089	Mo2020	Pd3404	Si2124	Sn1899
Avg	**.0010**	**-.0133**	**-.0149**	**.0043**	**.0057**	**.0019**	**.0006**	**-.0101**	**.0004**
Stddev	.0023	.0104	.0051	.0047	.0010	.0001	.0005	.0002	.0005
%RSD	241.8	78.47	34.29	107.1	17.58	2.700	89.10	2.255	112.8
#1	.0026	-.0059	-.0113	.0076	.0064	.0019	.0002	-.0103	.0001
#2	-.0007	-.0206	-.0185	.0011	.0050	.0019	.0010	-.0100	.0008

Elem	Sr4077	Ti3349	W_2079	Zr3391	S_1820	Bi2230	Li6707
Avg	**.0002**	**.0002**	**-.0081**	**.0019**	**.0030**	**-.0022**	**-.0003**
Stddev	.0000	.0000	.0000	.0000	.0009	.0003	.0002
%RSD	17.24	5.201	.0112	2.430	29.80	11.94	72.79
#1	.0002	.0002	-.0081	.0018	.0036	-.0024	-.0002
#2	.0002	.0001	-.0081	.0019	.0024	-.0021	-.0005

Int. Std.	Y_3600	Y_3710	Y_2243	In2306
Avg	**103720.**	**13267.**	**1961.9**	**6735.7**
Stddev	616.	8.	.9	.8
%RSD	.59428	.06182	.04700	.01245
#1	104150.	13273.	1962.6	6735.1
#2	103280.	13262.	1961.3	6736.3

Zoom In Zoom Out

Sample Name: siconf Acquired: 6/26/2014 22:01:16 Type: Unk
Method: Accutest1(v206) Mode: CONC Corr. Factor: 1.000000
User: admin Custom ID1: Custom ID2: Custom ID3:
Comment:

Elem	Ba4554	Be3130	Cd2288	Co2286	Cr2677	Cu3247	Mn2576	Ni2316	Ag3280
Avg	**.0001**	**.0000**	**.0000**	**-.0004**	**.0002**	**-.0002**	**.0001**	**.0001**	**.0002**
Stddev	.0001	.000	.000	.0003	.0000	.0001	.0000	.0003	.0001
%RSD	51.64	132.1	103.8	77.69	28.23	53.66	11.58	361.9	29.07
#1	.0001	.0000	.0000	-.0002	.0002	-.0001	.0001	-.0001	.0001
#2	.0002	-.0001	-.0001	-.0006	.0001	-.0003	.0001	.0003	.0002

Elem	V_2924	Zn2062	As1890	Tl1908	Pb2203	Se1960	Sb2068	Al3961	Ca3179
Avg	**-.0001**	**.0110**	**-.0002**	**-.0007**	**.0037**	**.0067**	**.0010**	**-.0180**	**.0112**
Stddev	.0001	.0000	.0002	.0005	.0004	.0013	.0008	.0022	.0016
%RSD	84.80	.2990	136.3	73.16	10.89	19.59	79.23	12.08	14.02
#1	-.0002	.0110	-.0004	-.0003	.0040	.0076	.0015	-.0165	.0101
#2	.0000	.0111	.0000	-.0010	.0034	.0058	.0004	-.0196	.0124

Elem	Fe2599	Mg2790	K_7664	Na5895	B_2089	Mo2020	Pd3404	Si2124	Sn1899
Avg	**.0026**	**-.0134**	**-.0165**	**-.0079**	**.0045**	**-.0005**	**-.0002**	**19.17**	**.0006**
Stddev	.0005	.0250	.0176	.0019	.0001	.0001	.0007	.03	.0001
%RSD	20.03	186.9	106.8	24.76	1.258	16.25	391.0	.1694	11.96
#1	.0030	-.0311	-.0289	-.0092	.0045	-.0004	-.0006	19.15	.0005
#2	.0023	.0043	-.0040	-.0065	.0045	-.0006	.0003	19.19	.0006

Elem	Sr4077	Ti3349	W_2079	Zr3391	S_1820	Bi2230	Li6707
Avg	**.0001**	**.0002**	**-.0071**	**.0223**	**-.0023**	**-.0011**	**-.0010**
Stddev	.0000	.0001	.0009	.0022	.0008	.0009	.0002
%RSD	31.77	32.72	12.44	9.728	33.05	80.38	20.59
#1	.0002	.0003	-.0065	.0239	-.0018	-.0005	-.0008
#2	.0001	.0002	-.0077	.0208	-.0028	-.0018	-.0011

Int. Std.	Y_3600	Y_3710	Y_2243	In2306
Avg	**104780.**	**13461.**	**2009.7**	**6778.5**
Stddev	186.	34.	2.3	6.8
%RSD	.17716	.25365	.11215	.10017
#1	104650.	13436.	2011.3	6783.3
#2	104910.	13485.	2008.1	6773.7

Zoom In Zoom Out

Sample Name: ccv Acquired: 6/26/2014 22:07:35 Type: QC
Method: Accutest1(v206) Mode: CONC Corr. Factor: 1.000000
User: admin Custom ID1: Custom ID2: Custom ID3:
Comment: 5

Elem	Ba4554	Be3130	Cd2288	Co2286	Cr2677	Cu3247	Mn2576	Ni2316	Ag3280
Units	ppm	ppm	ppm	ppm	ppm	ppm	ppm	ppm	ppm
Avg	**1.983**	**2.009**	**2.010**	**2.025**	**2.004**	**1.975**	**2.054**	**2.038**	**.2451**
Stddev	.002	.008	.007	.001	.000	.003	.001	.002	.0009
%RSD	.0987	.3918	.3559	.0226	.0054	.1332	.0299	.0965	.3472
#1	1.984	2.003	2.005	2.026	2.004	1.976	2.054	2.037	.2457
#2	1.981	2.014	2.015	2.025	2.004	1.973	2.053	2.040	.2445
Check ?	Chk Pass	Chk Pass	Chk Pass	Chk Pass	Chk Pass	Chk Pass	Chk Pass	Chk Pass	Chk Pass
Value									
Range									

Elem	V_2924	Zn2062	As1890	Tl1908	Pb2203	Se1960	Sb2068	Al3961	Ca3179
Units	ppm	ppm	ppm	ppm	ppm	ppm	ppm	ppm	ppm
Avg	**2.020**	**2.064**	**1.977**	**2.152**	**2.043**	**1.984**	**1.979**	**39.94**	**39.86**
Stddev	.001	.003	.012	.017	.001	.014	.008	.00	.16
%RSD	.0345	.1370	.5850	.7984	.0343	.6935	.3980	.0050	.3984
#1	2.019	2.062	1.969	2.140	2.043	1.974	1.973	39.94	39.75
#2	2.020	2.066	1.985	2.164	2.042	1.993	1.985	39.94	39.97
Check ?	Chk Pass	Chk Pass	Chk Pass	Chk Pass	Chk Pass	Chk Pass	Chk Pass	Chk Pass	Chk Pass
Value									
Range									

Elem	Fe2599	Mg2790	K_7664	Na5895	B_2089	Mo2020	Pd3404	Si2124	Sn1899
Units	ppm	ppm	ppm	ppm	ppm	ppm	ppm	ppm	ppm
Avg	**39.45**	**39.07**	**40.59**	**39.86**	**2.012**	**2.016**	**1.963**	**4.990**	**2.051**
Stddev	.10	.19	.06	.00	.006	.006	.003	.012	.008
%RSD	.2436	.4904	.1481	.0042	.3065	.3064	.1646	.2445	.3717
#1	39.39	38.93	40.55	39.86	2.008	2.012	1.965	4.981	2.046
#2	39.52	39.20	40.63	39.86	2.016	2.021	1.960	4.998	2.056
Check ?	Chk Pass	Chk Pass	Chk Pass	Chk Pass	Chk Pass	Chk Pass	Chk Pass	Chk Pass	Chk Pass
Value									
Range									

Zoom In Zoom Out

Sample Name: ccv Acquired: 6/26/2014 22:07:35 Type: QC
Method: Accutest1(v206) Mode: CONC Corr. Factor: 1.000000
User: admin Custom ID1: Custom ID2: Custom ID3:
Comment: 5

Elem	Sr4077	Ti3349	W_2079	Zr3391	S_1820	Bi2230	Li6707
Units	ppm	ppm	ppm	ppm	ppm	ppm	ppm
Avg	**1.997**	**2.006**	**1.884**	**1.964**	**1.961**	**1.982**	**1.987**
Stddev	.002	.001	.011	.001	.012	.006	.001
%RSD	.0890	.0239	.5659	.0667	.6157	.3297	.0673
#1	1.996	2.006	1.877	1.963	1.952	1.978	1.988
#2	1.998	2.006	1.892	1.965	1.969	1.987	1.986
Check ?	Chk Pass	Chk Pass	Chk Pass	Chk Pass	Chk Pass	Chk Pass	Chk Pass
Value							
Range							

Int. Std.	Y_3600	Y_3710	Y_2243	In2306
Units	Cts/S	Cts/S	Cts/S	Cts/S
Avg	**97259.**	**13171.**	**1896.7**	**6026.7**
Stddev	96.	62.	5.2	3.5
%RSD	.09852	.46738	.27416	.05756
#1	97192.	13215.	1900.4	6029.2
#2	97327.	13128.	1893.1	6024.3

Zoom In Zoom Out

Sample Name: ccb Acquired: 6/26/2014 22:13:38 Type: QC
Method: Accutest1(v206) Mode: CONC Corr. Factor: 1.000000
User: admin Custom ID1: Custom ID2: Custom ID3:
Comment:

Elem	Ba4554	Be3130	Cd2288	Co2286	Cr2677	Cu3247	Mn2576	Ni2316	Ag3280
Units	ppm	ppm	ppm	ppm	ppm	ppm	ppm	ppm	ppm
Avg	**.0000**	**.0000**	**.0001**	**.0000**	**.0002**	**.0001**	**.0001**	**.0006**	**-.0001**
Stddev	.0000	.0000	.0001	.0002	.0002	.0001	.0000	.0009	.0001
%RSD	131.4	36.48	77.60	380.9	82.33	82.88	46.85	138.2	64.60
#1	.0000	.0000	.0001	-.0001	.0003	.0000	.0001	.0000	-.0001
#2	.0001	.0000	.0002	.0002	.0001	.0002	.0001	.0013	-.0002
Check ?	Chk Pass	Chk Pass	Chk Pass	Chk Pass	Chk Pass	Chk Pass	Chk Pass	Chk Pass	Chk Pass
High Limit									
Low Limit									

Elem	V_2924	Zn2062	As1890	Tl1908	Pb2203	Se1960	Sb2068	Al3961	Ca3179
Units	ppm	ppm	ppm	ppm	ppm	ppm	ppm	ppm	ppm
Avg	**-.0001**	F **.0249**	**.0005**	**.0005**	**-.0001**	**-.0004**	**.0007**	**-.0034**	**.0030**
Stddev	.0001	.0352	.0006	.0005	.0013	.0013	.0008	.0049	.0003
%RSD	93.07	141.2	108.0	105.3	1981.	350.2	109.2	143.5	9.063
#1	-.0002	.0000	.0001	.0001	-.0010	.0005	.0013	.0000	.0032
#2	.0000	.0498	.0010	.0009	.0009	-.0012	.0002	-.0069	.0028
Check ?	Chk Pass	Chk Fail	Chk Pass	Chk Pass	Chk Pass	Chk Pass	Chk Pass	Chk Pass	Chk Pass
High Limit		.0020							
Low Limit		-.0020							

Elem	Fe2599	Mg2790	K_7664	Na5895	B_2089	Mo2020	Pd3404	Si2124	Sn1899
Units	ppm	ppm	ppm	ppm	ppm	ppm	ppm	ppm	ppm
Avg	**.0019**	**-.0103**	**-.0046**	**-.0052**	**.0025**	**.0013**	**.0001**	**.0030**	**.0007**
Stddev	.0001	.0028	.0006	.0047	.0003	.0003	.0001	.0000	.0002
%RSD	6.974	27.08	12.05	89.70	12.98	23.25	87.64	.3686	23.26
#1	.0018	-.0083	-.0042	-.0085	.0027	.0015	.0000	.0031	.0006
#2	.0020	-.0122	-.0050	-.0019	.0022	.0011	.0002	.0030	.0008
Check ?	Chk Pass	Chk Pass	Chk Pass	Chk Pass	Chk Pass	Chk Pass	Chk Pass	Chk Pass	Chk Pass
High Limit									
Low Limit									

Zoom In Zoom Out

Sample Name: ccb Acquired: 6/26/2014 22:13:38 Type: QC
Method: Accutest1(v206) Mode: CONC Corr. Factor: 1.000000
User: admin Custom ID1: Custom ID2: Custom ID3:
Comment:

Elem	Sr4077	Ti3349	W_2079	Zr3391	S_1820	Bi2230	Li6707
Units	ppm	ppm	ppm	ppm	ppm	ppm	ppm
Avg	**.0001**	**.0000**	**.0002**	**.0002**	**.0013**	**.0003**	**.0002**
Stddev	.0001	.000	.0010	.0000	.0030	.0005	.0000
%RSD	48.44	29.84	509.4	23.91	236.3	182.6	1.563
#1	.0001	.0000	.0009	.0002	-.0008	.0007	.0002
#2	.0002	.0000	-.0005	.0001	.0034	-.0001	.0002
Check ?	Chk Pass	Chk Pass	Chk Pass	Chk Pass	Chk Pass	Chk Pass	Chk Pass
High Limit							
Low Limit							

Int. Std.	Y_3600	Y_3710	Y_2243	In2306
Units	Cts/S	Cts/S	Cts/S	Cts/S
Avg	**104340.**	**13353.**	**2001.3**	**6759.4**
Stddev	66.	85.	14.6	31.9
%RSD	.06352	.63411	.73112	.47158
#1	104300.	13413.	1991.0	6736.8
#2	104390.	13293.	2011.6	6781.9

Zoom In Zoom Out

Sample Name: mp80306-sd1 Acquired: 6/26/2014 22:19:57 Type: Unk
Method: Accutest1(v206) Mode: CONC Corr. Factor: 5.000000
User: admin Custom ID1: Custom ID2: Custom ID3:
Comment: water 8th

Elem	Ba4554	Be3130	Cd2288	Co2286	Cr2677	Cu3247	Mn2576	Ni2316	Ag3280
Avg	**.0273**	**.0000**	**.0006**	**.0008**	**.0018**	**.0015**	**.4228**	**.0064**	**-.0006**
Stddev	.0004	.000	.0000	.0010	.0003	.0010	.0012	.0009	.0002
%RSD	1.592	536.2	2.653	129.7	14.55	65.38	.2912	14.33	26.12
#1	.0269	-.0001	.0006	.0015	.0016	.0008	.4219	.0058	-.0007
#2	.0276	.0001	.0006	.0001	.0020	.0022	.4237	.0071	-.0005

Elem	V_2924	Zn2062	As1890	Tl1908	Pb2203	Se1960	Sb2068	Al3961	Ca3179
Avg	**-.0016**	**.1077**	**.0014**	**.0016**	**.0002**	**.0029**	**.0064**	**.2041**	**13.61**
Stddev	.0010	.0013	.0030	.0024	.0015	.0021	.0039	.0398	.03
%RSD	62.45	1.163	213.5	151.8	856.5	71.20	60.89	19.51	.2551
#1	-.0023	.1086	-.0007	-.0001	.0012	.0014	.0036	.2322	13.59
#2	-.0009	.1068	.0035	.0033	-.0009	.0044	.0092	.1759	13.64

Elem	Fe2599	Mg2790	K_7664	Na5895	B_2089	Mo2020	Pd3404	Si2124	Sn1899
Avg	**4.432**	**3.646**	**1.628**	**22.98**	**.0993**	**-.0007**	**-.0012**	**4.561**	**.0001**
Stddev	.019	.058	.060	.05	.0013	.0002	.0034	.004	.0050
%RSD	.4331	1.580	3.715	.1984	1.319	35.50	275.0	.0786	6744.
#1	4.446	3.605	1.585	22.95	.1002	-.0008	-.0036	4.563	.0036
#2	4.419	3.686	1.671	23.01	.0984	-.0005	.0012	4.558	-.0035

Elem	Sr4077	Ti3349	W_2079	Zr3391	S_1820	Bi2230	Li6707
Avg	**.0683**	**.0045**	**-.0249**	**.0027**	**25.56**	**.0013**	**.0019**
Stddev	.0002	.0011	.0023	.0001	.14	.0005	.0012
%RSD	.3120	24.19	9.205	4.750	.5535	36.49	63.90
#1	.0685	.0038	-.0233	.0028	25.66	.0009	.0027
#2	.0682	.0053	-.0265	.0026	25.46	.0016	.0010

Int. Std.	Y_3600	Y_3710	Y_2243	In2306
Avg	**103320.**	**13306.**	**1971.0**	**6669.3**
Stddev	38.	62.	1.8	9.2
%RSD	.03639	.46311	.09192	.13749
#1	103340.	13350.	1969.8	6662.8
#2	103290.	13263.	1972.3	6675.8

Zoom In Zoom Out

Sample Name: jb64500-58 Acquired: 6/26/2014 22:26:09 Type: Unk
Method: Accutest1(v206) Mode: CONC Corr. Factor: 1.000000
User: admin Custom ID1: Custom ID2: Custom ID3:
Comment: water 8th

Elem	Ba4554	Be3130	Cd2288	Co2286	Cr2677	Cu3247	Mn2576	Ni2316	Ag3280
Avg	**.0001**	**-.0001**	**.0001**	**-.0002**	**.0000**	**-.0002**	**.0001**	**-.0001**	**-.0001**
Stddev	.0000	.0000	.0001	.0002	.0000	.0000	.0000	.0002	.0003
%RSD	4.416	.2537	73.01	137.8	279.9	15.21	16.65	121.8	186.3
#1	.0001	-.0001	.0001	-.0003	.0000	-.0001	.0001	.0000	.0000
#2	.0001	-.0001	.0002	.0000	.0000	-.0002	.0001	-.0003	-.0003

Elem	V_2924	Zn2062	As1890	Tl1908	Pb2203	Se1960	Sb2068	Al3961	Ca3179
Avg	**.0001**	**.0018**	**-.0003**	**-.0007**	**-.0016**	**.0005**	**.0005**	**-.0111**	**.0151**
Stddev	.0002	.0003	.0003	.0001	.0001	.0019	.0001	.0016	.0009
%RSD	275.3	14.78	99.88	17.24	7.061	364.2	14.70	14.86	6.137
#1	.0002	.0017	-.0001	-.0006	-.0015	.0019	.0005	-.0099	.0158
#2	-.0001	.0020	-.0005	-.0007	-.0016	-.0008	.0006	-.0122	.0145

Elem	Fe2599	Mg2790	K_7664	Na5895	B_2089	Mo2020	Pd3404	Si2124	Sn1899
Avg	**.0040**	**-.0187**	**.0015**	**-.0046**	**.0009**	**-.0003**	**.0002**	**.0220**	**.0008**
Stddev	.0001	.0086	.0013	.0034	.0003	.0001	.0004	.0002	.0013
%RSD	3.164	46.27	86.67	72.95	27.79	26.16	244.8	.9312	162.7
#1	.0041	-.0126	.0006	-.0070	.0011	-.0003	.0004	.0218	-.0001
#2	.0039	-.0248	.0024	-.0022	.0007	-.0004	-.0001	.0221	.0018

Elem	Sr4077	Ti3349	W_2079	Zr3391	S_1820	Bi2230	Li6707
Avg	**.0000**	**.0003**	**-.0038**	**.0000**	**.0047**	**-.0004**	**-.0008**
Stddev	.0000	.0001	.0002	.0001	.0004	.0001	.0001
%RSD	1110.	26.09	4.945	305.6	7.660	11.23	15.84
#1	.0000	.0003	-.0036	.0000	.0044	-.0005	-.0007
#2	.0000	.0002	-.0039	.0001	.0049	-.0004	-.0009

Int. Std.	Y_3600	Y_3710	Y_2243	In2306
Avg	**104710.**	**13321.**	**1974.2**	**6727.1**
Stddev	9.	47.	.2	5.2
%RSD	.00882	.34946	.00855	.07703
#1	104710.	13288.	1974.1	6723.4
#2	104700.	13354.	1974.3	6730.7

Zoom In Zoom Out

Sample Name: jb70041-1f Acquired: 6/26/2014 22:32:26 Type: Unk
Method: Accutest1(v206) Mode: CONC Corr. Factor: 1.000000
User: admin Custom ID1: Custom ID2: Custom ID3:
Comment: water 8th

Elem	Ba4554	Be3130	Cd2288	Co2286	Cr2677	Cu3247	Mn2576	Ni2316	Ag3280
Avg	**.1113**	**.0000**	**.0006**	**.0009**	**.0011**	**.0024**	**1.041**	**.0003**	**.0004**
Stddev	.0002	.0000	.0001	.0002	.0003	.0001	.000	.0002	.0002
%RSD	.1929	28.25	22.44	19.86	28.33	3.084	.0096	59.60	42.71
#1	.1114	.0000	.0005	.0010	.0014	.0025	1.041	.0002	.0003
#2	.1111	.0000	.0006	.0008	.0009	.0024	1.041	.0004	.0005

Elem	V_2924	Zn2062	As1890	Tl1908	Pb2203	Se1960	Sb2068	Al3961	Ca3179
Avg	**.0008**	**.0091**	**.0061**	**-.0001**	**.0023**	**.0006**	**-.0006**	**.0889**	**36.49**
Stddev	.0000	.0001	.0010	.0001	.0005	.0006	.0004	.0000	.26
%RSD	4.188	1.162	16.79	76.60	19.87	99.01	62.77	.0066	.7061
#1	.0007	.0092	.0068	-.0002	.0027	.0011	-.0003	.0889	36.67
#2	.0008	.0090	.0054	.0000	.0020	.0002	-.0009	.0889	36.31

Elem	Fe2599	Mg2790	K_7664	Na5895	B_2089	Mo2020	Pd3404	Si2124	Sn1899
Avg	**10.52**	**8.998**	**3.345**	**47.70**	**.0491**	**.0011**	**-.0030**	**3.993**	**.0037**
Stddev	.03	.071	.023	.09	.0000	.0001	.0003	.009	.0000
%RSD	.2534	.7857	.6839	.1785	.0522	11.89	10.61	.2333	.9143
#1	10.54	9.048	3.361	47.64	.0491	.0012	-.0027	4.000	.0036
#2	10.50	8.948	3.329	47.76	.0491	.0010	-.0032	3.987	.0037

Elem	Sr4077	Ti3349	W_2079	Zr3391	S_1820	Bi2230	Li6707
Avg	**.2247**	**.0034**	**-.0063**	**.0003**	**.5776**	**.0003**	**.0016**
Stddev	.0003	.0001	.0001	.0001	.0029	.0005	.0001
%RSD	.1260	2.453	2.273	18.55	.5055	157.1	7.332
#1	.2249	.0035	-.0064	.0003	.5797	.0000	.0015
#2	.2245	.0034	-.0062	.0004	.5755	.0006	.0017

Int. Std.	Y_3600	Y_3710	Y_2243	In2306
Avg	**100430.**	**13298.**	**1895.0**	**6234.2**
Stddev	177.	86.	1.7	1.7
%RSD	.17580	.64521	.09135	.02706
#1	100310.	13237.	1893.7	6233.0
#2	100560.	13359.	1896.2	6235.4

Zoom In Zoom Out

Sample Name: ccv Acquired: 6/26/2014 22:39:58 Type: QC
Method: Accutest1(v206) Mode: CONC Corr. Factor: 1.000000
User: admin Custom ID1: Custom ID2: Custom ID3:
Comment:

Elem	Ba4554	Be3130	Cd2288	Co2286	Cr2677	Cu3247	Mn2576	Ni2316	Ag3280
Units	ppm	ppm	ppm	ppm	ppm	ppm	ppm	ppm	ppm
Avg	**1.991**	**2.020**	**2.017**	**2.023**	**2.010**	**1.940**	**2.042**	**2.036**	**.2433**
Stddev	.002	.007	.003	.002	.005	.004	.002	.003	.0001
%RSD	.1033	.3465	.1546	.1167	.2657	.1945	.0824	.1565	.0388
#1	1.992	2.025	2.015	2.022	2.014	1.937	2.043	2.034	.2432
#2	1.989	2.015	2.020	2.025	2.007	1.942	2.041	2.038	.2434
Check ?	Chk Pass	Chk Pass	Chk Pass	Chk Pass	Chk Pass	Chk Pass	Chk Pass	Chk Pass	Chk Pass
Value									
Range									

Elem	V_2924	Zn2062	As1890	Tl1908	Pb2203	Se1960	Sb2068	Al3961	Ca3179
Units	ppm	ppm	ppm	ppm	ppm	ppm	ppm	ppm	ppm
Avg	**1.995**	**2.068**	**1.979**	**2.132**	**2.037**	**1.984**	**1.974**	**39.68**	**40.43**
Stddev	.000	.005	.006	.008	.002	.000	.006	.06	.18
%RSD	.0163	.2604	.3027	.3654	.0859	.0210	.3266	.1493	.4462
#1	1.995	2.064	1.974	2.127	2.036	1.984	1.969	39.72	40.56
#2	1.995	2.072	1.983	2.138	2.039	1.983	1.978	39.63	40.30
Check ?	Chk Pass	Chk Pass	Chk Pass	Chk Pass	Chk Pass	Chk Pass	Chk Pass	Chk Pass	Chk Pass
Value									
Range									

Elem	Fe2599	Mg2790	K_7664	Na5895	B_2089	Mo2020	Pd3404	Si2124	Sn1899
Units	ppm	ppm	ppm	ppm	ppm	ppm	ppm	ppm	ppm
Avg	**39.87**	**39.54**	**40.74**	**39.75**	**2.012**	**2.012**	**1.949**	**4.983**	**2.055**
Stddev	.18	.32	.14	.08	.004	.005	.000	.007	.004
%RSD	.4558	.8020	.3420	.1940	.2151	.2696	.0027	.1495	.1734
#1	40.00	39.77	40.84	39.81	2.009	2.008	1.949	4.977	2.053
#2	39.74	39.32	40.64	39.70	2.016	2.016	1.949	4.988	2.058
Check ?	Chk Pass	Chk Pass	Chk Pass	Chk Pass	Chk Pass	Chk Pass	Chk Pass	Chk Pass	Chk Pass
Value									
Range									

Zoom In Zoom Out

Sample Name: ccv Acquired: 6/26/2014 22:39:58 Type: QC
Method: Accutest1(v206) Mode: CONC Corr. Factor: 1.000000
User: admin Custom ID1: Custom ID2: Custom ID3:
Comment:

Elem	Sr4077	Ti3349	W_2079	Zr3391	S_1820	Bi2230	Li6707
Units	ppm	ppm	ppm	ppm	ppm	ppm	ppm
Avg	**2.025**	**1.998**	**1.893**	**1.978**	**1.942**	**1.984**	**2.005**
Stddev	.003	.002	.011	.000	.013	.001	.002
%RSD	.1517	.1095	.5710	.0163	.6512	.0711	.1102
#1	2.028	1.996	1.885	1.978	1.933	1.983	2.007
#2	2.023	1.999	1.900	1.978	1.951	1.985	2.004
Check ?	Chk Pass	Chk Pass	Chk Pass	Chk Pass	Chk Pass	Chk Pass	Chk Pass
Value							
Range							

Int. Std.	Y_3600	Y_3710	Y_2243	In2306
Units	Cts/S	Cts/S	Cts/S	Cts/S
Avg	**98333.**	**13128.**	**1901.4**	**6063.1**
Stddev	10.	103.	2.2	5.7
%RSD	.01026	.78485	.11812	.09371
#1	98340.	13055.	1903.0	6067.1
#2	98326.	13201.	1899.8	6059.1

Zoom In Zoom Out

Sample Name: ccb Acquired: 6/26/2014 22:46:01 Type: QC
Method: Accutest1(v206) Mode: CONC Corr. Factor: 1.000000
User: admin Custom ID1: Custom ID2: Custom ID3:
Comment:

Elem	Ba4554	Be3130	Cd2288	Co2286	Cr2677	Cu3247	Mn2576	Ni2316	Ag3280
Units	ppm	ppm	ppm	ppm	ppm	ppm	ppm	ppm	ppm
Avg	**.0002**	**.0001**	**.0001**	**.0000**	**.0003**	**-.0001**	**.0001**	**.0000**	**-.0001**
Stddev	.0000	.0000	.0001	.0001	.0000	.0000	.0000	.000	.0001
%RSD	28.19	30.35	118.6	347.2	4.243	17.24	7.790	2352.	54.29
#1	.0001	.0001	.0000	-.0001	.0003	-.0001	.0001	.0001	-.0001
#2	.0002	.0001	.0002	.0001	.0003	-.0001	.0001	-.0001	-.0002
Check ?	Chk Pass	Chk Pass	Chk Pass	Chk Pass	Chk Pass	Chk Pass	Chk Pass	Chk Pass	Chk Pass
High Limit									
Low Limit									

Elem	V_2924	Zn2062	As1890	Tl1908	Pb2203	Se1960	Sb2068	Al3961	Ca3179
Units	ppm	ppm	ppm	ppm	ppm	ppm	ppm	ppm	ppm
Avg	**-.0002**	**.0001**	**-.0003**	**.0003**	**.0002**	**.0002**	**.0005**	**-.0028**	**.0023**
Stddev	.0000	.0000	.0004	.0002	.0007	.0014	.0004	.0040	.0019
%RSD	3.189	23.10	151.4	64.42	354.0	765.9	86.13	141.3	85.23
#1	-.0002	.0001	-.0006	.0004	.0007	-.0008	.0002	.0000	.0037
#2	-.0001	.0001	.0000	.0002	-.0003	.0012	.0008	-.0056	.0009
Check ?	Chk Pass	Chk Pass	Chk Pass	Chk Pass	Chk Pass	Chk Pass	Chk Pass	Chk Pass	Chk Pass
High Limit									
Low Limit									

Elem	Fe2599	Mg2790	K_7664	Na5895	B_2089	Mo2020	Pd3404	Si2124	Sn1899
Units	ppm	ppm	ppm	ppm	ppm	ppm	ppm	ppm	ppm
Avg	**.0039**	**-.0016**	**.0120**	**.0014**	**.0011**	**.0014**	**.0008**	**.0019**	**.0007**
Stddev	.0006	.0035	.0056	.0029	.0003	.0004	.0004	.0002	.0009
%RSD	15.58	216.3	46.86	210.2	28.74	29.81	50.12	12.02	143.2
#1	.0043	.0009	.0160	.0034	.0009	.0017	.0005	.0021	.0013
#2	.0035	-.0041	.0080	-.0007	.0014	.0011	.0011	.0018	.0000
Check ?	Chk Pass	Chk Pass	Chk Pass	Chk Pass	Chk Pass	Chk Pass	Chk Pass	Chk Pass	Chk Pass
High Limit									
Low Limit									

Zoom In Zoom Out

Sample Name: ccb Acquired: 6/26/2014 22:46:01 Type: QC
Method: Accutest1(v206) Mode: CONC Corr. Factor: 1.000000
User: admin Custom ID1: Custom ID2: Custom ID3:
Comment:

Elem	Sr4077	Ti3349	W_2079	Zr3391	S_1820	Bi2230	Li6707
Units	ppm	ppm	ppm	ppm	ppm	ppm	ppm
Avg	**.0002**	**.0003**	**.0017**	**.0003**	**.0003**	**.0006**	**-.0005**
Stddev	.0001	.0002	.0014	.0000	.0001	.0002	.0003
%RSD	31.31	65.77	85.88	17.55	23.27	33.15	64.09
#1	.0002	.0001	.0027	.0003	.0003	.0004	-.0003
#2	.0001	.0004	.0007	.0002	.0002	.0007	-.0007
Check ?	Chk Pass	Chk Pass	Chk Pass	Chk Pass	Chk Pass	Chk Pass	Chk Pass
High Limit							
Low Limit							

Int. Std.	Y_3600	Y_3710	Y_2243	In2306
Units	Cts/S	Cts/S	Cts/S	Cts/S
Avg	**106650.**	**13458.**	**2020.9**	**6844.4**
Stddev	46.	24.	2.1	9.3
%RSD	.04288	.18104	.10544	.13584
#1	106680.	13440.	2022.4	6851.0
#2	106620.	13475.	2019.4	6837.9

Zoom In Zoom Out

Sample Name: mp80306-sd1 Acquired: 6/26/2014 22:52:20 Type: Unk
Method: Accutest1(v206) Mode: CONC Corr. Factor: 1.000000
User: admin Custom ID1: Custom ID2: Custom ID3:
Comment:

Elem	Ba4554	Be3130	Cd2288	Co2286	Cr2677	Cu3247	Mn2576	Ni2316	Ag3280
Avg	**.0056**	**.0000**	**.0002**	**.0002**	**.0005**	**.0003**	**.0862**	**.0013**	**-.0002**
Stddev	.0001	.000	.0000	.0001	.0003	.0001	.0002	.0002	.0002
%RSD	.9135	52.92	3.604	67.68	47.99	16.90	.2533	11.79	79.32
#1	.0056	.0000	.0002	.0003	.0007	.0004	.0861	.0014	-.0003
#2	.0056	.0000	.0002	.0001	.0004	.0003	.0864	.0012	-.0001

Elem	V_2924	Zn2062	As1890	Tl1908	Pb2203	Se1960	Sb2068	Al3961	Ca3179
Avg	**-.0002**	**.0228**	**-.0003**	**-.0001**	**.0008**	**.0015**	**.0008**	**.0375**	**2.821**
Stddev	.0001	.0000	.0003	.0002	.0000	.0003	.0004	.0037	.020
%RSD	28.31	.1915	130.1	167.8	4.999	22.85	49.60	9.933	.7119
#1	-.0002	.0227	.0000	-.0002	.0008	.0017	.0011	.0349	2.835
#2	-.0002	.0228	-.0005	.0000	.0007	.0012	.0005	.0402	2.806

Elem	Fe2599	Mg2790	K_7664	Na5895	B_2089	Mo2020	Pd3404	Si2124	Sn1899
Avg	**.9131**	**.7768**	**.3115**	**4.698**	**.0197**	**-.0001**	**.0000**	**.9274**	**.0012**
Stddev	.0020	.0279	.0034	.002	.0004	.0001	.000	.0009	.0002
%RSD	.2200	3.596	1.084	.0417	2.159	131.3	183.3	.0980	17.02
#1	.9116	.7570	.3092	4.696	.0200	.0000	-.0001	.9280	.0014
#2	.9145	.7966	.3139	4.699	.0194	-.0001	.0000	.9268	.0011

Elem	Sr4077	Ti3349	W_2079	Zr3391	S_1820	Bi2230	Li6707
Avg	**.0141**	**.0003**	**-.0036**	**.0006**	**5.215**	**.0001**	**.0004**
Stddev	.0000	.0001	.0008	.0000	.014	.0008	.0007
%RSD	.1937	22.97	21.44	5.550	.2639	605.4	163.6
#1	.0141	.0004	-.0031	.0006	5.206	-.0004	.0010
#2	.0141	.0003	-.0041	.0006	5.225	.0007	-.0001

Int. Std.	Y_3600	Y_3710	Y_2243	In2306
Avg	**103990.**	**13213.**	**1972.0**	**6659.9**
Stddev	191.	93.	.4	6.3
%RSD	.18378	.70623	.01797	.09488
#1	103850.	13147.	1972.3	6664.3
#2	104120.	13279.	1971.8	6655.4

Zoom In Zoom Out

Sample Name: jb64500-58 Acquired: 6/26/2014 22:58:32 Type: Unk
Method: Accutest1(v206) Mode: CONC Corr. Factor: 1.000000
User: admin Custom ID1: Custom ID2: Custom ID3:
Comment:

Elem	Ba4554	Be3130	Cd2288	Co2286	Cr2677	Cu3247	Mn2576	Ni2316	Ag3280
Avg	**.0000**	**.0000**	**.0000**	**-.0002**	**.0001**	**.0001**	**.0014**	**.0001**	**.0000**
Stddev	.0001	.000	.0000	.0000	.0001	.0000	.0000	.0001	.0000
%RSD	467.9	23.90	267.4	11.63	59.46	18.55	1.198	137.8	256.8
#1	.0000	.0000	.0001	-.0002	.0001	.0001	.0014	.0000	.0000
#2	.0001	.0000	.0000	-.0002	.0001	.0001	.0014	.0002	.0000

Elem	V_2924	Zn2062	As1890	Tl1908	Pb2203	Se1960	Sb2068	Al3961	Ca3179
Avg	**-.0003**	**.0017**	**.0001**	**-.0002**	**-.0002**	**.0014**	**.0006**	**-.0019**	**.0122**
Stddev	.0000	.0002	.0003	.0004	.0000	.0007	.0001	.0066	.0010
%RSD	9.309	13.78	474.3	168.2	21.56	50.71	24.25	339.5	7.833
#1	-.0003	.0015	.0003	-.0005	-.0002	.0009	.0007	.0027	.0129
#2	-.0003	.0018	-.0001	.0000	-.0001	.0019	.0005	-.0066	.0116

Elem	Fe2599	Mg2790	K_7664	Na5895	B_2089	Mo2020	Pd3404	Si2124	Sn1899
Avg	**.0035**	**-.0096**	**-.0272**	**.0009**	**.0004**	**-.0003**	**.0005**	**.0082**	**.0005**
Stddev	.0010	.0110	.0016	.0008	.0003	.0000	.0006	.0003	.0008
%RSD	28.63	115.0	6.060	95.55	64.45	15.45	137.2	3.710	169.7
#1	.0042	-.0174	-.0260	.0003	.0006	-.0003	.0009	.0085	-.0001
#2	.0028	-.0018	-.0283	.0015	.0002	-.0002	.0000	.0080	.0010

Elem	Sr4077	Ti3349	W_2079	Zr3391	S_1820	Bi2230	Li6707
Avg	**.0000**	**.0002**	**-.0028**	**.0001**	**.0077**	**-.0002**	**.0002**
Stddev	.0000	.0001	.0004	.0001	.0005	.0000	.0000
%RSD	575.6	55.09	15.33	81.82	7.065	9.439	16.63
#1	.0000	.0001	-.0025	.0001	.0081	-.0002	.0002
#2	.0000	.0003	-.0031	.0000	.0073	-.0002	.0002

Int. Std.	Y_3600	Y_3710	Y_2243	In2306
Avg	**105760.**	**13389.**	**1992.6**	**6785.5**
Stddev	198.	56.	.3	3.4
%RSD	.18734	.41894	.01585	.04941
#1	105620.	13349.	1992.8	6787.9
#2	105900.	13429.	1992.4	6783.1

Zoom In Zoom Out

Sample Name: jb70041-1f Acquired: 6/26/2014 23:04:49 Type: Unk
Method: Accutest1(v206) Mode: CONC Corr. Factor: 1.000000
User: admin Custom ID1: Custom ID2: Custom ID3:
Comment:

Elem	Ba4554	Be3130	Cd2288	Co2286	Cr2677	Cu3247	Mn2576	Ni2316	Ag3280
Avg	**.1109**	**.0000**	**.0006**	**.0008**	**.0013**	**.0023**	**1.045**	**.0008**	**.0001**
Stddev	.0001	.0000	.0002	.0001	.0004	.0000	.002	.0001	.0002
%RSD	.0608	2.911	32.29	9.411	34.42	1.209	.1435	11.21	237.1
#1	.1109	.0000	.0007	.0007	.0010	.0023	1.044	.0008	-.0001
#2	.1110	.0000	.0004	.0008	.0016	.0023	1.046	.0009	.0003

Elem	V_2924	Zn2062	As1890	Tl1908	Pb2203	Se1960	Sb2068	Al3961	Ca3179
Avg	**.0008**	**.0093**	**.0064**	**-.0014**	**.0024**	**.0009**	**-.0009**	**.0872**	**36.42**
Stddev	.0002	.0000	.0007	.0014	.0002	.0016	.0006	.0011	.07
%RSD	27.26	.2926	11.31	103.4	9.408	187.4	67.77	1.296	.1943
#1	.0006	.0093	.0059	-.0024	.0023	-.0003	-.0013	.0880	36.37
#2	.0009	.0093	.0069	-.0004	.0026	.0020	-.0005	.0864	36.47

Elem	Fe2599	Mg2790	K_7664	Na5895	B_2089	Mo2020	Pd3404	Si2124	Sn1899
Avg	**10.51**	**9.002**	**3.345**	**47.81**	**.0494**	**.0011**	**-.0028**	**3.966**	**.0032**
Stddev	.01	.012	.006	.12	.0011	.0001	.0004	.007	.0004
%RSD	.1089	.1374	.1692	.2464	2.147	11.02	14.35	.1888	12.14
#1	10.50	8.993	3.349	47.89	.0486	.0012	-.0031	3.961	.0029
#2	10.51	9.011	3.341	47.73	.0501	.0010	-.0026	3.972	.0035

Elem	Sr4077	Ti3349	W_2079	Zr3391	S_1820	Bi2230	Li6707
Avg	**.2232**	**.0036**	**-.0056**	**.0005**	**.5781**	**.0012**	**.0008**
Stddev	.0001	.0004	.0009	.0001	.0000	.0007	.0005
%RSD	.0463	11.99	16.35	26.79	.0021	61.49	57.62
#1	.2233	.0033	-.0050	.0004	.5781	.0017	.0005
#2	.2231	.0039	-.0063	.0006	.5781	.0007	.0011

Int. Std.	Y_3600	Y_3710	Y_2243	In2306
Avg	**100140.**	**13212.**	**1897.9**	**6235.6**
Stddev	42.	7.	.3	10.2
%RSD	.04190	.04974	.01588	.16323
#1	100110.	13208.	1897.7	6228.4
#2	100170.	13217.	1898.1	6242.8

Zoom In Zoom Out

Sample Name: jb70041-2f Acquired: 6/26/2014 23:11:01 Type: Unk
Method: Accutest1(v206) Mode: CONC Corr. Factor: 1.000000
User: admin Custom ID1: Custom ID2: Custom ID3:
Comment: water 8th

Elem	Ba4554	Be3130	Cd2288	Co2286	Cr2677	Cu3247	Mn2576	Ni2316	Ag3280
Avg	**.0555**	**.0001**	**.0025**	**.0043**	**.0009**	**.0051**	**.0775**	**.0015**	**.0000**
Stddev	.0001	.0001	.0002	.0001	.0003	.0001	.0001	.0000	.0000
%RSD	.1993	71.96	8.191	1.257	34.45	2.010	.1608	.2013	93.47
#1	.0554	.0001	.0024	.0043	.0012	.0051	.0775	.0014	.0000
#2	.0556	.0002	.0027	.0043	.0007	.0052	.0776	.0015	.0000

Elem	V_2924	Zn2062	As1890	Tl1908	Pb2203	Se1960	Sb2068	Al3961	Ca3179
Avg	**.0027**	**.0353**	**.0003**	**-.0016**	**.0011**	**.0010**	**.0009**	**-.0129**	**41.73**
Stddev	.0001	.0007	.0001	.0002	.0006	.0010	.0006	.0009	.20
%RSD	3.341	1.954	26.56	12.04	60.63	100.9	69.21	7.283	.4838
#1	.0028	.0358	.0003	-.0015	.0015	.0018	.0005	-.0136	41.59
#2	.0027	.0348	.0004	-.0018	.0006	.0003	.0014	-.0123	41.88

Elem	Fe2599	Mg2790	K_7664	Na5895	B_2089	Mo2020	Pd3404	Si2124	Sn1899
Avg	**.3962**	**6.314**	**7.475**	**157.9**	**.0320**	**.0117**	**-.0009**	**3.647**	**.0036**
Stddev	.0038	.032	.024	1.0	.0002	.0002	.0009	.011	.0001
%RSD	.9469	.5111	.3194	.6453	.4747	1.515	104.7	.2900	1.871
#1	.3935	6.291	7.458	157.2	.0318	.0116	-.0002	3.655	.0037
#2	.3988	6.336	7.492	158.6	.0321	.0118	-.0015	3.640	.0036

Elem	Sr4077	Ti3349	W_2079	Zr3391	S_1820	Bi2230	Li6707
Avg	**.2567**	**.0004**	**-.0053**	**.0009**	**8.432**	**.0009**	**.0012**
Stddev	.0010	.0001	.0000	.0000	.054	.0002	.0008
%RSD	.3805	16.20	.4081	2.468	.6451	23.55	68.22
#1	.2560	.0005	-.0053	.0009	8.471	.0010	.0006
#2	.2574	.0004	-.0053	.0009	8.394	.0007	.0017

Int. Std.	Y_3600	Y_3710	Y_2243	In2306
Avg	**96994.**	**13087.**	**1866.4**	**5934.6**
Stddev	48.	62.	3.9	23.9
%RSD	.04912	.47012	.20661	.40206
#1	97027.	13130.	1863.7	5917.7
#2	96960.	13043.	1869.1	5951.5

Zoom In Zoom Out

Sample Name: jb70041-3f Acquired: 6/26/2014 23:17:20 Type: Unk
Method: Accutest1(v206) Mode: CONC Corr. Factor: 1.000000
User: admin Custom ID1: Custom ID2: Custom ID3:
Comment: water 8th

Elem	Ba4554	Be3130	Cd2288	Co2286	Cr2677	Cu3247	Mn2576	Ni2316	Ag3280
Avg	**.0229**	**.0001**	**.0005**	**.0009**	**.0022**	**.0009**	**.4905**	**.0007**	**.0000**
Stddev	.0003	.0000	.0001	.0001	.0001	.0000	.0153	.0001	.0002
%RSD	1.295	3.498	24.54	8.617	2.394	3.995	3.128	6.957	21560.
#1	.0227	.0001	.0004	.0010	.0021	.0009	.4797	.0007	-.0001
#2	.0231	.0001	.0006	.0009	.0022	.0009	.5013	.0008	.0001

Elem	V_2924	Zn2062	As1890	Tl1908	Pb2203	Se1960	Sb2068	Al3961	Ca3179
Avg	**.0001**	**.0105**	**.0023**	**-.0004**	**.0013**	**.0002**	**-.0011**	**-.0133**	**38.12**
Stddev	.0002	.0001	.0011	.0009	.0004	.0001	.0009	.0012	.70
%RSD	237.1	.9413	48.69	210.0	31.36	31.48	81.91	9.110	1.825
#1	.0002	.0105	.0031	.0002	.0016	.0002	-.0005	-.0124	37.63
#2	-.0001	.0104	.0015	-.0011	.0010	.0003	-.0018	-.0141	38.62

Elem	Fe2599	Mg2790	K_7664	Na5895	B_2089	Mo2020	Pd3404	Si2124	Sn1899
Avg	**2.200**	**7.837**	**5.028**	**22.91**	**.0303**	**.0021**	**-.0007**	**3.686**	**.0028**
Stddev	.045	.177	.074	.33	.0003	.0001	.0002	.010	.0006
%RSD	2.043	2.263	1.482	1.459	1.045	2.483	33.19	.2717	23.32
#1	2.168	7.712	4.975	22.67	.0305	.0021	-.0005	3.693	.0032
#2	2.232	7.962	5.081	23.14	.0301	.0022	-.0008	3.679	.0023

Elem	Sr4077	Ti3349	W_2079	Zr3391	S_1820	Bi2230	Li6707
Avg	**.1787**	**.0004**	**-.0068**	**-.0001**	**2.232**	**.0006**	**.0015**
Stddev	.0027	.0001	.0005	.0001	.008	.0002	.0000
%RSD	1.488	17.58	7.023	74.95	.3745	38.71	1.188
#1	.1768	.0003	-.0071	.0000	2.238	.0004	.0015
#2	.1805	.0004	-.0064	-.0002	2.226	.0007	.0015

Int. Std.	Y_3600	Y_3710	Y_2243	In2306
Avg	**100230.**	**13565.**	**1919.6**	**6348.5**
Stddev	2789.	235.	5.8	11.0
%RSD	2.7832	1.7361	.30270	.17405
#1	102200.	13731.	1915.5	6340.6
#2	98256.	13398.	1923.7	6356.3

Zoom In Zoom Out

Sample Name: jb70041-4f Acquired: 6/26/2014 23:23:34 Type: Unk
Method: Accutest1(v206) Mode: CONC Corr. Factor: 1.000000
User: admin Custom ID1: Custom ID2: Custom ID3:
Comment: water 8th

Elem	Ba4554	Be3130	Cd2288	Co2286	Cr2677	Cu3247	Mn2576	Ni2316	Ag3280
Avg	**.0962**	**.0001**	**.0005**	**.0021**	**.0009**	**.0010**	**2.059**	**.0001**	**.0005**
Stddev	.0002	.0001	.0000	.0001	.0000	.0003	.003	.0001	.0000
%RSD	.1732	88.31	.2510	5.951	3.410	32.23	.1253	61.68	3.644
#1	.0964	.0000	.0005	.0022	.0009	.0008	2.061	.0002	.0005
#2	.0961	.0001	.0005	.0021	.0009	.0013	2.058	.0001	.0005

Elem	V_2924	Zn2062	As1890	Tl1908	Pb2203	Se1960	Sb2068	Al3961	Ca3179
Avg	**.0008**	**.0055**	**.0058**	**-.0020**	**.0013**	**.0014**	**-.0001**	**-.0142**	**43.06**
Stddev	.0002	.0001	.0006	.0014	.0001	.0004	.0005	.0037	.02
%RSD	19.34	1.610	9.705	67.34	10.52	30.80	430.8	26.25	.0517
#1	.0007	.0055	.0062	-.0011	.0014	.0017	-.0005	-.0115	43.07
#2	.0009	.0056	.0054	-.0030	.0012	.0011	.0002	-.0168	43.04

Elem	Fe2599	Mg2790	K_7664	Na5895	B_2089	Mo2020	Pd3404	Si2124	Sn1899
Avg	**19.72**	**14.68**	**6.072**	**35.33**	**.0906**	**.0002**	**-.0040**	**3.723**	**.0034**
Stddev	.01	.09	.002	.08	.0005	.0001	.0000	.009	.0010
%RSD	.0556	.6088	.0313	.2372	.5927	21.92	.8376	.2495	28.64
#1	19.72	14.62	6.071	35.39	.0902	.0002	-.0040	3.716	.0040
#2	19.71	14.74	6.074	35.27	.0909	.0003	-.0040	3.729	.0027

Elem	Sr4077	Ti3349	W_2079	Zr3391	S_1820	Bi2230	Li6707
Avg	**.2883**	**.0003**	**-.0064**	**.0014**	**8.526**	**.0005**	**.0006**
Stddev	.0006	.0001	.0004	.0000	.046	.0003	.0004
%RSD	.2034	38.84	6.989	1.250	.5387	61.31	70.20
#1	.2887	.0002	-.0067	.0014	8.494	.0003	.0009
#2	.2879	.0004	-.0061	.0014	8.559	.0007	.0003

Int. Std.	Y_3600	Y_3710	Y_2243	In2306
Avg	**100140.**	**13144.**	**1892.3**	**6231.2**
Stddev	55.	5.	2.8	.6
%RSD	.05508	.03483	.14741	.00954
#1	100100.	13140.	1894.3	6230.8
#2	100180.	13147.	1890.3	6231.6

Zoom In Zoom Out

Sample Name: jb70041-5f Acquired: 6/26/2014 23:29:46 Type: Unk
Method: Accutest1(v206) Mode: CONC Corr. Factor: 1.000000
User: admin Custom ID1: Custom ID2: Custom ID3:
Comment: water 8th

Elem	Ba4554	Be3130	Cd2288	Co2286	Cr2677	Cu3247	Mn2576	Ni2316	Ag3280
Avg	**.0241**	**.0001**	**.0005**	**.0006**	**.0008**	**.0012**	**.1130**	**.0003**	**.0002**
Stddev	.0001	.0000	.0000	.0001	.0002	.0002	.0004	.0004	.0002
%RSD	.3291	30.09	2.744	18.02	21.47	21.04	.3811	119.0	112.5
#1	.0240	.0001	.0005	.0007	.0009	.0013	.1133	.0001	.0000
#2	.0242	.0001	.0005	.0005	.0007	.0010	.1127	.0006	.0003

Elem	V_2924	Zn2062	As1890	Tl1908	Pb2203	Se1960	Sb2068	Al3961	Ca3179
Avg	**-.0002**	**.0054**	**.0013**	**-.0026**	**.0009**	**.0006**	**-.0008**	**-.0036**	**28.06**
Stddev	.0001	.0001	.0003	.0007	.0007	.0000	.0002	.0013	.04
%RSD	51.20	1.229	22.98	28.43	76.68	.2463	25.25	37.35	.1439
#1	-.0001	.0054	.0015	-.0031	.0004	.0006	-.0010	-.0026	28.09
#2	-.0003	.0053	.0011	-.0021	.0014	.0006	-.0007	-.0045	28.03

Elem	Fe2599	Mg2790	K_7664	Na5895	B_2089	Mo2020	Pd3404	Si2124	Sn1899
Avg	**2.874**	**3.335**	**6.162**	**32.70**	**.0039**	**.0002**	**-.0004**	**3.304**	**.0033**
Stddev	.006	.019	.025	.00	.0001	.0002	.0004	.002	.0001
%RSD	.2236	.5608	.3987	.0012	3.344	81.35	93.65	.0626	3.030
#1	2.878	3.348	6.179	32.70	.0040	.0001	-.0007	3.302	.0033
#2	2.869	3.322	6.145	32.70	.0038	.0003	-.0001	3.305	.0032

Elem	Sr4077	Ti3349	W_2079	Zr3391	S_1820	Bi2230	Li6707
Avg	**.2623**	**.0002**	**-.0072**	**-.0002**	**.6624**	**.0003**	**.0008**
Stddev	.0006	.0001	.0002	.0002	.0001	.0003	.0003
%RSD	.2139	45.43	3.285	82.24	.0113	96.59	32.01
#1	.2619	.0003	-.0070	-.0003	.6624	.0001	.0010
#2	.2627	.0001	-.0073	-.0001	.6623	.0005	.0006

Int. Std.	Y_3600	Y_3710	Y_2243	In2306
Avg	**101350.**	**13310.**	**1923.4**	**6332.1**
Stddev	235.	48.	1.8	3.8
%RSD	.23188	.36173	.09440	.06025
#1	101190.	13276.	1922.1	6334.8
#2	101520.	13344.	1924.7	6329.4

Zoom In Zoom Out

Sample Name: jb70041-6f Acquired: 6/26/2014 23:36:00 Type: Unk
Method: Accutest1(v206) Mode: CONC Corr. Factor: 1.000000
User: admin Custom ID1: Custom ID2: Custom ID3:
Comment: water 8th

Elem	Ba4554	Be3130	Cd2288	Co2286	Cr2677	Cu3247	Mn2576	Ni2316	Ag3280
Avg	**.1191**	**.0000**	**.0008**	**.0008**	**.0009**	**.0011**	**1.663**	**.0012**	**.0001**
Stddev	.0004	.0000	.0001	.0001	.0000	.0001	.006	.0003	.0001
%RSD	.3698	22.31	17.48	10.41	3.641	12.34	.3468	23.85	72.30
#1	.1188	.0000	.0009	.0008	.0009	.0010	1.667	.0010	.0002
#2	.1194	.0000	.0007	.0007	.0009	.0012	1.659	.0014	.0001

Elem	V_2924	Zn2062	As1890	Tl1908	Pb2203	Se1960	Sb2068	Al3961	Ca3179
Avg	**.0005**	**.0055**	**.0029**	**-.0010**	**.0005**	**-.0021**	**-.0010**	**-.0174**	**70.66**
Stddev	.0000	.0000	.0005	.0009	.0001	.0011	.0000	.0048	.00
%RSD	3.154	.4376	19.03	89.19	11.60	54.71	1.129	27.31	.0000
#1	.0005	.0055	.0033	-.0004	.0004	-.0029	-.0010	-.0208	70.66
#2	.0005	.0055	.0025	-.0016	.0005	-.0013	-.0010	-.0141	70.66

Elem	Fe2599	Mg2790	K_7664	Na5895	B_2089	Mo2020	Pd3404	Si2124	Sn1899
Avg	**3.205**	**21.68**	**6.352**	**33.88**	**.0908**	**.0001**	**-.0018**	**3.176**	**.0038**
Stddev	.012	.10	.037	.11	.0008	.0001	.0000	.006	.0005
%RSD	.3586	.4648	.5769	.3099	.8841	98.22	1.293	.1914	14.41
#1	3.213	21.60	6.326	33.80	.0903	.0001	-.0018	3.171	.0034
#2	3.197	21.75	6.378	33.95	.0914	.0000	-.0018	3.180	.0042

Elem	Sr4077	Ti3349	W_2079	Zr3391	S_1820	Bi2230	Li6707
Avg	**.3932**	**.0006**	**-.0082**	**.0002**	**7.840**	**.0006**	**.0007**
Stddev	.0003	.0000	.0003	.0000	.006	.0000	.0007
%RSD	.0776	1.202	3.709	9.369	.0731	.1243	89.89
#1	.3929	.0006	-.0080	.0002	7.836	.0006	.0003
#2	.3934	.0006	-.0085	.0002	7.844	.0006	.0012

Int. Std.	Y_3600	Y_3710	Y_2243	In2306
Avg	**98812.**	**13178.**	**1880.6**	**6148.3**
Stddev	451.	32.	.8	6.4
%RSD	.45682	.23996	.04327	.10401
#1	98493.	13200.	1881.2	6143.8
#2	99131.	13155.	1880.0	6152.8

Zoom In Zoom Out

Sample Name: jb70041-7f Acquired: 6/26/2014 23:42:13 Type: Unk
Method: Accutest1(v206) Mode: CONC Corr. Factor: 1.000000
User: admin Custom ID1: Custom ID2: Custom ID3:
Comment: water 8th

Elem	Ba4554	Be3130	Cd2288	Co2286	Cr2677	Cu3247	Mn2576	Ni2316	Ag3280
Avg	**.0218**	**.0000**	**.0004**	**.0004**	**.0011**	**.0012**	**.0004**	**.0004**	**.0001**
Stddev	.0002	.0000	.0002	.0000	.0003	.0001	.0000	.0002	.0003
%RSD	.8071	37.19	58.61	6.415	31.38	8.192	1.757	42.40	427.2
#1	.0219	.0000	.0005	.0004	.0009	.0013	.0004	.0006	-.0001
#2	.0217	.0000	.0002	.0004	.0014	.0011	.0004	.0003	.0003

Elem	V_2924	Zn2062	As1890	Tl1908	Pb2203	Se1960	Sb2068	Al3961	Ca3179
Avg	**-.0004**	**.0010**	**.0004**	**.0005**	**.0019**	**.0005**	**.0002**	**-.0058**	**44.05**
Stddev	.0001	.0000	.0001	.0026	.0006	.0019	.0000	.0000	.06
%RSD	19.61	1.380	29.13	493.7	30.44	397.2	3.581	.2486	.1418
#1	-.0005	.0010	.0005	-.0013	.0023	.0019	.0003	-.0057	44.00
#2	-.0003	.0011	.0004	.0023	.0015	-.0009	.0002	-.0058	44.09

Elem	Fe2599	Mg2790	K_7664	Na5895	B_2089	Mo2020	Pd3404	Si2124	Sn1899
Avg	**.0162**	**12.25**	**4.092**	**3.559**	**.0104**	**.0031**	**-.0006**	**2.822**	**.0040**
Stddev	.0002	.01	.011	.011	.0004	.0001	.0007	.008	.0002
%RSD	1.395	.0643	.2758	.3042	3.982	2.364	109.3	.2775	3.843
#1	.0164	12.24	4.100	3.567	.0101	.0031	-.0011	2.816	.0039
#2	.0160	12.25	4.084	3.552	.0107	.0030	-.0001	2.827	.0041

Elem	Sr4077	Ti3349	W_2079	Zr3391	S_1820	Bi2230	Li6707
Avg	**.2873**	**.0002**	**-.0083**	**.0009**	**13.12**	**.0006**	**.0002**
Stddev	.0003	.0000	.0001	.0000	.00	.0002	.0003
%RSD	.1215	1.445	1.746	.8292	.0180	33.36	146.0
#1	.2870	.0002	-.0084	.0009	13.12	.0004	.0005
#2	.2875	.0002	-.0082	.0009	13.11	.0007	.0000

Int. Std.	Y_3600	Y_3710	Y_2243	In2306
Avg	**101970.**	**13255.**	**1906.2**	**6405.6**
Stddev	20.	12.	3.0	2.9
%RSD	.01960	.09367	.15786	.04469
#1	101950.	13246.	1908.3	6407.6
#2	101980.	13264.	1904.0	6403.6

Zoom In Zoom Out

Sample Name: ccv Acquired: 6/26/2014 23:48:30 Type: QC
Method: Accutest1(v206) Mode: CONC Corr. Factor: 1.000000
User: admin Custom ID1: Custom ID2: Custom ID3:
Comment: 6

Elem	Ba4554	Be3130	Cd2288	Co2286	Cr2677	Cu3247	Mn2576	Ni2316	Ag3280
Units	ppm	ppm	ppm	ppm	ppm	ppm	ppm	ppm	ppm
Avg	**1.988**	**2.014**	**2.018**	**2.020**	**2.006**	**1.920**	**2.026**	**2.036**	**.2422**
Stddev	.003	.003	.001	.000	.008	.000	.009	.000	.0003
%RSD	.1408	.1284	.0312	.0142	.4000	.0153	.4690	.0026	.1097
#1	1.986	2.016	2.017	2.020	2.012	1.919	2.033	2.036	.2424
#2	1.990	2.012	2.018	2.019	2.000	1.920	2.020	2.036	.2421
Check ?	Chk Pass	Chk Pass	Chk Pass	Chk Pass	Chk Pass	Chk Pass	Chk Pass	Chk Pass	Chk Pass
Value									
Range									

Elem	V_2924	Zn2062	As1890	Tl1908	Pb2203	Se1960	Sb2068	Al3961	Ca3179
Units	ppm	ppm	ppm	ppm	ppm	ppm	ppm	ppm	ppm
Avg	**1.977**	**2.068**	**1.977**	**2.135**	**2.031**	**1.979**	**1.967**	**39.58**	**40.76**
Stddev	.011	.002	.002	.004	.002	.003	.001	.02	.09
%RSD	.5685	.1103	.0960	.1904	.0813	.1432	.0576	.0553	.2314
#1	1.984	2.069	1.979	2.138	2.032	1.981	1.966	39.56	40.83
#2	1.969	2.066	1.976	2.132	2.029	1.977	1.968	39.59	40.70
Check ?	Chk Pass	Chk Pass	Chk Pass	Chk Pass	Chk Pass	Chk Pass	Chk Pass	Chk Pass	Chk Pass
Value									
Range									

Elem	Fe2599	Mg2790	K_7664	Na5895	B_2089	Mo2020	Pd3404	Si2124	Sn1899
Units	ppm	ppm	ppm	ppm	ppm	ppm	ppm	ppm	ppm
Avg	**39.97**	**39.69**	**40.72**	**39.53**	**2.013**	**2.005**	**1.938**	**5.004**	**2.056**
Stddev	.03	.07	.04	.03	.002	.000	.000	.003	.003
%RSD	.0805	.1647	.0884	.0680	.1024	.0048	.0120	.0514	.1538
#1	40.00	39.74	40.69	39.51	2.011	2.005	1.938	5.005	2.058
#2	39.95	39.64	40.74	39.55	2.014	2.005	1.938	5.002	2.054
Check ?	Chk Pass	Chk Pass	Chk Pass	Chk Pass	Chk Pass	Chk Pass	Chk Pass	Chk Pass	Chk Pass
Value									
Range									

Zoom In Zoom Out

Sample Name: ccv Acquired: 6/26/2014 23:48:30 Type: QC
Method: Accutest1(v206) Mode: CONC Corr. Factor: 1.000000
User: admin Custom ID1: Custom ID2: Custom ID3:
Comment: 6

Elem	Sr4077	Ti3349	W_2079	Zr3391	S_1820	Bi2230	Li6707
Units	ppm	ppm	ppm	ppm	ppm	ppm	ppm
Avg	**2.033**	**1.986**	**1.890**	**1.980**	**1.941**	**1.977**	**2.012**
Stddev	.001	.003	.008	.002	.010	.000	.001
%RSD	.0463	.1642	.4372	.0774	.5022	.0121	.0414
#1	2.032	1.989	1.884	1.981	1.948	1.977	2.011
#2	2.034	1.984	1.896	1.979	1.934	1.977	2.012
Check ?	Chk Pass	Chk Pass	Chk Pass	Chk Pass	Chk Pass	Chk Pass	Chk Pass
Value							
Range							

Int. Std.	Y_3600	Y_3710	Y_2243	In2306
Units	Cts/S	Cts/S	Cts/S	Cts/S
Avg	**99069.**	**13173.**	**1907.8**	**6087.5**
Stddev	133.	23.	.7	4.2
%RSD	.13453	.17148	.03756	.06907
#1	98975.	13157.	1907.3	6090.4
#2	99164.	13189.	1908.4	6084.5

Zoom In Zoom Out

Sample Name: ccb Acquired: 6/26/2014 23:54:32 Type: QC
Method: Accutest1(v206) Mode: CONC Corr. Factor: 1.000000
User: admin Custom ID1: Custom ID2: Custom ID3:
Comment:

Elem	Ba4554	Be3130	Cd2288	Co2286	Cr2677	Cu3247	Mn2576	Ni2316	Ag3280
Units	ppm	ppm	ppm	ppm	ppm	ppm	ppm	ppm	ppm
Avg	**.0002**	**.0000**	**.0002**	**.0001**	**.0002**	**-.0002**	**.0001**	**.0000**	**.0000**
Stddev	.0000	.0000	.0000	.0002	.0002	.0000	.0000	.0001	.0001
%RSD	3.207	18.59	15.80	221.2	70.95	1.405	33.78	1217.	244.1
#1	.0002	.0000	.0002	.0002	.0001	-.0002	.0001	.0001	.0001
#2	.0002	.0000	.0003	.0000	.0004	-.0002	.0001	-.0001	.0000
Check ?	Chk Pass	Chk Pass	Chk Pass	Chk Pass	Chk Pass	Chk Pass	Chk Pass	Chk Pass	Chk Pass
High Limit									
Low Limit									

Elem	V_2924	Zn2062	As1890	Tl1908	Pb2203	Se1960	Sb2068	Al3961	Ca3179
Units	ppm	ppm	ppm	ppm	ppm	ppm	ppm	ppm	ppm
Avg	**-.0001**	**.0001**	**.0003**	**.0015**	**-.0003**	**-.0002**	**.0007**	**.0012**	**.0011**
Stddev	.0000	.0001	.0003	.0001	.0002	.0004	.0002	.0011	.0004
%RSD	40.86	134.3	94.45	5.519	77.06	217.7	32.28	95.77	36.91
#1	-.0001	.0000	.0001	.0016	-.0004	-.0005	.0008	.0020	.0014
#2	.0000	.0001	.0005	.0015	-.0001	.0001	.0005	.0004	.0008
Check ?	Chk Pass	Chk Pass	Chk Pass	Chk Pass	Chk Pass	Chk Pass	Chk Pass	Chk Pass	Chk Pass
High Limit									
Low Limit									

Elem	Fe2599	Mg2790	K_7664	Na5895	B_2089	Mo2020	Pd3404	Si2124	Sn1899
Units	ppm	ppm	ppm	ppm	ppm	ppm	ppm	ppm	ppm
Avg	**.0040**	**-.0063**	**.0023**	**-.0061**	**.0009**	**.0011**	**.0008**	**.0010**	**.0010**
Stddev	.0003	.0018	.0039	.0041	.0005	.0004	.0010	.0002	.0000
%RSD	7.036	29.35	168.3	67.10	55.86	39.81	125.4	14.59	3.535
#1	.0042	-.0050	.0051	-.0032	.0013	.0014	.0001	.0011	.0011
#2	.0038	-.0076	-.0004	-.0091	.0006	.0008	.0015	.0009	.0010
Check ?	Chk Pass	Chk Pass	Chk Pass	Chk Pass	Chk Pass	Chk Pass	Chk Pass	Chk Pass	Chk Pass
High Limit									
Low Limit									

Zoom In Zoom Out

Sample Name: ccb Acquired: 6/26/2014 23:54:32 Type: QC
Method: Accutest1(v206) Mode: CONC Corr. Factor: 1.000000
User: admin Custom ID1: Custom ID2: Custom ID3:
Comment:

Elem	Sr4077	Ti3349	W_2079	Zr3391	S_1820	Bi2230	Li6707
Units	ppm	ppm	ppm	ppm	ppm	ppm	ppm
Avg	**.0001**	**.0002**	**.0000**	**.0002**	**-.0008**	**.0001**	**.0002**
Stddev	.0000	.0002	.000	.0001	.0002	.0004	.0002
%RSD	2.766	95.62	937.1	47.15	21.34	437.7	131.3
#1	.0001	.0001	.0002	.0003	-.0006	.0004	.0004
#2	.0001	.0003	-.0003	.0001	-.0009	-.0002	.0000
Check ?	Chk Pass	Chk Pass	Chk Pass	Chk Pass	Chk Pass	Chk Pass	Chk Pass
High Limit							
Low Limit							

Int. Std.	Y_3600	Y_3710	Y_2243	In2306
Units	Cts/S	Cts/S	Cts/S	Cts/S
Avg	**104300.**	**13337.**	**2009.1**	**6791.2**
Stddev	39.	9.	1.3	2.9
%RSD	.03723	.06829	.06374	.04245
#1	104270.	13343.	2008.2	6789.1
#2	104330.	13331.	2010.0	6793.2

Zoom In Zoom Out

Sample Name: jb70041-8f Acquired: 6/27/2014 0:00:52 Type: Unk
Method: Accutest1(v206) Mode: CONC Corr. Factor: 1.000000
User: admin Custom ID1: Custom ID2: Custom ID3:
Comment: water 8th

Elem	Ba4554	Be3130	Cd2288	Co2286	Cr2677	Cu3247	Mn2576	Ni2316	Ag3280
Avg	**.0496**	**-.0001**	**.0006**	**.0030**	**.0006**	**.0000**	**3.705**	**.0023**	**.0002**
Stddev	.0005	.0000	.0000	.0001	.0002	.0003	.269	.0001	.0001
%RSD	.9946	1.323	4.257	2.462	35.84	707.8	7.264	2.515	44.08
#1	.0500	-.0001	.0006	.0030	.0005	-.0002	3.514	.0023	.0003
#2	.0493	-.0001	.0006	.0031	.0008	.0003	3.895	.0024	.0002

Elem	V_2924	Zn2062	As1890	Tl1908	Pb2203	Se1960	Sb2068	Al3961	Ca3179
Avg	**.0020**	**.0069**	**.0037**	**-.0004**	**.0010**	**.0019**	**.0003**	**-.0056**	**24.21**
Stddev	.0003	.0000	.0007	.0009	.0000	.0005	.0002	.0025	.38
%RSD	13.91	.1055	18.91	202.4	2.380	28.15	55.67	44.80	1.554
#1	.0018	.0069	.0032	.0002	.0010	.0015	.0004	-.0074	24.48
#2	.0022	.0069	.0042	-.0011	.0011	.0023	.0002	-.0038	23.95

Elem	Fe2599	Mg2790	K_7664	Na5895	B_2089	Mo2020	Pd3404	Si2124	Sn1899
Avg	**6.252**	**9.990**	**2.668**	**8.304**	**.0887**	**.0004**	**-.0018**	**4.361**	**.0025**
Stddev	.090	.139	.037	.118	.0003	.0002	.0004	.010	.0001
%RSD	1.440	1.396	1.398	1.417	.3251	55.54	20.65	.2387	2.940
#1	6.315	10.09	2.694	8.387	.0885	.0005	-.0015	4.354	.0025
#2	6.188	9.891	2.642	8.220	.0889	.0002	-.0021	4.368	.0026

Elem	Sr4077	Ti3349	W_2079	Zr3391	S_1820	Bi2230	Li6707
Avg	**.1273**	**.0004**	**-.0012**	**.0013**	**11.82**	**.0004**	**.0000**
Stddev	.0014	.0003	.0000	.0000	.01	.0003	.000
%RSD	1.077	65.29	3.882	3.340	.1072	70.79	1697.
#1	.1282	.0006	-.0012	.0013	11.81	.0002	-.0002
#2	.1263	.0002	-.0012	.0014	11.83	.0006	.0001

Int. Std.	Y_3600	Y_3710	Y_2243	In2306
Avg	**107320.**	**13425.**	**1928.7**	**6475.6**
Stddev	6596.	225.	5.3	5.0
%RSD	6.1461	1.6750	.27679	.07797
#1	111990.	13266.	1932.5	6479.2
#2	102660.	13584.	1925.0	6472.1

Zoom In Zoom Out

Sample Name: jb70057-2 Acquired: 6/27/2014 0:07:06 Type: Unk
Method: Accutest1(v206) Mode: CONC Corr. Factor: 1.000000
User: admin Custom ID1: Custom ID2: Custom ID3:
Comment: water 8th

Elem	Ba4554	Be3130	Cd2288	Co2286	Cr2677	Cu3247	Mn2576	Ni2316	Ag3280
Avg	**.3281**	**.0001**	**.0006**	**.0001**	**.0014**	**.0021**	**.9276**	**.0023**	**.0001**
Stddev	.0010	.0000	.0001	.0000	.0003	.0001	.0016	.0004	.0002
%RSD	.2942	1.442	16.95	31.09	22.15	5.418	.1724	17.75	164.0
#1	.3274	.0001	.0006	.0001	.0012	.0020	.9287	.0020	.0000
#2	.3288	.0001	.0007	.0001	.0016	.0021	.9264	.0026	.0003

Elem	V_2924	Zn2062	As1890	Tl1908	Pb2203	Se1960	Sb2068	Al3961	Ca3179
Avg	**.0015**	**.0227**	**.0022**	**-.0019**	**.0063**	**.0081**	**-.0016**	**-.0506**	**175.3**
Stddev	.0001	.0002	.0002	.0004	.0004	.0017	.0008	.0024	.3
%RSD	4.959	.9334	8.925	23.15	5.743	20.97	54.79	4.798	.1641
#1	.0015	.0229	.0021	-.0016	.0066	.0093	-.0009	-.0489	175.1
#2	.0014	.0226	.0024	-.0022	.0061	.0069	-.0022	-.0523	175.5

Elem	Fe2599	Mg2790	K_7664	Na5895	B_2089	Mo2020	Pd3404	Si2124	Sn1899
Avg	**.0146**	**94.33**	**9.367**	**99.43**	**.4440**	**.0021**	**-.0028**	**25.26**	**.0049**
Stddev	.0021	.10	.007	.20	.0002	.0001	.0005	.01	.0007
%RSD	14.05	.1095	.0754	.2027	.0394	2.654	16.94	.0294	14.06
#1	.0161	94.25	9.372	99.29	.4442	.0021	-.0031	25.25	.0054
#2	.0132	94.40	9.362	99.57	.4439	.0021	-.0024	25.26	.0044

Elem	Sr4077	Ti3349	W_2079	Zr3391	S_1820	Bi2230	Li6707
Avg	**.5806**	**.0011**	**-.0054**	**.0000**	**23.04**	**.0000**	**.0248**
Stddev	.0024	.0002	.0002	.0001	.05	.0015	.0002
%RSD	.4203	16.68	4.371	1157.	.2105	4016.	.7082
#1	.5788	.0012	-.0052	.0000	23.01	-.0011	.0249
#2	.5823	.0009	-.0055	.0001	23.07	.0011	.0246

Int. Std.	Y_3600	Y_3710	Y_2243	In2306
Avg	**95342.**	**12971.**	**1791.0**	**5707.6**
Stddev	148.	15.	.4	5.3
%RSD	.15471	.11848	.02183	.09335
#1	95447.	12961.	1791.3	5711.4
#2	95238.	12982.	1790.7	5703.8

Zoom In Zoom Out

Sample Name: jb70089-1 Acquired: 6/27/2014 0:13:18 Type: Unk
Method: Accutest1(v206) Mode: CONC Corr. Factor: 1.000000
User: admin Custom ID1: Custom ID2: Custom ID3:
Comment: water 8th

Elem	Ba4554	Be3130	Cd2288	Co2286	Cr2677	Cu3247	Mn2576	Ni2316	Ag3280
Avg	**.0461**	**.0000**	**.0005**	**.0005**	**.0018**	**.0036**	**.0077**	**.0011**	**.0001**
Stddev	.0001	.000	.0001	.0001	.0002	.0000	.0000	.0002	.0001
%RSD	.2892	211.5	29.53	14.85	10.53	1.355	.1494	15.96	69.41
#1	.0462	.0000	.0004	.0006	.0019	.0037	.0076	.0010	.0001
#2	.0460	.0000	.0006	.0005	.0016	.0036	.0077	.0013	.0002

Elem	V_2924	Zn2062	As1890	Tl1908	Pb2203	Se1960	Sb2068	Al3961	Ca3179
Avg	**.0011**	**.0149**	**.0007**	**.0002**	**.0022**	**.0013**	**-.0003**	**.6752**	**34.88**
Stddev	.0001	.0000	.0004	.0006	.0007	.0013	.0001	.0037	.19
%RSD	11.60	.1516	59.51	395.5	33.63	101.7	25.87	.5467	.5440
#1	.0012	.0149	.0004	.0006	.0027	.0022	-.0004	.6726	35.01
#2	.0010	.0149	.0010	-.0003	.0017	.0004	-.0003	.6778	34.74

Elem	Fe2599	Mg2790	K_7664	Na5895	B_2089	Mo2020	Pd3404	Si2124	Sn1899
Avg	**.5015**	**10.25**	**1.458**	**4.764**	**.0439**	**.0012**	**-.0012**	**2.400**	**.0050**
Stddev	.0047	.10	.006	.001	.0004	.0001	.0006	.002	.0003
%RSD	.9273	1.017	.4066	.0275	.8548	4.210	51.06	.0637	6.781
#1	.5048	10.33	1.454	4.763	.0442	.0012	-.0016	2.402	.0048
#2	.4983	10.18	1.462	4.765	.0437	.0012	-.0007	2.399	.0053

Elem	Sr4077	Ti3349	W_2079	Zr3391	S_1820	Bi2230	Li6707
Avg	**.1631**	**.0364**	**-.0070**	**.0021**	**15.72**	**.0006**	**.0026**
Stddev	.0001	.0005	.0005	.0000	.01	.0002	.0007
%RSD	.0444	1.493	7.369	.2777	.0847	27.48	24.91
#1	.1632	.0360	-.0073	.0021	15.71	.0005	.0022
#2	.1631	.0368	-.0066	.0021	15.73	.0008	.0031

Int. Std.	Y_3600	Y_3710	Y_2243	In2306
Avg	**102330.**	**13208.**	**1934.4**	**6453.0**
Stddev	6.	69.	2.9	4.6
%RSD	.00602	.52306	.15149	.07065
#1	102320.	13159.	1932.3	6449.7
#2	102330.	13257.	1936.5	6456.2

Zoom In Zoom Out

Sample Name: jb70128-8 Acquired: 6/27/2014 0:19:31 Type: Unk
Method: Accutest1(v206) Mode: CONC Corr. Factor: 1.000000
User: admin Custom ID1: Custom ID2: Custom ID3:
Comment: water 8th

Elem	Ba4554	Be3130	Cd2288	Co2286	Cr2677	Cu3247	Mn2576	Ni2316	Ag3280
Avg	**.0006**	**-.0001**	**.0003**	**-.0001**	**.0009**	**.0001**	**.0006**	**.0005**	**.0000**
Stddev	.0001	.0000	.0000	.0001	.0003	.0003	.0000	.0001	.000
%RSD	23.26	87.66	15.09	66.55	30.85	262.2	4.145	14.33	1685.
#1	.0007	-.0001	.0002	-.0002	.0011	.0003	.0006	.0005	.0001
#2	.0005	.0000	.0003	-.0001	.0007	-.0001	.0005	.0006	-.0001

Elem	V_2924	Zn2062	As1890	Tl1908	Pb2203	Se1960	Sb2068	Al3961	Ca3179
Avg	**-.0001**	**.0030**	**-.0001**	**-.0002**	**-.0004**	**.0020**	**.0004**	**-.0004**	**.1453**
Stddev	.0003	.0001	.0003	.0009	.0007	.0011	.0000	.0032	.0014
%RSD	190.1	2.117	198.5	436.4	181.1	52.27	4.690	723.6	.9971
#1	-.0003	.0030	-.0003	.0004	.0001	.0013	.0004	.0018	.1463
#2	.0000	.0029	.0001	-.0009	-.0009	.0028	.0004	-.0027	.1443

Elem	Fe2599	Mg2790	K_7664	Na5895	B_2089	Mo2020	Pd3404	Si2124	Sn1899
Avg	**.0115**	**.0723**	**.0095**	**.4556**	**.0026**	**-.0006**	**-.0001**	**.2689**	**.0022**
Stddev	.0009	.0078	.0030	.0001	.0003	.0001	.0001	.0004	.0007
%RSD	7.806	10.84	32.01	.0266	11.53	24.04	115.2	.1343	32.25
#1	.0121	.0668	.0116	.4555	.0028	-.0007	.0000	.2691	.0027
#2	.0108	.0778	.0073	.4557	.0023	-.0005	-.0001	.2686	.0017

Elem	Sr4077	Ti3349	W_2079	Zr3391	S_1820	Bi2230	Li6707
Avg	**.0002**	**.0006**	**-.0065**	**.0000**	**.0059**	**.0002**	**.0003**
Stddev	.0001	.0002	.0005	.0001	.0020	.0003	.0005
%RSD	50.45	26.63	7.707	306.7	34.55	181.8	141.8
#1	.0003	.0007	-.0062	.0001	.0073	.0000	.0007
#2	.0001	.0005	-.0069	.0000	.0045	.0004	.0000

Int. Std.	Y_3600	Y_3710	Y_2243	In2306
Avg	**105290.**	**13282.**	**1989.3**	**6778.0**
Stddev	179.	60.	.6	8.9
%RSD	.16980	.44841	.03097	.13120
#1	105420.	13240.	1988.8	6771.7
#2	105160.	13324.	1989.7	6784.3

Zoom In Zoom Out

Sample Name: jb70128-14 Acquired: 6/27/2014 0:25:46 Type: Unk
Method: Accutest1(v206) Mode: CONC Corr. Factor: 1.000000
User: admin Custom ID1: Custom ID2: Custom ID3:
Comment: water 8th

Elem	Ba4554	Be3130	Cd2288	Co2286	Cr2677	Cu3247	Mn2576	Ni2316	Ag3280
Avg	**.0003**	**-.0001**	**.0002**	**-.0001**	**.0002**	**.0000**	**.0003**	**.0002**	**.0002**
Stddev	.0001	.0000	.0002	.0001	.0001	.0001	.0000	.0001	.0001
%RSD	39.18	34.82	108.9	130.9	29.36	1167.	9.841	67.39	47.19
#1	.0002	-.0001	.0000	-.0002	.0003	.0001	.0002	.0002	.0001
#2	.0004	.0000	.0004	.0000	.0002	-.0001	.0003	.0001	.0002

Elem	V_2924	Zn2062	As1890	Tl1908	Pb2203	Se1960	Sb2068	Al3961	Ca3179
Avg	**-.0003**	**.0012**	**-.0006**	**.0003**	**-.0009**	**.0015**	**.0003**	**-.0023**	**.0769**
Stddev	.0002	.0001	.0011	.0001	.0001	.0003	.0000	.0004	.0011
%RSD	65.00	5.541	198.4	25.79	12.87	20.27	7.365	15.79	1.474
#1	-.0004	.0012	-.0014	.0003	-.0008	.0017	.0002	-.0021	.0761
#2	-.0001	.0011	.0002	.0002	-.0010	.0013	.0003	-.0026	.0777

Elem	Fe2599	Mg2790	K_7664	Na5895	B_2089	Mo2020	Pd3404	Si2124	Sn1899
Avg	**.0026**	**-.0066**	**-.0206**	**.3012**	**.0009**	**-.0005**	**-.0002**	**.1202**	**.0018**
Stddev	.0009	.0101	.0274	.0025	.0000	.0000	.0004	.0007	.0010
%RSD	35.04	152.8	133.2	.8439	.2138	2.048	218.1	.5757	54.39
#1	.0020	.0005	-.0400	.3030	.0009	-.0005	.0001	.1207	.0011
#2	.0032	-.0137	-.0012	.2994	.0009	-.0005	-.0005	.1197	.0024

Elem	Sr4077	Ti3349	W_2079	Zr3391	S_1820	Bi2230	Li6707
Avg	**.0001**	**-.0001**	**-.0081**	**-.0003**	**.0037**	**.0000**	**-.0003**
Stddev	.0001	.0002	.0005	.0000	.0012	.000	.0000
%RSD	42.44	176.4	6.215	.7972	31.17	320.0	5.913
#1	.0001	.0000	-.0077	-.0003	.0029	-.0001	-.0003
#2	.0002	-.0002	-.0084	-.0003	.0045	.0001	-.0003

Int. Std.	Y_3600	Y_3710	Y_2243	In2306
Avg	**104950.**	**13272.**	**1993.9**	**6770.6**
Stddev	240.	78.	3.2	4.0
%RSD	.22880	.58948	.16128	.05853
#1	104780.	13328.	1991.7	6767.8
#2	105120.	13217.	1996.2	6773.4

Zoom In Zoom Out

Sample Name: jb70163-2 Acquired: 6/27/2014 0:32:02 Type: Unk
Method: Accutest1(v206) Mode: CONC Corr. Factor: 1.000000
User: admin Custom ID1: Custom ID2: Custom ID3:
Comment: water 8th

Elem	Ba4554	Be3130	Cd2288	Co2286	Cr2677	Cu3247	Mn2576	Ni2316	Ag3280
Avg	**.0267**	**.0000**	**.0004**	**.0007**	**.0015**	**.0017**	**.4203**	**.0071**	**.0002**
Stddev	.0001	.0000	.0000	.0002	.0003	.0002	.0007	.0001	.0000
%RSD	.4891	243.4	4.110	35.17	19.18	12.68	.1661	1.132	7.017
#1	.0266	.0000	.0004	.0005	.0013	.0018	.4208	.0072	.0002
#2	.0268	.0000	.0004	.0008	.0017	.0015	.4198	.0071	.0003

Elem	V_2924	Zn2062	As1890	Tl1908	Pb2203	Se1960	Sb2068	Al3961	Ca3179
Avg	**.0000**	**.1034**	**.0004**	**-.0003**	**.0012**	**.0022**	**.0004**	**.1808**	**13.61**
Stddev	.000	.0003	.0003	.0020	.0005	.0000	.0003	.0060	.02
%RSD	5492.	.3022	69.38	581.7	44.41	.3568	72.11	3.324	.1232
#1	-.0003	.1032	.0002	-.0017	.0016	.0022	.0006	.1850	13.60
#2	.0003	.1036	.0006	.0011	.0008	.0022	.0002	.1765	13.63

Elem	Fe2599	Mg2790	K_7664	Na5895	B_2089	Mo2020	Pd3404	Si2124	Sn1899
Avg	**4.505**	**3.748**	**1.589**	**23.45**	**.0970**	**-.0004**	**-.0013**	**4.591**	**.0020**
Stddev	.002	.003	.002	.02	.0012	.0000	.0002	.005	.0004
%RSD	.0466	.0905	.1257	.0787	1.233	3.904	16.94	.0999	17.91
#1	4.504	3.746	1.588	23.44	.0962	-.0004	-.0012	4.588	.0018
#2	4.507	3.751	1.591	23.46	.0979	-.0004	-.0015	4.594	.0023

Elem	Sr4077	Ti3349	W_2079	Zr3391	S_1820	Bi2230	Li6707
Avg	**.0691**	**.0005**	**-.0079**	**.0023**	**25.97**	**.0001**	**.0024**
Stddev	.0002	.0001	.0000	.0001	.03	.0010	.0005
%RSD	.2282	13.34	.5824	3.747	.1126	726.3	21.26
#1	.0692	.0006	-.0079	.0022	25.99	.0009	.0028
#2	.0690	.0005	-.0079	.0023	25.95	-.0006	.0021

Int. Std.	Y_3600	Y_3710	Y_2243	In2306
Avg	**102580.**	**13366.**	**1950.2**	**6498.5**
Stddev	11.	20.	.9	.7
%RSD	.01121	.14735	.04707	.01125
#1	102580.	13352.	1950.8	6497.9
#2	102570.	13380.	1949.5	6499.0

Zoom In Zoom Out

Sample Name: jb70163-3 Acquired: 6/27/2014 0:38:14 Type: Unk
Method: Accutest1(v206) Mode: CONC Corr. Factor: 1.000000
User: admin Custom ID1: Custom ID2: Custom ID3:
Comment: water 8th

Elem	Ba4554	Be3130	Cd2288	Co2286	Cr2677	Cu3247	Mn2576	Ni2316	Ag3280
Avg	**.0265**	**.0000**	**.0005**	**.0006**	**.0015**	**.0020**	**.4126**	**.0070**	**-.0001**
Stddev	.0001	.0000	.0001	.0003	.0002	.0000	.0008	.0000	.0001
%RSD	.4624	77.19	21.29	55.76	13.65	1.384	.1955	.1814	83.31
#1	.0266	.0000	.0004	.0003	.0017	.0020	.4131	.0070	-.0001
#2	.0264	.0001	.0005	.0008	.0014	.0020	.4120	.0070	-.0002

Elem	V_2924	Zn2062	As1890	Tl1908	Pb2203	Se1960	Sb2068	Al3961	Ca3179
Avg	**.0001**	**.1041**	**.0003**	**-.0011**	**.0012**	**.0010**	**.0007**	**.2271**	**13.57**
Stddev	.0001	.0005	.0000	.0008	.0003	.0005	.0011	.0009	.05
%RSD	91.57	.4744	8.083	71.62	27.10	48.36	150.1	.3745	.3960
#1	.0002	.1045	.0002	-.0017	.0014	.0014	.0000	.2265	13.53
#2	.0000	.1038	.0003	-.0005	.0010	.0007	.0015	.2277	13.60

Elem	Fe2599	Mg2790	K_7664	Na5895	B_2089	Mo2020	Pd3404	Si2124	Sn1899
Avg	**4.526**	**3.702**	**1.608**	**23.08**	**.0974**	**-.0004**	**-.0008**	**4.593**	**.0031**
Stddev	.031	.002	.018	.03	.0001	.0000	.0001	.004	.0004
%RSD	.6842	.0506	1.122	.1187	.1403	5.406	12.77	.0883	13.25
#1	4.504	3.700	1.621	23.10	.0973	-.0004	-.0008	4.596	.0034
#2	4.548	3.703	1.595	23.06	.0975	-.0004	-.0007	4.590	.0029

Elem	Sr4077	Ti3349	W_2079	Zr3391	S_1820	Bi2230	Li6707
Avg	**.0686**	**.0046**	**-.0090**	**.0022**	**25.32**	**-.0001**	**.0025**
Stddev	.0001	.0001	.0003	.0002	.05	.0000	.0006
%RSD	.1381	2.784	3.270	11.09	.1960	17.52	22.55
#1	.0685	.0046	-.0088	.0020	25.35	-.0001	.0021
#2	.0686	.0045	-.0092	.0024	25.28	-.0001	.0028

Int. Std.	Y_3600	Y_3710	Y_2243	In2306
Avg	**103570.**	**13332.**	**1959.6**	**6540.5**
Stddev	68.	49.	2.2	9.1
%RSD	.06589	.36699	.11202	.13902
#1	103520.	13366.	1958.1	6534.0
#2	103610.	13297.	1961.2	6546.9

Zoom In Zoom Out

Sample Name: jb70163-4 Acquired: 6/27/2014 0:44:26 Type: Unk
Method: Accutest1(v206) Mode: CONC Corr. Factor: 1.000000
User: admin Custom ID1: Custom ID2: Custom ID3:
Comment: water 8th

Elem	Ba4554	Be3130	Cd2288	Co2286	Cr2677	Cu3247	Mn2576	Ni2316	Ag3280
Avg	**.0268**	**.0000**	**.0004**	**.0007**	**.0014**	**.0016**	**.4203**	**.0072**	**.0002**
Stddev	.0001	.000	.0002	.0000	.0001	.0001	.0026	.0002	.0001
%RSD	.2663	91.76	49.78	6.877	3.994	9.470	.6213	2.704	42.91
#1	.0267	.0000	.0005	.0007	.0013	.0015	.4222	.0070	.0001
#2	.0268	.0000	.0002	.0007	.0014	.0017	.4185	.0073	.0003

Elem	V_2924	Zn2062	As1890	Tl1908	Pb2203	Se1960	Sb2068	Al3961	Ca3179
Avg	**.0000**	**.1045**	**.0009**	**-.0007**	**.0009**	**.0028**	**-.0003**	**.1872**	**13.91**
Stddev	.0001	.0002	.0006	.0005	.0001	.0011	.0001	.0047	.04
%RSD	273.6	.2240	63.40	77.44	14.64	40.38	20.59	2.502	.3219
#1	.0000	.1046	.0005	-.0011	.0008	.0020	-.0003	.1839	13.94
#2	.0001	.1043	.0013	-.0003	.0010	.0036	-.0003	.1905	13.88

Elem	Fe2599	Mg2790	K_7664	Na5895	B_2089	Mo2020	Pd3404	Si2124	Sn1899
Avg	**4.574**	**3.814**	**1.604**	**23.38**	**.0979**	**-.0007**	**-.0016**	**4.615**	**.0027**
Stddev	.009	.008	.001	.01	.0006	.0000	.0005	.016	.0003
%RSD	.2074	.2139	.0836	.0561	.5906	3.996	31.10	.3515	9.904
#1	4.581	3.820	1.605	23.39	.0975	-.0007	-.0013	4.603	.0025
#2	4.568	3.808	1.603	23.37	.0983	-.0007	-.0020	4.626	.0029

Elem	Sr4077	Ti3349	W_2079	Zr3391	S_1820	Bi2230	Li6707
Avg	**.0703**	**.0004**	**-.0089**	**.0024**	**26.00**	**-.0002**	**.0025**
Stddev	.0000	.0000	.0001	.0000	.00	.0002	.0004
%RSD	.0469	10.14	1.216	.4044	.0126	104.2	15.62
#1	.0703	.0004	-.0090	.0025	26.00	.0000	.0028
#2	.0703	.0004	-.0089	.0024	26.00	-.0003	.0023

Int. Std.	Y_3600	Y_3710	Y_2243	In2306
Avg	**103220.**	**13306.**	**1948.9**	**6507.3**
Stddev	436.	60.	7.4	14.0
%RSD	.42196	.45426	.37811	.21452
#1	102910.	13264.	1954.1	6517.2
#2	103530.	13349.	1943.7	6497.5

Zoom In Zoom Out

Sample Name: jb70163-5 Acquired: 6/27/2014 0:50:38 Type: Unk
Method: Accutest1(v206) Mode: CONC Corr. Factor: 1.000000
User: admin Custom ID1: Custom ID2: Custom ID3:
Comment: water 8th

Elem	Ba4554	Be3130	Cd2288	Co2286	Cr2677	Cu3247	Mn2576	Ni2316	Ag3280
Avg	**.0163**	**.0000**	**.0004**	**.0002**	**.0012**	**.0023**	**.1732**	**.0029**	**.0001**
Stddev	.0000	.000	.0001	.0001	.0001	.0002	.0003	.0001	.0000
%RSD	.2704	16.54	13.33	98.34	5.916	6.911	.1513	5.064	40.14
#1	.0163	.0000	.0003	.0000	.0011	.0024	.1730	.0030	.0001
#2	.0162	.0000	.0004	.0003	.0012	.0022	.1734	.0028	.0001

Elem	V_2924	Zn2062	As1890	Tl1908	Pb2203	Se1960	Sb2068	Al3961	Ca3179
Avg	**.0004**	**.0035**	**.0010**	**-.0010**	**.0011**	**.0005**	**.0002**	**.0265**	**12.66**
Stddev	.0002	.0002	.0001	.0006	.0005	.0017	.0002	.0042	.01
%RSD	53.80	4.570	12.02	60.37	42.82	315.6	103.6	15.90	.0707
#1	.0002	.0034	.0011	-.0006	.0007	.0018	.0004	.0235	12.66
#2	.0005	.0036	.0009	-.0015	.0014	-.0007	.0001	.0295	12.65

Elem	Fe2599	Mg2790	K_7664	Na5895	B_2089	Mo2020	Pd3404	Si2124	Sn1899
Avg	**1.375**	**2.512**	**1.301**	**14.80**	**.0587**	**.0001**	**-.0002**	**1.281**	**.0029**
Stddev	.003	.018	.011	.01	.0003	.0001	.0005	.005	.0004
%RSD	.2270	.7281	.8761	.0358	.5234	211.4	224.0	.3770	15.11
#1	1.377	2.499	1.293	14.81	.0585	.0001	-.0006	1.285	.0032
#2	1.373	2.525	1.309	14.80	.0590	.0000	.0001	1.278	.0026

Elem	Sr4077	Ti3349	W_2079	Zr3391	S_1820	Bi2230	Li6707
Avg	**.0457**	**.0016**	**-.0099**	**.0009**	**10.74**	**.0000**	**.0012**
Stddev	.0001	.0001	.0005	.0000	.03	.0003	.0005
%RSD	.2562	3.634	4.625	3.850	.2417	1653.	39.48
#1	.0458	.0016	-.0095	.0009	10.76	.0003	.0008
#2	.0456	.0015	-.0102	.0009	10.72	-.0002	.0015

Int. Std.	Y_3600	Y_3710	Y_2243	In2306
Avg	**102620.**	**13180.**	**1931.5**	**6496.9**
Stddev	1.	5.	4.7	11.7
%RSD	.00073	.03931	.24410	.17961
#1	102620.	13183.	1928.2	6488.6
#2	102620.	13176.	1934.8	6505.1

Zoom In Zoom Out

Sample Name: ccv Acquired: 6/27/2014 0:56:52 Type: QC
Method: Accutest1(v206) Mode: CONC Corr. Factor: 1.000000
User: admin Custom ID1: Custom ID2: Custom ID3:
Comment: 1

Elem	Ba4554	Be3130	Cd2288	Co2286	Cr2677	Cu3247	Mn2576	Ni2316	Ag3280
Units	ppm	ppm	ppm	ppm	ppm	ppm	ppm	ppm	ppm
Avg	**2.013**	**2.042**	**2.038**	**2.048**	**2.036**	**1.958**	**2.071**	**2.056**	**.2459**
Stddev	.001	.002	.003	.002	.008	.009	.010	.001	.0003
%RSD	.0706	.1088	.1570	.1174	.3797	.4820	.4771	.0569	.1181
#1	2.012	2.041	2.036	2.046	2.042	1.965	2.078	2.055	.2461
#2	2.014	2.044	2.041	2.050	2.031	1.951	2.064	2.056	.2457
Check ?	Chk Pass	Chk Pass	Chk Pass	Chk Pass	Chk Pass	Chk Pass	Chk Pass	Chk Pass	Chk Pass
Value									
Range									

Elem	V_2924	Zn2062	As1890	Tl1908	Pb2203	Se1960	Sb2068	Al3961	Ca3179
Units	ppm	ppm	ppm	ppm	ppm	ppm	ppm	ppm	ppm
Avg	**2.027**	**2.092**	**1.997**	**2.165**	**2.052**	**2.000**	**1.990**	**40.30**	**40.82**
Stddev	.009	.000	.003	.004	.002	.000	.004	.10	.12
%RSD	.4499	.0208	.1382	.1768	.0739	.0084	.1925	.2422	.2852
#1	2.034	2.092	1.995	2.162	2.053	2.000	1.987	40.37	40.74
#2	2.021	2.093	1.999	2.168	2.051	2.000	1.992	40.23	40.90
Check ?	Chk Pass	Chk Pass	Chk Pass	Chk Pass	Chk Pass	Chk Pass	Chk Pass	Chk Pass	Chk Pass
Value									
Range									

Elem	Fe2599	Mg2790	K_7664	Na5895	B_2089	Mo2020	Pd3404	Si2124	Sn1899
Units	ppm	ppm	ppm	ppm	ppm	ppm	ppm	ppm	ppm
Avg	**40.15**	**39.82**	**41.46**	**40.31**	**2.023**	**2.027**	**1.970**	**4.987**	**2.079**
Stddev	.09	.10	.02	.05	.006	.004	.006	.007	.003
%RSD	.2215	.2547	.0399	.1143	.2844	.1984	.3120	.1506	.1291
#1	40.09	39.75	41.47	40.35	2.019	2.024	1.974	4.982	2.077
#2	40.21	39.89	41.45	40.28	2.027	2.030	1.966	4.993	2.081
Check ?	Chk Pass	Chk Pass	Chk Pass	Chk Pass	Chk Pass	Chk Pass	Chk Pass	Chk Pass	Chk Pass
Value									
Range									

Zoom In Zoom Out

Sample Name: ccv Acquired: 6/27/2014 0:56:52 Type: QC
Method: Accutest1(v206) Mode: CONC Corr. Factor: 1.000000
User: admin Custom ID1: Custom ID2: Custom ID3:
Comment: 1

Elem	Sr4077	Ti3349	W_2079	Zr3391	S_1820	Bi2230	Li6707
Units	ppm	ppm	ppm	ppm	ppm	ppm	ppm
Avg	**2.040**	**2.026**	**1.913**	**2.005**	**1.966**	**1.996**	**2.021**
Stddev	.006	.006	.013	.002	.007	.004	.007
%RSD	.3190	.2979	.6584	.0867	.3488	.2068	.3461
#1	2.035	2.030	1.905	2.006	1.961	1.993	2.016
#2	2.044	2.021	1.922	2.003	1.971	1.999	2.026
Check ?	Chk Pass	Chk Pass	Chk Pass	Chk Pass	Chk Pass	Chk Pass	Chk Pass
Value							
Range							

Int. Std.	Y_3600	Y_3710	Y_2243	In2306
Units	Cts/S	Cts/S	Cts/S	Cts/S
Avg	**97751.**	**13001.**	**1899.0**	**6052.4**
Stddev	224.	23.	3.7	4.8
%RSD	.22905	.18028	.19702	.07887
#1	97592.	13017.	1901.7	6055.8
#2	97909.	12984.	1896.4	6049.0

Zoom In Zoom Out

Sample Name: ccb Acquired: 6/27/2014 1:02:56 Type: QC
Method: Accutest1(v206) Mode: CONC Corr. Factor: 1.000000
User: admin Custom ID1: Custom ID2: Custom ID3:
Comment:

Elem	Ba4554	Be3130	Cd2288	Co2286	Cr2677	Cu3247	Mn2576	Ni2316	Ag3280
Units	ppm	ppm	ppm	ppm	ppm	ppm	ppm	ppm	ppm
Avg	**.0002**	**.0000**	**.0000**	**.0001**	**.0000**	**-.0002**	**.0000**	**.0001**	**.0000**
Stddev	.0001	.000	.0001	.0000	.0002	.0001	.0000	.0000	.0001
%RSD	48.88	25.80	243.9	22.62	900.3	55.53	42.21	29.03	514.7
#1	.0002	.0000	.0000	.0001	.0001	-.0002	.0000	.0001	.0001
#2	.0001	.0000	.0001	.0001	-.0001	-.0001	.0000	.0001	.0000
Check ?	Chk Pass	Chk Pass	Chk Pass	Chk Pass	Chk Pass	Chk Pass	Chk Pass	Chk Pass	Chk Pass
High Limit									
Low Limit									

Elem	V_2924	Zn2062	As1890	Tl1908	Pb2203	Se1960	Sb2068	Al3961	Ca3179
Units	ppm	ppm	ppm	ppm	ppm	ppm	ppm	ppm	ppm
Avg	**-.0004**	**-.0001**	**.0005**	**.0010**	**-.0007**	**-.0001**	**.0007**	**-.0079**	**.0018**
Stddev	.0002	.0002	.0001	.0003	.0008	.0000	.0007	.0046	.0006
%RSD	42.40	180.6	22.25	25.75	126.0	2.642	95.88	58.11	31.34
#1	-.0005	-.0002	.0004	.0008	-.0001	-.0001	.0002	-.0046	.0022
#2	-.0003	.0000	.0006	.0012	-.0012	-.0001	.0011	-.0111	.0014
Check ?	Chk Pass	Chk Pass	Chk Pass	Chk Pass	Chk Pass	Chk Pass	Chk Pass	Chk Pass	Chk Pass
High Limit									
Low Limit									

Elem	Fe2599	Mg2790	K_7664	Na5895	B_2089	Mo2020	Pd3404	Si2124	Sn1899
Units	ppm	ppm	ppm	ppm	ppm	ppm	ppm	ppm	ppm
Avg	**.0008**	**-.0145**	**-.0191**	**-.0054**	**.0010**	**.0011**	**.0004**	**.0015**	**.0007**
Stddev	.0008	.0111	.0125	.0019	.0003	.0003	.0001	.0004	.0004
%RSD	95.70	76.65	65.36	35.34	29.44	28.09	20.29	28.51	54.70
#1	.0003	-.0224	-.0279	-.0067	.0012	.0013	.0005	.0012	.0009
#2	.0013	-.0067	-.0103	-.0040	.0008	.0009	.0004	.0018	.0004
Check ?	Chk Pass	Chk Pass	Chk Pass	Chk Pass	Chk Pass	Chk Pass	Chk Pass	Chk Pass	Chk Pass
High Limit									
Low Limit									

Zoom In Zoom Out

Sample Name: ccb Acquired: 6/27/2014 1:02:56 Type: QC
Method: Accutest1(v206) Mode: CONC Corr. Factor: 1.000000
User: admin Custom ID1: Custom ID2: Custom ID3:
Comment:

Elem	Sr4077	Ti3349	W_2079	Zr3391	S_1820	Bi2230	Li6707
Units	ppm	ppm	ppm	ppm	ppm	ppm	ppm
Avg	**.0000**	**.0004**	**.0000**	**.0001**	**-.0002**	**-.0003**	**.0004**
Stddev	.0000	.0001	.0012	.0001	.0001	.0003	.0000
%RSD	104.0	18.08	3843.	70.80	53.74	114.3	12.27
#1	.0000	.0004	.0009	.0002	-.0003	.0000	.0004
#2	.0000	.0003	-.0008	.0001	-.0001	-.0005	.0003

Check ?	Chk Pass	Chk Pass	Chk Pass	Chk Pass	Chk Pass	Chk Pass	Chk Pass
High Limit							
Low Limit							

Int. Std.	Y_3600	Y_3710	Y_2243	In2306
Units	Cts/S	Cts/S	Cts/S	Cts/S
Avg	**104840.**	**13134.**	**1995.8**	**6763.1**
Stddev	252.	9.	.2	.1
%RSD	.24042	.06634	.01010	.00178
#1	104660.	13140.	1995.6	6763.0
#2	105010.	13127.	1995.9	6763.2

Zoom In Zoom Out

Sample Name: jb70163-6 Acquired: 6/27/2014 1:09:15 Type: Unk
Method: Accutest1(v206) Mode: CONC Corr. Factor: 1.000000
User: admin Custom ID1: Custom ID2: Custom ID3:
Comment: water 8th

Elem	Ba4554	Be3130	Cd2288	Co2286	Cr2677	Cu3247	Mn2576	Ni2316	Ag3280
Avg	**.0162**	**.0000**	**.0002**	**.0001**	**.0009**	**.0028**	**.1653**	**.0033**	**-.0001**
Stddev	.0001	.000	.0001	.0002	.0003	.0001	.0007	.0001	.0004
%RSD	.7433	73.60	35.90	180.5	34.38	4.770	.4177	1.648	644.6
#1	.0163	.0000	.0003	.0003	.0007	.0027	.1658	.0034	-.0003
#2	.0161	.0000	.0002	.0000	.0011	.0029	.1648	.0033	.0002

Elem	V_2924	Zn2062	As1890	Tl1908	Pb2203	Se1960	Sb2068	Al3961	Ca3179
Avg	**.0005**	**.0032**	**.0009**	**-.0009**	**.0005**	**.0003**	**.0004**	**.0437**	**12.84**
Stddev	.0002	.0000	.0004	.0012	.0003	.0016	.0006	.0027	.10
%RSD	33.76	.9936	48.66	137.2	54.52	583.0	144.5	6.153	.7873
#1	.0006	.0032	.0006	-.0017	.0007	-.0008	.0009	.0456	12.77
#2	.0004	.0032	.0012	.0000	.0003	.0014	.0000	.0418	12.92

Elem	Fe2599	Mg2790	K_7664	Na5895	B_2089	Mo2020	Pd3404	Si2124	Sn1899
Avg	**1.425**	**2.538**	**1.366**	**15.39**	**.0613**	**.0010**	**.0000**	**1.352**	**.0020**
Stddev	.010	.004	.024	.06	.0009	.0000	.001	.000	.0001
%RSD	.7280	.1726	1.741	.4075	1.423	.2928	1265.	.0141	6.541
#1	1.417	2.535	1.350	15.35	.0607	.0010	-.0004	1.352	.0021
#2	1.432	2.541	1.383	15.43	.0619	.0010	.0004	1.352	.0019

Elem	Sr4077	Ti3349	W_2079	Zr3391	S_1820	Bi2230	Li6707
Avg	**.0464**	**.0019**	**-.0016**	**.0020**	**11.10**	**.0007**	**.0018**
Stddev	.0002	.0002	.0012	.0000	.01	.0006	.0006
%RSD	.3519	8.474	75.85	1.446	.0569	79.60	33.19
#1	.0463	.0018	-.0008	.0020	11.11	.0011	.0013
#2	.0465	.0020	-.0025	.0020	11.10	.0003	.0022

Int. Std.	Y_3600	Y_3710	Y_2243	In2306
Avg	**102280.**	**13261.**	**1931.4**	**6484.0**
Stddev	226.	116.	3.4	8.1
%RSD	.22084	.87135	.17764	.12546
#1	102120.	13343.	1933.8	6489.8
#2	102440.	13180.	1929.0	6478.2

Zoom In Zoom Out

Sample Name: mp80308-mb1 2 Acquired: 6/27/2014 1:15:28 Type: Unk
Method: Accutest1(v206) Mode: CONC Corr. Factor: 1.000000
User: admin Custom ID1: Custom ID2: Custom ID3:
Comment: water 8th

Elem	Ba4554	Be3130	Cd2288	Co2286	Cr2677	Cu3247	Mn2576	Ni2316	Ag3280
Avg	**.0001**	**-.0001**	**.0001**	**-.0001**	**.0000**	**.0009**	**.0002**	**.0001**	**-.0002**
Stddev	.0000	.0000	.0001	.0001	.000	.0002	.0000	.0002	.0001
%RSD	8.210	51.75	98.95	135.0	446.6	20.00	7.087	106.5	41.99
#1	.0001	-.0001	.0002	-.0002	-.0001	.0010	.0001	.0002	-.0003
#2	.0001	.0000	.0000	.0000	.0001	.0008	.0002	.0000	-.0002

Elem	V_2924	Zn2062	As1890	Tl1908	Pb2203	Se1960	Sb2068	Al3961	Ca3179
Avg	**-.0001**	**.0041**	**-.0001**	**-.0005**	**-.0009**	**.0009**	**.0004**	**.0002**	**.0204**
Stddev	.0000	.0001	.0001	.0005	.0008	.0005	.0007	.0007	.0017
%RSD	2.554	3.233	46.28	100.7	82.14	53.47	155.3	330.2	8.251
#1	-.0001	.0042	-.0002	-.0001	-.0004	.0005	.0009	.0007	.0216
#2	-.0001	.0040	-.0001	-.0009	-.0015	.0012	.0000	-.0003	.0192

Elem	Fe2599	Mg2790	K_7664	Na5895	B_2089	Mo2020	Pd3404	Si2124	Sn1899
Avg	**.0072**	**.0118**	**.0011**	**-.0077**	**.0003**	**-.0003**	**-.0002**	**.0143**	**.0006**
Stddev	.0002	.0188	.0002	.0017	.0004	.0001	.0001	.0001	.0000
%RSD	2.867	159.1	16.72	22.28	123.2	36.38	29.70	.6094	5.263
#1	.0073	.0252	.0010	-.0090	.0005	-.0002	-.0003	.0144	.0006
#2	.0070	-.0015	.0013	-.0065	.0000	-.0004	-.0002	.0142	.0005

Elem	Sr4077	Ti3349	W_2079	Zr3391	S_1820	Bi2230	Li6707
Avg	**.0001**	**.0006**	**-.0042**	**.0004**	**.0044**	**-.0004**	**-.0004**
Stddev	.0000	.0000	.0013	.0000	.0017	.0014	.0002
%RSD	51.57	4.216	30.79	12.06	38.58	323.8	42.43
#1	.0001	.0006	-.0033	.0004	.0056	-.0014	-.0003
#2	.0000	.0007	-.0052	.0003	.0032	.0006	-.0005

Int. Std.	Y_3600	Y_3710	Y_2243	In2306
Avg	**105650.**	**13273.**	**1980.3**	**6757.8**
Stddev	79.	37.	6.9	7.7
%RSD	.07461	.27853	.34910	.11382
#1	105590.	13247.	1975.4	6752.4
#2	105700.	13299.	1985.2	6763.3

Zoom In Zoom Out

Sample Name: mp80308-lc1 Acquired: 6/27/2014 1:21:45 Type: Unk
Method: Accutest1(v206) Mode: CONC Corr. Factor: 1.000000
User: admin Custom ID1: Custom ID2: Custom ID3:
Comment: water 8th

Elem	Ba4554	Be3130	Cd2288	Co2286	Cr2677	Cu3247	Mn2576	Ni2316	Ag3280
Avg	**.4789**	**.4953**	**.4878**	**.4774**	**.4904**	**.4523**	**.5045**	**.4897**	**.1804**
Stddev	.0005	.0002	.0015	.0003	.0004	.0010	.0001	.0007	.0001
%RSD	.1027	.0409	.3166	.0680	.0810	.2175	.0204	.1435	.0723
#1	.4792	.4955	.4867	.4772	.4901	.4530	.5044	.4892	.1804
#2	.4785	.4952	.4888	.4776	.4907	.4516	.5046	.4902	.1803

Elem	V_2924	Zn2062	As1890	Tl1908	Pb2203	Se1960	Sb2068	Al3961	Ca3179
Avg	**.4927**	**.5066**	**.4771**	**.5176**	**.4912**	**.4876**	**.4703**	**4.788**	**5.335**
Stddev	.0006	.0002	.0002	.0003	.0004	.0010	.0014	.005	.015
%RSD	.1174	.0428	.0425	.0590	.0887	.2008	.2904	.1027	.2800
#1	.4931	.5064	.4773	.5174	.4909	.4883	.4694	4.791	5.345
#2	.4923	.5067	.4770	.5178	.4915	.4869	.4713	4.784	5.324

Elem	Fe2599	Mg2790	K_7664	Na5895	B_2089	Mo2020	Pd3404	Si2124	Sn1899
Avg	**5.368**	**5.195**	**9.952**	**9.628**	**-.0028**	**.4868**	**-.0069**	**-.0225**	**.0025**
Stddev	.012	.016	.007	.016	.0006	.0007	.0002	.0004	.0005
%RSD	.2167	.3095	.0690	.1693	21.62	.1438	3.098	1.828	19.40
#1	5.376	5.184	9.947	9.639	-.0032	.4863	-.0067	-.0228	.0028
#2	5.360	5.207	9.957	9.616	-.0023	.4872	-.0070	-.0222	.0022

Elem	Sr4077	Ti3349	W_2079	Zr3391	S_1820	Bi2230	Li6707
Avg	**-.0001**	**.4935**	**-.0021**	**.0057**	**-.0063**	**-.0006**	**.0004**
Stddev	.0000	.0003	.0005	.0002	.0005	.0004	.0001
%RSD	29.28	.0625	21.42	3.298	8.102	73.93	24.12
#1	-.0001	.4938	-.0025	.0058	-.0066	-.0003	.0005
#2	-.0001	.4933	-.0018	.0056	-.0059	-.0009	.0004

Int. Std.	Y_3600	Y_3710	Y_2243	In2306
Avg	**102150.**	**13128.**	**1938.0**	**6454.8**
Stddev	128.	17.	2.8	5.3
%RSD	.12511	.12632	.14309	.08185
#1	102060.	13140.	1939.9	6458.5
#2	102240.	13116.	1936.0	6451.0

Zoom In Zoom Out

Sample Name: mp80308-s1 Acquired: 6/27/2014 1:27:52 Type: Unk
Method: Accutest1(v206) Mode: CONC Corr. Factor: 1.000000
User: admin Custom ID1: Custom ID2: Custom ID3:
Comment: water 8th

Elem	Ba4554	Be3130	Cd2288	Co2286	Cr2677	Cu3247	Mn2576	Ni2316	Ag3280
Avg	**2.006**	**.0539**	**.0491**	**.5352**	**.2001**	**.2354**	**1.144**	**.5751**	**.0483**
Stddev	.002	.0000	.0000	.0005	.0007	.0005	.001	.0021	.0001
%RSD	.0937	.0194	.0319	.0934	.3317	.2104	.1173	.3586	.1479
#1	2.005	.0539	.0491	.5348	.2006	.2350	1.145	.5736	.0484
#2	2.008	.0539	.0491	.5355	.1996	.2357	1.143	.5765	.0483

Elem	V_2924	Zn2062	As1890	Tl1908	Pb2203	Se1960	Sb2068	Al3961	Ca3179
Avg	**.4973**	**.8510**	**2.044**	**2.133**	**.5144**	**2.058**	**.5021**	**5.809**	**29.38**
Stddev	.0000	.0033	.003	.002	.0016	.008	.0003	.009	.07
%RSD	.0044	.3928	.1309	.0904	.3064	.3865	.0513	.1475	.2214
#1	.4973	.8486	2.046	2.135	.5133	2.063	.5020	5.803	29.33
#2	.4974	.8533	2.042	2.132	.5155	2.052	.5023	5.815	29.42

Elem	Fe2599	Mg2790	K_7664	Na5895	B_2089	Mo2020	Pd3404	Si2124	Sn1899
Avg	**1.096**	**33.87**	**30.35**	**43.83**	**.0095**	**.0015**	**-.0074**	**8.608**	**.0033**
Stddev	.004	.13	.07	.04	.0003	.0001	.0003	.023	.0000
%RSD	.3214	.3910	.2448	.0952	3.028	3.993	3.503	.2624	1.317
#1	1.099	33.78	30.29	43.86	.0097	.0015	-.0072	8.624	.0033
#2	1.094	33.97	30.40	43.80	.0093	.0016	-.0076	8.592	.0032

Elem	Sr4077	Ti3349	W_2079	Zr3391	S_1820	Bi2230	Li6707
Avg	**.0352**	**.0016**	**-.0025**	**.0046**	**22.27**	**-.0007**	**.0409**
Stddev	.0000	.0001	.0003	.0001	.10	.0003	.0006
%RSD	.1361	6.737	10.98	2.242	.4310	41.33	1.382
#1	.0352	.0016	-.0027	.0046	22.34	-.0005	.0413
#2	.0351	.0015	-.0023	.0045	22.21	-.0009	.0405

Int. Std.	Y_3600	Y_3710	Y_2243	In2306
Avg	**100290.**	**13129.**	**1911.2**	**6142.5**
Stddev	4.	5.	5.9	9.2
%RSD	.00401	.03739	.31007	.15042
#1	100290.	13133.	1907.0	6136.0
#2	100290.	13126.	1915.4	6149.1

Zoom In Zoom Out

Sample Name: mp80308-s2 Acquired: 6/27/2014 1:33:57 Type: Unk
Method: Accutest1(v206) Mode: CONC Corr. Factor: 1.000000
User: admin Custom ID1: Custom ID2: Custom ID3:
Comment: water 8th

Elem	Ba4554	Be3130	Cd2288	Co2286	Cr2677	Cu3247	Mn2576	Ni2316	Ag3280
Avg	**2.057**	**.0554**	**.0501**	**.5483**	**.2036**	**.2390**	**1.158**	**.5875**	**.0496**
Stddev	.001	.0001	.0004	.0008	.0019	.0000	.010	.0013	.0004
%RSD	.0689	.1960	.7997	.1374	.9155	.0186	.8912	.2248	.7209
#1	2.056	.0555	.0498	.5478	.2023	.2390	1.151	.5866	.0493
#2	2.058	.0553	.0504	.5489	.2049	.2389	1.165	.5885	.0498

Elem	V_2924	Zn2062	As1890	Tl1908	Pb2203	Se1960	Sb2068	Al3961	Ca3179
Avg	**.5076**	**.8681**	**2.099**	**2.186**	**.5249**	**2.111**	**.5142**	**5.931**	**30.16**
Stddev	.0044	.0017	.011	.006	.0001	.009	.0019	.010	.01
%RSD	.8631	.1961	.5197	.2754	.0274	.4125	.3705	.1699	.0422
#1	.5045	.8669	2.092	2.182	.5247	2.105	.5128	5.938	30.15
#2	.5107	.8693	2.107	2.190	.5250	2.117	.5155	5.924	30.17

Elem	Fe2599	Mg2790	K_7664	Na5895	B_2089	Mo2020	Pd3404	Si2124	Sn1899
Avg	**1.127**	**34.79**	**30.95**	**44.56**	**.0099**	**.0011**	**-.0071**	**8.688**	**.0029**
Stddev	.003	.09	.01	.04	.0008	.0000	.0001	.025	.0001
%RSD	.2286	.2611	.0327	.0820	8.470	2.174	1.026	.2885	3.294
#1	1.129	34.85	30.96	44.59	.0093	.0011	-.0071	8.670	.0030
#2	1.125	34.72	30.94	44.54	.0104	.0011	-.0070	8.705	.0029

Elem	Sr4077	Ti3349	W_2079	Zr3391	S_1820	Bi2230	Li6707
Avg	**.0356**	**.0015**	**-.0038**	**.0040**	**22.51**	**-.0015**	**.0422**
Stddev	.0001	.0001	.0005	.0002	.05	.0004	.0007
%RSD	.3302	6.910	12.11	6.063	.2157	24.46	1.734
#1	.0355	.0014	-.0035	.0042	22.48	-.0012	.0417
#2	.0357	.0015	-.0041	.0038	22.55	-.0017	.0427

Int. Std.	Y_3600	Y_3710	Y_2243	In2306
Avg	**99788.**	**12955.**	**1892.1**	**6091.8**
Stddev	509.	25.	4.7	13.3
%RSD	.51052	.19626	.24608	.21865
#1	100150.	12937.	1895.4	6101.2
#2	99428.	12973.	1888.8	6082.4

Zoom In Zoom Out

Sample Name: jb70131-4 Acquired: 6/27/2014 1:40:03 Type: Unk
Method: Accutest1(v206) Mode: CONC Corr. Factor: 1.000000
User: admin Custom ID1: Custom ID2: Custom ID3:
Comment: water 8th

Elem	Ba4554	Be3130	Cd2288	Co2286	Cr2677	Cu3247	Mn2576	Ni2316	Ag3280
Avg	**.0445**	**.0018**	**.0007**	**.0358**	**.0008**	**.0027**	**.6509**	**.0677**	**-.0001**
Stddev	.0002	.0000	.0001	.0001	.0000	.0001	.0014	.0002	.0000
%RSD	.3927	1.369	13.41	.2456	1.672	3.268	.2104	.2956	17.21
#1	.0446	.0018	.0006	.0359	.0007	.0026	.6519	.0678	-.0001
#2	.0443	.0019	.0007	.0358	.0008	.0027	.6499	.0675	-.0001

Elem	V_2924	Zn2062	As1890	Tl1908	Pb2203	Se1960	Sb2068	Al3961	Ca3179
Avg	**.0002**	**.3438**	**.0005**	**-.0022**	**.0030**	**.0023**	**.0003**	**3.856**	**4.341**
Stddev	.0001	.0005	.0002	.0018	.0008	.0021	.0003	.001	.025
%RSD	35.22	.1467	33.05	80.78	25.89	94.00	85.87	.0352	.5845
#1	.0001	.3434	.0004	-.0009	.0025	.0008	.0006	3.855	4.323
#2	.0002	.3441	.0006	-.0034	.0036	.0038	.0001	3.857	4.359

Elem	Fe2599	Mg2790	K_7664	Na5895	B_2089	Mo2020	Pd3404	Si2124	Sn1899
Avg	**.0696**	**8.608**	**4.483**	**18.65**	**.0128**	**-.0004**	**-.0008**	**8.516**	**.0015**
Stddev	.0001	.052	.001	.01	.0000	.0001	.0002	.021	.0004
%RSD	.1575	.6028	.0248	.0605	.0709	16.01	30.37	.2524	25.36
#1	.0695	8.572	4.483	18.64	.0128	-.0003	-.0006	8.531	.0012
#2	.0697	8.645	4.484	18.65	.0128	-.0004	-.0009	8.501	.0018

Elem	Sr4077	Ti3349	W_2079	Zr3391	S_1820	Bi2230	Li6707
Avg	**.0353**	**.0000**	**-.0065**	**.0012**	**21.85**	**-.0005**	**.0408**
Stddev	.0001	.000	.0002	.0000	.03	.0004	.0006
%RSD	.2208	788.3	3.120	3.697	.1480	86.95	1.453
#1	.0354	-.0001	-.0064	.0012	21.88	-.0007	.0404
#2	.0352	.0001	-.0066	.0013	21.83	-.0002	.0413

Int. Std.	Y_3600	Y_3710	Y_2243	In2306
Avg	**103380.**	**13222.**	**1962.6**	**6474.7**
Stddev	295.	74.	4.4	.1
%RSD	.28493	.55819	.22593	.00160
#1	103170.	13274.	1959.4	6474.8
#2	103580.	13170.	1965.7	6474.7

Zoom In Zoom Out

Sample Name: mp80308-sd1 Acquired: 6/27/2014 1:46:15 Type: Unk
Method: Accutest1(v206) Mode: CONC Corr. Factor: 5.000000
User: admin Custom ID1: Custom ID2: Custom ID3:
Comment: water 8th

Elem	Ba4554	Be3130	Cd2288	Co2286	Cr2677	Cu3247	Mn2576	Ni2316	Ag3280
Avg	**.0437**	**.0015**	**.0003**	**.0352**	**.0006**	**.0016**	**.6469**	**.0665**	**-.0006**
Stddev	.0002	.0003	.0001	.0005	.0006	.0004	.0009	.0008	.0005
%RSD	.4496	23.13	21.82	1.334	105.8	27.05	.1361	1.169	86.71
#1	.0436	.0017	.0004	.0349	.0001	.0013	.6475	.0670	-.0009
#2	.0439	.0012	.0003	.0355	.0010	.0020	.6462	.0659	-.0002

Elem	V_2924	Zn2062	As1890	Tl1908	Pb2203	Se1960	Sb2068	Al3961	Ca3179
Avg	**-.0015**	**.3455**	**.0015**	**.0031**	**.0021**	**.0040**	**.0015**	**3.763**	**4.324**
Stddev	.0002	.0007	.0030	.0097	.0028	.0038	.0009	.014	.014
%RSD	16.19	.1938	194.7	310.5	133.3	93.83	60.22	.3676	.3342
#1	-.0013	.3460	-.0006	-.0037	.0041	.0067	.0009	3.753	4.334
#2	-.0017	.3450	.0036	.0100	.0001	.0013	.0022	3.773	4.313

Elem	Fe2599	Mg2790	K_7664	Na5895	B_2089	Mo2020	Pd3404	Si2124	Sn1899
Avg	**.0741**	**8.521**	**4.411**	**18.34**	**.0117**	**-.0038**	**.0006**	**8.422**	**.0033**
Stddev	.0039	.037	.089	.00	.0020	.0007	.0025	.005	.0009
%RSD	5.288	.4328	2.022	.0174	16.80	18.43	423.4	.0549	28.50
#1	.0713	8.495	4.474	18.34	.0131	-.0042	-.0012	8.418	.0040
#2	.0768	8.548	4.348	18.34	.0103	-.0033	.0024	8.425	.0026

Elem	Sr4077	Ti3349	W_2079	Zr3391	S_1820	Bi2230	Li6707
Avg	**.0350**	**.0013**	**-.0515**	**-.0009**	**21.61**	**.0029**	**.0403**
Stddev	.0001	.0012	.0006	.0004	.02	.0001	.0001
%RSD	.3960	91.70	1.232	49.32	.1078	2.286	.3621
#1	.0351	.0022	-.0511	-.0006	21.63	.0029	.0404
#2	.0349	.0005	-.0520	-.0012	21.59	.0030	.0402

Int. Std.	Y_3600	Y_3710	Y_2243	In2306
Avg	**105680.**	**13342.**	**2007.3**	**6778.5**
Stddev	150.	6.	.3	.6
%RSD	.14201	.04649	.01293	.00918
#1	105580.	13338.	2007.2	6779.0
#2	105790.	13347.	2007.5	6778.1

Zoom In Zoom Out

Sample Name: jb70131-1 Acquired: 6/27/2014 1:52:27 Type: Unk
Method: Accutest1(v206) Mode: CONC Corr. Factor: 1.000000
User: admin Custom ID1: Custom ID2: Custom ID3:
Comment: water 8th

Elem	Ba4554	Be3130	Cd2288	Co2286	Cr2677	Cu3247	Mn2576	Ni2316	Ag3280
Avg	**.0203**	**.0001**	**.0008**	**.0089**	**.0074**	**.0572**	**.1684**	**.0122**	**.0003**
Stddev	.0005	.0000	.0000	.0000	.0001	.0004	.0008	.0000	.0002
%RSD	2.352	57.06	6.256	.3688	1.978	.7076	.4833	.3707	64.59
#1	.0206	.0000	.0008	.0089	.0073	.0575	.1690	.0122	.0004
#2	.0199	.0001	.0007	.0089	.0075	.0569	.1679	.0122	.0001

Elem	V_2924	Zn2062	As1890	Tl1908	Pb2203	Se1960	Sb2068	Al3961	Ca3179
Avg	**.0030**	**.0334**	**.0016**	**.0003**	**.0014**	**.0014**	**.0000**	**.4389**	**52.13**
Stddev	.0000	.0002	.0002	.0016	.0012	.0007	.0002	.0064	.90
%RSD	.0217	.7302	9.289	579.7	86.51	51.68	443.5	1.460	1.722
#1	.0030	.0333	.0015	-.0008	.0022	.0020	-.0001	.4434	52.76
#2	.0030	.0336	.0017	.0014	.0005	.0009	.0002	.4344	51.50

Elem	Fe2599	Mg2790	K_7664	Na5895	B_2089	Mo2020	Pd3404	Si2124	Sn1899
Avg	**4.070**	**13.48**	**3.216**	**30.74**	**.0356**	**-.0002**	**-.0025**	**4.278**	**.0035**
Stddev	.069	.17	.072	.71	.0000	.0001	.0001	.004	.0002
%RSD	1.706	1.248	2.242	2.305	.0784	51.68	3.387	.0886	5.612
#1	4.119	13.59	3.267	31.24	.0357	-.0001	-.0026	4.280	.0033
#2	4.021	13.36	3.165	30.24	.0356	-.0003	-.0024	4.275	.0036

Elem	Sr4077	Ti3349	W_2079	Zr3391	S_1820	Bi2230	Li6707
Avg	**.1886**	**.0133**	**-.0116**	**.0038**	**33.27**	**.0005**	**.0045**
Stddev	.0045	.0016	.0006	.0000	.09	.0012	.0002
%RSD	2.395	12.07	5.084	.8918	.2699	253.9	5.134
#1	.1918	.0122	-.0121	.0038	33.33	-.0004	.0043
#2	.1854	.0144	-.0112	.0038	33.20	.0013	.0046

Int. Std.	Y_3600	Y_3710	Y_2243	In2306
Avg	**100210.**	**12898.**	**1890.8**	**6229.1**
Stddev	225.	173.	4.3	4.1
%RSD	.22425	1.3404	.22652	.06587
#1	100050.	12776.	1887.8	6226.2
#2	100370.	13020.	1893.8	6232.0

Zoom In Zoom Out

Sample Name: jb70131-2 Acquired: 6/27/2014 1:58:38 Type: Unk
Method: Accutest1(v206) Mode: CONC Corr. Factor: 1.000000
User: admin Custom ID1: Custom ID2: Custom ID3:
Comment: water 8th

Elem	Ba4554	Be3130	Cd2288	Co2286	Cr2677	Cu3247	Mn2576	Ni2316	Ag3280
Avg	**.0644**	**.0002**	**.0002**	**.0125**	**.0004**	**.0006**	**.8974**	**.0127**	**.0015**
Stddev	.0001	.0000	.0001	.0002	.0000	.0002	.0005	.0000	.0000
%RSD	.1228	11.56	25.16	1.772	.7423	28.90	.0525	.3373	2.028
#1	.0644	.0002	.0002	.0123	.0004	.0005	.8977	.0127	.0015
#2	.0643	.0002	.0002	.0126	.0004	.0007	.8970	.0128	.0014

Elem	V_2924	Zn2062	As1890	Tl1908	Pb2203	Se1960	Sb2068	Al3961	Ca3179
Avg	**.0006**	**.0161**	**.0011**	**-.0012**	**.0001**	**.0036**	**.0010**	**.0345**	**3.919**
Stddev	.0000	.0001	.0002	.0021	.0012	.0002	.0010	.0050	.009
%RSD	2.867	.5757	19.67	176.7	1086.	5.186	100.7	14.37	.2395
#1	.0006	.0161	.0013	-.0027	.0010	.0038	.0017	.0310	3.912
#2	.0006	.0162	.0009	.0003	-.0007	.0035	.0003	.0380	3.926

Elem	Fe2599	Mg2790	K_7664	Na5895	B_2089	Mo2020	Pd3404	Si2124	Sn1899
Avg	**47.90**	**5.004**	**3.171**	**9.000**	**.0094**	**-.0009**	**-.0081**	**5.850**	**.0019**
Stddev	.13	.018	.012	.015	.0001	.0002	.0007	.007	.0001
%RSD	.2786	.3690	.3853	.1628	1.417	18.02	8.440	.1178	3.199
#1	47.81	5.017	3.162	9.011	.0093	-.0011	-.0086	5.855	.0020
#2	47.99	4.991	3.180	8.990	.0095	-.0008	-.0076	5.845	.0019

Elem	Sr4077	Ti3349	W_2079	Zr3391	S_1820	Bi2230	Li6707
Avg	**.0228**	**.0012**	**-.0090**	**.0031**	**17.38**	**.0001**	**.0206**
Stddev	.0000	.0004	.0010	.0001	.01	.0003	.0004
%RSD	.0110	38.07	11.07	2.479	.0297	486.8	2.134
#1	.0228	.0008	-.0098	.0030	17.38	-.0002	.0209
#2	.0228	.0015	-.0083	.0031	17.38	.0003	.0203

Int. Std.	Y_3600	Y_3710	Y_2243	In2306
Avg	**102570.**	**13153.**	**1945.0**	**6561.5**
Stddev	230.	52.	3.0	11.1
%RSD	.22421	.39797	.15252	.16890
#1	102410.	13190.	1942.9	6553.6
#2	102730.	13116.	1947.1	6569.3

Zoom In Zoom Out

Sample Name: jb70131-3 Acquired: 6/27/2014 2:04:51 Type: Unk
Method: Accutest1(v206) Mode: CONC Corr. Factor: 1.000000
User: admin Custom ID1: Custom ID2: Custom ID3:
Comment: water 8th

Elem	Ba4554	Be3130	Cd2288	Co2286	Cr2677	Cu3247	Mn2576	Ni2316	Ag3280
Avg	**.0148**	**.0000**	**.0005**	**.0012**	**.0019**	**.0040**	**.0176**	**.0009**	**-.0001**
Stddev	.0000	.000	.0001	.0000	.0005	.0002	.0001	.0001	.0001
%RSD	.1620	234.0	20.08	1.373	25.53	5.942	.3093	11.29	86.61
#1	.0149	.0000	.0005	.0012	.0022	.0039	.0176	.0010	-.0001
#2	.0148	.0000	.0006	.0013	.0015	.0042	.0177	.0008	.0000

Elem	V_2924	Zn2062	As1890	Tl1908	Pb2203	Se1960	Sb2068	Al3961	Ca3179
Avg	**.0063**	**.0031**	**.0011**	**.0013**	**.0007**	**.0013**	**-.0009**	**.1736**	**37.62**
Stddev	.0001	.0001	.0009	.0006	.0012	.0011	.0003	.0005	.03
%RSD	1.113	1.878	80.15	45.72	170.3	81.52	29.18	.2598	.0860
#1	.0063	.0030	.0017	.0009	.0016	.0021	-.0007	.1733	37.65
#2	.0064	.0031	.0005	.0017	-.0001	.0006	-.0011	.1739	37.60

Elem	Fe2599	Mg2790	K_7664	Na5895	B_2089	Mo2020	Pd3404	Si2124	Sn1899
Avg	**.3680**	**47.53**	**.8101**	**3.328**	**.0384**	**.0003**	**-.0008**	**1.241**	**.0029**
Stddev	.0024	.10	.0046	.000	.0001	.0001	.0006	.004	.0009
%RSD	.6537	.2044	.5645	.0037	.1736	20.81	72.38	.2830	30.61
#1	.3663	47.46	.8069	3.328	.0385	.0003	-.0004	1.239	.0023
#2	.3697	47.60	.8133	3.328	.0384	.0004	-.0012	1.244	.0035

Elem	Sr4077	Ti3349	W_2079	Zr3391	S_1820	Bi2230	Li6707
Avg	**.0549**	**.0043**	**-.0127**	**.0008**	**12.06**	**.0008**	**.0012**
Stddev	.0001	.0003	.0003	.0001	.03	.0001	.0001
%RSD	.1131	6.528	2.727	6.728	.2616	8.686	11.03
#1	.0550	.0045	-.0125	.0008	12.04	.0008	.0011
#2	.0549	.0041	-.0130	.0007	12.08	.0007	.0013

Int. Std.	Y_3600	Y_3710	Y_2243	In2306
Avg	**100590.**	**13067.**	**1898.2**	**6290.3**
Stddev	57.	19.	2.9	4.2
%RSD	.05684	.14808	.15330	.06734
#1	100550.	13053.	1900.3	6293.3
#2	100630.	13081.	1896.1	6287.4

Zoom In Zoom Out

Sample Name: ccv Acquired: 6/27/2014 2:11:05 Type: QC
Method: Accutest1(v206) Mode: CONC Corr. Factor: 1.000000
User: admin Custom ID1: Custom ID2: Custom ID3:
Comment: 2

Elem	Ba4554	Be3130	Cd2288	Co2286	Cr2677	Cu3247	Mn2576	Ni2316	Ag3280
Units	ppm	ppm	ppm	ppm	ppm	ppm	ppm	ppm	ppm
Avg	**1.990**	**2.026**	**2.020**	**2.031**	**2.001**	**1.940**	**2.046**	**2.031**	**.2439**
Stddev	.004	.001	.000	.001	.000	.003	.002	.003	.0002
%RSD	.1959	.0289	.0099	.0650	.0223	.1572	.0900	.1531	.0827
#1	1.987	2.025	2.020	2.030	2.001	1.942	2.048	2.028	.2441
#2	1.993	2.026	2.020	2.032	2.001	1.938	2.045	2.033	.2438
Check ?	Chk Pass	Chk Pass	Chk Pass	Chk Pass	Chk Pass	Chk Pass	Chk Pass	Chk Pass	Chk Pass
Value									
Range									

Elem	V_2924	Zn2062	As1890	Tl1908	Pb2203	Se1960	Sb2068	Al3961	Ca3179
Units	ppm	ppm	ppm	ppm	ppm	ppm	ppm	ppm	ppm
Avg	**2.016**	**2.061**	**1.973**	**2.137**	**2.023**	**1.984**	**1.970**	**40.13**	**40.63**
Stddev	.000	.001	.001	.003	.003	.001	.002	.08	.08
%RSD	.0126	.0404	.0451	.1312	.1305	.0328	.0756	.1939	.1861
#1	2.016	2.061	1.974	2.139	2.021	1.985	1.969	40.19	40.69
#2	2.016	2.062	1.972	2.135	2.025	1.984	1.971	40.08	40.58
Check ?	Chk Pass	Chk Pass	Chk Pass	Chk Pass	Chk Pass	Chk Pass	Chk Pass	Chk Pass	Chk Pass
Value									
Range									

Elem	Fe2599	Mg2790	K_7664	Na5895	B_2089	Mo2020	Pd3404	Si2124	Sn1899
Units	ppm	ppm	ppm	ppm	ppm	ppm	ppm	ppm	ppm
Avg	**39.74**	**39.32**	**41.13**	**39.87**	**2.008**	**1.999**	**1.955**	**4.932**	**2.054**
Stddev	.02	.17	.03	.01	.002	.003	.000	.002	.001
%RSD	.0571	.4250	.0756	.0128	.0912	.1693	.0129	.0437	.0272
#1	39.76	39.44	41.15	39.87	2.007	1.996	1.956	4.931	2.054
#2	39.73	39.21	41.11	39.87	2.009	2.001	1.955	4.934	2.055
Check ?	Chk Pass	Chk Pass	Chk Pass	Chk Pass	Chk Pass	Chk Pass	Chk Pass	Chk Pass	Chk Pass
Value									
Range									

Zoom In Zoom Out

Sample Name: ccv Acquired: 6/27/2014 2:11:05 Type: QC
Method: Accutest1(v206) Mode: CONC Corr. Factor: 1.000000
User: admin Custom ID1: Custom ID2: Custom ID3:
Comment: 2

Elem	Sr4077	Ti3349	W_2079	Zr3391	S_1820	Bi2230	Li6707
Units	ppm	ppm	ppm	ppm	ppm	ppm	ppm
Avg	**2.018**	**2.005**	**1.863**	**1.979**	**1.938**	**1.982**	**2.010**
Stddev	.005	.002	.009	.002	.001	.003	.004
%RSD	.2408	.1027	.5101	.0858	.0455	.1389	.1916
#1	2.014	2.007	1.856	1.978	1.937	1.980	2.008
#2	2.021	2.004	1.870	1.980	1.938	1.984	2.013
Check ?	Chk Pass	Chk Pass	Chk Pass	Chk Pass	Chk Pass	Chk Pass	Chk Pass
Value							
Range							

Int. Std.	Y_3600	Y_3710	Y_2243	In2306
Units	Cts/S	Cts/S	Cts/S	Cts/S
Avg	**98529.**	**13121.**	**1914.3**	**6103.8**
Stddev	12.	53.	.3	6.5
%RSD	.01241	.40660	.01510	.10643
#1	98521.	13083.	1914.5	6108.3
#2	98538.	13159.	1914.1	6099.2

Zoom In Zoom Out

Sample Name: ccb Acquired: 6/27/2014 2:17:09 Type: QC
Method: Accutest1(v206) Mode: CONC Corr. Factor: 1.000000
User: admin Custom ID1: Custom ID2: Custom ID3:
Comment:

Elem	Ba4554	Be3130	Cd2288	Co2286	Cr2677	Cu3247	Mn2576	Ni2316	Ag3280
Units	ppm	ppm	ppm	ppm	ppm	ppm	ppm	ppm	ppm
Avg	**.0000**	**.0000**	**.0000**	**.0003**	**.0001**	**-.0001**	**.0001**	**.0003**	**.0000**
Stddev	.0001	.0000	.000	.0000	.0002	.0002	.0000	.0001	.000
%RSD	976.4	71.97	595.3	7.448	176.1	306.8	12.23	29.41	250.6
#1	-.0001	.0001	-.0003	.0003	.0000	.0001	.0001	.0004	-.0001
#2	.0001	.0000	.0002	.0003	.0002	-.0002	.0001	.0002	.0000
Check ?	Chk Pass	Chk Pass	Chk Pass	Chk Pass	Chk Pass	Chk Pass	Chk Pass	Chk Pass	Chk Pass
High Limit									
Low Limit									

Elem	V_2924	Zn2062	As1890	Tl1908	Pb2203	Se1960	Sb2068	Al3961	Ca3179
Units	ppm	ppm	ppm	ppm	ppm	ppm	ppm	ppm	ppm
Avg	**-.0001**	**.0000**	**.0008**	**.0003**	**-.0006**	**.0001**	**.0014**	**-.0049**	**.0068**
Stddev	.0001	.0001	.0001	.0008	.0008	.0010	.0003	.0065	.0019
%RSD	94.84	164.9	14.76	291.7	123.3	1077.	21.40	131.0	27.50
#1	.0000	.0001	.0008	.0008	-.0012	.0008	.0012	-.0095	.0055
#2	-.0002	.0000	.0007	-.0003	-.0001	-.0006	.0016	-.0004	.0081
Check ?	Chk Pass	Chk Pass	Chk Pass	Chk Pass	Chk Pass	Chk Pass	Chk Pass	Chk Pass	Chk Pass
High Limit									
Low Limit									

Elem	Fe2599	Mg2790	K_7664	Na5895	B_2089	Mo2020	Pd3404	Si2124	Sn1899
Units	ppm	ppm	ppm	ppm	ppm	ppm	ppm	ppm	ppm
Avg	**.0021**	**-.0109**	**-.0057**	**-.0032**	**.0011**	**.0010**	**.0006**	**.0021**	**.0008**
Stddev	.0009	.0214	.0217	.0007	.0006	.0003	.0002	.0008	.0004
%RSD	41.87	196.2	381.4	20.97	56.79	26.79	35.25	36.32	42.45
#1	.0015	-.0261	.0097	-.0037	.0015	.0012	.0008	.0027	.0006
#2	.0027	.0042	-.0210	-.0028	.0007	.0008	.0005	.0016	.0011
Check ?	Chk Pass	Chk Pass	Chk Pass	Chk Pass	Chk Pass	Chk Pass	Chk Pass	Chk Pass	Chk Pass
High Limit									
Low Limit									

Zoom In Zoom Out

Sample Name: ccb Acquired: 6/27/2014 2:17:09 Type: QC
Method: Accutest1(v206) Mode: CONC Corr. Factor: 1.000000
User: admin Custom ID1: Custom ID2: Custom ID3:
Comment:

Elem	Sr4077	Ti3349	W_2079	Zr3391	S_1820	Bi2230	Li6707
Units	ppm	ppm	ppm	ppm	ppm	ppm	ppm
Avg	**.0001**	**.0001**	**-.0002**	**.0002**	**-.0026**	**.0007**	**.0004**
Stddev	.0000	.0000	.0018	.0000	.0005	.0009	.0002
%RSD	9.759	54.24	794.6	15.73	18.52	126.7	63.26
#1	.0001	.0001	.0010	.0002	-.0030	.0001	.0002
#2	.0001	.0001	-.0015	.0002	-.0023	.0013	.0005
Check ?	Chk Pass	Chk Pass	Chk Pass	Chk Pass	Chk Pass	Chk Pass	Chk Pass
High Limit							
Low Limit							

Int. Std.	Y_3600	Y_3710	Y_2243	In2306
Units	Cts/S	Cts/S	Cts/S	Cts/S
Avg	**104740.**	**13190.**	**1994.3**	**6782.3**
Stddev	196.	65.	2.3	3.5
%RSD	.18729	.49133	.11368	.05131
#1	104600.	13144.	1995.9	6784.8
#2	104880.	13236.	1992.7	6779.9

Zoom In Zoom Out

Sample Name: jb70131-5 Acquired: 6/27/2014 2:23:28 Type: Unk
Method: Accutest1(v206) Mode: CONC Corr. Factor: 1.000000
User: admin Custom ID1: Custom ID2: Custom ID3:
Comment: water 8th

Elem	Ba4554	Be3130	Cd2288	Co2286	Cr2677	Cu3247	Mn2576	Ni2316	Ag3280
Avg	**.0001**	**-.0001**	**.0000**	**-.0002**	**.0001**	**.0003**	**.0001**	**.0003**	**-.0001**
Stddev	.0001	.0000	.000	.0000	.0004	.0000	.0000	.0001	.0003
%RSD	123.4	68.19	63.65	6.974	544.9	15.37	19.00	18.90	387.5
#1	.0002	.0000	.0000	-.0002	.0003	.0003	.0001	.0003	-.0003
#2	.0000	-.0001	.0000	-.0002	-.0002	.0003	.0001	.0004	.0001

Elem	V_2924	Zn2062	As1890	Tl1908	Pb2203	Se1960	Sb2068	Al3961	Ca3179
Avg	**-.0003**	**.0010**	**-.0004**	**.0003**	**-.0003**	**.0010**	**.0006**	**-.0039**	**.0189**
Stddev	.0003	.0000	.0001	.0000	.0011	.0006	.0003	.0014	.0001
%RSD	121.9	1.754	34.46	12.09	327.0	62.09	58.98	35.85	.3508
#1	-.0005	.0011	-.0005	.0003	.0004	.0015	.0008	-.0049	.0190
#2	.0000	.0010	-.0003	.0003	-.0011	.0006	.0003	-.0029	.0189

Elem	Fe2599	Mg2790	K_7664	Na5895	B_2089	Mo2020	Pd3404	Si2124	Sn1899
Avg	**.0038**	**-.0142**	**-.0137**	**-.0073**	**.0006**	**.0000**	**.0003**	**.0047**	**.0008**
Stddev	.0003	.0020	.0113	.0087	.0000	.000	.0008	.0002	.0003
%RSD	7.874	14.37	82.35	119.5	.5742	1207.	259.7	4.602	34.14
#1	.0040	-.0128	-.0057	-.0011	.0006	.0000	-.0003	.0045	.0010
#2	.0035	-.0157	-.0217	-.0134	.0006	.0000	.0009	.0049	.0006

Elem	Sr4077	Ti3349	W_2079	Zr3391	S_1820	Bi2230	Li6707
Avg	**.0000**	**.0003**	**-.0023**	**.0001**	**.0002**	**-.0002**	**-.0004**
Stddev	.000	.0001	.0003	.0000	.0003	.0001	.0005
%RSD	15720.	45.33	13.46	7.926	147.2	26.97	124.6
#1	.0000	.0002	-.0021	.0001	.0005	-.0002	.0000
#2	.0000	.0003	-.0025	.0001	.0000	-.0003	-.0007

Int. Std.	Y_3600	Y_3710	Y_2243	In2306
Avg	**105970.**	**13243.**	**1984.4**	**6793.7**
Stddev	78.	18.	1.0	5.9
%RSD	.07394	.13895	.04792	.08722
#1	106030.	13230.	1983.7	6789.5
#2	105910.	13256.	1985.1	6797.9

Zoom In Zoom Out

Sample Name: jb70131-6 Acquired: 6/27/2014 2:29:45 Type: Unk
Method: Accutest1(v206) Mode: CONC Corr. Factor: 1.000000
User: admin Custom ID1: Custom ID2: Custom ID3:
Comment: water 8th

Elem	Ba4554	Be3130	Cd2288	Co2286	Cr2677	Cu3247	Mn2576	Ni2316	Ag3280
Avg	**.1171**	**.0009**	**.0010**	**.0192**	**.0009**	**.0103**	**.0560**	**.0270**	**-.0003**
Stddev	.0005	.0000	.0001	.0003	.0002	.0002	.0001	.0001	.0004
%RSD	.4246	1.465	11.90	1.586	22.72	1.805	.1359	.3398	167.5
#1	.1175	.0009	.0011	.0194	.0008	.0102	.0561	.0269	.0000
#2	.1168	.0009	.0009	.0190	.0011	.0105	.0560	.0271	-.0006

Elem	V_2924	Zn2062	As1890	Tl1908	Pb2203	Se1960	Sb2068	Al3961	Ca3179
Avg	**-.0001**	**.0902**	**.0005**	**-.0005**	**.0010**	**.0012**	**-.0003**	**1.846**	**13.47**
Stddev	.0000	.0000	.0005	.0005	.0006	.0009	.0002	.004	.14
%RSD	29.27	.0399	98.97	98.31	59.58	72.20	78.14	.2392	1.069
#1	-.0001	.0902	.0001	-.0002	.0006	.0006	-.0004	1.843	13.37
#2	-.0001	.0902	.0008	-.0009	.0014	.0018	-.0001	1.849	13.57

Elem	Fe2599	Mg2790	K_7664	Na5895	B_2089	Mo2020	Pd3404	Si2124	Sn1899
Avg	**.0534**	**8.631**	**3.668**	**34.05**	**.0255**	**-.0001**	**-.0007**	**4.144**	**.0020**
Stddev	.0007	.129	.027	.06	.0005	.0000	.0003	.000	.0000
%RSD	1.306	1.495	.7302	.1697	1.887	39.09	42.56	.0059	1.829
#1	.0529	8.539	3.649	34.09	.0258	-.0001	-.0009	4.143	.0020
#2	.0539	8.722	3.687	34.01	.0252	-.0001	-.0005	4.144	.0020

Elem	Sr4077	Ti3349	W_2079	Zr3391	S_1820	Bi2230	Li6707
Avg	**.0673**	**.0006**	**-.0056**	**.0016**	**15.97**	**-.0001**	**.0126**
Stddev	.0001	.0001	.0005	.0000	.05	.0001	.0007
%RSD	.1296	19.65	9.572	2.176	.3370	70.56	5.634
#1	.0673	.0005	-.0052	.0015	15.93	-.0001	.0131
#2	.0672	.0007	-.0060	.0016	16.01	-.0002	.0121

Int. Std.	Y_3600	Y_3710	Y_2243	In2306
Avg	**102010.**	**13133.**	**1930.7**	**6355.9**
Stddev	47.	178.	.2	2.8
%RSD	.04651	1.3527	.01178	.04347
#1	102040.	13259.	1930.6	6357.8
#2	101970.	13008.	1930.9	6353.9

Zoom In Zoom Out

Sample Name: jb70131-7 Acquired: 6/27/2014 2:35:57 Type: Unk
Method: Accutest1(v206) Mode: CONC Corr. Factor: 1.000000
User: admin Custom ID1: Custom ID2: Custom ID3:
Comment: water 8th

Elem	Ba4554	Be3130	Cd2288	Co2286	Cr2677	Cu3247	Mn2576	Ni2316	Ag3280
Avg	**.0973**	**.0014**	**.0001**	**.0319**	**.0013**	**.0008**	**.3023**	**.0442**	**.0002**
Stddev	.0000	.0001	.0001	.0001	.0003	.0000	.0008	.0003	.0000
%RSD	.0070	4.635	42.02	.3212	19.16	2.366	.2753	.6340	22.26
#1	.0973	.0013	.0001	.0318	.0012	.0008	.3017	.0444	.0002
#2	.0973	.0014	.0002	.0319	.0015	.0007	.3029	.0440	.0001

Elem	V_2924	Zn2062	As1890	Tl1908	Pb2203	Se1960	Sb2068	Al3961	Ca3179
Avg	**.0332**	**.1783**	**.0061**	**-.0015**	**.0008**	**.0020**	**-.0002**	**1.629**	**3.632**
Stddev	.0001	.0011	.0007	.0005	.0006	.0009	.0007	.005	.003
%RSD	.2679	.5954	11.94	30.46	75.19	41.83	283.2	.3372	.0675
#1	.0332	.1776	.0066	-.0019	.0012	.0026	.0002	1.625	3.630
#2	.0331	.1791	.0056	-.0012	.0004	.0014	-.0007	1.633	3.634

Elem	Fe2599	Mg2790	K_7664	Na5895	B_2089	Mo2020	Pd3404	Si2124	Sn1899
Avg	**7.496**	**9.550**	**3.220**	**18.38**	**.0171**	**-.0004**	**-.0017**	**4.878**	**.0016**
Stddev	.011	.002	.003	.03	.0008	.0000	.0000	.006	.0002
%RSD	.1398	.0243	.0806	.1530	4.563	12.60	.9800	.1333	14.36
#1	7.489	9.552	3.218	18.36	.0176	-.0003	-.0017	4.883	.0014
#2	7.504	9.549	3.222	18.40	.0165	-.0004	-.0017	4.874	.0018

Elem	Sr4077	Ti3349	W_2079	Zr3391	S_1820	Bi2230	Li6707
Avg	**.0358**	**.0021**	**-.0061**	**.0016**	**13.93**	**-.0002**	**.0165**
Stddev	.0000	.0000	.0001	.0001	.04	.0002	.0005
%RSD	.0006	.5773	1.993	4.281	.3190	80.23	2.771
#1	.0358	.0021	-.0062	.0016	13.90	-.0004	.0168
#2	.0358	.0021	-.0060	.0015	13.96	-.0001	.0161

Int. Std.	Y_3600	Y_3710	Y_2243	In2306
Avg	**103400.**	**13255.**	**1960.1**	**6498.9**
Stddev	277.	11.	6.2	15.7
%RSD	.26772	.08566	.31462	.24214
#1	103600.	13263.	1955.7	6487.7
#2	103210.	13247.	1964.5	6510.0

Zoom In Zoom Out

Sample Name: jb70131-8 Acquired: 6/27/2014 2:42:08 Type: Unk
Method: Accutest1(v206) Mode: CONC Corr. Factor: 1.000000
User: admin Custom ID1: Custom ID2: Custom ID3:
Comment: water 8th

Elem	Ba4554	Be3130	Cd2288	Co2286	Cr2677	Cu3247	Mn2576	Ni2316	Ag3280
Avg	**.0679**	**.0022**	**.0002**	**.0309**	**.0003**	**.0010**	**.0990**	**.0415**	**-.0001**
Stddev	.0003	.0001	.0000	.0000	.0000	.0001	.0003	.0006	.0003
%RSD	.4665	3.394	8.621	.1057	.3484	6.401	.2591	1.476	322.6
#1	.0681	.0022	.0001	.0310	.0003	.0010	.0988	.0411	.0001
#2	.0676	.0023	.0002	.0309	.0003	.0009	.0991	.0419	-.0003

Elem	V_2924	Zn2062	As1890	Tl1908	Pb2203	Se1960	Sb2068	Al3961	Ca3179
Avg	**.0097**	**.1086**	**.0021**	**-.0047**	**.0012**	**.0016**	**.0008**	**1.771**	**5.153**
Stddev	.0000	.0003	.0007	.0006	.0001	.0004	.0007	.002	.005
%RSD	.0840	.3216	33.29	12.02	9.789	24.74	92.25	.1017	.0925
#1	.0097	.1083	.0016	-.0043	.0012	.0019	.0013	1.773	5.157
#2	.0097	.1088	.0025	-.0051	.0013	.0014	.0003	1.770	5.150

Elem	Fe2599	Mg2790	K_7664	Na5895	B_2089	Mo2020	Pd3404	Si2124	Sn1899
Avg	**1.872**	**6.281**	**9.063**	**11.46**	**.0352**	**-.0006**	**-.0011**	**3.453**	**.0014**
Stddev	.002	.012	.046	.03	.0003	.0000	.0002	.009	.0004
%RSD	.1149	.1947	.5033	.2411	.8321	6.626	16.95	.2475	32.59
#1	1.874	6.289	9.095	11.48	.0350	-.0006	-.0010	3.447	.0017
#2	1.871	6.272	9.031	11.44	.0354	-.0006	-.0013	3.459	.0010

Elem	Sr4077	Ti3349	W_2079	Zr3391	S_1820	Bi2230	Li6707
Avg	**.0444**	**.0013**	**-.0075**	**.0022**	**17.21**	**-.0002**	**.0081**
Stddev	.0003	.0002	.0000	.0000	.06	.0005	.0005
%RSD	.7509	12.41	.1667	1.055	.3299	241.7	6.173
#1	.0447	.0012	-.0074	.0022	17.25	.0002	.0077
#2	.0442	.0014	-.0075	.0022	17.17	-.0006	.0084

Int. Std.	Y_3600	Y_3710	Y_2243	In2306
Avg	**103930.**	**13294.**	**1971.8**	**6548.0**
Stddev	184.	35.	4.6	8.9
%RSD	.17671	.26511	.23156	.13531
#1	103800.	13269.	1975.1	6554.3
#2	104060.	13318.	1968.6	6541.7

Zoom In Zoom Out

Sample Name: jb70131-1f Acquired: 6/27/2014 2:48:21 Type: Unk
Method: Accutest1(v206) Mode: CONC Corr. Factor: 1.000000
User: admin Custom ID1: Custom ID2: Custom ID3:
Comment: water 8th

Elem	Ba4554	Be3130	Cd2288	Co2286	Cr2677	Cu3247	Mn2576	Ni2316	Ag3280
Avg	**.0183**	**.0001**	**.0006**	**.0066**	**.0058**	**.0529**	**.1353**	**.0105**	**.0000**
Stddev	.0001	.0001	.0000	.0001	.0001	.0003	.0002	.0002	.0002
%RSD	.5303	114.6	4.679	1.591	2.043	.5796	.1507	1.940	832.4
#1	.0182	.0000	.0006	.0066	.0057	.0532	.1351	.0107	.0002
#2	.0183	.0001	.0006	.0067	.0059	.0527	.1354	.0104	-.0001

Elem	V_2924	Zn2062	As1890	Tl1908	Pb2203	Se1960	Sb2068	Al3961	Ca3179
Avg	**.0005**	**.0371**	**.0003**	**-.0004**	**.0012**	**.0013**	**.0007**	**.0458**	**52.08**
Stddev	.0001	.0003	.0007	.0006	.0004	.0010	.0002	.0009	.02
%RSD	18.00	.7708	198.3	133.4	32.87	77.91	29.91	2.009	.0331
#1	.0006	.0369	.0008	-.0008	.0009	.0006	.0005	.0452	52.09
#2	.0004	.0373	-.0001	.0000	.0015	.0020	.0008	.0465	52.06

Elem	Fe2599	Mg2790	K_7664	Na5895	B_2089	Mo2020	Pd3404	Si2124	Sn1899
Avg	**1.804**	**13.29**	**3.132**	**30.81**	**.0355**	**.0000**	**-.0019**	**3.626**	**.0045**
Stddev	.004	.02	.000	.05	.0001	.000	.0004	.001	.0002
%RSD	.2018	.1272	.0116	.1777	.2188	15420.	19.71	.0127	4.615
#1	1.801	13.30	3.132	30.77	.0356	-.0002	-.0022	3.626	.0044
#2	1.806	13.28	3.132	30.85	.0355	.0002	-.0017	3.626	.0046

Elem	Sr4077	Ti3349	W_2079	Zr3391	S_1820	Bi2230	Li6707
Avg	**.1866**	**.0015**	**-.0070**	**.0038**	**32.52**	**.0003**	**.0039**
Stddev	.0003	.0000	.0005	.0000	.05	.0002	.0000
%RSD	.1817	.5450	6.785	.0897	.1419	52.26	.0550
#1	.1864	.0015	-.0073	.0038	32.49	.0004	.0039
#2	.1869	.0015	-.0066	.0038	32.55	.0002	.0039

Int. Std.	Y_3600	Y_3710	Y_2243	In2306
Avg	**100220.**	**13058.**	**1891.4**	**6243.2**
Stddev	64.	5.	.8	1.8
%RSD	.06337	.04058	.04156	.02838
#1	100170.	13062.	1891.9	6242.0
#2	100260.	13054.	1890.8	6244.5

Zoom In Zoom Out

Sample Name: jb70131-2f Acquired: 6/27/2014 2:54:34 Type: Unk
Method: Accutest1(v206) Mode: CONC Corr. Factor: 1.000000
User: admin Custom ID1: Custom ID2: Custom ID3:
Comment: water 8th

Elem	Ba4554	Be3130	Cd2288	Co2286	Cr2677	Cu3247	Mn2576	Ni2316	Ag3280
Avg	**.0001**	**-.0001**	**-.0003**	**.0004**	**.0000**	**-.0050**	**-.0001**	**.0003**	**.0000**
Stddev	.0001	.0001	.0000	.0000	.0001	.0001	.0000	.0000	.0000
%RSD	41.26	44.45	13.49	6.913	1648.	1.129	15.69	11.29	83.30
#1	.0001	-.0001	-.0002	.0004	.0001	-.0050	-.0001	.0003	.0001
#2	.0002	-.0002	-.0003	.0004	-.0001	-.0049	-.0001	.0003	.0000

Elem	V_2924	Zn2062	As1890	Tl1908	Pb2203	Se1960	Sb2068	Al3961	Ca3179
Avg	**.0000**	**.0000**	**-.0015**	**.0041**	**.0017**	**-.0030**	**.0013**	**-.0014**	**.0029**
Stddev	.000	.0000	.0001	.0002	.0000	.0011	.0002	.0024	.0013
%RSD	684.3	30.05	7.432	3.916	1.858	37.38	13.76	166.9	45.49
#1	.0000	.0000	-.0016	.0042	.0017	-.0022	.0011	.0003	.0020
#2	.0000	.0000	-.0014	.0039	.0018	-.0038	.0014	-.0031	.0039

Elem	Fe2599	Mg2790	K_7664	Na5895	B_2089	Mo2020	Pd3404	Si2124	Sn1899
Avg	**-.0004**	**-.0118**	**-.0388**	**-.0263**	**-.0015**	**-.0016**	**.0008**	**-.0187**	**-.0011**
Stddev	.0001	.0028	.0100	.0035	.0001	.0000	.0002	.0000	.0001
%RSD	24.06	23.64	25.83	13.40	5.239	2.421	20.07	.2592	7.301
#1	-.0003	-.0098	-.0317	-.0238	-.0015	-.0016	.0007	-.0188	-.0011
#2	-.0005	-.0138	-.0458	-.0288	-.0014	-.0015	.0010	-.0187	-.0010

Elem	Sr4077	Ti3349	W_2079	Zr3391	S_1820	Bi2230	Li6707
Avg	**.0000**	**.0004**	**-.0162**	**-.0004**	**-.0041**	**.0015**	**-.0002**
Stddev	.0000	.0001	.0001	.0000	.0004	.0001	.0004
%RSD	55.77	20.77	.4809	2.912	8.962	5.259	209.4
#1	.0000	.0005	-.0162	-.0004	-.0043	.0015	.0001
#2	.0001	.0003	-.0161	-.0004	-.0038	.0014	-.0005

Int. Std.	Y_3600	Y_3710	Y_2243	In2306
Avg	**313360.**	**23669.**	**7741.7**	**24086.**
Stddev	4203.	58.	32.8	80.
%RSD	1.3412	.24614	.42368	.33274
#1	316330.	23628.	7764.8	24142.
#2	310390.	23710.	7718.5	24029.

Zoom In Zoom Out

Sample Name: jb70131-3f Acquired: 6/27/2014 3:00:55 Type: Unk
Method: Accutest1(v206) Mode: CONC Corr. Factor: 1.000000
User: admin Custom ID1: Custom ID2: Custom ID3:
Comment: water 8th

Elem	Ba4554	Be3130	Cd2288	Co2286	Cr2677	Cu3247	Mn2576	Ni2316	Ag3280
Avg	**.0686**	**.0023**	**.0002**	**.0313**	**.0006**	**.0006**	**.0995**	**.0417**	**-.0001**
Stddev	.0001	.0000	.0000	.0002	.0001	.0001	.0002	.0002	.0002
%RSD	.1228	.4013	21.85	.5435	20.57	20.05	.1875	.5073	294.9
#1	.0685	.0023	.0002	.0312	.0007	.0007	.0996	.0416	.0001
#2	.0686	.0023	.0001	.0314	.0005	.0005	.0993	.0419	-.0002

Elem	V_2924	Zn2062	As1890	Tl1908	Pb2203	Se1960	Sb2068	Al3961	Ca3179
Avg	**.0100**	**.1042**	**.0015**	**-.0018**	**.0002**	**.0002**	**.0005**	**1.775**	**5.222**
Stddev	.0001	.0004	.0003	.0000	.0001	.0009	.0002	.001	.018
%RSD	.8890	.3695	21.97	.0259	37.80	546.3	34.70	.0808	.3411
#1	.0100	.1039	.0018	-.0018	.0001	-.0005	.0007	1.774	5.210
#2	.0099	.1044	.0013	-.0018	.0002	.0008	.0004	1.776	5.235

Elem	Fe2599	Mg2790	K_7664	Na5895	B_2089	Mo2020	Pd3404	Si2124	Sn1899
Avg	**1.820**	**6.329**	**9.216**	**11.69**	**.0354**	**-.0004**	**-.0009**	**3.429**	**.0011**
Stddev	.001	.031	.021	.01	.0004	.0001	.0000	.000	.0001
%RSD	.0473	.4941	.2274	.1100	1.009	35.01	4.539	.0032	8.008
#1	1.821	6.306	9.202	11.70	.0352	-.0005	-.0009	3.429	.0012
#2	1.820	6.351	9.231	11.68	.0357	-.0003	-.0009	3.429	.0011

Elem	Sr4077	Ti3349	W_2079	Zr3391	S_1820	Bi2230	Li6707
Avg	**.0451**	**.0001**	**-.0058**	**.0016**	**17.37**	**-.0001**	**.0084**
Stddev	.0002	.0001	.0009	.0000	.11	.0000	.0007
%RSD	.4584	80.88	14.79	2.620	.6301	86.41	8.882
#1	.0452	.0001	-.0052	.0016	17.44	.0000	.0089
#2	.0449	.0000	-.0064	.0015	17.29	-.0001	.0079

Int. Std.	Y_3600	Y_3710	Y_2243	In2306
Avg	**103590.**	**13181.**	**1958.4**	**6513.3**
Stddev	80.	36.	.7	3.6
%RSD	.07685	.27340	.03347	.05573
#1	103530.	13207.	1958.9	6510.7
#2	103640.	13156.	1958.0	6515.9

Zoom In Zoom Out

Sample Name: jb70131-4f Acquired: 6/27/2014 3:07:07 Type: Unk
Method: Accutest1(v206) Mode: CONC Corr. Factor: 1.000000
User: admin Custom ID1: Custom ID2: Custom ID3:
Comment: water 8th

Elem	Ba4554	Be3130	Cd2288	Co2286	Cr2677	Cu3247	Mn2576	Ni2316	Ag3280
Avg	**.0442**	**.0019**	**.0004**	**.0348**	**.0012**	**.0012**	**.6312**	**.0664**	**-.0003**
Stddev	.0000	.0000	.0001	.0000	.0002	.0002	.0030	.0001	.0001
%RSD	.0208	.1461	34.69	.1377	19.18	14.20	.4775	.0943	55.37
#1	.0442	.0019	.0003	.0348	.0010	.0011	.6334	.0663	-.0004
#2	.0442	.0019	.0005	.0348	.0013	.0013	.6291	.0664	-.0002

Elem	V_2924	Zn2062	As1890	Tl1908	Pb2203	Se1960	Sb2068	Al3961	Ca3179
Avg	**.0006**	**.3361**	**.0005**	**-.0020**	**.0029**	**.0031**	**.0009**	**3.916**	**4.265**
Stddev	.0003	.0004	.0001	.0012	.0011	.0010	.0001	.001	.012
%RSD	57.97	.1193	18.26	62.63	38.24	31.48	16.45	.0262	.2844
#1	.0003	.3364	.0006	-.0011	.0036	.0038	.0008	3.915	4.273
#2	.0008	.3358	.0004	-.0028	.0021	.0024	.0010	3.917	4.256

Elem	Fe2599	Mg2790	K_7664	Na5895	B_2089	Mo2020	Pd3404	Si2124	Sn1899
Avg	**.2974**	**8.441**	**4.394**	**18.26**	**.0124**	**-.0007**	**-.0007**	**8.505**	**.0018**
Stddev	.0007	.003	.022	.01	.0009	.0000	.0002	.016	.0010
%RSD	.2511	.0391	.5115	.0682	7.239	3.484	32.93	.1852	56.03
#1	.2979	8.439	4.378	18.27	.0130	-.0008	-.0006	8.494	.0024
#2	.2969	8.444	4.410	18.25	.0117	-.0007	-.0009	8.516	.0011

Elem	Sr4077	Ti3349	W_2079	Zr3391	S_1820	Bi2230	Li6707
Avg	**.0349**	**.0030**	**-.0089**	**.0018**	**21.28**	**-.0011**	**.0402**
Stddev	.0001	.0005	.0007	.0001	.05	.0005	.0002
%RSD	.1587	17.85	7.459	6.224	.2160	40.63	.5302
#1	.0348	.0034	-.0084	.0018	21.25	-.0014	.0403
#2	.0349	.0026	-.0093	.0017	21.31	-.0008	.0400

Int. Std.	Y_3600	Y_3710	Y_2243	In2306
Avg	**104190.**	**13228.**	**1973.6**	**6516.7**
Stddev	249.	71.	4.8	6.8
%RSD	.23934	.53742	.24211	.10411
#1	104010.	13178.	1977.0	6521.5
#2	104370.	13279.	1970.3	6511.9

Zoom In Zoom Out

Sample Name: jb70131-5f Acquired: 6/27/2014 3:13:19 Type: Unk
Method: Accutest1(v206) Mode: CONC Corr. Factor: 1.000000
User: admin Custom ID1: Custom ID2: Custom ID3:
Comment: water 8th

Elem	Ba4554	Be3130	Cd2288	Co2286	Cr2677	Cu3247	Mn2576	Ni2316	Ag3280
Avg	**.0001**	**-.0001**	**.0001**	**-.0001**	**.0002**	**.0003**	**.0001**	**.0002**	**.0000**
Stddev	.0002	.0000	.0000	.0000	.0001	.0002	.0000	.0001	.000
%RSD	200.9	16.41	13.41	.1058	28.32	63.17	58.67	22.51	858.6
#1	.0000	-.0001	.0001	-.0001	.0002	.0004	.0001	.0002	-.0001
#2	.0002	-.0001	.0002	-.0001	.0003	.0002	.0000	.0003	.0001

Elem	V_2924	Zn2062	As1890	Tl1908	Pb2203	Se1960	Sb2068	Al3961	Ca3179
Avg	**-.0002**	**.0009**	**-.0005**	**-.0001**	**-.0008**	**.0017**	**.0001**	**-.0053**	**.0126**
Stddev	.0001	.0000	.0002	.0011	.0004	.0001	.0005	.0043	.0011
%RSD	38.78	.1568	39.93	2070.	55.62	8.072	441.9	82.30	8.320
#1	-.0001	.0009	-.0007	.0007	-.0005	.0016	-.0002	-.0084	.0119
#2	-.0002	.0009	-.0004	-.0009	-.0011	.0018	.0005	-.0022	.0134

Elem	Fe2599	Mg2790	K_7664	Na5895	B_2089	Mo2020	Pd3404	Si2124	Sn1899
Avg	**.0040**	**-.0245**	**-.0223**	**-.0043**	**.0000**	**-.0008**	**.0005**	**.0116**	**.0005**
Stddev	.0011	.0060	.0028	.0005	.000	.0001	.0003	.0002	.0005
%RSD	27.04	24.58	12.41	11.70	2030.	6.609	66.62	1.913	91.98
#1	.0033	-.0202	-.0203	-.0040	.0002	-.0009	.0007	.0115	.0009
#2	.0048	-.0287	-.0243	-.0047	-.0003	-.0008	.0003	.0118	.0002

Elem	Sr4077	Ti3349	W_2079	Zr3391	S_1820	Bi2230	Li6707
Avg	**.0000**	**.0000**	**-.0095**	**-.0003**	**.0018**	**-.0002**	**.0001**
Stddev	.0000	.0002	.0003	.0000	.0017	.0005	.0004
%RSD	.9891	711.1	2.827	13.70	91.33	228.9	283.7
#1	.0000	.0002	-.0097	-.0003	.0006	-.0006	.0004
#2	.0000	-.0001	-.0093	-.0004	.0030	.0001	-.0001

Int. Std.	Y_3600	Y_3710	Y_2243	In2306
Avg	**105560.**	**13222.**	**1983.7**	**6775.8**
Stddev	49.	16.	2.0	2.1
%RSD	.04632	.11803	.10111	.03131
#1	105520.	13233.	1982.3	6774.3
#2	105590.	13211.	1985.1	6777.3

Zoom In Zoom Out

Sample Name: jb70131-6f Acquired: 6/27/2014 3:19:36 Type: Unk
Method: Accutest1(v206) Mode: CONC Corr. Factor: 1.000000
User: admin Custom ID1: Custom ID2: Custom ID3:
Comment: water 8th

Elem	Ba4554	Be3130	Cd2288	Co2286	Cr2677	Cu3247	Mn2576	Ni2316	Ag3280
Avg	**.1154**	**.0009**	**.0009**	**.0190**	**.0013**	**.0021**	**.0556**	**.0255**	**.0000**
Stddev	.0003	.0000	.0000	.0006	.0002	.0002	.0000	.0003	.000
%RSD	.2447	1.903	2.839	3.049	19.36	7.855	.0277	.9915	694.1
#1	.1156	.0009	.0009	.0194	.0011	.0022	.0556	.0257	.0000
#2	.1152	.0009	.0009	.0186	.0014	.0020	.0556	.0253	.0000

Elem	V_2924	Zn2062	As1890	Tl1908	Pb2203	Se1960	Sb2068	Al3961	Ca3179
Avg	**-.0003**	**.0884**	**.0004**	**-.0017**	**.0016**	**.0016**	**-.0002**	**1.827**	**13.17**
Stddev	.0002	.0015	.0005	.0007	.0004	.0025	.0011	.008	.03
%RSD	55.47	1.682	113.9	40.06	22.32	157.7	508.4	.4555	.2420
#1	-.0004	.0894	.0001	-.0022	.0019	.0034	-.0010	1.821	13.19
#2	-.0002	.0873	.0007	-.0012	.0014	-.0002	.0005	1.833	13.15

Elem	Fe2599	Mg2790	K_7664	Na5895	B_2089	Mo2020	Pd3404	Si2124	Sn1899
Avg	**.0157**	**8.420**	**3.610**	**33.79**	**.0252**	**-.0006**	**-.0007**	**4.087**	**.0020**
Stddev	.0014	.011	.024	.00	.0005	.0001	.0006	.063	.0009
%RSD	9.164	.1262	.6772	.0064	1.822	10.36	84.87	1.548	42.55
#1	.0147	8.413	3.627	33.79	.0255	-.0006	-.0011	4.132	.0014
#2	.0167	8.428	3.593	33.79	.0248	-.0007	-.0003	4.043	.0026

Elem	Sr4077	Ti3349	W_2079	Zr3391	S_1820	Bi2230	Li6707
Avg	**.0657**	**.0003**	**-.0086**	**.0011**	**15.69**	**.0002**	**.0110**
Stddev	.0004	.0000	.0008	.0000	.30	.0005	.0005
%RSD	.5937	16.88	9.451	1.414	1.928	258.6	4.120
#1	.0660	.0003	-.0080	.0011	15.91	-.0001	.0114
#2	.0654	.0002	-.0091	.0011	15.48	.0005	.0107

Int. Std.	Y_3600	Y_3710	Y_2243	In2306
Avg	**102140.**	**13111.**	**1940.5**	**6382.2**
Stddev	37.	35.	24.6	85.3
%RSD	.03657	.26325	1.2702	1.3366
#1	102110.	13136.	1923.1	6321.9
#2	102170.	13087.	1958.0	6442.6

Zoom In Zoom Out

Sample Name: ccv Acquired: 6/27/2014 3:25:52 Type: QC
Method: Accutest1(v206) Mode: CONC Corr. Factor: 1.000000
User: admin Custom ID1: Custom ID2: Custom ID3:
Comment: 3

Elem	Ba4554	Be3130	Cd2288	Co2286	Cr2677	Cu3247	Mn2576	Ni2316	Ag3280
Units	ppm	ppm	ppm	ppm	ppm	ppm	ppm	ppm	ppm
Avg	**2.021**	**2.063**	**2.041**	**2.061**	**2.026**	**1.964**	**2.075**	**2.056**	**.2466**
Stddev	.003	.002	.001	.003	.003	.002	.001	.004	.0002
%RSD	.1519	.0904	.0299	.1444	.1625	.1052	.0600	.2055	.0639
#1	2.018	2.061	2.042	2.059	2.024	1.965	2.075	2.053	.2465
#2	2.023	2.064	2.041	2.063	2.028	1.962	2.076	2.059	.2467
Check ?	Chk Pass	Chk Pass	Chk Pass	Chk Pass	Chk Pass	Chk Pass	Chk Pass	Chk Pass	Chk Pass
Value									
Range									

Elem	V_2924	Zn2062	As1890	Tl1908	Pb2203	Se1960	Sb2068	Al3961	Ca3179
Units	ppm	ppm	ppm	ppm	ppm	ppm	ppm	ppm	ppm
Avg	**2.052**	**2.093**	**1.982**	**2.165**	**2.046**	**1.991**	**1.983**	**40.96**	**41.08**
Stddev	.001	.006	.000	.009	.003	.005	.002	.08	.05
%RSD	.0650	.3000	.0118	.4367	.1255	.2489	.0775	.1901	.1099
#1	2.053	2.089	1.982	2.158	2.044	1.995	1.984	40.90	41.11
#2	2.051	2.098	1.982	2.172	2.048	1.988	1.982	41.01	41.05
Check ?	Chk Pass	Chk Pass	Chk Pass	Chk Pass	Chk Pass	Chk Pass	Chk Pass	Chk Pass	Chk Pass
Value									
Range									

Elem	Fe2599	Mg2790	K_7664	Na5895	B_2089	Mo2020	Pd3404	Si2124	Sn1899
Units	ppm	ppm	ppm	ppm	ppm	ppm	ppm	ppm	ppm
Avg	**40.13**	**39.63**	**41.95**	**40.65**	**2.018**	**2.015**	**1.978**	**4.960**	**2.074**
Stddev	.03	.06	.06	.09	.002	.001	.001	.015	.007
%RSD	.0750	.1533	.1531	.2117	.0920	.0645	.0428	.2931	.3268
#1	40.11	39.67	41.91	40.59	2.019	2.016	1.979	4.971	2.069
#2	40.15	39.59	42.00	40.71	2.017	2.014	1.978	4.950	2.079
Check ?	Chk Pass	Chk Pass	Chk Pass	Chk Pass	Chk Pass	Chk Pass	Chk Pass	Chk Pass	Chk Pass
Value									
Range									

Zoom In Zoom Out

Sample Name: ccv Acquired: 6/27/2014 3:25:52 Type: QC
Method: Accutest1(v206) Mode: CONC Corr. Factor: 1.000000
User: admin Custom ID1: Custom ID2: Custom ID3:
Comment: 3

Elem	Sr4077	Ti3349	W_2079	Zr3391	S_1820	Bi2230	Li6707
Units	ppm	ppm	ppm	ppm	ppm	ppm	ppm
Avg	**2.038**	**2.035**	**1.895**	**2.004**	**1.953**	**1.994**	**2.038**
Stddev	.001	.002	.006	.000	.001	.004	.001
%RSD	.0480	.1143	.3152	.0048	.0690	.2121	.0474
#1	2.037	2.033	1.890	2.004	1.954	1.997	2.037
#2	2.038	2.036	1.899	2.004	1.952	1.991	2.038
Check ?	Chk Pass	Chk Pass	Chk Pass	Chk Pass	Chk Pass	Chk Pass	Chk Pass
Value							
Range							

Int. Std.	Y_3600	Y_3710	Y_2243	In2306
Units	Cts/S	Cts/S	Cts/S	Cts/S
Avg	**97675.**	**12882.**	**1910.2**	**6076.1**
Stddev	112.	15.	6.0	8.6
%RSD	.11433	.11264	.31505	.14125
#1	97596.	12892.	1905.9	6070.0
#2	97754.	12871.	1914.4	6082.1

Zoom In Zoom Out

Sample Name: ccb Acquired: 6/27/2014 3:31:55 Type: QC
Method: Accutest1(v206) Mode: CONC Corr. Factor: 1.000000
User: admin Custom ID1: Custom ID2: Custom ID3:
Comment:

Elem	Ba4554	Be3130	Cd2288	Co2286	Cr2677	Cu3247	Mn2576	Ni2316	Ag3280
Units	ppm	ppm	ppm	ppm	ppm	ppm	ppm	ppm	ppm
Avg	**.0003**	**.0001**	**.0002**	**.0001**	**.0004**	**.0002**	**.0002**	**.0006**	**-.0001**
Stddev	.0001	.0000	.0001	.0001	.0001	.0003	.0001	.0001	.0002
%RSD	26.88	27.39	65.42	106.9	37.48	171.8	32.96	15.91	229.1
#1	.0004	.0002	.0003	.0000	.0003	.0004	.0002	.0005	-.0003
#2	.0003	.0001	.0001	.0002	.0005	.0000	.0001	.0006	.0001
Check ?	Chk Pass	Chk Pass	Chk Pass	Chk Pass	Chk Pass	Chk Pass	Chk Pass	Chk Pass	Chk Pass
High Limit									
Low Limit									

Elem	V_2924	Zn2062	As1890	Tl1908	Pb2203	Se1960	Sb2068	Al3961	Ca3179
Units	ppm	ppm	ppm	ppm	ppm	ppm	ppm	ppm	ppm
Avg	**.0000**	**.0002**	**.0005**	F **.0021**	**-.0004**	**-.0008**	**.0008**	**-.0012**	**.0093**
Stddev	.0001	.0001	.0001	.0014	.0008	.0017	.0000	.0005	.0013
%RSD	862.7	44.86	24.47	64.89	173.8	231.0	3.725	43.80	14.25
#1	.0000	.0001	.0006	.0012	.0001	.0005	.0008	-.0016	.0084
#2	.0000	.0003	.0004	.0031	-.0010	-.0020	.0008	-.0008	.0103
Check ?	Chk Pass	Chk Pass	Chk Pass	Chk Fail	Chk Pass	Chk Pass	Chk Pass	Chk Pass	Chk Pass
High Limit				.0020					
Low Limit				-.0020					

Elem	Fe2599	Mg2790	K_7664	Na5895	B_2089	Mo2020	Pd3404	Si2124	Sn1899
Units	ppm	ppm	ppm	ppm	ppm	ppm	ppm	ppm	ppm
Avg	**.0042**	**.0023**	**.0004**	**.0027**	**.0013**	**.0011**	**-.0002**	**.0018**	**.0008**
Stddev	.0023	.0044	.0141	.0011	.0002	.0005	.0003	.0007	.0001
%RSD	53.72	187.9	3927.	39.78	11.86	44.98	195.4	40.76	13.29
#1	.0058	-.0008	.0103	.0035	.0012	.0015	.0001	.0013	.0007
#2	.0026	.0055	-.0096	.0020	.0014	.0008	-.0004	.0023	.0009
Check ?	Chk Pass	Chk Pass	Chk Pass	Chk Pass	Chk Pass	Chk Pass	Chk Pass	Chk Pass	Chk Pass
High Limit									
Low Limit									

Zoom In Zoom Out

Sample Name: ccb Acquired: 6/27/2014 3:31:55 Type: QC
Method: Accutest1(v206) Mode: CONC Corr. Factor: 1.000000
User: admin Custom ID1: Custom ID2: Custom ID3:
Comment:

Elem	Sr4077	Ti3349	W_2079	Zr3391	S_1820	Bi2230	Li6707
Units	ppm	ppm	ppm	ppm	ppm	ppm	ppm
Avg	**.0002**	**.0007**	**.0002**	**.0004**	**.0000**	**.0001**	**.0004**
Stddev	.0000	.0003	.0011	.0001	.000	.0000	.0004
%RSD	8.459	51.10	531.1	18.20	646.4	29.09	107.1
#1	.0002	.0009	.0010	.0003	.0001	.0001	.0001
#2	.0002	.0004	-.0006	.0004	-.0002	.0001	.0007
Check ?	Chk Pass	Chk Pass	Chk Pass	Chk Pass	Chk Pass	Chk Pass	Chk Pass
High Limit							
Low Limit							

Int. Std.	Y_3600	Y_3710	Y_2243	In2306
Units	Cts/S	Cts/S	Cts/S	Cts/S
Avg	**104830.**	**12985.**	**1991.6**	**6773.3**
Stddev	10.	139.	3.3	2.2
%RSD	.00991	1.0688	.16447	.03189
#1	104820.	12886.	1993.9	6774.8
#2	104840.	13083.	1989.3	6771.7

Zoom In Zoom Out

Sample Name: jb70131-7f Acquired: 6/27/2014 3:38:14 Type: Unk
Method: Accutest1(v206) Mode: CONC Corr. Factor: 1.000000
User: admin Custom ID1: Custom ID2: Custom ID3:
Comment: water 8th

Elem	Ba4554	Be3130	Cd2288	Co2286	Cr2677	Cu3247	Mn2576	Ni2316	Ag3280
Avg	**.0960**	**.0013**	**.0001**	**.0320**	**.0007**	**.0010**	**.3029**	**.0444**	**.0002**
Stddev	.0003	.0000	.0000	.0001	.0001	.0000	.0007	.0003	.0004
%RSD	.3206	2.122	22.30	.1876	10.59	.3655	.2393	.6992	225.7
#1	.0958	.0014	.0001	.0320	.0007	.0010	.3034	.0446	.0004
#2	.0962	.0013	.0001	.0319	.0008	.0010	.3023	.0442	-.0001

Elem	V_2924	Zn2062	As1890	Tl1908	Pb2203	Se1960	Sb2068	Al3961	Ca3179
Avg	**.0131**	**.1814**	**.0026**	**-.0018**	**.0008**	**.0013**	**.0001**	**1.541**	**3.637**
Stddev	.0001	.0002	.0004	.0012	.0001	.0001	.0010	.006	.016
%RSD	.4209	.0980	16.70	65.82	7.987	3.973	1179.	.3601	.4400
#1	.0131	.1815	.0029	-.0010	.0008	.0013	.0008	1.537	3.626
#2	.0132	.1812	.0023	-.0027	.0009	.0014	-.0006	1.545	3.648

Elem	Fe2599	Mg2790	K_7664	Na5895	B_2089	Mo2020	Pd3404	Si2124	Sn1899
Avg	**5.971**	**9.442**	**3.249**	**18.49**	**.0173**	**.0003**	**-.0014**	**4.728**	**.0019**
Stddev	.016	.043	.004	.00	.0002	.0001	.0006	.003	.0002
%RSD	.2715	.4518	.1188	.0139	1.281	41.62	45.40	.0611	8.500
#1	5.959	9.412	3.247	18.49	.0172	.0003	-.0019	4.726	.0017
#2	5.982	9.472	3.252	18.48	.0175	.0002	-.0010	4.730	.0020

Elem	Sr4077	Ti3349	W_2079	Zr3391	S_1820	Bi2230	Li6707
Avg	**.0357**	**.0003**	**.0059**	**.0023**	**13.95**	**-.0003**	**.0155**
Stddev	.0000	.0001	.0012	.0001	.00	.0006	.0008
%RSD	.0200	47.35	20.35	2.618	.0240	176.1	4.955
#1	.0357	.0004	.0068	.0023	13.96	.0001	.0160
#2	.0357	.0002	.0051	.0022	13.95	-.0007	.0150

Int. Std.	Y_3600	Y_3710	Y_2243	In2306
Avg	**103730.**	**13250.**	**1976.0**	**6547.4**
Stddev	142.	47.	.9	2.5
%RSD	.13717	.35493	.04643	.03761
#1	103630.	13283.	1976.7	6545.7
#2	103830.	13217.	1975.4	6549.2

Zoom In Zoom Out

Sample Name: jb70131-8f Acquired: 6/27/2014 3:44:24 Type: Unk
Method: Accutest1(v206) Mode: CONC Corr. Factor: 1.000000
User: admin Custom ID1: Custom ID2: Custom ID3:
Comment: water 8th

Elem	Ba4554	Be3130	Cd2288	Co2286	Cr2677	Cu3247	Mn2576	Ni2316	Ag3280
Avg	**.0143**	**-.0001**	**.0005**	**.0011**	**.0013**	**.0032**	**.0178**	**.0011**	**.0003**
Stddev	.0000	.0000	.0001	.0003	.0002	.0002	.0002	.0004	.0001
%RSD	.3070	29.26	12.39	26.70	19.52	5.599	.8624	34.97	28.62
#1	.0143	.0000	.0005	.0013	.0011	.0030	.0180	.0014	.0002
#2	.0143	-.0001	.0004	.0009	.0014	.0033	.0177	.0008	.0004

Elem	V_2924	Zn2062	As1890	Tl1908	Pb2203	Se1960	Sb2068	Al3961	Ca3179
Avg	**.0049**	**.0020**	**.0007**	**.0009**	**.0001**	**.0014**	**-.0012**	**-.0048**	**37.84**
Stddev	.0001	.0001	.0005	.0008	.0003	.0022	.0004	.0003	.03
%RSD	2.198	3.337	62.23	93.71	495.0	163.8	36.59	6.462	.0668
#1	.0048	.0019	.0004	.0003	-.0001	-.0002	-.0009	-.0050	37.85
#2	.0050	.0020	.0011	.0015	.0003	.0029	-.0015	-.0046	37.82

Elem	Fe2599	Mg2790	K_7664	Na5895	B_2089	Mo2020	Pd3404	Si2124	Sn1899
Avg	**.0240**	**47.46**	**.7775**	**3.331**	**.0384**	**.0007**	**-.0010**	**.8669**	**.0032**
Stddev	.0000	.03	.0037	.005	.0001	.0000	.0000	.0027	.0005
%RSD	.1003	.0578	.4775	.1413	.2312	4.229	3.376	.3163	16.13
#1	.0240	47.44	.7749	3.334	.0384	.0007	-.0010	.8650	.0028
#2	.0239	47.48	.7801	3.328	.0385	.0007	-.0010	.8689	.0036

Elem	Sr4077	Ti3349	W_2079	Zr3391	S_1820	Bi2230	Li6707
Avg	**.0550**	**.0005**	**-.0012**	**.0016**	**11.79**	**.0004**	**.0003**
Stddev	.0001	.0003	.0000	.0000	.03	.0002	.0003
%RSD	.0911	55.94	.6808	1.353	.2782	50.69	101.5
#1	.0551	.0003	-.0012	.0016	11.77	.0002	.0001
#2	.0550	.0007	-.0012	.0015	11.81	.0005	.0004

Int. Std.	Y_3600	Y_3710	Y_2243	In2306
Avg	**101730.**	**12985.**	**1918.0**	**6361.1**
Stddev	385.	7.	4.9	10.8
%RSD	.37807	.05352	.25471	.16927
#1	101450.	12990.	1921.5	6368.7
#2	102000.	12980.	1914.6	6353.5

Zoom In Zoom Out

Sample Name: jb68667-2r Acquired: 6/27/2014 3:50:38 Type: Unk
Method: Accutest1(v206) Mode: CONC Corr. Factor: 1.000000
User: admin Custom ID1: Custom ID2: Custom ID3:
Comment: water 8th

Elem	Ba4554	Be3130	Cd2288	Co2286	Cr2677	Cu3247	Mn2576	Ni2316	Ag3280
Avg	**.5249**	**.0018**	**.0008**	**.0009**	**.0020**	**.0034**	**.1581**	**.0054**	**-.0002**
Stddev	.0008	.0001	.0003	.0002	.0003	.0003	.0003	.0002	.0000
%RSD	.1438	5.702	40.91	27.07	16.55	8.999	.1936	3.298	3.706
#1	.5244	.0017	.0006	.0007	.0022	.0036	.1583	.0055	-.0002
#2	.5254	.0019	.0011	.0011	.0018	.0032	.1579	.0053	-.0002

Elem	V_2924	Zn2062	As1890	Tl1908	Pb2203	Se1960	Sb2068	Al3961	Ca3179
Avg	**.0019**	**.0102**	**.0003**	**-.0259**	**.0047**	**.0065**	**-.0032**	**-.0500**	**258.5**
Stddev	.0001	.0002	.0005	.0038	.0007	.0026	.0004	.0007	1.0
%RSD	4.965	1.668	156.4	14.56	15.46	39.36	11.40	1.371	.3683
#1	.0020	.0104	.0000	-.0286	.0052	.0083	-.0030	-.0495	259.1
#2	.0019	.0101	.0007	-.0233	.0042	.0047	-.0035	-.0505	257.8

Elem	Fe2599	Mg2790	K_7664	Na5895	B_2089	Mo2020	Pd3404	Si2124	Sn1899
Avg	**2.069**	**349.0**	**93.10**	**1624.**	**1.275**	**.0377**	**-.0067**	**16.45**	**.0108**
Stddev	.007	1.8	.09	12.	.004	.0001	.0007	.20	.0005
%RSD	.3212	.5134	.1017	.7608	.2999	.1691	10.81	1.212	4.723
#1	2.064	350.3	93.17	1633.	1.272	.0377	-.0072	16.31	.0104
#2	2.073	347.8	93.03	1616.	1.277	.0378	-.0062	16.59	.0112

Elem	Sr4077	Ti3349	W_2079	Zr3391	S_1820	Bi2230	Li6707
Avg	**5.212**	**.0026**	**-.0065**	**.0125**	**130.1**	**.0003**	**.0307**
Stddev	.032	.0002	.0005	.0001	.4	.0007	.0001
%RSD	.6183	6.299	7.065	1.091	.3176	232.6	.1649
#1	5.235	.0027	-.0062	.0126	130.4	-.0002	.0307
#2	5.189	.0025	-.0069	.0124	129.8	.0008	.0306

Int. Std.	Y_3600	Y_3710	Y_2243	In2306
Avg	**75627.**	**11999.**	**1434.5**	**4247.3**
Stddev	26.	18.	3.4	.5
%RSD	.03382	.14765	.23483	.01253
#1	75609.	11986.	1436.9	4246.9
#2	75645.	12011.	1432.1	4247.6

Zoom In Zoom Out

Sample Name: jb68667-6r Acquired: 6/27/2014 3:57:06 Type: Unk
Method: Accutest1(v206) Mode: CONC Corr. Factor: 1.000000
User: admin Custom ID1: Custom ID2: Custom ID3:
Comment: water 8th

Elem	Ba4554	Be3130	Cd2288	Co2286	Cr2677	Cu3247	Mn2576	Ni2316	Ag3280
Avg	**.2738**	**.0009**	**.0008**	**.0004**	**.0015**	**.0027**	**.0815**	**.0013**	**.0001**
Stddev	.0002	.0000	.0001	.0004	.0002	.0002	.0002	.0004	.0001
%RSD	.0811	1.275	6.163	114.7	10.36	7.672	.2308	31.77	94.91
#1	.2737	.0009	.0008	.0006	.0014	.0025	.0813	.0010	.0000
#2	.2740	.0009	.0009	.0001	.0016	.0028	.0816	.0015	.0001

Elem	V_2924	Zn2062	As1890	Tl1908	Pb2203	Se1960	Sb2068	Al3961	Ca3179
Avg	**.0002**	**.0109**	**.0002**	**-.0112**	**.0059**	**.0086**	**-.0024**	**-.0368**	**157.8**
Stddev	.0003	.0001	.0009	.0007	.0000	.0001	.0010	.0023	.4
%RSD	137.7	1.073	426.1	6.625	.8184	.8256	41.72	6.228	.2405
#1	.0000	.0110	-.0004	-.0117	.0058	.0087	-.0017	-.0385	158.0
#2	.0004	.0109	.0008	-.0107	.0059	.0086	-.0031	-.0352	157.5

Elem	Fe2599	Mg2790	K_7664	Na5895	B_2089	Mo2020	Pd3404	Si2124	Sn1899
Avg	**1.208**	**169.2**	**48.48**	**931.4**	**1.157**	**.0013**	**-.0042**	**23.33**	**.0122**
Stddev	.004	.6	.02	10.8	.002	.0003	.0002	.09	.0015
%RSD	.3383	.3643	.0373	1.161	.2082	20.07	5.861	.4012	12.06
#1	1.205	169.6	48.49	939.1	1.159	.0011	-.0043	23.27	.0111
#2	1.211	168.7	48.47	923.8	1.156	.0015	-.0040	23.40	.0132

Elem	Sr4077	Ti3349	W_2079	Zr3391	S_1820	Bi2230	Li6707
Avg	**3.356**	**.0013**	**-.0064**	**.0056**	**70.88**	**-.0006**	**.0184**
Stddev	.008	.0001	.0003	.0001	.17	.0007	.0003
%RSD	.2491	7.334	4.165	2.396	.2355	116.3	1.690
#1	3.350	.0014	-.0062	.0057	71.00	-.0001	.0186
#2	3.362	.0013	-.0066	.0055	70.76	-.0010	.0182

Int. Std.	Y_3600	Y_3710	Y_2243	In2306
Avg	**83622.**	**12406.**	**1597.8**	**4838.9**
Stddev	65.	45.	2.3	5.9
%RSD	.07790	.36275	.14491	.12261
#1	83668.	12374.	1596.2	4834.7
#2	83576.	12438.	1599.4	4843.1

Zoom In Zoom Out

Sample Name: jb68667-8r Acquired: 6/27/2014 4:03:23 Type: Unk
Method: Accutest1(v206) Mode: CONC Corr. Factor: 1.000000
User: admin Custom ID1: Custom ID2: Custom ID3:
Comment: water 8th

Elem	Ba4554	Be3130	Cd2288	Co2286	Cr2677	Cu3247	Mn2576	Ni2316	Ag3280
Avg	**.5728**	**.0013**	**.0007**	**.0007**	**.0020**	**.0028**	**.2499**	**.0014**	**-.0003**
Stddev	.0014	.0000	.0003	.0001	.0004	.0001	.0006	.0003	.0000
%RSD	.2499	1.454	43.99	20.36	19.99	5.130	.2419	18.46	4.554
#1	.5738	.0013	.0009	.0008	.0023	.0027	.2503	.0016	-.0003
#2	.5718	.0013	.0005	.0006	.0017	.0029	.2495	.0012	-.0003

Elem	V_2924	Zn2062	As1890	Tl1908	Pb2203	Se1960	Sb2068	Al3961	Ca3179
Avg	**.0012**	**.0091**	**-.0001**	**-.0184**	**.0015**	**.0024**	**-.0016**	**-.0232**	**135.9**
Stddev	.0002	.0002	.0005	.0008	.0011	.0026	.0007	.0057	.2
%RSD	20.55	2.138	576.8	4.399	74.06	110.3	45.18	24.74	.1145
#1	.0014	.0090	.0003	-.0190	.0007	.0042	-.0011	-.0191	135.8
#2	.0010	.0092	-.0005	-.0179	.0023	.0005	-.0021	-.0273	136.0

Elem	Fe2599	Mg2790	K_7664	Na5895	B_2089	Mo2020	Pd3404	Si2124	Sn1899
Avg	**.4089**	**165.9**	**66.94**	**1194.**	**1.099**	**.0628**	**-.0034**	**11.93**	**.0109**
Stddev	.0026	.1	.05	5.	.000	.0003	.0000	.00	.0010
%RSD	.6238	.0657	.0689	.3880	.0117	.4710	.6177	.0001	9.526
#1	.4071	165.8	66.97	1197.	1.099	.0626	-.0034	11.93	.0102
#2	.4107	166.0	66.91	1190.	1.099	.0630	-.0034	11.93	.0116

Elem	Sr4077	Ti3349	W_2079	Zr3391	S_1820	Bi2230	Li6707
Avg	**2.217**	**.0017**	**-.0078**	**.0086**	**93.32**	**.0011**	**.0230**
Stddev	.000	.0002	.0000	.0000	.01	.0001	.0006
%RSD	.0033	9.784	.2480	.5125	.0102	9.047	2.707
#1	2.217	.0016	-.0078	.0086	93.32	.0012	.0225
#2	2.217	.0018	-.0078	.0086	93.33	.0010	.0234

Int. Std.	Y_3600	Y_3710	Y_2243	In2306
Avg	**81040.**	**12263.**	**1559.6**	**4652.1**
Stddev	121.	3.	2.7	3.6
%RSD	.14970	.02845	.17296	.07631
#1	80954.	12261.	1561.5	4654.6
#2	81126.	12266.	1557.7	4649.6

Zoom In Zoom Out

Sample Name: jb68667-10r Acquired: 6/27/2014 4:09:40 Type: Unk
Method: Accutest1(v206) Mode: CONC Corr. Factor: 1.000000
User: admin Custom ID1: Custom ID2: Custom ID3:
Comment: water 8th

Elem	Ba4554	Be3130	Cd2288	Co2286	Cr2677	Cu3247	Mn2576	Ni2316	Ag3280
Avg	**.1942**	**.0018**	**.0008**	**.0005**	**.0018**	**.0027**	**.0085**	**.0030**	**.0001**
Stddev	.0003	.0000	.0000	.0005	.0000	.0001	.0000	.0007	.0004
%RSD	.1326	1.163	2.950	110.8	.4199	2.656	.0663	23.94	280.6
#1	.1944	.0018	.0008	.0009	.0018	.0027	.0085	.0035	.0004
#2	.1940	.0018	.0008	.0001	.0018	.0028	.0085	.0025	-.0001

Elem	V_2924	Zn2062	As1890	Tl1908	Pb2203	Se1960	Sb2068	Al3961	Ca3179
Avg	**.0040**	**.0078**	**.0005**	**-.0312**	**.0032**	**.0034**	**-.0025**	**-.0388**	**154.0**
Stddev	.0003	.0002	.0007	.0025	.0006	.0006	.0002	.0024	.7
%RSD	6.784	2.222	150.8	7.906	17.21	18.61	8.316	6.290	.4522
#1	.0038	.0079	.0010	-.0295	.0028	.0029	-.0026	-.0405	154.5
#2	.0042	.0077	.0000	-.0330	.0036	.0038	-.0023	-.0371	153.5

Elem	Fe2599	Mg2790	K_7664	Na5895	B_2089	Mo2020	Pd3404	Si2124	Sn1899
Avg	**.0156**	**219.9**	**92.77**	**1389.**	**1.307**	**.0030**	**-.0035**	**17.68**	**.0088**
Stddev	.0002	1.1	.11	19.	.003	.0002	.0001	.02	.0008
%RSD	1.145	.5044	.1132	1.340	.2125	5.996	3.948	.1039	9.179
#1	.0158	220.7	92.84	1403.	1.305	.0029	-.0036	17.66	.0094
#2	.0155	219.1	92.69	1376.	1.309	.0031	-.0034	17.69	.0083

Elem	Sr4077	Ti3349	W_2079	Zr3391	S_1820	Bi2230	Li6707
Avg	**2.380**	**.0009**	**-.0082**	**.0056**	**74.47**	**.0001**	**.0320**
Stddev	.005	.0002	.0018	.0000	.07	.0005	.0004
%RSD	.2087	25.81	22.06	.8709	.0987	648.6	1.153
#1	2.383	.0007	-.0095	.0056	74.42	-.0003	.0317
#2	2.376	.0010	-.0069	.0056	74.52	.0004	.0323

Int. Std.	Y_3600	Y_3710	Y_2243	In2306
Avg	**78308.**	**12039.**	**1511.1**	**4477.4**
Stddev	71.	73.	3.4	9.0
%RSD	.09086	.60561	.22709	.20093
#1	78257.	11987.	1513.6	4483.8
#2	78358.	12090.	1508.7	4471.1

Zoom In Zoom Out

Sample Name: ccv Acquired: 6/27/2014 4:16:01 Type: QC
Method: Accutest1(v206) Mode: CONC Corr. Factor: 1.000000
User: admin Custom ID1: Custom ID2: Custom ID3:
Comment:

Elem	Ba4554	Be3130	Cd2288	Co2286	Cr2677	Cu3247	Mn2576	Ni2316	Ag3280
Units	ppm	ppm	ppm	ppm	ppm	ppm	ppm	ppm	ppm
Avg	**2.034**	**2.062**	**2.056**	**2.066**	**2.043**	**1.942**	**2.073**	**2.067**	**.2463**
Stddev	.001	.003	.009	.008	.002	.001	.002	.005	.0000
%RSD	.0445	.1475	.4253	.3673	.0724	.0711	.0973	.2647	.0020
#1	2.033	2.064	2.050	2.061	2.044	1.941	2.075	2.063	.2463
#2	2.034	2.060	2.063	2.072	2.042	1.943	2.072	2.071	.2463
Check ?	Chk Pass	Chk Pass	Chk Pass	Chk Pass	Chk Pass	Chk Pass	Chk Pass	Chk Pass	Chk Pass
Value									
Range									

Elem	V_2924	Zn2062	As1890	Tl1908	Pb2203	Se1960	Sb2068	Al3961	Ca3179
Units	ppm	ppm	ppm	ppm	ppm	ppm	ppm	ppm	ppm
Avg	**2.032**	**2.105**	**2.000**	**2.161**	**2.052**	**2.006**	**1.999**	**40.63**	**41.61**
Stddev	.001	.004	.009	.016	.003	.007	.008	.10	.02
%RSD	.0315	.1968	.4341	.7185	.1504	.3551	.4048	.2452	.0496
#1	2.033	2.102	1.994	2.150	2.050	2.001	1.993	40.70	41.59
#2	2.032	2.108	2.006	2.172	2.055	2.011	2.005	40.56	41.62
Check ?	Chk Pass	Chk Pass	Chk Pass	Chk Pass	Chk Pass	Chk Pass	Chk Pass	Chk Pass	Chk Pass
Value									
Range									

Elem	Fe2599	Mg2790	K_7664	Na5895	B_2089	Mo2020	Pd3404	Si2124	Sn1899
Units	ppm	ppm	ppm	ppm	ppm	ppm	ppm	ppm	ppm
Avg	**40.20**	**40.06**	**42.24**	**40.10**	**2.038**	**2.027**	**1.972**	**5.034**	**2.091**
Stddev	.01	.07	.00	.07	.012	.009	.002	.015	.007
%RSD	.0354	.1825	.0096	.1785	.6034	.4635	.0913	.2979	.3284
#1	40.19	40.01	42.24	40.15	2.029	2.020	1.973	5.023	2.086
#2	40.21	40.11	42.24	40.04	2.046	2.034	1.971	5.044	2.096
Check ?	Chk Pass	Chk Pass	Chk Pass	Chk Pass	Chk Pass	Chk Pass	Chk Pass	Chk Pass	Chk Pass
Value									
Range									

Zoom In Zoom Out

Sample Name: ccv Acquired: 6/27/2014 4:16:01 Type: QC
Method: Accutest1(v206) Mode: CONC Corr. Factor: 1.000000
User: admin Custom ID1: Custom ID2: Custom ID3:
Comment:

Elem	Sr4077	Ti3349	W_2079	Zr3391	S_1820	Bi2230	Li6707
Units	ppm	ppm	ppm	ppm	ppm	ppm	ppm
Avg	**2.071**	**2.033**	**1.923**	**2.010**	**1.961**	**2.006**	**2.062**
Stddev	.003	.001	.015	.001	.011	.007	.002
%RSD	.1388	.0684	.7786	.0505	.5650	.3430	.0746
#1	2.069	2.034	1.913	2.011	1.953	2.001	2.061
#2	2.073	2.032	1.934	2.009	1.969	2.011	2.063
Check ?	Chk Pass	Chk Pass	Chk Pass	Chk Pass	Chk Pass	Chk Pass	Chk Pass
Value							
Range							

Int. Std.	Y_3600	Y_3710	Y_2243	In2306
Units	Cts/S	Cts/S	Cts/S	Cts/S
Avg	**98143.**	**12724.**	**1897.0**	**6052.1**
Stddev	70.	11.	9.9	23.0
%RSD	.07155	.08540	.52218	.38004
#1	98193.	12717.	1904.0	6068.4
#2	98093.	12732.	1890.0	6035.9

Zoom In Zoom Out

Sample Name: ccb Acquired: 6/27/2014 4:22:05 Type: QC
Method: Accutest1(v206) Mode: CONC Corr. Factor: 1.000000
User: admin Custom ID1: Custom ID2: Custom ID3:
Comment:

Elem	Ba4554	Be3130	Cd2288	Co2286	Cr2677	Cu3247	Mn2576	Ni2316	Ag3280
Units	ppm	ppm	ppm	ppm	ppm	ppm	ppm	ppm	ppm
Avg	**.0004**	**.0002**	**.0003**	**.0002**	**.0002**	**.0000**	**.0003**	**.0006**	**-.0002**
Stddev	.0001	.0000	.0001	.0001	.0000	.000	.0000	.0001	.0001
%RSD	24.33	10.83	53.19	34.81	17.93	94.72	2.591	16.25	57.53
#1	.0005	.0002	.0002	.0002	.0003	.0000	.0003	.0006	-.0001
#2	.0004	.0002	.0004	.0003	.0002	-.0001	.0003	.0005	-.0003
Check ?	Chk Pass	Chk Pass	Chk Pass	Chk Pass	Chk Pass	Chk Pass	Chk Pass	Chk Pass	Chk Pass
High Limit									
Low Limit									

Elem	V_2924	Zn2062	As1890	Tl1908	Pb2203	Se1960	Sb2068	Al3961	Ca3179
Units	ppm	ppm	ppm	ppm	ppm	ppm	ppm	ppm	ppm
Avg	**.0000**	**.0001**	**.0009**	**.0010**	**.0000**	**.0005**	**.0008**	**.0023**	**.0088**
Stddev	.0000	.0000	.0002	.0001	.001	.0003	.0001	.0047	.0015
%RSD	96.37	.1694	25.77	15.24	960.8	56.71	10.22	202.7	16.73
#1	.0000	.0001	.0011	.0009	-.0004	.0007	.0008	.0057	.0078
#2	.0000	.0001	.0008	.0011	.0003	.0003	.0009	-.0010	.0098
Check ?	Chk Pass	Chk Pass	Chk Pass	Chk Pass	Chk Pass	Chk Pass	Chk Pass	Chk Pass	Chk Pass
High Limit									
Low Limit									

Elem	Fe2599	Mg2790	K_7664	Na5895	B_2089	Mo2020	Pd3404	Si2124	Sn1899
Units	ppm	ppm	ppm	ppm	ppm	ppm	ppm	ppm	ppm
Avg	**.0044**	**-.0210**	**.0692**	**.1214**	**.0015**	**.0013**	**.0005**	F **.0263**	**.0008**
Stddev	.0012	.0038	.0012	.0026	.0001	.0002	.0000	.0010	.0001
%RSD	28.16	18.13	1.775	2.149	5.034	12.85	6.182	3.629	7.321
#1	.0035	-.0237	.0700	.1232	.0015	.0014	.0005	.0270	.0007
#2	.0053	-.0183	.0683	.1195	.0016	.0012	.0005	.0256	.0008
Check ?	Chk Pass	Chk Pass	Chk Pass	Chk Pass	Chk Pass	Chk Pass	Chk Pass	Chk Fail	Chk Pass
High Limit								.0200	
Low Limit								-.0200	

Zoom In Zoom Out

Sample Name: ccb Acquired: 6/27/2014 4:22:05 Type: QC
Method: Accutest1(v206) Mode: CONC Corr. Factor: 1.000000
User: admin Custom ID1: Custom ID2: Custom ID3:
Comment:

Elem	Sr4077	Ti3349	W_2079	Zr3391	S_1820	Bi2230	Li6707
Units	ppm	ppm	ppm	ppm	ppm	ppm	ppm
Avg	**.0002**	**.0006**	**.0016**	**.0003**	**.0000**	**.0007**	**.0002**
Stddev	.0001	.0001	.0013	.0000	.0002	.0006	.0003
%RSD	35.74	24.01	79.29	9.816	9402.	84.50	230.8
#1	.0003	.0005	.0025	.0003	-.0001	.0003	-.0001
#2	.0002	.0007	.0007	.0003	.0001	.0011	.0004
Check ?	Chk Pass	Chk Pass	Chk Pass	Chk Pass	Chk Pass	Chk Pass	Chk Pass
High Limit							
Low Limit							

Int. Std.	Y_3600	Y_3710	Y_2243	In2306
Units	Cts/S	Cts/S	Cts/S	Cts/S
Avg	**104970.**	**12874.**	**1996.0**	**6767.9**
Stddev	235.	99.	6.3	11.4
%RSD	.22400	.77042	.31732	.16883
#1	105140.	12804.	2000.5	6776.0
#2	104810.	12945.	1991.5	6759.9

Zoom In Zoom Out

Sample Name: cri Acquired: 6/27/2014 4:28:24 Type: QC
Method: Accutest1(v206) Mode: CONC Corr. Factor: 1.000000
User: admin Custom ID1: Custom ID2: Custom ID3:
Comment:

Elem	Ba4554	Be3130	Cd2288	Co2286	Cr2677	Cu3247	Mn2576	Ni2316	Ag3280
Units	ppm	ppm	ppm	ppm	ppm	ppm	ppm	ppm	ppm
Avg	**.2081**	**.0023**	**.0034**	**.0526**	**.0110**	**.0101**	**.0166**	**.0110**	**.0049**
Stddev	.0001	.0000	.0001	.0002	.0001	.0001	.0001	.0002	.0003
%RSD	.0358	.2722	1.604	.3036	1.172	1.386	.4544	2.234	5.754
#1	.2080	.0023	.0034	.0525	.0111	.0100	.0165	.0112	.0047
#2	.2081	.0023	.0034	.0527	.0109	.0102	.0166	.0108	.0051
Check ?	Chk Pass	Chk Pass	Chk Pass	Chk Pass	Chk Pass	Chk Pass	Chk Pass	Chk Pass	Chk Pass
Value									
Range									

Elem	V_2924	Zn2062	As1890	Tl1908	Pb2203	Se1960	Sb2068	Al3961	Ca3179
Units	ppm	ppm	ppm	ppm	ppm	ppm	ppm	ppm	ppm
Avg	**.0549**	**.0245**	**.0085**	**.0117**	**.0028**	**.0130**	**.0063**	**.1967**	**5.231**
Stddev	.0002	.0001	.0002	.0003	.0006	.0006	.0001	.0029	.022
%RSD	.3236	.2548	2.821	2.636	20.38	4.593	1.105	1.482	.4127
#1	.0547	.0244	.0084	.0115	.0024	.0126	.0063	.1987	5.246
#2	.0550	.0245	.0087	.0119	.0032	.0134	.0062	.1946	5.216
Check ?	Chk Pass	Chk Pass	Chk Pass	Chk Pass	Chk Pass	Chk Pass	Chk Pass	Chk Pass	Chk Pass
Value									
Range									

Elem	Fe2599	Mg2790	K_7664	Na5895	B_2089	Mo2020	Pd3404	Si2124	Sn1899
Units	ppm	ppm	ppm	ppm	ppm	ppm	ppm	ppm	ppm
Avg	**.1077**	**5.153**	**5.399**	**5.198**	**.1061**	**.0215**	**.0548**	**.2228**	**.0121**
Stddev	.0028	.004	.002	.021	.0005	.0001	.0005	.0011	.0002
%RSD	2.646	.0772	.0443	.3986	.4831	.5627	.8433	.4932	2.004
#1	.1057	5.150	5.400	5.213	.1057	.0216	.0551	.2220	.0119
#2	.1097	5.155	5.397	5.183	.1064	.0214	.0544	.2236	.0123
Check ?	Chk Pass	Chk Pass	Chk Pass	Chk Pass	Chk Pass	Chk Pass	Chk Pass	Chk Pass	Chk Pass
Value									
Range									

Zoom In Zoom Out

Sample Name: cri Acquired: 6/27/2014 4:28:24 Type: QC
Method: Accutest1(v206) Mode: CONC Corr. Factor: 1.000000
User: admin Custom ID1: Custom ID2: Custom ID3:
Comment:

Elem	Sr4077	Ti3349	W_2079	Zr3391	S_1820	Bi2230	Li6707
Units	ppm	ppm	ppm	ppm	ppm	ppm	ppm
Avg	**.0110**	**.0113**	**.0487**	**.0118**	**.0480**	**.0214**	**.0222**
Stddev	.0000	.0003	.0001	.0002	.0005	.0009	.0001
%RSD	.4352	2.936	.2741	1.451	1.074	4.346	.3867
#1	.0110	.0115	.0488	.0119	.0484	.0207	.0222
#2	.0110	.0110	.0486	.0117	.0476	.0220	.0221
Check ?	Chk Pass	Chk Pass	Chk Pass	Chk Pass	Chk Pass	Chk Pass	Chk Pass
Value							
Range							

Int. Std.	Y_3600	Y_3710	Y_2243	In2306
Units	Cts/S	Cts/S	Cts/S	Cts/S
Avg	**102940.**	**12714.**	**1958.6**	**6588.5**
Stddev	56.	36.	1.1	1.9
%RSD	.05468	.28325	.05411	.02907
#1	102900.	12689.	1959.3	6587.1
#2	102980.	12740.	1957.8	6589.8

Zoom In Zoom Out

Sample Name: crid Acquired: 6/27/2014 4:34:38 Type: QC
Method: Accutest1(v206) Mode: CONC Corr. Factor: 1.000000
User: admin Custom ID1: Custom ID2: Custom ID3:
Comment:

Elem	Ba4554	Be3130	Cd2288	Co2286	Cr2677	Cu3247	Mn2576	Ni2316	Ag3280
Units	ppm	ppm	ppm	ppm	ppm	ppm	ppm	ppm	ppm
Avg	**.0041**	**.0010**	**.0012**	**.0031**	**.0023**	**.0019**	**.0032**	**.0045**	**.0010**
Stddev	.0000	.0000	.0001	.0000	.0002	.0001	.0000	.0001	.0002
%RSD	.8813	1.669	4.627	1.005	7.273	3.757	.1278	2.212	18.69
#1	.0041	.0010	.0011	.0031	.0022	.0019	.0032	.0045	.0012
#2	.0041	.0010	.0012	.0031	.0025	.0018	.0032	.0044	.0009
Check ?	Chk Pass	Chk Pass	Chk Pass	Chk Pass	Chk Pass	Chk Pass	Chk Pass	Chk Pass	Chk Pass
Value									
Range									

Elem	V_2924	Zn2062	As1890	Tl1908	Pb2203	Se1960	Sb2068	Al3961	Ca3179
Units	ppm	ppm	ppm	ppm	ppm	ppm	ppm	ppm	ppm
Avg	**.0018**	**.0112**	**.0030**	**.0018**	**.0022**	**.0055**	**.0034**	**.0963**	**1.028**
Stddev	.0002	.0002	.0000	.0024	.0002	.0008	.0003	.0025	.003
%RSD	12.67	1.612	1.102	134.5	9.901	14.69	8.808	2.617	.2840
#1	.0020	.0111	.0029	.0001	.0020	.0049	.0036	.0981	1.030
#2	.0017	.0114	.0030	.0035	.0023	.0061	.0032	.0945	1.026
Check ?	Chk Pass	Chk Pass	Chk Pass	Chk Pass	Chk Pass	Chk Pass	Chk Pass	Chk Pass	Chk Pass
Value									
Range									

Elem	Fe2599	Mg2790	K_7664	Na5895	B_2089	Mo2020	Pd3404	Si2124	Sn1899
Units	ppm	ppm	ppm	ppm	ppm	ppm	ppm	ppm	ppm
Avg	**.0009**	**.0895**	**2.163**	**1.081**	**.0104**	**-.0007**	**.0002**	**.0150**	**.0004**
Stddev	.0001	.0027	.020	.004	.0002	.0001	.0004	.0000	.0006
%RSD	15.07	2.983	.9313	.4013	2.275	20.77	236.7	.1787	149.7
#1	.0010	.0914	2.149	1.078	.0102	-.0006	-.0001	.0150	.0009
#2	.0008	.0876	2.177	1.084	.0105	-.0008	.0004	.0150	.0000
Check ?	None	Chk Pass	Chk Pass	Chk Pass	Chk Pass	None	None	None	None
Value									
Range									

Zoom In Zoom Out

Sample Name: crid Acquired: 6/27/2014 4:34:38 Type: QC
Method: Accutest1(v206) Mode: CONC Corr. Factor: 1.000000
User: admin Custom ID1: Custom ID2: Custom ID3:
Comment:

Elem	Sr4077	Ti3349	W_2079	Zr3391	S_1820	Bi2230	Li6707
Units	ppm	ppm	ppm	ppm	ppm	ppm	ppm
Avg	**.0000**	**.0000**	**-.0059**	**-.0002**	**-.0005**	**-.0002**	**-.0003**
Stddev	.0000	.0000	.0001	.0000	.0000	.0002	.0003
%RSD	308.5	480.4	2.175	8.360	7.866	66.02	121.3
#1	.0000	.0000	-.0060	-.0002	-.0005	-.0001	.0000
#2	.0000	.0000	-.0058	-.0002	-.0005	-.0003	-.0005
Check ?	None	None	None	None	None	None	None
Value							
Range							

Int. Std.	Y_3600	Y_3710	Y_2243	In2306
Units	Cts/S	Cts/S	Cts/S	Cts/S
Avg	**105990.**	**13051.**	**2009.2**	**6813.6**
Stddev	145.	17.	5.8	8.4
%RSD	.13690	.13038	.29073	.12321
#1	105890.	13063.	2013.3	6819.6
#2	106090.	13039.	2005.0	6807.7

Zoom In Zoom Out

Sample Name: cria Acquired: 6/27/2014 4:40:57 Type: QC
Method: Accutest1(v206) Mode: CONC Corr. Factor: 1.000000
User: admin Custom ID1: Custom ID2: Custom ID3:
Comment:

Elem	Ba4554	Be3130	Cd2288	Co2286	Cr2677	Cu3247	Mn2576	Ni2316	Ag3280
Units	ppm	ppm	ppm	ppm	ppm	ppm	ppm	ppm	ppm
Avg	**.0001**	**-.0001**	**.0001**	**.0000**	**.0001**	**-.0001**	**.0000**	**.0001**	**.0001**
Stddev	.0000	.0000	.0001	.000	.0001	.0002	.0000	.0002	.0000
%RSD	67.72	27.25	65.29	65.25	51.20	202.9	97.24	153.7	8.213
#1	.0001	-.0001	.0001	.0000	.0002	-.0002	.0000	.0000	.0001
#2	.0000	-.0001	.0002	-.0001	.0001	.0000	.0000	.0003	.0001
Check ?	None	None	None	None	None	None	None	None	None
Value									
Range									

Elem	V_2924	Zn2062	As1890	Tl1908	Pb2203	Se1960	Sb2068	Al3961	Ca3179
Units	ppm	ppm	ppm	ppm	ppm	ppm	ppm	ppm	ppm
Avg	**-.0001**	**.0012**	**.0202**	**-.0015**	**.0214**	**.0220**	**.0218**	**.5099**	**.0124**
Stddev	.0000	.0000	.0002	.0005	.0005	.0003	.0004	.0018	.0012
%RSD	35.01	1.510	.7806	33.17	2.163	1.542	1.699	.3437	9.579
#1	-.0001	.0012	.0203	-.0019	.0211	.0218	.0220	.5087	.0132
#2	-.0002	.0012	.0201	-.0012	.0218	.0223	.0215	.5111	.0116
Check ?	None	None	Chk Pass	None	Chk Pass	Chk Pass	Chk Pass	Chk Pass	None
Value									
Range									

Elem	Fe2599	Mg2790	K_7664	Na5895	B_2089	Mo2020	Pd3404	Si2124	Sn1899
Units	ppm	ppm	ppm	ppm	ppm	ppm	ppm	ppm	ppm
Avg	**.5327**	**-.0177**	**.0231**	**.0602**	**.0002**	**-.0008**	**-.0001**	**.0097**	**-.0002**
Stddev	.0001	.0004	.0097	.0070	.0003	.0001	.0003	.0006	.0000
%RSD	.0245	2.084	42.27	11.57	177.2	6.901	549.3	5.781	14.39
#1	.5326	-.0174	.0162	.0553	.0000	-.0008	-.0003	.0101	-.0001
#2	.5328	-.0180	.0300	.0652	.0004	-.0007	.0002	.0093	-.0002
Check ?	Chk Pass	None	None	None	None	None	None	None	None
Value									
Range									

Zoom In Zoom Out

Sample Name: cria Acquired: 6/27/2014 4:40:57 Type: QC
Method: Accutest1(v206) Mode: CONC Corr. Factor: 1.000000
User: admin Custom ID1: Custom ID2: Custom ID3:
Comment:

Elem	Sr4077	Ti3349	W_2079	Zr3391	S_1820	Bi2230	Li6707
Units	ppm	ppm	ppm	ppm	ppm	ppm	ppm
Avg	**.0000**	**.0000**	**-.0076**	**-.0004**	**-.0009**	**.0004**	**.0001**
Stddev	.0000	.000	.0006	.0000	.0014	.0002	.0004
%RSD	223.2	979.0	8.362	.5380	152.7	53.59	567.7
#1	.0000	-.0001	-.0071	-.0004	-.0019	.0003	.0003
#2	.0000	.0001	-.0080	-.0004	.0001	.0006	-.0002
Check ?	None	None	None	None	None	None	None
Value							
Range							

Int. Std.	Y_3600	Y_3710	Y_2243	In2306
Units	Cts/S	Cts/S	Cts/S	Cts/S
Avg	**105260.**	**12798.**	**1988.0**	**6749.0**
Stddev	264.	63.	4.9	11.8
%RSD	.25102	.49556	.24791	.17523
#1	105070.	12754.	1991.5	6757.4
#2	105450.	12843.	1984.5	6740.7

Zoom In Zoom Out

Sample Name: ccv Acquired: 6/27/2014 4:47:18 Type: QC
Method: Accutest1(v206) Mode: CONC Corr. Factor: 1.000000
User: admin Custom ID1: Custom ID2: Custom ID3:
Comment:

Elem	Ba4554	Be3130	Cd2288	Co2286	Cr2677	Cu3247	Mn2576	Ni2316	Ag3280
Units	ppm	ppm	ppm	ppm	ppm	ppm	ppm	ppm	ppm
Avg	**2.024**	**2.050**	**2.042**	**2.051**	**2.021**	**1.922**	**2.047**	**2.049**	**.2438**
Stddev	.002	.002	.004	.002	.004	.000	.003	.005	.0003
%RSD	.1144	.0793	.2027	.0862	.1904	.0167	.1269	.2308	.1406
#1	2.025	2.051	2.039	2.050	2.024	1.922	2.049	2.046	.2440
#2	2.022	2.049	2.045	2.052	2.018	1.922	2.045	2.053	.2435
Check ?	Chk Pass	Chk Pass	Chk Pass	Chk Pass	Chk Pass	Chk Pass	Chk Pass	Chk Pass	Chk Pass
Value									
Range									

Elem	V_2924	Zn2062	As1890	Tl1908	Pb2203	Se1960	Sb2068	Al3961	Ca3179
Units	ppm	ppm	ppm	ppm	ppm	ppm	ppm	ppm	ppm
Avg	**2.010**	**2.086**	**1.989**	**2.147**	**2.033**	**1.993**	**1.984**	**40.35**	**41.56**
Stddev	.001	.005	.005	.005	.004	.002	.005	.11	.08
%RSD	.0600	.2615	.2474	.2415	.2077	.1109	.2518	.2676	.1989
#1	2.011	2.082	1.986	2.151	2.030	1.992	1.981	40.28	41.62
#2	2.010	2.089	1.993	2.144	2.036	1.995	1.988	40.43	41.50
Check ?	Chk Pass	Chk Pass	Chk Pass	Chk Pass	Chk Pass	Chk Pass	Chk Pass	Chk Pass	Chk Pass
Value									
Range									

Elem	Fe2599	Mg2790	K_7664	Na5895	B_2089	Mo2020	Pd3404	Si2124	Sn1899
Units	ppm	ppm	ppm	ppm	ppm	ppm	ppm	ppm	ppm
Avg	**39.96**	**39.75**	**42.23**	**40.21**	**2.026**	**2.012**	**1.957**	**4.975**	**2.078**
Stddev	.12	.14	.10	.08	.005	.006	.003	.015	.001
%RSD	.3091	.3470	.2338	.2030	.2247	.3136	.1276	.3000	.0493
#1	40.04	39.85	42.30	40.15	2.023	2.007	1.958	4.964	2.079
#2	39.87	39.65	42.16	40.27	2.029	2.016	1.955	4.985	2.077
Check ?	Chk Pass	Chk Pass	Chk Pass	Chk Pass	Chk Pass	Chk Pass	Chk Pass	Chk Pass	Chk Pass
Value									
Range									

Zoom In Zoom Out

Sample Name: ccv Acquired: 6/27/2014 4:47:18 Type: QC
Method: Accutest1(v206) Mode: CONC Corr. Factor: 1.000000
User: admin Custom ID1: Custom ID2: Custom ID3:
Comment:

Elem	Sr4077	Ti3349	W_2079	Zr3391	S_1820	Bi2230	Li6707
Units	ppm	ppm	ppm	ppm	ppm	ppm	ppm
Avg	**2.070**	**2.015**	**1.913**	**1.999**	**1.951**	**1.993**	**2.070**
Stddev	.006	.004	.010	.003	.005	.004	.003
%RSD	.2711	.1733	.5225	.1319	.2481	.2160	.1290
#1	2.074	2.017	1.906	2.001	1.955	1.990	2.068
#2	2.066	2.012	1.920	1.998	1.948	1.996	2.071
Check ?	Chk Pass	Chk Pass	Chk Pass	Chk Pass	Chk Pass	Chk Pass	Chk Pass
Value							
Range							

Int. Std.	Y_3600	Y_3710	Y_2243	In2306
Units	Cts/S	Cts/S	Cts/S	Cts/S
Avg	**98852.**	**12702.**	**1905.5**	**6082.8**
Stddev	12.	8.	2.8	7.1
%RSD	.01217	.06378	.14855	.11726
#1	98843.	12707.	1907.5	6087.8
#2	98860.	12696.	1903.5	6077.7

Zoom In Zoom Out

Sample Name: ccb Acquired: 6/27/2014 4:53:21 Type: QC
Method: Accutest1(v206) Mode: CONC Corr. Factor: 1.000000
User: admin Custom ID1: Custom ID2: Custom ID3:
Comment:

Elem	Ba4554	Be3130	Cd2288	Co2286	Cr2677	Cu3247	Mn2576	Ni2316	Ag3280
Units	ppm	ppm	ppm	ppm	ppm	ppm	ppm	ppm	ppm
Avg	**.0005**	**.0003**	**.0003**	**.0003**	**.0003**	**.0004**	**.0004**	**.0005**	**.0001**
Stddev	.0000	.0000	.0000	.0001	.0001	.0000	.0000	.0000	.0001
%RSD	4.469	5.698	11.80	29.72	22.19	1.860	1.860	7.256	92.21
#1	.0006	.0003	.0004	.0002	.0002	.0004	.0004	.0004	.0002
#2	.0005	.0003	.0003	.0003	.0003	.0004	.0004	.0005	.0001
Check ?	Chk Pass	Chk Pass	Chk Pass	Chk Pass	Chk Pass	Chk Pass	Chk Pass	Chk Pass	Chk Pass
High Limit									
Low Limit									

Elem	V_2924	Zn2062	As1890	Tl1908	Pb2203	Se1960	Sb2068	Al3961	Ca3179
Units	ppm	ppm	ppm	ppm	ppm	ppm	ppm	ppm	ppm
Avg	**.0000**	**.0005**	**.0005**	**.0013**	**-.0003**	**.0002**	**.0012**	**-.0030**	**.0145**
Stddev	.000	.0001	.0000	.0008	.0005	.0008	.0001	.0022	.0003
%RSD	1614.	14.31	7.380	65.06	147.2	515.4	12.03	71.77	2.178
#1	-.0001	.0004	.0005	.0018	.0000	-.0004	.0013	-.0015	.0143
#2	.0001	.0005	.0004	.0007	-.0007	.0007	.0011	-.0046	.0147
Check ?	Chk Pass	Chk Pass	Chk Pass	Chk Pass	Chk Pass	Chk Pass	Chk Pass	Chk Pass	Chk Pass
High Limit									
Low Limit									

Elem	Fe2599	Mg2790	K_7664	Na5895	B_2089	Mo2020	Pd3404	Si2124	Sn1899
Units	ppm	ppm	ppm	ppm	ppm	ppm	ppm	ppm	ppm
Avg	**.0062**	**-.0294**	**.0460**	**.0587**	**.0016**	**.0014**	**.0007**	**.0126**	**.0006**
Stddev	.0011	.0092	.0112	.0064	.0006	.0005	.0005	.0006	.0005
%RSD	17.42	31.24	24.30	10.93	36.47	33.75	79.37	4.917	82.48
#1	.0054	-.0229	.0539	.0542	.0020	.0018	.0011	.0131	.0002
#2	.0069	-.0359	.0381	.0633	.0012	.0011	.0003	.0122	.0009
Check ?	Chk Pass	Chk Pass	Chk Pass	Chk Pass	Chk Pass	Chk Pass	Chk Pass	Chk Pass	Chk Pass
High Limit									
Low Limit									

Zoom In
Zoom Out

Sample Name: ccb Acquired: 6/27/2014 4:53:21 Type: QC
Method: Accutest1(v206) Mode: CONC Corr. Factor: 1.000000
User: admin Custom ID1: Custom ID2: Custom ID3:
Comment:

Elem	Sr4077	Ti3349	W_2079	Zr3391	S_1820	Bi2230	Li6707
Units	ppm	ppm	ppm	ppm	ppm	ppm	ppm
Avg	**.0003**	**.0006**	**.0029**	**.0005**	**.0001**	**.0011**	**.0008**
Stddev	.0000	.0002	.0015	.0001	.0018	.0001	.0011
%RSD	10.69	26.21	51.73	27.76	2471.	11.91	139.3
#1	.0003	.0005	.0040	.0006	.0013	.0012	.0000
#2	.0004	.0008	.0018	.0004	-.0012	.0010	.0015
Check ?	Chk Pass	Chk Pass	Chk Pass	Chk Pass	Chk Pass	Chk Pass	Chk Pass
High Limit							
Low Limit							

Int. Std.	Y_3600	Y_3710	Y_2243	In2306
Units	Cts/S	Cts/S	Cts/S	Cts/S
Avg	**105890.**	**12855.**	**1996.8**	**6798.2**
Stddev	240.	8.	.3	.0
%RSD	.22636	.06051	.01739	.00046
#1	105720.	12850.	1997.1	6798.2
#2	106060.	12861.	1996.6	6798.2

NOTE: The remaining raw data for this batch is not relevant to this job. As such it has been omitted.

	Element, Wavelength and Order	Use?	# IECs	IEC	k1	k2	Calc-in-fit?
	Ba 455.403 { 74}	☒	3	Mg	0.000000	0.000000	No
				Al	0.000002	0.000000	No
				Zr	0.001000	0.000000	No
	Be 313.042 {108}	☒	12	V	0.000635	0.000000	No
				Mo	-0.000040	0.000000	No
				Ti	-0.001052	0.000000	No
				Mn	0.000016	0.000000	No
				Ba	-0.000013	0.000000	No
				Zn	0.000010	0.000000	No
				Sb	0.000079	0.000000	No
				Ag	0.000060	0.000000	No
				Sn	0.000010	0.000000	No
				Cu	0.000005	0.000000	No
				W	0.000000	0.000000	No
				K	-0.000020	0.000000	No
	Cd 228.802 {448}	☒	16	As	0.003636	0.000000	No
				Ni	-0.000550	0.000000	No
				Fe	0.000017	0.000000	No
				Ba	0.000150	0.000000	No
				Co	-0.000224	0.000000	No
				Zn	0.000000	0.000000	No
				Al	0.000000	0.000000	No
				Mg	0.000000	0.000000	No
				Ca	0.000002	0.000000	No
				Mn	-0.000014	0.000000	No
				Mo	0.000002	0.000000	No
				Ti	-0.000049	0.000000	No
				Cu	-0.000010	0.000000	No
				Sr	-0.000050	0.000000	No
				Zr	0.000000	0.000000	No
				W	0.000000	0.000000	No
	Co 228.616 {448}	☒	7	Fe	-0.000001	0.000000	No
				Cr	0.000000	0.000000	No
				Ba	0.000006	0.000000	No
				Ca	-0.000002	0.000000	No
				Mg	-0.000002	0.000000	No
				Ti	0.001770	0.000000	No
				Mo	-0.000500	0.000000	No
	Cr 267.716 {126}	☒	9	Mn	0.000330	0.000000	No
				Mo	-0.000053	0.000000	No
				Fe	-0.000009	0.000000	No
				Co	0.000160	0.000000	No
				Al	0.000000	0.000000	No
				Sn	-0.000070	0.000000	No
				Ti	-0.000058	0.000000	No
				Ca	0.000001	0.000000	No
				W	0.001783	0.000000	No
	Cu 324.754 {104}2	☒	12	Cr	-0.000025	0.000000	No
				Mo	0.000302	0.000000	No
				Ti	-0.000143	0.000000	No
				Mn	0.000086	0.000000	No
				Co	-0.000957	0.000000	No
				Zn	0.000037	0.000000	No
				Fe	-0.000128	0.000000	No
				Zr	0.000100	0.000000	No
				V	-0.000050	0.000000	No
				Ca	-0.000005	0.000000	No
				Ni	-0.000020	0.000000	No
				W	0.000000	0.000000	No
	Mn 257.610 {131}	☒	6	Fe	-0.000006	0.000000	No
				Ti	0.000095	0.000000	No

Element, Wavelength and Order	Use?	# IECs	IEC	k1	k2	Calc-in-fit?
			Si	0.000000	0.000000	No
			Mo	-0.000160	0.000000	No
			As	0.000400	0.000000	No
			W	0.000000	0.000000	No
Ni 231.604 {446}	☒	8	Cr	-0.000028	0.000000	No
			Mo	-0.000065	0.000000	No
			Fe	0.000075	0.000000	No
			Zn	0.000017	0.000000	No
			Co	-0.000423	0.000000	No
			Cu	0.000152	0.000000	No
			Ti	0.000120	0.000000	No
			W	-0.000260	0.000000	No
Ag 328.068 {103}	☒	17	Mn	0.000142	0.000000	No
			Mo	-0.000012	0.000000	No
			Ti	-0.000070	0.000000	No
			V	-0.009700	0.000000	No
			Zr	0.007600	0.000000	No
			Sb	-0.000013	0.000000	No
			Mg	0.000000	0.000000	No
			Ca	-0.000000	0.000000	No
			Fe	-0.000045	0.000000	No
			Al	-0.000002	0.000000	No
			Zn	0.000000	0.000000	No
			Ba	0.000090	0.000000	No
			Ni	-0.000021	0.000000	No
			Cr	0.000005	0.000000	No
			As	-0.000089	0.000000	No
			B	0.000001	0.000000	No
			W	0.000000	0.000000	No
V 292.402 {115}	☒	6	Fe	0.000032	0.000000	No
			Ti	0.000320	0.000000	No
			Mo	-0.007850	0.000000	No
			Co	0.000139	0.000000	No
			Cr	-0.004320	0.000000	No
			Mn	-0.000700	0.000000	No
Zn 206.200 {464}	☒	15	Cr	-0.000400	0.000000	No
			Mo	-0.000350	0.000000	No
			Fe	-0.000005	0.000000	No
			Co	0.000122	0.000000	No
			Ni	0.000058	0.000000	No
			Se	0.000141	0.000000	No
			Ba	-0.000005	0.000000	No
			Ca	0.000003	0.000000	No
			Ti	-0.000085	0.000000	No
			Sn	0.000068	0.000000	No
			V	0.000230	0.000000	No
			Sr	0.000000	0.000000	No
			Al	0.000004	0.000000	No
			Bi	-0.001125	0.000000	No
			Si	-0.000400	0.000000	No
As 189.042 {478}	☒	21	Al	0.000015	0.000000	No
			Fe	-0.000002	0.000000	No
			Ca	0.000002	0.000000	No
			Mn	-0.000070	0.000000	No
			Mo	0.007010	0.000000	No
			Cr	0.003900	0.000000	No
			Co	0.000010	0.000000	No
			Si	-0.000009	0.000000	No
			Cu	-0.000074	0.000000	No
			Pd	0.033140	0.000000	No
			K	0.000000	0.000000	No

	Element, Wavelength and Order	Use?	# IECs	IEC	k1	k2	Calc-in-fit?
				Mg	0.000004	0.000000	No
				Cd	-0.000016	0.000000	No
				Sn	0.000067	0.000000	No
				Zn	-0.000115	0.000000	No
				Zr	0.000000	0.000000	No
				Sb	0.000022	0.000000	No
				Ti	-0.000203	0.000000	No
				B	0.000001	0.000000	No
				S	-0.000001	0.000000	No
				W	0.000000	0.000000	No
	Tl 190.856 {477}	☒	27	Cr	0.000283	0.000000	No
				Mo	-0.001900	0.000000	No
				Al	-0.000006	0.000000	No
				V	-0.006800	0.000000	No
				Mn	0.001200	0.000000	No
				Si	0.000027	0.000000	No
				Ca	0.000013	0.000000	No
				Ti	-0.000500	0.000000	No
				Cu	-0.000095	0.000000	No
				Co	0.012300	0.000000	No
				Sr	-0.001000	0.000000	No
				Zn	-0.001900	0.000000	No
				Pb	-0.000090	0.000000	No
				Mg	-0.000005	0.000000	No
				Ba	0.000050	0.000000	No
				Sb	0.000004	0.000000	No
				W	0.000000	0.000000	No
				B	-0.001200	0.000000	No
				Pd	-0.000032	0.000000	No
				Ni	0.000030	0.000000	No
				Sn	0.000100	0.000000	No
				Fe	-0.000098	0.000000	No
				Li	0.000009	0.000000	No
				S	-0.000013	0.000000	No
				Na	-0.000001	0.000000	No
				K	0.000350	0.000000	No
				As	0.000200	0.000000	No
	Pb 220.353 {453}	☒	22	Al	-0.000094	0.000000	No
				Ca	0.000003	0.000000	No
				Mn	0.000140	0.000000	No
				Zn	0.000027	0.000000	No
				Mo	-0.002550	0.000000	No
				Ni	0.000129	0.000000	No
				Cu	0.000370	0.000000	No
				V	-0.000006	0.000000	No
				Co	0.000016	0.000000	No
				Ti	0.000000	0.000000	No
				Si	-0.000140	0.000000	No
				Mg	0.000004	0.000000	No
				K	0.000000	0.000000	No
				Pd	0.000500	0.000000	No
				Sb	0.000109	0.000000	No
				Cr	-0.000066	0.000000	No
				Sn	0.000070	0.000000	No
				Fe	0.000043	0.000000	No
				W	0.007000	0.000000	No
				Zr	0.000000	0.000000	No
				S	0.000010	0.000000	No
				Sr	-0.000497	0.000000	No
	Se 196.090 {472}	☒	18	Al	-0.000002	0.000000	No
				Ca	-0.000011	0.000000	No

Element, Wavelength and Order	Use?	# IECs	IEC	k1	k2	Calc-in-fit?
			Mn	0.000345	0.000000	No
			Mo	0.000988	0.000000	No
			Co	-0.000140	0.000000	No
			Cu	-0.000107	0.000000	No
			Mg	-0.000001	0.000000	No
			Ti	0.000100	0.000000	No
			Sb	-0.000010	0.000000	No
			Zn	-0.000010	0.000000	No
			Fe	-0.000178	0.000000	No
			Si	-0.000317	0.000000	No
			B	-0.000043	0.000000	No
			Ba	0.000050	0.000000	No
			S	0.000010	0.000000	No
			W	0.050000	0.000000	No
			Zr	-0.000833	0.000000	No
			V	0.000600	0.000000	No
Sb 206.833 {463}	☒	19	Fe	0.000010	0.000000	No
			Al	0.000021	0.000000	No
			Ca	-0.000003	0.000000	No
			Ni	-0.000078	0.000000	No
			Cr	0.019300	0.000000	No
			V	-0.000140	0.000000	No
			Zn	-0.000104	0.000000	No
			Mo	-0.001580	0.000000	No
			Ti	0.002160	0.000000	No
			Sn	-0.015034	0.000000	No
			Mn	-0.000060	0.000000	No
			Co	-0.000121	0.000000	No
			Se	-0.000252	0.000000	No
			Zr	-0.000300	0.000000	No
			W	0.000000	0.000000	No
			Sr	0.000000	0.000000	No
			Si	0.000000	0.000000	No
			Mg	0.000006	0.000000	No
			S	-0.000016	0.000000	No
Al 396.152 { 85}	☒	8	Ca	0.000100	0.000000	No
			Mo	0.036700	0.000000	No
			Ti	-0.006610	0.000000	No
			Si	0.001149	0.000000	No
			Co	-0.000115	0.000000	No
			Li	-0.001000	0.000000	No
			W	0.000000	0.000000	No
			Ba	0.004500	0.000000	No
Ca 317.933 {106}	☒	5	Al	0.000043	0.000000	No
			Fe	0.000078	0.000000	No
			Mg	0.000071	0.000000	No
			Ti	-0.000042	0.000000	No
			Co	0.001850	0.000000	No
Fe 259.940 {130}	☒	11	Cr	0.000237	0.000000	No
			Zn	0.000466	0.000000	No
			Al	0.000017	0.000000	No
			Co	0.002732	0.000000	No
			Cd	0.000700	0.000000	No
			Sn	-0.000019	0.000000	No
			Ti	-0.000710	0.000000	No
			Si	0.000053	0.000000	No
			Ca	0.000012	0.000000	No
			Ba	0.000400	0.000000	No
			V	0.000000	0.000000	No
Mg 279.079 {121}	☒	4	Al	0.000000	0.000000	No
			Mo	-0.018810	0.000000	No

Element, Wavelength and Order	Use?	# IECs	IEC	k1	k2	Calc-in-fit?
			Pb	0.000002	0.000000	No
			Fe	0.000000	0.000000	No
K 766.490 { 44}	☒	1	Mg	0.000000	0.000000	No
Na 589.592 { 57}	☒	1	Al	0.000039	0.000000	No
B 208.959 {462}	☒	4	Mo	0.040650	0.000000	No
			Al	0.000008	0.000000	No
			Ti	-0.000001	0.000000	No
			Pd	0.000630	0.000000	No
Mo 202.030 {467}	☒	8	Ti	0.000300	0.000000	No
			Pd	0.000018	0.000000	No
			Al	-0.000011	0.000000	No
			Mg	-0.000005	0.000000	No
			Ca	0.000000	0.000000	No
			Fe	-0.000006	0.000000	No
			V	-0.000100	0.000000	No
			W	-0.004932	0.000000	No
Pd 340.458 { 99}	☒	8	Ti	-0.000950	0.000000	No
			Co	-0.001657	0.000000	No
			Sn	-0.000700	0.000000	No
			Sb	0.000160	0.000000	No
			Si	0.000010	0.000000	No
			Fe	-0.000025	0.000000	No
			Mo	-0.000260	0.000000	No
			Zr	0.003000	0.000000	No
Si 212.412 {459}	☒	11	Mn	0.003820	0.000000	No
			Fe	-0.000005	0.000000	No
			Ca	0.000003	0.000000	No
			Ni	0.000391	0.000000	No
			Cd	0.001794	0.000000	No
			Cr	-0.000450	0.000000	No
			Mo	0.025500	0.000000	No
			Ti	0.059700	0.000000	No
			Ba	0.000825	0.000000	No
			Sn	0.003490	0.000000	No
			W	0.000000	0.000000	No
Sn 189.989 {478}	☒	4	Ti	-0.001660	0.000000	No
			Fe	0.000007	0.000000	No
			Mn	0.000006	0.000000	No
			Mo	0.000058	0.000000	No
Sr 407.771 { 83}	☒	3	Ca	0.000032	0.000000	No
			Pd	0.000168	0.000000	No
			Ti	0.000000	0.000000	No
Ti 334.904 {101}	☒	4	Cr	0.000189	0.000000	No
			Mo	0.001620	0.000000	No
			Zr	0.000002	0.000000	No
			W	-0.005996	0.000000	No
Y 360.073 { 94}*	☒	None				
Y 371.030 { 91}*	☒	None				
Y 224.306 {451}*	☒	None				
In 230.606 {446}*	☒	None				
W 207.911 {462}	☒	4	Al	-0.000024	0.000000	No
			V	0.001000	0.000000	No
			Zn	0.010800	0.000000	No
			Fe	-0.000050	0.000000	No
Zr 339.198 { 99}	☒	16	Fe	-0.000058	0.000000	No
			Si	0.000088	0.000000	No
			Ba	-0.000049	0.000000	No
			Sn	0.000047	0.000000	No
			Sb	-0.000067	0.000000	No
			V	0.000030	0.000000	No
			W	0.000500	0.000000	No

	Element, Wavelength and Order	Use?	# IECs	IEC	k1	k2	Calc-in-fit?
				S	-0.000097	0.000000	No
				Ti	0.000032	0.000000	No
				Mg	0.000000	0.000000	No
				Al	-0.000027	0.000000	No
				Ca	-0.000000	0.000000	No
				Li	0.000038	0.000000	No
				Bi	0.000163	0.000000	No
				Ag	0.004400	0.000000	No
				Mn	0.000059	0.000000	No
	S 182.034 {485}	☒	6	Ca	0.000065	0.000000	No
				Mo	0.001000	0.000000	No
				Al	-0.000022	0.000000	No
				Fe	0.000021	0.000000	No
				Mn	0.003600	0.000000	No
				W	-0.038955	0.000000	No
	Bi 223.061 {451}	☒	2	Fe	0.000038	0.000000	No
				Ti	-0.003722	0.000000	No
	Li 670.784 { 50}	☒	None				

Element, Wavelength and Order	Date of Fit	Date of Cal.	Type of Fit	Weighting	A0	A1	A2	n (Exponent)
Ba 455.403 { 74}	6/27/2014 9:30:16	6/26/2014 13:10:01	Linear	1/Conc	0.002432	3.187314	0.000000	1.000000
Be 313.042 {108}	6/27/2014 9:30:16	6/26/2014 13:10:01	Linear	1/Conc	0.000420	3.100197	0.000000	1.000000
Cd 228.802 {448}	6/27/2014 9:30:16	6/26/2014 13:10:01	Linear	1/Conc	0.000398	1.154095	0.000000	1.000000
Co 228.616 {448}	6/27/2014 9:30:16	6/26/2014 13:10:01	Linear	1/Conc	-0.000319	0.373823	0.000000	1.000000
Cr 267.716 {126}	6/27/2014 9:30:16	6/26/2014 13:10:01	Linear	1/Conc	0.000008	0.075188	0.000000	1.000000
Cu 324.754 {104}2	6/27/2014 9:30:16	6/26/2014 13:10:01	Linear	1/Conc	0.003514	0.295736	0.000000	1.000000
Mn 257.610 {131}	6/27/2014 9:30:16	6/26/2014 13:10:01	Linear	1/Conc	0.000033	0.207294	0.000000	1.000000
Ni 231.604 {446}	6/27/2014 9:30:16	6/26/2014 13:10:01	Linear	1/Conc	-0.000132	0.287227	0.000000	1.000000
Ag 328.068 {103}	6/27/2014 9:30:16	6/26/2014 13:10:01	Linear	1/Conc	0.000027	0.147296	0.000000	1.000000
V 292.402 {115}	6/27/2014 9:30:16	6/26/2014 13:10:01	Linear	1/Conc	-0.000036	0.151593	0.000000	1.000000
Zn 206.200 {464}	6/27/2014 9:30:16	6/26/2014 13:10:01	Linear	1/Conc	0.000155	0.919818	0.000000	1.000000
As 189.042 {478}	6/27/2014 9:30:16	6/26/2014 13:10:01	Linear	1/Conc	0.000568	0.204293	0.000000	1.000000
Tl 190.856 {477}	6/27/2014 9:30:16	6/26/2014 13:10:01	Linear	1/Conc	-0.000208	0.039584	0.000000	1.000000
Pb 220.353 {453}	6/27/2014 9:30:16	6/26/2014 13:10:01	Linear	1/Conc	-0.000176	0.130183	0.000000	1.000000
Se 196.090 {472}	6/27/2014 9:30:16	6/26/2014 13:10:01	Linear	1/Conc	0.000596	0.119372	0.000000	1.000000
Sb 206.833 {463}	6/27/2014 9:30:16	6/26/2014 13:10:01	Linear	1/Conc	-0.000297	0.282463	0.000000	1.000000
Al 396.152 { 85}	6/27/2014 9:30:16	6/26/2014 13:10:01	Linear	1/Conc	0.000903	0.052994	0.000000	1.000000
Ca 317.933 {106}	6/27/2014 9:30:16	6/26/2014 13:10:01	Linear	1/Conc	0.003248	0.065317	0.000000	1.000000
Fe 259.940 {130}	6/27/2014 9:30:16	6/26/2014 13:10:01	Linear	1/Conc	0.000058	0.039651	0.000000	1.000000
Mg 279.079 {121}	6/27/2014 9:30:16	6/26/2014 13:10:01	Linear	1/Conc	0.000075	0.005332	0.000000	1.000000
K 766.490 { 44}	6/27/2014 9:30:16	6/26/2014 13:10:01	Linear	1/Conc	0.001922	0.031799	0.000000	1.000000
Na 589.592 { 57}	6/27/2014 9:30:16	6/26/2014 13:10:01	Linear	1/Conc	0.003947	0.116551	0.000000	1.000000
B 208.959 {462}	6/27/2014 9:30:16	6/26/2014 13:10:01	Linear	1/Conc	0.000661	0.275762	0.000000	1.000000
Mo 202.030 {467}	6/27/2014 9:30:16	6/26/2014 13:10:01	Linear	1/Conc	0.001721	1.129794	0.000000	1.000000
Pd 340.458 { 99}	6/27/2014 9:30:16	6/26/2014 13:10:01	Linear	1/Conc	-0.000121	0.068598	0.000000	1.000000
Si 212.412 {459}	6/27/2014 9:30:16	6/26/2014 13:10:01	Linear	1/Conc	0.008109	0.320845	0.000000	1.000000
Sn 189.989 {478}	6/27/2014 9:30:16	6/26/2014 13:10:01	Linear	1/Conc	0.000343	0.174932	0.000000	1.000000
Sr 407.771 { 83}	6/27/2014 9:30:16	6/26/2014 13:10:01	Linear	1/Conc	-0.000266	4.357194	0.000000	1.000000
Ti 334.904 {101}	6/27/2014 9:30:16	6/26/2014 13:10:01	Linear	1/Conc	-0.000145	0.164185	0.000000	1.000000
Y 360.073 { 94}*	6/27/2014 9:30:16	5/1/2013 13:59:18	Linear	1/Conc	0.000000	0.000000	0.000000	1.000000
Y 371.030 { 91}*	6/27/2014 9:30:16	5/1/2013 13:59:18	Linear	1/Conc	0.000000	0.000000	0.000000	1.000000
Y 224.306 {451}*	6/27/2014 9:30:16	5/1/2013 13:59:18	Linear	1/Conc	0.000000	0.000000	0.000000	1.000000
In 230.606 {446}*	6/27/2014 9:30:16	5/1/2013 13:59:18	Linear	1/Conc	0.000000	0.000000	0.000000	1.000000
W 207.911 {462}	6/27/2014 9:30:16	6/26/2014 13:10:01	Linear	1/Conc	0.009813	0.544649	0.000000	1.000000
Zr 339.198 { 99}	6/27/2014 9:30:16	6/26/2014 13:10:01	Linear	1/Conc	-0.000041	0.410116	0.000000	1.000000
S 182.034 {485}	6/27/2014 9:30:16	6/26/2014 13:10:01	Linear	1/Conc	0.000351	0.086575	0.000000	1.000000
Bi 223.061 {451}	6/27/2014 9:30:16	6/26/2014 13:10:01	Linear	1/Conc	-0.001044	0.414043	0.000000	1.000000
Li 670.784 { 50}	6/27/2014 9:30:16	6/26/2014 13:10:01	Linear	1/Conc	-0.000431	0.948400	0.000000	1.000000

	Element, Wavelength and Order	Correlation	Std Error of Est	Predicted MDL	Predicted MQL	Status	Reslope		QC Norm	
							Slope	Y-int	Slope factor	Offset
	Ba 455.403 { 74}	1.000000	0.000000	0.000161	0.000538	OK.	1.000000	0.000000	1	0
	Be 313.042 {108}	1.000000	0.000000	0.000057	0.000190	OK.	1.000000	0.000000	1	0
	Cd 228.802 {448}	1.000000	0.000000	0.000182	0.000606	OK.	1.000000	0.000000	1	0
	Co 228.616 {448}	1.000000	0.000000	0.000259	0.000864	OK.	1.000000	0.000000	1	0
	Cr 267.716 {126}	1.000000	0.000000	0.000378	0.001259	OK.	1.000000	0.000000	1	0
	Cu 324.754 {104}2	1.000000	0.000000	0.000253	0.000844	OK.	1.000000	0.000000	1	0
	Mn 257.610 {131}	1.000000	0.000000	0.000051	0.000170	OK.	1.000000	0.000000	1	0
	Ni 231.604 {446}	1.000000	0.000000	0.000296	0.000988	OK.	1.000000	0.000000	1	0
	Ag 328.068 {103}	1.000000	0.000000	0.000322	0.001073	OK.	1.000000	0.000000	1	0
	V 292.402 {115}	1.000000	0.000000	0.000269	0.000895	OK.	1.000000	0.000000	1	0
	Zn 206.200 {464}	1.000000	0.000000	0.000197	0.000658	OK.	1.000000	0.000000	1	0
	As 189.042 {478}	1.000000	0.000000	0.000834	0.002780	OK.	1.000000	0.000000	1	0
	Tl 190.856 {477}	1.000000	0.000000	0.001666	0.005552	OK.	1.000000	0.000000	1	0
	Pb 220.353 {453}	1.000000	0.000000	0.001008	0.003361	OK.	1.000000	0.000000	1	0
	Se 196.090 {472}	1.000000	0.000000	0.001749	0.005831	OK.	1.000000	0.000000	1	0
	Sb 206.833 {463}	1.000000	0.000000	0.000942	0.003139	OK.	1.000000	0.000000	1	0
	Al 396.152 { 85}	1.000000	0.000000	0.007132	0.023774	OK.	1.000000	0.000000	1	0
	Ca 317.933 {106}	1.000000	0.000000	0.003065	0.010218	OK.	1.000000	0.000000	1	0
	Fe 259.940 {130}	1.000000	0.000000	0.002443	0.008144	OK.	1.000000	0.000000	1	0
	Mg 279.079 {121}	1.000000	0.000000	0.022950	0.076499	OK.	1.000000	0.000000	1	0
	K 766.490 { 44}	1.000000	0.000000	0.024334	0.081112	OK.	1.000000	0.000000	1	0
	Na 589.592 { 57}	1.000000	0.000000	0.006222	0.020741	OK.	1.000000	0.000000	1	0
	B 208.959 {462}	1.000000	0.000000	0.000604	0.002014	OK.	1.000000	0.000000	1	0
	Mo 202.030 {467}	1.000000	0.000000	0.000199	0.000663	OK.	1.000000	0.000000	1	0
	Pd 340.458 { 99}	1.000000	0.000000	0.000866	0.002886	OK.	1.000000	0.000000	1	0
	Si 212.412 {459}	1.000000	0.000000	0.000771	0.002570	OK.	1.000000	0.000000	1	0
	Sn 189.989 {478}	1.000000	0.000000	0.000802	0.002673	OK.	1.000000	0.000000	1	0
	Sr 407.771 { 83}	1.000000	0.000000	0.000073	0.000243	OK.	1.000000	0.000000	1	0
	Ti 334.904 {101}	1.000000	0.000000	0.000348	0.001159	OK.	1.000000	0.000000	1	0
	Y 360.073 { 94}*	0.000000	0.000000	0.000796	0.002654	Warnin	1.000000	0.000000	1	0
	Y 371.030 { 91}*	0.000000	0.000000	0.002186	0.007287	Warnin	1.000000	0.000000	1	0
	Y 224.306 {451}*	0.000000	0.000000	0.004215	0.014050	Warnin	1.000000	0.000000	1	0
	In 230.606 {446}*	0.000000	0.000000	-1.000000	-1.000000	Warnin	1.000000	0.000000	1	0
	W 207.911 {462}	1.000000	0.000000	0.000855	0.002849	OK.	1.000000	0.000000	1	0
	Zr 339.198 { 99}	1.000000	0.000000	0.000138	0.000461	OK.	1.000000	0.000000	1	0
	S 182.034 {485}	1.000000	0.000000	0.001995	0.006650	OK.	1.000000	0.000000	1	0
	Bi 223.061 {451}	1.000000	0.000000	0.000857	0.002856	OK.	1.000000	0.000000	1	0
	Li 670.784 { 50}	1.000000	0.000000	0.000798	0.002661	OK.	1.000000	0.000000	1	0

Zoom In ▶ Zoom Out

Sample Name: STDA Acquired: 6/27/2014 10:17:52 Type: Cal
Method: Accutest 2(v151) Mode: IR Corr. Factor: 1.000000
User: admin Custom ID1: Custom ID2: Custom ID3:
Comment:

Elem	Ba4554	Be3130	Cd2288	Co2286	Cr2677	Cu3247	Mn2576	Ni2316	Ag3280
Units	Cts/S	Cts/S	Cts/S	Cts/S	Cts/S	Cts/S	Cts/S	Cts/S	Cts/S
Avg	**.0074**	**-.0003**	**.0003**	**.0001**	**.0000**	**.0065**	**-.0000**	**-.0001**	**-.0002**
Stddev	.0006	.0000	.0001	.0000	.0000	.0000	.0000	.0001	.0000
%RSD	7.501	2.730	23.76	28.10	1773.	.3801	1125.	138.9	.3272
#1	.0070	-.0003	.0002	.0001	.0000	.0065	-.0000	-.0002	-.0002
#2	.0078	-.0003	.0003	.0001	-.0000	.0065	.0000	-.0000	-.0002

Elem	V_2924	Zn2062	As1890	Tl1908	Pb2203	Se1960	Sb2068	Al3961	Ca3179
Units	Cts/S	Cts/S	Cts/S	Cts/S	Cts/S	Cts/S	Cts/S	Cts/S	Cts/S
Avg	**.0000**	**.0007**	**-.0001**	**.0000**	**.0000**	**.0001**	**-.0002**	**.0000**	**.0038**
Stddev	.0000	.0000	.0002	.0001	.0001	.0000	.0001	.0001	.0000
%RSD	3078.	6.969	118.1	246.4	798.5	11.47	59.31	813.1	.8973
#1	.0000	.0007	-.0003	-.0000	.0000	.0001	-.0003	.0001	.0039
#2	-.0000	.0007	-.0000	.0001	-.0000	.0001	-.0001	-.0001	.0038

Elem	Fe2599	Mg2790	K_7664	Na5895	B_2089	Mo2020	Pd3404	Si2124	Sn1899
Units	Cts/S	Cts/S	Cts/S	Cts/S	Cts/S	Cts/S	Cts/S	Cts/S	Cts/S
Avg	**.0001**	**-.0000**	**.0014**	**-.0071**	**.0000**	**.0004**	**.0003**	**.0039**	**.0001**
Stddev	.0001	.0000	.0003	.0006	.0001	.0001	.0000	.0004	.0001
%RSD	69.33	28.21	18.49	8.706	233.4	27.81	.1721	10.90	154.3
#1	.0001	-.0001	.0012	-.0066	-.0000	.0003	.0003	.0036	-.0000
#2	.0001	-.0000	.0015	-.0075	.0001	.0004	.0003	.0042	.0002

Elem	Sr4077	Ti3349	W_2079	Zr3391	S_1820	Bi2230	Li6707
Units	Cts/S	Cts/S	Cts/S	Cts/S	Cts/S	Cts/S	Cts/S
Avg	**.0002**	**-.0002**	**.0015**	**-.0002**	**.0003**	**-.0011**	**-.0034**
Stddev	.0003	.0000	.0006	.0000	.0001	.0001	.0004
%RSD	124.8	16.25	37.98	1.833	52.72	9.493	11.89
#1	.0000	-.0002	.0011	-.0002	.0004	-.0010	-.0037
#2	.0004	-.0002	.0019	-.0002	.0002	-.0011	-.0031

Int. Std.	Y_3600	Y_3710	Y_2243	In2306
Units	Cts/S	Cts/S	Cts/S	Cts/S
Avg	**71964.**	**12558.**	**1621.4**	**3797.5**
Stddev	272.	114.	7.9	14.5
%RSD	.37775	.91037	.48437	.38059
#1	71772.	12639.	1627.0	3807.8
#2	72157.	12478.	1615.9	3787.3

◀ Zoom In ▶ Zoom Out

Sample Name: STDB Acquired: 6/27/2014 10:21:11 Type: Cal
Method: Accutest 2(v151) Mode: IR Corr. Factor: 1.000000
User: admin Custom ID1: Custom ID2: Custom ID3:
Comment:

Elem	Ba4554	Be3130	Cd2288	Co2286	Cr2677	Cu3247	Mn2576	Ni2316	Ag3280
Units	Cts/S	Cts/S	Cts/S	Cts/S	Cts/S	Cts/S	Cts/S	Cts/S	Cts/S
Avg	**7.647**	**6.061**	**3.888**	**1.813**	**.3221**	**.8254**	**1.875**	**1.344**	**.0555**
Stddev	.037	.027	.050	.025	.0036	.0058	.017	.018	.0005
%RSD	.4867	.4497	1.275	1.374	1.131	.6969	.8891	1.362	.9708
#1	7.673	6.081	3.924	1.831	.3247	.8295	1.887	1.357	.0559
#2	7.621	6.042	3.853	1.796	.3195	.8214	1.864	1.331	.0551

Elem	V_2924	Zn2062	As1890	Tl1908	Pb2203	Se1960	Sb2068	Al3961	Ca3179
Units	Cts/S	Cts/S	Cts/S	Cts/S	Cts/S	Cts/S	Cts/S	Cts/S	Cts/S
Avg	**.4759**	**3.726**	**.4164**	**.2090**	**.5793**	**.3222**	**.6963**	**3.039**	**3.671**
Stddev	.0045	.039	.0059	.0028	.0069	.0051	.0102	.017	.018
%RSD	.9533	1.035	1.428	1.352	1.195	1.593	1.461	.5486	.4837
#1	.4791	3.754	.4206	.2110	.5842	.3258	.7035	3.051	3.683
#2	.4727	3.699	.4122	.2070	.5744	.3185	.6892	3.027	3.658

Elem	Fe2599	Mg2790	K_7664	Na5895	B_2089	Mo2020	Pd3404	Si2124	Sn1899
Units	Cts/S	Cts/S	Cts/S	Cts/S	Cts/S	Cts/S	Cts/S	Cts/S	Cts/S
Avg	**2.038**	**.2938**	**3.008**	**10.06**	**.9897**	**3.552**	**.2047**	**2.599**	**.6949**
Stddev	.010	.0019	.018	.06	.0127	.050	.0024	.037	.0087
%RSD	.5083	.6554	.6148	.5890	1.280	1.400	1.163	1.419	1.251
#1	2.046	.2951	3.021	10.10	.9987	3.587	.2064	2.625	.7011
#2	2.031	.2924	2.994	10.01	.9807	3.517	.2030	2.573	.6888

Elem	Sr4077	Ti3349	W_2079	Zr3391	S_1820	Bi2230	Li6707
Units	Cts/S	Cts/S	Cts/S	Cts/S	Cts/S	Cts/S	Cts/S
Avg	**12.52**	**.4785**	**1.530**	**1.250**	**.2342**	**.9745**	**3.818**
Stddev	.06	.0043	.024	.011	.0033	.0150	.024
%RSD	.4407	.9002	1.536	.9019	1.413	1.535	.6362
#1	12.56	.4815	1.546	1.258	.2365	.9851	3.835
#2	12.48	.4754	1.513	1.242	.2318	.9639	3.800

Int. Std.	Y_3600	Y_3710	Y_2243	In2306
Units	Cts/S	Cts/S	Cts/S	Cts/S
Avg	**66038.**	**12234.**	**1491.7**	**3197.4**
Stddev	616.	43.	11.9	26.0
%RSD	.93252	.34933	.79726	.81226
#1	65602.	12204.	1483.3	3179.0
#2	66473.	12264.	1500.1	3215.8

◀ Zoom In ▶ Zoom Out

Sample Name: ccvconf Acquired: 6/27/2014 10:26:02 Type: QC
Method: Accutest 2(v151) Mode: CONC Corr. Factor: 1.000000
User: admin Custom ID1: Custom ID2: Custom ID3:
Comment:

Elem	Ba4554	Be3130	Cd2288	Co2286	Cr2677	Cu3247	Mn2576	Ni2316	Ag3280
Units	ppm	ppm	ppm	ppm	ppm	ppm	ppm	ppm	ppm
Avg	**2.033**	**2.044**	**2.032**	**2.027**	**2.032**	**1.964**	**2.041**	**2.062**	**.2495**
Stddev	.001	.001	.000	.005	.007	.015	.005	.006	.0014
%RSD	.0490	.0615	.0002	.2419	.3633	.7754	.2286	.2906	.5630
#1	2.032	2.043	2.032	2.031	2.027	1.953	2.037	2.066	.2485
#2	2.033	2.045	2.032	2.024	2.038	1.974	2.044	2.058	.2505
Check ?	Chk Pass	Chk Pass	Chk Pass	Chk Pass	Chk Pass	Chk Pass	Chk Pass	Chk Pass	Chk Pass
Value									
Range									

Elem	V_2924	Zn2062	As1890	Tl1908	Pb2203	Se1960	Sb2068	Al3961	Ca3179
Units	ppm	ppm	ppm	ppm	ppm	ppm	ppm	ppm	ppm
Avg	**1.976**	**2.078**	**2.021**	F **2.109**	**2.065**	**2.031**	**2.030**	**40.35**	**40.94**
Stddev	.008	.004	.002	.002	.009	.000	.004	.03	.03
%RSD	.4246	.2166	.1014	.0758	.4506	.0203	.1893	.0634	.0814
#1	1.970	2.081	2.022	2.110	2.072	2.031	2.027	40.33	40.97
#2	1.982	2.075	2.019	2.108	2.059	2.031	2.033	40.36	40.92
Check ?	Chk Pass	Chk Pass	Chk Pass	Chk Fail	Chk Pass	Chk Pass	Chk Pass	Chk Pass	Chk Pass
Value				2.000					
Range				5.000%					

Elem	Fe2599	Mg2790	K_7664	Na5895	B_2089	Mo2020	Pd3404	Si2124	Sn1899
Units	ppm	ppm	ppm	ppm	ppm	ppm	ppm	ppm	ppm
Avg	**41.04**	**40.52**	**40.12**	**40.30**	**2.059**	**2.062**	**1.984**	**5.072**	**2.087**
Stddev	.01	.05	.04	.08	.002	.002	.020	.002	.001
%RSD	.0170	.1197	.1070	.1965	.1070	.1073	1.021	.0433	.0634
#1	41.05	40.56	40.15	40.36	2.061	2.063	1.970	5.071	2.088
#2	41.04	40.49	40.09	40.25	2.058	2.060	1.999	5.074	2.086
Check ?	Chk Pass	Chk Pass	Chk Pass	Chk Pass	Chk Pass	Chk Pass	Chk Pass	Chk Pass	Chk Pass
Value									
Range									

◀ Zoom In ▶ Zoom Out

Sample Name: ccvconf Acquired: 6/27/2014 10:26:02 Type: QC
Method: Accutest 2(v151) Mode: CONC Corr. Factor: 1.000000
User: admin Custom ID1: Custom ID2: Custom ID3:
Comment:

Elem	Sr4077	Ti3349	W_2079	Zr3391	S_1820	Bi2230	Li6707
Units	ppm	ppm	ppm	ppm	ppm	ppm	ppm
Avg	**2.041**	**2.007**	**2.082**	**1.967**	**1.989**	**2.054**	**2.008**
Stddev	.000	.005	.006	.009	.004	.005	.001
%RSD	.0075	.2445	.2793	.4463	.1758	.2431	.0618
#1	2.042	2.003	2.087	1.961	1.991	2.051	2.009
#2	2.041	2.010	2.078	1.973	1.986	2.058	2.007
Check ?	Chk Pass	Chk Pass	Chk Pass	Chk Pass	Chk Pass	Chk Pass	Chk Pass
Value							
Range							

Int. Std.	Y_3600	Y_3710	Y_2243	In2306
Units	Cts/S	Cts/S	Cts/S	Cts/S
Avg	**67868.**	**12264.**	**1518.6**	**3306.1**
Stddev	172.	40.	1.0	2.0
%RSD	.25391	.32733	.06323	.05980
#1	67990.	12236.	1519.2	3304.7
#2	67746.	12292.	1517.9	3307.5

Zoom In Zoom Out

Sample Name: ccbconf Acquired: 6/27/2014 10:28:59 Type: QC
Method: Accutest 2(v151) Mode: CONC Corr. Factor: 1.000000
User: admin Custom ID1: Custom ID2: Custom ID3:
Comment:

Elem	Ba4554	Be3130	Cd2288	Co2286	Cr2677	Cu3247	Mn2576	Ni2316	Ag3280
Units	ppm	ppm	ppm	ppm	ppm	ppm	ppm	ppm	ppm
Avg	**.0001**	**.0001**	**.0003**	**.0000**	**-.0001**	**-.0000**	**.0001**	**.0006**	**-.0002**
Stddev	.0001	.0001	.0000	.0002	.0002	.0006	.0000	.0001	.0004
%RSD	81.45	61.25	5.234	7103.	153.0	8239.	23.83	8.525	195.6
#1	.0001	.0002	.0002	.0002	.0000	.0004	.0001	.0006	-.0005
#2	.0002	.0001	.0003	-.0002	-.0003	-.0004	.0001	.0006	.0001
Check ?	Chk Pass	Chk Pass	Chk Pass	Chk Pass	Chk Pass	Chk Pass	Chk Pass	Chk Pass	Chk Pass
High Limit									
Low Limit									

Elem	V_2924	Zn2062	As1890	Tl1908	Pb2203	Se1960	Sb2068	Al3961	Ca3179
Units	ppm	ppm	ppm	ppm	ppm	ppm	ppm	ppm	ppm
Avg	**.0005**	**.0001**	**.0007**	**.0002**	**-.0014**	**-.0018**	**.0004**	**-.0017**	**.0011**
Stddev	.0001	.0001	.0008	.0004	.0013	.0015	.0001	.0035	.0034
%RSD	26.70	114.8	119.0	181.5	95.45	83.63	24.93	211.2	311.3
#1	.0006	.0000	.0001	.0005	-.0004	-.0007	.0004	.0008	.0035
#2	.0004	.0002	.0012	-.0001	-.0023	-.0028	.0003	-.0042	-.0013
Check ?	Chk Pass	Chk Pass	Chk Pass	Chk Pass	Chk Pass	Chk Pass	Chk Pass	Chk Pass	Chk Pass
High Limit									
Low Limit									

Elem	Fe2599	Mg2790	K_7664	Na5895	B_2089	Mo2020	Pd3404	Si2124	Sn1899
Units	ppm	ppm	ppm	ppm	ppm	ppm	ppm	ppm	ppm
Avg	**-.0005**	**.0212**	**.0131**	**.0164**	**.0038**	**.0009**	**.0006**	**.0017**	**-.0004**
Stddev	.0051	.0009	.0236	.0022	.0006	.0001	.0002	.0007	.0002
%RSD	1101.	4.170	179.8	13.46	16.08	14.93	34.40	42.19	52.77
#1	.0031	.0206	-.0036	.0180	.0043	.0010	.0004	.0012	-.0006
#2	-.0041	.0218	.0298	.0149	.0034	.0008	.0007	.0023	-.0003
Check ?	Chk Pass	Chk Pass	Chk Pass	Chk Pass	Chk Pass	Chk Pass	Chk Pass	Chk Pass	Chk Pass
High Limit									
Low Limit									

Zoom In Zoom Out

Sample Name: ccbconf Acquired: 6/27/2014 10:28:59 Type: QC
Method: Accutest 2(v151) Mode: CONC Corr. Factor: 1.000000
User: admin Custom ID1: Custom ID2: Custom ID3:
Comment:

Elem	Sr4077	Ti3349	W_2079	Zr3391	S_1820	Bi2230	Li6707
Units	ppm	ppm	ppm	ppm	ppm	ppm	ppm
Avg	**.0001**	**.0004**	F **.0136**	**.0003**	**.0019**	**.0005**	**.0016**
Stddev	.0001	.0001	.0011	.0001	.0003	.0002	.0012
%RSD	79.69	23.29	8.470	52.17	15.26	29.00	71.89
#1	.0002	.0004	.0128	.0003	.0017	.0004	.0008
#2	.0001	.0005	.0144	.0002	.0020	.0006	.0025
Check ?	Chk Pass	Chk Pass	Chk Fail	Chk Pass	Chk Pass	Chk Pass	Chk Pass
High Limit			.0050				
Low Limit			-.0050				

Int. Std.	Y_3600	Y_3710	Y_2243	In2306
Units	Cts/S	Cts/S	Cts/S	Cts/S
Avg	**71145.**	**12386.**	**1575.4**	**3698.0**
Stddev	64.	20.	.5	.5
%RSD	.08962	.16530	.03331	.01464
#1	71190.	12400.	1575.7	3697.7
#2	71100.	12371.	1575.0	3698.4

Zoom In Zoom Out

Sample Name: icv Acquired: 6/27/2014 10:32:13 Type: QC
Method: Accutest 2(v151) Mode: CONC Corr. Factor: 1.000000
User: admin Custom ID1: Custom ID2: Custom ID3:
Comment:

Elem	Ba4554	Be3130	Cd2288	Co2286	Cr2677	Cu3247	Mn2576	Ni2316	Ag3280
Units	ppm	ppm	ppm	ppm	ppm	ppm	ppm	ppm	ppm
Avg	**2.029**	**2.038**	**2.026**	**2.029**	**2.028**	**1.966**	**2.040**	**2.060**	**.2484**
Stddev	.009	.010	.002	.001	.014	.012	.009	.000	.0005
%RSD	.4193	.4783	.0785	.0315	.7062	.6030	.4591	.0204	.1946
#1	2.023	2.031	2.027	2.030	2.018	1.958	2.033	2.059	.2481
#2	2.035	2.044	2.024	2.029	2.038	1.975	2.047	2.060	.2488
Check ?	Chk Pass	Chk Pass	Chk Pass	Chk Pass	Chk Pass	Chk Pass	Chk Pass	Chk Pass	Chk Pass
Value									
Range									

Elem	V_2924	Zn2062	As1890	Tl1908	Pb2203	Se1960	Sb2068	Al3961	Ca3179
Units	ppm	ppm	ppm	ppm	ppm	ppm	ppm	ppm	ppm
Avg	**1.973**	**2.076**	**2.023**	F **2.106**	**2.069**	**2.025**	**2.031**	**40.32**	**40.75**
Stddev	.009	.001	.004	.000	.006	.002	.001	.22	.19
%RSD	.4702	.0437	.1832	.0078	.2993	.0813	.0585	.5505	.4761
#1	1.967	2.076	2.020	2.106	2.073	2.026	2.030	40.16	40.62
#2	1.980	2.075	2.025	2.106	2.064	2.024	2.032	40.48	40.89
Check ?	Chk Pass	Chk Pass	Chk Pass	Chk Fail	Chk Pass	Chk Pass	Chk Pass	Chk Pass	Chk Pass
Value				2.000					
Range				5.000%					

Elem	Fe2599	Mg2790	K_7664	Na5895	B_2089	Mo2020	Pd3404	Si2124	Sn1899
Units	ppm	ppm	ppm	ppm	ppm	ppm	ppm	ppm	ppm
Avg	**41.00**	**40.33**	**39.94**	**40.32**	**2.060**	**2.057**	**1.984**	**5.062**	**2.084**
Stddev	.18	.32	.10	.07	.002	.001	.017	.003	.003
%RSD	.4452	.7889	.2482	.1754	.0866	.0701	.8631	.0579	.1554
#1	40.87	40.10	39.87	40.27	2.059	2.058	1.972	5.064	2.087
#2	41.13	40.55	40.01	40.37	2.061	2.056	1.996	5.060	2.082
Check ?	Chk Pass	Chk Pass	Chk Pass	Chk Pass	Chk Pass	Chk Pass	Chk Pass	Chk Pass	Chk Pass
Value									
Range									

Zoom In Zoom Out

Sample Name: icv Acquired: 6/27/2014 10:32:13 Type: QC
Method: Accutest 2(v151) Mode: CONC Corr. Factor: 1.000000
User: admin Custom ID1: Custom ID2: Custom ID3:
Comment:

Elem	Sr4077	Ti3349	W_2079	Zr3391	S_1820	Bi2230	Li6707
Units	ppm	ppm	ppm	ppm	ppm	ppm	ppm
Avg	**2.037**	**2.006**	**2.075**	**1.969**	**1.988**	**2.042**	**2.015**
Stddev	.008	.012	.003	.011	.004	.003	.004
%RSD	.3922	.5922	.1380	.5669	.2208	.1459	.1891
#1	2.031	1.998	2.077	1.961	1.985	2.044	2.012
#2	2.042	2.014	2.073	1.977	1.991	2.040	2.018
Check ?	Chk Pass	Chk Pass	Chk Pass	Chk Pass	Chk Pass	Chk Pass	Chk Pass
Value							
Range							

Int. Std.	Y_3600	Y_3710	Y_2243	In2306
Units	Cts/S	Cts/S	Cts/S	Cts/S
Avg	**67938.**	**12273.**	**1517.5**	**3298.8**
Stddev	402.	36.	5.1	9.3
%RSD	.59183	.29430	.33653	.28234
#1	68222.	12298.	1521.2	3305.4
#2	67653.	12247.	1513.9	3292.2

Zoom In Zoom Out

Sample Name: icb Acquired: 6/27/2014 10:35:09 Type: QC
Method: Accutest 2(v151) Mode: CONC Corr. Factor: 1.000000
User: admin Custom ID1: Custom ID2: Custom ID3:
Comment:

Elem	Ba4554	Be3130	Cd2288	Co2286	Cr2677	Cu3247	Mn2576	Ni2316	Ag3280
Units	ppm	ppm	ppm	ppm	ppm	ppm	ppm	ppm	ppm
Avg	**.0003**	**.0003**	**.0003**	**-.0000**	**.0001**	**-.0007**	**.0001**	**.0002**	**.0000**
Stddev	.0000	.0000	.0002	.0004	.0001	.0001	.0000	.0002	.0002
%RSD	8.177	3.997	74.64	1387.	127.9	20.41	4.677	83.16	732.0
#1	.0003	.0003	.0004	-.0003	.0002	-.0008	.0001	.0003	-.0001
#2	.0002	.0003	.0001	.0002	.0000	-.0006	.0001	.0001	.0001
Check ?	Chk Pass	Chk Pass	Chk Pass	Chk Pass	Chk Pass	Chk Pass	Chk Pass	Chk Pass	Chk Pass
High Limit									
Low Limit									

Elem	V_2924	Zn2062	As1890	Tl1908	Pb2203	Se1960	Sb2068	Al3961	Ca3179
Units	ppm	ppm	ppm	ppm	ppm	ppm	ppm	ppm	ppm
Avg	**.0001**	**-.0001**	**.0013**	**.0004**	**-.0012**	**-.0022**	**-.0001**	**.0003**	**.0035**
Stddev	.0005	.0003	.0003	.0013	.0012	.0011	.0001	.0085	.0019
%RSD	346.7	512.3	24.82	323.9	98.97	50.31	71.37	2948.	55.58
#1	.0005	.0001	.0016	-.0005	-.0020	-.0014	-.0001	-.0057	.0021
#2	-.0002	-.0003	.0011	.0013	-.0004	-.0030	-.0002	.0063	.0049
Check ?	Chk Pass	Chk Pass	Chk Pass	Chk Pass	Chk Pass	Chk Pass	Chk Pass	Chk Pass	Chk Pass
High Limit									
Low Limit									

Elem	Fe2599	Mg2790	K_7664	Na5895	B_2089	Mo2020	Pd3404	Si2124	Sn1899
Units	ppm	ppm	ppm	ppm	ppm	ppm	ppm	ppm	ppm
Avg	**.0005**	**-.0172**	**.0274**	**.0187**	**.0039**	**.0007**	**.0012**	**.0015**	**-.0003**
Stddev	.0008	.0022	.0235	.0053	.0010	.0000	.0001	.0012	.0000
%RSD	165.5	12.96	85.69	28.25	26.67	4.667	4.777	78.84	17.08
#1	-.0001	-.0188	.0108	.0224	.0046	.0008	.0013	.0007	-.0003
#2	.0011	-.0156	.0440	.0150	.0032	.0007	.0012	.0024	-.0002
Check ?	Chk Pass	Chk Pass	Chk Pass	Chk Pass	Chk Pass	Chk Pass	Chk Pass	Chk Pass	Chk Pass
High Limit									
Low Limit									

Zoom In Zoom Out

Sample Name: icb Acquired: 6/27/2014 10:35:09 Type: QC
Method: Accutest 2(v151) Mode: CONC Corr. Factor: 1.000000
User: admin Custom ID1: Custom ID2: Custom ID3:
Comment:

Elem	Sr4077	Ti3349	W_2079	Zr3391	S_1820	Bi2230	Li6707
Units	ppm	ppm	ppm	ppm	ppm	ppm	ppm
Avg	**.0001**	**.0003**	F **.0130**	**.0005**	**-.0014**	**-.0005**	**.0008**
Stddev	.0001	.0001	.0010	.0000	.0010	.0003	.0008
%RSD	86.44	30.50	7.486	4.255	72.62	72.15	112.2
#1	.0002	.0004	.0123	.0005	-.0021	-.0002	.0014
#2	.0000	.0002	.0136	.0005	-.0007	-.0007	.0002
Check ?	Chk Pass	Chk Pass	Chk Fail	Chk Pass	Chk Pass	Chk Pass	Chk Pass
High Limit			.0050				
Low Limit			-.0050				

Int. Std.	Y_3600	Y_3710	Y_2243	In2306
Units	Cts/S	Cts/S	Cts/S	Cts/S
Avg	**71772.**	**12374.**	**1576.0**	**3697.4**
Stddev	67.	54.	6.2	5.5
%RSD	.09272	.43472	.39133	.14971
#1	71725.	12412.	1580.4	3701.3
#2	71819.	12336.	1571.6	3693.5

Zoom In Zoom Out

Sample Name: ccv Acquired: 6/27/2014 10:38:22 Type: QC
Method: Accutest 2(v151) Mode: CONC Corr. Factor: 1.000000
User: admin Custom ID1: Custom ID2: Custom ID3:
Comment:

Elem	Ba4554	Be3130	Cd2288	Co2286	Cr2677	Cu3247	Mn2576	Ni2316
Units	ppm	ppm	ppm	ppm	ppm	ppm	ppm	ppm
Avg	k **2.034**	k **2.043**	k **2.058**	s **2.090**	k **2.031**	k **1.957**	k **2.031**	sF **2.124**
Stddev	.007	.013	.050	.096	.006	.012	.008	.099
%RSD	.3627	.6396	2.447	4.574	.2924	.6043	.3744	4.636
#1	k 2.028	k 2.034	k 2.094	s 2.157	k 2.027	k 1.949	k 2.026	s 2.194
#2	2.039	2.053	2.022	2.022	2.035	1.966	2.036	2.054
Check ?	Chk Pass	Chk Pass	Chk Pass	Chk Pass	Chk Pass	Chk Pass	Chk Pass	Chk Fail
Value								2.000
Range								5.000%

Elem	Ag3280	V_2924	Zn2062	As1890	Tl1908	Pb2203	Se1960	Sb2068
Units	ppm	ppm	ppm	ppm	ppm	ppm	ppm	ppm
Avg	k **.2392**	k **1.956**	kF **2.108**	k **2.080**	sF **2.141**	sF **2.132**	k **2.099**	k **2.060**
Stddev	.0145	.027	.049	.083	.057	.091	.109	.046
%RSD	6.064	1.381	2.319	3.965	2.654	4.268	5.178	2.217
#1	k .2289	k 1.937	k 2.143	k 2.138	s 2.182	s 2.197	k 2.176	k 2.092
#2	.2494	1.976	2.074	2.022	2.101	2.068	2.022	2.028
Check ?	Chk Pass	Chk Pass	Chk Fail	Chk Pass	Chk Fail	Chk Fail	Chk Pass	Chk Pass
Value			2.000		2.000	2.000		
Range			5.000%		5.000%	5.000%		

Elem	Al3961	Ca3179	Fe2599	Mg2790	K_7664	Na5895	B_2089	Mo2020
Units	ppm	ppm	ppm	ppm	ppm	ppm	ppm	ppm
Avg	k **40.41**	k **40.99**	k **41.04**	k **40.65**	k **40.13**	k **40.45**	kF **2.123**	k **2.093**
Stddev	.09	.20	.23	.28	.22	.02	.097	.053
%RSD	.2291	.4872	.5649	.6832	.5456	.0574	4.588	2.541
#1	k 40.34	k 40.85	k 40.88	k 40.46	k 39.97	k 40.43	k 2.192	k 2.130
#2	40.48	41.13	41.21	40.85	40.28	40.47	2.054	2.055
Check ?	Chk Pass	Chk Pass	Chk Pass	Chk Pass	Chk Pass	Chk Pass	Chk Fail	Chk Pass
Value							2.000	
Range							5.000%	

Zoom In Zoom Out

Sample Name: ccv Acquired: 6/27/2014 10:38:22 Type: QC
Method: Accutest 2(v151) Mode: CONC Corr. Factor: 1.000000
User: admin Custom ID1: Custom ID2: Custom ID3:
Comment:

Elem	Pd3404	Si2124	Sn1899	Sr4077	Ti3349	W_2079	Zr3391	S_1820
Units	ppm	ppm	ppm	ppm	ppm	ppm	ppm	ppm
Avg	kF **1.893**	k **5.171**	kF **2.116**	k **2.040**	k **1.999**	kF **2.106**	k **1.959**	k **1.995**
Stddev	.138	.171	.057	.010	.003	.052	.004	.003
%RSD	7.270	3.310	2.680	.4687	.1393	2.463	.1958	.1360
#1	k 1.795	k 5.292	k 2.156	k 2.034	k 1.997	k 2.142	k 1.956	k 1.997
#2	1.990	5.050	2.076	2.047	2.001	2.069	1.962	1.993
Check ?	Chk Fail	Chk Pass	Chk Fail	Chk Pass	Chk Pass	Chk Fail	Chk Pass	Chk Pass
Value	2.000		2.000			2.000		
Range	-5.000%		5.000%			5.000%		

Elem	Bi2230	Li6707
Units	ppm	ppm
Avg	k **2.052**	**2.012**
Stddev	.005	.009
%RSD	.2663	.4378
#1	k 2.056	2.005
#2	2.048	2.018
Check ?	Chk Pass	Chk Pass
Value		
Range		

Int. Std.	Y_3600	Y_3710	Y_2243	In2306
Units	Cts/S	Cts/S	Cts/S	Cts/S
Avg	**67824.**	**12198.**	**1495.8**	^ *****
Stddev	46.	63.	26.6	-----
%RSD	.06752	.51801	1.7755	-----
#1	67792.	12243.	1477.0	^ -----
#2	67857.	12153.	1514.6	3296.3

Zoom In Zoom Out

Sample Name: ccb Acquired: 6/27/2014 10:41:19 Type: QC
Method: Accutest 2(v151) Mode: CONC Corr. Factor: 1.000000
User: admin Custom ID1: Custom ID2: Custom ID3:
Comment:

Elem	Ba4554	Be3130	Cd2288	Co2286	Cr2677	Cu3247	Mn2576	Ni2316
Units	ppm	ppm	ppm	ppm	ppm	ppm	ppm	ppm
Avg	**.0003**	**.0002**	**.0002**	**-.0003**	**.0002**	**-.0000**	**.0001**	**.0004**
Stddev	.0001	.0001	.0002	.0000	.0003	.0004	.0000	.0000
%RSD	41.85	40.91	101.9	15.56	135.1	2268.	8.920	10.90
#1	.0004	.0003	.0003	-.0002	.0000	-.0003	.0002	.0004
#2	.0002	.0002	.0001	-.0003	.0005	.0003	.0001	.0004
Check ?	Chk Pass	Chk Pass	Chk Pass	Chk Pass	Chk Pass	Chk Pass	Chk Pass	Chk Pass
High Limit								
Low Limit								

Elem	Ag3280	V_2924	Zn2062	As1890	Tl1908	Pb2203	Se1960	Sb2068
Units	ppm	ppm	ppm	ppm	ppm	ppm	ppm	ppm
Avg	**-.0003**	**.0001**	**-.0000**	**.0004**	**-.0004**	**-.0006**	F **-.0037**	**.0001**
Stddev	.0001	.0001	.0001	.0006	.0003	.0001	.0013	.0012
%RSD	42.27	68.05	313.3	143.6	67.66	18.72	35.78	1428.
#1	-.0005	.0001	-.0001	.0009	-.0007	-.0007	-.0028	-.0008
#2	-.0002	.0002	.0000	-.0000	-.0002	-.0005	-.0047	.0010
Check ?	Chk Pass	Chk Pass	Chk Pass	Chk Pass	Chk Pass	Chk Pass	Chk Fail	Chk Pass
High Limit							.0030	
Low Limit							-.0030	

Elem	Al3961	Ca3179	Fe2599	Mg2790	K_7664	Na5895	B_2089	Mo2020
Units	ppm	ppm	ppm	ppm	ppm	ppm	ppm	ppm
Avg	**.0020**	**.0012**	**.0029**	**-.0049**	**.0308**	**.0163**	**.0028**	**.0009**
Stddev	.0023	.0029	.0008	.0484	.0157	.0077	.0003	.0000
%RSD	111.4	244.3	26.37	981.1	51.15	47.23	10.84	4.422
#1	.0036	-.0009	.0024	.0293	.0419	.0217	.0026	.0008
#2	.0004	.0033	.0034	-.0392	.0196	.0108	.0030	.0009
Check ?	Chk Pass	Chk Pass	Chk Pass	Chk Pass	Chk Pass	Chk Pass	Chk Pass	Chk Pass
High Limit								
Low Limit								

Zoom In Zoom Out

Sample Name: ccb Acquired: 6/27/2014 10:41:19 Type: QC
Method: Accutest 2(v151) Mode: CONC Corr. Factor: 1.000000
User: admin Custom ID1: Custom ID2: Custom ID3:
Comment:

Elem	Pd3404	Si2124	Sn1899	Sr4077	Ti3349	W_2079	Zr3391	S_1820
Units	ppm	ppm	ppm	ppm	ppm	ppm	ppm	ppm
Avg	**.0008**	**.0015**	**.0003**	**.0002**	**.0006**	F **.0125**	**.0003**	**-.0002**
Stddev	.0002	.0008	.0008	.0001	.0001	.0024	.0000	.0004
%RSD	24.29	55.21	266.6	35.34	17.76	19.10	9.227	203.9
#1	.0006	.0009	-.0003	.0002	.0006	.0108	.0003	-.0004
#2	.0009	.0021	.0009	.0001	.0007	.0141	.0003	.0001
Check ?	Chk Pass	Chk Pass	Chk Pass	Chk Pass	Chk Pass	Chk Fail	Chk Pass	Chk Pass
High Limit						.0050		
Low Limit						-.0050		

Elem	Bi2230	Li6707
Units	ppm	ppm
Avg	**-.0007**	**.0012**
Stddev	.0014	.0008
%RSD	213.3	68.16
#1	-.0017	.0018
#2	.0003	.0006
Check ?	Chk Pass	Chk Pass
High Limit		
Low Limit		

Int. Std.	Y_3600	Y_3710	Y_2243	In2306
Units	Cts/S	Cts/S	Cts/S	Cts/S
Avg	**71296.**	**12355.**	**1590.4**	**3721.9**
Stddev	12.	132.	10.0	23.5
%RSD	.01711	1.0663	.62695	.63074
#1	71305.	12449.	1583.4	3705.3
#2	71287.	12262.	1597.5	3738.5

Zoom In Zoom Out

Sample Name: ccv Acquired: 6/27/2014 10:44:49 Type: QC
Method: Accutest 2(v151) Mode: CONC Corr. Factor: 1.000000
User: admin Custom ID1: Custom ID2: Custom ID3:
Comment:

Elem	Ba4554	Be3130	Cd2288	Co2286	Cr2677	Cu3247	Mn2576	Ni2316	Ag3280
Units	ppm	ppm	ppm	ppm	ppm	ppm	ppm	ppm	ppm
Avg	**2.034**	**2.043**	**2.021**	**2.029**	**2.026**	**1.958**	**2.037**	**2.057**	**.2480**
Stddev	.002	.001	.003	.005	.008	.012	.007	.005	.0007
%RSD	.0918	.0358	.1360	.2427	.3980	.6220	.3456	.2665	.2725
#1	2.035	2.043	2.023	2.033	2.021	1.949	2.032	2.061	.2475
#2	2.032	2.044	2.019	2.026	2.032	1.966	2.042	2.053	.2485
Check ?	Chk Pass	Chk Pass	Chk Pass	Chk Pass	Chk Pass	Chk Pass	Chk Pass	Chk Pass	Chk Pass
Value									
Range									

Elem	V_2924	Zn2062	As1890	Tl1908	Pb2203	Se1960	Sb2068	Al3961	Ca3179
Units	ppm	ppm	ppm	ppm	ppm	ppm	ppm	ppm	ppm
Avg	**1.969**	**2.081**	**2.018**	**2.100**	**2.073**	**2.022**	**2.030**	**40.41**	**40.81**
Stddev	.009	.002	.005	.003	.004	.001	.000	.01	.02
%RSD	.4349	.1009	.2735	.1570	.2057	.0703	.0071	.0264	.0426
#1	1.963	2.082	2.014	2.098	2.076	2.021	2.030	40.40	40.79
#2	1.975	2.079	2.022	2.102	2.070	2.023	2.030	40.42	40.82
Check ?	Chk Pass	Chk Pass	Chk Pass	Chk Pass	Chk Pass	Chk Pass	Chk Pass	Chk Pass	Chk Pass
Value									
Range									

Elem	Fe2599	Mg2790	K_7664	Na5895	B_2089	Mo2020	Pd3404	Si2124	Sn1899
Units	ppm	ppm	ppm	ppm	ppm	ppm	ppm	ppm	ppm
Avg	**41.14**	**40.55**	**39.91**	**40.29**	**2.052**	**2.053**	**1.976**	**5.045**	**2.079**
Stddev	.02	.20	.02	.04	.002	.001	.013	.003	.003
%RSD	.0581	.5027	.0486	.0871	.1085	.0704	.6714	.0614	.1656
#1	41.15	40.41	39.92	40.32	2.050	2.054	1.967	5.047	2.082
#2	41.12	40.70	39.89	40.27	2.054	2.052	1.986	5.043	2.077
Check ?	Chk Pass	Chk Pass	Chk Pass	Chk Pass	Chk Pass	Chk Pass	Chk Pass	Chk Pass	Chk Pass
Value									
Range									

Zoom In Zoom Out

Sample Name: ccv Acquired: 6/27/2014 10:44:49 Type: QC
Method: Accutest 2(v151) Mode: CONC Corr. Factor: 1.000000
User: admin Custom ID1: Custom ID2: Custom ID3:
Comment:

Elem	Sr4077	Ti3349	W_2079	Zr3391	S_1820	Bi2230	Li6707
Units	ppm	ppm	ppm	ppm	ppm	ppm	ppm
Avg	**2.046**	**2.002**	**2.073**	**1.963**	**1.985**	**2.039**	**2.015**
Stddev	.000	.004	.004	.009	.001	.001	.001
%RSD	.0179	.2082	.1842	.4655	.0702	.0235	.0584
#1	2.045	1.999	2.076	1.956	1.984	2.039	2.016
#2	2.046	2.005	2.071	1.969	1.986	2.039	2.014
Check ?	Chk Pass	Chk Pass	Chk Pass	Chk Pass	Chk Pass	Chk Pass	Chk Pass
Value							
Range							

Int. Std.	Y_3600	Y_3710	Y_2243	In2306
Units	Cts/S	Cts/S	Cts/S	Cts/S
Avg	**67915.**	**12257.**	**1520.9**	**3305.6**
Stddev	147.	5.	4.5	4.9
%RSD	.21672	.04202	.29572	.14850
#1	68019.	12253.	1524.1	3309.1
#2	67811.	12260.	1517.8	3302.2

Zoom In Zoom Out

Sample Name: ccb Acquired: 6/27/2014 10:47:45 Type: QC
Method: Accutest 2(v151) Mode: CONC Corr. Factor: 1.000000
User: admin Custom ID1: Custom ID2: Custom ID3:
Comment:

Elem	Ba4554	Be3130	Cd2288	Co2286	Cr2677	Cu3247	Mn2576	Ni2316	Ag3280
Units	ppm	ppm	ppm	ppm	ppm	ppm	ppm	ppm	ppm
Avg	**.0004**	**.0002**	**.0003**	**.0001**	**.0003**	**.0000**	**.0001**	**.0007**	**-.0001**
Stddev	.0002	.0001	.0001	.0003	.0004	.0007	.0000	.0001	.0006
%RSD	57.23	40.39	15.66	459.5	124.3	5403.	33.59	15.79	869.3
#1	.0002	.0002	.0004	.0003	.0000	.0005	.0001	.0007	-.0005
#2	.0005	.0001	.0003	-.0001	.0006	-.0005	.0002	.0006	.0004
Check ?	Chk Pass	Chk Pass	Chk Pass	Chk Pass	Chk Pass	Chk Pass	Chk Pass	Chk Pass	Chk Pass
High Limit									
Low Limit									

Elem	V_2924	Zn2062	As1890	Tl1908	Pb2203	Se1960	Sb2068	Al3961	Ca3179
Units	ppm	ppm	ppm	ppm	ppm	ppm	ppm	ppm	ppm
Avg	**.0001**	**.0001**	**.0008**	**-.0001**	**-.0013**	**.0000**	**-.0016**	**.0092**	**-.0004**
Stddev	.0002	.0001	.0012	.0005	.0009	.0001	.0002	.0028	.0014
%RSD	157.1	73.69	158.6	553.2	68.97	344.4	9.825	30.43	346.0
#1	-.0000	.0001	.0017	-.0005	-.0019	-.0000	-.0017	.0112	-.0014
#2	.0003	.0000	-.0001	.0003	-.0007	.0001	-.0014	.0072	.0006
Check ?	Chk Pass	Chk Pass	Chk Pass	Chk Pass	Chk Pass	Chk Pass	Chk Pass	Chk Pass	Chk Pass
High Limit									
Low Limit									

Elem	Fe2599	Mg2790	K_7664	Na5895	B_2089	Mo2020	Pd3404	Si2124	Sn1899
Units	ppm	ppm	ppm	ppm	ppm	ppm	ppm	ppm	ppm
Avg	**.0022**	**.0056**	**.0106**	**.0256**	**.0026**	**.0008**	**.0009**	**.0004**	**-.0007**
Stddev	.0003	.0417	.0046	.0011	.0001	.0001	.0012	.0011	.0002
%RSD	12.16	748.2	43.54	4.160	2.659	13.84	128.9	269.5	26.80
#1	.0024	-.0239	.0139	.0263	.0026	.0007	.0001	-.0004	-.0008
#2	.0020	.0351	.0073	.0248	.0025	.0008	.0017	.0012	-.0006
Check ?	Chk Pass	Chk Pass	Chk Pass	Chk Pass	Chk Pass	Chk Pass	Chk Pass	Chk Pass	Chk Pass
High Limit									
Low Limit									

Zoom In Zoom Out

Sample Name: ccb Acquired: 6/27/2014 10:47:45 Type: QC
Method: Accutest 2(v151) Mode: CONC Corr. Factor: 1.000000
User: admin Custom ID1: Custom ID2: Custom ID3:
Comment:

Elem	Sr4077	Ti3349	W_2079	Zr3391	S_1820	Bi2230	Li6707
Units	ppm	ppm	ppm	ppm	ppm	ppm	ppm
Avg	**.0001**	**.0005**	F **.0123**	**.0004**	**-.0010**	**.0004**	**.0001**
Stddev	.0001	.0002	.0013	.0001	.0014	.0005	.0000
%RSD	40.99	32.57	10.76	16.61	135.8	135.9	6.185
#1	.0002	.0007	.0113	.0005	-.0000	.0000	.0001
#2	.0001	.0004	.0132	.0004	-.0020	.0008	.0001
Check ?	Chk Pass	Chk Pass	Chk Fail	Chk Pass	Chk Pass	Chk Pass	Chk Pass
High Limit			.0050				
Low Limit			-.0050				

Int. Std.	Y_3600	Y_3710	Y_2243	In2306
Units	Cts/S	Cts/S	Cts/S	Cts/S
Avg	**71358.**	**12300.**	**1586.6**	**3712.7**
Stddev	160.	51.	8.1	14.6
%RSD	.22355	.41825	.51116	.39302
#1	71245.	12337.	1592.4	3723.0
#2	71471.	12264.	1580.9	3702.4

Zoom In Zoom Out

Sample Name: cri Acquired: 6/27/2014 10:50:59 Type: QC
Method: Accutest 2(v151) Mode: CONC Corr. Factor: 1.000000
User: admin Custom ID1: Custom ID2: Custom ID3:
Comment:

Elem	Ba4554	Be3130	Cd2288	Co2286	Cr2677	Cu3247	Mn2576	Ni2316	Ag3280
Units	ppm	ppm	ppm	ppm	ppm	ppm	ppm	ppm	ppm
Avg	**.2079**	**.0023**	**.0036**	**.0510**	**.0108**	**.0095**	**.0160**	**.0105**	**.0047**
Stddev	.0003	.0001	.0001	.0002	.0003	.0005	.0000	.0003	.0004
%RSD	.1308	2.975	2.694	.3895	2.350	5.246	.2909	2.705	8.857
#1	.2077	.0023	.0036	.0511	.0110	.0098	.0160	.0107	.0050
#2	.2081	.0022	.0037	.0508	.0106	.0091	.0160	.0103	.0044
Check ?	Chk Pass	Chk Pass	Chk Pass	Chk Pass	Chk Pass	Chk Pass	Chk Pass	Chk Pass	Chk Pass
Value									
Range									

Elem	V_2924	Zn2062	As1890	Tl1908	Pb2203	Se1960	Sb2068	Al3961	Ca3179
Units	ppm	ppm	ppm	ppm	ppm	ppm	ppm	ppm	ppm
Avg	**.0548**	**.0243**	**.0098**	**.0109**	**.0026**	**.0109**	**.0056**	**.2210**	**5.285**
Stddev	.0000	.0002	.0005	.0004	.0003	.0013	.0005	.0005	.011
%RSD	.0485	.6345	4.714	3.575	12.38	11.79	8.205	.2213	.2053
#1	.0548	.0244	.0095	.0106	.0024	.0100	.0060	.2213	5.278
#2	.0548	.0242	.0101	.0112	.0028	.0118	.0053	.2206	5.293
Check ?	Chk Pass	Chk Pass	Chk Pass	Chk Pass	Chk Pass	Chk Pass	Chk Pass	Chk Pass	Chk Pass
Value									
Range									

Elem	Fe2599	Mg2790	K_7664	Na5895	B_2089	Mo2020	Pd3404	Si2124	Sn1899
Units	ppm	ppm	ppm	ppm	ppm	ppm	ppm	ppm	ppm
Avg	**.1122**	**5.265**	**5.071**	**5.171**	**.1097**	**.0215**	**.0528**	**.2093**	**.0103**
Stddev	.0001	.037	.034	.003	.0003	.0002	.0002	.0012	.0002
%RSD	.1253	.7022	.6747	.0661	.2288	1.079	.4383	.5648	1.572
#1	.1121	5.239	5.095	5.168	.1099	.0217	.0530	.2085	.0104
#2	.1123	5.291	5.046	5.173	.1095	.0214	.0526	.2102	.0102
Check ?	Chk Pass	Chk Pass	Chk Pass	Chk Pass	Chk Pass	Chk Pass	Chk Pass	Chk Pass	Chk Pass
Value									
Range									

Zoom In Zoom Out

Sample Name: cri Acquired: 6/27/2014 10:50:59 Type: QC
Method: Accutest 2(v151) Mode: CONC Corr. Factor: 1.000000
User: admin Custom ID1: Custom ID2: Custom ID3:
Comment:

Elem	Sr4077	Ti3349	W_2079	Zr3391	S_1820	Bi2230	Li6707
Units	ppm	ppm	ppm	ppm	ppm	ppm	ppm
Avg	**.0105**	**.0108**	**.0635**	**.0106**	**.0495**	**.0213**	**.0219**
Stddev	.0001	.0007	.0018	.0002	.0008	.0008	.0005
%RSD	1.064	6.146	2.848	1.437	1.621	3.678	2.431
#1	.0106	.0112	.0622	.0105	.0489	.0207	.0222
#2	.0105	.0103	.0648	.0107	.0501	.0218	.0215
Check ?	Chk Pass	Chk Pass	Chk Pass	Chk Pass	Chk Pass	Chk Pass	Chk Pass
Value							
Range							

Int. Std.	Y_3600	Y_3710	Y_2243	In2306
Units	Cts/S	Cts/S	Cts/S	Cts/S
Avg	**70354.**	**12261.**	**1571.0**	**3625.6**
Stddev	168.	8.	6.4	10.0
%RSD	.23941	.06878	.40807	.27677
#1	70235.	12255.	1575.5	3632.7
#2	70473.	12267.	1566.5	3618.5

Zoom In Zoom Out

Sample Name: crid Acquired: 6/27/2014 10:54:10 Type: QC
Method: Accutest 2(v151) Mode: CONC Corr. Factor: 1.000000
User: admin Custom ID1: Custom ID2: Custom ID3:
Comment:

Elem	Ba4554	Be3130	Cd2288	Co2286	Cr2677	Cu3247	Mn2576	Ni2316
Units	ppm	ppm	ppm	ppm	ppm	ppm	ppm	ppm
Avg	**.0042**	**.0011**	F **.0013**	**.0027**	**.0022**	**.0015**	**.0031**	**.0046**
Stddev	.0002	.0000	.0001	.0002	.0002	.0005	.0000	.0000
%RSD	3.951	4.407	4.363	7.468	9.719	35.96	.2254	.6533
#1	.0041	.0011	.0014	.0028	.0020	.0011	.0031	.0045
#2	.0043	.0011	.0013	.0026	.0023	.0019	.0031	.0046
Check ?	Chk Pass	Chk Pass	Chk Fail	Chk Pass	Chk Pass	Chk Pass	Chk Pass	Chk Pass
Value			.0010					
Range			30.00%					

Elem	Ag3280	V_2924	Zn2062	As1890	Tl1908	Pb2203	Se1960	Sb2068
Units	ppm	ppm	ppm	ppm	ppm	ppm	ppm	ppm
Avg	F **.0006**	**.0022**	**.0108**	**.0035**	**.0019**	**.0022**	**.0036**	**.0030**
Stddev	.0002	.0001	.0000	.0020	.0004	.0003	.0021	.0001
%RSD	36.42	2.375	.3971	56.67	18.92	15.03	58.20	2.191
#1	.0007	.0023	.0108	.0049	.0016	.0025	.0051	.0030
#2	.0004	.0022	.0107	.0021	.0022	.0020	.0021	.0029
Check ?	Chk Fail	Chk Pass	Chk Pass	Chk Pass	Chk Pass	Chk Pass	Chk Pass	Chk Pass
Value	.0010							
Range	-30.00%							

Elem	Al3961	Ca3179	Fe2599	Mg2790	K_7664	Na5895	B_2089	Mo2020
Units	ppm	ppm	ppm	ppm	ppm	ppm	ppm	ppm
Avg	**.1088**	**1.066**	**-.0015**	**.1023**	**2.074**	**1.034**	**.0117**	**-.0000**
Stddev	.0074	.010	.0011	.0188	.029	.002	.0003	.0002
%RSD	6.810	.9776	75.94	18.40	1.379	.2041	2.711	1024.
#1	.1141	1.059	-.0022	.0890	2.054	1.032	.0120	.0001
#2	.1036	1.074	-.0007	.1156	2.094	1.035	.0115	-.0001
Check ?	Chk Pass	Chk Pass	None	Chk Pass	Chk Pass	Chk Pass	Chk Pass	None
Value								
Range								

Zoom In Zoom Out

Sample Name: crid Acquired: 6/27/2014 10:54:10 Type: QC
Method: Accutest 2(v151) Mode: CONC Corr. Factor: 1.000000
User: admin Custom ID1: Custom ID2: Custom ID3:
Comment:

Elem	Pd3404	Si2124	Sn1899	Sr4077	Ti3349	W_2079	Zr3391	S_1820
Units	ppm	ppm	ppm	ppm	ppm	ppm	ppm	ppm
Avg	**.0009**	**.0003**	**-.0000**	**-.0000**	**.0002**	F **.0054**	F **.0001**	F **-.0004**
Stddev	.0011	.0004	.0009	.0000	.0001	.0010	.0001	.0009
%RSD	123.6	103.6	3216.	259.1	49.41	18.20	130.7	244.4
#1	.0001	.0006	-.0007	.0000	.0003	.0047	.0000	.0003
#2	.0017	.0001	.0006	-.0000	.0001	.0061	.0001	-.0011
Check ?	None	None	None	None	None	Chk Fail	Chk Fail	Chk Fail
Value						.0040	.0040	.0040
Range						30.00%	-30.00%	-30.00%

Elem	Bi2230	Li6707
Units	ppm	ppm
Avg	F **-.0001**	F **.0005**
Stddev	.0002	.0005
%RSD	177.1	98.66
#1	-.0003	.0009
#2	.0000	.0002
Check ?	Chk Fail	Chk Fail
Value	.0040	.0040
Range	-30.00%	-30.00%

Int. Std.	Y_3600	Y_3710	Y_2243	In2306
Units	Cts/S	Cts/S	Cts/S	Cts/S
Avg	**71383.**	**12275.**	**1587.5**	**3695.3**
Stddev	12.	65.	6.4	15.9
%RSD	.01739	.52929	.40578	.43003
#1	71392.	12321.	1592.1	3706.5
#2	71375.	12229.	1583.0	3684.1

Zoom In Zoom Out

Sample Name: cria Acquired: 6/27/2014 10:57:23 Type: QC
Method: Accutest 2(v151) Mode: CONC Corr. Factor: 1.000000
User: admin Custom ID1: Custom ID2: Custom ID3:
Comment:

Elem	Ba4554	Be3130	Cd2288	Co2286	Cr2677	Cu3247	Mn2576	Ni2316	Ag3280
Units	ppm	ppm	ppm	ppm	ppm	ppm	ppm	ppm	ppm
Avg	**.0001**	**.0001**	**.0002**	**-.0002**	**.0002**	**-.0006**	**-.0000**	**.0007**	**.0001**
Stddev	.0003	.0000	.0005	.0001	.0002	.0000	.0000	.0000	.0004
%RSD	194.3	52.78	190.4	23.66	69.79	8.214	399.2	3.952	372.2
#1	-.0001	.0001	.0006	-.0003	.0004	-.0006	-.0000	.0007	-.0002
#2	.0003	.0001	-.0001	-.0002	.0001	-.0005	.0000	.0007	.0004
Check ?	None	None	None	None	None	None	None	None	None
Value									
Range									

Elem	V_2924	Zn2062	As1890	Tl1908	Pb2203	Se1960	Sb2068	Al3961	Ca3179
Units	ppm	ppm	ppm	ppm	ppm	ppm	ppm	ppm	ppm
Avg	**.0001**	**.0007**	**.0203**	**-.0009**	**.0208**	**.0196**	**.0196**	**.5252**	**-.0007**
Stddev	.0004	.0000	.0010	.0002	.0004	.0027	.0011	.0073	.0003
%RSD	507.5	1.154	4.735	17.55	1.905	13.70	5.614	1.399	47.19
#1	.0003	.0007	.0209	-.0010	.0211	.0215	.0203	.5200	-.0005
#2	-.0002	.0007	.0196	-.0008	.0206	.0177	.0188	.5304	-.0009
Check ?	None	None	Chk Pass	None	Chk Pass	Chk Pass	Chk Pass	Chk Pass	None
Value									
Range									

Elem	Fe2599	Mg2790	K_7664	Na5895	B_2089	Mo2020	Pd3404	Si2124	Sn1899
Units	ppm	ppm	ppm	ppm	ppm	ppm	ppm	ppm	ppm
Avg	**.5434**	**.0090**	**.0250**	**.0020**	**.0013**	**-.0001**	**.0010**	**.0013**	**-.0003**
Stddev	.0033	.0153	.0109	.0063	.0000	.0000	.0004	.0002	.0001
%RSD	.6031	170.0	43.57	321.6	3.049	26.49	43.98	13.62	24.20
#1	.5411	.0198	.0327	.0064	.0013	-.0001	.0013	.0014	-.0004
#2	.5457	-.0018	.0173	-.0025	.0013	-.0001	.0007	.0012	-.0003
Check ?	Chk Pass	None	None	None	None	None	None	None	None
Value									
Range									

Zoom In Zoom Out

Sample Name: cria Acquired: 6/27/2014 10:57:23 Type: QC
Method: Accutest 2(v151) Mode: CONC Corr. Factor: 1.000000
User: admin Custom ID1: Custom ID2: Custom ID3:
Comment:

Elem	Sr4077	Ti3349	W_2079	Zr3391	S_1820	Bi2230	Li6707
Units	ppm	ppm	ppm	ppm	ppm	ppm	ppm
Avg	**.0000**	**-.0001**	**.0039**	**.0002**	**.0014**	**-.0008**	**-.0001**
Stddev	.0001	.0000	.0001	.0001	.0005	.0001	.0014
%RSD	1501.	12.49	3.542	75.39	39.88	14.05	2052.
#1	.0001	-.0001	.0038	.0002	.0018	-.0007	.0009
#2	-.0001	-.0001	.0040	.0001	.0010	-.0009	-.0011
Check ?	None	None	None	None	None	None	None
Value							
Range							

Int. Std.	Y_3600	Y_3710	Y_2243	In2306
Units	Cts/S	Cts/S	Cts/S	Cts/S
Avg	**71674.**	**12389.**	**1588.9**	**3708.5**
Stddev	336.	19.	7.5	17.2
%RSD	.46919	.14936	.47182	.46336
#1	71436.	12402.	1594.2	3720.6
#2	71911.	12376.	1583.6	3696.3

Zoom In Zoom Out

Sample Name: sampleconf Acquired: 6/27/2014 11:00:36 Type: Unk
Method: Accutest 2(v151) Mode: CONC Corr. Factor: 1.000000
User: admin Custom ID1: Custom ID2: Custom ID3:
Comment:

Elem	Ba4554	Be3130	Cd2288	Co2286	Cr2677	Cu3247	Mn2576	Ni2316	Ag3280
Avg	**.0042**	**.0010**	**.0012**	**.0027**	**.0021**	**.0019**	**.0031**	**.0045**	**.0008**
Stddev	.0000	.0000	.0001	.0002	.0001	.0003	.0000	.0001	.0004
%RSD	.3347	1.604	5.930	8.844	6.634	17.46	1.320	3.090	43.79
#1	.0042	.0010	.0011	.0029	.0020	.0021	.0032	.0046	.0006
#2	.0042	.0010	.0012	.0026	.0022	.0016	.0031	.0044	.0011

Elem	V_2924	Zn2062	As1890	Tl1908	Pb2203	Se1960	Sb2068	Al3961	Ca3179
Avg	**.0019**	**.0109**	**.0043**	**-.0000**	**.0025**	**.0035**	**.0030**	**.1068**	**1.058**
Stddev	.0001	.0001	.0007	.0005	.0003	.0005	.0015	.0044	.008
%RSD	4.466	.4973	17.27	1756.	12.06	13.15	47.92	4.114	.7496
#1	.0020	.0109	.0048	-.0004	.0028	.0032	.0020	.1099	1.052
#2	.0019	.0110	.0037	.0003	.0023	.0038	.0041	.1037	1.063

Elem	Fe2599	Mg2790	K_7664	Na5895	B_2089	Mo2020	Pd3404	Si2124	Sn1899
Avg	**-.0005**	**.1034**	**2.090**	**1.037**	**.0115**	**-.0002**	**-.0003**	**.0013**	**-.0003**
Stddev	.0001	.0268	.009	.010	.0002	.0001	.0004	.0001	.0001
%RSD	15.75	25.94	.4147	.9647	1.692	76.03	145.0	6.542	52.22
#1	-.0006	.1223	2.096	1.030	.0117	-.0001	-.0006	.0014	-.0002
#2	-.0005	.0844	2.084	1.044	.0114	-.0003	.0000	.0013	-.0004

Elem	Sr4077	Ti3349	W_2079	Zr3391	S_1820	Bi2230	Li6707
Avg	**-.0001**	**.0001**	**.0036**	**-.0000**	**.0004**	**.0012**	**.0012**
Stddev	.0000	.0006	.0001	.0002	.0019	.0013	.0002
%RSD	40.65	537.5	3.520	2259.	519.2	103.5	19.80
#1	-.0001	.0005	.0035	-.0002	-.0010	.0021	.0014
#2	-.0001	-.0003	.0037	.0002	.0017	.0003	.0010

Int. Std.	Y_3600	Y_3710	Y_2243	In2306
Avg	**70974.**	**12346.**	**1587.0**	**3696.4**
Stddev	17.	52.	4.0	7.2
%RSD	.02335	.42134	.25012	.19467
#1	70962.	12382.	1589.8	3701.5
#2	70986.	12309.	1584.2	3691.3

Zoom In Zoom Out

Sample Name: icsa Acquired: 6/27/2014 11:03:49 Type: QC
Method: Accutest 2(v151) Mode: CONC Corr. Factor: 1.000000
User: admin Custom ID1: Custom ID2: Custom ID3:
Comment:

Elem	Ba4554	Be3130	Cd2288	Co2286	Cr2677	Cu3247	Mn2576	Ni2316	Ag3280
Units	ppm	ppm	ppm	ppm	ppm	ppm	ppm	ppm	ppm
Avg	**-.0015**	**-.0000**	**.0020**	**-.0006**	**.0004**	**.0040**	**.0040**	**-.0000**	**.0032**
Stddev	.0002	.0001	.0001	.0000	.0003	.0000	.0000	.0003	.0004
%RSD	11.67	456.0	3.739	.2590	78.39	.7160	.6446	3587.	13.81
#1	-.0016	.0000	.0020	-.0006	.0002	.0040	.0041	-.0002	.0029
#2	-.0014	-.0001	.0019	-.0006	.0006	.0041	.0040	.0002	.0036
Check ?	Chk Pass	Chk Pass	Chk Pass	Chk Pass	Chk Pass	Chk Pass	Chk Pass	Chk Pass	Chk Pass
High Limit									
Low Limit									

Elem	V_2924	Zn2062	As1890	Tl1908	Pb2203	Se1960	Sb2068	Al3961	Ca3179
Units	ppm	ppm	ppm	ppm	ppm	ppm	ppm	ppm	ppm
Avg	**.0000**	**-.0020**	**.0003**	**.0016**	**-.0004**	**.0025**	**.0009**	**523.9**	**404.2**
Stddev	.0001	.0002	.0014	.0011	.0024	.0024	.0024	4.5	1.9
%RSD	240.9	11.76	455.6	67.36	674.2	93.73	277.8	.8650	.4719
#1	-.0000	-.0021	-.0007	.0008	.0013	.0008	.0025	527.1	402.8
#2	.0001	-.0018	.0013	.0023	-.0020	.0042	-.0008	520.7	405.5
Check ?	Chk Pass	Chk Pass	Chk Pass	Chk Pass	Chk Pass	Chk Pass	Chk Pass	Chk Pass	Chk Pass
High Limit									
Low Limit									

Elem	Fe2599	Mg2790	K_7664	Na5895	B_2089	Mo2020	Pd3404	Si2124	Sn1899
Units	ppm	ppm	ppm	ppm	ppm	ppm	ppm	ppm	ppm
Avg	**191.3**	**539.2**	**.1491**	**-.0189**	**-.0027**	**-.0010**	**.0267**	**-.0265**	**-.0018**
Stddev	.6	2.9	.0070	.0001	.0002	.0004	.0013	.0018	.0011
%RSD	.3217	.5430	4.685	.5868	6.410	37.63	4.682	6.789	59.92
#1	190.9	537.1	.1441	-.0188	-.0026	-.0007	.0259	-.0252	-.0011
#2	191.8	541.3	.1540	-.0189	-.0028	-.0013	.0276	-.0278	-.0026
Check ?	Chk Pass	Chk Pass	Chk Pass	Chk Pass	Chk Pass	Chk Pass	Chk Pass	Chk Pass	Chk Pass
High Limit									
Low Limit									

Zoom In Zoom Out

Sample Name: icsa Acquired: 6/27/2014 11:03:49 Type: QC
Method: Accutest 2(v151) Mode: CONC Corr. Factor: 1.000000
User: admin Custom ID1: Custom ID2: Custom ID3:
Comment:

Elem	Sr4077	Ti3349	W_2079	Zr3391	S_1820	Bi2230	Li6707
Units	ppm	ppm	ppm	ppm	ppm	ppm	ppm
Avg	**-.0059**	**.0011**	**.0059**	**.0003**	**-.0153**	**.0032**	**.0094**
Stddev	.0001	.0002	.0020	.0003	.0036	.0010	.0006
%RSD	1.411	17.78	34.10	99.52	23.37	31.60	6.240
#1	-.0058	.0009	.0073	.0006	-.0178	.0040	.0090
#2	-.0060	.0012	.0045	.0001	-.0128	.0025	.0098
Check ?	Chk Pass	Chk Pass	Chk Pass	Chk Pass	Chk Pass	Chk Pass	Chk Pass
High Limit							
Low Limit							

Int. Std.	Y_3600	Y_3710	Y_2243	In2306
Units	Cts/S	Cts/S	Cts/S	Cts/S
Avg	**61578.**	**11785.**	**1396.9**	**2881.5**
Stddev	196.	36.	7.2	13.3
%RSD	.31755	.30481	.51538	.46083
#1	61716.	11810.	1401.9	2890.9
#2	61439.	11759.	1391.8	2872.1

Zoom In Zoom Out

Sample Name: icsab Acquired: 6/27/2014 11:07:03 Type: QC
Method: Accutest 2(v151) Mode: CONC Corr. Factor: 1.000000
User: admin Custom ID1: Custom ID2: Custom ID3:
Comment:

Elem	Ba4554	Be3130	Cd2288	Co2286	Cr2677	Cu3247	Mn2576	Ni2316	Ag3280
Units	ppm	ppm	ppm	ppm	ppm	ppm	ppm	ppm	ppm
Avg	**.5033**	**.4964**	**1.012**	**.4902**	**.4842**	**.5163**	**.4970**	**.9806**	**1.039**
Stddev	.0030	.0032	.001	.0011	.0013	.0014	.0025	.0007	.003
%RSD	.5905	.6540	.1076	.2200	.2755	.2661	.4997	.0707	.2755
#1	.5012	.4941	1.011	.4894	.4851	.5172	.4988	.9811	1.041
#2	.5054	.4987	1.013	.4909	.4832	.5153	.4953	.9801	1.037
Check ?	Chk Pass	Chk Pass	Chk Pass	Chk Pass	Chk Pass	Chk Pass	Chk Pass	Chk Pass	Chk Pass
Value									
Range									

Elem	V_2924	Zn2062	As1890	Tl1908	Pb2203	Se1960	Sb2068	Al3961	Ca3179
Units	ppm	ppm	ppm	ppm	ppm	ppm	ppm	ppm	ppm
Avg	**.5010**	**.9667**	**1.074**	**.9540**	**.9673**	**1.070**	**1.044**	**517.8**	**389.4**
Stddev	.0003	.0035	.002	.0036	.0043	.009	.002	1.0	1.7
%RSD	.0635	.3570	.1808	.3722	.4448	.8410	.1507	.1951	.4312
#1	.5012	.9643	1.075	.9566	.9642	1.064	1.043	518.6	388.2
#2	.5008	.9692	1.073	.9515	.9703	1.077	1.046	517.1	390.6
Check ?	Chk Pass	Chk Pass	Chk Pass	Chk Pass	Chk Pass	Chk Pass	Chk Pass	Chk Pass	Chk Pass
Value									
Range									

Elem	Fe2599	Mg2790	K_7664	Na5895	B_2089	Mo2020	Pd3404	Si2124	Sn1899
Units	ppm	ppm	ppm	ppm	ppm	ppm	ppm	ppm	ppm
Avg	**196.0**	**529.0**	**.1848**	**-.0113**	**-.0058**	**.5044**	**.5745**	**-.0279**	**-.0019**
Stddev	1.4	4.0	.0233	.0103	.0027	.0001	.0009	.0005	.0004
%RSD	.6935	.7604	12.60	90.80	46.29	.0137	.1570	1.620	20.76
#1	195.0	526.1	.1684	-.0186	-.0039	.5044	.5751	-.0276	-.0022
#2	196.9	531.8	.2013	-.0040	-.0077	.5045	.5739	-.0282	-.0016
Check ?	Chk Pass	Chk Pass	None	None	None	Chk Pass	Chk Pass	None	None
Value									
Range									

Zoom In Zoom Out

Sample Name: icsab Acquired: 6/27/2014 11:07:03 Type: QC
Method: Accutest 2(v151) Mode: CONC Corr. Factor: 1.000000
User: admin Custom ID1: Custom ID2: Custom ID3:
Comment:

Elem	Sr4077	Ti3349	W_2079	Zr3391	S_1820	Bi2230	Li6707
Units	ppm	ppm	ppm	ppm	ppm	ppm	ppm
Avg	**-.0057**	**.0007**	**.5440**	**.5816**	**.4856**	**.5546**	**.5679**
Stddev	.0000	.0001	.0022	.0024	.0072	.0006	.0009
%RSD	.4710	13.79	.4098	.4099	1.490	.1047	.1665
#1	-.0057	.0006	.5424	.5833	.4805	.5550	.5672
#2	-.0057	.0007	.5456	.5799	.4907	.5542	.5686
Check ?	None	None	Chk Pass	Chk Pass	Chk Pass	Chk Pass	Chk Pass
Value							
Range							

Int. Std.	Y_3600	Y_3710	Y_2243	In2306
Units	Cts/S	Cts/S	Cts/S	Cts/S
Avg	**61495.**	**11778.**	**1397.6**	**2889.2**
Stddev	67.	60.	6.1	11.6
%RSD	.10904	.50633	.43800	.40180
#1	61448.	11820.	1401.9	2897.4
#2	61543.	11735.	1393.3	2881.0

Zoom In Zoom Out

Sample Name: Feconf Acquired: 6/27/2014 11:10:07 Type: Unk
Method: Accutest 2(v151) Mode: CONC Corr. Factor: 1.000000
User: admin Custom ID1: Custom ID2: Custom ID3:
Comment:

Elem	Ba4554	Be3130	Cd2288	Co2286	Cr2677	Cu3247	Mn2576	Ni2316	Ag3280
Avg	**.0001**	**.0001**	**.0008**	**-.0017**	**.0003**	**.0053**	**.0060**	**.0034**	**.0111**
Stddev	.0000	.0000	.0004	.0002	.0002	.0007	.0002	.0006	.0002
%RSD	24.01	30.22	51.27	11.83	90.97	13.77	2.500	17.42	1.728
#1	.0001	.0001	.0011	-.0015	.0001	.0058	.0061	.0030	.0112
#2	.0001	.0001	.0005	-.0018	.0004	.0047	.0059	.0038	.0110

Elem	V_2924	Zn2062	As1890	Tl1908	Pb2203	Se1960	Sb2068	Al3961	Ca3179
Avg	**.0013**	**.0092**	**.0016**	**.0002**	**.0002**	**.0027**	**-.0024**	**.0241**	**.0062**
Stddev	.0001	.0002	.0029	.0016	.0010	.0009	.0002	.0049	.0044
%RSD	3.965	1.724	181.0	975.4	455.2	33.53	7.211	20.21	71.05
#1	.0013	.0091	-.0004	.0013	-.0005	.0033	-.0023	.0206	.0093
#2	.0014	.0093	.0036	-.0009	.0009	.0020	-.0025	.0275	.0031

Elem	Fe2599	Mg2790	K_7664	Na5895	B_2089	Mo2020	Pd3404	Si2124	Sn1899
Avg	**227.9**	**.0052**	**.0929**	**.0024**	**-.0024**	**.0006**	**.0108**	**-.0213**	**-.0019**
Stddev	.1	.0225	.0055	.0003	.0007	.0001	.0007	.0001	.0011
%RSD	.0288	433.7	5.920	14.03	31.17	18.30	6.667	.3006	61.06
#1	227.8	.0211	.0968	.0026	-.0019	.0006	.0103	-.0213	-.0011
#2	227.9	-.0107	.0890	.0021	-.0029	.0005	.0113	-.0214	-.0027

Elem	Sr4077	Ti3349	W_2079	Zr3391	S_1820	Bi2230	Li6707
Avg	**-.0000**	**-.0001**	**.0033**	**.0028**	**-.0025**	**.0055**	**-.0005**
Stddev	.0001	.0004	.0009	.0002	.0013	.0014	.0009
%RSD	205.7	392.5	26.14	7.088	50.50	24.76	205.1
#1	-.0001	-.0004	.0027	.0027	-.0016	.0046	.0002
#2	.0000	.0002	.0039	.0029	-.0034	.0065	-.0011

Int. Std.	Y_3600	Y_3710	Y_2243	In2306
Avg	**69814.**	**12230.**	**1551.4**	**3632.9**
Stddev	129.	5.	7.5	19.7
%RSD	.18421	.04365	.48546	.54153
#1	69905.	12226.	1556.7	3646.8
#2	69723.	12233.	1546.0	3619.0

Zoom In Zoom Out

Sample Name: Crconf Acquired: 6/27/2014 11:13:20 Type: Unk
Method: Accutest 2(v151) Mode: CONC Corr. Factor: 1.000000
User: admin Custom ID1: Custom ID2: Custom ID3:
Comment:

Elem	Ba4554	Be3130	Cd2288	Co2286	Cr2677	Cu3247	Mn2576	Ni2316	Ag3280
Avg	**.0006**	**.0001**	**.0005**	**.0014**	**12.13**	**.0015**	**-.0011**	**-.0003**	**-.0004**
Stddev	.0003	.0000	.0001	.0002	.02	.0003	.0000	.0000	.0002
%RSD	48.43	25.38	16.72	14.70	.1625	22.40	4.547	5.784	50.94
#1	.0004	.0001	.0004	.0013	12.14	.0012	-.0011	-.0003	-.0003
#2	.0009	.0001	.0005	.0016	12.12	.0017	-.0011	-.0003	-.0006

Elem	V_2924	Zn2062	As1890	Tl1908	Pb2203	Se1960	Sb2068	Al3961	Ca3179
Avg	**.0074**	**.0058**	**.0033**	**.0004**	**-.0022**	**.0028**	**.1070**	**.0096**	**.0161**
Stddev	.0007	.0001	.0002	.0001	.0000	.0001	.0027	.0041	.0016
%RSD	8.989	1.541	5.463	24.16	1.737	4.312	2.478	42.88	9.743
#1	.0078	.0057	.0035	.0003	-.0023	.0027	.1089	.0125	.0149
#2	.0069	.0059	.0032	.0004	-.0022	.0029	.1051	.0067	.0172

Elem	Fe2599	Mg2790	K_7664	Na5895	B_2089	Mo2020	Pd3404	Si2124	Sn1899
Avg	**.0292**	**.0248**	**.0220**	**.0004**	**.0016**	**.0008**	**.0001**	**.0082**	**-.0006**
Stddev	.0020	.0011	.0206	.0016	.0005	.0003	.0007	.0016	.0004
%RSD	6.724	4.546	93.70	409.6	31.98	41.28	696.2	19.06	65.35
#1	.0305	.0240	.0366	-.0008	.0012	.0006	-.0004	.0071	-.0003
#2	.0278	.0256	.0074	.0016	.0020	.0010	.0006	.0093	-.0009

Elem	Sr4077	Ti3349	W_2079	Zr3391	S_1820	Bi2230	Li6707
Avg	**.0001**	**.0005**	**.0068**	**-.0047**	**.0025**	**-.0019**	**.0005**
Stddev	.0001	.0003	.0001	.0001	.0024	.0013	.0009
%RSD	157.6	54.35	2.066	1.294	94.19	67.44	206.5
#1	-.0000	.0007	.0067	-.0047	.0042	-.0029	.0011
#2	.0001	.0003	.0069	-.0047	.0008	-.0010	-.0002

Int. Std.	Y_3600	Y_3710	Y_2243	In2306
Avg	**71215.**	**12312.**	**1551.6**	**3689.2**
Stddev	154.	118.	11.1	25.5
%RSD	.21648	.96075	.71297	.69052
#1	71324.	12396.	1559.5	3707.2
#2	71106.	12229.	1543.8	3671.2

Zoom In Zoom Out

Sample Name: ccv Acquired: 6/27/2014 11:16:32 Type: QC
Method: Accutest 2(v151) Mode: CONC Corr. Factor: 1.000000
User: admin Custom ID1: Custom ID2: Custom ID3:
Comment:

Elem	Ba4554	Be3130	Cd2288	Co2286	Cr2677	Cu3247	Mn2576	Ni2316	Ag3280
Units	ppm	ppm	ppm	ppm	ppm	ppm	ppm	ppm	ppm
Avg	**2.017**	**2.028**	**2.007**	**2.020**	**2.034**	**1.941**	**2.032**	**2.050**	**.2472**
Stddev	.006	.000	.020	.016	.003	.005	.000	.016	.0006
%RSD	.3228	.0143	.9854	.7790	.1326	.2374	.0188	.7614	.2470
#1	2.012	2.028	1.993	2.009	2.032	1.938	2.032	2.039	.2467
#2	2.021	2.028	2.021	2.031	2.036	1.944	2.032	2.061	.2476
Check ?	Chk Pass	Chk Pass	Chk Pass	Chk Pass	Chk Pass	Chk Pass	Chk Pass	Chk Pass	Chk Pass
Value									
Range									

Elem	V_2924	Zn2062	As1890	Tl1908	Pb2203	Se1960	Sb2068	Al3961	Ca3179
Units	ppm	ppm	ppm	ppm	ppm	ppm	ppm	ppm	ppm
Avg	**1.968**	**2.077**	**2.003**	**2.089**	**2.066**	**2.003**	**2.004**	**40.06**	**40.68**
Stddev	.002	.017	.021	.020	.013	.010	.025	.16	.10
%RSD	.1109	.8100	1.044	.9682	.6483	.4823	1.229	.3923	.2471
#1	1.966	2.065	1.988	2.075	2.057	1.996	1.987	39.95	40.61
#2	1.969	2.089	2.018	2.104	2.076	2.009	2.022	40.17	40.75
Check ?	Chk Pass	Chk Pass	Chk Pass	Chk Pass	Chk Pass	Chk Pass	Chk Pass	Chk Pass	Chk Pass
Value									
Range									

Elem	Fe2599	Mg2790	K_7664	Na5895	B_2089	Mo2020	Pd3404	Si2124	Sn1899
Units	ppm	ppm	ppm	ppm	ppm	ppm	ppm	ppm	ppm
Avg	**40.78**	**40.32**	**39.90**	**40.04**	**2.031**	**2.038**	**1.977**	**4.990**	**2.070**
Stddev	.04	.10	.30	.23	.018	.019	.013	.050	.017
%RSD	.0968	.2510	.7519	.5703	.8668	.9511	.6594	1.010	.8139
#1	40.80	40.24	39.69	39.88	2.019	2.024	1.968	4.954	2.058
#2	40.75	40.39	40.12	40.20	2.043	2.052	1.987	5.026	2.081
Check ?	Chk Pass	Chk Pass	Chk Pass	Chk Pass	Chk Pass	Chk Pass	Chk Pass	Chk Pass	Chk Pass
Value									
Range									

Zoom In Zoom Out

Sample Name: ccv Acquired: 6/27/2014 11:16:32 Type: QC
Method: Accutest 2(v151) Mode: CONC Corr. Factor: 1.000000
User: admin Custom ID1: Custom ID2: Custom ID3:
Comment:

Elem	Sr4077	Ti3349	W_2079	Zr3391	S_1820	Bi2230	Li6707
Units	ppm	ppm	ppm	ppm	ppm	ppm	ppm
Avg	**2.023**	**1.990**	**2.050**	**1.954**	**1.962**	**2.019**	**1.993**
Stddev	.000	.000	.009	.001	.028	.019	.007
%RSD	.0178	.0070	.4443	.0409	1.418	.9289	.3367
#1	2.023	1.990	2.043	1.953	1.943	2.006	1.988
#2	2.023	1.991	2.056	1.954	1.982	2.032	1.998
Check ?	Chk Pass	Chk Pass	Chk Pass	Chk Pass	Chk Pass	Chk Pass	Chk Pass
Value							
Range							

Int. Std.	Y_3600	Y_3710	Y_2243	In2306
Units	Cts/S	Cts/S	Cts/S	Cts/S
Avg	**67686.**	**12181.**	**1530.4**	**3314.4**
Stddev	335.	33.	14.0	26.1
%RSD	.49468	.26840	.91792	.78650
#1	67923.	12204.	1540.4	3332.8
#2	67449.	12158.	1520.5	3295.9

Zoom In Zoom Out

Sample Name: ccb Acquired: 6/27/2014 11:19:28 Type: QC
Method: Accutest 2(v151) Mode: CONC Corr. Factor: 1.000000
User: admin Custom ID1: Custom ID2: Custom ID3:
Comment:

Elem	Ba4554	Be3130	Cd2288	Co2286	Cr2677	Cu3247	Mn2576	Ni2316	Ag3280
Units	ppm	ppm	ppm	ppm	ppm	ppm	ppm	ppm	ppm
Avg	**.0002**	**.0002**	**.0003**	**.0000**	**.0002**	**-.0007**	**.0001**	**.0007**	**.0005**
Stddev	.0002	.0001	.0002	.0005	.0002	.0000	.0000	.0000	.0000
%RSD	68.02	93.13	66.90	10290.	83.95	.6910	14.87	6.262	5.859
#1	.0003	.0001	.0002	-.0003	.0001	-.0007	.0001	.0008	.0005
#2	.0001	.0003	.0005	.0004	.0004	-.0007	.0001	.0007	.0006
Check ?	Chk Pass	Chk Pass	Chk Pass	Chk Pass	Chk Pass	Chk Pass	Chk Pass	Chk Pass	Chk Pass
High Limit									
Low Limit									

Elem	V_2924	Zn2062	As1890	Tl1908	Pb2203	Se1960	Sb2068	Al3961	Ca3179
Units	ppm	ppm	ppm	ppm	ppm	ppm	ppm	ppm	ppm
Avg	**.0002**	**.0001**	**.0004**	**.0002**	**-.0007**	**-.0001**	**-.0007**	**.0034**	**.0037**
Stddev	.0002	.0002	.0000	.0009	.0004	.0003	.0004	.0001	.0045
%RSD	125.6	183.1	7.001	457.5	58.66	242.9	62.29	2.862	120.8
#1	.0000	.0003	.0004	-.0004	-.0004	-.0003	-.0010	.0033	.0069
#2	.0003	-.0000	.0004	.0008	-.0010	.0001	-.0004	.0035	.0005
Check ?	Chk Pass	Chk Pass	Chk Pass	Chk Pass	Chk Pass	Chk Pass	Chk Pass	Chk Pass	Chk Pass
High Limit									
Low Limit									

Elem	Fe2599	Mg2790	K_7664	Na5895	B_2089	Mo2020	Pd3404	Si2124	Sn1899
Units	ppm	ppm	ppm	ppm	ppm	ppm	ppm	ppm	ppm
Avg	**.0037**	**.0239**	**.0060**	**.0151**	**.0019**	**.0008**	**.0012**	**.0010**	**.0005**
Stddev	.0026	.0093	.0085	.0040	.0003	.0000	.0008	.0009	.0005
%RSD	69.15	39.05	140.8	26.28	14.66	2.105	65.54	87.11	104.7
#1	.0056	.0304	.0000	.0123	.0017	.0008	.0006	.0004	.0001
#2	.0019	.0173	.0120	.0179	.0021	.0008	.0018	.0016	.0009
Check ?	Chk Pass	Chk Pass	Chk Pass	Chk Pass	Chk Pass	Chk Pass	Chk Pass	Chk Pass	Chk Pass
High Limit									
Low Limit									

Zoom In Zoom Out

Sample Name: ccb Acquired: 6/27/2014 11:19:28 Type: QC
Method: Accutest 2(v151) Mode: CONC Corr. Factor: 1.000000
User: admin Custom ID1: Custom ID2: Custom ID3:
Comment:

Elem	Sr4077	Ti3349	W_2079	Zr3391	S_1820	Bi2230	Li6707
Units	ppm	ppm	ppm	ppm	ppm	ppm	ppm
Avg	**.0001**	**.0001**	F **.0072**	**.0003**	**-.0001**	**-.0002**	**-.0001**
Stddev	.0000	.0005	.0014	.0000	.0018	.0012	.0001
%RSD	33.08	321.0	19.86	9.716	2891.	684.2	107.9
#1	.0001	.0005	.0062	.0003	-.0014	.0007	-.0000
#2	.0002	-.0002	.0083	.0003	.0012	-.0010	-.0002
Check ?	Chk Pass	Chk Pass	Chk Fail	Chk Pass	Chk Pass	Chk Pass	Chk Pass
High Limit			.0050				
Low Limit			-.0050				

Int. Std.	Y_3600	Y_3710	Y_2243	In2306
Units	Cts/S	Cts/S	Cts/S	Cts/S
Avg	**71541.**	**12264.**	**1588.3**	**3711.1**
Stddev	301.	38.	12.9	17.1
%RSD	.42096	.30855	.81494	.46050
#1	71754.	12238.	1597.4	3723.2
#2	71328.	12291.	1579.1	3699.0

Zoom In Zoom Out

Sample Name: mp80319-mb1conf Acquired: 6/27/2014 11:22:42 Type: Unk
Method: Accutest 2(v151) Mode: CONC Corr. Factor: 1.000000
User: admin Custom ID1: Custom ID2: Custom ID3:
Comment:

Elem	Ba4554	Be3130	Cd2288	Co2286	Cr2677	Cu3247	Mn2576	Ni2316	Ag3280
Avg	**.0015**	**.0001**	**.0004**	**.0001**	**.0012**	**.0001**	**.0011**	**.0010**	**-.0003**
Stddev	.0002	.0001	.0002	.0002	.0001	.0000	.0000	.0003	.0002
%RSD	11.84	75.04	42.57	193.0	9.798	33.67	2.230	30.37	52.15
#1	.0013	.0000	.0003	.0002	.0011	.0001	.0010	.0012	-.0004
#2	.0016	.0002	.0005	-.0000	.0013	.0001	.0011	.0008	-.0002

Elem	V_2924	Zn2062	As1890	Tl1908	Pb2203	Se1960	Sb2068	Al3961	Ca3179
Avg	**-.0000**	**.0059**	**-.0004**	**-.0014**	**-.0014**	**.0018**	**-.0009**	**.0296**	**.1139**
Stddev	.0000	.0001	.0021	.0008	.0007	.0016	.0017	.0016	.0055
%RSD	28.15	.9709	561.6	60.63	49.41	90.70	185.2	5.296	4.829
#1	-.0000	.0059	-.0019	-.0008	-.0009	.0007	.0003	.0307	.1100
#2	-.0000	.0060	.0011	-.0020	-.0019	.0030	-.0022	.0285	.1178

Elem	Fe2599	Mg2790	K_7664	Na5895	B_2089	Mo2020	Pd3404	Si2124	Sn1899
Avg	**.0852**	**.0234**	**.0799**	**.0409**	**.0026**	**.0003**	**.0003**	**.0179**	**.0302**
Stddev	.0004	.0024	.0006	.0068	.0001	.0000	.0003	.0003	.0007
%RSD	.4352	10.21	.6921	16.61	5.254	6.894	100.1	1.547	2.422
#1	.0849	.0217	.0796	.0457	.0025	.0003	.0005	.0181	.0307
#2	.0855	.0251	.0803	.0361	.0027	.0003	.0001	.0177	.0297

Elem	Sr4077	Ti3349	W_2079	Zr3391	S_1820	Bi2230	Li6707
Avg	**.0002**	**.0016**	**.0043**	**.0005**	**.0309**	**.0001**	**.0016**
Stddev	.0000	.0000	.0002	.0001	.0007	.0003	.0002
%RSD	.8111	.0009	5.511	25.81	2.242	202.0	10.44
#1	.0002	.0016	.0045	.0004	.0314	.0003	.0015
#2	.0002	.0016	.0042	.0006	.0304	-.0001	.0017

Int. Std.	Y_3600	Y_3710	Y_2243	In2306
Avg	**71284.**	**12451.**	**1574.1**	**3698.0**
Stddev	164.	22.	11.3	18.0
%RSD	.22936	.17844	.71988	.48681
#1	71168.	12467.	1582.1	3710.8
#2	71400.	12435.	1566.1	3685.3

Zoom In Zoom Out

Sample Name: jb70128-2 2 Acquired: 6/27/2014 11:25:55 Type: Unk
Method: Accutest 2(v151) Mode: CONC Corr. Factor: 1.000000
User: admin Custom ID1: Custom ID2: Custom ID3:
Comment:

Elem	Ba4554	Be3130	Cd2288	Co2286	Cr2677	Cu3247	Mn2576	Ni2316	Ag3280
Avg	**.4019**	**.0129**	**.0037**	**.1093**	**.3168**	**.2010**	**3.111**	**.3528**	**.0183**
Stddev	.0073	.0002	.0003	.0002	.0009	.0018	.007	.0000	.0040
%RSD	1.819	1.795	8.893	.2017	.2771	.8838	.2300	.0036	21.86
#1	.4070	.0130	.0034	.1095	.3175	.2022	3.106	.3528	.0211
#2	.3967	.0127	.0039	.1091	.3162	.1997	3.116	.3528	.0155

Elem	V_2924	Zn2062	As1890	Tl1908	Pb2203	Se1960	Sb2068	Al3961	Ca3179
Avg	**.3686**	**.8025**	**.1005**	**.0015**	**.2676**	**.0160**	**-.0020**	**165.3**	**23.44**
Stddev	.0002	.0026	.0025	.0042	.0022	.0025	.0019	3.1	.57
%RSD	.0595	.3196	2.443	283.3	.8072	15.89	96.53	1.888	2.453
#1	.3685	.8007	.1023	.0045	.2661	.0142	-.0006	167.5	23.84
#2	.3688	.8043	.0988	-.0015	.2691	.0178	-.0033	163.1	23.03

Elem	Fe2599	Mg2790	K_7664	Na5895	B_2089	Mo2020	Pd3404	Si2124	Sn1899
Avg	**339.9**	**73.85**	**33.61**	**10.80**	**.1682**	**.0116**	**.0223**	**4.717**	**.0314**
Stddev	7.3	1.71	.65	.20	.0011	.0002	.0013	.006	.0007
%RSD	2.145	2.321	1.936	1.876	.6391	2.095	5.695	.1377	2.171
#1	345.1	75.06	34.07	10.94	.1689	.0114	.0232	4.712	.0309
#2	334.8	72.64	33.15	10.65	.1674	.0118	.0214	4.721	.0318

Elem	Sr4077	Ti3349	W_2079	Zr3391	S_1820	Bi2230	Li6707
Avg	**.2523**	**3.906**	**.0095**	**.1098**	**140.7**	**.0822**	**.3394**
Stddev	.0046	.010	.0013	.0000	.5	.0008	.0061
%RSD	1.827	.2470	14.09	.0109	.3804	1.022	1.793
#1	.2556	3.899	.0086	.1098	140.3	.0816	.3438
#2	.2490	3.913	.0104	.1098	141.0	.0828	.3351

Int. Std.	Y_3600	Y_3710	Y_2243	In2306
Avg	**71887.**	**12879.**	**1625.2**	**3349.1**
Stddev	21.	274.	10.4	13.4
%RSD	.02869	2.1278	.64107	.39883
#1	71902.	12685.	1632.6	3358.6
#2	71872.	13073.	1617.9	3339.7

Zoom In Zoom Out

Sample Name: jb70128-6 Acquired: 6/27/2014 11:28:59 Type: Unk
Method: Accutest 2(v151) Mode: CONC Corr. Factor: 1.000000
User: admin Custom ID1: Custom ID2: Custom ID3:
Comment:

Elem	Ba4554	Be3130	Cd2288	Co2286	Cr2677	Cu3247	Mn2576	Ni2316	Ag3280
Avg	**.3848**	**.0115**	**.0040**	**.0982**	**.3106**	**.1534**	**3.643**	**.2944**	**.0146**
Stddev	.0038	.0000	.0003	.0007	.0010	.0007	.010	.0001	.0020
%RSD	.9801	.1938	7.957	.6973	.3193	.4726	.2656	.0444	13.75
#1	.3821	.0115	.0042	.0986	.3099	.1529	3.636	.2945	.0132
#2	.3875	.0115	.0037	.0977	.3113	.1539	3.650	.2943	.0160

Elem	V_2924	Zn2062	As1890	Tl1908	Pb2203	Se1960	Sb2068	Al3961	Ca3179
Avg	**.3528**	**.7753**	**.0988**	**.0000**	**.1935**	**.0123**	**-.0062**	**155.6**	**30.81**
Stddev	.0021	.0013	.0026	.0036	.0055	.0066	.0014	2.0	.36
%RSD	.6009	.1616	2.650	10930.	2.818	53.77	22.32	1.301	1.176
#1	.3513	.7761	.1006	-.0025	.1973	.0170	-.0072	154.2	30.56
#2	.3543	.7744	.0969	.0026	.1896	.0076	-.0052	157.0	31.07

Elem	Fe2599	Mg2790	K_7664	Na5895	B_2089	Mo2020	Pd3404	Si2124	Sn1899
Avg	**355.4**	**65.93**	**31.24**	**15.99**	**.1470**	**.0145**	**.0227**	**7.453**	**.0283**
Stddev	4.6	1.08	.27	.12	.0007	.0005	.0016	.009	.0010
%RSD	1.302	1.644	.8518	.7578	.4690	3.705	7.092	.1142	3.532
#1	352.1	65.16	31.05	15.91	.1475	.0149	.0216	7.447	.0276
#2	358.7	66.69	31.43	16.08	.1465	.0142	.0238	7.459	.0290

Elem	Sr4077	Ti3349	W_2079	Zr3391	S_1820	Bi2230	Li6707
Avg	**.2582**	**3.610**	**.0123**	**.1134**	**181.3**	**.0776**	**.3423**
Stddev	.0027	.014	.0013	.0005	.1	.0035	.0022
%RSD	1.057	.3991	10.87	.4020	.0726	4.479	.6440
#1	.2562	3.600	.0113	.1130	181.2	.0751	.3408
#2	.2601	3.620	.0132	.1137	181.4	.0801	.3439

Int. Std.	Y_3600	Y_3710	Y_2243	In2306
Avg	**71400.**	**13059.**	**1615.9**	**3345.8**
Stddev	42.	168.	2.2	2.8
%RSD	.05912	1.2838	.13366	.08464
#1	71430.	13177.	1617.4	3347.8
#2	71370.	12940.	1614.4	3343.8

Zoom In Zoom Out

Sample Name: jb70128-7 Acquired: 6/27/2014 11:32:03 Type: Unk
Method: Accutest 2(v151) Mode: CONC Corr. Factor: 1.000000
User: admin Custom ID1: Custom ID2: Custom ID3:
Comment:

Elem	Ba4554	Be3130	Cd2288	Co2286	Cr2677	Cu3247	Mn2576	Ni2316	Ag3280
Avg	**.2611**	**.0065**	**.0015**	**.0571**	**.1673**	**.0729**	**1.969**	**.1462**	**.0106**
Stddev	.0014	.0001	.0003	.0003	.0017	.0010	.006	.0002	.0001
%RSD	.5237	1.595	18.77	.5432	1.040	1.431	.2937	.1067	1.283
#1	.2601	.0064	.0013	.0568	.1660	.0722	1.965	.1461	.0105
#2	.2621	.0065	.0017	.0573	.1685	.0736	1.973	.1463	.0107

Elem	V_2924	Zn2062	As1890	Tl1908	Pb2203	Se1960	Sb2068	Al3961	Ca3179
Avg	**.2035**	**.4751**	**.0368**	**.0025**	**.0972**	**.0099**	**-.0036**	**134.7**	**8.865**
Stddev	.0003	.0001	.0034	.0014	.0010	.0017	.0011	.6	.052
%RSD	.1565	.0303	9.146	56.81	.9781	16.87	31.08	.4330	.5823
#1	.2033	.4750	.0344	.0015	.0965	.0111	-.0028	134.3	8.829
#2	.2037	.4752	.0392	.0035	.0978	.0087	-.0044	135.1	8.902

Elem	Fe2599	Mg2790	K_7664	Na5895	B_2089	Mo2020	Pd3404	Si2124	Sn1899
Avg	**185.2**	**35.12**	**10.87**	**9.426**	**.0474**	**.0046**	**.0092**	**13.87**	**.0294**
Stddev	.8	.13	.02	.008	.0014	.0001	.0001	.03	.0006
%RSD	.4529	.3653	.1620	.0886	2.886	2.789	1.154	.2046	2.029
#1	184.6	35.03	10.86	9.420	.0464	.0045	.0093	13.85	.0298
#2	185.8	35.21	10.88	9.432	.0484	.0047	.0092	13.89	.0290

Elem	Sr4077	Ti3349	W_2079	Zr3391	S_1820	Bi2230	Li6707
Avg	**.1063**	**1.845**	**.0159**	**.0490**	**74.44**	**.0366**	**.4652**
Stddev	.0007	.008	.0024	.0001	.21	.0007	.0010
%RSD	.6509	.4253	14.90	.1071	.2857	1.990	.2140
#1	.1058	1.840	.0143	.0491	74.29	.0371	.4645
#2	.1068	1.851	.0176	.0490	74.59	.0361	.4659

Int. Std.	Y_3600	Y_3710	Y_2243	In2306
Avg	**69571.**	**12518.**	**1585.5**	**3429.9**
Stddev	148.	72.	8.3	13.0
%RSD	.21237	.57534	.52398	.37849
#1	69676.	12569.	1591.3	3439.0
#2	69467.	12467.	1579.6	3420.7

Zoom In Zoom Out

Sample Name: jb70128-11 Acquired: 6/27/2014 11:35:08 Type: Unk
Method: Accutest 2(v151) Mode: CONC Corr. Factor: 1.000000
User: admin Custom ID1: Custom ID2: Custom ID3:
Comment:

Elem	Ba4554	Be3130	Cd2288	Co2286	Cr2677	Cu3247	Mn2576	Ni2316	Ag3280
Avg	**.5905**	**.0129**	**.0036**	**.1024**	**.3415**	**.1595**	**3.410**	**.3016**	**.0152**
Stddev	.0057	.0001	.0001	.0001	.0005	.0011	.012	.0001	.0007
%RSD	.9659	.7460	1.810	.0712	.1442	.6638	.3380	.0201	4.562
#1	.5865	.0128	.0035	.1024	.3411	.1587	3.401	.3015	.0147
#2	.5945	.0129	.0036	.1025	.3418	.1602	3.418	.3016	.0157

Elem	V_2924	Zn2062	As1890	Tl1908	Pb2203	Se1960	Sb2068	Al3961	Ca3179
Avg	**.3666**	**.8470**	**.0979**	**-.0000**	**.1615**	**.0107**	**-.0044**	**172.8**	**27.16**
Stddev	.0013	.0013	.0010	.0005	.0024	.0050	.0028	1.5	.26
%RSD	.3457	.1511	1.064	1413.	1.514	46.93	63.98	.8685	.9573
#1	.3657	.8479	.0971	-.0004	.1598	.0071	-.0063	171.7	26.98
#2	.3675	.8461	.0986	.0003	.1632	.0142	-.0024	173.8	27.35

Elem	Fe2599	Mg2790	K_7664	Na5895	B_2089	Mo2020	Pd3404	Si2124	Sn1899
Avg	**365.2**	**72.98**	**33.58**	**15.85**	**.1548**	**.0079**	**.0223**	**4.891**	**.0254**
Stddev	3.1	.76	.24	.11	.0003	.0001	.0008	.009	.0006
%RSD	.8615	1.043	.7285	.7100	.1897	1.101	3.531	.1750	2.257
#1	363.0	72.44	33.41	15.77	.1550	.0080	.0228	4.885	.0250
#2	367.4	73.52	33.75	15.93	.1546	.0078	.0217	4.897	.0258

Elem	Sr4077	Ti3349	W_2079	Zr3391	S_1820	Bi2230	Li6707
Avg	**.2532**	**3.558**	**.0083**	**.1101**	**140.0**	**.0763**	**.3844**
Stddev	.0018	.015	.0003	.0003	.3	.0002	.0024
%RSD	.7100	.4291	4.202	.2750	.1806	.3167	.6267
#1	.2519	3.547	.0085	.1099	139.8	.0764	.3826
#2	.2544	3.568	.0081	.1103	140.1	.0761	.3861

Int. Std.	Y_3600	Y_3710	Y_2243	In2306
Avg	**71872.**	**13064.**	**1626.3**	**3343.2**
Stddev	199.	83.	10.0	16.0
%RSD	.27624	.63814	.61384	.47965
#1	72013.	13123.	1633.4	3354.5
#2	71732.	13005.	1619.3	3331.8

Zoom In Zoom Out

Sample Name: jb70169-1 Acquired: 6/27/2014 11:38:12 Type: Unk
Method: Accutest 2(v151) Mode: CONC Corr. Factor: 1.000000
User: admin Custom ID1: Custom ID2: Custom ID3:
Comment:

Elem	Ba4554	Be3130	Cd2288	Co2286	Cr2677	Cu3247	Mn2576	Ni2316	Ag3280
Avg	**.5424**	**.0127**	**.0019**	**.1422**	**.2305**	**.2972**	**3.965**	**.1825**	**.0112**
Stddev	.0010	.0001	.0001	.0014	.0016	.0011	.017	.0002	.0002
%RSD	.1890	.5138	6.508	1.001	.7007	.3760	.4164	.0921	1.419
#1	.5431	.0128	.0020	.1412	.2294	.2964	3.953	.1824	.0113
#2	.5417	.0127	.0018	.1432	.2317	.2980	3.977	.1826	.0111

Elem	V_2924	Zn2062	As1890	Tl1908	Pb2203	Se1960	Sb2068	Al3961	Ca3179
Avg	**.3468**	**.3735**	**.0250**	**.0002**	**.0442**	**.0029**	**.0045**	**146.9**	**806.8**
Stddev	.0021	.0010	.0027	.0006	.0008	.0041	.0011	.0	1.9
%RSD	.6179	.2708	10.65	254.1	1.752	140.2	24.05	.0068	.2384
#1	.3453	.3727	.0268	-.0002	.0448	.0058	.0052	146.9	805.4
#2	.3483	.3742	.0231	.0007	.0437	.0000	.0037	146.9	808.1

Elem	Fe2599	Mg2790	K_7664	Na5895	B_2089	Mo2020	Pd3404	Si2124	Sn1899
Avg	**192.7**	**92.26**	**8.197**	**6.160**	**.1689**	**.0014**	**.0591**	**2.307**	**.0306**
Stddev	.1	.01	.011	.002	.0002	.0003	.0002	.019	.0012
%RSD	.0312	.0065	.1285	.0256	.1048	18.05	.2543	.8423	3.889
#1	192.7	92.25	8.190	6.161	.1688	.0012	.0590	2.293	.0298
#2	192.7	92.26	8.205	6.159	.1690	.0016	.0592	2.321	.0314

Elem	Sr4077	Ti3349	W_2079	Zr3391	S_1820	Bi2230	Li6707
Avg	**3.843**	**9.882**	**.1341**	**.1889**	**13.25**	**.2484**	**.1470**
Stddev	.004	.033	.0010	.0008	.10	.0022	.0003
%RSD	.1098	.3364	.7687	.4175	.7689	.8685	.2033
#1	3.846	9.858	.1348	.1884	13.18	.2469	.1472
#2	3.840	9.905	.1334	.1895	13.32	.2499	.1468

Int. Std.	Y_3600	Y_3710	Y_2243	In2306
Avg	**64824.**	**12176.**	**1465.3**	**2943.6**
Stddev	235.	55.	10.9	21.1
%RSD	.36191	.45266	.74257	.71805
#1	64990.	12215.	1473.0	2958.5
#2	64658.	12137.	1457.6	2928.6

Zoom In Zoom Out

Sample Name: jb70169-3 Acquired: 6/27/2014 11:41:22 Type: Unk
Method: Accutest 2(v151) Mode: CONC Corr. Factor: 1.000000
User: admin Custom ID1: Custom ID2: Custom ID3:
Comment:

Elem	Ba4554	Be3130	Cd2288	Co2286	Cr2677	Cu3247	Mn2576	Ni2316	Ag3280
Avg	**2.181**	**.0087**	**.0023**	**.1141**	**.1459**	**.1773**	**2.786**	**.1365**	**.0093**
Stddev	.003	.0001	.0001	.0000	.0016	.0005	.009	.0002	.0002
%RSD	.1185	.6093	3.047	.0259	1.068	.2983	.3085	.1131	1.751
#1	2.183	.0086	.0023	.1141	.1470	.1776	2.792	.1364	.0095
#2	2.179	.0087	.0022	.1142	.1448	.1769	2.780	.1367	.0092

Elem	V_2924	Zn2062	As1890	Tl1908	Pb2203	Se1960	Sb2068	Al3961	Ca3179
Avg	**.2276**	**.8663**	**.0239**	**-.0025**	**.0626**	**-.0038**	**.0045**	**142.5**	**923.7**
Stddev	.0012	.0008	.0008	.0006	.0007	.0029	.0002	.3	1.5
%RSD	.5165	.0968	3.282	24.69	1.107	77.11	4.024	.1773	.1656
#1	.2285	.8657	.0245	-.0029	.0630	-.0017	.0046	142.7	924.8
#2	.2268	.8669	.0234	-.0020	.0621	-.0058	.0044	142.3	922.6

Elem	Fe2599	Mg2790	K_7664	Na5895	B_2089	Mo2020	Pd3404	Si2124	Sn1899
Avg	**151.7**	**85.03**	**10.84**	**6.581**	**.1645**	**-.0002**	**.0630**	**3.371**	**.0306**
Stddev	.3	.17	.06	.006	.0014	.0005	.0004	.014	.0004
%RSD	.2097	.1998	.5417	.0845	.8254	216.3	.5791	.4045	1.303
#1	151.9	85.15	10.88	6.585	.1655	.0001	.0633	3.361	.0308
#2	151.5	84.91	10.80	6.577	.1635	-.0005	.0628	3.381	.0303

Elem	Sr4077	Ti3349	W_2079	Zr3391	S_1820	Bi2230	Li6707
Avg	**5.878**	**5.387**	**.1658**	**.1489**	**21.71**	**.1472**	**.1538**
Stddev	.013	.022	.0002	.0000	.02	.0002	.0003
%RSD	.2149	.4115	.1366	.0167	.1020	.1492	.2244
#1	5.887	5.403	.1656	.1489	21.69	.1473	.1540
#2	5.869	5.372	.1660	.1488	21.72	.1470	.1535

Int. Std.	Y_3600	Y_3710	Y_2243	In2306
Avg	**63690.**	**12106.**	**1447.9**	**2887.3**
Stddev	250.	16.	5.3	9.8
%RSD	.39223	.13106	.36856	.34074
#1	63514.	12095.	1451.7	2894.3
#2	63867.	12118.	1444.1	2880.4

Zoom In Zoom Out

Sample Name: jb70169-5 Acquired: 6/27/2014 11:44:38 Type: Unk
Method: Accutest 2(v151) Mode: CONC Corr. Factor: 1.000000
User: admin Custom ID1: Custom ID2: Custom ID3:
Comment:

Elem	Ba4554	Be3130	Cd2288	Co2286	Cr2677	Cu3247	Mn2576	Ni2316	Ag3280
Avg	**.3581**	**.0066**	**.0013**	**.0715**	**.0828**	**.1377**	**1.364**	**.0851**	**.0071**
Stddev	.0010	.0000	.0001	.0000	.0006	.0011	.000	.0006	.0005
%RSD	.2694	.2335	7.915	.0577	.6739	.8081	.0328	.7591	7.370
#1	.3574	.0066	.0013	.0715	.0832	.1370	1.364	.0847	.0067
#2	.3588	.0066	.0014	.0714	.0824	.1385	1.364	.0856	.0074

Elem	V_2924	Zn2062	As1890	Tl1908	Pb2203	Se1960	Sb2068	Al3961	Ca3179
Avg	**.2444**	**.1882**	**.0315**	**-.0021**	**.0306**	**-.0001**	**.0044**	**81.95**	**558.4**
Stddev	.0000	.0005	.0015	.0003	.0025	.0009	.0020	.27	1.6
%RSD	.0008	.2671	4.631	16.53	8.255	701.6	45.27	.3261	.2947
#1	.2444	.1878	.0326	-.0023	.0288	-.0008	.0030	81.77	557.2
#2	.2444	.1885	.0305	-.0018	.0324	.0005	.0057	82.14	559.5

Elem	Fe2599	Mg2790	K_7664	Na5895	B_2089	Mo2020	Pd3404	Si2124	Sn1899
Avg	**126.9**	**38.72**	**4.767**	**3.275**	**.0994**	**.0028**	**.0368**	**3.555**	**.0290**
Stddev	.2	.04	.014	.006	.0013	.0004	.0012	.036	.0001
%RSD	.1289	.1128	.3028	.1767	1.327	14.98	3.202	1.025	.3457
#1	126.8	38.69	4.757	3.279	.0985	.0025	.0376	3.529	.0290
#2	127.0	38.75	4.778	3.270	.1003	.0031	.0359	3.581	.0291

Elem	Sr4077	Ti3349	W_2079	Zr3391	S_1820	Bi2230	Li6707
Avg	**2.167**	**3.951**	**.0840**	**.1024**	**21.05**	**.1056**	**.0914**
Stddev	.002	.001	.0004	.0002	.15	.0023	.0003
%RSD	.0831	.0315	.4385	.1534	.7176	2.200	.3010
#1	2.166	3.950	.0837	.1025	20.94	.1039	.0916
#2	2.168	3.952	.0842	.1023	21.15	.1072	.0912

Int. Std.	Y_3600	Y_3710	Y_2243	In2306
Avg	**66282.**	**12262.**	**1492.9**	**3044.7**
Stddev	60.	69.	13.1	30.4
%RSD	.09122	.55950	.87615	.99835
#1	66240.	12310.	1502.1	3066.2
#2	66325.	12213.	1483.6	3023.3

Zoom In Zoom Out

Sample Name: mp80322-mb1 2 Acquired: 6/27/2014 11:47:50 Type: Unk
Method: Accutest 2(v151) Mode: CONC Corr. Factor: 1.000000
User: admin Custom ID1: Custom ID2: Custom ID3:
Comment:

Elem	Ba4554	Be3130	Cd2288	Co2286	Cr2677	Cu3247	Mn2576	Ni2316	Ag3280
Avg	**.0007**	**.0001**	**.0002**	**-.0003**	**.0008**	**.0005**	**.0005**	**.0012**	**-.0003**
Stddev	.0001	.0000	.0002	.0005	.0004	.0000	.0000	.0002	.0001
%RSD	13.98	35.46	87.56	156.1	54.43	7.680	8.189	16.66	44.79
#1	.0007	.0001	.0004	-.0007	.0011	.0005	.0005	.0013	-.0002
#2	.0008	.0001	.0001	.0000	.0005	.0006	.0005	.0011	-.0004

Elem	V_2924	Zn2062	As1890	Tl1908	Pb2203	Se1960	Sb2068	Al3961	Ca3179
Avg	**.0000**	**.0034**	**.0020**	**-.0008**	**-.0002**	**.0011**	**.0001**	**.0279**	**.1565**
Stddev	.0004	.0001	.0012	.0003	.0003	.0013	.0001	.0047	.0016
%RSD	3195.	4.093	59.06	39.07	132.4	118.4	159.4	16.98	1.005
#1	.0003	.0033	.0012	-.0006	-.0004	.0002	-.0000	.0313	.1576
#2	-.0003	.0035	.0028	-.0010	-.0000	.0019	.0002	.0246	.1554

Elem	Fe2599	Mg2790	K_7664	Na5895	B_2089	Mo2020	Pd3404	Si2124	Sn1899
Avg	**.0358**	**.0233**	**.0823**	**.0335**	**.0053**	**.0000**	**.0003**	**.0123**	**.0302**
Stddev	.0015	.0258	.0161	.0005	.0001	.0001	.0004	.0014	.0015
%RSD	4.189	111.0	19.50	1.420	1.807	481.5	122.5	11.18	4.931
#1	.0369	.0050	.0710	.0331	.0054	-.0001	.0006	.0114	.0313
#2	.0348	.0416	.0937	.0338	.0052	.0001	.0000	.0133	.0292

Elem	Sr4077	Ti3349	W_2079	Zr3391	S_1820	Bi2230	Li6707
Avg	**.0003**	**.0014**	**-.0000**	**.0002**	**.0110**	**-.0003**	**.0011**
Stddev	.0001	.0001	.0010	.0000	.0014	.0001	.0000
%RSD	23.12	4.203	2477.	9.473	12.37	26.07	.8228
#1	.0004	.0014	-.0007	.0002	.0100	-.0002	.0011
#2	.0003	.0014	.0006	.0003	.0119	-.0003	.0011

Int. Std.	Y_3600	Y_3710	Y_2243	In2306
Avg	**72470.**	**12505.**	**1593.7**	**3753.7**
Stddev	253.	22.	10.1	15.4
%RSD	.34870	.17194	.63127	.41134
#1	72291.	12520.	1600.8	3764.7
#2	72648.	12489.	1586.6	3742.8

Zoom In Zoom Out

Sample Name: ccv Acquired: 6/27/2014 11:51:02 Type: QC
Method: Accutest 2(v151) Mode: CONC Corr. Factor: 1.000000
User: admin Custom ID1: Custom ID2: Custom ID3:
Comment:

Elem	Ba4554	Be3130	Cd2288	Co2286	Cr2677	Cu3247	Mn2576	Ni2316	Ag3280
Units	ppm	ppm	ppm	ppm	ppm	ppm	ppm	ppm	ppm
Avg	**2.025**	**2.031**	**2.001**	**2.015**	**2.011**	**1.925**	**2.013**	**2.045**	**.2445**
Stddev	.016	.018	.025	.020	.009	.008	.008	.018	.0006
%RSD	.8084	.8914	1.267	.9705	.4322	.4349	.4033	.8798	.2312
#1	2.037	2.043	1.983	2.001	2.005	1.919	2.008	2.032	.2441
#2	2.013	2.018	2.019	2.029	2.017	1.931	2.019	2.057	.2449
Check ?	Chk Pass	Chk Pass	Chk Pass	Chk Pass	Chk Pass	Chk Pass	Chk Pass	Chk Pass	Chk Pass
Value									
Range									

Elem	V_2924	Zn2062	As1890	Tl1908	Pb2203	Se1960	Sb2068	Al3961	Ca3179
Units	ppm	ppm	ppm	ppm	ppm	ppm	ppm	ppm	ppm
Avg	**1.947**	**2.077**	**2.004**	**2.086**	**2.055**	**2.007**	**2.008**	**40.11**	**40.62**
Stddev	.008	.023	.028	.017	.021	.028	.023	.33	.40
%RSD	.4254	1.098	1.410	.8326	1.032	1.392	1.167	.8149	.9734
#1	1.941	2.061	1.984	2.074	2.040	1.987	1.991	40.34	40.90
#2	1.953	2.093	2.024	2.099	2.070	2.027	2.024	39.88	40.35
Check ?	Chk Pass	Chk Pass	Chk Pass	Chk Pass	Chk Pass	Chk Pass	Chk Pass	Chk Pass	Chk Pass
Value									
Range									

Elem	Fe2599	Mg2790	K_7664	Na5895	B_2089	Mo2020	Pd3404	Si2124	Sn1899
Units	ppm	ppm	ppm	ppm	ppm	ppm	ppm	ppm	ppm
Avg	**40.86**	**40.35**	**39.74**	**39.96**	**2.029**	**2.040**	**1.952**	**4.990**	**2.071**
Stddev	.42	.46	.27	.26	.028	.025	.009	.073	.020
%RSD	1.037	1.131	.6702	.6442	1.397	1.223	.4888	1.472	.9643
#1	41.16	40.67	39.93	40.14	2.009	2.023	1.945	4.938	2.057
#2	40.56	40.03	39.55	39.78	2.049	2.058	1.959	5.042	2.086
Check ?	Chk Pass	Chk Pass	Chk Pass	Chk Pass	Chk Pass	Chk Pass	Chk Pass	Chk Pass	Chk Pass
Value									
Range									

Zoom In Zoom Out

Sample Name: ccv Acquired: 6/27/2014 11:51:02 Type: QC
Method: Accutest 2(v151) Mode: CONC Corr. Factor: 1.000000
User: admin Custom ID1: Custom ID2: Custom ID3:
Comment:

Elem	Sr4077	Ti3349	W_2079	Zr3391	S_1820	Bi2230	Li6707
Units	ppm	ppm	ppm	ppm	ppm	ppm	ppm
Avg	**2.037**	**1.971**	**2.049**	**1.937**	**1.966**	**2.017**	**1.993**
Stddev	.019	.009	.022	.011	.024	.027	.013
%RSD	.9398	.4814	1.081	.5489	1.218	1.359	.6723
#1	2.050	1.965	2.033	1.929	1.950	1.998	2.003
#2	2.023	1.978	2.064	1.944	1.983	2.037	1.984
Check ?	Chk Pass	Chk Pass	Chk Pass	Chk Pass	Chk Pass	Chk Pass	Chk Pass
Value							
Range							

Int. Std.	Y_3600	Y_3710	Y_2243	In2306
Units	Cts/S	Cts/S	Cts/S	Cts/S
Avg	**67911.**	**12080.**	**1523.9**	**3309.2**
Stddev	147.	79.	16.4	27.4
%RSD	.21677	.65532	1.0737	.82873
#1	68015.	12024.	1535.5	3328.6
#2	67807.	12136.	1512.3	3289.8

Zoom In Zoom Out

Sample Name: ccb Acquired: 6/27/2014 11:53:58 Type: QC
Method: Accutest 2(v151) Mode: CONC Corr. Factor: 1.000000
User: admin Custom ID1: Custom ID2: Custom ID3:
Comment:

Elem	Ba4554	Be3130	Cd2288	Co2286	Cr2677	Cu3247	Mn2576	Ni2316	Ag3280
Units	ppm	ppm	ppm	ppm	ppm	ppm	ppm	ppm	ppm
Avg	**.0005**	**.0002**	**.0003**	**-.0000**	**.0001**	**-.0002**	**.0002**	**.0007**	**-.0002**
Stddev	.0001	.0000	.0001	.0001	.0001	.0004	.0000	.0000	.0002
%RSD	31.01	9.328	35.00	611.5	128.0	161.7	14.79	1.086	104.1
#1	.0004	.0002	.0004	-.0001	.0000	-.0005	.0002	.0007	-.0000
#2	.0006	.0001	.0002	.0001	.0001	.0000	.0002	.0007	-.0003
Check ?	Chk Pass	Chk Pass	Chk Pass	Chk Pass	Chk Pass	Chk Pass	Chk Pass	Chk Pass	Chk Pass
High Limit									
Low Limit									

Elem	V_2924	Zn2062	As1890	Tl1908	Pb2203	Se1960	Sb2068	Al3961	Ca3179
Units	ppm	ppm	ppm	ppm	ppm	ppm	ppm	ppm	ppm
Avg	**.0002**	**-.0000**	**.0020**	**-.0003**	**-.0005**	**-.0000**	**-.0005**	**-.0049**	**.0060**
Stddev	.0003	.0001	.0005	.0010	.0004	.0009	.0000	.0017	.0014
%RSD	175.6	1555.	24.48	388.2	81.79	3121.	2.712	34.65	23.33
#1	.0004	-.0001	.0023	-.0010	-.0007	-.0007	-.0005	-.0061	.0070
#2	-.0000	.0001	.0017	.0004	-.0002	.0006	-.0005	-.0037	.0050
Check ?	Chk Pass	Chk Pass	Chk Pass	Chk Pass	Chk Pass	Chk Pass	Chk Pass	Chk Pass	Chk Pass
High Limit									
Low Limit									

Elem	Fe2599	Mg2790	K_7664	Na5895	B_2089	Mo2020	Pd3404	Si2124	Sn1899
Units	ppm	ppm	ppm	ppm	ppm	ppm	ppm	ppm	ppm
Avg	**.0029**	**-.0067**	**.0434**	**.0144**	**.0020**	**.0007**	**.0004**	**.0029**	**-.0003**
Stddev	.0033	.0178	.0073	.0021	.0006	.0001	.0012	.0002	.0016
%RSD	112.1	266.3	16.79	14.38	31.40	17.62	281.6	8.217	570.1
#1	.0006	.0059	.0382	.0130	.0024	.0008	-.0004	.0027	.0009
#2	.0052	-.0193	.0485	.0159	.0015	.0006	.0013	.0030	-.0014
Check ?	Chk Pass	Chk Pass	Chk Pass	Chk Pass	Chk Pass	Chk Pass	Chk Pass	Chk Pass	Chk Pass
High Limit									
Low Limit									

Zoom In Zoom Out

Sample Name: ccb Acquired: 6/27/2014 11:53:58 Type: QC
Method: Accutest 2(v151) Mode: CONC Corr. Factor: 1.000000
User: admin Custom ID1: Custom ID2: Custom ID3:
Comment:

Elem	Sr4077	Ti3349	W_2079	Zr3391	S_1820	Bi2230	Li6707
Units	ppm	ppm	ppm	ppm	ppm	ppm	ppm
Avg	**.0001**	**.0003**	**F .0081**	**.0002**	**.0015**	**-.0005**	**.0002**
Stddev	.0000	.0002	.0008	.0000	.0015	.0014	.0005
%RSD	48.28	71.71	9.484	2.541	96.27	297.4	220.0
#1	.0001	.0004	.0076	.0002	.0026	.0005	.0006
#2	.0001	.0001	.0087	.0002	.0005	-.0014	-.0001
Check ?	Chk Pass	Chk Pass	Chk Fail	Chk Pass	Chk Pass	Chk Pass	Chk Pass
High Limit			.0050				
Low Limit			-.0050				

Int. Std.	Y_3600	Y_3710	Y_2243	In2306
Units	Cts/S	Cts/S	Cts/S	Cts/S
Avg	**71190.**	**12238.**	**1587.0**	**3708.3**
Stddev	188.	47.	11.0	22.6
%RSD	.26437	.38030	.69616	.60870
#1	71323.	12271.	1594.8	3724.3
#2	71057.	12205.	1579.2	3692.3

Zoom In Zoom Out

Sample Name: mp80322-b1 Acquired: 6/27/2014 11:57:12 Type: Unk
Method: Accutest 2(v151) Mode: CONC Corr. Factor: 1.000000
User: admin Custom ID1: Custom ID2: Custom ID3:
Comment:

Elem	Ba4554	Be3130	Cd2288	Co2286	Cr2677	Cu3247	Mn2576	Ni2316	Ag3280
Avg	**3.668**	**.0937**	**.1100**	**.9959**	**.4110**	**.4794**	**1.016**	**1.017**	**.0999**
Stddev	.487	.0124	.0006	.0034	.0102	.0094	.019	.004	.0021
%RSD	13.28	13.28	.5554	.3417	2.479	1.967	1.902	.4144	2.092
#1	4.012	.1025	.1095	.9935	.4038	.4727	1.003	1.014	.1014
#2	3.323	.0849	.1104	.9983	.4182	.4860	1.030	1.020	.0984

Elem	V_2924	Zn2062	As1890	Tl1908	Pb2203	Se1960	Sb2068	Al3961	Ca3179
Avg	**1.012**	**1.044**	**4.060**	**4.312**	**1.035**	**4.122**	**1.012**	**49.99**	**12.21**
Stddev	.020	.004	.019	.024	.004	.020	.007	6.59	1.59
%RSD	1.965	.4255	.4617	.5670	.4142	.4744	.6817	13.18	13.05
#1	.9978	1.041	4.047	4.294	1.032	4.108	1.008	54.65	13.34
#2	1.026	1.047	4.073	4.329	1.038	4.136	1.017	45.33	11.09

Elem	Fe2599	Mg2790	K_7664	Na5895	B_2089	Mo2020	Pd3404	Si2124	Sn1899
Avg	**50.10**	**12.22**	**12.26**	**12.04**	**.0068**	**.0023**	**.0039**	**.0319**	**.0290**
Stddev	6.61	1.61	1.55	1.57	.0001	.0001	.0003	.0016	.0001
%RSD	13.20	13.17	12.67	13.03	.7553	2.821	6.482	4.899	.4939
#1	54.78	13.35	13.35	13.15	.0067	.0024	.0041	.0308	.0291
#2	45.42	11.08	11.16	10.93	.0068	.0023	.0037	.0330	.0289

Elem	Sr4077	Ti3349	W_2079	Zr3391	S_1820	Bi2230	Li6707
Avg	**.0001**	**.0038**	**.0204**	**.0003**	**.0155**	**.0003**	**.0013**
Stddev	.0000	.0003	.0003	.0004	.0021	.0005	.0004
%RSD	15.35	6.725	1.425	131.1	13.74	144.2	27.30
#1	.0001	.0040	.0206	.0006	.0170	-.0000	.0011
#2	.0001	.0036	.0202	.0000	.0140	.0007	.0016

Int. Std.	Y_3600	Y_3710	Y_2243	In2306
Avg	**69680.**	**13466.**	**1549.0**	**3452.2**
Stddev	1160.	1452.	16.2	38.5
%RSD	1.6652	10.782	1.0468	1.1139
#1	70500.	12440.	1560.5	3479.4
#2	68859.	14493.	1537.5	3425.0

Zoom In Zoom Out

Sample Name: mp80322-s1 Acquired: 6/27/2014 12:00:12 Type: Unk
Method: Accutest 2(v151) Mode: CONC Corr. Factor: 1.000000
User: admin Custom ID1: Custom ID2: Custom ID3:
Comment:

Elem	Ba4554	Be3130	Cd2288	Co2286	Cr2677	Cu3247	Mn2576	Ni2316	Ag3280
Avg	**4.837**	**.0992**	**.1074**	**.9788**	**.5062**	**.5490**	**1.891**	**1.051**	**.1024**
Stddev	.053	.0013	.0008	.0068	.0015	.0016	.001	.008	.0023
%RSD	1.097	1.285	.7461	.6929	.2895	.2951	.0342	.7619	2.289
#1	4.799	.0983	.1079	.9836	.5073	.5502	1.891	1.057	.1007
#2	4.874	.1001	.1068	.9740	.5052	.5479	1.890	1.045	.1041

Elem	V_2924	Zn2062	As1890	Tl1908	Pb2203	Se1960	Sb2068	Al3961	Ca3179
Avg	**1.193**	**1.425**	**3.836**	**3.733**	**1.051**	**3.833**	**.5757**	**166.9**	**704.5**
Stddev	.000	.007	.025	.027	.007	.029	.0013	2.0	13.0
%RSD	.0368	.5007	.6603	.7147	.6671	.7681	.2333	1.184	1.845
#1	1.193	1.430	3.854	3.752	1.056	3.854	.5766	165.5	695.3
#2	1.193	1.420	3.818	3.715	1.046	3.812	.5747	168.3	713.7

Elem	Fe2599	Mg2790	K_7664	Na5895	B_2089	Mo2020	Pd3404	Si2124	Sn1899
Avg	**185.4**	**266.9**	**22.30**	**13.75**	**.0777**	**.0067**	**.0429**	**11.29**	**.0270**
Stddev	2.7	4.1	.19	.13	.0003	.0001	.0008	.07	.0013
%RSD	1.430	1.542	.8342	.9479	.4409	1.053	1.921	.6354	4.708
#1	183.5	264.0	22.16	13.66	.0775	.0068	.0423	11.34	.0279
#2	187.2	269.9	22.43	13.84	.0779	.0067	.0435	11.24	.0261

Elem	Sr4077	Ti3349	W_2079	Zr3391	S_1820	Bi2230	Li6707
Avg	**.7621**	**1.645**	**.0325**	**.0873**	**1.162**	**.0484**	**.1184**
Stddev	.0086	.007	.0009	.0003	.001	.0003	.0005
%RSD	1.129	.4514	2.758	.3419	.1023	.6582	.4465
#1	.7560	1.651	.0318	.0875	1.162	.0481	.1180
#2	.7682	1.640	.0331	.0871	1.161	.0486	.1187

Int. Std.	Y_3600	Y_3710	Y_2243	In2306
Avg	**64311.**	**12322.**	**1440.8**	**2863.7**
Stddev	151.	185.	.1	.7
%RSD	.23402	1.5038	.00941	.02503
#1	64205.	12453.	1440.9	2863.2
#2	64418.	12191.	1440.7	2864.2

Zoom In Zoom Out

Sample Name: mp80322-s2 Acquired: 6/27/2014 12:03:17 Type: Unk
Method: Accutest 2(v151) Mode: CONC Corr. Factor: 1.000000
User: admin Custom ID1: Custom ID2: Custom ID3:
Comment:

Elem	Ba4554	Be3130	Cd2288	Co2286	Cr2677	Cu3247	Mn2576	Ni2316	Ag3280
Avg	**4.716**	**.0981**	**.1064**	**.9700**	**.4974**	**.5394**	**2.144**	**1.040**	**.1008**
Stddev	.043	.0012	.0002	.0035	.0023	.0015	.003	.005	.0002
%RSD	.9093	1.188	.2188	.3615	.4555	.2849	.1552	.4469	.2465
#1	4.686	.0972	.1062	.9725	.4990	.5404	2.147	1.044	.1007
#2	4.746	.0989	.1065	.9675	.4958	.5383	2.142	1.037	.1010

Elem	V_2924	Zn2062	As1890	Tl1908	Pb2203	Se1960	Sb2068	Al3961	Ca3179
Avg	**1.192**	**1.415**	**3.808**	**3.694**	**1.042**	**3.797**	**.5782**	**162.8**	**732.8**
Stddev	.003	.006	.004	.002	.004	.005	.0033	1.6	6.1
%RSD	.2224	.4495	.1054	.0554	.4067	.1298	.5631	.9753	.8377
#1	1.194	1.420	3.811	3.696	1.045	3.801	.5805	161.7	728.5
#2	1.190	1.411	3.805	3.693	1.039	3.794	.5759	163.9	737.1

Elem	Fe2599	Mg2790	K_7664	Na5895	B_2089	Mo2020	Pd3404	Si2124	Sn1899
Avg	**199.1**	**252.9**	**21.56**	**13.47**	**.0768**	**.0114**	**.0463**	**10.57**	**.0239**
Stddev	2.3	2.6	.12	.08	.0006	.0000	.0010	.01	.0003
%RSD	1.166	1.034	.5534	.6044	.7536	.4212	2.100	.0668	1.074
#1	197.5	251.0	21.47	13.41	.0764	.0114	.0456	10.57	.0237
#2	200.8	254.7	21.64	13.53	.0772	.0114	.0470	10.56	.0241

Elem	Sr4077	Ti3349	W_2079	Zr3391	S_1820	Bi2230	Li6707
Avg	**.5929**	**1.489**	**.0320**	**.0884**	**1.259**	**.0481**	**.1139**
Stddev	.0058	.004	.0003	.0002	.002	.0015	.0008
%RSD	.9818	.2836	.7873	.2712	.1888	3.100	.7305
#1	.5888	1.492	.0318	.0885	1.261	.0471	.1133
#2	.5970	1.486	.0321	.0882	1.258	.0492	.1145

Int. Std.	Y_3600	Y_3710	Y_2243	In2306
Avg	**64910.**	**12352.**	**1450.1**	**2872.8**
Stddev	70.	64.	5.2	10.3
%RSD	.10716	.51563	.35632	.35678
#1	64860.	12397.	1453.8	2880.1
#2	64959.	12307.	1446.5	2865.6

Zoom In Zoom Out

Sample Name: jb70284-1 Acquired: 6/27/2014 12:06:21 Type: Unk
Method: Accutest 2(v151) Mode: CONC Corr. Factor: 1.000000
User: admin Custom ID1: Custom ID2: Custom ID3:
Comment:

Elem	Ba4554	Be3130	Cd2288	Co2286	Cr2677	Cu3247	Mn2576	Ni2316	Ag3280
Avg	**1.147**	**.0070**	**.0044**	**.0547**	**.1509**	**.1123**	**.8497**	**.1328**	**.0047**
Stddev	.006	.0002	.0003	.0006	.0010	.0003	.0021	.0005	.0000
%RSD	.5272	2.763	5.859	1.015	.6300	.2526	.2431	.3724	.7819
#1	1.143	.0072	.0042	.0544	.1502	.1121	.8482	.1331	.0047
#2	1.151	.0069	.0046	.0551	.1516	.1125	.8511	.1324	.0047

Elem	V_2924	Zn2062	As1890	Tl1908	Pb2203	Se1960	Sb2068	Al3961	Ca3179
Avg	**.2679**	**.6363**	**.0328**	**.0027**	**.1164**	**.0070**	**.0028**	**114.3**	**399.1**
Stddev	.0011	.0006	.0006	.0017	.0008	.0021	.0012	.7	2.2
%RSD	.4036	.0942	1.890	61.57	.6576	30.66	43.67	.6165	.5550
#1	.2671	.6359	.0324	.0015	.1169	.0055	.0019	113.8	397.5
#2	.2687	.6367	.0332	.0039	.1158	.0085	.0036	114.8	400.7

Elem	Fe2599	Mg2790	K_7664	Na5895	B_2089	Mo2020	Pd3404	Si2124	Sn1899
Avg	**152.2**	**218.0**	**9.456**	**.8481**	**.0715**	**.0069**	**.0249**	**9.521**	**.0233**
Stddev	.8	.7	.068	.0040	.0007	.0002	.0005	.040	.0015
%RSD	.5105	.3088	.7184	.4758	.9463	3.236	2.060	.4224	6.215
#1	151.6	217.5	9.408	.8452	.0710	.0070	.0253	9.493	.0244
#2	152.7	218.5	9.504	.8509	.0720	.0067	.0245	9.550	.0223

Elem	Sr4077	Ti3349	W_2079	Zr3391	S_1820	Bi2230	Li6707
Avg	**.3083**	**1.485**	**.0128**	**.0817**	**1.172**	**.0353**	**.1097**
Stddev	.0013	.004	.0015	.0004	.011	.0016	.0015
%RSD	.4258	.2846	11.73	.5423	.9713	4.492	1.337
#1	.3074	1.482	.0118	.0814	1.164	.0364	.1087
#2	.3092	1.488	.0139	.0820	1.180	.0342	.1107

Int. Std.	Y_3600	Y_3710	Y_2243	In2306
Avg	**66763.**	**12417.**	**1502.6**	**3009.7**
Stddev	177.	77.	12.5	15.0
%RSD	.26479	.62191	.83029	.49735
#1	66888.	12472.	1511.4	3020.3
#2	66638.	12363.	1493.8	2999.1

Zoom In Zoom Out

Sample Name: mp80322-sd1 Acquired: 6/27/2014 12:09:27 Type: Unk
Method: Accutest 2(v151) Mode: CONC Corr. Factor: 5.000000
User: admin Custom ID1: Custom ID2: Custom ID3:
Comment:

Elem	Ba4554	Be3130	Cd2288	Co2286	Cr2677	Cu3247	Mn2576	Ni2316	Ag3280
Avg	**1.191**	**.0078**	**.0053**	**.0548**	**.1657**	**.1131**	**.9143**	**.1380**	**.0061**
Stddev	.002	.0007	.0005	.0003	.0027	.0026	.0038	.0009	.0003
%RSD	.1518	9.205	9.254	.5280	1.651	2.340	.4154	.6342	5.297
#1	1.192	.0073	.0056	.0550	.1638	.1150	.9116	.1374	.0063
#2	1.190	.0083	.0049	.0546	.1677	.1113	.9169	.1387	.0059

Elem	V_2924	Zn2062	As1890	Tl1908	Pb2203	Se1960	Sb2068	Al3961	Ca3179
Avg	**.2833**	**.7172**	**.0387**	**.0072**	**.1189**	**.0015**	**-.0020**	**116.1**	**428.5**
Stddev	.0013	.0007	.0031	.0000	.0021	.0090	.0023	.2	.6
%RSD	.4690	.1030	7.952	.2285	1.750	604.9	119.0	.1947	.1347
#1	.2842	.7167	.0365	.0072	.1174	-.0049	-.0036	115.9	428.1
#2	.2823	.7177	.0409	.0072	.1203	.0078	-.0003	116.2	428.9

Elem	Fe2599	Mg2790	K_7664	Na5895	B_2089	Mo2020	Pd3404	Si2124	Sn1899
Avg	**164.3**	**225.5**	**9.574**	**.8960**	**.0798**	**.0074**	**.0261**	**9.946**	**.0181**
Stddev	.0	.2	.179	.0246	.0025	.0004	.0018	.081	.0024
%RSD	.0211	.0750	1.870	2.741	3.162	4.734	6.777	.8116	13.36
#1	164.3	225.6	9.447	.8786	.0780	.0077	.0248	9.888	.0198
#2	164.4	225.4	9.701	.9133	.0816	.0072	.0273	10.00	.0164

Elem	Sr4077	Ti3349	W_2079	Zr3391	S_1820	Bi2230	Li6707
Avg	**.3213**	**1.571**	**.0192**	**.0844**	**1.203**	**.0342**	**.1148**
Stddev	.0005	.008	.0025	.0001	.008	.0033	.0045
%RSD	.1464	.5332	13.00	.1094	.6395	9.741	3.878
#1	.3217	1.565	.0210	.0845	1.198	.0365	.1180
#2	.3210	1.577	.0175	.0844	1.209	.0318	.1117

Int. Std.	Y_3600	Y_3710	Y_2243	In2306
Avg	**68902.**	**12219.**	**1550.0**	**3374.7**
Stddev	205.	1.	12.1	21.9
%RSD	.29762	.00457	.78193	.64979
#1	69047.	12220.	1558.6	3390.2
#2	68757.	12219.	1541.5	3359.2

Zoom In Zoom Out

Sample Name: jb70284-2 Acquired: 6/27/2014 12:12:35 Type: Unk
Method: Accutest 2(v151) Mode: CONC Corr. Factor: 1.000000
User: admin Custom ID1: Custom ID2: Custom ID3:
Comment:

Elem	Ba4554	Be3130	Cd2288	Co2286	Cr2677	Cu3247	Mn2576	Ni2316	Ag3280
Avg	**.1367**	**.0020**	**.0018**	**.0301**	**.0973**	**.0725**	**2.306**	**.0760**	**.0021**
Stddev	.0001	.0001	.0004	.0002	.0016	.0004	.005	.0005	.0008
%RSD	.0381	3.882	24.25	.6455	1.636	.5628	.2169	.6209	40.97
#1	.1367	.0019	.0015	.0302	.0984	.0723	2.309	.0756	.0027
#2	.1366	.0020	.0021	.0300	.0961	.0728	2.302	.0763	.0015

Elem	V_2924	Zn2062	As1890	Tl1908	Pb2203	Se1960	Sb2068	Al3961	Ca3179
Avg	**.0991**	**.2056**	**.0416**	**.0025**	**.0335**	**-.0048**	**.0074**	**27.44**	**1360.**
Stddev	.0005	.0020	.0008	.0022	.0000	.0006	.0017	.05	6.
%RSD	.4900	.9906	1.976	86.62	.1053	12.65	22.75	.1719	.4189
#1	.0987	.2042	.0410	.0040	.0335	-.0043	.0085	27.48	1364.
#2	.0994	.2071	.0421	.0010	.0334	-.0052	.0062	27.41	1356.

Elem	Fe2599	Mg2790	K_7664	Na5895	B_2089	Mo2020	Pd3404	Si2124	Sn1899
Avg	**74.26**	**645.7**	**6.934**	**1.930**	**.1310**	**.0194**	**.0750**	**8.174**	**.0107**
Stddev	.07	.4	.007	.000	.0015	.0003	.0010	.029	.0004
%RSD	.1002	.0638	.1083	.0090	1.182	1.445	1.273	.3592	4.178
#1	74.20	645.4	6.939	1.930	.1299	.0196	.0743	8.153	.0104
#2	74.31	646.0	6.929	1.930	.1321	.0192	.0757	8.195	.0110

Elem	Sr4077	Ti3349	W_2079	Zr3391	S_1820	Bi2230	Li6707
Avg	**.8546**	**1.105**	**.0161**	**.0297**	**2.327**	**.0576**	**.0790**
Stddev	.0013	.001	.0010	.0000	.025	.0022	.0001
%RSD	.1504	.0822	6.014	.1671	1.078	3.842	.1545
#1	.8555	1.105	.0154	.0296	2.309	.0561	.0790
#2	.8537	1.106	.0167	.0297	2.345	.0592	.0789

Int. Std.	Y_3600	Y_3710	Y_2243	In2306
Avg	**59737.**	**11545.**	**1311.3**	**2674.3**
Stddev	120.	72.	16.8	24.9
%RSD	.20160	.62399	1.2797	.92938
#1	59652.	11596.	1323.1	2691.9
#2	59822.	11494.	1299.4	2656.7

Zoom In Zoom Out

Sample Name: jb70284-3 Acquired: 6/27/2014 12:15:46 Type: Unk
Method: Accutest 2(v151) Mode: CONC Corr. Factor: 1.000000
User: admin Custom ID1: Custom ID2: Custom ID3:
Comment:

Elem	Ba4554	Be3130	Cd2288	Co2286	Cr2677	Cu3247	Mn2576	Ni2316	Ag3280
Avg	**.1423**	**.0016**	**.0020**	**.0356**	**.0450**	**.0828**	**2.636**	**.0850**	**.0008**
Stddev	.0002	.0001	.0002	.0003	.0000	.0004	.001	.0006	.0005
%RSD	.1467	4.979	11.60	.9835	.0292	.5341	.0405	.6903	56.68
#1	.1421	.0016	.0022	.0358	.0450	.0825	2.637	.0846	.0005
#2	.1424	.0017	.0019	.0353	.0450	.0831	2.635	.0854	.0012

Elem	V_2924	Zn2062	As1890	Tl1908	Pb2203	Se1960	Sb2068	Al3961	Ca3179
Avg	**.0921**	**.1768**	**.0688**	**.0023**	**.0354**	**-.0094**	**.0133**	**22.78**	**1682.**
Stddev	.0007	.0004	.0005	.0011	.0015	.0002	.0016	.16	12.
%RSD	.7383	.2071	.7370	46.27	4.295	1.764	12.23	.7043	.7292
#1	.0926	.1765	.0685	.0031	.0344	-.0096	.0122	22.67	1673.
#2	.0916	.1770	.0692	.0016	.0365	-.0093	.0145	22.90	1691.

Elem	Fe2599	Mg2790	K_7664	Na5895	B_2089	Mo2020	Pd3404	Si2124	Sn1899
Avg	**64.56**	**959.7**	**7.169**	**2.270**	**.1828**	**.0140**	**.0926**	**9.963**	**.0260**
Stddev	.37	5.5	.018	.025	.0027	.0000	.0005	.061	.0000
%RSD	.5784	.5718	.2564	1.078	1.471	.3528	.4949	.6150	.0685
#1	64.30	955.9	7.156	2.253	.1809	.0140	.0923	9.920	.0260
#2	64.83	963.6	7.182	2.287	.1847	.0140	.0930	10.01	.0260

Elem	Sr4077	Ti3349	W_2079	Zr3391	S_1820	Bi2230	Li6707
Avg	**.8576**	**.6378**	**.0222**	**.0325**	**2.482**	**.0515**	**.1060**
Stddev	.0039	.0018	.0005	.0001	.009	.0004	.0013
%RSD	.4554	.2772	2.303	.3602	.3639	.7275	1.224
#1	.8549	.6365	.0218	.0325	2.476	.0512	.1051
#2	.8604	.6390	.0225	.0324	2.488	.0517	.1069

Int. Std.	Y_3600	Y_3710	Y_2243	In2306
Avg	**57034.**	**11337.**	**1244.5**	**2540.3**
Stddev	61.	86.	4.5	8.1
%RSD	.10707	.76032	.36208	.31934
#1	57077.	11397.	1247.7	2546.1
#2	56991.	11276.	1241.3	2534.6

Zoom In Zoom Out

Sample Name: mp80320-mb1 2 Acquired: 6/27/2014 12:18:57 Type: Unk
Method: Accutest 2(v151) Mode: CONC Corr. Factor: 1.000000
User: admin Custom ID1: Custom ID2: Custom ID3:
Comment:

Elem	Ba4554	Be3130	Cd2288	Co2286	Cr2677	Cu3247	Mn2576	Ni2316	Ag3280
Avg	**.0005**	**.0001**	**.0001**	**-.0002**	**.0007**	**-.0003**	**.0011**	**.0018**	**.0004**
Stddev	.0003	.0000	.0002	.0002	.0000	.0003	.0000	.0003	.0008
%RSD	66.25	57.39	131.2	109.6	.1234	91.74	2.610	14.04	230.4
#1	.0003	.0001	.0003	-.0004	.0007	-.0005	.0012	.0020	.0010
#2	.0007	.0000	.0000	-.0000	.0007	-.0001	.0011	.0016	-.0002

Elem	V_2924	Zn2062	As1890	Tl1908	Pb2203	Se1960	Sb2068	Al3961	Ca3179
Avg	**.0002**	**.0016**	**.0003**	**-.0003**	**-.0001**	**.0016**	**-.0004**	**.0425**	**.1776**
Stddev	.0002	.0001	.0003	.0015	.0000	.0002	.0007	.0104	.0193
%RSD	120.3	3.952	101.0	506.5	22.93	10.08	176.8	24.39	10.88
#1	.0003	.0016	.0006	-.0013	-.0001	.0014	.0001	.0498	.1913
#2	.0000	.0015	.0001	.0008	-.0001	.0017	-.0009	.0352	.1640

Elem	Fe2599	Mg2790	K_7664	Na5895	B_2089	Mo2020	Pd3404	Si2124	Sn1899
Avg	**.0477**	**.0734**	**.0662**	**.0325**	**.0016**	**.0007**	**.0004**	**.0218**	**.0115**
Stddev	.0009	.0479	.0221	.0009	.0001	.0001	.0011	.0012	.0000
%RSD	1.980	65.19	33.43	2.851	3.458	16.81	275.9	5.279	.3269
#1	.0483	.1073	.0819	.0331	.0016	.0006	.0012	.0210	.0115
#2	.0470	.0396	.0506	.0318	.0015	.0008	-.0004	.0227	.0115

Elem	Sr4077	Ti3349	W_2079	Zr3391	S_1820	Bi2230	Li6707
Avg	**.0003**	**.0012**	**.0021**	**.0000**	**.0054**	**-.0019**	**.0003**
Stddev	.0001	.0001	.0011	.0002	.0029	.0008	.0009
%RSD	17.96	8.230	54.32	1395.	54.08	42.76	368.9
#1	.0002	.0011	.0013	.0002	.0074	-.0025	.0009
#2	.0003	.0013	.0029	-.0001	.0033	-.0013	-.0004

Int. Std.	Y_3600	Y_3710	Y_2243	In2306
Avg	**71090.**	**12351.**	**1571.0**	**3671.0**
Stddev	156.	194.	2.9	9.7
%RSD	.21934	1.5699	.18494	.26459
#1	70980.	12488.	1573.0	3677.9
#2	71200.	12213.	1568.9	3664.2

Zoom In Zoom Out

Sample Name: mp80320-lc1 Acquired: 6/27/2014 12:22:11 Type: Unk
Method: Accutest 2(v151) Mode: CONC Corr. Factor: 1.000000
User: admin Custom ID1: Custom ID2: Custom ID3:
Comment:

Elem	Ba4554	Be3130	Cd2288	Co2286	Cr2677	Cu3247	Mn2576	Ni2316	Ag3280
Avg	**2.878**	**1.468**	**1.671**	**.7942**	**1.328**	**.7291**	**6.236**	**3.616**	**.4908**
Stddev	.012	.007	.010	.0048	.001	.0007	.039	.013	.0006
%RSD	.4071	.5134	.5750	.6033	.0390	.0980	.6172	.3662	.1245
#1	2.870	1.463	1.664	.7908	1.327	.7286	6.209	3.607	.4904
#2	2.886	1.473	1.678	.7976	1.328	.7296	6.263	3.626	.4913

Elem	V_2924	Zn2062	As1890	Tl1908	Pb2203	Se1960	Sb2068	Al3961	Ca3179
Avg	**1.325**	**3.467**	**1.707**	**3.164**	**2.916**	**1.905**	**1.233**	**93.11**	**74.57**
Stddev	.003	.009	.016	.012	.007	.016	.007	.44	.15
%RSD	.2103	.2694	.9084	.3723	.2587	.8543	.5574	.4748	.1966
#1	1.323	3.460	1.696	3.156	2.910	1.894	1.228	92.80	74.46
#2	1.327	3.473	1.718	3.172	2.921	1.917	1.238	93.43	74.67

Elem	Fe2599	Mg2790	K_7664	Na5895	B_2089	Mo2020	Pd3404	Si2124	Sn1899
Avg	**152.7**	**41.80**	**34.21**	**8.076**	**1.328**	**.8918**	**.0104**	**9.094**	**1.328**
Stddev	.7	.02	.12	.025	.013	.0045	.0000	.087	.006
%RSD	.4642	.0586	.3532	.3079	.9725	.5067	.1229	.9619	.4609
#1	152.2	41.81	34.12	8.059	1.318	.8886	.0104	9.032	1.324
#2	153.2	41.78	34.29	8.094	1.337	.8950	.0104	9.156	1.332

Elem	Sr4077	Ti3349	W_2079	Zr3391	S_1820	Bi2230	Li6707
Avg	**1.231**	**3.024**	**.0232**	**.0751**	**2.579**	**.0603**	**.0882**
Stddev	.005	.003	.0017	.0004	.021	.0005	.0009
%RSD	.4476	.0853	7.135	.4706	.8278	.7512	.9835
#1	1.227	3.023	.0220	.0749	2.564	.0606	.0876
#2	1.235	3.026	.0244	.0754	2.595	.0600	.0888

Int. Std.	Y_3600	Y_3710	Y_2243	In2306
Avg	**69794.**	**12610.**	**1573.1**	**3305.1**
Stddev	37.	16.	15.0	26.5
%RSD	.05303	.12750	.95549	.80109
#1	69820.	12621.	1583.7	3323.8
#2	69768.	12599.	1562.4	3286.4

Zoom In Zoom Out

Sample Name: ccv Acquired: 6/27/2014 12:25:14 Type: QC
Method: Accutest 2(v151) Mode: CONC Corr. Factor: 1.000000
User: admin Custom ID1: Custom ID2: Custom ID3:
Comment:

Elem	Ba4554	Be3130	Cd2288	Co2286	Cr2677	Cu3247	Mn2576	Ni2316	Ag3280
Units	ppm	ppm	ppm	ppm	ppm	ppm	ppm	ppm	ppm
Avg	**2.004**	**2.021**	**1.988**	**2.010**	**2.038**	**1.937**	**2.036**	**2.035**	**.2468**
Stddev	.003	.004	.007	.004	.001	.011	.004	.005	.0001
%RSD	.1619	.1895	.3421	.2119	.0261	.5893	.2010	.2460	.0493
#1	2.002	2.023	1.993	2.013	2.037	1.929	2.033	2.038	.2469
#2	2.007	2.018	1.983	2.007	2.038	1.945	2.039	2.031	.2468
Check ?	Chk Pass	Chk Pass	Chk Pass	Chk Pass	Chk Pass	Chk Pass	Chk Pass	Chk Pass	Chk Pass
Value									
Range									

Elem	V_2924	Zn2062	As1890	Tl1908	Pb2203	Se1960	Sb2068	Al3961	Ca3179
Units	ppm	ppm	ppm	ppm	ppm	ppm	ppm	ppm	ppm
Avg	**1.967**	**2.068**	**1.992**	**2.082**	**2.049**	**1.986**	**1.990**	**39.92**	**40.74**
Stddev	.001	.004	.004	.003	.008	.006	.004	.04	.05
%RSD	.0435	.1827	.1818	.1551	.4023	.2960	.2081	.1002	.1245
#1	1.966	2.071	1.995	2.084	2.055	1.990	1.993	39.89	40.78
#2	1.967	2.065	1.990	2.079	2.043	1.982	1.987	39.95	40.71
Check ?	Chk Pass	Chk Pass	Chk Pass	Chk Pass	Chk Pass	Chk Pass	Chk Pass	Chk Pass	Chk Pass
Value									
Range									

Elem	Fe2599	Mg2790	K_7664	Na5895	B_2089	Mo2020	Pd3404	Si2124	Sn1899
Units	ppm	ppm	ppm	ppm	ppm	ppm	ppm	ppm	ppm
Avg	**40.78**	**40.57**	**39.75**	**39.73**	**2.013**	**2.025**	**1.967**	**4.949**	**2.056**
Stddev	.03	.01	.06	.04	.006	.006	.001	.008	.009
%RSD	.0650	.0173	.1469	.1035	.2982	.3011	.0458	.1625	.4475
#1	40.80	40.56	39.70	39.70	2.018	2.030	1.966	4.955	2.062
#2	40.76	40.57	39.79	39.76	2.009	2.021	1.968	4.943	2.049
Check ?	Chk Pass	Chk Pass	Chk Pass	Chk Pass	Chk Pass	Chk Pass	Chk Pass	Chk Pass	Chk Pass
Value									
Range									

Zoom In Zoom Out

Sample Name: ccv Acquired: 6/27/2014 12:25:14 Type: QC
Method: Accutest 2(v151) Mode: CONC Corr. Factor: 1.000000
User: admin Custom ID1: Custom ID2: Custom ID3:
Comment:

Elem	Sr4077	Ti3349	W_2079	Zr3391	S_1820	Bi2230	Li6707
Units	ppm	ppm	ppm	ppm	ppm	ppm	ppm
Avg	**2.017**	**1.987**	**2.035**	**1.953**	**1.959**	**1.995**	**1.975**
Stddev	.002	.010	.006	.006	.007	.010	.001
%RSD	.0903	.5175	.3030	.2998	.3814	.4925	.0233
#1	2.018	1.979	2.040	1.949	1.964	2.002	1.975
#2	2.016	1.994	2.031	1.957	1.953	1.988	1.976
Check ?	Chk Pass	Chk Pass	Chk Pass	Chk Pass	Chk Pass	Chk Pass	Chk Pass
Value							
Range							

Int. Std.	Y_3600	Y_3710	Y_2243	In2306
Units	Cts/S	Cts/S	Cts/S	Cts/S
Avg	**67727.**	**11976.**	**1541.6**	**3336.6**
Stddev	37.	34.	2.8	6.2
%RSD	.05443	.28385	.18452	.18541
#1	67701.	11952.	1543.6	3341.0
#2	67753.	12000.	1539.6	3332.2

Zoom In Zoom Out

Sample Name: ccb Acquired: 6/27/2014 12:31:43 Type: QC
Method: Accutest 2(v151) Mode: CONC Corr. Factor: 1.000000
User: admin Custom ID1: Custom ID2: Custom ID3:
Comment:

Elem	Ba4554	Be3130	Cd2288	Co2286	Cr2677	Cu3247	Mn2576	Ni2316	Ag3280
Units	ppm	ppm	ppm	ppm	ppm	ppm	ppm	ppm	ppm
Avg	**.0005**	**.0002**	**.0003**	**-.0001**	**.0002**	**-.0005**	**.0001**	**.0006**	**.0005**
Stddev	.0001	.0000	.0001	.0001	.0001	.0003	.0000	.0005	.0002
%RSD	32.20	24.49	18.14	210.7	85.40	71.63	5.235	89.08	44.41
#1	.0004	.0002	.0002	-.0002	.0001	-.0002	.0001	.0002	.0006
#2	.0006	.0002	.0003	.0000	.0002	-.0007	.0001	.0009	.0003
Check ?	Chk Pass	Chk Pass	Chk Pass	Chk Pass	Chk Pass	Chk Pass	Chk Pass	Chk Pass	Chk Pass
High Limit									
Low Limit									

Elem	V_2924	Zn2062	As1890	Tl1908	Pb2203	Se1960	Sb2068	Al3961	Ca3179
Units	ppm	ppm	ppm	ppm	ppm	ppm	ppm	ppm	ppm
Avg	**.0004**	**.0000**	**-.0003**	**-.0010**	**-.0017**	**-.0025**	**-.0001**	**.0022**	**.0020**
Stddev	.0005	.0001	.0001	.0014	.0003	.0030	.0009	.0119	.0051
%RSD	123.7	473.0	37.55	148.5	15.27	123.8	649.2	552.3	253.3
#1	.0000	-.0001	-.0002	-.0020	-.0019	-.0046	-.0008	-.0063	-.0016
#2	.0007	.0001	-.0004	.0000	-.0015	-.0003	.0005	.0106	.0056
Check ?	Chk Pass	Chk Pass	Chk Pass	Chk Pass	Chk Pass	Chk Pass	Chk Pass	Chk Pass	Chk Pass
High Limit									
Low Limit									

Elem	Fe2599	Mg2790	K_7664	Na5895	B_2089	Mo2020	Pd3404	Si2124	Sn1899
Units	ppm	ppm	ppm	ppm	ppm	ppm	ppm	ppm	ppm
Avg	**.0025**	**-.0114**	**.0576**	**.0185**	**.0023**	**.0002**	**.0013**	**.0026**	**.0002**
Stddev	.0014	.0201	.0110	.0013	.0007	.0003	.0007	.0003	.0001
%RSD	53.51	175.3	19.04	7.226	28.25	103.5	56.80	12.64	36.97
#1	.0035	-.0256	.0654	.0175	.0028	.0004	.0008	.0024	.0001
#2	.0016	.0027	.0499	.0194	.0018	.0001	.0018	.0029	.0002
Check ?	Chk Pass	Chk Pass	Chk Pass	Chk Pass	Chk Pass	Chk Pass	Chk Pass	Chk Pass	Chk Pass
High Limit									
Low Limit									

Zoom In Zoom Out

Sample Name: ccb Acquired: 6/27/2014 12:31:43 Type: QC
Method: Accutest 2(v151) Mode: CONC Corr. Factor: 1.000000
User: admin Custom ID1: Custom ID2: Custom ID3:
Comment:

Elem	Sr4077	Ti3349	W_2079	Zr3391	S_1820	Bi2230	Li6707
Units	ppm	ppm	ppm	ppm	ppm	ppm	ppm
Avg	**.0001**	**.0004**	**.0045**	**.0003**	**-.0008**	**.0003**	**-.0001**
Stddev	.0000	.0001	.0004	.0003	.0011	.0009	.0007
%RSD	35.76	23.04	8.076	104.7	147.7	274.9	504.9
#1	.0001	.0005	.0042	.0001	.0000	-.0003	-.0007
#2	.0001	.0004	.0047	.0004	-.0016	.0010	.0004

Check ?	Chk Pass	Chk Pass	Chk Pass	Chk Pass	Chk Pass	Chk Pass	Chk Pass
High Limit							
Low Limit							

Int. Std.	Y_3600	Y_3710	Y_2243	In2306
Units	Cts/S	Cts/S	Cts/S	Cts/S
Avg	**71241.**	**12154.**	**1589.0**	**3715.1**
Stddev	259.	6.	10.4	18.5
%RSD	.36293	.04966	.65744	.49784
#1	71423.	12159.	1596.4	3728.2
#2	71058.	12150.	1581.6	3702.0

Zoom In Zoom Out

Sample Name: mp80322-b1 Acquired: 6/27/2014 12:34:56 Type: Unk
Method: Accutest 2(v151) Mode: CONC Corr. Factor: 1.000000
User: admin Custom ID1: Custom ID2: Custom ID3:
Comment:

Elem	Ba4554	Be3130	Cd2288	Co2286	Cr2677	Cu3247	Mn2576	Ni2316	Ag3280
Avg	**4.204**	**.1079**	**.1110**	**1.006**	**.4161**	**.4889**	**1.035**	**1.030**	**.1050**
Stddev	.112	.0027	.0003	.002	.0002	.0006	.001	.000	.0017
%RSD	2.656	2.490	.2545	.1858	.0489	.1143	.0838	.0264	1.646
#1	4.283	.1098	.1108	1.005	.4159	.4885	1.035	1.030	.1062
#2	4.125	.1060	.1112	1.008	.4162	.4893	1.036	1.030	.1038

Elem	V_2924	Zn2062	As1890	Tl1908	Pb2203	Se1960	Sb2068	Al3961	Ca3179
Avg	**1.029**	**1.057**	**4.093**	**4.360**	**1.050**	**4.149**	**1.022**	**57.45**	**14.06**
Stddev	.000	.001	.001	.003	.001	.005	.001	1.51	.38
%RSD	.0271	.0903	.0251	.0728	.0583	.1325	.1051	2.626	2.685
#1	1.029	1.057	4.093	4.358	1.049	4.145	1.021	58.52	14.32
#2	1.029	1.056	4.094	4.362	1.050	4.153	1.023	56.38	13.79

Elem	Fe2599	Mg2790	K_7664	Na5895	B_2089	Mo2020	Pd3404	Si2124	Sn1899
Avg	**57.77**	**14.05**	**13.92**	**13.68**	**.0072**	**.0026**	**.0055**	**.0349**	**.0300**
Stddev	1.51	.35	.38	.34	.0012	.0002	.0008	.0002	.0007
%RSD	2.607	2.457	2.725	2.488	16.11	9.060	14.47	.5340	2.496
#1	58.84	14.29	14.19	13.92	.0064	.0027	.0049	.0347	.0305
#2	56.71	13.81	13.65	13.43	.0080	.0024	.0061	.0350	.0295

Elem	Sr4077	Ti3349	W_2079	Zr3391	S_1820	Bi2230	Li6707
Avg	**.0001**	**.0033**	**.0209**	**.0007**	**.0130**	**-.0005**	**.0004**
Stddev	.0000	.0002	.0007	.0001	.0018	.0002	.0005
%RSD	35.38	4.626	3.509	17.57	13.50	43.21	129.1
#1	.0001	.0034	.0204	.0007	.0142	-.0003	.0000
#2	.0001	.0032	.0214	.0006	.0118	-.0006	.0007

Int. Std.	Y_3600	Y_3710	Y_2243	In2306
Avg	**69873.**	**11970.**	**1562.8**	**3478.3**
Stddev	64.	273.	5.6	15.9
%RSD	.09106	2.2818	.35853	.45760
#1	69918.	11777.	1566.7	3489.6
#2	69828.	12163.	1558.8	3467.0

Zoom In Zoom Out

Sample Name: mp80320-b1 Acquired: 6/27/2014 12:37:56 Type: Unk
Method: Accutest 2(v151) Mode: CONC Corr. Factor: 1.000000
User: admin Custom ID1: Custom ID2: Custom ID3:
Comment:

Elem	Ba4554	Be3130	Cd2288	Co2286	Cr2677	Cu3247	Mn2576	Ni2316	Ag3280
Avg	**4.152**	**.1066**	**.1121**	**1.028**	**.4302**	**.4970**	**1.065**	**1.055**	**.1055**
Stddev	.078	.0025	.0000	.004	.0024	.0018	.005	.005	.0008
%RSD	1.885	2.343	.0433	.3523	.5492	.3697	.4986	.4939	.7190
#1	4.096	.1049	.1121	1.031	.4285	.4957	1.061	1.059	.1049
#2	4.207	.1084	.1121	1.026	.4319	.4983	1.068	1.052	.1060

Elem	V_2924	Zn2062	As1890	Tl1908	Pb2203	Se1960	Sb2068	Al3961	Ca3179
Avg	**1.065**	**1.074**	**4.145**	**4.416**	**1.063**	**4.205**	**1.035**	**56.17**	**13.60**
Stddev	.004	.005	.001	.001	.002	.007	.003	1.26	.31
%RSD	.3384	.4439	.0246	.0284	.1791	.1570	.2552	2.249	2.282
#1	1.062	1.077	4.144	4.416	1.064	4.200	1.033	55.28	13.38
#2	1.067	1.070	4.145	4.415	1.062	4.210	1.037	57.06	13.82

Elem	Fe2599	Mg2790	K_7664	Na5895	B_2089	Mo2020	Pd3404	Si2124	Sn1899
Avg	**56.37**	**13.67**	**13.73**	**13.45**	**.0017**	**.0044**	**.0052**	**.0238**	**.0091**
Stddev	1.33	.31	.26	.24	.0007	.0001	.0002	.0004	.0006
%RSD	2.359	2.238	1.891	1.795	39.23	1.495	3.465	1.792	7.096
#1	55.43	13.46	13.55	13.28	.0022	.0044	.0051	.0241	.0087
#2	57.31	13.89	13.92	13.62	.0012	.0045	.0054	.0235	.0096

Elem	Sr4077	Ti3349	W_2079	Zr3391	S_1820	Bi2230	Li6707
Avg	**-.0002**	**.0031**	**.0196**	**.0003**	**.0090**	**-.0006**	**.0014**
Stddev	.0001	.0003	.0012	.0001	.0004	.0002	.0002
%RSD	33.45	8.650	5.885	50.98	4.096	34.80	14.35
#1	-.0001	.0033	.0204	.0002	.0087	-.0005	.0016
#2	-.0002	.0030	.0188	.0003	.0093	-.0008	.0013

Int. Std.	Y_3600	Y_3710	Y_2243	In2306
Avg	**68559.**	**12199.**	**1554.2**	**3443.5**
Stddev	105.	246.	7.7	9.0
%RSD	.15383	2.0186	.49636	.26133
#1	68485.	12373.	1559.7	3449.9
#2	68634.	12025.	1548.8	3437.1

Zoom In Zoom Out

Sample Name: mp80320-s1 Acquired: 6/27/2014 12:40:57 Type: Unk
Method: Accutest 2(v151) Mode: CONC Corr. Factor: 1.000000
User: admin Custom ID1: Custom ID2: Custom ID3:
Comment:

Elem	Ba4554	Be3130	Cd2288	Co2286	Cr2677	Cu3247	Mn2576	Ni2316	Ag3280
Avg	**4.756**	**.1056**	**.1090**	**1.063**	**.5742**	**.5761**	**5.105**	**1.149**	**.1073**
Stddev	.103	.0022	.0002	.001	.0026	.0059	.041	.002	.0030
%RSD	2.166	2.046	.1510	.0469	.4595	1.033	.8013	.1959	2.757
#1	4.683	.1041	.1091	1.063	.5724	.5719	5.076	1.150	.1052
#2	4.829	.1072	.1089	1.062	.5761	.5803	5.134	1.147	.1094

Elem	V_2924	Zn2062	As1890	Tl1908	Pb2203	Se1960	Sb2068	Al3961	Ca3179
Avg	**1.156**	**1.363**	**3.967**	**4.092**	**1.207**	**3.982**	**.6583**	**113.5**	**154.5**
Stddev	.011	.001	.004	.009	.003	.008	.0002	2.5	3.3
%RSD	.9346	.0711	.1054	.2298	.2153	.2104	.0354	2.210	2.161
#1	1.148	1.362	3.964	4.099	1.209	3.976	.6584	111.8	152.2
#2	1.163	1.364	3.970	4.086	1.205	3.988	.6581	115.3	156.9

Elem	Fe2599	Mg2790	K_7664	Na5895	B_2089	Mo2020	Pd3404	Si2124	Sn1899
Avg	**213.0**	**55.78**	**25.08**	**19.70**	**.0811**	**.0148**	**.0170**	**12.62**	**.0233**
Stddev	4.6	1.16	.49	.38	.0006	.0007	.0015	.02	.0006
%RSD	2.178	2.086	1.960	1.949	.7072	4.795	9.004	.1350	2.532
#1	209.7	54.96	24.73	19.43	.0815	.0143	.0159	12.63	.0229
#2	216.3	56.60	25.43	19.97	.0807	.0153	.0181	12.61	.0237

Elem	Sr4077	Ti3349	W_2079	Zr3391	S_1820	Bi2230	Li6707
Avg	**.2779**	**2.527**	**.1102**	**.0821**	**2.195**	**.0539**	**.0760**
Stddev	.0057	.019	.0028	.0013	.003	.0011	.0015
%RSD	2.038	.7435	2.529	1.633	.1412	2.098	1.941
#1	.2739	2.513	.1083	.0812	2.198	.0547	.0749
#2	.2819	2.540	.1122	.0830	2.193	.0531	.0770

Int. Std.	Y_3600	Y_3710	Y_2243	In2306
Avg	**68506.**	**12620.**	**1545.8**	**3216.0**
Stddev	373.	190.	2.9	6.0
%RSD	.54472	1.5054	.19066	.18727
#1	68770.	12754.	1547.9	3220.3
#2	68242.	12485.	1543.7	3211.8

Zoom In Zoom Out

Sample Name: mp80320-s2 Acquired: 6/27/2014 12:43:55 Type: Unk
Method: Accutest 2(v151) Mode: CONC Corr. Factor: 1.000000
User: admin Custom ID1: Custom ID2: Custom ID3:
Comment:

Elem	Ba4554	Be3130	Cd2288	Co2286	Cr2677	Cu3247	Mn2576	Ni2316	Ag3280
Avg	**4.802**	**.1078**	**.1091**	**1.057**	**.5713**	**.6119**	**5.512**	**1.163**	**.1092**
Stddev	.007	.0006	.0004	.003	.0019	.0021	.009	.007	.0000
%RSD	.1386	.5215	.3738	.2505	.3266	.3371	.1696	.5841	.0050
#1	4.797	.1074	.1094	1.059	.5700	.6105	5.505	1.168	.1092
#2	4.806	.1082	.1088	1.056	.5726	.6134	5.519	1.159	.1092

Elem	V_2924	Zn2062	As1890	Tl1908	Pb2203	Se1960	Sb2068	Al3961	Ca3179
Avg	**1.167**	**1.367**	**3.974**	**4.069**	**1.214**	**3.977**	**.6437**	**120.5**	**141.2**
Stddev	.002	.006	.002	.016	.003	.001	.0021	.3	.1
%RSD	.1341	.4687	.0404	.4016	.2221	.0193	.3293	.2406	.0565
#1	1.166	1.372	3.973	4.080	1.216	3.978	.6452	120.3	141.2
#2	1.168	1.363	3.975	4.057	1.212	3.977	.6422	120.7	141.3

Elem	Fe2599	Mg2790	K_7664	Na5895	B_2089	Mo2020	Pd3404	Si2124	Sn1899
Avg	**227.4**	**55.34**	**25.05**	**20.64**	**.0925**	**.0136**	**.0182**	**10.56**	**.0257**
Stddev	.1	.21	.01	.06	.0010	.0000	.0000	.03	.0006
%RSD	.0650	.3785	.0366	.2716	1.074	.0544	.1447	.2804	2.183
#1	227.3	55.49	25.05	20.60	.0932	.0136	.0182	10.58	.0261
#2	227.5	55.19	25.06	20.68	.0918	.0136	.0182	10.54	.0253

Elem	Sr4077	Ti3349	W_2079	Zr3391	S_1820	Bi2230	Li6707
Avg	**.2835**	**2.816**	**.1083**	**.0919**	**1.991**	**.0597**	**.0772**
Stddev	.0001	.003	.0023	.0007	.001	.0014	.0004
%RSD	.0194	.1082	2.125	.8106	.0399	2.262	.4838
#1	.2835	2.814	.1067	.0914	1.991	.0587	.0774
#2	.2836	2.818	.1099	.0924	1.992	.0606	.0769

Int. Std.	Y_3600	Y_3710	Y_2243	In2306
Avg	**68625.**	**12472.**	**1538.8**	**3234.9**
Stddev	65.	11.	5.4	6.3
%RSD	.09536	.09027	.34989	.19559
#1	68671.	12464.	1542.6	3239.4
#2	68579.	12480.	1535.0	3230.4

Zoom In Zoom Out

Sample Name: jb70226-1a Acquired: 6/27/2014 12:46:53 Type: Unk
Method: Accutest 2(v151) Mode: CONC Corr. Factor: 1.000000
User: admin Custom ID1: Custom ID2: Custom ID3:
Comment:

Elem	Ba4554	Be3130	Cd2288	Co2286	Cr2677	Cu3247	Mn2576	Ni2316	Ag3280
Avg	**.9077**	**.0085**	**.0021**	**.0820**	**.2131**	**.1240**	**4.338**	**.1568**	**.0106**
Stddev	.0035	.0000	.0002	.0002	.0009	.0004	.000	.0003	.0000
%RSD	.3864	.4959	7.685	.2916	.4007	.2951	.0042	.2168	.3568
#1	.9052	.0085	.0023	.0821	.2137	.1243	4.338	.1570	.0105
#2	.9102	.0085	.0020	.0818	.2125	.1237	4.338	.1566	.0106

Elem	V_2924	Zn2062	As1890	Tl1908	Pb2203	Se1960	Sb2068	Al3961	Ca3179
Avg	**.2078**	**.4546**	**.0301**	**-.0020**	**.2567**	**.0070**	**-.0006**	**64.39**	**135.5**
Stddev	.0003	.0003	.0008	.0001	.0016	.0017	.0001	.24	.1
%RSD	.1397	.0593	2.734	2.558	.6115	24.54	20.04	.3681	.0570
#1	.2081	.4548	.0295	-.0020	.2578	.0082	-.0007	64.23	135.4
#2	.2076	.4544	.0307	-.0020	.2556	.0058	-.0005	64.56	135.6

Elem	Fe2599	Mg2790	K_7664	Na5895	B_2089	Mo2020	Pd3404	Si2124	Sn1899
Avg	**202.8**	**44.68**	**13.75**	**7.474**	**.0785**	**.0091**	**.0143**	**13.30**	**.0268**
Stddev	.3	.05	.07	.034	.0012	.0001	.0005	.01	.0007
%RSD	.1256	.1024	.5262	.4487	1.497	1.124	3.580	.0692	2.488
#1	202.7	44.71	13.70	7.451	.0793	.0090	.0139	13.29	.0264
#2	203.0	44.65	13.80	7.498	.0776	.0092	.0147	13.31	.0273

Elem	Sr4077	Ti3349	W_2079	Zr3391	S_1820	Bi2230	Li6707
Avg	**.2770**	**2.872**	**.0806**	**.0875**	**2.475**	**.0606**	**.0880**
Stddev	.0004	.004	.0020	.0005	.001	.0003	.0001
%RSD	.1384	.1362	2.503	.6057	.0275	.5574	.1228
#1	.2767	2.870	.0792	.0878	2.476	.0609	.0879
#2	.2773	2.875	.0820	.0871	2.475	.0604	.0881

Int. Std.	Y_3600	Y_3710	Y_2243	In2306
Avg	**70086.**	**12595.**	**1565.2**	**3296.3**
Stddev	124.	29.	9.1	15.4
%RSD	.17725	.23283	.57921	.46857
#1	69998.	12574.	1571.6	3307.3
#2	70174.	12615.	1558.8	3285.4

Zoom In Zoom Out

Sample Name: mp80320-sd1 Acquired: 6/27/2014 12:49:57 Type: Unk
Method: Accutest 2(v151) Mode: CONC Corr. Factor: 5.000000
User: admin Custom ID1: Custom ID2: Custom ID3:
Comment:

Elem	Ba4554	Be3130	Cd2288	Co2286	Cr2677	Cu3247	Mn2576	Ni2316	Ag3280
Avg	**.9601**	**.0090**	**.0021**	**.0837**	**.2305**	**.1279**	**4.667**	**.1594**	**.0162**
Stddev	.0192	.0003	.0007	.0008	.0018	.0032	.018	.0005	.0029
%RSD	2.002	3.303	32.26	.9168	.7608	2.472	.3922	.3249	17.56
#1	.9736	.0092	.0016	.0831	.2293	.1257	4.654	.1590	.0183
#2	.9465	.0088	.0026	.0842	.2318	.1302	4.679	.1597	.0142

Elem	V_2924	Zn2062	As1890	Tl1908	Pb2203	Se1960	Sb2068	Al3961	Ca3179
Avg	**.2190**	**.4889**	**.0345**	**-.0016**	**.2545**	**.0056**	**-.0083**	**67.54**	**145.8**
Stddev	.0006	.0023	.0003	.0041	.0006	.0004	.0080	1.31	2.2
%RSD	.2804	.4674	.7367	254.8	.2537	7.006	96.23	1.936	1.480
#1	.2195	.4873	.0346	.0013	.2549	.0059	-.0139	68.47	147.3
#2	.2186	.4906	.0343	-.0045	.2540	.0053	-.0027	66.62	144.2

Elem	Fe2599	Mg2790	K_7664	Na5895	B_2089	Mo2020	Pd3404	Si2124	Sn1899
Avg	**221.0**	**47.79**	**14.64**	**7.836**	**.0907**	**.0081**	**.0227**	**14.26**	**.0220**
Stddev	3.8	1.19	.28	.178	.0047	.0014	.0000	.09	.0045
%RSD	1.727	2.495	1.878	2.270	5.186	17.40	.1649	.6170	20.69
#1	223.7	48.63	14.84	7.962	.0873	.0071	.0227	14.20	.0187
#2	218.3	46.94	14.45	7.710	.0940	.0091	.0228	14.32	.0252

Elem	Sr4077	Ti3349	W_2079	Zr3391	S_1820	Bi2230	Li6707
Avg	**.2926**	**2.999**	**.0874**	**.0938**	**2.548**	**.0562**	**.0891**
Stddev	.0050	.023	.0039	.0041	.038	.0034	.0007
%RSD	1.700	.7774	4.457	4.356	1.497	6.076	.8349
#1	.2961	2.982	.0901	.0909	2.521	.0586	.0896
#2	.2890	3.015	.0846	.0967	2.575	.0538	.0886

Int. Std.	Y_3600	Y_3710	Y_2243	In2306
Avg	**70207.**	**12034.**	**1578.0**	**3534.0**
Stddev	394.	137.	19.2	41.7
%RSD	.56123	1.1420	1.2167	1.1805
#1	70486.	11936.	1591.5	3563.5
#2	69929.	12131.	1564.4	3504.5

Zoom In Zoom Out

Sample Name: jb70050-1 Acquired: 6/27/2014 12:53:06 Type: Unk
Method: Accutest 2(v151) Mode: CONC Corr. Factor: 1.000000
User: admin Custom ID1: Custom ID2: Custom ID3:
Comment:

Elem	Ba4554	Be3130	Cd2288	Co2286	Cr2677	Cu3247	Mn2576	Ni2316	Ag3280
Avg	**.0489**	**.0016**	**.0007**	**.0007**	**.0506**	**.0212**	**.1078**	**.0127**	**.0042**
Stddev	.0002	.0000	.0004	.0000	.0003	.0001	.0009	.0002	.0006
%RSD	.3457	2.648	52.61	2.151	.5566	.5646	.7899	1.359	13.50
#1	.0488	.0015	.0009	.0007	.0508	.0211	.1084	.0129	.0038
#2	.0490	.0016	.0004	.0007	.0504	.0212	.1072	.0126	.0046

Elem	V_2924	Zn2062	As1890	Tl1908	Pb2203	Se1960	Sb2068	Al3961	Ca3179
Avg	**.1135**	**.0585**	**.0278**	**.0003**	**.0701**	**.0042**	**-.0009**	**15.90**	**1.199**
Stddev	.0003	.0001	.0011	.0001	.0007	.0012	.0011	.15	.013
%RSD	.2663	.1472	4.086	39.90	.9893	29.40	124.1	.9316	1.040
#1	.1137	.0585	.0286	.0002	.0696	.0033	-.0001	15.79	1.190
#2	.1133	.0584	.0270	.0004	.0706	.0051	-.0016	16.00	1.208

Elem	Fe2599	Mg2790	K_7664	Na5895	B_2089	Mo2020	Pd3404	Si2124	Sn1899
Avg	**72.18**	**.7128**	**1.975**	**1.271**	**.0109**	**.0036**	**.0030**	**6.872**	**.0174**
Stddev	.54	.0113	.034	.004	.0002	.0002	.0001	.003	.0009
%RSD	.7481	1.581	1.732	.2796	2.232	5.410	3.725	.0392	5.296
#1	71.80	.7207	1.951	1.273	.0107	.0038	.0029	6.874	.0181
#2	72.56	.7048	1.999	1.268	.0110	.0035	.0031	6.870	.0168

Elem	Sr4077	Ti3349	W_2079	Zr3391	S_1820	Bi2230	Li6707
Avg	**.0137**	**.8358**	**.0080**	**.0155**	**.4097**	**.0165**	**.0097**
Stddev	.0001	.0022	.0005	.0000	.0015	.0008	.0006
%RSD	.5234	.2626	6.525	.0278	.3780	4.556	5.752
#1	.0137	.8374	.0083	.0155	.4086	.0170	.0093
#2	.0136	.8343	.0076	.0155	.4108	.0159	.0101

Int. Std.	Y_3600	Y_3710	Y_2243	In2306
Avg	**70602.**	**12222.**	**1572.0**	**3594.8**
Stddev	173.	88.	5.7	7.0
%RSD	.24447	.72019	.36203	.19596
#1	70480.	12284.	1576.1	3599.8
#2	70724.	12160.	1568.0	3589.8

Zoom In Zoom Out

Sample Name: jb70050-2 Acquired: 6/27/2014 12:56:14 Type: Unk
Method: Accutest 2(v151) Mode: CONC Corr. Factor: 1.000000
User: admin Custom ID1: Custom ID2: Custom ID3:
Comment:

Elem	Ba4554	Be3130	Cd2288	Co2286	Cr2677	Cu3247	Mn2576	Ni2316	Ag3280
Avg	**.0534**	**.0021**	**.0006**	**.0034**	**.0571**	**.1460**	**.1248**	**.0271**	**.0038**
Stddev	.0002	.0000	.0002	.0002	.0001	.0000	.0001	.0002	.0010
%RSD	.4250	2.385	29.63	5.535	.1500	.0221	.0799	.5894	25.75
#1	.0532	.0021	.0008	.0032	.0572	.1460	.1248	.0272	.0031
#2	.0535	.0021	.0005	.0035	.0570	.1461	.1247	.0270	.0045

Elem	V_2924	Zn2062	As1890	Tl1908	Pb2203	Se1960	Sb2068	Al3961	Ca3179
Avg	**.1306**	**.1646**	**.0349**	**.0008**	**.0725**	**.0049**	**.0011**	**21.26**	**1.048**
Stddev	.0005	.0008	.0026	.0007	.0001	.0010	.0002	.17	.002
%RSD	.4019	.4676	7.390	90.54	.1350	19.73	22.35	.7774	.1757
#1	.1310	.1651	.0367	.0013	.0724	.0056	.0012	21.15	1.047
#2	.1303	.1640	.0331	.0003	.0725	.0042	.0009	21.38	1.049

Elem	Fe2599	Mg2790	K_7664	Na5895	B_2089	Mo2020	Pd3404	Si2124	Sn1899
Avg	**62.23**	**1.106**	**1.998**	**1.272**	**.0114**	**.0048**	**.0026**	**8.579**	**.0273**
Stddev	.38	.001	.015	.009	.0003	.0001	.0004	.048	.0005
%RSD	.6128	.1143	.7415	.6750	2.444	1.310	15.34	.5638	2.014
#1	61.96	1.107	1.987	1.266	.0112	.0048	.0023	8.544	.0269
#2	62.50	1.105	2.008	1.278	.0116	.0047	.0029	8.613	.0277

Elem	Sr4077	Ti3349	W_2079	Zr3391	S_1820	Bi2230	Li6707
Avg	**.0170**	**1.051**	**.0093**	**.0221**	**.5094**	**.0200**	**.0102**
Stddev	.0000	.009	.0003	.0004	.0005	.0007	.0003
%RSD	.1310	.8747	3.714	1.672	.1074	3.553	2.998
#1	.0170	1.045	.0090	.0224	.5090	.0205	.0104
#2	.0170	1.058	.0095	.0219	.5097	.0195	.0100

Int. Std.	Y_3600	Y_3710	Y_2243	In2306
Avg	**71045.**	**12287.**	**1580.1**	**3599.5**
Stddev	305.	133.	10.5	14.2
%RSD	.42884	1.0833	.66137	.39401
#1	70829.	12381.	1587.5	3609.5
#2	71260.	12193.	1572.7	3589.4

Zoom In Zoom Out

Sample Name: jb70207-1 Acquired: 6/27/2014 12:59:22 Type: Unk
Method: Accutest 2(v151) Mode: CONC Corr. Factor: 1.000000
User: admin Custom ID1: Custom ID2: Custom ID3:
Comment:

Elem	Ba4554	Be3130	Cd2288	Co2286	Cr2677	Cu3247	Mn2576	Ni2316	Ag3280
Avg	**1.945**	**.0123**	**.0112**	**.0869**	**.3912**	**.4671**	**2.117**	**.3445**	**.0129**
Stddev	.019	.0000	.0000	.0000	.0010	.0028	.007	.0003	.0009
%RSD	.9974	.1082	.1893	.0286	.2441	.5931	.3350	.0916	6.834
#1	1.931	.0123	.0112	.0868	.3905	.4652	2.112	.3448	.0123
#2	1.959	.0123	.0112	.0869	.3919	.4691	2.122	.3443	.0135

Elem	V_2924	Zn2062	As1890	Tl1908	Pb2203	Se1960	Sb2068	Al3961	Ca3179
Avg	**.3328**	**1.756**	**.0288**	**.0051**	**.6829**	**.0115**	**.0025**	**127.7**	**31.26**
Stddev	.0012	.002	.0006	.0014	.0019	.0033	.0024	1.4	.24
%RSD	.3659	.1185	2.152	26.45	.2766	28.28	98.00	1.121	.7631
#1	.3320	1.757	.0292	.0042	.6842	.0092	.0042	126.7	31.09
#2	.3337	1.754	.0284	.0061	.6815	.0139	.0008	128.8	31.43

Elem	Fe2599	Mg2790	K_7664	Na5895	B_2089	Mo2020	Pd3404	Si2124	Sn1899
Avg	**177.4**	**52.96**	**22.19**	**3.587**	**.0269**	**.0062**	**.0072**	**8.081**	**.0447**
Stddev	1.3	.38	.22	.043	.0003	.0001	.0003	.011	.0002
%RSD	.7368	.7087	.9723	1.195	1.086	1.679	4.733	.1307	.4367
#1	176.4	52.69	22.03	3.557	.0267	.0062	.0074	8.089	.0445
#2	178.3	53.22	22.34	3.618	.0271	.0063	.0070	8.074	.0448

Elem	Sr4077	Ti3349	W_2079	Zr3391	S_1820	Bi2230	Li6707
Avg	**.1433**	**9.378**	**.0085**	**.0176**	**2.264**	**.2062**	**.1209**
Stddev	.0014	.040	.0007	.0001	.001	.0019	.0018
%RSD	1.002	.4269	8.319	.3929	.0610	.9371	1.491
#1	.1423	9.349	.0090	.0176	2.263	.2049	.1196
#2	.1443	9.406	.0080	.0175	2.265	.2076	.1222

Int. Std.	Y_3600	Y_3710	Y_2243	In2306
Avg	**71439.**	**12697.**	**1590.4**	**3347.0**
Stddev	268.	44.	4.4	11.8
%RSD	.37466	.34467	.27744	.35352
#1	71629.	12728.	1593.6	3355.4
#2	71250.	12666.	1587.3	3338.6

Zoom In Zoom Out

Sample Name: ccv Acquired: 6/27/2014 13:02:26 Type: QC
Method: Accutest 2(v151) Mode: CONC Corr. Factor: 1.000000
User: admin Custom ID1: Custom ID2: Custom ID3:
Comment:

Elem	Ba4554	Be3130	Cd2288	Co2286	Cr2677	Cu3247	Mn2576	Ni2316	Ag3280
Units	ppm	ppm	ppm	ppm	ppm	ppm	ppm	ppm	ppm
Avg	**2.025**	**2.036**	**2.005**	**2.020**	**2.010**	**1.934**	**2.023**	**2.052**	**.2450**
Stddev	.010	.010	.006	.005	.005	.002	.004	.009	.0001
%RSD	.4741	.4887	.2924	.2587	.2741	.1132	.2093	.4233	.0376
#1	2.032	2.043	2.001	2.016	2.006	1.932	2.020	2.046	.2450
#2	2.018	2.029	2.009	2.024	2.014	1.935	2.026	2.058	.2449
Check ?	Chk Pass	Chk Pass	Chk Pass	Chk Pass	Chk Pass	Chk Pass	Chk Pass	Chk Pass	Chk Pass
Value									
Range									

Elem	V_2924	Zn2062	As1890	Tl1908	Pb2203	Se1960	Sb2068	Al3961	Ca3179
Units	ppm	ppm	ppm	ppm	ppm	ppm	ppm	ppm	ppm
Avg	**1.957**	**2.080**	**2.001**	**2.096**	**2.061**	**2.007**	**1.999**	**40.12**	**40.78**
Stddev	.007	.009	.004	.007	.009	.013	.004	.14	.24
%RSD	.3472	.4178	.2248	.3554	.4609	.6445	.1820	.3529	.5851
#1	1.952	2.074	1.998	2.091	2.054	1.998	1.997	40.22	40.95
#2	1.962	2.087	2.004	2.101	2.068	2.016	2.002	40.01	40.61
Check ?	Chk Pass	Chk Pass	Chk Pass	Chk Pass	Chk Pass	Chk Pass	Chk Pass	Chk Pass	Chk Pass
Value									
Range									

Elem	Fe2599	Mg2790	K_7664	Na5895	B_2089	Mo2020	Pd3404	Si2124	Sn1899
Units	ppm	ppm	ppm	ppm	ppm	ppm	ppm	ppm	ppm
Avg	**40.91**	**40.62**	**40.01**	**39.94**	**2.027**	**2.043**	**1.944**	**4.991**	**2.074**
Stddev	.15	.23	.26	.22	.007	.005	.003	.021	.004
%RSD	.3595	.5593	.6411	.5460	.3373	.2695	.1615	.4235	.2130
#1	41.01	40.78	40.19	40.10	2.022	2.039	1.941	4.976	2.071
#2	40.81	40.46	39.83	39.79	2.032	2.047	1.946	5.006	2.077
Check ?	Chk Pass	Chk Pass	Chk Pass	Chk Pass	Chk Pass	Chk Pass	Chk Pass	Chk Pass	Chk Pass
Value									
Range									

Zoom In Zoom Out

Sample Name: ccv Acquired: 6/27/2014 13:02:26 Type: QC
Method: Accutest 2(v151) Mode: CONC Corr. Factor: 1.000000
User: admin Custom ID1: Custom ID2: Custom ID3:
Comment:

Elem	Sr4077	Ti3349	W_2079	Zr3391	S_1820	Bi2230	Li6707
Units	ppm	ppm	ppm	ppm	ppm	ppm	ppm
Avg	**2.041**	**1.990**	**2.054**	**1.950**	**1.971**	**2.020**	**1.990**
Stddev	.010	.004	.002	.005	.014	.007	.011
%RSD	.5045	.2154	.1168	.2623	.7107	.3400	.5288
#1	2.048	1.987	2.052	1.946	1.961	2.016	1.998
#2	2.034	1.993	2.055	1.953	1.981	2.025	1.983
Check ?	Chk Pass	Chk Pass	Chk Pass	Chk Pass	Chk Pass	Chk Pass	Chk Pass
Value							
Range							

Int. Std.	Y_3600	Y_3710	Y_2243	In2306
Units	Cts/S	Cts/S	Cts/S	Cts/S
Avg	**68175.**	**12007.**	**1527.0**	**3312.6**
Stddev	274.	74.	6.2	15.5
%RSD	.40238	.61919	.40890	.46901
#1	68369.	11955.	1531.4	3323.6
#2	67981.	12060.	1522.6	3301.6

Zoom In Zoom Out

Sample Name: ccb Acquired: 6/27/2014 13:05:22 Type: QC
Method: Accutest 2(v151) Mode: CONC Corr. Factor: 1.000000
User: admin Custom ID1: Custom ID2: Custom ID3:
Comment:

Elem	Ba4554	Be3130	Cd2288	Co2286	Cr2677	Cu3247	Mn2576	Ni2316	Ag3280
Units	ppm	ppm	ppm	ppm	ppm	ppm	ppm	ppm	ppm
Avg	**.0002**	**.0002**	**.0003**	**.0001**	**.0004**	**.0001**	**.0002**	**.0005**	**-.0002**
Stddev	.0000	.0001	.0001	.0004	.0003	.0005	.0000	.0002	.0001
%RSD	1.664	87.88	49.97	256.3	67.26	363.3	25.42	49.17	49.98
#1	.0002	.0003	.0004	-.0001	.0006	.0005	.0002	.0006	-.0003
#2	.0002	.0001	.0002	.0004	.0002	-.0002	.0001	.0003	-.0001
Check ?	Chk Pass	Chk Pass	Chk Pass	Chk Pass	Chk Pass	Chk Pass	Chk Pass	Chk Pass	Chk Pass
High Limit									
Low Limit									

Elem	V_2924	Zn2062	As1890	Tl1908	Pb2203	Se1960	Sb2068	Al3961	Ca3179
Units	ppm	ppm	ppm	ppm	ppm	ppm	ppm	ppm	ppm
Avg	**.0003**	**.0004**	**.0010**	**.0003**	**-.0008**	**.0002**	**-.0005**	**.0030**	**.0042**
Stddev	.0001	.0001	.0010	.0003	.0004	.0012	.0007	.0006	.0005
%RSD	56.12	33.80	103.0	105.3	53.31	654.1	158.4	20.44	11.16
#1	.0002	.0003	.0017	.0005	-.0011	-.0007	.0001	.0034	.0039
#2	.0004	.0005	.0003	.0001	-.0005	.0010	-.0010	.0025	.0045
Check ?	Chk Pass	Chk Pass	Chk Pass	Chk Pass	Chk Pass	Chk Pass	Chk Pass	Chk Pass	Chk Pass
High Limit									
Low Limit									

Elem	Fe2599	Mg2790	K_7664	Na5895	B_2089	Mo2020	Pd3404	Si2124	Sn1899
Units	ppm	ppm	ppm	ppm	ppm	ppm	ppm	ppm	ppm
Avg	**.0019**	**.0080**	**.0742**	**.0190**	**.0018**	**.0007**	**.0010**	**.0020**	**.0010**
Stddev	.0009	.0114	.0057	.0062	.0005	.0000	.0010	.0006	.0006
%RSD	46.19	141.7	7.658	32.38	25.66	6.220	99.85	29.48	54.10
#1	.0026	.0160	.0701	.0147	.0022	.0006	.0016	.0016	.0014
#2	.0013	-.0000	.0782	.0234	.0015	.0007	.0003	.0024	.0006
Check ?	Chk Pass	Chk Pass	Chk Pass	Chk Pass	Chk Pass	Chk Pass	Chk Pass	Chk Pass	Chk Pass
High Limit									
Low Limit									

Zoom In Zoom Out

Sample Name: ccb Acquired: 6/27/2014 13:05:22 Type: QC
Method: Accutest 2(v151) Mode: CONC Corr. Factor: 1.000000
User: admin Custom ID1: Custom ID2: Custom ID3:
Comment:

Elem	Sr4077	Ti3349	W_2079	Zr3391	S_1820	Bi2230	Li6707
Units	ppm	ppm	ppm	ppm	ppm	ppm	ppm
Avg	**.0001**	**.0006**	F **.0059**	**.0002**	**.0022**	**.0008**	**.0007**
Stddev	.0000	.0001	.0015	.0002	.0007	.0006	.0005
%RSD	47.42	20.48	25.47	98.85	30.31	77.62	82.40
#1	.0001	.0007	.0048	.0004	.0027	.0012	.0010
#2	.0001	.0005	.0069	.0001	.0017	.0003	.0003
Check ?	Chk Pass	Chk Pass	Chk Fail	Chk Pass	Chk Pass	Chk Pass	Chk Pass
High Limit			.0050				
Low Limit			-.0050				

Int. Std.	Y_3600	Y_3710	Y_2243	In2306
Units	Cts/S	Cts/S	Cts/S	Cts/S
Avg	**71305.**	**12206.**	**1582.1**	**3702.6**
Stddev	177.	6.	15.7	24.7
%RSD	.24827	.04845	.98972	.66680
#1	71430.	12210.	1593.2	3720.0
#2	71180.	12202.	1571.0	3685.1

Zoom In Zoom Out

Sample Name: jb70216-1a Acquired: 6/27/2014 13:08:36 Type: Unk
Method: Accutest 2(v151) Mode: CONC Corr. Factor: 1.000000
User: admin Custom ID1: Custom ID2: Custom ID3:
Comment:

Elem	Ba4554	Be3130	Cd2288	Co2286	Cr2677	Cu3247	Mn2576	Ni2316	Ag3280
Avg	**.5827**	**.0113**	**.0045**	**.0852**	**.1552**	**.5620**	**3.282**	**.1808**	**.0131**
Stddev	.0041	.0002	.0003	.0004	.0008	.0002	.005	.0002	.0001
%RSD	.6998	1.825	6.415	.4877	.4868	.0381	.1599	.1119	.6421
#1	.5856	.0115	.0043	.0849	.1558	.5621	3.286	.1807	.0132
#2	.5798	.0112	.0047	.0855	.1547	.5618	3.278	.1810	.0131

Elem	V_2924	Zn2062	As1890	Tl1908	Pb2203	Se1960	Sb2068	Al3961	Ca3179
Avg	**.3453**	**.9533**	**.0493**	**.0012**	**.6377**	**.0149**	**-.0002**	**168.3**	**89.68**
Stddev	.0008	.0003	.0002	.0021	.0020	.0010	.0018	1.1	.57
%RSD	.2436	.0364	.3459	178.3	.3192	6.992	995.1	.6353	.6350
#1	.3459	.9530	.0494	.0026	.6363	.0142	-.0015	169.1	90.09
#2	.3447	.9535	.0491	-.0003	.6392	.0156	.0011	167.6	89.28

Elem	Fe2599	Mg2790	K_7664	Na5895	B_2089	Mo2020	Pd3404	Si2124	Sn1899
Avg	**197.9**	**72.84**	**5.997**	**33.87**	**.1596**	**.0048**	**.0145**	**12.72**	**.0208**
Stddev	1.1	.33	.037	.27	.0003	.0001	.0013	.06	.0036
%RSD	.5729	.4466	.6212	.8013	.2166	1.354	8.765	.4675	17.05
#1	198.7	73.07	6.023	34.07	.1598	.0049	.0154	12.68	.0183
#2	197.1	72.61	5.971	33.68	.1594	.0048	.0136	12.76	.0234

Elem	Sr4077	Ti3349	W_2079	Zr3391	S_1820	Bi2230	Li6707
Avg	**.1868**	**7.517**	**.0165**	**.0716**	**.8343**	**.1617**	**.1172**
Stddev	.0013	.009	.0026	.0009	.0007	.0006	.0007
%RSD	.7018	.1232	15.53	1.258	.0881	.3573	.5767
#1	.1877	7.524	.0147	.0723	.8338	.1621	.1177
#2	.1858	7.511	.0183	.0710	.8348	.1613	.1167

Int. Std.	Y_3600	Y_3710	Y_2243	In2306
Avg	**69243.**	**12379.**	**1553.8**	**3216.9**
Stddev	160.	76.	8.3	17.9
%RSD	.23066	.61558	.53107	.55744
#1	69130.	12325.	1559.7	3229.6
#2	69356.	12433.	1548.0	3204.2

Zoom In Zoom Out

Sample Name: jb70231-1 Acquired: 6/27/2014 13:11:40 Type: Unk
Method: Accutest 2(v151) Mode: CONC Corr. Factor: 1.000000
User: admin Custom ID1: Custom ID2: Custom ID3:
Comment:

Elem	Ba4554	Be3130	Cd2288	Co2286	Cr2677	Cu3247	Mn2576	Ni2316	Ag3280
Avg	**.9438**	**.0100**	**.0065**	**.0762**	**.3540**	**.5718**	**2.718**	**.2937**	**.0110**
Stddev	.0002	.0000	.0004	.0001	.0024	.0023	.010	.0012	.0001
%RSD	.0199	.0840	5.545	.1140	.6794	.3957	.3548	.4244	1.292
#1	.9436	.0100	.0068	.0763	.3523	.5702	2.712	.2946	.0111
#2	.9439	.0100	.0063	.0761	.3557	.5734	2.725	.2928	.0109

Elem	V_2924	Zn2062	As1890	Tl1908	Pb2203	Se1960	Sb2068	Al3961	Ca3179
Avg	**.5938**	**3.115**	**.3321**	**.0042**	**2.370**	**.0108**	**.0286**	**79.48**	**70.53**
Stddev	.0014	.002	.0024	.0003	.005	.0003	.0032	.02	.06
%RSD	.2434	.0654	.7373	8.268	.2246	2.356	11.04	.0195	.0821
#1	.5928	3.116	.3303	.0044	2.366	.0110	.0308	79.47	70.57
#2	.5948	3.113	.3338	.0039	2.374	.0106	.0264	79.49	70.49

Elem	Fe2599	Mg2790	K_7664	Na5895	B_2089	Mo2020	Pd3404	Si2124	Sn1899
Avg	**186.4**	**40.55**	**13.85**	**2.954**	**.0578**	**.0134**	**.0109**	**7.212**	**.1536**
Stddev	.1	.03	.00	.000	.0010	.0001	.0011	.004	.0001
%RSD	.0773	.0635	.0313	.0005	1.663	.8087	9.900	.0615	.0687
#1	186.3	40.57	13.85	2.954	.0585	.0133	.0116	7.208	.1537
#2	186.5	40.53	13.85	2.954	.0572	.0135	.0101	7.215	.1535

Elem	Sr4077	Ti3349	W_2079	Zr3391	S_1820	Bi2230	Li6707
Avg	**.2809**	**4.284**	**.0099**	**.0630**	**9.673**	**.0981**	**.1197**
Stddev	.0001	.019	.0011	.0000	.003	.0009	.0007
%RSD	.0206	.4373	11.03	.0002	.0353	.9179	.6178
#1	.2810	4.271	.0107	.0630	9.670	.0975	.1202
#2	.2809	4.298	.0091	.0630	9.675	.0988	.1192

Int. Std.	Y_3600	Y_3710	Y_2243	In2306
Avg	**71419.**	**12788.**	**1586.0**	**3349.8**
Stddev	8.	24.	4.8	9.2
%RSD	.01145	.18416	.30187	.27443
#1	71413.	12771.	1589.3	3356.3
#2	71425.	12805.	1582.6	3343.3

Zoom In Zoom Out

Sample Name: jb70262-1 Acquired: 6/27/2014 13:14:44 Type: Unk
Method: Accutest 2(v151) Mode: CONC Corr. Factor: 1.000000
User: admin Custom ID1: Custom ID2: Custom ID3:
Comment:

Elem	Ba4554	Be3130	Cd2288	Co2286	Cr2677	Cu3247	Mn2576	Ni2316	Ag3280
Avg	**.5046**	**.0100**	**.0048**	**.0525**	**.3960**	**.4060**	**6.061**	**.1367**	**.0057**
Stddev	.0060	.0000	.0003	.0003	.0027	.0013	.010	.0003	.0007
%RSD	1.186	.0692	6.779	.5797	.6888	.3160	.1664	.2066	12.14
#1	.5003	.0100	.0045	.0527	.3940	.4050	6.054	.1365	.0052
#2	.5088	.0100	.0050	.0523	.3979	.4069	6.068	.1369	.0061

Elem	V_2924	Zn2062	As1890	Tl1908	Pb2203	Se1960	Sb2068	Al3961	Ca3179
Avg	**.4207**	**2.029**	**.0385**	**-.0035**	**.9444**	**.0007**	**.0103**	**67.25**	**1071.**
Stddev	.0011	.001	.0010	.0027	.0001	.0037	.0002	.81	16.
%RSD	.2673	.0548	2.652	76.56	.0145	516.0	1.688	1.197	1.530
#1	.4199	2.028	.0378	-.0054	.9443	-.0019	.0104	66.68	1059.
#2	.4215	2.030	.0393	-.0016	.9445	.0034	.0102	67.82	1082.

Elem	Fe2599	Mg2790	K_7664	Na5895	B_2089	Mo2020	Pd3404	Si2124	Sn1899
Avg	**192.8**	**643.1**	**24.84**	**.8368**	**.0579**	**.0181**	**.0610**	**8.079**	**.0712**
Stddev	2.0	6.3	.34	.0017	.0018	.0004	.0000	.032	.0006
%RSD	1.045	.9869	1.357	.2029	3.144	2.437	.0106	.3975	.8022
#1	191.4	638.6	24.60	.8380	.0566	.0178	.0610	8.056	.0716
#2	194.2	647.6	25.08	.8356	.0592	.0184	.0610	8.101	.0708

Elem	Sr4077	Ti3349	W_2079	Zr3391	S_1820	Bi2230	Li6707
Avg	**.5998**	**4.920**	**.0290**	**.0440**	**1.779**	**.1335**	**.2555**
Stddev	.0064	.006	.0008	.0000	.011	.0007	.0030
%RSD	1.063	.1329	2.920	.0882	.5897	.5239	1.161
#1	.5953	4.915	.0296	.0441	1.771	.1330	.2534
#2	.6043	4.925	.0284	.0440	1.786	.1340	.2576

Int. Std.	Y_3600	Y_3710	Y_2243	In2306
Avg	**62958.**	**11967.**	**1383.5**	**2708.7**
Stddev	200.	125.	10.1	16.7
%RSD	.31765	1.0442	.72948	.61583
#1	63099.	12055.	1390.6	2720.5
#2	62817.	11879.	1376.3	2696.9

Zoom In Zoom Out

Sample Name: jb70262-2 Acquired: 6/27/2014 13:17:54 Type: Unk
Method: Accutest 2(v151) Mode: CONC Corr. Factor: 1.000000
User: admin Custom ID1: Custom ID2: Custom ID3:
Comment:

Elem	Ba4554	Be3130	Cd2288	Co2286	Cr2677	Cu3247	Mn2576	Ni2316	Ag3280
Avg	**.7321**	**.0121**	**.0052**	**.1105**	**.2405**	**.3779**	**2.672**	**.1828**	**.0126**
Stddev	.0016	.0000	.0002	.0005	.0009	.0032	.014	.0004	.0007
%RSD	.2155	.3872	4.455	.4105	.3536	.8593	.5360	.2307	5.677
#1	.7332	.0120	.0054	.1109	.2399	.3756	2.661	.1831	.0131
#2	.7310	.0121	.0050	.1102	.2411	.3802	2.682	.1825	.0121

Elem	V_2924	Zn2062	As1890	Tl1908	Pb2203	Se1960	Sb2068	Al3961	Ca3179
Avg	**.4200**	**1.105**	**.0485**	**-.0005**	**.6183**	**.0099**	**.0004**	**112.8**	**40.15**
Stddev	.0018	.003	.0003	.0015	.0046	.0004	.0000	.1	.00
%RSD	.4201	.2580	.5277	290.3	.7515	4.303	8.924	.0719	.0109
#1	.4187	1.107	.0483	.0006	.6216	.0096	.0005	112.8	40.15
#2	.4212	1.103	.0487	-.0016	.6150	.0102	.0004	112.7	40.15

Elem	Fe2599	Mg2790	K_7664	Na5895	B_2089	Mo2020	Pd3404	Si2124	Sn1899
Avg	**216.6**	**32.28**	**13.26**	**.7160**	**.0282**	**.0051**	**.0113**	**8.311**	**.0415**
Stddev	.1	.21	.03	.0045	.0012	.0001	.0000	.022	.0021
%RSD	.0563	.6378	.1897	.6235	4.355	1.180	.4260	.2669	5.178
#1	216.7	32.13	13.28	.7192	.0290	.0052	.0112	8.327	.0430
#2	216.5	32.42	13.24	.7129	.0273	.0051	.0113	8.296	.0400

Elem	Sr4077	Ti3349	W_2079	Zr3391	S_1820	Bi2230	Li6707
Avg	**.1970**	**5.100**	**.0102**	**.0750**	**4.452**	**.1110**	**.1511**
Stddev	.0003	.028	.0004	.0007	.016	.0026	.0002
%RSD	.1445	.5396	3.559	.8886	.3513	2.302	.1205
#1	.1972	5.080	.0100	.0745	4.463	.1092	.1512
#2	.1968	5.119	.0105	.0755	4.441	.1128	.1509

Int. Std.	Y_3600	Y_3710	Y_2243	In2306
Avg	**72181.**	**12879.**	**1611.1**	**3367.0**
Stddev	360.	42.	3.1	5.8
%RSD	.49913	.32526	.19348	.17362
#1	72436.	12909.	1613.3	3371.1
#2	71926.	12850.	1608.9	3362.9

Zoom In Zoom Out

Sample Name: jb70262-3 Acquired: 6/27/2014 13:20:58 Type: Unk
Method: Accutest 2(v151) Mode: CONC Corr. Factor: 1.000000
User: admin Custom ID1: Custom ID2: Custom ID3:
Comment:

Elem	Ba4554	Be3130	Cd2288	Co2286	Cr2677	Cu3247	Mn2576	Ni2316	Ag3280
Avg	**.5651**	**.0066**	**.0073**	**.0381**	**.6662**	**.4012**	**6.176**	**.1703**	**.0097**
Stddev	.0018	.0000	.0001	.0006	.0043	.0020	.037	.0002	.0004
%RSD	.3102	.6644	1.172	1.614	.6438	.4947	.6056	.1073	3.968
#1	.5639	.0066	.0073	.0386	.6632	.3998	6.150	.1705	.0094
#2	.5663	.0067	.0074	.0377	.6692	.4026	6.202	.1702	.0099

Elem	V_2924	Zn2062	As1890	Tl1908	Pb2203	Se1960	Sb2068	Al3961	Ca3179
Avg	**.4215**	**1.604**	**.0528**	**-.0016**	**.9439**	**.0086**	**.0107**	**55.82**	**465.1**
Stddev	.0034	.007	.0021	.0005	.0024	.0018	.0026	.15	.1
%RSD	.8126	.4240	3.955	30.22	.2501	21.37	23.89	.2664	.0257
#1	.4191	1.609	.0513	-.0019	.9456	.0073	.0125	55.71	465.0
#2	.4239	1.600	.0542	-.0012	.9422	.0099	.0089	55.93	465.2

Elem	Fe2599	Mg2790	K_7664	Na5895	B_2089	Mo2020	Pd3404	Si2124	Sn1899
Avg	**153.5**	**210.2**	**8.239**	**1.231**	**.0681**	**.0248**	**.0354**	**8.418**	**.0570**
Stddev	.3	.5	.022	.001	.0019	.0004	.0004	.052	.0000
%RSD	.2108	.2219	.2641	.0858	2.736	1.413	1.082	.6158	.0744
#1	153.3	209.9	8.254	1.230	.0694	.0251	.0352	8.454	.0570
#2	153.8	210.6	8.223	1.232	.0668	.0246	.0357	8.381	.0570

Elem	Sr4077	Ti3349	W_2079	Zr3391	S_1820	Bi2230	Li6707
Avg	**.9013**	**2.679**	**.0221**	**.1434**	**2.981**	**.0723**	**.0644**
Stddev	.0018	.012	.0011	.0006	.021	.0006	.0017
%RSD	.2035	.4411	5.152	.4377	.7150	.7724	2.657
#1	.9000	2.670	.0213	.1429	2.996	.0719	.0656
#2	.9026	2.687	.0229	.1438	2.966	.0727	.0632

Int. Std.	Y_3600	Y_3710	Y_2243	In2306
Avg	**64976.**	**11965.**	**1442.6**	**3000.5**
Stddev	225.	13.	1.1	2.1
%RSD	.34688	.10478	.07546	.06966
#1	65136.	11974.	1443.4	3002.0
#2	64817.	11956.	1441.9	2999.0

Zoom In Zoom Out

Sample Name: jb70262-4 Acquired: 6/27/2014 13:24:02 Type: Unk
Method: Accutest 2(v151) Mode: CONC Corr. Factor: 1.000000
User: admin Custom ID1: Custom ID2: Custom ID3:
Comment:

Elem	Ba4554	Be3130	Cd2288	Co2286	Cr2677	Cu3247	Mn2576	Ni2316	Ag3280
Avg	**1.053**	**.0087**	**.0095**	**.0779**	**.2646**	**.6538**	**2.652**	**.2516**	**.0145**
Stddev	.008	.0000	.0002	.0005	.0010	.0015	.015	.0001	.0009
%RSD	.7965	.1742	2.278	.6826	.3722	.2295	.5743	.0323	6.366
#1	1.047	.0087	.0093	.0775	.2639	.6549	2.642	.2516	.0139
#2	1.059	.0087	.0096	.0782	.2653	.6528	2.663	.2515	.0152

Elem	V_2924	Zn2062	As1890	Tl1908	Pb2203	Se1960	Sb2068	Al3961	Ca3179
Avg	**.5314**	**1.870**	**.1683**	**.0005**	**2.985**	**.0172**	**.0070**	**68.48**	**105.4**
Stddev	.0020	.007	.0019	.0005	.004	.0022	.0004	.67	.9
%RSD	.3710	.3633	1.129	99.93	.1194	12.95	5.257	.9713	.8342
#1	.5300	1.866	.1670	.0008	2.982	.0156	.0068	68.01	104.8
#2	.5328	1.875	.1696	.0001	2.987	.0188	.0073	68.95	106.0

Elem	Fe2599	Mg2790	K_7664	Na5895	B_2089	Mo2020	Pd3404	Si2124	Sn1899
Avg	**192.3**	**31.18**	**7.460**	**1.269**	**.0352**	**.0149**	**.0156**	**9.321**	**.2048**
Stddev	1.5	.45	.062	.008	.0003	.0002	.0000	.026	.0014
%RSD	.7774	1.451	.8351	.6245	.8326	1.590	.1685	.2745	.6668
#1	191.3	30.86	7.416	1.263	.0354	.0151	.0156	9.303	.2038
#2	193.4	31.50	7.504	1.275	.0350	.0147	.0156	9.339	.2057

Elem	Sr4077	Ti3349	W_2079	Zr3391	S_1820	Bi2230	Li6707
Avg	**.5973**	**2.697**	**.0131**	**.0856**	**15.07**	**.0647**	**.0944**
Stddev	.0042	.012	.0004	.0005	.02	.0004	.0000
%RSD	.6958	.4493	2.870	.6079	.1296	.6866	.0464
#1	.5943	2.689	.0128	.0852	15.06	.0644	.0944
#2	.6002	2.706	.0134	.0859	15.09	.0651	.0944

Int. Std.	Y_3600	Y_3710	Y_2243	In2306
Avg	**69560.**	**12504.**	**1550.0**	**3339.3**
Stddev	174.	96.	9.8	18.2
%RSD	.25043	.76650	.63238	.54639
#1	69683.	12572.	1556.9	3352.2
#2	69437.	12436.	1543.1	3326.4

Zoom In Zoom Out

Sample Name: jb70262-5 Acquired: 6/27/2014 13:27:06 Type: Unk
Method: Accutest 2(v151) Mode: CONC Corr. Factor: 1.000000
User: admin Custom ID1: Custom ID2: Custom ID3:
Comment:

Elem	Ba4554	Be3130	Cd2288	Co2286	Cr2677	Cu3247	Mn2576	Ni2316	Ag3280
Avg	**2.363**	**.0097**	**.0047**	**.0804**	**.1856**	**.4008**	**1.613**	**.2075**	**.0097**
Stddev	.005	.0000	.0001	.0003	.0020	.0007	.010	.0004	.0004
%RSD	.2242	.3518	1.305	.3380	1.069	.1851	.6271	.1973	4.470
#1	2.359	.0097	.0048	.0805	.1842	.4002	1.606	.2078	.0094
#2	2.366	.0098	.0047	.0802	.1870	.4013	1.620	.2072	.0100

Elem	V_2924	Zn2062	As1890	Tl1908	Pb2203	Se1960	Sb2068	Al3961	Ca3179
Avg	**.3309**	**.9436**	**.1736**	**.0098**	**1.128**	**.0211**	**.0054**	**53.75**	**194.6**
Stddev	.0019	.0003	.0010	.0013	.001	.0027	.0001	.19	.5
%RSD	.5810	.0344	.5585	13.73	.1227	12.60	1.456	.3579	.2462
#1	.3295	.9438	.1729	.0107	1.127	.0192	.0054	53.61	194.3
#2	.3323	.9433	.1743	.0088	1.129	.0230	.0055	53.88	194.9

Elem	Fe2599	Mg2790	K_7664	Na5895	B_2089	Mo2020	Pd3404	Si2124	Sn1899
Avg	**149.0**	**15.84**	**9.782**	**1.157**	**.0669**	**.0205**	**.0166**	**7.692**	**.1540**
Stddev	.6	.12	.001	.002	.0000	.0006	.0018	.008	.0005
%RSD	.3850	.7694	.0128	.1689	.0287	2.732	10.65	.1045	.2944
#1	148.6	15.75	9.781	1.155	.0669	.0209	.0153	7.686	.1543
#2	149.4	15.92	9.783	1.158	.0669	.0201	.0178	7.697	.1536

Elem	Sr4077	Ti3349	W_2079	Zr3391	S_1820	Bi2230	Li6707
Avg	**.5450**	**2.759**	**.0129**	**.0655**	**15.16**	**.0656**	**.0864**
Stddev	.0014	.014	.0003	.0006	.02	.0025	.0000
%RSD	.2566	.4995	2.697	.9157	.1362	3.755	.0529
#1	.5440	2.749	.0132	.0651	15.18	.0639	.0863
#2	.5460	2.768	.0127	.0659	15.15	.0674	.0864

Int. Std.	Y_3600	Y_3710	Y_2243	In2306
Avg	**69596.**	**12441.**	**1549.0**	**3287.4**
Stddev	301.	26.	8.1	17.5
%RSD	.43259	.20512	.52101	.53123
#1	69809.	12459.	1554.7	3299.7
#2	69383.	12423.	1543.3	3275.0

Zoom In Zoom Out

Sample Name: jb70262-6 Acquired: 6/27/2014 13:30:11 Type: Unk
Method: Accutest 2(v151) Mode: CONC Corr. Factor: 1.000000
User: admin Custom ID1: Custom ID2: Custom ID3:
Comment:

Elem	Ba4554	Be3130	Cd2288	Co2286	Cr2677	Cu3247	Mn2576	Ni2316	Ag3280
Avg	**.7674**	**.0099**	**.0023**	**.0757**	**.2445**	**.0880**	**6.068**	**.1572**	**.0135**
Stddev	.0016	.0001	.0003	.0002	.0024	.0000	.005	.0004	.0004
%RSD	.2089	.7735	14.02	.2826	.9775	.0112	.0784	.2811	3.042
#1	.7685	.0100	.0021	.0756	.2428	.0880	6.071	.1569	.0138
#2	.7663	.0098	.0025	.0759	.2462	.0880	6.065	.1575	.0132

Elem	V_2924	Zn2062	As1890	Tl1908	Pb2203	Se1960	Sb2068	Al3961	Ca3179
Avg	**.2448**	**.5011**	**.0535**	**.0014**	**.1113**	**.0127**	**-.0015**	**107.6**	**20.99**
Stddev	.0027	.0005	.0003	.0005	.0004	.0015	.0015	.2	.07
%RSD	1.097	.1058	.6144	35.61	.3370	11.51	101.2	.2113	.3374
#1	.2429	.5007	.0538	.0010	.1110	.0137	-.0026	107.8	21.04
#2	.2467	.5015	.0533	.0017	.1116	.0116	-.0004	107.5	20.94

Elem	Fe2599	Mg2790	K_7664	Na5895	B_2089	Mo2020	Pd3404	Si2124	Sn1899
Avg	**184.7**	**33.13**	**11.30**	**.8902**	**.0417**	**.0030**	**.0095**	**7.862**	**.0183**
Stddev	.4	.15	.03	.0063	.0008	.0001	.0001	.042	.0012
%RSD	.2214	.4510	.2669	.7074	2.011	2.472	.7714	.5301	6.843
#1	184.9	33.23	11.27	.8857	.0411	.0029	.0095	7.832	.0191
#2	184.4	33.02	11.32	.8946	.0423	.0030	.0096	7.891	.0174

Elem	Sr4077	Ti3349	W_2079	Zr3391	S_1820	Bi2230	Li6707
Avg	**.1189**	**4.107**	**.0092**	**.0828**	**6.594**	**.0864**	**.1663**
Stddev	.0004	.026	.0004	.0008	.039	.0001	.0003
%RSD	.3545	.6293	4.114	.9649	.5840	.1571	.1946
#1	.1192	4.089	.0094	.0822	6.567	.0865	.1661
#2	.1186	4.125	.0089	.0833	6.621	.0863	.1665

Int. Std.	Y_3600	Y_3710	Y_2243	In2306
Avg	**71756.**	**12611.**	**1622.5**	**3413.7**
Stddev	176.	72.	11.2	20.3
%RSD	.24483	.56775	.69204	.59419
#1	71880.	12560.	1630.5	3428.0
#2	71632.	12661.	1614.6	3399.3

Zoom In Zoom Out

Sample Name: jb70228-1a Acquired: 6/27/2014 13:33:21 Type: Unk
Method: Accutest 2(v151) Mode: CONC Corr. Factor: 1.000000
User: admin Custom ID1: Custom ID2: Custom ID3:
Comment:

Elem	Ba4554	Be3130	Cd2288	Co2286	Cr2677	Cu3247	Mn2576	Ni2316	Ag3280
Avg	**.8423**	**.0059**	**.0015**	**.1068**	**.1376**	**.1143**	**3.068**	**.1039**	**.0086**
Stddev	.0012	.0001	.0001	.0009	.0003	.0006	.004	.0007	.0001
%RSD	.1441	1.432	8.827	.8130	.1865	.5307	.1457	.6714	.9572
#1	.8431	.0058	.0016	.1074	.1374	.1139	3.065	.1044	.0087
#2	.8414	.0060	.0014	.1062	.1378	.1147	3.071	.1034	.0085

Elem	V_2924	Zn2062	As1890	Tl1908	Pb2203	Se1960	Sb2068	Al3961	Ca3179
Avg	**.1631**	**.3511**	**.0237**	**-.0003**	**.1829**	**.0050**	**-.0001**	**47.28**	**193.9**
Stddev	.0003	.0008	.0013	.0008	.0006	.0031	.0004	.01	.2
%RSD	.1735	.2242	5.482	266.0	.3129	61.58	267.9	.0181	.1026
#1	.1633	.3517	.0246	.0003	.1833	.0028	.0001	47.28	194.0
#2	.1629	.3506	.0228	-.0009	.1825	.0072	-.0004	47.29	193.7

Elem	Fe2599	Mg2790	K_7664	Na5895	B_2089	Mo2020	Pd3404	Si2124	Sn1899
Avg	**132.6**	**33.87**	**9.141**	**4.977**	**.0667**	**.0068**	**.0149**	**19.89**	**.0176**
Stddev	.2	.04	.003	.003	.0009	.0004	.0008	.15	.0003
%RSD	.1641	.1128	.0320	.0653	1.370	6.035	5.388	.7303	1.626
#1	132.8	33.85	9.143	4.979	.0674	.0070	.0155	20.00	.0178
#2	132.4	33.90	9.139	4.974	.0661	.0065	.0143	19.79	.0174

Elem	Sr4077	Ti3349	W_2079	Zr3391	S_1820	Bi2230	Li6707
Avg	**.6086**	**2.025**	**.0337**	**.0696**	**4.035**	**.0440**	**.0580**
Stddev	.0009	.008	.0001	.0003	.005	.0002	.0000
%RSD	.1499	.3886	.4145	.4778	.1291	.3452	.0417
#1	.6092	2.020	.0338	.0694	4.039	.0438	.0580
#2	.6080	2.031	.0336	.0698	4.032	.0441	.0580

Int. Std.	Y_3600	Y_3710	Y_2243	In2306
Avg	**68479.**	**12234.**	**1523.3**	**3246.9**
Stddev	94.	44.	1.0	1.2
%RSD	.13662	.36234	.06853	.03642
#1	68545.	12202.	1524.0	3246.1
#2	68413.	12265.	1522.5	3247.7

Zoom In Zoom Out

Sample Name: ccv Acquired: 6/27/2014 13:36:26 Type: QC
Method: Accutest 2(v151) Mode: CONC Corr. Factor: 1.000000
User: admin Custom ID1: Custom ID2: Custom ID3:
Comment:

Elem	Ba4554	Be3130	Cd2288	Co2286	Cr2677	Cu3247	Mn2576	Ni2316	Ag3280
Units	ppm	ppm	ppm	ppm	ppm	ppm	ppm	ppm	ppm
Avg	**2.000**	**2.006**	**1.988**	**2.011**	**2.018**	**1.935**	**2.022**	**2.039**	**.2449**
Stddev	.009	.007	.009	.006	.001	.009	.002	.008	.0001
%RSD	.4326	.3741	.4416	.3205	.0241	.4425	.1022	.4140	.0454
#1	1.994	2.001	1.995	2.015	2.017	1.929	2.020	2.045	.2448
#2	2.006	2.012	1.982	2.006	2.018	1.941	2.023	2.033	.2450
Check ?	Chk Pass	Chk Pass	Chk Pass	Chk Pass	Chk Pass	Chk Pass	Chk Pass	Chk Pass	Chk Pass
Value									
Range									

Elem	V_2924	Zn2062	As1890	Tl1908	Pb2203	Se1960	Sb2068	Al3961	Ca3179
Units	ppm	ppm	ppm	ppm	ppm	ppm	ppm	ppm	ppm
Avg	**1.959**	**2.069**	**1.997**	**2.077**	**2.050**	**1.996**	**1.992**	**39.69**	**40.42**
Stddev	.001	.012	.008	.010	.007	.006	.005	.22	.17
%RSD	.0489	.5904	.3991	.4869	.3338	.3107	.2558	.5425	.4107
#1	1.958	2.077	2.002	2.084	2.055	2.000	1.995	39.54	40.30
#2	1.960	2.060	1.991	2.070	2.045	1.991	1.988	39.85	40.54
Check ?	Chk Pass	Chk Pass	Chk Pass	Chk Pass	Chk Pass	Chk Pass	Chk Pass	Chk Pass	Chk Pass
Value									
Range									

Elem	Fe2599	Mg2790	K_7664	Na5895	B_2089	Mo2020	Pd3404	Si2124	Sn1899
Units	ppm	ppm	ppm	ppm	ppm	ppm	ppm	ppm	ppm
Avg	**40.41**	**40.14**	**39.88**	**39.67**	**2.019**	**2.029**	**1.953**	**4.988**	**2.060**
Stddev	.08	.06	.21	.22	.004	.011	.004	.008	.015
%RSD	.2082	.1612	.5257	.5514	.2245	.5237	.1925	.1582	.7180
#1	40.35	40.09	39.73	39.52	2.023	2.036	1.950	4.994	2.071
#2	40.47	40.18	40.03	39.83	2.016	2.021	1.955	4.983	2.050
Check ?	Chk Pass	Chk Pass	Chk Pass	Chk Pass	Chk Pass	Chk Pass	Chk Pass	Chk Pass	Chk Pass
Value									
Range									

Zoom In Zoom Out

Sample Name: ccv Acquired: 6/27/2014 13:36:26 Type: QC
Method: Accutest 2(v151) Mode: CONC Corr. Factor: 1.000000
User: admin Custom ID1: Custom ID2: Custom ID3:
Comment:

Elem	Sr4077	Ti3349	W_2079	Zr3391	S_1820	Bi2230	Li6707
Units	ppm	ppm	ppm	ppm	ppm	ppm	ppm
Avg	**2.011**	**1.985**	**2.048**	**1.948**	**1.958**	**2.005**	**1.968**
Stddev	.005	.007	.012	.005	.012	.009	.013
%RSD	.2622	.3389	.5873	.2455	.6297	.4223	.6328
#1	2.008	1.981	2.056	1.945	1.966	2.011	1.959
#2	2.015	1.990	2.039	1.951	1.949	1.999	1.977
Check ?	Chk Pass	Chk Pass	Chk Pass	Chk Pass	Chk Pass	Chk Pass	Chk Pass
Value							
Range							

Int. Std.	Y_3600	Y_3710	Y_2243	In2306
Units	Cts/S	Cts/S	Cts/S	Cts/S
Avg	**68244.**	**11948.**	**1531.1**	**3321.0**
Stddev	91.	21.	1.3	5.2
%RSD	.13350	.17576	.08797	.15518
#1	68309.	11963.	1532.1	3324.7
#2	68180.	11933.	1530.2	3317.4

Zoom In Zoom Out

Sample Name: ccb Acquired: 6/27/2014 13:39:23 Type: QC
Method: Accutest 2(v151) Mode: CONC Corr. Factor: 1.000000
User: admin Custom ID1: Custom ID2: Custom ID3:
Comment:

Elem	Ba4554	Be3130	Cd2288	Co2286	Cr2677	Cu3247	Mn2576	Ni2316	Ag3280
Units	ppm	ppm	ppm	ppm	ppm	ppm	ppm	ppm	ppm
Avg	**.0004**	**.0002**	**.0001**	**.0000**	**.0005**	**-.0004**	**.0002**	**.0008**	**.0001**
Stddev	.0001	.0001	.0002	.0003	.0005	.0001	.0000	.0001	.0000
%RSD	41.22	46.73	140.6	3631.	102.5	27.90	17.48	6.661	29.34
#1	.0003	.0003	.0003	-.0002	.0001	-.0005	.0002	.0007	.0000
#2	.0005	.0002	.0000	.0002	.0009	-.0003	.0002	.0008	.0001
Check ?	Chk Pass	Chk Pass	Chk Pass	Chk Pass	Chk Pass	Chk Pass	Chk Pass	Chk Pass	Chk Pass
High Limit									
Low Limit									

Elem	V_2924	Zn2062	As1890	Tl1908	Pb2203	Se1960	Sb2068	Al3961	Ca3179
Units	ppm	ppm	ppm	ppm	ppm	ppm	ppm	ppm	ppm
Avg	**.0002**	**.0001**	**.0006**	**-.0004**	**-.0003**	**.0011**	**-.0000**	**.0078**	**.0030**
Stddev	.0001	.0000	.0005	.0002	.0009	.0005	.0020	.0089	.0034
%RSD	58.30	36.26	82.40	48.68	257.7	47.63	5600.	113.2	114.3
#1	.0001	.0001	.0010	-.0006	.0003	.0014	.0014	.0016	.0054
#2	.0003	.0001	.0003	-.0003	-.0010	.0007	-.0015	.0141	.0006
Check ?	Chk Pass	Chk Pass	Chk Pass	Chk Pass	Chk Pass	Chk Pass	Chk Pass	Chk Pass	Chk Pass
High Limit									
Low Limit									

Elem	Fe2599	Mg2790	K_7664	Na5895	B_2089	Mo2020	Pd3404	Si2124	Sn1899
Units	ppm	ppm	ppm	ppm	ppm	ppm	ppm	ppm	ppm
Avg	**.0048**	**.0115**	**.0963**	**.0194**	**.0022**	**.0006**	**-.0001**	**.0080**	**-.0002**
Stddev	.0004	.0290	.0120	.0045	.0010	.0002	.0001	.0028	.0002
%RSD	8.939	251.7	12.50	23.06	43.01	28.10	135.8	34.91	81.14
#1	.0051	-.0090	.0878	.0163	.0029	.0007	-.0001	.0061	-.0004
#2	.0045	.0320	.1048	.0226	.0015	.0005	-.0000	.0100	-.0001
Check ?	Chk Pass	Chk Pass	Chk Pass	Chk Pass	Chk Pass	Chk Pass	Chk Pass	Chk Pass	Chk Pass
High Limit									
Low Limit									

Zoom In Zoom Out

Sample Name: ccb Acquired: 6/27/2014 13:39:23 Type: QC
Method: Accutest 2(v151) Mode: CONC Corr. Factor: 1.000000
User: admin Custom ID1: Custom ID2: Custom ID3:
Comment:

Elem	Sr4077	Ti3349	W_2079	Zr3391	S_1820	Bi2230	Li6707
Units	ppm	ppm	ppm	ppm	ppm	ppm	ppm
Avg	**.0001**	**.0005**	F **.0062**	**.0002**	**-.0017**	**.0011**	**.0014**
Stddev	.0000	.0004	.0004	.0001	.0008	.0007	.0001
%RSD	45.84	78.23	6.335	74.74	49.77	62.41	9.777
#1	.0001	.0008	.0059	.0001	-.0022	.0006	.0013
#2	.0001	.0002	.0065	.0003	-.0011	.0016	.0014
Check ?	Chk Pass	Chk Pass	Chk Fail	Chk Pass	Chk Pass	Chk Pass	Chk Pass
High Limit			.0050				
Low Limit			-.0050				

Int. Std.	Y_3600	Y_3710	Y_2243	In2306
Units	Cts/S	Cts/S	Cts/S	Cts/S
Avg	**71003.**	**12072.**	**1586.0**	**3699.8**
Stddev	235.	7.	9.5	19.7
%RSD	.33092	.05445	.59710	.53215
#1	71169.	12067.	1592.7	3713.8
#2	70837.	12077.	1579.3	3685.9

Zoom In Zoom Out

Sample Name: mp80321-mb1 2 Acquired: 6/27/2014 13:42:37 Type: Unk
Method: Accutest 2(v151) Mode: CONC Corr. Factor: 1.000000
User: admin Custom ID1: Custom ID2: Custom ID3:
Comment:

Elem	Ba4554	Be3130	Cd2288	Co2286	Cr2677	Cu3247	Mn2576	Ni2316	Ag3280
Avg	**.0000**	**.0001**	**.0001**	**-.0001**	**.0005**	**-.0016**	**.0002**	**.0012**	**-.0001**
Stddev	.0000	.0001	.0001	.0004	.0000	.0001	.0000	.0004	.0002
%RSD	150.0	55.06	66.89	342.4	1.915	8.314	16.75	31.42	122.1
#1	-.0000	.0002	.0002	-.0004	.0005	-.0015	.0002	.0009	-.0002
#2	.0001	.0001	.0001	.0002	.0005	-.0017	.0002	.0014	-.0000

Elem	V_2924	Zn2062	As1890	Tl1908	Pb2203	Se1960	Sb2068	Al3961	Ca3179
Avg	**.0000**	**.0031**	**.0007**	**-.0007**	**-.0010**	**.0007**	**-.0012**	**.0107**	**.0079**
Stddev	.0001	.0001	.0005	.0008	.0005	.0004	.0004	.0016	.0016
%RSD	779.3	4.747	69.10	122.0	49.34	61.08	36.33	15.41	20.26
#1	.0001	.0030	.0004	-.0013	-.0013	.0009	-.0015	.0118	.0091
#2	-.0001	.0032	.0011	-.0001	-.0006	.0004	-.0009	.0095	.0068

Elem	Fe2599	Mg2790	K_7664	Na5895	B_2089	Mo2020	Pd3404	Si2124	Sn1899
Avg	**.0040**	**.0241**	**.1194**	**.0077**	**.0019**	**.0005**	**.0001**	**.0101**	**.0230**
Stddev	.0005	.0168	.0065	.0029	.0004	.0000	.0011	.0011	.0012
%RSD	11.49	69.68	5.435	37.50	23.13	6.158	839.6	10.88	5.118
#1	.0043	.0122	.1240	.0098	.0022	.0005	-.0007	.0093	.0238
#2	.0037	.0360	.1148	.0057	.0016	.0005	.0009	.0109	.0221

Elem	Sr4077	Ti3349	W_2079	Zr3391	S_1820	Bi2230	Li6707
Avg	**.0000**	**.0008**	**.0054**	**.0003**	**.0044**	**-.0007**	**.0003**
Stddev	.0001	.0004	.0011	.0003	.0013	.0001	.0008
%RSD	361.2	45.02	20.04	112.7	29.53	18.64	255.2
#1	.0001	.0011	.0046	.0005	.0035	-.0006	.0009
#2	-.0000	.0006	.0061	.0001	.0054	-.0008	-.0003

Int. Std.	Y_3600	Y_3710	Y_2243	In2306
Avg	**71504.**	**12111.**	**1570.6**	**3678.0**
Stddev	360.	31.	5.4	15.5
%RSD	.50325	.25587	.34684	.42226
#1	71758.	12089.	1574.5	3689.0
#2	71249.	12133.	1566.8	3667.1

Zoom In Zoom Out

Sample Name: mp80321-b1 Acquired: 6/27/2014 13:45:49 Type: Unk
Method: Accutest 2(v151) Mode: CONC Corr. Factor: 1.000000
User: admin Custom ID1: Custom ID2: Custom ID3:
Comment:

Elem	Ba4554	Be3130	Cd2288	Co2286	Cr2677	Cu3247	Mn2576	Ni2316	Ag3280
Avg	**4.270**	**.1099**	**.1131**	**1.050**	**.4352**	**.5046**	**1.078**	**1.067**	**.1063**
Stddev	.042	.0007	.0000	.003	.0056	.0001	.009	.005	.0002
%RSD	.9804	.6178	.0284	.2376	1.279	.0226	.8686	.4705	.1640
#1	4.300	.1104	.1131	1.052	.4313	.5045	1.071	1.070	.1064
#2	4.240	.1094	.1132	1.048	.4392	.5047	1.084	1.063	.1061

Elem	V_2924	Zn2062	As1890	Tl1908	Pb2203	Se1960	Sb2068	Al3961	Ca3179
Avg	**1.077**	**1.094**	**4.226**	**4.479**	**1.080**	**4.296**	**1.056**	**57.88**	**14.00**
Stddev	.007	.002	.007	.003	.003	.004	.002	.45	.12
%RSD	.6918	.1601	.1553	.0761	.2808	.0982	.1946	.7697	.8234
#1	1.072	1.095	4.231	4.481	1.083	4.293	1.058	58.20	14.08
#2	1.082	1.093	4.222	4.476	1.078	4.299	1.055	57.57	13.92

Elem	Fe2599	Mg2790	K_7664	Na5895	B_2089	Mo2020	Pd3404	Si2124	Sn1899
Avg	**58.22**	**14.07**	**14.14**	**13.81**	**.0006**	**.0027**	**.0057**	**.0280**	**.0229**
Stddev	.36	.16	.10	.10	.0006	.0002	.0011	.0017	.0000
%RSD	.6245	1.121	.7210	.7304	88.27	6.188	19.83	6.147	.1139
#1	58.48	14.19	14.21	13.88	.0010	.0028	.0065	.0268	.0229
#2	57.96	13.96	14.06	13.74	.0002	.0025	.0049	.0292	.0230

Elem	Sr4077	Ti3349	W_2079	Zr3391	S_1820	Bi2230	Li6707
Avg	**-.0001**	**.0030**	**.0192**	**.0006**	**.0129**	**-.0005**	**.0012**
Stddev	.0000	.0001	.0018	.0001	.0004	.0011	.0005
%RSD	2.003	2.359	9.549	13.25	2.928	237.5	41.68
#1	-.0001	.0031	.0179	.0007	.0126	.0003	.0016
#2	-.0001	.0030	.0205	.0006	.0131	-.0013	.0009

Int. Std.	Y_3600	Y_3710	Y_2243	In2306
Avg	**68532.**	**11868.**	**1542.8**	**3414.4**
Stddev	227.	115.	2.2	1.9
%RSD	.33089	.96554	.14204	.05426
#1	68693.	11787.	1544.4	3415.8
#2	68372.	11949.	1541.3	3413.1

Zoom In Zoom Out

Sample Name: mp80321-s1 Acquired: 6/27/2014 13:48:49 Type: Unk
Method: Accutest 2(v151) Mode: CONC Corr. Factor: 1.000000
User: admin Custom ID1: Custom ID2: Custom ID3:
Comment:

Elem	Ba4554	Be3130	Cd2288	Co2286	Cr2677	Cu3247	Mn2576	Ni2316	Ag3280
Avg	**4.723**	**.1113**	**.1217**	**1.033**	**2.333**	**13.66**	**3.562**	**1.166**	**.1288**
Stddev	.042	.0008	.0001	.002	.001	.08	.002	.002	.0013
%RSD	.8836	.6929	.0766	.2046	.0337	.5666	.0612	.1296	.9879
#1	4.752	.1118	.1216	1.034	2.333	13.60	3.564	1.167	.1297
#2	4.693	.1108	.1217	1.031	2.332	13.71	3.561	1.165	.1279

Elem	V_2924	Zn2062	As1890	Tl1908	Pb2203	Se1960	Sb2068	Al3961	Ca3179
Avg	**1.544**	**4.598**	**4.124**	**4.048**	**3.847**	**4.015**	**.7580**	**189.9**	**49.24**
Stddev	.001	.001	.010	.002	.001	.004	.0004	1.4	.40
%RSD	.0458	.0268	.2387	.0571	.0236	.0865	.0534	.7414	.8098
#1	1.544	4.597	4.131	4.050	3.848	4.017	.7577	190.9	49.52
#2	1.545	4.599	4.117	4.046	3.847	4.012	.7583	188.9	48.96

Elem	Fe2599	Mg2790	K_7664	Na5895	B_2089	Mo2020	Pd3404	Si2124	Sn1899
Avg	**304.1**	**31.81**	**32.76**	**13.73**	**.1264**	**.0115**	**.0180**	**13.08**	**.1979**
Stddev	2.0	.23	.26	.11	.0004	.0002	.0008	.03	.0002
%RSD	.6736	.7174	.7961	.8017	.3237	1.327	4.510	.2233	.0891
#1	305.6	31.97	32.94	13.81	.1267	.0114	.0186	13.10	.1981
#2	302.7	31.65	32.57	13.65	.1261	.0116	.0174	13.06	.1978

Elem	Sr4077	Ti3349	W_2079	Zr3391	S_1820	Bi2230	Li6707
Avg	**.1592**	**2.036**	**.0325**	**.0629**	**4.696**	**.0397**	**.1055**
Stddev	.0013	.004	.0002	.0000	.005	.0003	.0003
%RSD	.8381	.1709	.6136	.0376	.1063	.7374	.2752
#1	.1601	2.034	.0324	.0629	4.693	.0395	.1057
#2	.1582	2.038	.0327	.0629	4.700	.0399	.1053

Int. Std.	Y_3600	Y_3710	Y_2243	In2306
Avg	**68766.**	**12282.**	**1541.2**	**3287.5**
Stddev	109.	110.	6.4	12.0
%RSD	.15794	.89419	.41219	.36371
#1	68689.	12204.	1545.7	3295.9
#2	68843.	12360.	1536.7	3279.0

Zoom In Zoom Out

Sample Name: mp80321-s2 Acquired: 6/27/2014 13:51:47 Type: Unk
Method: Accutest 2(v151) Mode: CONC Corr. Factor: 1.000000
User: admin Custom ID1: Custom ID2: Custom ID3:
Comment:

Elem	Ba4554	Be3130	Cd2288	Co2286	Cr2677	Cu3247	Mn2576	Ni2316	Ag3280
Avg	**4.853**	**.1131**	**.1324**	**1.051**	**2.271**	**12.01**	**3.021**	**1.168**	**.1338**
Stddev	.041	.0005	.0003	.004	.003	.04	.004	.003	.0025
%RSD	.8470	.4069	.2414	.3519	.1267	.3401	.1353	.2179	1.902
#1	4.882	.1135	.1322	1.054	2.269	11.98	3.024	1.170	.1356
#2	4.824	.1128	.1327	1.048	2.273	12.04	3.018	1.167	.1320

Elem	V_2924	Zn2062	As1890	Tl1908	Pb2203	Se1960	Sb2068	Al3961	Ca3179
Avg	**1.554**	**6.550**	**4.196**	**4.134**	**4.072**	**4.119**	**.7991**	**192.8**	**50.23**
Stddev	.002	.016	.017	.000	.013	.003	.0050	1.5	.49
%RSD	.1064	.2484	.4065	.0011	.3234	.0618	.6256	.7882	.9744
#1	1.555	6.562	4.208	4.134	4.082	4.121	.8027	193.8	50.58
#2	1.553	6.539	4.184	4.134	4.063	4.118	.7956	191.7	49.88

Elem	Fe2599	Mg2790	K_7664	Na5895	B_2089	Mo2020	Pd3404	Si2124	Sn1899
Avg	**306.7**	**30.78**	**33.91**	**14.34**	**.1336**	**.0146**	**.0173**	**12.38**	**.1913**
Stddev	2.3	.28	.38	.11	.0018	.0003	.0003	.01	.0019
%RSD	.7617	.9201	1.130	.7939	1.378	2.012	1.849	.0609	.9986
#1	308.3	30.98	34.18	14.42	.1323	.0144	.0175	12.38	.1899
#2	305.0	30.58	33.64	14.26	.1349	.0148	.0171	12.37	.1926

Elem	Sr4077	Ti3349	W_2079	Zr3391	S_1820	Bi2230	Li6707
Avg	**.1418**	**2.076**	**.0295**	**.0748**	**26.99**	**.0423**	**.0942**
Stddev	.0009	.005	.0004	.0000	.01	.0030	.0000
%RSD	.6624	.2374	1.503	.0598	.0505	7.157	.0413
#1	.1424	2.079	.0292	.0747	26.98	.0401	.0943
#2	.1411	2.072	.0299	.0748	27.00	.0444	.0942

Int. Std.	Y_3600	Y_3710	Y_2243	In2306
Avg	**68837.**	**12246.**	**1541.5**	**3298.8**
Stddev	112.	140.	6.9	10.8
%RSD	.16281	1.1436	.44899	.32831
#1	68758.	12147.	1546.4	3306.5
#2	68916.	12345.	1536.6	3291.2

Zoom In Zoom Out

Sample Name: jb69008-10r Acquired: 6/27/2014 13:54:45 Type: Unk
Method: Accutest 2(v151) Mode: CONC Corr. Factor: 1.000000
User: admin Custom ID1: Custom ID2: Custom ID3:
Comment:

Elem	Ba4554	Be3130	Cd2288	Co2286	Cr2677	Cu3247	Mn2576	Ni2316	Ag3280
Avg	**2.079**	**.0104**	**.0193**	**.0427**	**1.840**	**10.55**	**16.46**	**.1517**	**.0342**
Stddev	.011	.0001	.0001	.0004	.004	.03	.02	.0019	.0008
%RSD	.5099	1.167	.7373	.8550	.2178	.2464	.1321	1.255	2.318
#1	2.087	.0105	.0194	.0430	1.837	10.53	16.47	.1530	.0347
#2	2.072	.0103	.0192	.0425	1.843	10.57	16.44	.1504	.0336

Elem	V_2924	Zn2062	As1890	Tl1908	Pb2203	Se1960	Sb2068	Al3961	Ca3179
Avg	**1.142**	**3.166**	**.1676**	**-.0079**	**2.426**	**.0172**	**.0723**	**141.7**	**200.8**
Stddev	.002	.027	.0030	.0007	.019	.0074	.0011	.6	.8
%RSD	.1681	.8658	1.766	8.414	.7768	43.07	1.467	.4537	.3948
#1	1.141	3.185	.1696	-.0074	2.440	.0224	.0730	142.1	201.3
#2	1.144	3.147	.1655	-.0083	2.413	.0119	.0715	141.2	200.2

Elem	Fe2599	Mg2790	K_7664	Na5895	B_2089	Mo2020	Pd3404	Si2124	Sn1899
Avg	**293.5**	**48.19**	**22.66**	**.8704**	**.1574**	**.0090**	**.0203**	**15.75**	**.1509**
Stddev	.9	.04	.15	.0064	.0007	.0003	.0007	.06	.0001
%RSD	.3059	.0847	.6827	.7366	.4437	3.338	3.219	.3577	.0803
#1	294.2	48.22	22.77	.8750	.1579	.0088	.0199	15.79	.1510
#2	292.9	48.16	22.55	.8659	.1569	.0092	.0208	15.71	.1508

Elem	Sr4077	Ti3349	W_2079	Zr3391	S_1820	Bi2230	Li6707
Avg	**.2610**	**2.683**	**.0588**	**.0845**	**6.356**	**.0607**	**.1059**
Stddev	.0009	.009	.0006	.0001	.010	.0004	.0005
%RSD	.3432	.3205	1.084	.1519	.1630	.6976	.4683
#1	.2616	2.677	.0593	.0844	6.364	.0610	.1063
#2	.2604	2.689	.0584	.0846	6.349	.0604	.1056

Int. Std.	Y_3600	Y_3710	Y_2243	In2306
Avg	**67405.**	**12066.**	**1503.8**	**3216.0**
Stddev	41.	74.	5.4	5.5
%RSD	.06081	.61516	.35681	.17025
#1	67434.	12014.	1507.6	3219.9
#2	67376.	12119.	1500.0	3212.1

Zoom In Zoom Out

Sample Name: mp80321-sd1 Acquired: 6/27/2014 13:57:55 Type: Unk
Method: Accutest 2(v151) Mode: CONC Corr. Factor: 5.000000
User: admin Custom ID1: Custom ID2: Custom ID3:
Comment:

Elem	Ba4554	Be3130	Cd2288	Co2286	Cr2677	Cu3247	Mn2576	Ni2316	Ag3280
Avg	**2.112**	**.0108**	**.0184**	**.0435**	**1.981**	**10.44**	**18.88**	**.1597**	**.0399**
Stddev	.009	.0000	.0008	.0030	.011	.03	.12	.0035	.0036
%RSD	.4347	.1583	4.178	6.955	.5664	.2893	.6249	2.207	8.893
#1	2.119	.0108	.0179	.0456	1.973	10.42	18.79	.1622	.0425
#2	2.106	.0108	.0190	.0413	1.989	10.46	18.96	.1572	.0374

Elem	V_2924	Zn2062	As1890	Tl1908	Pb2203	Se1960	Sb2068	Al3961	Ca3179
Avg	**1.207**	**3.480**	**.1762**	**-.0079**	**2.601**	**.0244**	**.0729**	**142.6**	**211.0**
Stddev	.008	.016	.0075	.0075	.000	.0201	.0012	.5	1.3
%RSD	.6766	.4488	4.245	94.24	.0166	82.51	1.674	.3484	.6272
#1	1.201	3.491	.1814	-.0132	2.602	.0386	.0738	143.0	212.0
#2	1.213	3.469	.1709	-.0026	2.601	.0102	.0721	142.3	210.1

Elem	Fe2599	Mg2790	K_7664	Na5895	B_2089	Mo2020	Pd3404	Si2124	Sn1899
Avg	**317.3**	**50.87**	**23.19**	**.9076**	**.1716**	**.0091**	**.0262**	**16.37**	**.1584**
Stddev	1.2	.14	.10	.0029	.0034	.0004	.0007	.01	.0015
%RSD	.3858	.2715	.4505	.3152	2.000	4.273	2.738	.0799	.9634
#1	318.1	50.97	23.27	.9096	.1692	.0088	.0267	16.36	.1595
#2	316.4	50.78	23.12	.9056	.1740	.0093	.0257	16.38	.1573

Elem	Sr4077	Ti3349	W_2079	Zr3391	S_1820	Bi2230	Li6707
Avg	**.2686**	**2.791**	**.0651**	**.0900**	**6.547**	**.0602**	**.1049**
Stddev	.0006	.019	.0006	.0004	.006	.0002	.0077
%RSD	.2157	.6756	.8886	.3906	.0994	.3746	7.375
#1	.2690	2.778	.0647	.0903	6.551	.0603	.1104
#2	.2682	2.805	.0656	.0898	6.542	.0600	.0995

Int. Std.	Y_3600	Y_3710	Y_2243	In2306
Avg	**69844.**	**12060.**	**1569.8**	**3496.0**
Stddev	336.	67.	7.1	12.0
%RSD	.48069	.55329	.45242	.34235
#1	70082.	12013.	1574.8	3504.5
#2	69607.	12107.	1564.7	3487.6

Zoom In Zoom Out

Sample Name: jb69008-9r Acquired: 6/27/2014 14:01:02 Type: Unk
Method: Accutest 2(v151) Mode: CONC Corr. Factor: 1.000000
User: admin Custom ID1: Custom ID2: Custom ID3:
Comment:

Elem	Ba4554	Be3130	Cd2288	Co2286	Cr2677	Cu3247	Mn2576	Ni2316	Ag3280
Avg	**5.414**	**.0178**	**.0133**	**.0439**	**2.512**	**4.896**	**46.85**	**.1296**	**.0379**
Stddev	.008	.0001	.0004	.0004	.001	.005	.02	.0002	.0007
%RSD	.1499	.6084	3.018	.9026	.0398	.0957	.0361	.1662	1.906
#1	5.420	.0178	.0136	.0436	2.512	4.900	46.84	.1298	.0374
#2	5.409	.0177	.0130	.0442	2.511	4.893	46.86	.1295	.0384

Elem	V_2924	Zn2062	As1890	Tl1908	Pb2203	Se1960	Sb2068	Al3961	Ca3179
Avg	**4.774**	**1.460**	**.1697**	**-.0392**	**2.399**	**-.0140**	**.0626**	**126.7**	**730.9**
Stddev	.006	.007	.0027	.0022	.010	.0001	.0042	.1	6.9
%RSD	.1359	.4972	1.601	5.509	.4107	.6392	6.740	.0801	.9474
#1	4.779	1.465	.1716	-.0377	2.406	-.0140	.0596	126.8	735.8
#2	4.770	1.454	.1677	-.0408	2.392	-.0139	.0655	126.6	726.0

Elem	Fe2599	Mg2790	K_7664	Na5895	B_2089	Mo2020	Pd3404	Si2124	Sn1899
Avg	**338.6**	**103.0**	**15.69**	**1.541**	**.2353**	**.0146**	**.0420**	**17.79**	**.1550**
Stddev	.0	.0	.01	.004	.0001	.0002	.0016	.05	.0022
%RSD	.0050	.0253	.0595	.2240	.0269	1.695	3.911	.2938	1.416
#1	338.6	103.0	15.69	1.544	.2352	.0147	.0431	17.83	.1565
#2	338.6	102.9	15.68	1.539	.2353	.0144	.0408	17.76	.1534

Elem	Sr4077	Ti3349	W_2079	Zr3391	S_1820	Bi2230	Li6707
Avg	**1.630**	**6.202**	**1.012**	**.1514**	**17.36**	**.1605**	**.1163**
Stddev	.000	.011	.001	.0006	.06	.0001	.0001
%RSD	.0032	.1728	.0623	.4217	.3223	.0702	.0888
#1	1.630	6.210	1.012	.1519	17.40	.1605	.1164
#2	1.630	6.195	1.011	.1510	17.32	.1604	.1162

Int. Std.	Y_3600	Y_3710	Y_2243	In2306
Avg	**71418.**	**13265.**	**1576.4**	**2940.7**
Stddev	201.	81.	5.7	4.9
%RSD	.28186	.61065	.36239	.16703
#1	71275.	13207.	1580.5	2944.2
#2	71560.	13322.	1572.4	2937.3

Zoom In Zoom Out

Sample Name: jb69008-23r Acquired: 6/27/2014 14:04:17 Type: Unk
Method: Accutest 2(v151) Mode: CONC Corr. Factor: 1.000000
User: admin Custom ID1: Custom ID2: Custom ID3:
Comment:

Elem	Ba4554	Be3130	Cd2288	Co2286	Cr2677	Cu3247	Mn2576	Ni2316	Ag3280
Avg	**.1591**	**.0152**	**.0024**	**.1445**	**.0513**	**.5865**	**3.104**	**.1705**	**.0087**
Stddev	.0004	.0001	.0002	.0009	.0003	.0011	.015	.0000	.0005
%RSD	.2475	.7089	8.221	.6087	.6782	.1818	.4723	.0099	5.721
#1	.1588	.0153	.0023	.1439	.0510	.5857	3.093	.1705	.0090
#2	.1594	.0151	.0026	.1451	.0515	.5872	3.114	.1705	.0083

Elem	V_2924	Zn2062	As1890	Tl1908	Pb2203	Se1960	Sb2068	Al3961	Ca3179
Avg	**1.880**	**.4238**	**.0303**	**.0006**	**.0768**	**.0010**	**-.0011**	**86.23**	**632.5**
Stddev	.011	.0002	.0009	.0024	.0011	.0000	.0012	.15	1.0
%RSD	.5582	.0505	3.123	426.4	1.441	4.702	112.0	.1735	.1571
#1	1.873	.4237	.0296	.0023	.0776	.0010	-.0002	86.13	633.2
#2	1.888	.4240	.0309	-.0011	.0761	.0009	-.0019	86.34	631.8

Elem	Fe2599	Mg2790	K_7664	Na5895	B_2089	Mo2020	Pd3404	Si2124	Sn1899
Avg	**266.6**	**129.7**	**6.851**	**2.821**	**1.450**	**.0035**	**.0470**	**6.159**	**.0230**
Stddev	.2	.1	.036	.018	.005	.0001	.0009	.024	.0000
%RSD	.0659	.0921	.5209	.6293	.3729	2.972	2.010	.3942	.0978
#1	266.7	129.8	6.826	2.808	1.446	.0036	.0477	6.142	.0230
#2	266.4	129.6	6.876	2.833	1.454	.0034	.0464	6.177	.0230

Elem	Sr4077	Ti3349	W_2079	Zr3391	S_1820	Bi2230	Li6707
Avg	**2.924**	**12.21**	**.0145**	**.0894**	**15.04**	**.2967**	**.1640**
Stddev	.002	.05	.0011	.0006	.04	.0025	.0006
%RSD	.0708	.4361	7.842	.6551	.2410	.8436	.3627
#1	2.926	12.17	.0153	.0890	15.01	.2949	.1636
#2	2.923	12.25	.0137	.0898	15.06	.2984	.1644

Int. Std.	Y_3600	Y_3710	Y_2243	In2306
Avg	**64876.**	**12041.**	**1444.5**	**2989.9**
Stddev	336.	21.	11.3	23.0
%RSD	.51767	.17836	.78506	.76932
#1	65113.	12057.	1452.6	3006.1
#2	64638.	12026.	1436.5	2973.6

Zoom In Zoom Out

Sample Name: jb69008-24r Acquired: 6/27/2014 14:07:27 Type: Unk
Method: Accutest 2(v151) Mode: CONC Corr. Factor: 1.000000
User: admin Custom ID1: Custom ID2: Custom ID3:
Comment:

Elem	Ba4554	Be3130	Cd2288	Co2286	Cr2677	Cu3247	Mn2576	Ni2316	Ag3280
Avg	**.5095**	**.0098**	**.0044**	**.0426**	**.4286**	**.8633**	**.7844**	**.1026**	**.0153**
Stddev	.0035	.0001	.0001	.0004	.0017	.0006	.0021	.0005	.0014
%RSD	.6809	.8960	2.660	.9134	.3850	.0687	.2726	.5252	9.462
#1	.5120	.0098	.0045	.0424	.4274	.8629	.7829	.1030	.0163
#2	.5071	.0097	.0043	.0429	.4297	.8638	.7859	.1022	.0142

Elem	V_2924	Zn2062	As1890	Tl1908	Pb2203	Se1960	Sb2068	Al3961	Ca3179
Avg	**.6444**	**.6211**	**.1060**	**-.0004**	**1.140**	**.0092**	**.0178**	**120.5**	**20.88**
Stddev	.0023	.0009	.0003	.0006	.001	.0002	.0001	.5	.12
%RSD	.3535	.1430	.3144	134.5	.1066	2.508	.4092	.4031	.5818
#1	.6428	.6218	.1063	-.0000	1.141	.0094	.0178	120.8	20.96
#2	.6460	.6205	.1058	-.0008	1.139	.0091	.0179	120.2	20.79

Elem	Fe2599	Mg2790	K_7664	Na5895	B_2089	Mo2020	Pd3404	Si2124	Sn1899
Avg	**264.9**	**19.51**	**18.45**	**.5789**	**.1080**	**.0065**	**.0113**	**11.87**	**.0462**
Stddev	1.3	.09	.14	.0044	.0004	.0002	.0002	.01	.0003
%RSD	.4722	.4358	.7331	.7573	.3452	2.981	2.177	.0692	.6117
#1	265.8	19.57	18.55	.5820	.1077	.0064	.0112	11.88	.0460
#2	264.0	19.45	18.36	.5758	.1083	.0066	.0115	11.87	.0464

Elem	Sr4077	Ti3349	W_2079	Zr3391	S_1820	Bi2230	Li6707
Avg	**.1144**	**2.279**	**.0136**	**.0706**	**2.638**	**.0452**	**.0924**
Stddev	.0010	.009	.0005	.0001	.006	.0002	.0010
%RSD	.9089	.3744	4.000	.1398	.2454	.4353	1.080
#1	.1151	2.273	.0132	.0705	2.634	.0451	.0931
#2	.1137	2.285	.0140	.0706	2.643	.0454	.0917

Int. Std.	Y_3600	Y_3710	Y_2243	In2306
Avg	**70201.**	**12286.**	**1580.4**	**3410.3**
Stddev	9.	95.	3.4	6.9
%RSD	.01348	.77348	.21288	.20242
#1	70195.	12219.	1582.7	3415.2
#2	70208.	12354.	1578.0	3405.4

Zoom In Zoom Out

Sample Name: ccv Acquired: 6/27/2014 14:10:32 Type: QC
Method: Accutest 2(v151) Mode: CONC Corr. Factor: 1.000000
User: admin Custom ID1: Custom ID2: Custom ID3:
Comment:

Elem	Ba4554	Be3130	Cd2288	Co2286	Cr2677	Cu3247	Mn2576	Ni2316	Ag3280
Units	ppm	ppm	ppm	ppm	ppm	ppm	ppm	ppm	ppm
Avg	**2.011**	**2.018**	**1.987**	**2.011**	**2.034**	**1.916**	**2.029**	**2.036**	**.2455**
Stddev	.033	.033	.010	.001	.006	.006	.009	.002	.0018
%RSD	1.656	1.620	.4976	.0596	.3114	.3278	.4183	.1147	.7175
#1	2.034	2.041	1.980	2.011	2.038	1.921	2.035	2.034	.2467
#2	1.987	1.995	1.994	2.012	2.029	1.912	2.023	2.037	.2442
Check ?	Chk Pass	Chk Pass	Chk Pass	Chk Pass	Chk Pass	Chk Pass	Chk Pass	Chk Pass	Chk Pass
Value									
Range									

Elem	V_2924	Zn2062	As1890	Tl1908	Pb2203	Se1960	Sb2068	Al3961	Ca3179
Units	ppm	ppm	ppm	ppm	ppm	ppm	ppm	ppm	ppm
Avg	**1.959**	**2.075**	**1.997**	**2.076**	**2.049**	**1.988**	**1.988**	**40.07**	**40.87**
Stddev	.010	.004	.010	.006	.007	.015	.013	.62	.56
%RSD	.5075	.2018	.4979	.3055	.3430	.7424	.6515	1.550	1.381
#1	1.966	2.072	1.990	2.072	2.044	1.978	1.979	40.51	41.27
#2	1.952	2.078	2.004	2.081	2.054	1.999	1.997	39.63	40.47
Check ?	Chk Pass	Chk Pass	Chk Pass	Chk Pass	Chk Pass	Chk Pass	Chk Pass	Chk Pass	Chk Pass
Value									
Range									

Elem	Fe2599	Mg2790	K_7664	Na5895	B_2089	Mo2020	Pd3404	Si2124	Sn1899
Units	ppm	ppm	ppm	ppm	ppm	ppm	ppm	ppm	ppm
Avg	**40.84**	**40.61**	**40.08**	**39.92**	**2.014**	**2.029**	**1.938**	**4.957**	**2.063**
Stddev	.69	.60	.52	.57	.012	.010	.002	.040	.009
%RSD	1.686	1.471	1.310	1.419	.5920	.4952	.1127	.8071	.4282
#1	41.32	41.04	40.45	40.32	2.005	2.022	1.939	4.928	2.057
#2	40.35	40.19	39.71	39.52	2.022	2.036	1.936	4.985	2.070
Check ?	Chk Pass	Chk Pass	Chk Pass	Chk Pass	Chk Pass	Chk Pass	Chk Pass	Chk Pass	Chk Pass
Value									
Range									

Zoom In Zoom Out

Sample Name: ccv Acquired: 6/27/2014 14:10:32 Type: QC
Method: Accutest 2(v151) Mode: CONC Corr. Factor: 1.000000
User: admin Custom ID1: Custom ID2: Custom ID3:
Comment:

Elem	Sr4077	Ti3349	W_2079	Zr3391	S_1820	Bi2230	Li6707
Units	ppm	ppm	ppm	ppm	ppm	ppm	ppm
Avg	**2.023**	**1.983**	**2.039**	**1.943**	**1.951**	**1.994**	**1.978**
Stddev	.037	.011	.006	.006	.009	.020	.027
%RSD	1.855	.5274	.3028	.2981	.4605	1.006	1.377
#1	2.049	1.990	2.034	1.947	1.944	1.980	1.997
#2	1.996	1.975	2.043	1.939	1.957	2.008	1.959
Check ?	Chk Pass	Chk Pass	Chk Pass	Chk Pass	Chk Pass	Chk Pass	Chk Pass
Value							
Range							

Int. Std.	Y_3600	Y_3710	Y_2243	In2306
Units	Cts/S	Cts/S	Cts/S	Cts/S
Avg	**68140.**	**11829.**	**1537.3**	**3330.4**
Stddev	166.	142.	12.0	20.0
%RSD	.24366	1.2011	.77981	.59950
#1	68023.	11729.	1545.8	3344.5
#2	68258.	11930.	1528.9	3316.3

Zoom In Zoom Out

Sample Name: ccb Acquired: 6/27/2014 14:13:28 Type: QC
Method: Accutest 2(v151) Mode: CONC Corr. Factor: 1.000000
User: admin Custom ID1: Custom ID2: Custom ID3:
Comment:

Elem	Ba4554	Be3130	Cd2288	Co2286	Cr2677	Cu3247	Mn2576	Ni2316	Ag3280
Units	ppm	ppm	ppm	ppm	ppm	ppm	ppm	ppm	ppm
Avg	**.0005**	**.0002**	**.0002**	**.0001**	**.0005**	**.0005**	**.0002**	**.0005**	**-.0001**
Stddev	.0003	.0002	.0003	.0005	.0001	.0001	.0000	.0000	.0006
%RSD	64.99	85.51	114.0	364.2	22.39	31.58	19.49	3.171	818.1
#1	.0007	.0003	.0004	-.0002	.0004	.0006	.0002	.0005	-.0005
#2	.0003	.0001	.0000	.0005	.0006	.0004	.0002	.0005	.0003
Check ?	Chk Pass	Chk Pass	Chk Pass	Chk Pass	Chk Pass	Chk Pass	Chk Pass	Chk Pass	Chk Pass
High Limit									
Low Limit									

Elem	V_2924	Zn2062	As1890	Tl1908	Pb2203	Se1960	Sb2068	Al3961	Ca3179
Units	ppm	ppm	ppm	ppm	ppm	ppm	ppm	ppm	ppm
Avg	**.0001**	**.0001**	**.0016**	**.0003**	**-.0003**	**-.0010**	**.0007**	**.0052**	**.0057**
Stddev	.0001	.0001	.0027	.0021	.0014	.0003	.0009	.0044	.0003
%RSD	85.70	74.00	168.8	719.2	550.1	26.14	119.1	83.87	5.710
#1	.0000	.0001	-.0003	-.0012	.0007	-.0008	.0013	.0021	.0059
#2	.0001	.0002	.0036	.0018	-.0013	-.0012	.0001	.0083	.0055
Check ?	Chk Pass	Chk Pass	Chk Pass	Chk Pass	Chk Pass	Chk Pass	Chk Pass	Chk Pass	Chk Pass
High Limit									
Low Limit									

Elem	Fe2599	Mg2790	K_7664	Na5895	B_2089	Mo2020	Pd3404	Si2124	Sn1899
Units	ppm	ppm	ppm	ppm	ppm	ppm	ppm	ppm	ppm
Avg	**.0081**	**.0283**	**.1113**	**.0121**	**.0023**	**.0004**	**.0003**	**.0044**	**-.0001**
Stddev	.0018	.0112	.0055	.0032	.0002	.0001	.0010	.0006	.0007
%RSD	22.36	39.67	4.920	26.86	7.056	19.51	340.2	13.57	805.8
#1	.0068	.0362	.1074	.0144	.0024	.0004	.0010	.0040	.0004
#2	.0094	.0203	.1151	.0098	.0022	.0005	-.0004	.0048	-.0006
Check ?	Chk Pass	Chk Pass	Chk Pass	Chk Pass	Chk Pass	Chk Pass	Chk Pass	Chk Pass	Chk Pass
High Limit									
Low Limit									

Zoom In Zoom Out

Sample Name: ccb Acquired: 6/27/2014 14:13:28 Type: QC
Method: Accutest 2(v151) Mode: CONC Corr. Factor: 1.000000
User: admin Custom ID1: Custom ID2: Custom ID3:
Comment:

Elem	Sr4077	Ti3349	W_2079	Zr3391	S_1820	Bi2230	Li6707
Units	ppm	ppm	ppm	ppm	ppm	ppm	ppm
Avg	**.0002**	**.0010**	**F .0062**	**.0003**	**.0041**	**.0002**	**.0006**
Stddev	.0001	.0001	.0002	.0000	.0022	.0008	.0012
%RSD	59.51	9.740	3.043	7.504	53.19	449.4	186.7
#1	.0002	.0009	.0061	.0004	.0025	-.0004	-.0002
#2	.0001	.0010	.0063	.0003	.0056	.0008	.0014
Check ?	Chk Pass	Chk Pass	Chk Fail	Chk Pass	Chk Pass	Chk Pass	Chk Pass
High Limit			.0050				
Low Limit			-.0050				

Int. Std.	Y_3600	Y_3710	Y_2243	In2306
Units	Cts/S	Cts/S	Cts/S	Cts/S
Avg	**71098.**	**11893.**	**1583.9**	**3691.3**
Stddev	184.	136.	5.6	14.1
%RSD	.25933	1.1408	.35638	.38325
#1	70968.	11797.	1587.9	3701.3
#2	71228.	11989.	1579.9	3681.3

Zoom In Zoom Out

Sample Name: jb69008-25r Acquired: 6/27/2014 14:16:41 Type: Unk
Method: Accutest 2(v151) Mode: CONC Corr. Factor: 1.000000
User: admin Custom ID1: Custom ID2: Custom ID3:
Comment:

Elem	Ba4554	Be3130	Cd2288	Co2286	Cr2677	Cu3247	Mn2576	Ni2316	Ag3280
Avg	**.3933**	**.0096**	**.0030**	**.0721**	**.4012**	**.3330**	**.9342**	**.1262**	**.0123**
Stddev	.0084	.0001	.0001	.0023	.0042	.0008	.0061	.0039	.0029
%RSD	2.140	1.138	4.678	3.236	1.039	.2354	.6564	3.112	23.74
#1	.3993	.0096	.0029	.0737	.3982	.3324	.9299	.1290	.0144
#2	.3874	.0095	.0031	.0704	.4041	.3335	.9385	.1234	.0102

Elem	V_2924	Zn2062	As1890	Tl1908	Pb2203	Se1960	Sb2068	Al3961	Ca3179
Avg	**.5051**	**.4306**	**.0986**	**-.0017**	**.2294**	**.0117**	**.0034**	**127.3**	**23.46**
Stddev	.0029	.0140	.0014	.0029	.0055	.0022	.0015	2.2	.42
%RSD	.5839	3.242	1.418	168.6	2.394	19.20	45.14	1.763	1.803
#1	.5030	.4404	.0996	-.0038	.2333	.0133	.0023	128.9	23.76
#2	.5072	.4207	.0976	.0003	.2256	.0101	.0045	125.8	23.16

Elem	Fe2599	Mg2790	K_7664	Na5895	B_2089	Mo2020	Pd3404	Si2124	Sn1899
Avg	**236.3**	**24.34**	**19.08**	**1.357**	**.1073**	**.0056**	**.0083**	**13.83**	**.0287**
Stddev	3.9	.38	.35	.027	.0028	.0001	.0009	.40	.0012
%RSD	1.646	1.548	1.832	1.974	2.649	2.109	11.32	2.909	4.070
#1	239.0	24.61	19.32	1.376	.1093	.0055	.0090	14.11	.0296
#2	233.5	24.08	18.83	1.338	.1053	.0057	.0077	13.54	.0279

Elem	Sr4077	Ti3349	W_2079	Zr3391	S_1820	Bi2230	Li6707
Avg	**.1342**	**2.261**	**.0178**	**.0523**	**2.720**	**.0435**	**.0989**
Stddev	.0024	.016	.0003	.0002	.077	.0005	.0015
%RSD	1.755	.7196	1.965	.4063	2.844	1.189	1.515
#1	.1359	2.250	.0175	.0525	2.775	.0432	.0999
#2	.1326	2.273	.0180	.0522	2.666	.0439	.0978

Int. Std.	Y_3600	Y_3710	Y_2243	In2306
Avg	**69720.**	**12228.**	**1549.6**	**3324.2**
Stddev	234.	208.	35.3	77.5
%RSD	.33562	1.7024	2.2811	2.3299
#1	69886.	12081.	1524.6	3269.4
#2	69555.	12375.	1574.6	3379.0

Zoom In Zoom Out

Sample Name: jb69008-26r Acquired: 6/27/2014 14:19:46 Type: Unk
Method: Accutest 2(v151) Mode: CONC Corr. Factor: 1.000000
User: admin Custom ID1: Custom ID2: Custom ID3:
Comment:

Elem	Ba4554	Be3130	Cd2288	Co2286	Cr2677	Cu3247	Mn2576	Ni2316	Ag3280
Avg	**.2177**	**.0094**	**.0020**	**.0276**	**.8995**	**.2307**	**.5268**	**.0724**	**.0109**
Stddev	.0042	.0003	.0000	.0003	.0028	.0015	.0048	.0007	.0031
%RSD	1.928	3.668	1.613	1.089	.3151	.6347	.9177	1.026	28.24
#1	.2147	.0091	.0020	.0278	.8975	.2296	.5234	.0729	.0087
#2	.2206	.0096	.0020	.0274	.9015	.2317	.5302	.0718	.0130

Elem	V_2924	Zn2062	As1890	Tl1908	Pb2203	Se1960	Sb2068	Al3961	Ca3179
Avg	**.5935**	**.3192**	**.1460**	**-.0005**	**.2293**	**.0136**	**.0078**	**105.1**	**7.323**
Stddev	.0045	.0021	.0030	.0035	.0025	.0002	.0006	2.1	.158
%RSD	.7607	.6522	2.081	659.1	1.087	1.340	8.279	1.961	2.161
#1	.5903	.3206	.1482	-.0030	.2310	.0137	.0082	103.7	7.211
#2	.5967	.3177	.1439	.0019	.2275	.0135	.0073	106.6	7.435

Elem	Fe2599	Mg2790	K_7664	Na5895	B_2089	Mo2020	Pd3404	Si2124	Sn1899
Avg	**337.6**	**12.23**	**23.53**	**.1857**	**.1461**	**.0054**	**.0124**	**12.06**	**.0242**
Stddev	6.2	.27	.39	.0049	.0000	.0000	.0000	.06	.0005
%RSD	1.833	2.173	1.667	2.613	.0086	.3529	.0453	.4701	2.121
#1	333.3	12.04	23.26	.1822	.1461	.0054	.0124	12.10	.0246
#2	342.0	12.42	23.81	.1891	.1461	.0054	.0124	12.02	.0238

Elem	Sr4077	Ti3349	W_2079	Zr3391	S_1820	Bi2230	Li6707
Avg	**.0481**	**1.855**	**.0158**	**.0701**	**3.780**	**.0389**	**.0607**
Stddev	.0009	.011	.0008	.0007	.022	.0004	.0006
%RSD	1.893	.5903	5.231	.9530	.5785	.9237	.9359
#1	.0475	1.847	.0152	.0697	3.795	.0387	.0603
#2	.0488	1.863	.0163	.0706	3.764	.0392	.0611

Int. Std.	Y_3600	Y_3710	Y_2243	In2306
Avg	**70342.**	**12571.**	**1589.4**	**3457.0**
Stddev	438.	221.	6.0	4.0
%RSD	.62240	1.7593	.37501	.11682
#1	70652.	12727.	1593.6	3459.9
#2	70033.	12415.	1585.2	3454.1

Zoom In Zoom Out

Sample Name: jb69008-28r Acquired: 6/27/2014 14:22:51 Type: Unk
Method: Accutest 2(v151) Mode: CONC Corr. Factor: 1.000000
User: admin Custom ID1: Custom ID2: Custom ID3:
Comment:

Elem	Ba4554	Be3130	Cd2288	Co2286	Cr2677	Cu3247	Mn2576	Ni2316	Ag3280
Avg	**.2549**	**.0064**	**.0066**	**.0263**	**.4638**	**1.369**	**.6928**	**.0908**	**.0102**
Stddev	.0038	.0001	.0002	.0009	.0012	.008	.0006	.0002	.0018
%RSD	1.509	1.012	2.341	3.384	.2529	.5962	.0832	.1832	18.10
#1	.2522	.0064	.0065	.0270	.4646	1.363	.6924	.0907	.0089
#2	.2577	.0063	.0067	.0257	.4629	1.375	.6932	.0909	.0115

Elem	V_2924	Zn2062	As1890	Tl1908	Pb2203	Se1960	Sb2068	Al3961	Ca3179
Avg	**.3886**	**3.290**	**.0793**	**.0007**	**.9357**	**.0106**	**.0287**	**122.2**	**13.66**
Stddev	.0008	.011	.0011	.0003	.0005	.0013	.0008	2.4	.27
%RSD	.2137	.3269	1.381	41.59	.0541	12.43	2.659	1.931	2.006
#1	.3880	3.297	.0801	.0009	.9353	.0097	.0282	120.5	13.46
#2	.3892	3.282	.0785	.0005	.9360	.0116	.0293	123.9	13.85

Elem	Fe2599	Mg2790	K_7664	Na5895	B_2089	Mo2020	Pd3404	Si2124	Sn1899
Avg	**186.3**	**7.894**	**11.29**	**.1975**	**.0688**	**.0057**	**.0091**	**11.12**	**.0482**
Stddev	4.0	.212	.21	.0111	.0001	.0002	.0013	.01	.0001
%RSD	2.165	2.692	1.861	5.608	.2072	2.934	14.22	.0613	.2215
#1	183.4	7.744	11.14	.1896	.0689	.0058	.0082	11.12	.0482
#2	189.1	8.045	11.44	.2053	.0687	.0056	.0100	11.11	.0483

Elem	Sr4077	Ti3349	W_2079	Zr3391	S_1820	Bi2230	Li6707
Avg	**.0962**	**1.986**	**.0137**	**.0636**	**.5482**	**.0410**	**.0497**
Stddev	.0018	.004	.0010	.0006	.0091	.0004	.0001
%RSD	1.897	.1766	6.960	.9709	1.657	1.062	.1343
#1	.0949	1.983	.0144	.0631	.5417	.0413	.0497
#2	.0975	1.988	.0130	.0640	.5546	.0407	.0496

Int. Std.	Y_3600	Y_3710	Y_2243	In2306
Avg	**70131.**	**12389.**	**1585.3**	**3427.1**
Stddev	229.	205.	8.0	19.2
%RSD	.32715	1.6532	.50752	.56157
#1	69969.	12534.	1591.0	3440.7
#2	70293.	12244.	1579.6	3413.5

Zoom In Zoom Out

Sample Name: jb69008-29r Acquired: 6/27/2014 14:25:56 Type: Unk
Method: Accutest 2(v151) Mode: CONC Corr. Factor: 1.000000
User: admin Custom ID1: Custom ID2: Custom ID3:
Comment:

Elem	Ba4554	Be3130	Cd2288	Co2286	Cr2677	Cu3247	Mn2576	Ni2316	Ag3280
Avg	**.8398**	**.0091**	**.0126**	**.0407**	**1.334**	**8.108**	**1.059**	**.1216**	**.0214**
Stddev	.0171	.0001	.0003	.0007	.037	.242	.028	.0011	.0013
%RSD	2.039	1.368	2.636	1.755	2.786	2.981	2.622	.9022	6.286
#1	.8519	.0092	.0129	.0412	1.361	8.279	1.079	.1224	.0205
#2	.8277	.0090	.0124	.0402	1.308	7.938	1.040	.1209	.0224

Elem	V_2924	Zn2062	As1890	Tl1908	Pb2203	Se1960	Sb2068	Al3961	Ca3179
Avg	**.5690**	**2.397**	**.1890**	**-.0040**	**3.131**	**.0212**	**.0805**	**97.07**	**15.87**
Stddev	.0146	.029	.0032	.0004	.032	.0027	.0007	1.79	.27
%RSD	2.563	1.197	1.708	9.713	1.036	12.88	.8718	1.847	1.684
#1	.5793	2.417	.1913	-.0037	3.154	.0231	.0800	98.33	16.05
#2	.5587	2.376	.1867	-.0042	3.109	.0192	.0810	95.80	15.68

Elem	Fe2599	Mg2790	K_7664	Na5895	B_2089	Mo2020	Pd3404	Si2124	Sn1899
Avg	**302.7**	**14.76**	**20.20**	**.3252**	**.1209**	**.0126**	**.0105**	**14.82**	**.2342**
Stddev	5.8	.26	.32	.0047	.0013	.0000	.0015	.15	.0041
%RSD	1.911	1.783	1.576	1.440	1.071	.0412	14.79	1.004	1.733
#1	306.8	14.94	20.43	.3286	.1218	.0126	.0116	14.92	.2371
#2	298.6	14.57	19.98	.3219	.1200	.0126	.0094	14.71	.2313

Elem	Sr4077	Ti3349	W_2079	Zr3391	S_1820	Bi2230	Li6707
Avg	**.1195**	**1.951**	**.0155**	**.0543**	**3.070**	**.0382**	**.0843**
Stddev	.0026	.056	.0018	.0018	.027	.0019	.0013
%RSD	2.169	2.876	11.75	3.401	.8864	4.857	1.530
#1	.1214	1.991	.0142	.0557	3.089	.0395	.0852
#2	.1177	1.911	.0167	.0530	3.051	.0369	.0834

Int. Std.	Y_3600	Y_3710	Y_2243	In2306
Avg	**68566.**	**12262.**	**1566.1**	**3409.1**
Stddev	1650.	164.	2.9	9.8
%RSD	2.4063	1.3408	.18824	.28714
#1	67399.	12146.	1564.0	3402.2
#2	69732.	12379.	1568.2	3416.0

Zoom In Zoom Out

Sample Name: jb69008-30r Acquired: 6/27/2014 14:29:01 Type: Unk
Method: Accutest 2(v151) Mode: CONC Corr. Factor: 1.000000
User: admin Custom ID1: Custom ID2: Custom ID3:
Comment:

Elem	Ba4554	Be3130	Cd2288	Co2286	Cr2677	Cu3247	Mn2576	Ni2316	Ag3280
Avg	**.5814**	**.0102**	**.0312**	**.0511**	**.8491**	**3.799**	**.8448**	**.1422**	**.0200**
Stddev	.0048	.0000	.0007	.0002	.0025	.017	.0010	.0005	.0019
%RSD	.8173	.3881	2.148	.3217	.2960	.4546	.1191	.3511	9.390
#1	.5848	.0102	.0308	.0509	.8509	3.787	.8441	.1418	.0213
#2	.5781	.0101	.0317	.0512	.8474	3.811	.8455	.1425	.0186

Elem	V_2924	Zn2062	As1890	Tl1908	Pb2203	Se1960	Sb2068	Al3961	Ca3179
Avg	**.5714**	**2.263**	**.1280**	**-.0040**	**1.585**	**.0170**	**.0317**	**127.4**	**27.36**
Stddev	.0012	.010	.0010	.0018	.007	.0001	.0016	1.0	.15
%RSD	.2090	.4287	.7969	45.46	.4289	.3763	5.111	.8179	.5477
#1	.5723	2.257	.1287	-.0027	1.580	.0170	.0328	128.1	27.47
#2	.5706	2.270	.1273	-.0053	1.590	.0169	.0305	126.6	27.26

Elem	Fe2599	Mg2790	K_7664	Na5895	B_2089	Mo2020	Pd3404	Si2124	Sn1899
Avg	**300.6**	**21.94**	**21.50**	**.4705**	**.1865**	**.0102**	**.0162**	**9.096**	**.1546**
Stddev	2.6	.07	.16	.0018	.0029	.0002	.0003	.080	.0003
%RSD	.8545	.3208	.7661	.3893	1.549	2.133	2.090	.8765	.1889
#1	302.4	21.99	21.62	.4717	.1844	.0103	.0165	9.040	.1544
#2	298.8	21.89	21.38	.4692	.1885	.0100	.0160	9.153	.1548

Elem	Sr4077	Ti3349	W_2079	Zr3391	S_1820	Bi2230	Li6707
Avg	**.1495**	**2.321**	**.0105**	**.0812**	**4.116**	**.0478**	**.1059**
Stddev	.0015	.006	.0033	.0003	.029	.0005	.0003
%RSD	1.025	.2548	31.55	.4037	.7016	1.126	.2874
#1	.1506	2.316	.0128	.0814	4.096	.0482	.1061
#2	.1484	2.325	.0081	.0810	4.137	.0475	.1057

Int. Std.	Y_3600	Y_3710	Y_2243	In2306
Avg	**70289.**	**12345.**	**1577.5**	**3413.4**
Stddev	4.	47.	13.9	22.3
%RSD	.00622	.38414	.88137	.65270
#1	70286.	12312.	1587.4	3429.1
#2	70292.	12379.	1567.7	3397.6

Zoom In Zoom Out

Sample Name: jb69008-31r Acquired: 6/27/2014 14:32:05 Type: Unk
Method: Accutest 2(v151) Mode: CONC Corr. Factor: 1.000000
User: admin Custom ID1: Custom ID2: Custom ID3:
Comment:

Elem	Ba4554	Be3130	Cd2288	Co2286	Cr2677	Cu3247	Mn2576	Ni2316	Ag3280
Avg	**.2999**	**.0109**	**.0016**	**.0355**	**.5833**	**.3037**	**.5867**	**.0966**	**.0166**
Stddev	.0110	.0002	.0001	.0002	.0058	.0003	.0034	.0008	.0066
%RSD	3.673	1.617	3.735	.6423	1.002	.0862	.5796	.8357	39.73
#1	.3077	.0110	.0016	.0357	.5792	.3039	.5842	.0972	.0212
#2	.2921	.0108	.0017	.0354	.5875	.3036	.5891	.0960	.0119

Elem	V_2924	Zn2062	As1890	Tl1908	Pb2203	Se1960	Sb2068	Al3961	Ca3179
Avg	**.6130**	**.3883**	**.1317**	**-.0002**	**.1735**	**.0100**	**.0038**	**120.3**	**5.360**
Stddev	.0045	.0017	.0031	.0008	.0025	.0026	.0008	4.1	.175
%RSD	.7409	.4327	2.377	364.0	1.459	25.98	20.32	3.436	3.260
#1	.6098	.3895	.1339	.0003	.1753	.0119	.0032	123.2	5.483
#2	.6162	.3871	.1295	-.0008	.1717	.0082	.0043	117.3	5.236

Elem	Fe2599	Mg2790	K_7664	Na5895	B_2089	Mo2020	Pd3404	Si2124	Sn1899
Avg	**297.2**	**20.16**	**25.40**	**.1794**	**.1422**	**.0073**	**.0126**	**9.954**	**.0225**
Stddev	9.9	.69	.84	.0059	.0007	.0003	.0008	.018	.0011
%RSD	3.343	3.412	3.322	3.285	.4856	3.895	6.690	.1754	4.685
#1	304.2	20.64	25.99	.1836	.1418	.0075	.0132	9.966	.0218
#2	290.1	19.67	24.80	.1752	.1427	.0071	.0120	9.942	.0233

Elem	Sr4077	Ti3349	W_2079	Zr3391	S_1820	Bi2230	Li6707
Avg	**.0420**	**2.579**	**.0117**	**.0805**	**2.758**	**.0514**	**.1094**
Stddev	.0015	.011	.0014	.0002	.002	.0011	.0041
%RSD	3.608	.4345	11.89	.2077	.0819	2.198	3.768
#1	.0431	2.571	.0127	.0803	2.759	.0506	.1123
#2	.0409	2.586	.0107	.0806	2.756	.0522	.1064

Int. Std.	Y_3600	Y_3710	Y_2243	In2306
Avg	**69923.**	**12105.**	**1563.9**	**3414.0**
Stddev	277.	347.	3.6	.6
%RSD	.39646	2.8644	.23139	.01827
#1	70119.	11860.	1566.5	3414.4
#2	69727.	12350.	1561.4	3413.6

Zoom In Zoom Out

Sample Name: jb69008-33r Acquired: 6/27/2014 14:35:09 Type: Unk
Method: Accutest 2(v151) Mode: CONC Corr. Factor: 1.000000
User: admin Custom ID1: Custom ID2: Custom ID3:
Comment:

Elem	Ba4554	Be3130	Cd2288	Co2286	Cr2677	Cu3247	Mn2576	Ni2316	Ag3280
Avg	**.7533**	**.0072**	**.0044**	**.0775**	**.2960**	**.7341**	**7.570**	**.1482**	**.0085**
Stddev	.0024	.0000	.0000	.0002	.0013	.0036	.025	.0006	.0012
%RSD	.3154	.6278	.7824	.2126	.4285	.4869	.3263	.4277	14.45
#1	.7516	.0071	.0044	.0774	.2951	.7315	7.588	.1487	.0076
#2	.7550	.0072	.0044	.0776	.2969	.7366	7.553	.1478	.0094

Elem	V_2924	Zn2062	As1890	Tl1908	Pb2203	Se1960	Sb2068	Al3961	Ca3179
Avg	**.6976**	**.7646**	**.0578**	**-.0022**	**.6630**	**.0017**	**.0080**	**75.07**	**1055.**
Stddev	.0045	.0009	.0007	.0015	.0000	.0010	.0001	.30	3.
%RSD	.6390	.1130	1.233	67.02	.0067	56.20	1.616	.4003	.2996
#1	.6944	.7653	.0583	-.0012	.6629	.0024	.0081	74.86	1053.
#2	.7007	.7640	.0573	-.0033	.6630	.0011	.0079	75.28	1058.

Elem	Fe2599	Mg2790	K_7664	Na5895	B_2089	Mo2020	Pd3404	Si2124	Sn1899
Avg	**191.7**	**179.1**	**10.54**	**3.496**	**.2166**	**.0060**	**.0651**	**7.955**	**.0359**
Stddev	.9	.9	.02	.015	.0028	.0000	.0021	.033	.0010
%RSD	.4726	.5051	.2287	.4353	1.283	.0185	3.181	.4136	2.786
#1	191.1	178.4	10.52	3.485	.2147	.0060	.0666	7.932	.0352
#2	192.3	179.7	10.56	3.506	.2186	.0060	.0637	7.979	.0366

Elem	Sr4077	Ti3349	W_2079	Zr3391	S_1820	Bi2230	Li6707
Avg	**5.328**	**3.772**	**.0338**	**.0844**	**12.46**	**.1166**	**.1619**
Stddev	.105	.018	.0008	.0004	.07	.0008	.0001
%RSD	1.963	.4782	2.413	.5087	.5687	.6931	.0355
#1	5.254	3.760	.0332	.0841	12.41	.1160	.1619
#2	5.402	3.785	.0344	.0847	12.51	.1172	.1620

Int. Std.	Y_3600	Y_3710	Y_2243	In2306
Avg	**62842.**	**11839.**	**1412.3**	**2814.0**
Stddev	157.	58.	15.4	23.6
%RSD	.25046	.49118	1.0904	.83921
#1	62953.	11880.	1423.2	2830.7
#2	62731.	11798.	1401.4	2797.3

Zoom In Zoom Out

Sample Name: ccv Acquired: 6/27/2014 15:04:21 Type: QC
Method: Accutest 2(v151) Mode: CONC Corr. Factor: 1.000000
User: admin Custom ID1: Custom ID2: Custom ID3:
Comment:

Elem	Ba4554	Be3130	Cd2288	Co2286	Cr2677	Cu3247	Mn2576	Ni2316	Ag3280
Units	ppm	ppm	ppm	ppm	ppm	ppm	ppm	ppm	ppm
Avg	**2.199**	**1.939**	**1.962**	**2.016**	**2.128**	**2.037**	**2.158**	**2.038**	**.2565**
Stddev	.015	.014	.019	.016	.017	.023	.020	.017	.0025
%RSD	.6653	.7091	.9462	.7987	.7784	1.127	.9247	.8102	.9572
#1	2.209	1.949	1.975	2.028	2.139	2.053	2.172	2.050	.2582
#2	2.189	1.930	1.949	2.005	2.116	2.021	2.144	2.026	.2547
Check ?	Chk Pass	Chk Pass	Chk Pass	Chk Pass	Chk Pass	Chk Pass	Chk Pass	Chk Pass	Chk Pass
Value									
Range									

Elem	V_2924	Zn2062	As1890	Tl1908	Pb2203	Se1960	Sb2068	Al3961	Ca3179
Units	ppm	ppm	ppm	ppm	ppm	ppm	ppm	ppm	ppm
Avg	**2.070**	**2.076**	**1.989**	**2.077**	**2.051**	**1.977**	**2.133**	**39.92**	**40.42**
Stddev	.021	.016	.022	.022	.020	.022	.019	.22	.23
%RSD	.9910	.7864	1.091	1.080	.9495	1.120	.9033	.5571	.5753
#1	2.084	2.088	2.004	2.093	2.065	1.992	2.147	40.08	40.59
#2	2.055	2.065	1.973	2.061	2.037	1.961	2.120	39.76	40.26
Check ?	Chk Pass	Chk Pass	Chk Pass	Chk Pass	Chk Pass	Chk Pass	Chk Pass	Chk Pass	Chk Pass
Value									
Range									

Elem	Fe2599	Mg2790	K_7664	Na5895	B_2089	Mo2020	Pd3404	Si2124	Sn1899
Units	ppm	ppm	ppm	ppm	ppm	ppm	ppm	ppm	ppm
Avg	**38.89**	**40.49**	**39.37**	**39.52**	**2.000**	**2.011**	**2.013**	**4.920**	**2.052**
Stddev	.28	.16	.34	.31	.022	.017	.017	.045	.017
%RSD	.7126	.3976	.8681	.7902	1.080	.8547	.8538	.9162	.8450
#1	39.08	40.61	39.62	39.74	2.016	2.023	2.025	4.952	2.064
#2	38.69	40.38	39.13	39.30	1.985	1.998	2.001	4.888	2.040
Check ?	Chk Pass	Chk Pass	Chk Pass	Chk Pass	Chk Pass	Chk Pass	Chk Pass	Chk Pass	Chk Pass
Value									
Range									

Zoom In Zoom Out

Sample Name: ccv Acquired: 6/27/2014 15:04:21 Type: QC
Method: Accutest 2(v151) Mode: CONC Corr. Factor: 1.000000
User: admin Custom ID1: Custom ID2: Custom ID3:
Comment:

Elem	Sr4077	Ti3349	W_2079	Zr3391	S_1820	Bi2230	Li6707
Units	ppm	ppm	ppm	ppm	ppm	ppm	ppm
Avg	F **2.249**	**2.165**	**2.029**	**1.983**	**1.948**	**1.966**	**1.967**
Stddev	.017	.009	.025	.010	.021	.023	.017
%RSD	.7730	.3994	1.246	.5099	1.103	1.191	.8398
#1	2.262	2.171	2.047	1.991	1.963	1.982	1.979
#2	2.237	2.159	2.011	1.976	1.933	1.949	1.955
Check ?	Chk Fail	Chk Pass	Chk Pass	Chk Pass	Chk Pass	Chk Pass	Chk Pass
Value	2.000						
Range	10.00%						

Int. Std.	Y_3600	Y_3710	Y_2243	In2306
Units	Cts/S	Cts/S	Cts/S	Cts/S
Avg	**64683.**	**11854.**	**1546.3**	**3333.4**
Stddev	286.	46.	4.5	9.1
%RSD	.44224	.38438	.28812	.27404
#1	64480.	11822.	1543.2	3327.0
#2	64885.	11886.	1549.5	3339.9

Zoom In Zoom Out

Sample Name: ccb Acquired: 6/27/2014 15:09:18 Type: QC
Method: Accutest 2(v151) Mode: CONC Corr. Factor: 1.000000
User: admin Custom ID1: Custom ID2: Custom ID3:
Comment:

Elem	Ba4554	Be3130	Cd2288	Co2286	Cr2677	Cu3247	Mn2576	Ni2316	Ag3280
Units	ppm	ppm	ppm	ppm	ppm	ppm	ppm	ppm	ppm
Avg	**.0001**	**.0002**	**.0002**	**-.0001**	**.0003**	**-.0001**	**.0002**	**.0009**	**.0000**
Stddev	.0002	.0000	.0000	.0002	.0000	.0007	.0001	.0002	.0003
%RSD	285.5	15.11	7.242	161.8	8.413	890.7	26.89	19.32	2022.
#1	.0002	.0002	.0002	-.0002	.0003	.0004	.0003	.0008	-.0002
#2	-.0001	.0002	.0002	.0000	.0003	-.0006	.0002	.0010	.0002
Check ?	Chk Pass	Chk Pass	Chk Pass	Chk Pass	Chk Pass	Chk Pass	Chk Pass	Chk Pass	Chk Pass
High Limit									
Low Limit									

Elem	V_2924	Zn2062	As1890	Tl1908	Pb2203	Se1960	Sb2068	Al3961	Ca3179
Units	ppm	ppm	ppm	ppm	ppm	ppm	ppm	ppm	ppm
Avg	**.0001**	**.0003**	**.0023**	**.0005**	**-.0010**	**-.0008**	**.0010**	**.0004**	**.0043**
Stddev	.0003	.0001	.0009	.0013	.0002	.0017	.0016	.0011	.0001
%RSD	447.9	39.40	40.16	285.3	15.65	214.5	154.3	239.1	1.831
#1	-.0001	.0004	.0017	.0014	-.0009	-.0020	-.0001	.0012	.0044
#2	.0003	.0002	.0030	-.0005	-.0011	.0004	.0021	-.0003	.0043
Check ?	Chk Pass	Chk Pass	Chk Pass	Chk Pass	Chk Pass	Chk Pass	Chk Pass	Chk Pass	Chk Pass
High Limit									
Low Limit									

Elem	Fe2599	Mg2790	K_7664	Na5895	B_2089	Mo2020	Pd3404	Si2124	Sn1899
Units	ppm	ppm	ppm	ppm	ppm	ppm	ppm	ppm	ppm
Avg	**.0053**	**.0063**	**.1287**	**.0234**	**.0033**	**.0005**	**.0013**	**.0047**	**.0005**
Stddev	.0003	.0203	.0390	.0013	.0010	.0002	.0010	.0013	.0004
%RSD	6.112	322.7	30.33	5.355	30.36	52.61	73.39	26.93	89.71
#1	.0050	.0206	.1563	.0225	.0040	.0003	.0020	.0038	.0002
#2	.0055	-.0080	.1011	.0243	.0026	.0006	.0006	.0056	.0008
Check ?	Chk Pass	Chk Pass	Chk Pass	Chk Pass	Chk Pass	Chk Pass	Chk Pass	Chk Pass	Chk Pass
High Limit									
Low Limit									

Zoom In Zoom Out

Sample Name: ccb Acquired: 6/27/2014 15:09:18 Type: QC
Method: Accutest 2(v151) Mode: CONC Corr. Factor: 1.000000
User: admin Custom ID1: Custom ID2: Custom ID3:
Comment:

Elem	Sr4077	Ti3349	W_2079	Zr3391	S_1820	Bi2230	Li6707
Units	ppm	ppm	ppm	ppm	ppm	ppm	ppm
Avg	**.0002**	**.0001**	**.0046**	**.0003**	**.0001**	**.0006**	**.0018**
Stddev	.0000	.0001	.0000	.0001	.0005	.0006	.0006
%RSD	11.87	92.13	.6441	30.52	450.7	92.20	30.97
#1	.0002	.0002	.0046	.0004	-.0002	.0002	.0022
#2	.0002	.0000	.0046	.0003	.0004	.0011	.0014
Check ?	Chk Pass	Chk Pass	Chk Pass	Chk Pass	Chk Pass	Chk Pass	Chk Pass
High Limit							
Low Limit							

Int. Std.	Y_3600	Y_3710	Y_2243	In2306
Units	Cts/S	Cts/S	Cts/S	Cts/S
Avg	**68438.**	**12025.**	**1609.4**	**3727.1**
Stddev	194.	67.	.2	4.0
%RSD	.28370	.55375	.01424	.10724
#1	68575.	11978.	1609.3	3724.3
#2	68300.	12072.	1609.6	3730.0

Zoom In Zoom Out

Sample Name: cri Acquired: 6/27/2014 15:16:36 Type: QC
Method: Accutest 2(v151) Mode: CONC Corr. Factor: 1.000000
User: admin Custom ID1: Custom ID2: Custom ID3:
Comment:

Elem	Ba4554	Be3130	Cd2288	Co2286	Cr2677	Cu3247	Mn2576	Ni2316	Ag3280
Units	ppm	ppm	ppm	ppm	ppm	ppm	ppm	ppm	ppm
Avg	**.2289**	**.0022**	**.0034**	**.0504**	**.0115**	**.0100**	**.0168**	**.0106**	**.0049**
Stddev	.0047	.0000	.0000	.0014	.0004	.0004	.0001	.0001	.0000
%RSD	2.056	.8065	1.249	2.714	3.861	4.451	.8632	.8246	.7428
#1	.2323	.0022	.0035	.0514	.0118	.0103	.0167	.0107	.0049
#2	.2256	.0022	.0034	.0495	.0112	.0096	.0169	.0105	.0049
Check ?	Chk Pass	Chk Pass	Chk Pass	Chk Pass	Chk Pass	Chk Pass	Chk Pass	Chk Pass	Chk Pass
Value									
Range									

Elem	V_2924	Zn2062	As1890	Tl1908	Pb2203	Se1960	Sb2068	Al3961	Ca3179
Units	ppm	ppm	ppm	ppm	ppm	ppm	ppm	ppm	ppm
Avg	**.0577**	**.0244**	**.0100**	**.0112**	**.0026**	**.0096**	**.0062**	**.2066**	**5.270**
Stddev	.0002	.0001	.0004	.0007	.0003	.0009	.0009	.0058	.103
%RSD	.3131	.6090	4.429	6.091	10.80	9.688	13.76	2.792	1.965
#1	.0576	.0245	.0097	.0117	.0028	.0089	.0056	.2107	5.343
#2	.0578	.0243	.0103	.0107	.0024	.0102	.0068	.2025	5.196
Check ?	Chk Pass	Chk Pass	Chk Pass	Chk Pass	Chk Pass	Chk Pass	Chk Pass	Chk Pass	Chk Pass
Value									
Range									

Elem	Fe2599	Mg2790	K_7664	Na5895	B_2089	Mo2020	Pd3404	Si2124	Sn1899
Units	ppm	ppm	ppm	ppm	ppm	ppm	ppm	ppm	ppm
Avg	**.1068**	**5.287**	**5.150**	**5.130**	**.1062**	**.0206**	**.0547**	**.2057**	**.0106**
Stddev	.0027	.124	.053	.077	.0008	.0003	.0004	.0007	.0006
%RSD	2.545	2.344	1.036	1.509	.7217	1.274	.6692	.3458	6.155
#1	.1087	5.375	5.188	5.184	.1067	.0207	.0549	.2063	.0101
#2	.1048	5.200	5.113	5.075	.1056	.0204	.0544	.2052	.0110
Check ?	Chk Pass	Chk Pass	Chk Pass	Chk Pass	Chk Pass	Chk Pass	Chk Pass	Chk Pass	Chk Pass
Value									
Range									

Zoom In Zoom Out

Sample Name: cri Acquired: 6/27/2014 15:16:36 Type: QC
Method: Accutest 2(v151) Mode: CONC Corr. Factor: 1.000000
User: admin Custom ID1: Custom ID2: Custom ID3:
Comment:

Elem	Sr4077	Ti3349	W_2079	Zr3391	S_1820	Bi2230	Li6707
Units	ppm	ppm	ppm	ppm	ppm	ppm	ppm
Avg	**.0120**	**.0110**	**.0572**	**.0105**	**.0497**	**.0215**	**.0214**
Stddev	.0001	.0003	.0017	.0001	.0003	.0004	.0011
%RSD	.9799	3.048	2.990	.6439	.6814	1.679	5.271
#1	.0121	.0112	.0584	.0104	.0495	.0217	.0222
#2	.0119	.0108	.0560	.0105	.0500	.0212	.0206
Check ?	Chk Pass	Chk Pass	Chk Pass	Chk Pass	Chk Pass	Chk Pass	Chk Pass
Value							
Range							

Int. Std.	Y_3600	Y_3710	Y_2243	In2306
Units	Cts/S	Cts/S	Cts/S	Cts/S
Avg	**67341.**	**11873.**	**1591.0**	**3641.9**
Stddev	374.	206.	9.8	21.8
%RSD	.55519	1.7332	.61355	.59891
#1	67606.	11727.	1584.1	3626.5
#2	67077.	12018.	1597.9	3657.3

Zoom In Zoom Out

Sample Name: cria Acquired: 6/27/2014 15:20:46 Type: QC
Method: Accutest 2(v151) Mode: CONC Corr. Factor: 1.000000
User: admin Custom ID1: Custom ID2: Custom ID3:
Comment:

Elem	Ba4554	Be3130	Cd2288	Co2286	Cr2677	Cu3247	Mn2576	Ni2316	Ag3280
Units	ppm	ppm	ppm	ppm	ppm	ppm	ppm	ppm	ppm
Avg	**.0000**	**-.0000**	**.0002**	**-.0001**	**.0001**	**-.0004**	**-.0000**	**.0004**	**-.0008**
Stddev	.0002	.0000	.0002	.0001	.0002	.0006	.0000	.0005	.0003
%RSD	1466.	99.56	85.82	73.22	245.1	148.3	428.0	135.8	37.38
#1	.0001	-.0000	.0001	-.0001	.0003	-.0008	.0000	.0008	-.0010
#2	-.0001	-.0000	.0003	-.0000	-.0001	.0000	-.0000	.0000	-.0006
Check ?	None	None	None	None	None	None	None	None	None
Value									
Range									

Elem	V_2924	Zn2062	As1890	Tl1908	Pb2203	Se1960	Sb2068	Al3961	Ca3179
Units	ppm	ppm	ppm	ppm	ppm	ppm	ppm	ppm	ppm
Avg	**.0001**	**.0008**	**.0203**	**-.0006**	**.0199**	**.0177**	**.0217**	**.5157**	**-.0004**
Stddev	.0001	.0002	.0001	.0002	.0002	.0020	.0009	.0194	.0016
%RSD	132.5	23.88	.4729	40.07	1.071	11.25	4.369	3.753	377.4
#1	.0000	.0009	.0204	-.0008	.0197	.0191	.0224	.5293	-.0015
#2	.0002	.0007	.0203	-.0004	.0200	.0163	.0211	.5020	.0007
Check ?	None	None	Chk Pass	None	Chk Pass	Chk Pass	Chk Pass	Chk Pass	None
Value									
Range									

Elem	Fe2599	Mg2790	K_7664	Na5895	B_2089	Mo2020	Pd3404	Si2124	Sn1899
Units	ppm	ppm	ppm	ppm	ppm	ppm	ppm	ppm	ppm
Avg	**.5290**	**.0271**	**.1063**	**-.0001**	**.0009**	**-.0000**	**.0001**	**.0019**	**-.0008**
Stddev	.0039	.0161	.0139	.0050	.0000	.0000	.0001	.0004	.0005
%RSD	.7296	59.47	13.10	6280.	3.398	2971.	112.0	19.86	69.45
#1	.5317	.0157	.0964	-.0036	.0009	-.0000	.0002	.0016	-.0011
#2	.5263	.0385	.1161	.0034	.0009	.0000	.0000	.0022	-.0004
Check ?	Chk Pass	None	None	None	None	None	None	None	None
Value									
Range									

Zoom In Zoom Out

Sample Name: cria Acquired: 6/27/2014 15:20:46 Type: QC
Method: Accutest 2(v151) Mode: CONC Corr. Factor: 1.000000
User: admin Custom ID1: Custom ID2: Custom ID3:
Comment:

Elem	Sr4077	Ti3349	W_2079	Zr3391	S_1820	Bi2230	Li6707
Units	ppm	ppm	ppm	ppm	ppm	ppm	ppm
Avg	**-.0001**	**-.0001**	**.0011**	**-.0001**	**.0004**	**.0011**	**.0005**
Stddev	.0001	.0000	.0004	.0001	.0036	.0002	.0003
%RSD	104.6	12.64	33.53	112.4	824.9	16.66	64.69
#1	-.0001	-.0001	.0008	-.0000	-.0021	.0009	.0003
#2	-.0000	-.0001	.0014	-.0002	.0030	.0012	.0008
Check ?	None	None	None	None	None	None	None
Value							
Range							

Int. Std.	Y_3600	Y_3710	Y_2243	In2306
Units	Cts/S	Cts/S	Cts/S	Cts/S
Avg	**68497.**	**11986.**	**1607.8**	**3722.9**
Stddev	66.	84.	12.7	29.2
%RSD	.09700	.69790	.78783	.78444
#1	68544.	11927.	1598.8	3702.2
#2	68450.	12045.	1616.7	3743.5

Zoom In Zoom Out

Sample Name: ccv Acquired: 6/27/2014 15:28:50 Type: QC
Method: Accutest 2(v151) Mode: CONC Corr. Factor: 1.000000
User: admin Custom ID1: Custom ID2: Custom ID3:
Comment:

Elem	Ba4554	Be3130	Cd2288	Co2286	Cr2677	Cu3247	Mn2576	Ni2316	Ag3280
Units	ppm	ppm	ppm	ppm	ppm	ppm	ppm	ppm	ppm
Avg	F **2.201**	**1.961**	**1.972**	**2.005**	**2.107**	**2.028**	**2.128**	**2.036**	**.2547**
Stddev	.015	.010	.008	.012	.007	.000	.013	.011	.0013
%RSD	.6845	.5187	.4219	.5843	.3294	.0102	.5997	.5454	.5247
#1	2.211	1.969	1.978	2.013	2.102	2.028	2.119	2.044	.2538
#2	2.190	1.954	1.966	1.996	2.112	2.028	2.137	2.028	.2557
Check ?	Chk Fail	Chk Pass	Chk Pass	Chk Pass	Chk Pass	Chk Pass	Chk Pass	Chk Pass	Chk Pass
Value	2.000								
Range	10.00%								

Elem	V_2924	Zn2062	As1890	Tl1908	Pb2203	Se1960	Sb2068	Al3961	Ca3179
Units	ppm	ppm	ppm	ppm	ppm	ppm	ppm	ppm	ppm
Avg	**2.052**	**2.076**	**1.980**	**2.076**	**2.048**	**1.983**	**2.154**	**39.64**	**40.28**
Stddev	.008	.007	.007	.010	.008	.001	.013	.19	.18
%RSD	.3947	.3326	.3654	.4771	.3911	.0495	.6204	.4704	.4421
#1	2.046	2.081	1.985	2.083	2.053	1.984	2.164	39.77	40.40
#2	2.058	2.071	1.975	2.069	2.042	1.982	2.145	39.51	40.15
Check ?	Chk Pass	Chk Pass	Chk Pass	Chk Pass	Chk Pass	Chk Pass	Chk Pass	Chk Pass	Chk Pass
Value									
Range									

Elem	Fe2599	Mg2790	K_7664	Na5895	B_2089	Mo2020	Pd3404	Si2124	Sn1899
Units	ppm	ppm	ppm	ppm	ppm	ppm	ppm	ppm	ppm
Avg	**39.09**	**40.09**	**39.42**	**39.27**	**2.001**	**2.017**	**2.019**	**4.920**	**2.052**
Stddev	.18	.21	.25	.26	.009	.011	.009	.025	.010
%RSD	.4582	.5208	.6425	.6510	.4511	.5299	.4430	.5094	.4920
#1	39.22	40.24	39.60	39.45	2.007	2.024	2.025	4.938	2.059
#2	38.97	39.94	39.24	39.08	1.994	2.009	2.013	4.903	2.044
Check ?	Chk Pass	Chk Pass	Chk Pass	Chk Pass	Chk Pass	Chk Pass	Chk Pass	Chk Pass	Chk Pass
Value									
Range									

Zoom In Zoom Out

Sample Name: ccv Acquired: 6/27/2014 15:28:50 Type: QC
Method: Accutest 2(v151) Mode: CONC Corr. Factor: 1.000000
User: admin Custom ID1: Custom ID2: Custom ID3:
Comment:

Elem	Sr4077	Ti3349	W_2079	Zr3391	S_1820	Bi2230	Li6707
Units	ppm	ppm	ppm	ppm	ppm	ppm	ppm
Avg	F **2.264**	**2.167**	**2.045**	**1.986**	**1.949**	**1.980**	**1.949**
Stddev	.015	.001	.013	.000	.013	.005	.014
%RSD	.6390	.0623	.6296	.0152	.6687	.2712	.7009
#1	2.274	2.166	2.054	1.985	1.958	1.984	1.958
#2	2.253	2.168	2.036	1.986	1.939	1.976	1.939
Check ?	Chk Fail	Chk Pass	Chk Pass	Chk Pass	Chk Pass	Chk Pass	Chk Pass
Value	2.000						
Range	10.00%						

Int. Std.	Y_3600	Y_3710	Y_2243	In2306
Units	Cts/S	Cts/S	Cts/S	Cts/S
Avg	**64914.**	**11898.**	**1536.5**	**3326.3**
Stddev	220.	39.	3.5	7.6
%RSD	.33822	.33027	.22851	.22720
#1	65069.	11870.	1534.0	3321.0
#2	64758.	11926.	1539.0	3331.7

Zoom In Zoom Out

Sample Name: ccb Acquired: 6/27/2014 15:36:31 Type: QC
Method: Accutest 2(v151) Mode: CONC Corr. Factor: 1.000000
User: admin Custom ID1: Custom ID2: Custom ID3:
Comment:

Elem	Ba4554	Be3130	Cd2288	Co2286	Cr2677	Cu3247	Mn2576	Ni2316	Ag3280
Units	ppm	ppm	ppm	ppm	ppm	ppm	ppm	ppm	ppm
Avg	**-.0002**	**.0002**	**.0001**	**.0000**	**.0002**	**-.0002**	**.0001**	**.0007**	**-.0003**
Stddev	.0001	.0000	.0001	.0002	.0002	.0002	.0000	.0002	.0003
%RSD	90.20	9.823	71.14	674.0	100.7	133.4	25.85	28.70	106.7
#1	-.0003	.0002	.0001	-.0001	.0003	-.0003	.0001	.0006	-.0001
#2	-.0001	.0001	.0002	.0001	.0000	-.0000	.0001	.0009	-.0005
Check ?	Chk Pass	Chk Pass	Chk Pass	Chk Pass	Chk Pass	Chk Pass	Chk Pass	Chk Pass	Chk Pass
High Limit									
Low Limit									

Elem	V_2924	Zn2062	As1890	Tl1908	Pb2203	Se1960	Sb2068	Al3961	Ca3179
Units	ppm	ppm	ppm	ppm	ppm	ppm	ppm	ppm	ppm
Avg	**.0002**	**.0004**	F **.0030**	**-.0005**	**-.0007**	**-.0022**	**.0013**	**.0016**	**.0042**
Stddev	.0002	.0001	.0022	.0000	.0001	.0034	.0007	.0012	.0015
%RSD	91.73	30.87	71.19	1.125	20.64	158.8	58.09	75.34	34.82
#1	.0004	.0004	.0015	-.0005	-.0006	-.0046	.0018	.0007	.0031
#2	.0001	.0003	.0046	-.0005	-.0008	.0003	.0008	.0024	.0052
Check ?	Chk Pass	Chk Pass	Chk Fail	Chk Pass	Chk Pass	Chk Pass	Chk Pass	Chk Pass	Chk Pass
High Limit			.0027						
Low Limit			-.0027						

Elem	Fe2599	Mg2790	K_7664	Na5895	B_2089	Mo2020	Pd3404	Si2124	Sn1899
Units	ppm	ppm	ppm	ppm	ppm	ppm	ppm	ppm	ppm
Avg	**.0007**	**.0080**	**.1188**	**.0127**	**.0026**	**-.0001**	**.0001**	**.0013**	**-.0000**
Stddev	.0012	.0217	.0160	.0050	.0005	.0003	.0003	.0008	.0008
%RSD	175.8	270.8	13.51	39.64	18.43	397.3	290.0	58.71	31980.
#1	-.0002	.0233	.1075	.0163	.0029	.0001	.0003	.0008	.0005
#2	.0016	-.0073	.1301	.0091	.0022	-.0003	-.0001	.0019	-.0005
Check ?	Chk Pass	Chk Pass	Chk Pass	Chk Pass	Chk Pass	Chk Pass	Chk Pass	Chk Pass	Chk Pass
High Limit									
Low Limit									

Zoom In Zoom Out

Sample Name: ccb Acquired: 6/27/2014 15:36:31 Type: QC
Method: Accutest 2(v151) Mode: CONC Corr. Factor: 1.000000
User: admin Custom ID1: Custom ID2: Custom ID3:
Comment:

Elem	Sr4077	Ti3349	W_2079	Zr3391	S_1820	Bi2230	Li6707
Units	ppm	ppm	ppm	ppm	ppm	ppm	ppm
Avg	**.0000**	**-.0004**	F **.0069**	**-.0000**	**.0000**	**.0006**	**.0008**
Stddev	.0000	.0002	.0009	.0001	.0009	.0007	.0007
%RSD	112.6	57.54	13.01	514.7	3406.	106.1	86.88
#1	.0000	-.0003	.0063	.0001	-.0006	.0002	.0013
#2	.0000	-.0006	.0075	-.0001	.0006	.0011	.0003
Check ?	Chk Pass	Chk Pass	Chk Fail	Chk Pass	Chk Pass	Chk Pass	Chk Pass
High Limit			.0050				
Low Limit			-.0050				

Int. Std.	Y_3600	Y_3710	Y_2243	In2306
Units	Cts/S	Cts/S	Cts/S	Cts/S
Avg	**68642.**	**12053.**	**1594.0**	**3702.5**
Stddev	121.	91.	7.9	15.5
%RSD	.17596	.75365	.49833	.41953
#1	68556.	11989.	1588.4	3691.5
#2	68727.	12117.	1599.6	3713.5

Element, Wavelength and Order	Use?	# IECs	IEC	k1	k2	Calc-in-fit?
Ba 455.403 { 74}	☒	3	Mg	0.000001	0.000000	No
			Al	0.000002	0.000000	No
			Zr	0.002000	0.000000	No
Be 313.042 {108}	☒	12	V	0.000070	0.000000	No
			Mo	-0.000017	0.000000	No
			Ti	-0.001030	0.000000	No
			Mn	0.000022	0.000000	No
			Ba	-0.000000	0.000000	No
			Co	-0.000004	0.000000	No
			Ni	-0.000050	0.000000	No
			Ca	-0.000000	0.000000	No
			Cu	0.000014	0.000000	No
			Zn	-0.000010	0.000000	No
			Fe	0.000000	0.000000	No
			Cr	0.000008	0.000000	No
Cd 228.802 {448}	☒	14	As	0.005000	0.000000	No
			Ni	-0.000184	0.000000	No
			Fe	0.000010	0.000000	No
			V	-0.000139	0.000000	No
			Ba	0.000046	0.000000	No
			Co	-0.004524	0.000000	No
			Sr	-0.000006	0.000000	No
			Ca	-0.000000	0.000000	No
			Mn	0.000013	0.000000	No
			Cr	-0.000010	0.000000	No
			Si	-0.000005	0.000000	No
			Cu	-0.000276	0.000000	No
			W	-0.001300	0.000000	No
			Al	-0.000002	0.000000	No
Co 228.616 {448}	☒	10	Fe	0.000005	0.000000	No
			Cr	-0.000049	0.000000	No
			Mo	-0.001801	0.000000	No
			Ni	0.000256	0.000000	No
			Ti	0.001860	0.000000	No
			Ba	-0.000009	0.000000	No
			W	0.000160	0.000000	No
			Cd	0.000012	0.000000	No
			Si	0.000000	0.000000	No
			Ca	-0.000003	0.000000	No
Cr 267.716 {126}	☒	14	Mn	0.000202	0.000000	No
			V	0.000000	0.000000	No
			Mo	-0.000130	0.000000	No
			Fe	-0.000012	0.000000	No
			W	0.000000	0.000000	No
			Cd	-0.000050	0.000000	No
			Al	-0.000002	0.000000	No
			Ca	0.000002	0.000000	No
			Mg	0.000003	0.000000	No
			Ti	0.000100	0.000000	No
			Sn	0.000000	0.000000	No
			Ba	0.000013	0.000000	No
			Cu	0.000100	0.000000	No
			Sr	-0.000100	0.000000	No
Cu 324.754 {104}2	☒	19	Cr	-0.000110	0.000000	No
			V	-0.000353	0.000000	No
			Mo	0.000456	0.000000	No
			Ti	-0.000121	0.000000	No
			Fe	-0.000125	0.000000	No
			Al	0.000003	0.000000	No
			Sn	-0.000497	0.000000	No
			Zn	-0.000004	0.000000	No

Element, Wavelength and Order	Use?	# IECs	IEC	k1	k2	Calc-in-fit?
			Co	-0.000858	0.000000	No
			Zr	-0.000330	0.000000	No
			Si	0.000080	0.000000	No
			Mn	-0.000080	0.000000	No
			Se	0.000050	0.000000	No
			Ba	0.000008	0.000000	No
			Ag	-0.000077	0.000000	No
			Pb	0.000002	0.000000	No
			Sb	0.000370	0.000000	No
			Mg	0.000004	0.000000	No
			Ca	-0.000003	0.000000	No
Mn 257.610 {131}	☒	8	Fe	-0.000085	0.000000	No
			Si	0.000050	0.000000	No
			Ba	0.000012	0.000000	No
			As	0.000001	0.000000	No
			Ca	-0.000000	0.000000	No
			Al	-0.000001	0.000000	No
			Ni	0.000028	0.000000	No
			Mo	-0.000100	0.000000	No
Ni 231.604 {446}	☒	17	Fe	0.000020	0.000000	No
			Zn	-0.000021	0.000000	No
			Be	-0.000112	0.000000	No
			Co	-0.000278	0.000000	No
			Tl	0.000209	0.000000	No
			Mg	0.000004	0.000000	No
			Mo	-0.000030	0.000000	No
			V	-0.000032	0.000000	No
			Cu	0.000100	0.000000	No
			Se	0.000006	0.000000	No
			Al	-0.000003	0.000000	No
			Cr	0.000006	0.000000	No
			Si	-0.000030	0.000000	No
			Sn	0.000079	0.000000	No
			Ba	0.000000	0.000000	No
			Ca	0.000001	0.000000	No
			W	0.001333	0.000000	No
Ag 328.068 {103}	☒	15	Mn	-0.000319	0.000000	No
			Mo	-0.000494	0.000000	No
			Ti	-0.000811	0.000000	No
			Fe	-0.000568	0.000000	No
			V	0.000038	0.000000	No
			Zn	-0.000015	0.000000	No
			Ca	-0.000004	0.000000	No
			Al	-0.000002	0.000000	No
			Sr	-0.000008	0.000000	No
			Mg	0.000004	0.000000	No
			Ba	-0.000250	0.000000	No
			Cr	0.000026	0.000000	No
			Si	-0.000009	0.000000	No
			Zr	0.003700	0.000000	No
			W	0.000000	0.000000	No
V 292.402 {115}	☒	6	Ti	0.000200	0.000000	No
			Mo	-0.011500	0.000000	No
			Fe	0.000011	0.000000	No
			Sr	-0.000100	0.000000	No
			Cr	-0.003150	0.000000	No
			Mn	-0.001123	0.000000	No
Zn 206.200 {464}	☒	16	Cr	-0.001370	0.000000	No
			Mo	-0.000300	0.000000	No
			Fe	-0.000031	0.000000	No
			Al	0.000009	0.000000	No

Element, Wavelength and Order	Use?	# IECs	IEC	k1	k2	Calc-in-fit?
			Si	-0.000035	0.000000	No
			Ba	-0.000060	0.000000	No
			Na	0.000003	0.000000	No
			Ca	0.000010	0.000000	No
			Sr	-0.000033	0.000000	No
			Sn	0.000069	0.000000	No
			Cu	0.000056	0.000000	No
			As	0.000200	0.000000	No
			Be	0.000071	0.000000	No
			Pd	0.000280	0.000000	No
			Bi	-0.001400	0.000000	No
			W	0.000010	0.000000	No
As 189.042 {478}	☒	24	Al	0.000009	0.000000	No
			Fe	-0.000120	0.000000	No
			Ca	-0.000002	0.000000	No
			Mn	-0.000318	0.000000	No
			Mo	0.003200	0.000000	No
			Cr	0.001700	0.000000	No
			V	0.000070	0.000000	No
			Co	-0.000905	0.000000	No
			Ba	0.000001	0.000000	No
			W	0.000000	0.000000	No
			Sn	-0.000037	0.000000	No
			Cd	-0.000194	0.000000	No
			Tl	0.000085	0.000000	No
			Be	0.000173	0.000000	No
			Mg	0.000002	0.000000	No
			Si	-0.000147	0.000000	No
			Zn	0.000020	0.000000	No
			Sr	0.000010	0.000000	No
			Pd	0.026000	0.000000	No
			Zr	-0.002220	0.000000	No
			Ti	0.000100	0.000000	No
			S	0.000010	0.000000	No
			Cu	0.000200	0.000000	No
			K	0.000000	0.000000	No
Tl 190.856 {477}	☒	26	Cr	0.000240	0.000000	No
			Mo	-0.008600	0.000000	No
			Al	0.000005	0.000000	No
			Fe	-0.000095	0.000000	No
			V	-0.018700	0.000000	No
			Mn	0.001500	0.000000	No
			Si	-0.000103	0.000000	No
			Ca	-0.000002	0.000000	No
			Ti	-0.002800	0.000000	No
			Mg	-0.000001	0.000000	No
			Co	0.002336	0.000000	No
			Sr	-0.000238	0.000000	No
			B	0.000249	0.000000	No
			Ba	0.000061	0.000000	No
			Zn	0.000153	0.000000	No
			As	-0.000045	0.000000	No
			Ni	0.000143	0.000000	No
			Cu	0.000416	0.000000	No
			Zr	0.000067	0.000000	No
			Pd	0.000051	0.000000	No
			Pb	-0.000090	0.000000	No
			S	-0.000005	0.000000	No
			W	0.000000	0.000000	No
			Na	-0.000001	0.000000	No
			K	0.000000	0.000000	No

Element, Wavelength and Order	Use?	# IECs	IEC	k1	k2	Calc-in-fit?
			Sn	0.002000	0.000000	No
Pb 220.353 {453}	☒	23	Al	-0.000099	0.000000	No
			Fe	0.000037	0.000000	No
			Ca	0.000003	0.000000	No
			Mn	-0.000003	0.000000	No
			Zn	-0.000036	0.000000	No
			Mo	-0.000765	0.000000	No
			Cu	-0.000096	0.000000	No
			V	0.000062	0.000000	No
			Co	-0.000447	0.000000	No
			Ti	-0.000100	0.000000	No
			Si	0.000130	0.000000	No
			Ba	-0.000012	0.000000	No
			Sb	-0.000200	0.000000	No
			Sr	-0.000043	0.000000	No
			W	0.000000	0.000000	No
			Mg	0.000000	0.000000	No
			Cd	-0.000018	0.000000	No
			Cr	0.000042	0.000000	No
			Pd	0.000560	0.000000	No
			Zr	-0.000435	0.000000	No
			Ni	0.000299	0.000000	No
			S	-0.000006	0.000000	No
			Se	-0.000064	0.000000	No
Se 196.090 {472}	☒	23	Al	-0.000028	0.000000	No
			Ca	0.000000	0.000000	No
			Mn	0.000380	0.000000	No
			Mo	0.000123	0.000000	No
			Fe	-0.000220	0.000000	No
			Co	0.000055	0.000000	No
			V	0.000010	0.000000	No
			Sr	-0.000258	0.000000	No
			Cu	-0.000007	0.000000	No
			W	0.045000	0.000000	No
			Si	-0.000189	0.000000	No
			Tl	0.000180	0.000000	No
			Be	-0.000143	0.000000	No
			Zn	-0.000250	0.000000	No
			B	-0.000141	0.000000	No
			Pd	0.000300	0.000000	No
			Ti	-0.000300	0.000000	No
			Cd	0.000090	0.000000	No
			Zr	-0.000198	0.000000	No
			Ba	-0.000119	0.000000	No
			Mg	0.000000	0.000000	No
			Pb	0.000000	0.000000	No
			Cr	-0.000300	0.000000	No
Sb 206.833 {463}	☒	14	Fe	0.000032	0.000000	No
			Al	0.000005	0.000000	No
			Ca	-0.000015	0.000000	No
			Ni	-0.001057	0.000000	No
			Cr	0.010700	0.000000	No
			V	-0.001300	0.000000	No
			Zn	0.000028	0.000000	No
			Mo	0.001234	0.000000	No
			Ti	0.001040	0.000000	No
			Sn	-0.012177	0.000000	No
			W	0.000000	0.000000	No
			Mg	-0.000001	0.000000	No
			Zr	-0.000260	0.000000	No
			Sr	0.000151	0.000000	No

Element, Wavelength and Order	Use?	# IECs	IEC	k1	k2	Calc-in-fit?
Al 396.152 { 85}	☒	5	Si	-0.002348	0.000000	No
			Ca	-0.000172	0.000000	No
			Mo	0.044500	0.000000	No
			Zr	-0.000018	0.000000	No
			Ti	-0.000017	0.000000	No
Ca 317.933 {106}	☒	16	Fe	0.000130	0.000000	No
			Ti	0.000000	0.000000	No
			W	0.003960	0.000000	No
			Tl	0.004950	0.000000	No
			Be	0.001840	0.000000	No
			Ba	0.003500	0.000000	No
			Cu	-0.001800	0.000000	No
			Cd	0.003700	0.000000	No
			Ni	0.001513	0.000000	No
			Pd	-0.000871	0.000000	No
			B	-0.000210	0.000000	No
			Se	0.002000	0.000000	No
			Co	0.000540	0.000000	No
			Cr	0.000640	0.000000	No
			Al	0.000026	0.000000	No
			As	0.000000	0.000000	No
Fe 259.940 {130}	☒	14	Co	0.000004	0.000000	No
			Si	0.001320	0.000000	No
			Tl	-0.002580	0.000000	No
			Se	0.000000	0.000000	No
			Cr	-0.000566	0.000000	No
			Mn	-0.000025	0.000000	No
			V	-0.000064	0.000000	No
			Cu	0.000953	0.000000	No
			K	-0.000200	0.000000	No
			Zn	0.000046	0.000000	No
			Ti	-0.000631	0.000000	No
			Ca	0.000020	0.000000	No
			Ba	0.001000	0.000000	No
			Pd	-0.000714	0.000000	No
Mg 279.079 {121}	☒	3	Mo	-0.025000	0.000000	No
			W	0.000000	0.000000	No
			Mn	0.000000	0.000000	No
K 766.490 { 44}	☒	13	Fe	-0.000340	0.000000	No
			Al	-0.000123	0.000000	No
			Ca	-0.000071	0.000000	No
			Mn	0.001430	0.000000	No
			Si	-0.003000	0.000000	No
			V	-0.002000	0.000000	No
			Pd	0.004000	0.000000	No
			Sn	-0.004700	0.000000	No
			Na	0.000300	0.000000	No
			Ba	-0.002700	0.000000	No
			Mo	-0.000850	0.000000	No
			Cu	-0.010000	0.000000	No
			Ni	-0.010000	0.000000	No
Na 589.592 { 57}	☒	5	K	0.005000	0.000000	No
			Ba	0.000900	0.000000	No
			Ca	0.000055	0.000000	No
			Al	0.000040	0.000000	No
			V	-0.005000	0.000000	No
B 208.959 {462}	☒	1	Mo	0.031698	0.000000	No
Mo 202.030 {467}	☒	5	Co	0.000000	0.000000	No
			Al	0.000000	0.000000	No
			Fe	-0.000010	0.000000	No
			Mg	-0.000001	0.000000	No

Element, Wavelength and Order	Use?	# IECs	IEC	k1	k2	Calc-in-fit?
			Ca	0.000003	0.000000	No
Pd 340.458 { 99}	☒	10	Ti	-0.001014	0.000000	No
			V	0.000262	0.000000	No
			Sn	-0.000006	0.000000	No
			Fe	-0.000087	0.000000	No
			Mo	-0.000220	0.000000	No
			Zr	-0.087800	0.000000	No
			Co	-0.007151	0.000000	No
			Ca	-0.000076	0.000000	No
			S	-0.000022	0.000000	No
			Si	0.000160	0.000000	No
Si 212.412 {459}	☒	14	Sr	0.000366	0.000000	No
			Ni	0.000106	0.000000	No
			Mo	0.021300	0.000000	No
			V	0.000600	0.000000	No
			Ti	0.003500	0.000000	No
			Al	-0.000016	0.000000	No
			Cd	0.001043	0.000000	No
			Ba	0.000170	0.000000	No
			Fe	0.000100	0.000000	No
			Sn	0.003217	0.000000	No
			Zn	0.000385	0.000000	No
			As	-0.000560	0.000000	No
			Ca	-0.000005	0.000000	No
			Pb	0.000471	0.000000	No
Sn 189.989 {478}	☒	5	Ti	-0.000600	0.000000	No
			Mo	0.000011	0.000000	No
			Fe	0.000018	0.000000	No
			Mn	0.000001	0.000000	No
			Si	0.000131	0.000000	No
Sr 407.771 { 83}	☒	2	Fe	-0.000000	0.000000	No
			Ca	0.000043	0.000000	No
Ti 334.904 {101}	☒	4	Cr	0.000189	0.000000	No
			Mo	0.000870	0.000000	No
			Si	0.000035	0.000000	No
			Ca	0.000005	0.000000	No
Y 360.073 { 94}*	☒	None				
Y 371.030 { 91}*	☒	None				
Y 224.306 {451}*	☒	None				
In 230.606 {446}*	☒	None				
W 207.911 {462}	☒	26	Al	0.000002	0.000000	No
			Si	-0.000900	0.000000	No
			Ca	0.000000	0.000000	No
			Fe	-0.000007	0.000000	No
			As	-0.000200	0.000000	No
			Mg	-0.000006	0.000000	No
			Mn	-0.000110	0.000000	No
			Mo	-0.000300	0.000000	No
			Ti	0.000080	0.000000	No
			Sr	-0.000850	0.000000	No
			V	-0.000140	0.000000	No
			Cd	-0.000650	0.000000	No
			Cr	-0.000390	0.000000	No
			Zn	0.012000	0.000000	No
			Pd	-0.002900	0.000000	No
			Sn	0.001300	0.000000	No
			Zr	-0.002570	0.000000	No
			B	-0.001000	0.000000	No
			Sb	-0.003000	0.000000	No
			Co	0.000041	0.000000	No
			Ni	-0.000263	0.000000	No

	Element, Wavelength and Order	Use?	# IECs	IEC	k1	k2	Calc-in-fit?
				Be	-0.000130	0.000000	No
				Se	-0.002600	0.000000	No
				Cu	-0.000118	0.000000	No
				Ba	-0.000090	0.000000	No
				Tl	-0.000110	0.000000	No
	Zr 339.198 { 99}	☒	6	Mo	0.000250	0.000000	No
				Ti	0.000090	0.000000	No
				Fe	-0.000060	0.000000	No
				Si	0.000177	0.000000	No
				S	-0.000001	0.000000	No
				Pd	0.000000	0.000000	No
	S 182.034 {485}	☒	7	Ca	0.000115	0.000000	No
				Mo	0.001114	0.000000	No
				Al	-0.000005	0.000000	No
				Fe	0.000007	0.000000	No
				Mn	0.002300	0.000000	No
				W	-0.027000	0.000000	No
				Zn	-0.001538	0.000000	No
	Bi 223.061 {451}	☒	9	V	-0.000680	0.000000	No
				Co	-0.002200	0.000000	No
				Ca	-0.000038	0.000000	No
				Mg	0.000018	0.000000	No
				W	-0.002000	0.000000	No
				Cu	-0.000858	0.000000	No
				Fe	0.000065	0.000000	No
				Cr	0.001500	0.000000	No
				Ti	-0.027300	0.000000	No
	Li 670.784 { 50}	☒	None				

Element, Wavelength and Order	Date of Fit	Date of Cal.	Type of Fit	Weighting	A0	A1	A2	n (Exponent)
Ba 455.403 { 74}	6/27/2014 15:50:32	6/27/2014 10:25:45	Linear	1/Conc	0.007380	1.905994	0.000000	1.000000
Be 313.042 {108}	6/27/2014 15:50:32	6/27/2014 10:25:45	Linear	1/Conc	-0.000337	1.516950	0.000000	1.000000
Cd 228.802 {448}	6/27/2014 15:50:32	6/27/2014 10:25:45	Linear	1/Conc	0.000268	0.973260	0.000000	1.000000
Co 228.616 {448}	6/27/2014 15:50:32	6/27/2014 10:25:45	Linear	1/Conc	0.000065	0.453057	0.000000	1.000000
Cr 267.716 {126}	6/27/2014 15:50:32	6/27/2014 10:25:45	Linear	1/Conc	0.000001	0.080523	0.000000	1.000000
Cu 324.754 {104}2	6/27/2014 15:50:32	6/27/2014 10:25:45	Linear	1/Conc	0.006474	0.205496	0.000000	1.000000
Mn 257.610 {131}	6/27/2014 15:50:32	6/27/2014 10:25:45	Linear	1/Conc	-0.000004	0.469635	0.000000	1.000000
Ni 231.604 {446}	6/27/2014 15:50:32	6/27/2014 10:25:45	Linear	1/Conc	-0.000078	0.335421	0.000000	1.000000
Ag 328.068 {103}	6/27/2014 15:50:32	6/27/2014 10:25:45	Linear	1/Conc	-0.000169	0.120552	0.000000	1.000000
V 292.402 {115}	6/27/2014 15:50:32	6/27/2014 10:25:45	Linear	1/Conc	0.000000	0.120845	0.000000	1.000000
Zn 206.200 {464}	6/27/2014 15:50:32	6/27/2014 10:25:45	Linear	1/Conc	0.000685	0.933966	0.000000	1.000000
As 189.042 {478}	6/27/2014 15:50:32	6/27/2014 10:25:45	Linear	1/Conc	-0.000141	0.101568	0.000000	1.000000
Tl 190.856 {477}	6/27/2014 15:50:32	6/27/2014 10:25:45	Linear	1/Conc	0.000021	0.053619	0.000000	1.000000
Pb 220.353 {453}	6/27/2014 15:50:32	6/27/2014 10:25:45	Linear	1/Conc	0.000006	0.145140	0.000000	1.000000
Se 196.090 {472}	6/27/2014 15:50:32	6/27/2014 10:25:45	Linear	1/Conc	0.000123	0.077488	0.000000	1.000000
Sb 206.833 {463}	6/27/2014 15:50:32	6/27/2014 10:25:45	Linear	1/Conc	-0.000207	0.174353	0.000000	1.000000
Al 396.152 { 85}	6/27/2014 15:50:32	6/27/2014 10:25:45	Linear	1/Conc	0.000017	0.037922	0.000000	1.000000
Ca 317.933 {106}	6/27/2014 15:50:32	6/27/2014 10:25:45	Linear	1/Conc	0.003826	0.045784	0.000000	1.000000
Fe 259.940 {130}	6/27/2014 15:50:32	6/27/2014 10:25:45	Linear	1/Conc	0.000101	0.025483	0.000000	1.000000
Mg 279.079 {121}	6/27/2014 15:50:32	6/27/2014 10:25:45	Linear	1/Conc	-0.000048	0.003677	0.000000	1.000000
K 766.490 { 44}	6/27/2014 15:50:32	6/27/2014 10:25:45	Linear	1/Conc	0.001366	0.037646	0.000000	1.000000
Na 589.592 { 57}	6/27/2014 15:50:32	6/27/2014 10:25:45	Linear	1/Conc	-0.007082	0.125182	0.000000	1.000000
B 208.959 {462}	6/27/2014 15:50:32	6/27/2014 10:25:45	Linear	1/Conc	0.000027	0.239818	0.000000	1.000000
Mo 202.030 {467}	6/27/2014 15:50:32	6/27/2014 10:25:45	Linear	1/Conc	0.000376	0.888042	0.000000	1.000000
Pd 340.458 { 99}	6/27/2014 15:50:32	6/27/2014 10:25:45	Linear	1/Conc	0.000327	0.056695	0.000000	1.000000
Si 212.412 {459}	6/27/2014 15:50:32	6/27/2014 10:25:45	Linear	1/Conc	0.003930	0.256170	0.000000	1.000000
Sn 189.989 {478}	6/27/2014 15:50:32	6/27/2014 10:25:45	Linear	1/Conc	0.000080	0.173696	0.000000	1.000000
Sr 407.771 { 83}	6/27/2014 15:50:32	6/27/2014 10:25:45	Linear	1/Conc	0.000225	3.126566	0.000000	1.000000
Ti 334.904 {101}	6/27/2014 15:50:32	6/27/2014 10:25:45	Linear	1/Conc	-0.000193	0.119523	0.000000	1.000000
Y 360.073 { 94}*	6/27/2014 15:50:32	12/23/2009 10:44:16	Linear	1/Conc	0.000000	0.000000	0.000000	1.000000
Y 371.030 { 91}*	6/27/2014 15:50:32	12/23/2009 10:44:16	Linear	1/Conc	0.000000	0.000000	0.000000	1.000000
Y 224.306 {451}*	6/27/2014 15:50:32	12/23/2009 10:44:16	Linear	1/Conc	0.000000	0.000000	0.000000	1.000000
In 230.606 {446}*	6/27/2014 15:50:32	12/23/2009 10:44:16	Linear	1/Conc	0.000000	0.000000	0.000000	1.000000
W 207.911 {462}	6/27/2014 15:50:32	6/27/2014 10:25:45	Linear	1/Conc	0.001478	0.383745	0.000000	1.000000
Zr 339.198 { 99}	6/27/2014 15:50:32	6/27/2014 10:25:45	Linear	1/Conc	-0.000181	0.312781	0.000000	1.000000
S 182.034 {485}	6/27/2014 15:50:32	6/27/2014 10:25:45	Linear	1/Conc	0.000279	0.059836	0.000000	1.000000
Bi 223.061 {451}	6/27/2014 15:50:32	6/27/2014 10:25:45	Linear	1/Conc	-0.001056	0.251592	0.000000	1.000000
Li 670.784 { 50}	6/27/2014 15:50:32	6/27/2014 10:25:45	Linear	1/Conc	-0.003395	0.955235	0.000000	1.000000

	Element, Wavelength and Order	Correlation	Std Error of Est	Predicted MDL	Predicted MQL	Status	Reslope		QC Norm	
							Slope	Y-int	Slope factor	Offset
	Ba 455.403 { 74}	1.000000	0.000000	0.000253	0.000843	OK.	1.000000	0.000000	1	0
	Be 313.042 {108}	1.000000	0.000000	0.000108	0.000361	OK.	1.000000	0.000000	1	0
	Cd 228.802 {448}	1.000000	0.000000	0.000259	0.000864	OK.	1.000000	0.000000	1	0
	Co 228.616 {448}	1.000000	0.000000	0.000372	0.001241	OK.	1.000000	0.000000	1	0
	Cr 267.716 {126}	1.000000	0.000000	0.000507	0.001690	OK.	1.000000	0.000000	1	0
	Cu 324.754 {104}2	1.000000	0.000000	0.000432	0.001440	OK.	1.000000	0.000000	1	0
	Mn 257.610 {131}	1.000000	0.000000	0.000076	0.000253	OK.	1.000000	0.000000	1	0
	Ni 231.604 {446}	1.000000	0.000000	0.000435	0.001451	OK.	1.000000	0.000000	1	0
	Ag 328.068 {103}	1.000000	0.000000	0.000657	0.002190	OK.	1.000000	0.000000	1	0
	V 292.402 {115}	1.000000	0.000000	0.000424	0.001413	OK.	1.000000	0.000000	1	0
	Zn 206.200 {464}	1.000000	0.000000	0.000253	0.000844	OK.	1.000000	0.000000	1	0
	As 189.042 {478}	1.000000	0.000000	0.001842	0.006141	OK.	1.000000	0.000000	1	0
	Tl 190.856 {477}	1.000000	0.000000	0.001731	0.005771	OK.	1.000000	0.000000	1	0
	Pb 220.353 {453}	1.000000	0.000000	0.001468	0.004893	OK.	1.000000	0.000000	1	0
	Se 196.090 {472}	1.000000	0.000000	0.003140	0.010466	OK.	1.000000	0.000000	1	0
	Sb 206.833 {463}	1.000000	0.000000	0.001732	0.005772	OK.	1.000000	0.000000	1	0
	Al 396.152 { 85}	1.000000	0.000000	0.011134	0.037113	OK.	1.000000	0.000000	1	0
	Ca 317.933 {106}	1.000000	0.000000	0.004354	0.014512	OK.	1.000000	0.000000	1	0
	Fe 259.940 {130}	1.000000	0.000000	0.003860	0.012865	OK.	1.000000	0.000000	1	0
	Mg 279.079 {121}	1.000000	0.000000	0.033688	0.112295	OK.	1.000000	0.000000	1	0
	K 766.490 { 44}	1.000000	0.000000	0.028992	0.096639	OK.	1.000000	0.000000	1	0
	Na 589.592 { 57}	1.000000	0.000000	0.008250	0.027500	OK.	1.000000	0.000000	1	0
	B 208.959 {462}	1.000000	0.000000	0.000903	0.003009	OK.	1.000000	0.000000	1	0
	Mo 202.030 {467}	1.000000	0.000000	0.000297	0.000991	OK.	1.000000	0.000000	1	0
	Pd 340.458 { 99}	1.000000	0.000000	0.001307	0.004357	OK.	1.000000	0.000000	1	0
	Si 212.412 {459}	1.000000	0.000000	0.001175	0.003916	OK.	1.000000	0.000000	1	0
	Sn 189.989 {478}	1.000000	0.000000	0.001101	0.003669	OK.	1.000000	0.000000	1	0
	Sr 407.771 { 83}	1.000000	0.000000	0.000111	0.000369	OK.	1.000000	0.000000	1	0
	Ti 334.904 {101}	1.000000	0.000000	0.000593	0.001976	OK.	1.000000	0.000000	1	0
	Y 360.073 { 94}*	0.000000	0.000000	-1.000000	-1.000000	Warnin	1.000000	0.000000	1	0
	Y 371.030 { 91}*	0.000000	0.000000	-1.000000	-1.000000	Warnin	1.000000	0.000000	1	0
	Y 224.306 {451}*	0.000000	0.000000	-1.000000	-1.000000	Warnin	1.000000	0.000000	1	0
	In 230.606 {446}*	0.000000	0.000000	-1.000000	-1.000000	Warnin	1.000000	0.000000	1	0
	W 207.911 {462}	1.000000	0.000000	0.001351	0.004503	OK.	1.000000	0.000000	1	0
	Zr 339.198 { 99}	1.000000	0.000000	0.000235	0.000784	OK.	1.000000	0.000000	1	0
	S 182.034 {485}	1.000000	0.000000	0.003482	0.011607	OK.	1.000000	0.000000	1	0
	Bi 223.061 {451}	1.000000	0.000000	0.001525	0.005084	OK.	1.000000	0.000000	1	0
	Li 670.784 { 50}	1.000000	0.000000	0.001136	0.003788	OK.	1.000000	0.000000	1	0

Zoom In ▶ Zoom Out

Sample Name: STDA Acquired: 6/27/2014 12:14:30 Type: Cal
Method: Accutest1(v23) Mode: IR Corr. Factor: 1.000000
User: admin Custom ID1: Custom ID2: Custom ID3:
Comment:

Elem	Ba4554	Be3130	Cd2288	Co2286	Cr2677	Cu3247	Mn2576	Ni2316	Ag3280
Units	Cts/S	Cts/S	Cts/S	Cts/S	Cts/S	Cts/S	Cts/S	Cts/S	Cts/S
Avg	**.0031**	**.0003**	**.0005**	**.0000**	**.0000**	**.0032**	**.0000**	**-.0005**	**-.0001**
Stddev	.0004	.0001	.0001	.0001	.0000	.0000	.0000	.0001	.0000
%RSD	14.22	52.53	11.04	218.7	202.8	1.009	26.91	14.41	14.57
#1	.0028	.0002	.0005	.0001	.0000	.0033	.0001	-.0006	-.0001
#2	.0035	.0004	.0006	-.0000	-.0000	.0032	.0000	-.0005	-.0001

Elem	V_2924	Zn2062	As1890	Tl1908	Pb2203	Se1960	Sb2068	Al3961	Ca3179
Units	Cts/S	Cts/S	Cts/S	Cts/S	Cts/S	Cts/S	Cts/S	Cts/S	Cts/S
Avg	**-.0000**	**.0003**	**.0001**	**-.0002**	**.0001**	**.0001**	**.0002**	**-.0006**	**.0039**
Stddev	.0000	.0001	.0000	.0001	.0001	.0001	.0000	.0002	.0001
%RSD	10.29	16.50	16.56	55.09	96.50	112.5	4.506	34.94	3.325
#1	-.0000	.0003	.0001	-.0003	.0001	.0000	.0002	-.0005	.0040
#2	-.0000	.0004	.0001	-.0001	.0000	.0001	.0002	-.0008	.0038

Elem	Fe2599	Mg2790	K_7664	Na5895	B_2089	Mo2020	Pd3404	Si2124	Sn1899
Units	Cts/S	Cts/S	Cts/S	Cts/S	Cts/S	Cts/S	Cts/S	Cts/S	Cts/S
Avg	**.0001**	**-.0001**	**.0076**	**.0021**	**.0005**	**.0010**	**-.0000**	**.0044**	**.0002**
Stddev	.0000	.0001	.0008	.0014	.0000	.0001	.0000	.0000	.0000
%RSD	12.93	114.4	10.32	67.56	10.49	14.24	154.9	.2872	17.80
#1	.0001	-.0000	.0081	.0011	.0004	.0011	-.0001	.0044	.0002
#2	.0002	-.0002	.0070	.0031	.0005	.0009	.0000	.0044	.0002

Elem	Sr4077	Ti3349	W_2079	Zr3391	S_1820	Bi2230	Li6707
Units	Cts/S	Cts/S	Cts/S	Cts/S	Cts/S	Cts/S	Cts/S
Avg	**-.0009**	**-.0001**	**.0053**	**.0001**	**-.0000**	**-.0001**	**-.0019**
Stddev	.0007	.0001	.0002	.0000	.0001	.0001	.0009
%RSD	75.58	46.74	3.150	8.328	336.3	130.3	47.05
#1	-.0004	-.0002	.0054	.0001	.0000	-.0002	-.0012
#2	-.0014	-.0001	.0052	.0001	-.0001	-.0000	-.0025

◀ Zoom In ▶ Zoom Out

Sample Name: STDA Acquired: 6/27/2014 12:14:30 Type: Cal
Method: Accutest1(v23) Mode: IR Corr. Factor: 1.000000
User: admin Custom ID1: Custom ID2: Custom ID3:
Comment:

Int. Std.	Y_3600	Y_3710	Y_2243	In2306
Units	Cts/S	Cts/S	Cts/S	Cts/S
Avg	**77399.**	**6968.8**	**2976.8**	**4474.4**
Stddev	412.	43.6	2.8	5.4
%RSD	.53292	.62527	.09352	.12133
#1	77107.	6999.6	2974.8	4470.6
#2	77690.	6938.0	2978.7	4478.3

◀ Zoom In ▶ Zoom Out

Sample Name: STDb Acquired: 6/27/2014 12:20:33 Type: Cal
Method: Accutest1(v23) Mode: IR Corr. Factor: 1.000000
User: admin Custom ID1: Custom ID2: Custom ID3:
Comment:

Elem	Ba4554	Be3130	Cd2288	Co2286	Cr2677	Cu3247	Mn2576	Ni2316	Ag3280
Units	Cts/S	Cts/S	Cts/S	Cts/S	Cts/S	Cts/S	Cts/S	Cts/S	Cts/S
Avg	**11.37**	**5.277**	**3.911**	**2.416**	**.3487**	**.8538**	**2.283**	**1.856**	**.0587**
Stddev	.01	.003	.001	.005	.0016	.0020	.007	.003	.0002
%RSD	.1013	.0580	.0130	.1941	.4602	.2332	.2952	.1659	.3313
#1	11.36	5.280	3.911	2.413	.3499	.8524	2.288	1.854	.0589
#2	11.38	5.275	3.911	2.419	.3476	.8552	2.278	1.859	.0586

Elem	V_2924	Zn2062	As1890	Tl1908	Pb2203	Se1960	Sb2068	Al3961	Ca3179
Units	Cts/S	Cts/S	Cts/S	Cts/S	Cts/S	Cts/S	Cts/S	Cts/S	Cts/S
Avg	**.5849**	**4.174**	**.3945**	**.2749**	**.7874**	**.3073**	**.6551**	**2.678**	**3.403**
Stddev	.0010	.020	.0015	.0003	.0015	.0007	.0009	.004	.003
%RSD	.1735	.4664	.3830	.0935	.1930	.2139	.1313	.1370	.0927
#1	.5856	4.160	.3934	.2751	.7864	.3068	.6557	2.680	3.406
#2	.5842	4.187	.3955	.2747	.7885	.3077	.6545	2.675	3.401

Elem	Fe2599	Mg2790	K_7664	Na5895	B_2089	Mo2020	Pd3404	Si2124	Sn1899
Units	Cts/S	Cts/S	Cts/S	Cts/S	Cts/S	Cts/S	Cts/S	Cts/S	Cts/S
Avg	**1.872**	**.3021**	**5.003**	**15.59**	**.9505**	**2.840**	**.1716**	**2.181**	**.6812**
Stddev	.000	.0011	.005	.02	.0005	.008	.0007	.001	.0030
%RSD	.0025	.3658	.0957	.1205	.0528	.2686	.4089	.0207	.4425
#1	1.872	.3014	5.000	15.57	.9501	2.834	.1711	2.181	.6791
#2	1.872	.3029	5.006	15.60	.9508	2.845	.1721	2.182	.6833

Elem	Sr4077	Ti3349	W_2079	Zr3391	S_1820	Bi2230	Li6707
Units	Cts/S	Cts/S	Cts/S	Cts/S	Cts/S	Cts/S	Cts/S
Avg	**15.63**	**.5569**	**1.196**	**1.528**	**.1812**	**.6982**	**6.205**
Stddev	.00	.0006	.004	.002	.0001	.0005	.002
%RSD	.0040	.1126	.3032	.1319	.0391	.0760	.0304
#1	15.63	.5573	1.193	1.529	.1813	.6986	6.207
#2	15.63	.5564	1.198	1.527	.1812	.6978	6.204

◀ Zoom In ▶ Zoom Out

Sample Name: STDb Acquired: 6/27/2014 12:20:33 Type: Cal
Method: Accutest1(v23) Mode: IR Corr. Factor: 1.000000
User: admin Custom ID1: Custom ID2: Custom ID3:
Comment:

Int. Std.	Y_3600	Y_3710	Y_2243	In2306
Units	Cts/S	Cts/S	Cts/S	Cts/S
Avg	**73492.**	**6816.1**	**2711.0**	**3777.3**
Stddev	37.	36.2	2.1	.7
%RSD	.05048	.53097	.07797	.01948
#1	73518.	6841.7	2712.5	3777.9
#2	73466.	6790.5	2709.5	3776.8

Zoom In Zoom Out

Sample Name: ccvconf Acquired: 6/27/2014 12:26:21 Type: QC
Method: Accutest1(v23) Mode: CONC Corr. Factor: 1.000000
User: admin Custom ID1: Custom ID2: Custom ID3:
Comment:

Elem	Ba4554	Be3130	Cd2288	Co2286	Cr2677	Cu3247	Mn2576	Ni2316	Ag3280
Units	ppm	ppm	ppm	ppm	ppm	ppm	ppm	ppm	ppm
Avg	**2.026**	**2.034**	**2.001**	**2.023**	**2.038**	**1.938**	**2.052**	**2.028**	**.2487**
Stddev	.049	.052	.004	.008	.006	.001	.005	.007	.0005
%RSD	2.417	2.574	.2143	.3996	.3125	.0440	.2308	.3622	.2043
#1	2.061	2.071	1.998	2.018	2.034	1.937	2.049	2.023	.2490
#2	1.992	1.997	2.004	2.029	2.043	1.939	2.055	2.033	.2483
Check ?	Chk Pass	Chk Pass	Chk Pass	Chk Pass	Chk Pass	Chk Pass	Chk Pass	Chk Pass	Chk Pass
Value									
Range									

Elem	V_2924	Zn2062	As1890	Tl1908	Pb2203	Se1960	Sb2068	Al3961	Ca3179
Units	ppm	ppm	ppm	ppm	ppm	ppm	ppm	ppm	ppm
Avg	**2.000**	**2.032**	**1.990**	**2.086**	**2.039**	**1.991**	**2.002**	**40.37**	**41.08**
Stddev	.003	.011	.005	.006	.011	.008	.005	1.06	1.02
%RSD	.1450	.5265	.2509	.2695	.5550	.3794	.2557	2.620	2.481
#1	1.998	2.024	1.986	2.082	2.031	1.986	1.998	41.11	41.80
#2	2.002	2.039	1.994	2.090	2.047	1.996	2.006	39.62	40.35
Check ?	Chk Pass	Chk Pass	Chk Pass	Chk Pass	Chk Pass	Chk Pass	Chk Pass	Chk Pass	Chk Pass
Value									
Range									

Elem	Fe2599	Mg2790	K_7664	Na5895	B_2089	Mo2020	Pd3404	Si2124	Sn1899
Units	ppm	ppm	ppm	ppm	ppm	ppm	ppm	ppm	ppm
Avg	**41.56**	**40.82**	**39.92**	**40.48**	**2.014**	**2.027**	**1.971**	**5.037**	**2.056**
Stddev	.93	.90	1.01	.98	.006	.007	.006	.009	.010
%RSD	2.231	2.213	2.524	2.416	.3176	.3330	.3168	.1781	.4682
#1	42.22	41.46	40.63	41.17	2.010	2.022	1.967	5.031	2.049
#2	40.90	40.18	39.21	39.79	2.019	2.032	1.975	5.044	2.063
Check ?	Chk Pass	Chk Pass	Chk Pass	Chk Pass	Chk Pass	Chk Pass	Chk Pass	Chk Pass	Chk Pass
Value									
Range									

Zoom In Zoom Out

Sample Name: ccvconf Acquired: 6/27/2014 12:26:21 Type: QC
Method: Accutest1(v23) Mode: CONC Corr. Factor: 1.000000
User: admin Custom ID1: Custom ID2: Custom ID3:
Comment:

Elem	Sr4077	Ti3349	W_2079	Zr3391	S_1820	Bi2230	Li6707
Units	ppm	ppm	ppm	ppm	ppm	ppm	ppm
Avg	**2.033**	**2.002**	**2.009**	**1.985**	**1.921**	**2.019**	**2.019**
Stddev	.051	.005	.011	.001	.006	.003	.049
%RSD	2.513	.2399	.5370	.0266	.3394	.1316	2.411
#1	2.069	1.999	2.002	1.985	1.916	2.017	2.054
#2	1.997	2.006	2.017	1.985	1.926	2.021	1.985
Check ?	Chk Pass	Chk Pass	Chk Pass	Chk Pass	Chk Pass	Chk Pass	Chk Pass
Value							
Range							

Int. Std.	Y_3600	Y_3710	Y_2243	In2306
Units	Cts/S	Cts/S	Cts/S	Cts/S
Avg	**75203.**	**6794.9**	**2816.1**	**3964.8**
Stddev	53.	133.0	1.3	4.4
%RSD	.07007	1.9577	.04451	.11074
#1	75241.	6700.8	2817.0	3967.9
#2	75166.	6888.9	2815.2	3961.7

Zoom In Zoom Out

Sample Name: ccbconf Acquired: 6/27/2014 12:32:11 Type: QC
Method: Accutest1(v23) Mode: CONC Corr. Factor: 1.000000
User: admin Custom ID1: Custom ID2: Custom ID3:
Comment:

Elem	Ba4554	Be3130	Cd2288	Co2286	Cr2677	Cu3247	Mn2576	Ni2316	Ag3280
Units	ppm	ppm	ppm	ppm	ppm	ppm	ppm	ppm	ppm
Avg	**.0001**	**-.0000**	**-.0001**	**.0000**	**.0002**	**.0001**	**.0000**	**.0003**	**-.0004**
Stddev	.0003	.0001	.0001	.0001	.0000	.0000	.0000	.0001	.0000
%RSD	223.1	115.9	114.4	457.4	16.98	20.46	30.66	54.97	6.821
#1	-.0001	-.0000	-.0000	-.0000	.0002	.0002	.0001	.0002	-.0004
#2	.0004	-.0001	-.0002	.0001	.0002	.0001	.0000	.0004	-.0004
Check ?	Chk Pass	Chk Pass	Chk Pass	Chk Pass	Chk Pass	Chk Pass	Chk Pass	Chk Pass	Chk Pass
High Limit									
Low Limit									

Elem	V_2924	Zn2062	As1890	Tl1908	Pb2203	Se1960	Sb2068	Al3961	Ca3179
Units	ppm	ppm	ppm	ppm	ppm	ppm	ppm	ppm	ppm
Avg	**.0001**	**-.0001**	**-.0004**	**.0007**	**-.0006**	**-.0008**	**-.0004**	**.0102**	**.0035**
Stddev	.0002	.0000	.0001	.0002	.0002	.0002	.0011	.0061	.0011
%RSD	209.8	23.98	11.50	28.01	36.66	25.00	275.9	59.79	31.22
#1	-.0001	-.0001	-.0005	.0008	-.0004	-.0010	-.0012	.0059	.0043
#2	.0003	-.0001	-.0004	.0005	-.0008	-.0007	.0004	.0145	.0027
Check ?	Chk Pass	Chk Pass	Chk Pass	Chk Pass	Chk Pass	Chk Pass	Chk Pass	Chk Pass	Chk Pass
High Limit									
Low Limit									

Elem	Fe2599	Mg2790	K_7664	Na5895	B_2089	Mo2020	Pd3404	Si2124	Sn1899
Units	ppm	ppm	ppm	ppm	ppm	ppm	ppm	ppm	ppm
Avg	**.0103**	**.0084**	**.0441**	**.0099**	**.0007**	**.0014**	**-.0020**	**.0007**	**.0004**
Stddev	.0020	.0241	.0179	.0040	.0003	.0005	.0009	.0007	.0003
%RSD	18.99	286.2	40.54	40.63	48.72	36.53	46.52	91.82	88.02
#1	.0089	.0254	.0315	.0128	.0010	.0017	-.0026	.0003	.0001
#2	.0117	-.0086	.0568	.0071	.0005	.0010	-.0013	.0012	.0006
Check ?	Chk Pass	Chk Pass	Chk Pass	Chk Pass	Chk Pass	Chk Pass	Chk Pass	Chk Pass	Chk Pass
High Limit									
Low Limit									

Zoom In Zoom Out

Sample Name: ccbconf Acquired: 6/27/2014 12:32:11 Type: QC
Method: Accutest1(v23) Mode: CONC Corr. Factor: 1.000000
User: admin Custom ID1: Custom ID2: Custom ID3:
Comment:

Elem	Sr4077	Ti3349	W_2079	Zr3391	S_1820	Bi2230	Li6707
Units	ppm	ppm	ppm	ppm	ppm	ppm	ppm
Avg	**.0002**	**.0005**	**.0091**	**.0003**	**-.0003**	**.0018**	**.0006**
Stddev	.0000	.0000	.0011	.0002	.0012	.0011	.0011
%RSD	23.01	9.209	11.55	57.44	411.7	61.60	175.4
#1	.0001	.0006	.0098	.0004	-.0012	.0027	.0014
#2	.0002	.0005	.0084	.0002	.0006	.0010	-.0002
Check ?	Chk Pass	Chk Pass	Chk Pass	Chk Pass	Chk Pass	Chk Pass	Chk Pass
High Limit							
Low Limit							

Int. Std.	Y_3600	Y_3710	Y_2243	In2306
Units	Cts/S	Cts/S	Cts/S	Cts/S
Avg	**77444.**	**6842.4**	**2978.7**	**4483.6**
Stddev	144.	190.3	19.4	33.3
%RSD	.18573	2.7813	.65211	.74179
#1	77343.	6977.0	2965.0	4460.0
#2	77546.	6707.9	2992.4	4507.1

Zoom In Zoom Out

Sample Name: icv Acquired: 6/27/2014 12:41:28 Type: QC
Method: Accutest1(v23) Mode: CONC Corr. Factor: 1.000000
User: admin Custom ID1: Custom ID2: Custom ID3:
Comment:

Elem	Ba4554	Be3130	Cd2288	Co2286	Cr2677	Cu3247	Mn2576	Ni2316	Ag3280
Units	ppm	ppm	ppm	ppm	ppm	ppm	ppm	ppm	ppm
Avg	**2.010**	**2.015**	**2.014**	**2.041**	**2.091**	**1.998**	**2.109**	**2.044**	**.2547**
Stddev	.032	.037	.002	.001	.066	.053	.065	.001	.0065
%RSD	1.591	1.828	.0735	.0465	3.135	2.656	3.090	.0596	2.554
#1	2.005	2.017	2.014	2.040	2.167	2.059	2.184	2.042	.2621
#2	1.981	1.978	2.012	2.041	2.049	1.962	2.070	2.045	.2498
#3	2.045	2.052	2.015	2.041	2.058	1.972	2.073	2.044	.2522
Check ?	Chk Pass	Chk Pass	Chk Pass	Chk Pass	Chk Pass	Chk Pass	Chk Pass	Chk Pass	Chk Pass
Value									
Range									

Elem	V_2924	Zn2062	As1890	Tl1908	Pb2203	Se1960	Sb2068	Al3961	Ca3179
Units	ppm	ppm	ppm	ppm	ppm	ppm	ppm	ppm	ppm
Avg	**2.056**	**2.054**	**1.999**	**2.098**	**2.052**	**2.003**	**2.013**	**40.23**	**40.76**
Stddev	.062	.002	.004	.005	.003	.002	.003	.69	.71
%RSD	3.023	.0897	.2157	.2533	.1560	.0851	.1466	1.725	1.736
#1	2.127	2.053	1.997	2.103	2.050	2.004	2.015	40.26	40.75
#2	2.017	2.056	2.004	2.092	2.051	2.001	2.010	39.53	40.06
#3	2.023	2.054	1.997	2.100	2.056	2.003	2.015	40.91	41.47
Check ?	Chk Pass	Chk Pass	Chk Pass	Chk Pass	Chk Pass	Chk Pass	Chk Pass	Chk Pass	Chk Pass
Value									
Range									

Elem	Fe2599	Mg2790	K_7664	Na5895	B_2089	Mo2020	Pd3404	Si2124	Sn1899
Units	ppm	ppm	ppm	ppm	ppm	ppm	ppm	ppm	ppm
Avg	**41.30**	**40.41**	**39.69**	**40.09**	**2.026**	**2.040**	**2.041**	**5.065**	**2.079**
Stddev	.69	.61	.64	.64	.003	.002	.053	.003	.004
%RSD	1.668	1.518	1.607	1.606	.1517	.0824	2.617	.0648	.1829
#1	41.23	40.18	39.70	40.05	2.022	2.038	2.103	5.062	2.078
#2	40.64	39.94	39.05	39.47	2.027	2.042	2.007	5.066	2.076
#3	42.01	41.10	40.32	40.76	2.028	2.041	2.014	5.069	2.083
Check ?	Chk Pass	Chk Pass	Chk Pass	Chk Pass	Chk Pass	Chk Pass	Chk Pass	Chk Pass	Chk Pass
Value									
Range									

Zoom In Zoom Out

Sample Name: icv Acquired: 6/27/2014 12:41:28 Type: QC
Method: Accutest1(v23) Mode: CONC Corr. Factor: 1.000000
User: admin Custom ID1: Custom ID2: Custom ID3:
Comment:

Elem	Sr4077	Ti3349	W_2079	Zr3391	S_1820	Bi2230	Li6707
Units	ppm	ppm	ppm	ppm	ppm	ppm	ppm
Avg	**2.019**	**2.055**	**2.019**	**2.042**	**1.937**	**2.025**	**1.996**
Stddev	.034	.061	.003	.060	.002	.005	.033
%RSD	1.691	2.988	.1268	2.943	.0761	.2620	1.646
#1	2.015	2.126	2.017	2.111	1.936	2.027	1.994
#2	1.986	2.019	2.019	2.006	1.937	2.019	1.965
#3	2.054	2.020	2.022	2.008	1.939	2.029	2.030
Check ?	Chk Pass	Chk Pass	Chk Pass	Chk Pass	Chk Pass	Chk Pass	Chk Pass
Value							
Range							

Int. Std.	Y_3600	Y_3710	Y_2243	In2306
Units	Cts/S	Cts/S	Cts/S	Cts/S
Avg	**73428.**	**6812.5**	**2789.8**	**3932.1**
Stddev	1937.	99.1	2.1	2.2
%RSD	2.6378	1.4541	.07531	.05687
#1	71194.	6835.5	2792.0	3934.1
#2	74636.	6898.0	2787.8	3929.7
#3	74453.	6703.9	2789.5	3932.6

Zoom In Zoom Out

Sample Name: icb Acquired: 6/27/2014 12:54:06 Type: QC
Method: Accutest1(v23) Mode: CONC Corr. Factor: 1.000000
User: admin Custom ID1: Custom ID2: Custom ID3:
Comment:

Elem	Ba4554	Be3130	Cd2288	Co2286	Cr2677	Cu3247	Mn2576	Ni2316	Ag3280
Units	ppm	ppm	ppm	ppm	ppm	ppm	ppm	ppm	ppm
Avg	**-.0000**	**-.0000**	**.0000**	**.0001**	**.0001**	**-.0000**	**.0000**	**.0000**	**-.0001**
Stddev	.0002	.0001	.0001	.0001	.0001	.0000	.0001	.0003	.0003
%RSD	3345.	237.8	198.9	160.1	90.51	71.35	139.9	690.6	434.4
#1	-.0001	.0000	-.0000	.0001	.0001	-.0000	.0000	-.0002	-.0003
#2	.0001	-.0001	.0001	-.0000	.0002	-.0001	.0001	.0002	.0001
Check ?	Chk Pass	Chk Pass	Chk Pass	Chk Pass	Chk Pass	Chk Pass	Chk Pass	Chk Pass	Chk Pass
High Limit									
Low Limit									

Elem	V_2924	Zn2062	As1890	Tl1908	Pb2203	Se1960	Sb2068	Al3961	Ca3179
Units	ppm	ppm	ppm	ppm	ppm	ppm	ppm	ppm	ppm
Avg	**-.0000**	**-.0001**	**.0002**	**.0008**	**-.0003**	**-.0002**	**-.0005**	**-.0028**	**.0054**
Stddev	.0001	.0000	.0006	.0008	.0003	.0013	.0002	.0108	.0106
%RSD	134.9	30.37	276.5	98.18	92.64	759.8	30.20	378.1	198.2
#1	-.0001	-.0001	.0006	.0013	-.0005	.0008	-.0004	-.0105	.0129
#2	-.0000	-.0001	-.0002	.0002	-.0001	-.0011	-.0006	.0048	-.0021
Check ?	Chk Pass	Chk Pass	Chk Pass	Chk Pass	Chk Pass	Chk Pass	Chk Pass	Chk Pass	Chk Pass
High Limit									
Low Limit									

Elem	Fe2599	Mg2790	K_7664	Na5895	B_2089	Mo2020	Pd3404	Si2124	Sn1899
Units	ppm	ppm	ppm	ppm	ppm	ppm	ppm	ppm	ppm
Avg	**.0005**	**-.0133**	**-.0026**	**-.0006**	**.0006**	**.0002**	**-.0017**	**.0006**	**.0003**
Stddev	.0015	.0412	.0002	.0038	.0001	.0000	.0012	.0006	.0004
%RSD	303.6	308.9	9.379	602.0	12.84	2.504	68.97	93.01	126.6
#1	.0016	.0158	-.0024	.0021	.0007	.0002	-.0025	.0010	.0006
#2	-.0006	-.0424	-.0028	-.0033	.0006	.0002	-.0009	.0002	.0000
Check ?	Chk Pass	Chk Pass	Chk Pass	Chk Pass	Chk Pass	Chk Pass	Chk Pass	Chk Pass	Chk Pass
High Limit									
Low Limit									

Zoom In Zoom Out

Sample Name: icb Acquired: 6/27/2014 12:54:06 Type: QC
Method: Accutest1(v23) Mode: CONC Corr. Factor: 1.000000
User: admin Custom ID1: Custom ID2: Custom ID3:
Comment:

Elem	Sr4077	Ti3349	W_2079	Zr3391	S_1820	Bi2230	Li6707
Units	ppm	ppm	ppm	ppm	ppm	ppm	ppm
Avg	**.0001**	**-.0001**	**.0033**	**.0002**	**.0012**	**.0005**	**.0005**
Stddev	.0001	.0003	.0009	.0001	.0006	.0010	.0002
%RSD	61.38	242.8	26.73	58.80	53.48	201.4	48.86
#1	.0001	.0001	.0039	.0001	.0007	-.0002	.0007
#2	.0002	-.0003	.0027	.0002	.0016	.0012	.0003
Check ?	Chk Pass	Chk Pass	Chk Pass	Chk Pass	Chk Pass	Chk Pass	Chk Pass
High Limit							
Low Limit							

Int. Std.	Y_3600	Y_3710	Y_2243	In2306
Units	Cts/S	Cts/S	Cts/S	Cts/S
Avg	**76614.**	**6940.9**	**2952.4**	**4448.3**
Stddev	30.	36.7	44.4	63.8
%RSD	.03905	.52850	1.5045	1.4348
#1	76593.	6915.0	2921.0	4403.2
#2	76635.	6966.9	2983.9	4493.5

Zoom In Zoom Out

Sample Name: iccv Acquired: 6/27/2014 13:00:03 Type: QC
Method: Accutest1(v23) Mode: CONC Corr. Factor: 1.000000
User: admin Custom ID1: Custom ID2: Custom ID3:
Comment:

Elem	Ba4554	Be3130	Cd2288	Co2286	Cr2677	Cu3247	Mn2576	Ni2316	Ag3280
Units	ppm	ppm	ppm	ppm	ppm	ppm	ppm	ppm	ppm
Avg	**1.970**	**1.984**	**2.000**	**2.021**	**2.037**	**1.943**	**2.050**	**2.025**	**.2480**
Stddev	.013	.015	.013	.009	.012	.007	.007	.009	.0008
%RSD	.6592	.7696	.6622	.4565	.5697	.3741	.3551	.4371	.3398
#1	1.972	1.990	2.001	2.020	2.022	1.939	2.041	2.023	.2471
#2	1.975	1.994	2.004	2.028	2.042	1.953	2.053	2.031	.2483
#3	1.952	1.962	1.981	2.008	2.033	1.942	2.050	2.013	.2490
#4	1.983	1.991	2.013	2.027	2.049	1.937	2.058	2.032	.2474
Check ?	Chk Pass	Chk Pass	Chk Pass	Chk Pass	Chk Pass	Chk Pass	Chk Pass	Chk Pass	Chk Pass
Value									
Range									

Elem	V_2924	Zn2062	As1890	Tl1908	Pb2203	Se1960	Sb2068	Al3961	Ca3179
Units	ppm	ppm	ppm	ppm	ppm	ppm	ppm	ppm	ppm
Avg	**1.999**	**2.031**	**1.985**	**2.084**	**2.035**	**1.991**	**1.999**	**39.43**	**40.09**
Stddev	.007	.009	.014	.011	.010	.012	.017	.30	.30
%RSD	.3732	.4247	.7045	.5371	.4922	.5940	.8353	.7720	.7566
#1	1.989	2.031	1.987	2.083	2.031	1.994	2.000	39.55	40.10
#2	2.005	2.040	1.993	2.092	2.040	1.995	2.003	39.53	40.33
#3	1.997	2.020	1.965	2.069	2.023	1.974	1.977	38.98	39.65
#4	2.005	2.035	1.996	2.093	2.045	2.001	2.018	39.66	40.25
Check ?	Chk Pass	Chk Pass	Chk Pass	Chk Pass	Chk Pass	Chk Pass	Chk Pass	Chk Pass	Chk Pass
Value									
Range									

Zoom In Zoom Out

Sample Name: iccv Acquired: 6/27/2014 13:00:03 Type: QC
Method: Accutest1(v23) Mode: CONC Corr. Factor: 1.000000
User: admin Custom ID1: Custom ID2: Custom ID3:
Comment:

Elem	Fe2599	Mg2790	K_7664	Na5895	B_2089	Mo2020	Pd3404	Si2124	Sn1899
Units	ppm	ppm	ppm	ppm	ppm	ppm	ppm	ppm	ppm
Avg	**40.63**	**39.79**	**38.91**	**39.33**	**2.011**	**2.024**	**1.985**	**5.032**	**2.056**
Stddev	.31	.31	.34	.29	.014	.012	.013	.033	.013
%RSD	.7727	.7763	.8611	.7262	.6814	.5688	.6304	.6610	.6076
#1	40.78	39.70	39.11	39.49	2.012	2.023	1.984	5.040	2.060
#2	40.74	40.21	38.99	39.39	2.015	2.030	2.001	5.044	2.065
#3	40.17	39.47	38.41	38.91	1.992	2.008	1.984	4.984	2.038
#4	40.85	39.78	39.12	39.53	2.025	2.034	1.970	5.061	2.063
Check ?	Chk Pass	Chk Pass	Chk Pass	Chk Pass	Chk Pass	Chk Pass	Chk Pass	Chk Pass	Chk Pass
Value									
Range									

Elem	Sr4077	Ti3349	W_2079	Zr3391	S_1820	Bi2230	Li6707
Units	ppm	ppm	ppm	ppm	ppm	ppm	ppm
Avg	**1.978**	**1.999**	**2.000**	**1.984**	**1.921**	**2.016**	**1.959**
Stddev	.015	.004	.011	.006	.009	.017	.015
%RSD	.7741	.2125	.5564	.2893	.4930	.8299	.7845
#1	1.981	1.993	1.999	1.976	1.926	2.015	1.972
#2	1.983	2.002	2.006	1.989	1.921	2.018	1.957
#3	1.957	1.999	1.985	1.985	1.908	1.996	1.938
#4	1.992	2.001	2.011	1.987	1.929	2.036	1.970
Check ?	Chk Pass	Chk Pass	Chk Pass	Chk Pass	Chk Pass	Chk Pass	Chk Pass
Value							
Range							

Zoom In Zoom Out

Sample Name: iccv Acquired: 6/27/2014 13:00:03 Type: QC
Method: Accutest1(v23) Mode: CONC Corr. Factor: 1.000000
User: admin Custom ID1: Custom ID2: Custom ID3:
Comment:

Int. Std.	Y_3600	Y_3710	Y_2243	In2306
Units	Cts/S	Cts/S	Cts/S	Cts/S
Avg	**74972.**	**6910.0**	**2809.6**	**3959.4**
Stddev	520.	43.9	13.4	13.6
%RSD	.69305	.63602	.47730	.34224
#1	75707.	6938.0	2801.2	3953.4
#2	74673.	6862.1	2803.2	3951.2
#3	74959.	6955.4	2829.6	3979.7
#4	74548.	6884.4	2804.3	3953.3

Zoom In Zoom Out

Sample Name: ccb Acquired: 6/27/2014 13:10:29 Type: QC
Method: Accutest1(v23) Mode: CONC Corr. Factor: 1.000000
User: admin Custom ID1: Custom ID2: Custom ID3:
Comment:

Elem	Ba4554	Be3130	Cd2288	Co2286	Cr2677	Cu3247	Mn2576	Ni2316	Ag3280
Units	ppm	ppm	ppm	ppm	ppm	ppm	ppm	ppm	ppm
Avg	**.0004**	**-.0000**	**-.0001**	**.0000**	**.0001**	**.0001**	**-.0000**	**.0001**	**.0001**
Stddev	.0000	.0001	.0001	.0001	.0001	.0003	.0001	.0002	.0001
%RSD	7.410	496.7	89.97	463.7	116.3	223.6	5362.	186.4	55.73
#1	.0005	.0000	-.0002	-.0001	.0000	.0003	.0000	-.0000	.0001
#2	.0004	-.0001	-.0000	.0001	.0002	-.0001	-.0000	.0003	.0001
Check ?	Chk Pass	Chk Pass	Chk Pass	Chk Pass	Chk Pass	Chk Pass	Chk Pass	Chk Pass	Chk Pass
High Limit									
Low Limit									

Elem	V_2924	Zn2062	As1890	Tl1908	Pb2203	Se1960	Sb2068	Al3961	Ca3179
Units	ppm	ppm	ppm	ppm	ppm	ppm	ppm	ppm	ppm
Avg	**.0000**	**-.0001**	**-.0007**	**.0015**	**-.0002**	**.0004**	**-.0010**	**.0092**	**.0025**
Stddev	.0002	.0000	.0002	.0005	.0007	.0000	.0000	.0042	.0069
%RSD	593.0	36.31	27.15	32.54	330.0	11.74	1.816	45.78	279.1
#1	.0002	-.0001	-.0005	.0018	-.0007	.0004	-.0010	.0063	-.0024
#2	-.0001	-.0001	-.0008	.0011	.0003	.0004	-.0010	.0122	.0073
Check ?	Chk Pass	Chk Pass	Chk Pass	Chk Pass	Chk Pass	Chk Pass	Chk Pass	Chk Pass	Chk Pass
High Limit									
Low Limit									

Elem	Fe2599	Mg2790	K_7664	Na5895	B_2089	Mo2020	Pd3404	Si2124	Sn1899
Units	ppm	ppm	ppm	ppm	ppm	ppm	ppm	ppm	ppm
Avg	**.0069**	**.0003**	**.0436**	**.0153**	**.0013**	**.0013**	**-.0008**	**.0018**	**.0003**
Stddev	.0054	.0184	.0256	.0064	.0003	.0003	.0002	.0010	.0004
%RSD	78.81	5891.	58.78	42.05	23.08	19.62	19.11	54.32	105.8
#1	.0107	.0134	.0255	.0108	.0011	.0015	-.0007	.0011	.0006
#2	.0031	-.0127	.0617	.0199	.0015	.0012	-.0009	.0025	.0001
Check ?	Chk Pass	Chk Pass	Chk Pass	Chk Pass	Chk Pass	Chk Pass	Chk Pass	Chk Pass	Chk Pass
High Limit									
Low Limit									

Zoom In Zoom Out

Sample Name: ccb Acquired: 6/27/2014 13:10:29 Type: QC
Method: Accutest1(v23) Mode: CONC Corr. Factor: 1.000000
User: admin Custom ID1: Custom ID2: Custom ID3:
Comment:

Elem	Sr4077	Ti3349	W_2079	Zr3391	S_1820	Bi2230	Li6707
Units	ppm	ppm	ppm	ppm	ppm	ppm	ppm
Avg	**.0001**	**.0002**	**.0088**	**.0003**	**-.0010**	**.0027**	**.0010**
Stddev	.0001	.0003	.0009	.0001	.0009	.0005	.0005
%RSD	152.4	170.1	9.748	20.30	97.18	19.30	45.38
#1	.0001	.0004	.0094	.0004	-.0003	.0023	.0013
#2	-.0000	-.0000	.0082	.0003	-.0016	.0030	.0007
Check ?	Chk Pass	Chk Pass	Chk Pass	Chk Pass	Chk Pass	Chk Pass	Chk Pass
High Limit							
Low Limit							

Int. Std.	Y_3600	Y_3710	Y_2243	In2306
Units	Cts/S	Cts/S	Cts/S	Cts/S
Avg	**75882.**	**6922.3**	**2959.3**	**4466.3**
Stddev	1244.	53.8	26.2	38.2
%RSD	1.6394	.77768	.88587	.85581
#1	76762.	6960.4	2977.9	4493.3
#2	75003.	6884.3	2940.8	4439.2

Zoom In Zoom Out

Sample Name: cri Acquired: 6/27/2014 13:16:05 Type: QC
Method: Accutest1(v23) Mode: CONC Corr. Factor: 1.000000
User: admin Custom ID1: Custom ID2: Custom ID3:
Comment:

Elem	Ba4554	Be3130	Cd2288	Co2286	Cr2677	Cu3247	Mn2576	Ni2316	Ag3280
Units	ppm	ppm	ppm	ppm	ppm	ppm	ppm	ppm	ppm
Avg	**.2041**	**.0021**	**.0033**	**.0510**	**.0111**	**.0096**	**.0164**	**.0103**	**.0046**
Stddev	.0007	.0001	.0000	.0004	.0001	.0001	.0000	.0001	.0006
%RSD	.3263	5.933	.6274	.7170	1.097	1.287	.2693	.9830	13.64
#1	.2045	.0022	.0032	.0507	.0112	.0095	.0164	.0103	.0051
#2	.2036	.0021	.0033	.0512	.0111	.0097	.0163	.0102	.0042
Check ?	Chk Pass	Chk Pass	Chk Pass	Chk Pass	Chk Pass	Chk Pass	Chk Pass	Chk Pass	Chk Pass
Value									
Range									

Elem	V_2924	Zn2062	As1890	Tl1908	Pb2203	Se1960	Sb2068	Al3961	Ca3179
Units	ppm	ppm	ppm	ppm	ppm	ppm	ppm	ppm	ppm
Avg	**.0561**	**.0236**	**.0079**	**.0103**	**.0028**	**.0124**	**.0050**	**.2116**	**5.270**
Stddev	.0001	.0002	.0000	.0008	.0006	.0012	.0004	.0172	.007
%RSD	.1644	.9440	.6065	8.058	19.83	9.741	7.176	8.144	.1309
#1	.0560	.0235	.0079	.0109	.0024	.0133	.0053	.1994	5.265
#2	.0561	.0238	.0079	.0097	.0032	.0116	.0048	.2238	5.275
Check ?	Chk Pass	Chk Pass	Chk Pass	Chk Pass	Chk Pass	Chk Pass	Chk Pass	Chk Pass	Chk Pass
Value									
Range									

Elem	Fe2599	Mg2790	K_7664	Na5895	B_2089	Mo2020	Pd3404	Si2124	Sn1899
Units	ppm	ppm	ppm	ppm	ppm	ppm	ppm	ppm	ppm
Avg	**.1096**	**5.257**	**4.945**	**5.176**	**.1020**	**.0209**	**.0620**	**.2070**	**.0110**
Stddev	.0045	.001	.009	.003	.0018	.0003	.0021	.0006	.0000
%RSD	4.073	.0271	.1885	.0529	1.750	1.475	3.457	.3006	.4428
#1	.1064	5.258	4.952	5.178	.1008	.0207	.0605	.2066	.0110
#2	.1127	5.256	4.938	5.174	.1033	.0211	.0635	.2074	.0111
Check ?	Chk Pass	Chk Pass	Chk Pass	Chk Pass	Chk Pass	Chk Pass	Chk Pass	Chk Pass	Chk Pass
Value									
Range									

Zoom In Zoom Out

Sample Name: cri Acquired: 6/27/2014 13:16:05 Type: QC
Method: Accutest1(v23) Mode: CONC Corr. Factor: 1.000000
User: admin Custom ID1: Custom ID2: Custom ID3:
Comment:

Elem	Sr4077	Ti3349	W_2079	Zr3391	S_1820	Bi2230	Li6707
Units	ppm	ppm	ppm	ppm	ppm	ppm	ppm
Avg	**.0106**	**.0111**	**.0567**	F **.0132**	**.0501**	**.0230**	**.0221**
Stddev	.0001	.0005	.0012	.0002	.0015	.0011	.0000
%RSD	.7280	4.726	2.061	1.219	2.926	4.730	.1822
#1	.0106	.0115	.0558	.0133	.0511	.0222	.0220
#2	.0107	.0108	.0575	.0131	.0491	.0238	.0221
Check ?	Chk Pass	Chk Pass	Chk Pass	Chk Fail	Chk Pass	Chk Pass	Chk Pass
Value				.0100			
Range				30.00%			

Int. Std.	Y_3600	Y_3710	Y_2243	In2306
Units	Cts/S	Cts/S	Cts/S	Cts/S
Avg	**76778.**	**6938.6**	**2925.1**	**4375.8**
Stddev	373.	13.3	14.0	21.1
%RSD	.48606	.19205	.48013	.48291
#1	76514.	6929.1	2935.1	4390.7
#2	77042.	6948.0	2915.2	4360.8

Zoom In Zoom Out

Sample Name: crid Acquired: 6/27/2014 13:22:07 Type: QC
Method: Accutest1(v23) Mode: CONC Corr. Factor: 1.000000
User: admin Custom ID1: Custom ID2: Custom ID3:
Comment:

Elem	Ba4554	Be3130	Cd2288	Co2286	Cr2677	Cu3247	Mn2576	Ni2316
Units	ppm	ppm	ppm	ppm	ppm	ppm	ppm	ppm
Avg	**.0039**	**.0009**	**.0010**	**.0031**	**.0024**	**.0020**	**.0033**	**.0041**
Stddev	.0000	.0000	.0000	.0002	.0000	.0004	.0001	.0002
%RSD	.1927	3.700	2.147	6.210	.4753	20.73	1.627	3.713
#1	.0039	.0009	.0010	.0030	.0024	.0023	.0032	.0040
#2	.0039	.0009	.0010	.0032	.0024	.0017	.0033	.0042
Check ?	Chk Pass	Chk Pass	Chk Pass	Chk Pass	Chk Pass	Chk Pass	Chk Pass	Chk Pass
Value								
Range								

Elem	Ag3280	V_2924	Zn2062	As1890	Tl1908	Pb2203	Se1960	Sb2068
Units	ppm	ppm	ppm	ppm	ppm	ppm	ppm	ppm
Avg	F **.0006**	**.0018**	**.0116**	**.0030**	**.0023**	**.0018**	**.0054**	**.0025**
Stddev	.0003	.0003	.0000	.0009	.0006	.0004	.0017	.0003
%RSD	55.28	17.89	.3290	29.90	24.85	19.46	32.49	13.37
#1	.0008	.0020	.0116	.0023	.0019	.0021	.0066	.0028
#2	.0004	.0016	.0116	.0036	.0027	.0016	.0041	.0023
Check ?	Chk Fail	Chk Pass	Chk Pass	Chk Pass	Chk Pass	Chk Pass	Chk Pass	Chk Pass
Value	.0010							
Range	-30.00%							

Elem	Al3961	Ca3179	Fe2599	Mg2790	K_7664	Na5895	B_2089	Mo2020
Units	ppm	ppm	ppm	ppm	ppm	ppm	ppm	ppm
Avg	**.1056**	**1.066**	**.0017**	**.1282**	**1.982**	**1.030**	**.0096**	**-.0000**
Stddev	.0082	.025	.0016	.0431	.059	.017	.0005	.0000
%RSD	7.736	2.333	93.97	33.65	2.956	1.624	4.865	76.17
#1	.0998	1.083	.0006	.1587	2.024	1.042	.0099	-.0000
#2	.1114	1.048	.0028	.0977	1.941	1.018	.0093	-.0001
Check ?	Chk Pass	Chk Pass	None	Chk Pass	Chk Pass	Chk Pass	Chk Pass	None
Value								
Range								

Zoom In Zoom Out

Sample Name: crid Acquired: 6/27/2014 13:22:07 Type: QC
Method: Accutest1(v23) Mode: CONC Corr. Factor: 1.000000
User: admin Custom ID1: Custom ID2: Custom ID3:
Comment:

Elem	Pd3404	Si2124	Sn1899	Sr4077	Ti3349	W_2079	Zr3391	S_1820
Units	ppm	ppm	ppm	ppm	ppm	ppm	ppm	ppm
Avg	**-.0006**	**-.0024**	**.0004**	**.0002**	**.0003**	F **-.0004**	F **-.0002**	F **.0003**
Stddev	.0007	.0003	.0007	.0000	.0004	.0004	.0000	.0003
%RSD	108.3	11.70	183.9	4.364	161.2	77.96	12.20	114.0
#1	-.0002	-.0022	.0008	.0002	.0005	-.0002	-.0003	.0001
#2	-.0011	-.0026	-.0001	.0001	-.0000	-.0007	-.0002	.0005
Check ?	None	None	None	None	None	Chk Fail	Chk Fail	Chk Fail
Value						.0040	.0040	.0040
Range						-30.00%	-30.00%	-30.00%

Elem	Bi2230	Li6707
Units	ppm	ppm
Avg	F **.0012**	F **.0005**
Stddev	.0012	.0003
%RSD	96.12	63.10
#1	.0004	.0007
#2	.0021	.0003
Check ?	Chk Fail	Chk Fail
Value	.0040	.0040
Range	-30.00%	-30.00%

Int. Std.	Y_3600	Y_3710	Y_2243	In2306
Units	Cts/S	Cts/S	Cts/S	Cts/S
Avg	**76911.**	**6933.5**	**2969.2**	**4457.3**
Stddev	351.	158.7	15.3	19.6
%RSD	.45669	2.2890	.51426	.44041
#1	76662.	6821.3	2980.0	4471.2
#2	77159.	7045.7	2958.4	4443.4

Zoom In Zoom Out

Sample Name: cria Acquired: 6/27/2014 13:28:13 Type: QC
Method: Accutest1(v23) Mode: CONC Corr. Factor: 1.000000
User: admin Custom ID1: Custom ID2: Custom ID3:
Comment:

Elem	Ba4554	Be3130	Cd2288	Co2286	Cr2677	Cu3247	Mn2576	Ni2316	Ag3280
Units	ppm	ppm	ppm	ppm	ppm	ppm	ppm	ppm	ppm
Avg	**.0002**	**-.0002**	**-.0000**	**.0000**	**.0004**	**.0000**	**.0000**	**.0002**	**-.0002**
Stddev	.0001	.0002	.0001	.0000	.0002	.0001	.0001	.0001	.0000
%RSD	49.69	102.7	234.6	84.24	45.06	219.1	571.6	55.86	5.526
#1	.0001	-.0000	.0000	.0000	.0005	-.0000	.0001	.0002	-.0002
#2	.0003	-.0003	-.0001	.0001	.0003	.0001	-.0000	.0001	-.0002
Check ?	None	None	None	None	None	None	None	None	None
Value									
Range									

Elem	V_2924	Zn2062	As1890	Tl1908	Pb2203	Se1960	Sb2068	Al3961	Ca3179
Units	ppm	ppm	ppm	ppm	ppm	ppm	ppm	ppm	ppm
Avg	**-.0002**	**.0001**	**.0187**	**.0002**	**.0192**	**.0199**	**.0189**	**.5238**	**.0023**
Stddev	.0001	.0000	.0004	.0003	.0002	.0011	.0005	.0045	.0003
%RSD	39.55	18.89	1.908	160.5	.8456	5.306	2.795	.8554	11.84
#1	-.0002	.0001	.0185	.0004	.0191	.0206	.0192	.5269	.0025
#2	-.0003	.0001	.0190	-.0000	.0193	.0191	.0185	.5206	.0021
Check ?	None	None	Chk Pass	None	Chk Pass	Chk Pass	Chk Pass	Chk Pass	None
Value									
Range									

Elem	Fe2599	Mg2790	K_7664	Na5895	B_2089	Mo2020	Pd3404	Si2124	Sn1899
Units	ppm	ppm	ppm	ppm	ppm	ppm	ppm	ppm	ppm
Avg	**.5464**	**.0129**	**.0054**	**-.0075**	**-.0003**	**-.0003**	**-.0005**	**-.0021**	**.0002**
Stddev	.0004	.0211	.0228	.0023	.0002	.0001	.0004	.0000	.0003
%RSD	.0733	163.3	418.7	30.56	59.54	36.26	89.04	1.273	142.3
#1	.5467	.0278	-.0107	-.0058	-.0004	-.0002	-.0007	-.0021	-.0000
#2	.5461	-.0020	.0215	-.0091	-.0002	-.0004	-.0002	-.0022	.0004
Check ?	Chk Pass	None	None	None	None	None	None	None	None
Value									
Range									

Zoom In Zoom Out

Sample Name: cria Acquired: 6/27/2014 13:28:13 Type: QC
Method: Accutest1(v23) Mode: CONC Corr. Factor: 1.000000
User: admin Custom ID1: Custom ID2: Custom ID3:
Comment:

Elem	Sr4077	Ti3349	W_2079	Zr3391	S_1820	Bi2230	Li6707
Units	ppm	ppm	ppm	ppm	ppm	ppm	ppm
Avg	**.0001**	**.0001**	**-.0028**	**-.0002**	**.0008**	**-.0007**	**.0002**
Stddev	.0000	.0007	.0008	.0001	.0016	.0002	.0009
%RSD	15.76	1252.	28.09	24.94	200.4	20.38	560.6
#1	.0001	-.0004	-.0022	-.0003	.0020	-.0009	.0008
#2	.0001	.0005	-.0033	-.0002	-.0003	-.0006	-.0005
Check ?	None	None	None	None	None	None	None
Value							
Range							

Int. Std.	Y_3600	Y_3710	Y_2243	In2306
Units	Cts/S	Cts/S	Cts/S	Cts/S
Avg	**77624.**	**7022.6**	**3001.0**	**4510.6**
Stddev	229.	16.4	16.9	21.1
%RSD	.29533	.23300	.56219	.46691
#1	77462.	7034.1	2989.1	4495.7
#2	77787.	7011.0	3013.0	4525.5

Zoom In Zoom Out

Sample Name: crid Acquired: 6/27/2014 13:34:19 Type: QC
Method: Accutest1(v23) Mode: CONC Corr. Factor: 1.000000
User: admin Custom ID1: Custom ID2: Custom ID3:
Comment:

Elem	Ba4554	Be3130	Cd2288	Co2286	Cr2677	Cu3247	Mn2576	Ni2316
Units	ppm	ppm	ppm	ppm	ppm	ppm	ppm	ppm
Avg	**.0043**	**.0009**	**.0010**	**.0031**	**.0021**	**.0017**	**.0033**	**.0042**
Stddev	.0002	.0001	.0000	.0002	.0005	.0003	.0000	.0002
%RSD	4.794	13.98	4.597	6.756	21.18	17.67	.1894	4.128
#1	.0042	.0009	.0010	.0030	.0018	.0015	.0033	.0041
#2	.0045	.0008	.0011	.0033	.0025	.0019	.0033	.0044
Check ?	Chk Pass	Chk Pass	Chk Pass	Chk Pass	Chk Pass	Chk Pass	Chk Pass	Chk Pass
Value								
Range								

Elem	Ag3280	V_2924	Zn2062	As1890	Tl1908	Pb2203	Se1960	Sb2068
Units	ppm	ppm	ppm	ppm	ppm	ppm	ppm	ppm
Avg	**.0012**	**.0019**	**.0116**	**.0022**	**.0019**	**.0018**	**.0036**	**.0027**
Stddev	.0004	.0002	.0000	.0004	.0005	.0007	.0013	.0006
%RSD	34.08	8.571	.0980	20.10	24.70	41.95	35.59	22.97
#1	.0015	.0018	.0116	.0025	.0022	.0012	.0045	.0032
#2	.0009	.0020	.0116	.0019	.0015	.0023	.0027	.0023
Check ?	Chk Pass	Chk Pass	Chk Pass	Chk Pass	Chk Pass	Chk Pass	Chk Pass	Chk Pass
Value								
Range								

Elem	Al3961	Ca3179	Fe2599	Mg2790	K_7664	Na5895	B_2089	Mo2020
Units	ppm	ppm	ppm	ppm	ppm	ppm	ppm	ppm
Avg	**.1173**	**1.062**	**.0020**	**.1290**	**2.041**	**1.030**	**.0098**	**-.0005**
Stddev	.0230	.003	.0048	.0249	.025	.008	.0002	.0000
%RSD	19.63	.2368	243.7	19.29	1.238	.8067	2.502	.7028
#1	.1336	1.064	-.0014	.1114	2.024	1.036	.0100	-.0005
#2	.1010	1.061	.0053	.1465	2.059	1.025	.0096	-.0005
Check ?	Chk Pass	Chk Pass	None	Chk Pass	Chk Pass	Chk Pass	Chk Pass	None
Value								
Range								

Zoom In Zoom Out

Sample Name: crid Acquired: 6/27/2014 13:34:19 Type: QC
Method: Accutest1(v23) Mode: CONC Corr. Factor: 1.000000
User: admin Custom ID1: Custom ID2: Custom ID3:
Comment:

Elem	Pd3404	Si2124	Sn1899	Sr4077	Ti3349	W_2079	Zr3391	S_1820
Units	ppm	ppm	ppm	ppm	ppm	ppm	ppm	ppm
Avg	**.0003**	**-.0022**	**-.0000**	**.0000**	**-.0002**	F **-.0032**	F **-.0002**	F **.0003**
Stddev	.0010	.0005	.0007	.0000	.0000	.0002	.0001	.0008
%RSD	342.9	23.46	8604.	78.87	2.398	7.639	36.43	327.1
#1	-.0004	-.0018	-.0005	.0001	-.0002	-.0030	-.0002	-.0003
#2	.0010	-.0026	.0005	.0000	-.0002	-.0034	-.0001	.0008
Check ?	None	None	None	None	None	Chk Fail	Chk Fail	Chk Fail
Value						.0040	.0040	.0040
Range						-30.00%	-30.00%	-30.00%

Elem	Bi2230	Li6707
Units	ppm	ppm
Avg	F **-.0010**	F **.0005**
Stddev	.0009	.0003
%RSD	98.48	65.34
#1	-.0016	.0007
#2	-.0003	.0003
Check ?	Chk Fail	Chk Fail
Value	.0040	.0040
Range	-30.00%	-30.00%

Int. Std.	Y_3600	Y_3710	Y_2243	In2306
Units	Cts/S	Cts/S	Cts/S	Cts/S
Avg	**76982.**	**6916.2**	**2944.7**	**4420.0**
Stddev	514.	3.6	7.8	12.7
%RSD	.66803	.05246	.26560	.28659
#1	77346.	6918.7	2950.2	4429.0
#2	76619.	6913.6	2939.2	4411.1

Zoom In Zoom Out

Sample Name: icsa Acquired: 6/27/2014 13:40:24 Type: QC
Method: Accutest1(v23) Mode: CONC Corr. Factor: 1.000000
User: admin Custom ID1: Custom ID2: Custom ID3:
Comment:

Elem	Ba4554	Be3130	Cd2288	Co2286	Cr2677	Cu3247	Mn2576	Ni2316	Ag3280
Units	ppm	ppm	ppm	ppm	ppm	ppm	ppm	ppm	ppm
Avg	**-.0011**	**.0007**	**.0014**	**-.0009**	**-.0018**	**-.0026**	**.0031**	**.0006**	**.0069**
Stddev	.0002	.0000	.0000	.0003	.0000	.0001	.0001	.0001	.0001
%RSD	19.00	.9048	.6328	30.06	1.509	5.403	3.126	20.54	1.299
#1	-.0010	.0006	.0014	-.0011	-.0018	-.0026	.0032	.0007	.0069
#2	-.0013	.0007	.0014	-.0007	-.0018	-.0025	.0030	.0006	.0068
Check ?	Chk Pass	Chk Pass	Chk Pass	Chk Pass	Chk Pass	Chk Pass	Chk Pass	Chk Pass	Chk Pass
High Limit									
Low Limit									

Elem	V_2924	Zn2062	As1890	Tl1908	Pb2203	Se1960	Sb2068	Al3961	Ca3179
Units	ppm	ppm	ppm	ppm	ppm	ppm	ppm	ppm	ppm
Avg	**.0033**	**.0017**	**.0009**	**.0026**	**-.0008**	**.0076**	**.0007**	**537.0**	**407.4**
Stddev	.0001	.0004	.0001	.0008	.0008	.0009	.0024	.4	.6
%RSD	4.263	25.37	11.50	30.16	94.04	12.07	347.3	.0767	.1409
#1	.0032	.0021	.0009	.0031	-.0014	.0070	.0024	537.3	407.8
#2	.0034	.0014	.0010	.0020	-.0003	.0083	-.0010	536.7	407.0
Check ?	Chk Pass	Chk Pass	Chk Pass	Chk Pass	Chk Pass	Chk Pass	Chk Pass	Chk Pass	Chk Pass
High Limit									
Low Limit									

Elem	Fe2599	Mg2790	K_7664	Na5895	B_2089	Mo2020	Pd3404	Si2124	Sn1899
Units	ppm	ppm	ppm	ppm	ppm	ppm	ppm	ppm	ppm
Avg	**197.3**	**525.0**	**-.0262**	**-.0058**	**-.0009**	**.0005**	**-.0101**	**-.0052**	**-.0032**
Stddev	.5	2.1	.0082	.0019	.0000	.0004	.0011	.0017	.0006
%RSD	.2435	.3983	31.27	32.01	5.662	94.71	11.01	31.69	18.79
#1	197.6	526.5	-.0320	-.0045	-.0008	.0002	-.0093	-.0064	-.0028
#2	196.9	523.5	-.0204	-.0071	-.0009	.0008	-.0109	-.0041	-.0037
Check ?	Chk Pass	Chk Pass	Chk Pass	Chk Pass	Chk Pass	Chk Pass	Chk Pass	Chk Pass	Chk Pass
High Limit									
Low Limit									

Zoom In Zoom Out

Sample Name: icsa Acquired: 6/27/2014 13:40:24 Type: QC
Method: Accutest1(v23) Mode: CONC Corr. Factor: 1.000000
User: admin Custom ID1: Custom ID2: Custom ID3:
Comment:

Elem	Sr4077	Ti3349	W_2079	Zr3391	S_1820	Bi2230	Li6707
Units	ppm	ppm	ppm	ppm	ppm	ppm	ppm
Avg	**-.0056**	**.0020**	**-.0460**	**.0023**	**-.0244**	**.0297**	**.0043**
Stddev	.0000	.0001	.0014	.0003	.0049	.0023	.0003
%RSD	.4052	5.625	2.958	14.49	20.21	7.877	7.493
#1	-.0055	.0020	-.0470	.0026	-.0209	.0281	.0045
#2	-.0056	.0021	-.0451	.0021	-.0279	.0314	.0041
Check ?	Chk Pass	Chk Pass	Chk Pass	Chk Pass	Chk Pass	Chk Pass	Chk Pass
High Limit							
Low Limit							

Int. Std.	Y_3600	Y_3710	Y_2243	In2306
Units	Cts/S	Cts/S	Cts/S	Cts/S
Avg	**68211.**	**6387.1**	**2478.2**	**3341.8**
Stddev	169.	22.3	18.3	20.6
%RSD	.24819	.34971	.73905	.61776
#1	68091.	6371.3	2491.2	3356.4
#2	68330.	6402.9	2465.3	3327.2

Zoom In Zoom Out

Sample Name: ICSAB Acquired: 6/27/2014 13:46:23 Type: QC
Method: Accutest1(v23) Mode: CONC Corr. Factor: 1.000000
User: admin Custom ID1: Custom ID2: Custom ID3:
Comment:

Elem	Ba4554	Be3130	Cd2288	Co2286	Cr2677	Cu3247	Mn2576	Ni2316	Ag3280
Units	ppm	ppm	ppm	ppm	ppm	ppm	ppm	ppm	ppm
Avg	**.5099**	**.5030**	**1.031**	**.4903**	**.4838**	**.5107**	**.5036**	**.9572**	**1.055**
Stddev	.0005	.0003	.002	.0016	.0001	.0003	.0000	.0035	.001
%RSD	.1078	.0674	.1796	.3246	.0107	.0635	.0083	.3614	.0859
#1	.5103	.5032	1.030	.4891	.4837	.5104	.5036	.9548	1.055
#2	.5095	.5027	1.032	.4914	.4838	.5109	.5035	.9597	1.056
Check ?	Chk Pass	Chk Pass	Chk Pass	Chk Pass	Chk Pass	Chk Pass	Chk Pass	Chk Pass	Chk Pass
Value									
Range									

Elem	V_2924	Zn2062	As1890	Tl1908	Pb2203	Se1960	Sb2068	Al3961	Ca3179
Units	ppm	ppm	ppm	ppm	ppm	ppm	ppm	ppm	ppm
Avg	**.5069**	**.9694**	**1.080**	**.9652**	**.9614**	**1.066**	**1.042**	**526.9**	**393.5**
Stddev	.0009	.0024	.003	.0011	.0028	.002	.004	.2	.2
%RSD	.1818	.2474	.2296	.1119	.2876	.1846	.3644	.0442	.0435
#1	.5063	.9677	1.078	.9659	.9595	1.065	1.039	527.1	393.4
#2	.5076	.9711	1.081	.9644	.9634	1.067	1.045	526.7	393.6
Check ?	Chk Pass	Chk Pass	Chk Pass	Chk Pass	Chk Pass	Chk Pass	Chk Pass	Chk Pass	Chk Pass
Value									
Range									

Elem	Fe2599	Mg2790	K_7664	Na5895	B_2089	Mo2020	Pd3404	Si2124	Sn1899
Units	ppm	ppm	ppm	ppm	ppm	ppm	ppm	ppm	ppm
Avg	**196.1**	**518.2**	**.0057**	**.0130**	**.0042**	**.5062**	**.5409**	**-.0054**	**-.0022**
Stddev	.2	.1	.0014	.0013	.0001	.0027	.0017	.0009	.0007
%RSD	.1013	.0225	24.22	10.09	1.386	.5420	.3126	15.76	32.99
#1	196.2	518.1	.0047	.0139	.0041	.5043	.5421	-.0048	-.0027
#2	196.0	518.3	.0067	.0120	.0042	.5081	.5397	-.0060	-.0017
Check ?	Chk Pass	Chk Pass	None	None	None	Chk Pass	Chk Pass	None	None
Value									
Range									

Zoom In Zoom Out

Sample Name: ICSAB Acquired: 6/27/2014 13:46:23 Type: QC
Method: Accutest1(v23) Mode: CONC Corr. Factor: 1.000000
User: admin Custom ID1: Custom ID2: Custom ID3:
Comment:

Elem	Sr4077	Ti3349	W_2079	Zr3391	S_1820	Bi2230	Li6707
Units	ppm	ppm	ppm	ppm	ppm	ppm	ppm
Avg	**-.0053**	**.0022**	**.5020**	**.5089**	**.4800**	**.5804**	**.5797**
Stddev	.0000	.0001	.0021	.0036	.0058	.0018	.0032
%RSD	.2023	6.778	.4143	.7095	1.212	.3148	.5484
#1	-.0053	.0023	.5006	.5063	.4759	.5791	.5819
#2	-.0053	.0021	.5035	.5114	.4841	.5817	.5775
Check ?	None	None	Chk Pass	Chk Pass	Chk Pass	Chk Pass	Chk Pass
Value							
Range							

Int. Std.	Y_3600	Y_3710	Y_2243	In2306
Units	Cts/S	Cts/S	Cts/S	Cts/S
Avg	**68784.**	**6422.0**	**2478.9**	**3347.7**
Stddev	128.	3.7	.4	3.8
%RSD	.18666	.05694	.01710	.11378
#1	68875.	6424.6	2478.6	3350.3
#2	68693.	6419.5	2479.2	3345.0

Zoom In Zoom Out

Sample Name: feconf Acquired: 6/27/2014 13:52:13 Type: Unk
Method: Accutest1(v23) Mode: CONC Corr. Factor: 1.000000
User: admin Custom ID1: Custom ID2: Custom ID3:
Comment:

Elem	Ba4554	Be3130	Cd2288	Co2286	Cr2677	Cu3247	Mn2576	Ni2316	Ag3280
Avg	**.0002**	**.0007**	**.0003**	**-.0025**	**-.0007**	**-.0035**	**.0043**	**.0015**	**.0091**
Stddev	.0004	.0001	.0001	.0001	.0003	.0004	.0002	.0003	.0006
%RSD	165.9	19.08	33.50	2.603	36.70	9.948	5.106	18.55	6.091
#1	.0005	.0006	.0004	-.0026	-.0009	-.0038	.0045	.0013	.0095
#2	-.0000	.0008	.0003	-.0025	-.0005	-.0033	.0042	.0017	.0087

Elem	V_2924	Zn2062	As1890	Tl1908	Pb2203	Se1960	Sb2068	Al3961	Ca3179
Avg	**.0041**	**.0053**	**-.0008**	**.0040**	**.0005**	**.0030**	**-.0002**	**.0106**	**.0005**
Stddev	.0002	.0001	.0007	.0005	.0013	.0038	.0014	.0014	.0061
%RSD	4.265	1.102	94.22	11.99	244.9	128.4	715.8	13.44	1153.
#1	.0042	.0053	-.0013	.0036	-.0004	.0057	-.0012	.0096	.0048
#2	.0040	.0052	-.0003	.0043	.0015	.0003	.0008	.0116	-.0038

Elem	Fe2599	Mg2790	K_7664	Na5895	B_2089	Mo2020	Pd3404	Si2124	Sn1899
Avg	**226.6**	**.0243**	**-.0585**	**.0064**	**-.0026**	**.0005**	**-.0068**	**-.0084**	**-.0025**
Stddev	1.8	.0013	.0156	.0107	.0003	.0001	.0008	.0000	.0001
%RSD	.8099	5.377	26.65	168.2	11.64	11.86	11.56	.4224	3.994
#1	227.9	.0252	-.0475	-.0012	-.0028	.0005	-.0062	-.0083	-.0024
#2	225.3	.0233	-.0696	.0140	-.0024	.0004	-.0074	-.0084	-.0025

Elem	Sr4077	Ti3349	W_2079	Zr3391	S_1820	Bi2230	Li6707
Avg	**.0001**	**-.0001**	**-.0021**	**.0141**	**.0025**	**.0248**	**-.0002**
Stddev	.0000	.0001	.0003	.0004	.0002	.0005	.0001
%RSD	27.27	92.31	14.14	3.014	8.712	1.941	48.18
#1	.0001	-.0002	-.0019	.0144	.0024	.0251	-.0002
#2	.0001	-.0000	-.0023	.0138	.0027	.0244	-.0003

Int. Std.	Y_3600	Y_3710	Y_2243	In2306
Avg	**76206.**	**6785.5**	**2886.3**	**4323.1**
Stddev	154.	51.8	7.2	15.5
%RSD	.20228	.76376	.24888	.35925
#1	76097.	6748.9	2881.2	4312.1
#2	76315.	6822.2	2891.4	4334.1

Zoom In Zoom Out

Sample Name: crconf Acquired: 6/27/2014 13:58:15 Type: Unk
Method: Accutest1(v23) Mode: CONC Corr. Factor: 1.000000
User: admin Custom ID1: Custom ID2: Custom ID3:
Comment:

Elem	Ba4554	Be3130	Cd2288	Co2286	Cr2677	Cu3247	Mn2576	Ni2316	Ag3280
Avg	**.0006**	**.0004**	**-.0002**	**-.0002**	**12.18**	**.0024**	**-.0013**	**.0001**	**.0003**
Stddev	.0001	.0001	.0000	.0002	.05	.0001	.0000	.0001	.0007
%RSD	14.25	23.06	17.33	97.46	.4055	5.701	1.867	66.05	252.1
#1	.0006	.0005	-.0002	-.0003	12.15	.0023	-.0013	.0001	.0008
#2	.0007	.0004	-.0002	-.0001	12.22	.0025	-.0013	.0000	-.0002

Elem	V_2924	Zn2062	As1890	Tl1908	Pb2203	Se1960	Sb2068	Al3961	Ca3179
Avg	**.0022**	**.0037**	**.0066**	**.0014**	**.0009**	**-.0016**	**-.0002**	**.0144**	**.0249**
Stddev	.0004	.0000	.0008	.0001	.0002	.0018	.0024	.0037	.0013
%RSD	20.12	.7770	11.47	7.753	26.31	112.2	1559.	25.78	5.286
#1	.0019	.0037	.0061	.0015	.0007	-.0028	.0016	.0117	.0240
#2	.0025	.0038	.0071	.0014	.0010	-.0003	-.0019	.0170	.0259

Elem	Fe2599	Mg2790	K_7664	Na5895	B_2089	Mo2020	Pd3404	Si2124	Sn1899
Avg	**.0371**	**.0342**	**-.0023**	**-.0014**	**-.0003**	**.0004**	**-.0009**	**.0045**	**-.0010**
Stddev	.0105	.0354	.0093	.0063	.0005	.0001	.0009	.0003	.0002
%RSD	28.26	103.4	400.4	441.4	184.5	15.45	100.6	6.725	21.21
#1	.0297	.0592	.0042	.0030	-.0007	.0003	-.0003	.0043	-.0011
#2	.0445	.0092	-.0089	-.0059	.0001	.0004	-.0016	.0047	-.0008

Elem	Sr4077	Ti3349	W_2079	Zr3391	S_1820	Bi2230	Li6707
Avg	**.0002**	**.0008**	**-.0006**	**.0006**	**.0042**	**.0135**	**.0000**
Stddev	.0001	.0000	.0014	.0001	.0003	.0001	.0006
%RSD	40.81	2.676	228.6	20.86	6.274	.5223	11390.
#1	.0001	.0008	.0004	.0007	.0044	.0134	.0005
#2	.0002	.0008	-.0016	.0005	.0040	.0135	-.0004

Int. Std.	Y_3600	Y_3710	Y_2243	In2306
Avg	**77709.**	**6993.2**	**2909.4**	**4475.7**
Stddev	396.	42.5	.2	3.7
%RSD	.51014	.60771	.00707	.08289
#1	77989.	6963.2	2909.3	4478.3
#2	77429.	7023.3	2909.6	4473.1

Zoom In Zoom Out

Sample Name: ccv Acquired: 6/27/2014 14:04:19 Type: QC
Method: Accutest1(v23) Mode: CONC Corr. Factor: 1.000000
User: admin Custom ID1: Custom ID2: Custom ID3:
Comment:

Elem	Ba4554	Be3130	Cd2288	Co2286	Cr2677	Cu3247	Mn2576	Ni2316	Ag3280
Units	ppm	ppm	ppm	ppm	ppm	ppm	ppm	ppm	ppm
Avg	**2.012**	**2.017**	**2.005**	**2.031**	**2.053**	**1.961**	**2.067**	**2.035**	**.2511**
Stddev	.004	.002	.003	.003	.006	.004	.001	.001	.0001
%RSD	.2126	.1050	.1452	.1377	.3010	.2306	.0317	.0677	.0505
#1	2.008	2.018	2.007	2.029	2.048	1.965	2.066	2.034	.2510
#2	2.015	2.015	2.002	2.033	2.057	1.958	2.067	2.036	.2512
Check ?	Chk Pass	Chk Pass	Chk Pass	Chk Pass	Chk Pass	Chk Pass	Chk Pass	Chk Pass	Chk Pass
Value									
Range									

Elem	V_2924	Zn2062	As1890	Tl1908	Pb2203	Se1960	Sb2068	Al3961	Ca3179
Units	ppm	ppm	ppm	ppm	ppm	ppm	ppm	ppm	ppm
Avg	**2.016**	**2.043**	**1.991**	**2.086**	**2.045**	**1.994**	**2.003**	**40.15**	**40.74**
Stddev	.002	.004	.002	.003	.000	.001	.003	.07	.06
%RSD	.1008	.1741	.0927	.1404	.0080	.0481	.1539	.1854	.1449
#1	2.014	2.040	1.993	2.084	2.046	1.993	2.006	40.21	40.78
#2	2.017	2.045	1.990	2.088	2.045	1.994	2.001	40.10	40.70
Check ?	Chk Pass	Chk Pass	Chk Pass	Chk Pass	Chk Pass	Chk Pass	Chk Pass	Chk Pass	Chk Pass
Value									
Range									

Elem	Fe2599	Mg2790	K_7664	Na5895	B_2089	Mo2020	Pd3404	Si2124	Sn1899
Units	ppm	ppm	ppm	ppm	ppm	ppm	ppm	ppm	ppm
Avg	**41.36**	**40.33**	**39.87**	**40.32**	**2.017**	**2.028**	**2.002**	**5.051**	**2.062**
Stddev	.11	.01	.09	.04	.000	.001	.002	.011	.001
%RSD	.2589	.0363	.2142	.0897	.0012	.0544	.0779	.2186	.0598
#1	41.44	40.34	39.93	40.35	2.017	2.028	2.001	5.059	2.063
#2	41.28	40.32	39.81	40.30	2.017	2.029	2.004	5.044	2.062
Check ?	Chk Pass	Chk Pass	Chk Pass	Chk Pass	Chk Pass	Chk Pass	Chk Pass	Chk Pass	Chk Pass
Value									
Range									

Zoom In Zoom Out

Sample Name: ccv Acquired: 6/27/2014 14:04:19 Type: QC
Method: Accutest1(v23) Mode: CONC Corr. Factor: 1.000000
User: admin Custom ID1: Custom ID2: Custom ID3:
Comment:

Elem	Sr4077	Ti3349	W_2079	Zr3391	S_1820	Bi2230	Li6707
Units	ppm	ppm	ppm	ppm	ppm	ppm	ppm
Avg	**2.018**	**2.013**	**2.000**	**2.006**	**1.924**	**2.009**	**2.013**
Stddev	.002	.002	.001	.001	.003	.001	.002
%RSD	.0856	.0737	.0334	.0625	.1340	.0629	.1098
#1	2.017	2.014	2.000	2.007	1.926	2.010	2.011
#2	2.019	2.012	1.999	2.005	1.922	2.008	2.014
Check ?	Chk Pass	Chk Pass	Chk Pass	Chk Pass	Chk Pass	Chk Pass	Chk Pass
Value							
Range							

Int. Std.	Y_3600	Y_3710	Y_2243	In2306
Units	Cts/S	Cts/S	Cts/S	Cts/S
Avg	**74488.**	**6754.0**	**2802.9**	**3949.9**
Stddev	9.	25.2	5.4	3.4
%RSD	.01241	.37347	.19426	.08669
#1	74481.	6736.2	2799.1	3947.5
#2	74494.	6771.9	2806.8	3952.3

Zoom In Zoom Out

Sample Name: ccb Acquired: 6/27/2014 14:10:09 Type: QC
Method: Accutest1(v23) Mode: CONC Corr. Factor: 1.000000
User: admin Custom ID1: Custom ID2: Custom ID3:
Comment:

Elem	Ba4554	Be3130	Cd2288	Co2286	Cr2677	Cu3247	Mn2576	Ni2316	Ag3280
Units	ppm	ppm	ppm	ppm	ppm	ppm	ppm	ppm	ppm
Avg	**-.0001**	**-.0002**	**-.0001**	**.0000**	**.0003**	**-.0002**	**.0001**	**.0001**	**-.0005**
Stddev	.0001	.0001	.0001	.0001	.0001	.0003	.0000	.0003	.0001
%RSD	94.77	35.77	53.76	764.7	40.47	146.5	64.68	241.5	30.32
#1	-.0001	-.0002	-.0001	-.0001	.0002	.0000	.0000	-.0001	-.0006
#2	-.0000	-.0001	-.0002	.0001	.0003	-.0004	.0001	.0003	-.0004
Check ?	Chk Pass	Chk Pass	Chk Pass	Chk Pass	Chk Pass	Chk Pass	Chk Pass	Chk Pass	Chk Pass
High Limit									
Low Limit									

Elem	V_2924	Zn2062	As1890	Tl1908	Pb2203	Se1960	Sb2068	Al3961	Ca3179
Units	ppm	ppm	ppm	ppm	ppm	ppm	ppm	ppm	ppm
Avg	**.0002**	**-.0001**	**-.0001**	**.0006**	**-.0005**	**-.0014**	**-.0005**	**.0113**	**.0058**
Stddev	.0002	.0000	.0010	.0003	.0002	.0004	.0003	.0011	.0013
%RSD	76.35	43.38	1071.	54.24	31.20	30.29	51.53	9.830	22.74
#1	.0001	-.0001	-.0008	.0008	-.0004	-.0017	-.0003	.0105	.0049
#2	.0003	-.0001	.0006	.0003	-.0006	-.0011	-.0007	.0121	.0068
Check ?	Chk Pass	Chk Pass	Chk Pass	Chk Pass	Chk Pass	Chk Pass	Chk Pass	Chk Pass	Chk Pass
High Limit									
Low Limit									

Elem	Fe2599	Mg2790	K_7664	Na5895	B_2089	Mo2020	Pd3404	Si2124	Sn1899
Units	ppm	ppm	ppm	ppm	ppm	ppm	ppm	ppm	ppm
Avg	**.0058**	**.0234**	**.0099**	**.0007**	**.0005**	**.0010**	**-.0010**	**.0010**	**.0001**
Stddev	.0072	.0056	.0353	.0043	.0000	.0002	.0019	.0002	.0000
%RSD	124.6	23.87	356.4	642.5	2.964	21.05	182.1	17.22	23.45
#1	.0007	.0194	.0349	-.0024	.0005	.0012	-.0024	.0009	.0001
#2	.0109	.0273	-.0151	.0037	.0005	.0009	.0003	.0012	.0002
Check ?	Chk Pass	Chk Pass	Chk Pass	Chk Pass	Chk Pass	Chk Pass	Chk Pass	Chk Pass	Chk Pass
High Limit									
Low Limit									

Zoom In Zoom Out

Sample Name: ccb Acquired: 6/27/2014 14:10:09 Type: QC
Method: Accutest1(v23) Mode: CONC Corr. Factor: 1.000000
User: admin Custom ID1: Custom ID2: Custom ID3:
Comment:

Elem	Sr4077	Ti3349	W_2079	Zr3391	S_1820	Bi2230	Li6707
Units	ppm	ppm	ppm	ppm	ppm	ppm	ppm
Avg	**.0001**	**.0001**	**-.0003**	**.0002**	**.0005**	**-.0017**	**-.0009**
Stddev	.0001	.0001	.0002	.0001	.0007	.0003	.0001
%RSD	103.9	66.20	70.09	33.51	137.3	17.27	6.522
#1	.0002	.0002	-.0004	.0002	.0011	-.0015	-.0008
#2	.0000	.0001	-.0001	.0003	.0000	-.0019	-.0009
Check ?	Chk Pass	Chk Pass	Chk Pass	Chk Pass	Chk Pass	Chk Pass	Chk Pass
High Limit							
Low Limit							

Int. Std.	Y_3600	Y_3710	Y_2243	In2306
Units	Cts/S	Cts/S	Cts/S	Cts/S
Avg	**76613.**	**6847.2**	**2967.1**	**4468.8**
Stddev	112.	33.6	1.6	1.0
%RSD	.14618	.49063	.05494	.02293
#1	76533.	6823.5	2968.3	4469.5
#2	76692.	6871.0	2965.9	4468.1

Zoom In Zoom Out

Sample Name: mp80251-mb1conf Acquired: 6/27/2014 14:16:14 Type: Unk
Method: Accutest1(v23) Mode: CONC Corr. Factor: 1.000000
User: admin Custom ID1: Custom ID2: Custom ID3:
Comment:

Elem	Ba4554	Be3130	Cd2288	Co2286	Cr2677	Cu3247	Mn2576	Ni2316	Ag3280
Avg	**.0003**	**-.0001**	**-.0000**	**-.0000**	**.0004**	**.0012**	**.0002**	**-.0000**	**.0001**
Stddev	.0001	.0000	.0001	.0000	.0000	.0001	.0000	.0002	.0001
%RSD	29.66	51.32	531.9	158400.	4.555	5.335	2.234	1246.	100.3
#1	.0004	-.0000	.0000	.0000	.0004	.0011	.0002	.0001	.0002
#2	.0002	-.0001	-.0001	-.0000	.0004	.0012	.0002	-.0001	.0000

Elem	V_2924	Zn2062	As1890	Tl1908	Pb2203	Se1960	Sb2068	Al3961	Ca3179
Avg	**-.0001**	**.0012**	**-.0008**	**-.0005**	**-.0009**	**-.0001**	**-.0003**	**.0071**	**.0341**
Stddev	.0004	.0001	.0004	.0006	.0002	.0014	.0000	.0209	.0076
%RSD	402.8	5.060	42.71	122.5	17.67	1074.	2.398	295.2	22.17
#1	-.0003	.0012	-.0011	-.0001	-.0008	-.0011	-.0003	-.0077	.0395
#2	.0002	.0011	-.0006	-.0009	-.0011	.0009	-.0003	.0219	.0288

Elem	Fe2599	Mg2790	K_7664	Na5895	B_2089	Mo2020	Pd3404	Si2124	Sn1899
Avg	**.0110**	**.0105**	**-.0183**	**.0008**	**.0002**	**.0001**	**-.0012**	**.0143**	**.0008**
Stddev	.0025	.0030	.0213	.0001	.0000	.0000	.0009	.0001	.0002
%RSD	22.55	28.37	116.8	10.62	4.318	46.11	78.03	.5818	31.62
#1	.0092	.0125	-.0032	.0009	.0002	.0001	-.0005	.0142	.0009
#2	.0127	.0084	-.0333	.0007	.0002	.0001	-.0018	.0143	.0006

Elem	Sr4077	Ti3349	W_2079	Zr3391	S_1820	Bi2230	Li6707
Avg	**.0001**	**.0006**	**-.0007**	**.0012**	**.0046**	**-.0015**	**.0011**
Stddev	.0000	.0002	.0003	.0001	.0008	.0010	.0001
%RSD	21.04	39.26	44.52	5.349	16.48	65.73	8.822
#1	.0001	.0007	-.0005	.0013	.0040	-.0022	.0011
#2	.0002	.0004	-.0009	.0012	.0051	-.0008	.0010

Int. Std.	Y_3600	Y_3710	Y_2243	In2306
Avg	**77517.**	**6946.4**	**2968.9**	**4491.2**
Stddev	150.	.1	9.1	5.9
%RSD	.19328	.00155	.30682	.13186
#1	77411.	6946.3	2962.5	4487.0
#2	77623.	6946.5	2975.4	4495.4

Zoom In Zoom Out

Sample Name: jb69686-4f 2 Acquired: 6/27/2014 14:22:16 Type: Unk
Method: Accutest1(v23) Mode: CONC Corr. Factor: 2.000000
User: admin Custom ID1: Custom ID2: Custom ID3:
Comment:

Elem	Ba4554	Be3130	Cd2288	Co2286	Cr2677	Cu3247	Mn2576	Ni2316	Ag3280
Avg	**.0192**	**-.0001**	**.0000**	**.0005**	**.0008**	**.0036**	**.2435**	**.0100**	**.0017**
Stddev	.0004	.0003	.0001	.0005	.0003	.0005	.0015	.0000	.0009
%RSD	2.051	579.6	1783.	97.80	33.20	14.65	.5957	.3892	51.41
#1	.0190	.0002	.0001	.0009	.0010	.0032	.2425	.0101	.0011
#2	.0195	-.0003	-.0001	.0002	.0006	.0039	.2445	.0100	.0023

Elem	V_2924	Zn2062	As1890	Tl1908	Pb2203	Se1960	Sb2068	Al3961	Ca3179
Avg	**.0008**	**.0874**	**.0015**	**.0037**	**.0015**	**.0059**	**.0004**	**.0692**	**160.9**
Stddev	.0001	.0001	.0010	.0020	.0003	.0012	.0007	.0137	.5
%RSD	7.677	.0621	67.88	53.67	19.81	19.72	188.4	19.83	.2822
#1	.0008	.0874	.0022	.0023	.0018	.0051	.0009	.0595	160.6
#2	.0007	.0874	.0008	.0051	.0013	.0068	-.0001	.0789	161.2

Elem	Fe2599	Mg2790	K_7664	Na5895	B_2089	Mo2020	Pd3404	Si2124	Sn1899
Avg	**.3109**	**44.09**	**3.386**	**40.98**	**.2931**	**-.0002**	**.0356**	**12.09**	**-.0030**
Stddev	.0077	.35	.014	.36	.0002	.0004	.0002	.02	.0011
%RSD	2.493	.8018	.4005	.8801	.0633	275.2	.5201	.1774	37.33
#1	.3054	43.84	3.376	40.72	.2929	-.0004	.0355	12.11	-.0022
#2	.3163	44.34	3.396	41.23	.2932	.0001	.0357	12.07	-.0038

Elem	Sr4077	Ti3349	W_2079	Zr3391	S_1820	Bi2230	Li6707
Avg	**.6802**	**.0001**	**-.0094**	**-.0146**	**148.8**	**-.0031**	**.0260**
Stddev	.0070	.0011	.0011	.0003	.1	.0017	.0012
%RSD	1.031	784.7	11.42	1.909	.0946	53.97	4.458
#1	.6752	.0009	-.0086	-.0148	148.9	-.0019	.0252
#2	.6852	-.0006	-.0102	-.0144	148.7	-.0043	.0268

Int. Std.	Y_3600	Y_3710	Y_2243	In2306
Avg	**76001.**	**6791.8**	**2816.1**	**4161.4**
Stddev	64.	48.0	1.0	1.1
%RSD	.08456	.70741	.03553	.02570
#1	76046.	6825.8	2815.4	4162.2
#2	75955.	6757.9	2816.8	4160.7

Zoom In Zoom Out

Sample Name: jb69686-7f Acquired: 6/27/2014 14:28:15 Type: Unk
Method: Accutest1(v23) Mode: CONC Corr. Factor: 1.000000
User: admin Custom ID1: Custom ID2: Custom ID3:
Comment:

Elem	Ba4554	Be3130	Cd2288	Co2286	Cr2677	Cu3247	Mn2576	Ni2316	Ag3280
Avg	**.1955**	**.0001**	**.0003**	**.0013**	**.0018**	**-.0005**	**.4477**	**.0023**	**.0025**
Stddev	.0004	.0001	.0000	.0003	.0001	.0004	.0014	.0003	.0002
%RSD	.2193	145.9	1.690	19.91	7.278	91.09	.3023	13.11	8.751
#1	.1958	-.0000	.0003	.0015	.0019	-.0007	.4487	.0025	.0026
#2	.1952	.0002	.0003	.0011	.0017	-.0002	.4467	.0021	.0023

Elem	V_2924	Zn2062	As1890	Tl1908	Pb2203	Se1960	Sb2068	Al3961	Ca3179
Avg	**.0018**	**.0042**	**.0477**	**-.0042**	**-.0000**	**.0062**	**-.0000**	**.0493**	**151.6**
Stddev	.0001	.0001	.0014	.0005	.0011	.0021	.0001	.0102	.4
%RSD	5.891	1.308	3.008	11.46	2705.	33.32	291.4	20.58	.2580
#1	.0018	.0042	.0487	-.0039	.0008	.0048	-.0001	.0565	151.9
#2	.0017	.0041	.0467	-.0045	-.0008	.0077	.0000	.0422	151.3

Elem	Fe2599	Mg2790	K_7664	Na5895	B_2089	Mo2020	Pd3404	Si2124	Sn1899
Avg	**19.61**	**102.4**	**47.59**	**99.50**	**1.718**	**-.0001**	**.0204**	**14.79**	**-.0026**
Stddev	.06	.3	.03	.13	.001	.0001	.0000	.02	.0000
%RSD	.3258	.2988	.0556	.1307	.0355	112.5	.0213	.1558	1.600
#1	19.65	102.6	47.61	99.41	1.718	-.0000	.0204	14.81	-.0026
#2	19.56	102.2	47.57	99.59	1.718	-.0002	.0204	14.77	-.0025

Elem	Sr4077	Ti3349	W_2079	Zr3391	S_1820	Bi2230	Li6707
Avg	**1.600**	**.0005**	**.0013**	**-.0112**	**52.10**	**.0030**	**.0659**
Stddev	.003	.0000	.0008	.0001	.04	.0005	.0001
%RSD	.1608	1.959	62.26	.5137	.0765	15.77	.1484
#1	1.602	.0005	.0018	-.0112	52.12	.0026	.0659
#2	1.598	.0005	.0007	-.0112	52.07	.0033	.0660

Int. Std.	Y_3600	Y_3710	Y_2243	In2306
Avg	**72345.**	**6641.0**	**2614.9**	**3633.1**
Stddev	180.	9.3	7.1	12.8
%RSD	.24816	.14009	.27313	.35116
#1	72218.	6634.4	2609.8	3624.1
#2	72472.	6647.6	2619.9	3642.1

Zoom In Zoom Out

Sample Name: jb69686-12f Acquired: 6/27/2014 14:34:13 Type: Unk
Method: Accutest1(v23) Mode: CONC Corr. Factor: 1.000000
User: admin Custom ID1: Custom ID2: Custom ID3:
Comment:

Elem	Ba4554	Be3130	Cd2288	Co2286	Cr2677	Cu3247	Mn2576	Ni2316	Ag3280
Avg	**4.988**	**-.0000**	**.0007**	**.0049**	**.0023**	**.0008**	**.1668**	**.0042**	**.0033**
Stddev	.001	.0001	.0001	.0001	.0003	.0001	.0008	.0002	.0006
%RSD	.0101	485.1	12.98	2.401	13.73	19.47	.5023	3.735	17.60
#1	4.988	-.0001	.0008	.0050	.0021	.0009	.1662	.0041	.0029
#2	4.988	.0001	.0006	.0049	.0025	.0007	.1674	.0043	.0037

Elem	V_2924	Zn2062	As1890	Tl1908	Pb2203	Se1960	Sb2068	Al3961	Ca3179
Avg	**.0036**	**.0090**	**.0290**	**-.0016**	**-.0020**	**.0018**	**.0011**	**.0501**	**186.8**
Stddev	.0003	.0000	.0001	.0007	.0003	.0018	.0015	.0155	.6
%RSD	9.564	.0032	.3715	41.95	17.24	99.34	135.1	30.93	.3363
#1	.0034	.0090	.0291	-.0011	-.0023	.0031	.0000	.0391	187.2
#2	.0039	.0090	.0290	-.0021	-.0018	.0005	.0022	.0610	186.3

Elem	Fe2599	Mg2790	K_7664	Na5895	B_2089	Mo2020	Pd3404	Si2124	Sn1899
Avg	**30.31**	**158.3**	**61.99**	**202.5**	**4.847**	**.0002**	**.0070**	**12.74**	**-.0017**
Stddev	.04	.3	.17	.5	.002	.0004	.0023	.00	.0002
%RSD	.1353	.1896	.2727	.2593	.0450	217.8	32.13	.0246	9.407
#1	30.34	158.5	62.11	202.9	4.848	-.0001	.0086	12.74	-.0018
#2	30.28	158.1	61.87	202.2	4.845	.0005	.0054	12.75	-.0015

Elem	Sr4077	Ti3349	W_2079	Zr3391	S_1820	Bi2230	Li6707
Avg	**2.825**	**.0013**	**-.0013**	**-.0000**	**1.994**	**.0056**	**.0681**
Stddev	.002	.0003	.0003	.0002	.005	.0005	.0003
%RSD	.0579	22.26	20.37	1228.	.2307	8.115	.4818
#1	2.826	.0011	-.0014	.0002	1.997	.0059	.0683
#2	2.823	.0015	-.0011	-.0002	1.991	.0053	.0679

Int. Std.	Y_3600	Y_3710	Y_2243	In2306
Avg	**71065.**	**6652.9**	**2534.7**	**3503.9**
Stddev	292.	1.5	.7	2.0
%RSD	.41151	.02262	.02605	.05576
#1	71272.	6651.8	2535.2	3505.2
#2	70858.	6654.0	2534.3	3502.5

Zoom In Zoom Out

Sample Name: mp80276-mb1conf Acquired: 6/27/2014 14:40:17 Type: Unk
Method: Accutest1(v23) Mode: CONC Corr. Factor: 1.000000
User: admin Custom ID1: Custom ID2: Custom ID3:
Comment:

Elem	Ba4554	Be3130	Cd2288	Co2286	Cr2677	Cu3247	Mn2576	Ni2316	Ag3280
Avg	**.0015**	**-.0000**	**.0000**	**-.0001**	**.0010**	**.0014**	**.0059**	**.0003**	**-.0003**
Stddev	.0001	.0001	.0001	.0001	.0003	.0000	.0000	.0002	.0001
%RSD	6.236	157.5	467.2	141.0	27.45	.1567	.3191	80.66	23.52
#1	.0016	-.0001	-.0000	-.0000	.0012	.0014	.0059	.0004	-.0002
#2	.0015	.0000	.0000	-.0002	.0008	.0014	.0059	.0001	-.0003

Elem	V_2924	Zn2062	As1890	Tl1908	Pb2203	Se1960	Sb2068	Al3961	Ca3179
Avg	**.0000**	**.0037**	**-.0002**	**.0009**	**-.0004**	**.0003**	**.0000**	**.0195**	**.1220**
Stddev	.0000	.0001	.0005	.0005	.0005	.0002	.0001	.0012	.0035
%RSD	137.1	3.715	272.8	59.81	128.8	57.48	1129.	6.302	2.905
#1	.0000	.0036	-.0006	.0005	-.0007	.0004	-.0001	.0204	.1245
#2	.0000	.0038	.0002	.0012	-.0000	.0002	.0001	.0187	.1195

Elem	Fe2599	Mg2790	K_7664	Na5895	B_2089	Mo2020	Pd3404	Si2124	Sn1899
Avg	**.0830**	**.0603**	**.0542**	**.0613**	**.0030**	**-.0002**	**-.0002**	**.0166**	**.0187**
Stddev	.0040	.0257	.0007	.0076	.0001	.0000	.0013	.0003	.0004
%RSD	4.802	42.53	1.379	12.32	4.209	26.27	821.7	1.547	2.207
#1	.0858	.0785	.0548	.0667	.0031	-.0001	.0008	.0168	.0184
#2	.0802	.0422	.0537	.0560	.0029	-.0002	-.0011	.0164	.0190

Elem	Sr4077	Ti3349	W_2079	Zr3391	S_1820	Bi2230	Li6707
Avg	**.0003**	**.0010**	**-.0074**	**.0002**	**.0116**	**-.0024**	**.0004**
Stddev	.0001	.0001	.0003	.0002	.0020	.0006	.0007
%RSD	17.87	13.73	3.447	113.9	16.78	26.96	189.8
#1	.0003	.0011	-.0072	.0000	.0130	-.0028	.0008
#2	.0003	.0009	-.0076	.0004	.0103	-.0019	-.0001

Int. Std.	Y_3600	Y_3710	Y_2243	In2306
Avg	**77374.**	**6972.5**	**2966.8**	**4506.1**
Stddev	330.	25.0	2.7	2.8
%RSD	.42605	.35851	.09079	.06290
#1	77141.	6990.2	2964.9	4508.1
#2	77607.	6954.8	2968.7	4504.1

Zoom In Zoom Out

Sample Name: jb69784-3 Acquired: 6/27/2014 14:46:20 Type: Unk
Method: Accutest1(v23) Mode: CONC Corr. Factor: 3.000000
User: admin Custom ID1: Custom ID2: Custom ID3:
Comment:

Elem	Ba4554	Be3130	Cd2288	Co2286	Cr2677	Cu3247	Mn2576	Ni2316	Ag3280
Avg	**.8197**	**.0342**	**.0034**	**.0333**	**3.020**	**.0163**	**.3149**	**.1598**	**.0311**
Stddev	.0019	.0002	.0002	.0008	.003	.0018	.0003	.0010	.0005
%RSD	.2358	.7221	6.884	2.485	.0856	11.06	.0855	.6484	1.520
#1	.8210	.0341	.0036	.0327	3.022	.0176	.3147	.1590	.0314
#2	.8183	.0344	.0033	.0339	3.018	.0151	.3151	.1605	.0307

Elem	V_2924	Zn2062	As1890	Tl1908	Pb2203	Se1960	Sb2068	Al3961	Ca3179
Avg	**1.118**	**1.165**	**.3885**	**-.0192**	**.1551**	**.0226**	**.0010**	**114.8**	**21.87**
Stddev	.002	.003	.0026	.0043	.0015	.0012	.0006	.3	.05
%RSD	.1533	.2379	.6709	22.42	.9962	5.399	61.35	.2190	.2276
#1	1.119	1.167	.3903	-.0162	.1562	.0235	.0015	115.0	21.83
#2	1.117	1.163	.3866	-.0223	.1540	.0218	.0006	114.7	21.90

Elem	Fe2599	Mg2790	K_7664	Na5895	B_2089	Mo2020	Pd3404	Si2124	Sn1899
Avg	**961.6**	**34.02**	**113.2**	**.4965**	**.6484**	**.0099**	**-.0408**	**6.045**	**.0221**
Stddev	.1	.10	.2	.0079	.0008	.0003	.0025	.048	.0001
%RSD	.0086	.2889	.2205	1.597	.1163	2.642	6.043	.8007	.4880
#1	961.5	34.09	113.4	.4909	.6479	.0101	-.0426	6.011	.0222
#2	961.6	33.96	113.1	.5021	.6489	.0097	-.0391	6.080	.0220

Elem	Sr4077	Ti3349	W_2079	Zr3391	S_1820	Bi2230	Li6707
Avg	**.1561**	**2.839**	**-.0088**	**.0788**	**10.55**	**.1040**	**.0486**
Stddev	.0004	.006	.0002	.0001	.00	.0009	.0021
%RSD	.2319	.2243	2.735	.1752	.0298	.9131	4.272
#1	.1558	2.834	-.0090	.0789	10.54	.1047	.0500
#2	.1564	2.843	-.0086	.0787	10.55	.1033	.0471

Int. Std.	Y_3600	Y_3710	Y_2243	In2306
Avg	77212.	7009.7	2900.6	4170.0
Stddev	40.	20.9	4.6	3.8
%RSD	.05221	.29848	.16015	.09029
#1	77240.	6994.9	2903.9	4167.4
#2	77183.	7024.5	2897.3	4172.7

Zoom In Zoom Out

Sample Name: jb69784-4 Acquired: 6/27/2014 14:52:13 Type: Unk
Method: Accutest1(v23) Mode: CONC Corr. Factor: 2.000000
User: admin Custom ID1: Custom ID2: Custom ID3:
Comment:

Elem	Ba4554	Be3130	Cd2288	Co2286	Cr2677	Cu3247	Mn2576	Ni2316	Ag3280
Avg	**.3604**	**.0213**	**.0029**	**.0183**	**1.939**	**.0308**	**.2131**	**.0900**	**.0199**
Stddev	.0013	.0003	.0002	.0008	.007	.0004	.0002	.0005	.0003
%RSD	.3599	1.259	7.014	4.129	.3655	1.245	.0726	.5212	1.293
#1	.3613	.0214	.0031	.0178	1.934	.0311	.2130	.0896	.0201
#2	.3595	.0211	.0028	.0188	1.944	.0305	.2132	.0903	.0197

Elem	V_2924	Zn2062	As1890	Tl1908	Pb2203	Se1960	Sb2068	Al3961	Ca3179
Avg	**.7420**	**.6464**	**.3890**	**-.0148**	**.1166**	**.0143**	**.0028**	**90.98**	**13.17**
Stddev	.0013	.0026	.0034	.0039	.0009	.0022	.0002	.02	.01
%RSD	.1695	.3954	.8759	26.00	.7590	15.42	8.874	.0211	.0470
#1	.7411	.6482	.3866	-.0121	.1159	.0127	.0030	90.97	13.16
#2	.7429	.6446	.3914	-.0176	.1172	.0159	.0026	90.99	13.17

Elem	Fe2599	Mg2790	K_7664	Na5895	B_2089	Mo2020	Pd3404	Si2124	Sn1899
Avg	**712.6**	**25.50**	**79.48**	**.3411**	**.5225**	**.0087**	**-.0258**	**7.114**	**.0213**
Stddev	.0	.02	.02	.0013	.0032	.0002	.0028	.002	.0004
%RSD	.0020	.0742	.0224	.3904	.6123	2.866	10.84	.0270	1.685
#1	712.6	25.48	79.47	.3402	.5202	.0089	-.0277	7.115	.0210
#2	712.6	25.51	79.49	.3420	.5248	.0085	-.0238	7.113	.0215

Elem	Sr4077	Ti3349	W_2079	Zr3391	S_1820	Bi2230	Li6707
Avg	**.0639**	**1.516**	**.0002**	**.0567**	**17.96**	**.0773**	**.0440**
Stddev	.0002	.004	.0005	.0005	.01	.0002	.0001
%RSD	.2897	.2779	281.0	.9314	.0489	.3178	.1576
#1	.0641	1.513	-.0002	.0564	17.96	.0775	.0439
#2	.0638	1.519	.0005	.0571	17.95	.0771	.0440

Int. Std.	Y_3600	Y_3710	Y_2243	In2306
Avg	77581.	7012.8	2904.7	4170.6
Stddev	18.	25.3	1.2	6.6
%RSD	.02378	.36088	.04115	.15714
#1	77594.	6994.9	2903.8	4166.0
#2	77568.	7030.7	2905.5	4175.2

Zoom In Zoom Out

Sample Name: jb69764-3a Acquired: 6/27/2014 14:58:07 Type: Unk
Method: Accutest1(v23) Mode: CONC Corr. Factor: 1.000000
User: admin Custom ID1: Custom ID2: Custom ID3:
Comment:

Elem	Ba4554	Be3130	Cd2288	Co2286	Cr2677	Cu3247	Mn2576	Ni2316	Ag3280
Avg	**4.186**	**.0063**	**.0037**	**.0917**	**.2028**	**1.159**	**1.765**	**.4061**	**.0278**
Stddev	.001	.0001	.0000	.0004	.0003	.003	.003	.0008	.0001
%RSD	.0307	1.207	.5992	.4686	.1321	.2228	.1859	.2074	.3163
#1	4.186	.0063	.0038	.0920	.2026	1.157	1.762	.4067	.0278
#2	4.185	.0064	.0037	.0914	.2030	1.161	1.767	.4055	.0279

Elem	V_2924	Zn2062	As1890	Tl1908	Pb2203	Se1960	Sb2068	Al3961	Ca3179
Avg	**.2504**	**3.168**	**.2452**	**.0184**	**14.15**	**.0248**	**.0653**	**69.02**	**189.9**
Stddev	.0003	.003	.0006	.0004	.02	.0020	.0007	.06	.1
%RSD	.1062	.1028	.2378	2.352	.1340	8.043	1.003	.0922	.0599
#1	.2502	3.170	.2456	.0181	14.17	.0262	.0657	69.06	190.0
#2	.2506	3.165	.2448	.0187	14.14	.0234	.0648	68.97	189.8

Elem	Fe2599	Mg2790	K_7664	Na5895	B_2089	Mo2020	Pd3404	Si2124	Sn1899
Avg	**234.3**	**24.17**	**8.474**	**13.24**	**.0724**	**.0455**	**.0015**	**4.587**	**13.97**
Stddev	.2	.01	.013	.00	.0005	.0005	.0020	.020	.03
%RSD	.0880	.0435	.1474	.0125	.7455	1.052	132.3	.4323	.1931
#1	234.5	24.17	8.465	13.24	.0728	.0459	.0029	4.601	13.99
#2	234.2	24.18	8.482	13.24	.0720	.0452	.0001	4.573	13.95

Elem	Sr4077	Ti3349	W_2079	Zr3391	S_1820	Bi2230	Li6707
Avg	**2.098**	**1.898**	**-.0266**	**.0496**	**96.11**	**.0239**	**.0864**
Stddev	.001	.005	.0005	.0003	.26	.0006	.0006
%RSD	.0423	.2900	1.938	.5390	.2664	2.372	.7182
#1	2.099	1.894	-.0262	.0498	96.29	.0244	.0860
#2	2.098	1.902	-.0270	.0494	95.93	.0235	.0869

Int. Std.	Y_3600	Y_3710	Y_2243	In2306
Avg	**76431.**	**7021.2**	**2760.6**	**3917.2**
Stddev	158.	26.0	6.3	5.5
%RSD	.20696	.36999	.22731	.13925
#1	76542.	7039.6	2756.2	3913.4
#2	76319.	7002.9	2765.1	3921.1

Zoom In Zoom Out

Sample Name: mp80306-mb1conf Acquired: 6/27/2014 15:04:01 Type: Unk
Method: Accutest1(v23) Mode: CONC Corr. Factor: 1.000000
User: admin Custom ID1: Custom ID2: Custom ID3:
Comment:

Elem	Ba4554	Be3130	Cd2288	Co2286	Cr2677	Cu3247	Mn2576	Ni2316	Ag3280
Avg	**.0001**	**-.0000**	**-.0001**	**-.0002**	**.0002**	**.0023**	**.0003**	**.0003**	**-.0004**
Stddev	.0002	.0001	.0001	.0003	.0002	.0000	.0000	.0002	.0002
%RSD	107.7	548.3	80.34	157.7	128.2	1.813	7.850	53.96	39.40
#1	.0003	.0001	-.0001	-.0004	.0000	.0024	.0003	.0005	-.0003
#2	.0000	-.0001	-.0000	.0000	.0004	.0023	.0002	.0002	-.0005

Elem	V_2924	Zn2062	As1890	Tl1908	Pb2203	Se1960	Sb2068	Al3961	Ca3179
Avg	**-.0001**	**.0015**	**-.0003**	**.0004**	**-.0004**	**.0005**	**-.0007**	**.0160**	**.0221**
Stddev	.0001	.0000	.0001	.0003	.0001	.0003	.0004	.0104	.0033
%RSD	106.5	1.467	29.20	70.41	32.01	55.09	55.70	65.30	14.75
#1	-.0002	.0015	-.0004	.0006	-.0003	.0007	-.0010	.0086	.0198
#2	-.0000	.0015	-.0002	.0002	-.0005	.0003	-.0004	.0234	.0244

Elem	Fe2599	Mg2790	K_7664	Na5895	B_2089	Mo2020	Pd3404	Si2124	Sn1899
Avg	**.0569**	**.0144**	**.0242**	**.0099**	**-.0001**	**-.0004**	**-.0016**	**.0096**	**.0014**
Stddev	.0007	.0123	.0241	.0022	.0002	.0002	.0002	.0010	.0001
%RSD	1.309	85.09	99.72	22.31	211.3	69.79	11.31	10.94	6.062
#1	.0564	.0057	.0071	.0115	-.0002	-.0002	-.0017	.0103	.0014
#2	.0574	.0231	.0413	.0084	.0000	-.0005	-.0015	.0088	.0013

Elem	Sr4077	Ti3349	W_2079	Zr3391	S_1820	Bi2230	Li6707
Avg	**.0001**	**.0000**	**-.0070**	**-.0003**	**.0081**	**-.0034**	**.0008**
Stddev	.0000	.0004	.0003	.0001	.0018	.0014	.0010
%RSD	36.56	1840.	4.480	24.99	22.21	41.68	134.6
#1	.0002	.0003	-.0072	-.0004	.0094	-.0024	.0015
#2	.0001	-.0003	-.0068	-.0003	.0068	-.0044	.0000

Int. Std.	Y_3600	Y_3710	Y_2243	In2306
Avg	**77428.**	**6890.0**	**2993.0**	**4528.9**
Stddev	11.	9.3	27.1	33.3
%RSD	.01476	.13532	.90485	.73439
#1	77436.	6896.6	2973.9	4505.4
#2	77420.	6883.4	3012.2	4552.4

Zoom In Zoom Out

Sample Name: ccv Acquired: 6/27/2014 15:10:05 Type: QC
Method: Accutest1(v23) Mode: CONC Corr. Factor: 1.000000
User: admin Custom ID1: Custom ID2: Custom ID3:
Comment:

Elem	Ba4554	Be3130	Cd2288	Co2286	Cr2677	Cu3247	Mn2576	Ni2316	Ag3280
Units	ppm	ppm	ppm	ppm	ppm	ppm	ppm	ppm	ppm
Avg	**2.014**	**2.023**	**1.999**	**2.023**	**2.047**	**1.962**	**2.066**	**2.028**	**.2505**
Stddev	.000	.009	.016	.011	.002	.005	.003	.012	.0012
%RSD	.0053	.4187	.7760	.5231	.0896	.2421	.1405	.5767	.4675
#1	2.014	2.017	2.010	2.030	2.048	1.959	2.068	2.037	.2496
#2	2.014	2.029	1.988	2.015	2.045	1.965	2.064	2.020	.2513
Check ?	Chk Pass	Chk Pass	Chk Pass	Chk Pass	Chk Pass	Chk Pass	Chk Pass	Chk Pass	Chk Pass
Value									
Range									

Elem	V_2924	Zn2062	As1890	Tl1908	Pb2203	Se1960	Sb2068	Al3961	Ca3179
Units	ppm	ppm	ppm	ppm	ppm	ppm	ppm	ppm	ppm
Avg	**2.015**	**2.033**	**1.984**	**2.077**	**2.036**	**1.988**	**1.997**	**40.18**	**40.80**
Stddev	.006	.011	.015	.011	.010	.014	.020	.07	.19
%RSD	.2781	.5432	.7614	.5140	.4760	.7262	.9930	.1829	.4663
#1	2.019	2.041	1.995	2.084	2.043	1.998	2.011	40.13	40.67
#2	2.011	2.025	1.973	2.069	2.029	1.978	1.983	40.23	40.94
Check ?	Chk Pass	Chk Pass	Chk Pass	Chk Pass	Chk Pass	Chk Pass	Chk Pass	Chk Pass	Chk Pass
Value									
Range									

Elem	Fe2599	Mg2790	K_7664	Na5895	B_2089	Mo2020	Pd3404	Si2124	Sn1899
Units	ppm	ppm	ppm	ppm	ppm	ppm	ppm	ppm	ppm
Avg	**41.48**	**40.38**	**40.11**	**40.42**	**2.011**	**2.022**	**1.995**	**5.040**	**2.057**
Stddev	.15	.16	.00	.13	.015	.014	.007	.038	.012
%RSD	.3500	.3948	.0051	.3240	.7241	.6782	.3388	.7607	.5848
#1	41.38	40.27	40.11	40.51	2.021	2.032	1.990	5.067	2.065
#2	41.58	40.49	40.11	40.32	2.001	2.013	2.000	5.013	2.048
Check ?	Chk Pass	Chk Pass	Chk Pass	Chk Pass	Chk Pass	Chk Pass	Chk Pass	Chk Pass	Chk Pass
Value									
Range									

Zoom In Zoom Out

Sample Name: ccv Acquired: 6/27/2014 15:10:05 Type: QC
Method: Accutest1(v23) Mode: CONC Corr. Factor: 1.000000
User: admin Custom ID1: Custom ID2: Custom ID3:
Comment:

Elem	Sr4077	Ti3349	W_2079	Zr3391	S_1820	Bi2230	Li6707
Units	ppm	ppm	ppm	ppm	ppm	ppm	ppm
Avg	**2.022**	**2.017**	**1.990**	**2.000**	**1.925**	**2.009**	**2.017**
Stddev	.002	.004	.012	.003	.012	.013	.005
%RSD	.1211	.2001	.6012	.1406	.6326	.6268	.2668
#1	2.020	2.020	1.998	2.002	1.933	2.017	2.021
#2	2.024	2.014	1.981	1.998	1.916	2.000	2.013
Check ?	Chk Pass	Chk Pass	Chk Pass	Chk Pass	Chk Pass	Chk Pass	Chk Pass
Value							
Range							

Int. Std.	Y_3600	Y_3710	Y_2243	In2306
Units	Cts/S	Cts/S	Cts/S	Cts/S
Avg	**74708.**	**6711.2**	**2810.0**	**3959.7**
Stddev	43.	7.5	20.1	24.7
%RSD	.05811	.11195	.71419	.62261
#1	74677.	6716.5	2795.8	3942.3
#2	74739.	6705.9	2824.2	3977.1

Zoom In Zoom Out

Sample Name: ccb Acquired: 6/27/2014 15:15:55 Type: QC
Method: Accutest1(v23) Mode: CONC Corr. Factor: 1.000000
User: admin Custom ID1: Custom ID2: Custom ID3:
Comment:

Elem	Ba4554	Be3130	Cd2288	Co2286	Cr2677	Cu3247	Mn2576	Ni2316	Ag3280
Units	ppm	ppm	ppm	ppm	ppm	ppm	ppm	ppm	ppm
Avg	**.0002**	**.0001**	**.0001**	**.0000**	**.0001**	**.0002**	**.0001**	**.0001**	**-.0001**
Stddev	.0005	.0001	.0002	.0003	.0001	.0002	.0000	.0001	.0003
%RSD	281.0	77.85	234.1	612.9	41.28	88.11	5.710	59.41	311.8
#1	.0005	.0000	-.0000	.0003	.0002	.0004	.0001	.0001	.0001
#2	-.0002	.0001	.0002	-.0002	.0001	.0001	.0001	.0002	-.0003
Check ?	Chk Pass	Chk Pass	Chk Pass	Chk Pass	Chk Pass	Chk Pass	Chk Pass	Chk Pass	Chk Pass
High Limit									
Low Limit									

Elem	V_2924	Zn2062	As1890	Tl1908	Pb2203	Se1960	Sb2068	Al3961	Ca3179
Units	ppm	ppm	ppm	ppm	ppm	ppm	ppm	ppm	ppm
Avg	**.0001**	**.0001**	**-.0005**	**.0006**	**-.0003**	**.0010**	**.0001**	**.0169**	**.0045**
Stddev	.0002	.0000	.0006	.0012	.0003	.0006	.0000	.0041	.0050
%RSD	108.2	63.37	126.7	186.7	127.7	66.66	23.86	24.15	110.8
#1	.0000	.0001	-.0009	.0015	-.0000	.0014	.0001	.0140	.0080
#2	.0003	.0000	-.0000	-.0002	-.0005	.0005	.0001	.0197	.0010
Check ?	Chk Pass	Chk Pass	Chk Pass	Chk Pass	Chk Pass	Chk Pass	Chk Pass	Chk Pass	Chk Pass
High Limit									
Low Limit									

Elem	Fe2599	Mg2790	K_7664	Na5895	B_2089	Mo2020	Pd3404	Si2124	Sn1899
Units	ppm	ppm	ppm	ppm	ppm	ppm	ppm	ppm	ppm
Avg	**.0091**	**.0152**	**.0278**	**.0013**	**.0005**	**.0010**	**-.0004**	**.0023**	**.0006**
Stddev	.0074	.0279	.0096	.0029	.0002	.0001	.0004	.0004	.0005
%RSD	80.96	183.3	34.68	232.9	43.74	6.097	103.3	16.13	89.59
#1	.0039	.0349	.0346	.0033	.0007	.0011	-.0001	.0020	.0002
#2	.0144	-.0045	.0210	-.0008	.0004	.0010	-.0006	.0026	.0010
Check ?	Chk Pass	Chk Pass	Chk Pass	Chk Pass	Chk Pass	Chk Pass	Chk Pass	Chk Pass	Chk Pass
High Limit									
Low Limit									

Zoom In Zoom Out

Sample Name: ccb Acquired: 6/27/2014 15:15:55 Type: QC
Method: Accutest1(v23) Mode: CONC Corr. Factor: 1.000000
User: admin Custom ID1: Custom ID2: Custom ID3:
Comment:

Elem	Sr4077	Ti3349	W_2079	Zr3391	S_1820	Bi2230	Li6707
Units	ppm	ppm	ppm	ppm	ppm	ppm	ppm
Avg	**.0001**	**.0000**	**-.0040**	**.0002**	**.0006**	**-.0015**	**.0003**
Stddev	.0000	.0002	.0015	.0001	.0010	.0000	.0010
%RSD	28.26	529.0	37.05	57.74	176.8	.5964	277.2
#1	.0001	-.0001	-.0030	.0001	.0013	-.0015	.0010
#2	.0002	.0002	-.0051	.0002	-.0001	-.0015	-.0003
Check ?	Chk Pass	Chk Pass	Chk Pass	Chk Pass	Chk Pass	Chk Pass	Chk Pass
High Limit							
Low Limit							

Int. Std.	Y_3600	Y_3710	Y_2243	In2306
Units	Cts/S	Cts/S	Cts/S	Cts/S
Avg	**76585.**	**6799.5**	**2975.3**	**4485.2**
Stddev	474.	44.8	1.3	.8
%RSD	.61864	.65875	.04231	.01706
#1	76250.	6831.1	2974.4	4484.6
#2	76920.	6767.8	2976.2	4485.7

Zoom In Zoom Out

Sample Name: mp80306-sd1 Acquired: 6/27/2014 15:22:01 Type: Unk
Method: Accutest1(v23) Mode: CONC Corr. Factor: 5.000000
User: admin Custom ID1: Custom ID2: Custom ID3:
Comment:

Elem	Ba4554	Be3130	Cd2288	Co2286	Cr2677	Cu3247	Mn2576	Ni2316	Ag3280
Avg	**.0309**	**-.0014**	**-.0003**	**.0004**	**.0022**	**.0038**	**.4575**	**.0076**	**-.0024**
Stddev	.0010	.0011	.0001	.0003	.0015	.0003	.0013	.0006	.0011
%RSD	3.116	77.85	37.03	71.17	68.87	8.621	.2872	7.471	43.52
#1	.0316	-.0006	-.0004	.0006	.0011	.0040	.4566	.0080	-.0032
#2	.0302	-.0022	-.0002	.0002	.0033	.0035	.4584	.0072	-.0017

Elem	V_2924	Zn2062	As1890	Tl1908	Pb2203	Se1960	Sb2068	Al3961	Ca3179
Avg	**.0009**	**.3218**	**.0019**	**.0048**	**-.0038**	**-.0009**	**-.0063**	**.2379**	**15.38**
Stddev	.0003	.0001	.0029	.0071	.0015	.0094	.0008	.0576	.05
%RSD	32.65	.0187	152.3	147.8	38.60	1041.	13.42	24.20	.2964
#1	.0012	.3217	-.0001	.0098	-.0028	.0058	-.0069	.1972	15.35
#2	.0007	.3218	.0040	-.0002	-.0049	-.0076	-.0057	.2786	15.42

Elem	Fe2599	Mg2790	K_7664	Na5895	B_2089	Mo2020	Pd3404	Si2124	Sn1899
Avg	**5.165**	**4.247**	**1.589**	**25.51**	**.1024**	**-.0002**	**.0082**	**4.722**	**-.0018**
Stddev	.031	.141	.135	.00	.0002	.0012	.0040	.010	.0007
%RSD	.6016	3.327	8.517	.0076	.1681	641.8	49.08	.2204	39.70
#1	5.187	4.148	1.493	25.52	.1025	.0007	.0053	4.715	-.0022
#2	5.143	4.347	1.684	25.51	.1023	-.0010	.0110	4.730	-.0013

Elem	Sr4077	Ti3349	W_2079	Zr3391	S_1820	Bi2230	Li6707
Avg	**.0750**	**.0019**	**-.0236**	**-.0032**	**28.02**	**-.0076**	**.0055**
Stddev	.0001	.0007	.0013	.0002	.04	.0005	.0020
%RSD	.1025	38.42	5.539	5.912	.1441	6.457	36.25
#1	.0750	.0024	-.0227	-.0034	27.99	-.0072	.0041
#2	.0749	.0014	-.0245	-.0031	28.04	-.0079	.0069

Int. Std.	Y_3600	Y_3710	Y_2243	In2306
Avg	**76980.**	**6844.8**	**2951.6**	**4466.0**
Stddev	97.	32.1	14.1	16.9
%RSD	.12622	.46865	.47720	.37916
#1	76912.	6867.5	2941.6	4454.0
#2	77049.	6822.1	2961.5	4478.0

Zoom In Zoom Out

Sample Name: mp80308-mb1conf Acquired: 6/27/2014 15:28:03 Type: Unk
Method: Accutest1(v23) Mode: CONC Corr. Factor: 1.000000
User: admin Custom ID1: Custom ID2: Custom ID3:
Comment:

Elem	Ba4554	Be3130	Cd2288	Co2286	Cr2677	Cu3247	Mn2576	Ni2316	Ag3280
Avg	**.0002**	**-.0000**	**-.0001**	**-.0001**	**.0002**	**.0005**	**.0001**	**.0002**	**.0002**
Stddev	.0002	.0002	.0001	.0001	.0003	.0003	.0000	.0001	.0002
%RSD	129.0	334.5	74.37	246.2	149.4	64.73	12.87	42.63	144.1
#1	.0000	.0001	-.0002	.0000	.0004	.0002	.0001	.0002	.0003
#2	.0003	-.0002	-.0001	-.0002	-.0000	.0007	.0001	.0003	-.0000

Elem	V_2924	Zn2062	As1890	Tl1908	Pb2203	Se1960	Sb2068	Al3961	Ca3179
Avg	**-.0002**	**.0042**	**-.0009**	**.0002**	**-.0005**	**.0002**	**-.0003**	**.0120**	**.0236**
Stddev	.0004	.0001	.0001	.0002	.0002	.0014	.0000	.0074	.0010
%RSD	220.9	2.373	9.788	130.6	47.94	679.9	8.535	61.40	4.423
#1	-.0005	.0042	-.0009	.0000	-.0007	.0012	-.0003	.0173	.0228
#2	.0001	.0043	-.0010	.0004	-.0003	-.0008	-.0003	.0068	.0243

Elem	Fe2599	Mg2790	K_7664	Na5895	B_2089	Mo2020	Pd3404	Si2124	Sn1899
Avg	**.0136**	**.0379**	**.0042**	**.0839**	**.0003**	**-.0002**	**-.0009**	**-.0011**	**.0008**
Stddev	.0005	.0498	.0020	.0022	.0001	.0000	.0010	.0003	.0000
%RSD	3.505	131.4	46.91	2.680	40.37	14.91	104.1	25.39	1.322
#1	.0139	.0731	.0056	.0855	.0002	-.0002	-.0016	-.0009	.0009
#2	.0132	.0027	.0028	.0823	.0004	-.0002	-.0002	-.0013	.0008

Elem	Sr4077	Ti3349	W_2079	Zr3391	S_1820	Bi2230	Li6707
Avg	**.0001**	**-.0000**	**-.0045**	**.0004**	**.0051**	**-.0032**	**-.0007**
Stddev	.0001	.0001	.0005	.0000	.0010	.0003	.0012
%RSD	111.6	776.2	10.53	11.15	19.10	8.633	188.6
#1	.0000	.0001	-.0041	.0004	.0058	-.0034	.0002
#2	.0002	-.0001	-.0048	.0004	.0044	-.0030	-.0015

Int. Std.	Y_3600	Y_3710	Y_2243	In2306
Avg	**77112.**	**6873.6**	**2973.1**	**4496.9**
Stddev	325.	45.8	21.5	28.4
%RSD	.42106	.66605	.72255	.63109
#1	76882.	6841.2	2988.3	4517.0
#2	77341.	6905.9	2957.9	4476.8

Zoom In Zoom Out

Sample Name: jb70131-2f Acquired: 6/27/2014 15:34:08 Type: Unk
Method: Accutest1(v23) Mode: CONC Corr. Factor: 1.000000
User: admin Custom ID1: Custom ID2: Custom ID3:
Comment:

Elem	Ba4554	Be3130	Cd2288	Co2286	Cr2677	Cu3247	Mn2576	Ni2316	Ag3280
Avg	**.0640**	**.0001**	**.0001**	**.0121**	**.0005**	**.0001**	**.9022**	**.0137**	**.0030**
Stddev	.0003	.0001	.0001	.0002	.0002	.0000	.0006	.0001	.0005
%RSD	.4330	154.0	92.43	1.679	32.45	44.93	.0700	.3792	14.97
#1	.0639	.0002	.0002	.0123	.0006	.0001	.9026	.0136	.0027
#2	.0642	-.0000	.0000	.0120	.0004	.0001	.9017	.0137	.0033

Elem	V_2924	Zn2062	As1890	Tl1908	Pb2203	Se1960	Sb2068	Al3961	Ca3179
Avg	**.0015**	**.0164**	**.0011**	**-.0003**	**.0009**	**.0032**	**-.0010**	**.0248**	**4.077**
Stddev	.0000	.0001	.0000	.0004	.0003	.0006	.0001	.0040	.009
%RSD	1.877	.9086	.1477	169.9	39.63	17.47	13.65	15.95	.2234
#1	.0015	.0163	.0011	-.0006	.0011	.0028	-.0011	.0220	4.083
#2	.0015	.0165	.0011	.0001	.0006	.0036	-.0009	.0276	4.070

Elem	Fe2599	Mg2790	K_7664	Na5895	B_2089	Mo2020	Pd3404	Si2124	Sn1899
Avg	**50.00**	**5.211**	**3.077**	**9.334**	**.0105**	**-.0004**	**.0084**	**5.753**	**-.0009**
Stddev	.09	.033	.025	.031	.0000	.0003	.0003	.021	.0002
%RSD	.1811	.6235	.8239	.3312	.2887	63.66	3.260	.3674	20.81
#1	50.06	5.234	3.094	9.355	.0105	-.0006	.0082	5.768	-.0010
#2	49.93	5.188	3.059	9.312	.0105	-.0002	.0086	5.738	-.0008

Elem	Sr4077	Ti3349	W_2079	Zr3391	S_1820	Bi2230	Li6707
Avg	**.0231**	**-.0000**	**.0052**	**-.0044**	**17.67**	**.0030**	**.0194**
Stddev	.0001	.0001	.0008	.0001	.05	.0004	.0002
%RSD	.5601	288.3	16.17	2.899	.3078	13.42	1.045
#1	.0232	.0000	.0058	-.0043	17.71	.0033	.0193
#2	.0230	-.0001	.0046	-.0045	17.63	.0027	.0196

Int. Std.	Y_3600	Y_3710	Y_2243	In2306
Avg	**77011.**	**6890.9**	**2931.7**	**4361.6**
Stddev	41.	9.2	14.4	17.6
%RSD	.05384	.13369	.49095	.40414
#1	77040.	6884.3	2921.6	4349.1
#2	76982.	6897.4	2941.9	4374.0

Zoom In Zoom Out

Sample Name: jb68667-8r Acquired: 6/27/2014 15:40:08 Type: Unk
Method: Accutest1(v23) Mode: CONC Corr. Factor: 5.000000
User: admin Custom ID1: Custom ID2: Custom ID3:
Comment:

Elem	Ba4554	Be3130	Cd2288	Co2286	Cr2677	Cu3247	Mn2576	Ni2316	Ag3280
Avg	**.5845**	**-.0000**	**.0008**	**.0003**	**.0003**	**.0050**	**.2630**	**.0002**	**.0011**
Stddev	.0023	.0008	.0003	.0009	.0001	.0006	.0008	.0002	.0031
%RSD	.3961	2003.	32.37	269.3	28.37	11.53	.3114	111.3	280.0
#1	.5861	.0005	.0006	.0010	.0004	.0046	.2624	.0000	.0033
#2	.5828	-.0006	.0010	-.0003	.0003	.0054	.2636	.0003	-.0011

Elem	V_2924	Zn2062	As1890	Tl1908	Pb2203	Se1960	Sb2068	Al3961	Ca3179
Avg	**.0022**	**.1964**	**.0013**	**-.0041**	**-.0011**	**.0062**	**-.0076**	**.0974**	**147.8**
Stddev	.0002	.0006	.0023	.0020	.0036	.0078	.0005	.0380	.9
%RSD	9.859	.3195	178.7	47.84	330.3	125.8	6.399	38.97	.5890
#1	.0024	.1968	-.0003	-.0027	-.0037	.0118	-.0079	.1243	147.2
#2	.0021	.1959	.0029	-.0055	.0015	.0007	-.0073	.0706	148.4

Elem	Fe2599	Mg2790	K_7664	Na5895	B_2089	Mo2020	Pd3404	Si2124	Sn1899
Avg	**.5121**	**176.7**	**67.66**	**1654.**	**1.066**	**.0659**	**.0258**	**11.41**	**.0040**
Stddev	.0055	1.4	.02	5.	.003	.0020	.0010	.00	.0028
%RSD	1.084	.7697	.0242	.3137	.2538	2.962	3.997	.0429	69.14
#1	.5161	175.8	67.65	1658.	1.065	.0673	.0250	11.42	.0060
#2	.5082	177.7	67.67	1650.	1.068	.0645	.0265	11.41	.0020

Elem	Sr4077	Ti3349	W_2079	Zr3391	S_1820	Bi2230	Li6707
Avg	**2.239**	**.0033**	**-.0573**	**-.0127**	**94.52**	**-.0084**	**.0241**
Stddev	.002	.0013	.0000	.0003	.13	.0032	.0017
%RSD	.0765	38.61	.0241	2.162	.1375	38.27	7.216
#1	2.238	.0024	-.0572	-.0125	94.61	-.0061	.0254
#2	2.240	.0042	-.0573	-.0129	94.43	-.0107	.0229

Int. Std.	Y_3600	Y_3710	Y_2243	In2306
Avg	**72557.**	**6587.6**	**2669.7**	**3762.2**
Stddev	120.	59.0	1.8	3.3
%RSD	.16510	.89504	.06742	.08663
#1	72642.	6629.2	2668.4	3759.9
#2	72473.	6545.9	2671.0	3764.6

Zoom In Zoom Out

Sample Name: mp80292-mb1 2 Acquired: 6/27/2014 15:46:13 Type: Unk
Method: Accutest1(v23) Mode: CONC Corr. Factor: 1.000000
User: admin Custom ID1: Custom ID2: Custom ID3:
Comment:

Elem	Ba4554	Be3130	Cd2288	Co2286	Cr2677	Cu3247	Mn2576	Ni2316	Ag3280
Avg	**.0002**	**-.0001**	**.0000**	**.0000**	**.0001**	**-.0000**	**.0000**	**.0001**	**-.0000**
Stddev	.0002	.0001	.0001	.0002	.0002	.0002	.0000	.0000	.0001
%RSD	98.74	140.6	965.7	1091.	167.9	1387.	44.44	20.67	1377.
#1	.0001	-.0000	.0001	-.0001	-.0000	.0001	.0000	.0001	-.0001
#2	.0004	-.0002	-.0000	.0002	.0002	-.0002	.0001	.0001	.0001

Elem	V_2924	Zn2062	As1890	Tl1908	Pb2203	Se1960	Sb2068	Al3961	Ca3179
Avg	**-.0004**	**.0005**	**-.0010**	**.0005**	**-.0004**	**-.0002**	**-.0008**	**.0021**	**.0135**
Stddev	.0002	.0000	.0002	.0012	.0002	.0027	.0004	.0077	.0014
%RSD	44.97	1.590	18.21	269.6	64.30	1373.	44.93	360.7	10.72
#1	-.0002	.0005	-.0009	.0013	-.0002	.0017	-.0006	.0075	.0125
#2	-.0005	.0005	-.0011	-.0004	-.0006	-.0021	-.0011	-.0033	.0145

Elem	Fe2599	Mg2790	K_7664	Na5895	B_2089	Mo2020	Pd3404	Si2124	Sn1899
Avg	**.0144**	**.0184**	**.0190**	**.0728**	**-.0003**	**-.0003**	**-.0015**	**.0059**	**.0001**
Stddev	.0041	.0208	.0213	.0153	.0001	.0001	.0002	.0004	.0003
%RSD	28.68	113.3	112.0	21.04	28.69	31.70	10.64	6.512	359.1
#1	.0115	.0331	.0040	.0836	-.0004	-.0004	-.0014	.0056	-.0001
#2	.0173	.0037	.0341	.0620	-.0003	-.0003	-.0017	.0061	.0003

Elem	Sr4077	Ti3349	W_2079	Zr3391	S_1820	Bi2230	Li6707
Avg	**.0001**	**-.0000**	**-.0092**	**-.0002**	**.0019**	**-.0041**	**.0008**
Stddev	.0001	.0007	.0001	.0001	.0014	.0009	.0005
%RSD	72.39	3382.	1.339	44.31	70.45	23.25	61.56
#1	.0001	-.0005	-.0093	-.0001	.0010	-.0034	.0011
#2	.0000	.0005	-.0091	-.0002	.0029	-.0047	.0004

Int. Std.	Y_3600	Y_3710	Y_2243	In2306
Avg	**77575.**	**6915.5**	**2981.5**	**4520.3**
Stddev	156.	37.0	2.2	.1
%RSD	.20169	.53491	.07346	.00146
#1	77686.	6889.4	2979.9	4520.2
#2	77464.	6941.7	2983.0	4520.3

Zoom In Zoom Out

Sample Name: mp80292-lc1 Acquired: 6/27/2014 15:52:15 Type: Unk
Method: Accutest1(v23) Mode: CONC Corr. Factor: 1.000000
User: admin Custom ID1: Custom ID2: Custom ID3:
Comment:

Elem	Ba4554	Be3130	Cd2288	Co2286	Cr2677	Cu3247	Mn2576	Ni2316	Ag3280
Avg	**.5122**	**.5191**	**.5148**	**.5059**	**.5365**	**.4972**	**.5366**	**.5131**	**.1985**
Stddev	.0014	.0020	.0002	.0003	.0011	.0030	.0008	.0007	.0004
%RSD	.2761	.3806	.0427	.0658	.2050	.6118	.1495	.1327	.2041
#1	.5112	.5177	.5147	.5057	.5357	.4950	.5372	.5126	.1987
#2	.5132	.5205	.5150	.5061	.5373	.4993	.5360	.5136	.1982

Elem	V_2924	Zn2062	As1890	Tl1908	Pb2203	Se1960	Sb2068	Al3961	Ca3179
Avg	**.5358**	**.5246**	**.5100**	**.5544**	**.5194**	**.5112**	**.5040**	**5.228**	**5.969**
Stddev	.0003	.0002	.0011	.0018	.0013	.0022	.0007	.062	.047
%RSD	.0566	.0432	.2074	.3236	.2585	.4306	.1324	1.187	.7820
#1	.5360	.5244	.5107	.5557	.5185	.5127	.5045	5.184	5.936
#2	.5356	.5248	.5092	.5531	.5204	.5096	.5035	5.272	6.002

Elem	Fe2599	Mg2790	K_7664	Na5895	B_2089	Mo2020	Pd3404	Si2124	Sn1899
Avg	**6.060**	**5.779**	**10.30**	**10.58**	**.0050**	**.5283**	**.0010**	**.0203**	**.0003**
Stddev	.010	.012	.03	.03	.0004	.0003	.0004	.0008	.0000
%RSD	.1659	.2139	.3047	.3016	8.682	.0511	37.08	4.152	14.05
#1	6.052	5.787	10.28	10.55	.0047	.5281	.0007	.0197	.0003
#2	6.067	5.770	10.32	10.60	.0053	.5285	.0013	.0209	.0003

Elem	Sr4077	Ti3349	W_2079	Zr3391	S_1820	Bi2230	Li6707
Avg	**-.0000**	**.5261**	**.0038**	**.0076**	**.0070**	**-.0020**	**.0004**
Stddev	.0001	.0003	.0009	.0004	.0001	.0008	.0004
%RSD	206.9	.0609	22.49	5.820	1.257	40.13	93.34
#1	-.0001	.5259	.0044	.0079	.0069	-.0026	.0007
#2	.0000	.5263	.0032	.0073	.0071	-.0015	.0001

Int. Std.	Y_3600	Y_3710	Y_2243	In2306
Avg	**76383.**	**6808.2**	**2895.0**	**4284.5**
Stddev	94.	24.8	5.9	5.7
%RSD	.12328	.36435	.20543	.13334
#1	76316.	6825.8	2890.8	4280.4
#2	76449.	6790.7	2899.2	4288.5

Zoom In Zoom Out

Sample Name: jb69877-1 Acquired: 6/27/2014 15:58:08 Type: Unk
Method: Accutest1(v23) Mode: CONC Corr. Factor: 5.000000
User: admin Custom ID1: Custom ID2: Custom ID3:
Comment:

Elem	Ba4554	Be3130	Cd2288	Co2286	Cr2677	Cu3247	Mn2576	Ni2316	Ag3280
Avg	**.2644**	**.0022**	**-.0005**	**.0688**	**.0196**	**.0650**	**7.662**	**.0745**	**.0007**
Stddev	.0000	.0006	.0004	.0007	.0003	.0009	.026	.0002	.0029
%RSD	.0032	25.64	73.73	1.013	1.589	1.407	.3461	.2457	410.8
#1	.2644	.0026	-.0002	.0683	.0198	.0643	7.680	.0747	.0028
#2	.2644	.0018	-.0008	.0693	.0193	.0656	7.643	.0744	-.0014

Elem	V_2924	Zn2062	As1890	Tl1908	Pb2203	Se1960	Sb2068	Al3961	Ca3179
Avg	**.0268**	**.1685**	**.0601**	**.0007**	**.0359**	**.0072**	**-.0081**	**13.82**	**485.7**
Stddev	.0003	.0002	.0077	.0005	.0025	.0048	.0009	.10	2.0
%RSD	.9585	.1265	12.85	82.41	6.859	67.37	10.73	.7582	.4222
#1	.0266	.1687	.0546	.0003	.0376	.0038	-.0087	13.90	484.2
#2	.0269	.1684	.0655	.0011	.0342	.0106	-.0075	13.75	487.1

Elem	Fe2599	Mg2790	K_7664	Na5895	B_2089	Mo2020	Pd3404	Si2124	Sn1899
Avg	**21.52**	**12.92**	**14.07**	**138.6**	**.0395**	**.0036**	**.0702**	**16.01**	**-.0009**
Stddev	.06	.07	.06	.4	.0003	.0007	.0028	.06	.0019
%RSD	.2575	.5159	.3922	.2570	.7392	20.88	4.009	.4055	207.4
#1	21.49	12.87	14.11	138.9	.0397	.0031	.0682	15.96	-.0022
#2	21.56	12.97	14.03	138.4	.0393	.0041	.0722	16.05	.0004

Elem	Sr4077	Ti3349	W_2079	Zr3391	S_1820	Bi2230	Li6707
Avg	**.5511**	**.2121**	**-.0906**	**.0032**	**410.6**	**-.0126**	**.0266**
Stddev	.0015	.0009	.0023	.0006	1.3	.0055	.0032
%RSD	.2706	.4183	2.578	18.89	.3047	43.52	11.98
#1	.5500	.2127	-.0889	.0028	409.7	-.0165	.0244
#2	.5521	.2114	-.0923	.0037	411.5	-.0087	.0289

Int. Std.	Y_3600	Y_3710	Y_2243	In2306
Avg	**88638.**	**7828.5**	**3246.5**	**4108.4**
Stddev	218.	46.8	7.9	5.7
%RSD	.24572	.59826	.24190	.13772
#1	88484.	7861.7	3252.1	4112.4
#2	88792.	7795.4	3241.0	4104.4

Zoom In Zoom Out

Sample Name: jb70021-6 Acquired: 6/27/2014 16:04:06 Type: Unk
Method: Accutest1(v23) Mode: CONC Corr. Factor: 1.000000
User: admin Custom ID1: Custom ID2: Custom ID3:
Comment:

Elem	Ba4554	Be3130	Cd2288	Co2286	Cr2677	Cu3247	Mn2576	Ni2316	Ag3280
Avg	**.4657**	**.0048**	**.0002**	**.0290**	**.0051**	**.0025**	**.6659**	**.0238**	**.0033**
Stddev	.0051	.0000	.0000	.0001	.0003	.0000	.0019	.0000	.0002
%RSD	1.093	1.038	27.17	.4470	6.626	.3884	.2824	.0669	5.657
#1	.4621	.0048	.0002	.0289	.0049	.0025	.6672	.0238	.0032
#2	.4693	.0047	.0001	.0290	.0053	.0025	.6646	.0238	.0035

Elem	V_2924	Zn2062	As1890	Tl1908	Pb2203	Se1960	Sb2068	Al3961	Ca3179
Avg	**.0037**	**.0172**	**.0001**	**.0111**	**.0009**	**.0046**	**-.0013**	**2.802**	**67.86**
Stddev	.0002	.0001	.0004	.0001	.0006	.0020	.0010	.022	.53
%RSD	4.248	.4167	389.3	.9651	64.85	43.55	79.65	.8002	.7851
#1	.0036	.0172	-.0002	.0111	.0013	.0032	-.0021	2.786	67.49
#2	.0038	.0171	.0004	.0110	.0005	.0060	-.0006	2.818	68.24

Elem	Fe2599	Mg2790	K_7664	Na5895	B_2089	Mo2020	Pd3404	Si2124	Sn1899
Avg	**48.46**	**21.34**	**9.166**	**50.12**	**.1602**	**.0007**	**.0077**	**6.733**	**-.0011**
Stddev	.41	.13	.080	.40	.0010	.0000	.0010	.019	.0000
%RSD	.8370	.5961	.8672	.7909	.6528	2.194	12.95	.2825	4.082
#1	48.17	21.25	9.110	49.84	.1609	.0007	.0084	6.746	-.0011
#2	48.75	21.43	9.223	50.40	.1594	.0007	.0070	6.719	-.0011

Elem	Sr4077	Ti3349	W_2079	Zr3391	S_1820	Bi2230	Li6707
Avg	**1.698**	**.0175**	**-.0036**	**.0005**	**15.64**	**.0024**	**.0273**
Stddev	.017	.0002	.0002	.0002	.02	.0020	.0004
%RSD	1.008	1.053	6.102	46.25	.1316	83.53	1.614
#1	1.686	.0176	-.0034	.0007	15.65	.0010	.0270
#2	1.710	.0173	-.0037	.0003	15.63	.0039	.0277

Int. Std.	Y_3600	Y_3710	Y_2243	In2306
Avg	**75223.**	**6704.4**	**2787.8**	**4048.1**
Stddev	369.	27.9	.9	2.4
%RSD	.49112	.41639	.03334	.05999
#1	74961.	6724.2	2788.4	4049.8
#2	75484.	6684.7	2787.1	4046.4

Zoom In Zoom Out

Sample Name: jb70021-7 Acquired: 6/27/2014 16:10:06 Type: Unk
Method: Accutest1(v23) Mode: CONC Corr. Factor: 1.000000
User: admin Custom ID1: Custom ID2: Custom ID3:
Comment:

Elem	Ba4554	Be3130	Cd2288	Co2286	Cr2677	Cu3247	Mn2576	Ni2316	Ag3280
Avg	**.0001**	**-.0000**	**.0001**	**-.0001**	**.0005**	**.0025**	**.0000**	**-.0002**	**-.0004**
Stddev	.0000	.0001	.0000	.0001	.0002	.0006	.0000	.0001	.0001
%RSD	19.42	323.8	1.715	62.95	31.76	22.50	67.97	49.00	37.72
#1	.0001	.0000	.0001	-.0001	.0006	.0021	.0000	-.0001	-.0005
#2	.0001	-.0001	.0001	-.0001	.0004	.0029	.0001	-.0002	-.0003

Elem	V_2924	Zn2062	As1890	Tl1908	Pb2203	Se1960	Sb2068	Al3961	Ca3179
Avg	**-.0002**	**.0015**	**-.0010**	**.0004**	**-.0009**	**-.0011**	**-.0006**	**.0159**	**.0083**
Stddev	.0001	.0000	.0002	.0002	.0013	.0002	.0011	.0041	.0042
%RSD	42.39	.7778	22.56	42.72	149.0	14.80	190.3	25.72	50.76
#1	-.0003	.0015	-.0009	.0003	.0000	-.0012	.0002	.0188	.0113
#2	-.0002	.0015	-.0012	.0005	-.0018	-.0010	-.0014	.0130	.0053

Elem	Fe2599	Mg2790	K_7664	Na5895	B_2089	Mo2020	Pd3404	Si2124	Sn1899
Avg	**.0074**	**-.0165**	**.0086**	**.0253**	**-.0002**	**-.0002**	**-.0008**	**.0226**	**.0001**
Stddev	.0051	.0068	.0366	.0067	.0000	.0001	.0018	.0007	.0005
%RSD	68.75	40.95	426.1	26.66	11.47	65.84	223.7	3.302	678.1
#1	.0110	-.0213	-.0173	.0301	-.0002	-.0003	.0005	.0232	-.0003
#2	.0038	-.0117	.0345	.0205	-.0002	-.0001	-.0020	.0221	.0004

Elem	Sr4077	Ti3349	W_2079	Zr3391	S_1820	Bi2230	Li6707
Avg	**.0001**	**.0007**	**-.0087**	**.0009**	**.0050**	**-.0035**	**.0002**
Stddev	.0001	.0001	.0002	.0001	.0028	.0009	.0014
%RSD	45.71	14.04	1.891	8.551	56.21	24.65	674.0
#1	.0001	.0008	-.0086	.0010	.0070	-.0029	.0012
#2	.0001	.0006	-.0088	.0009	.0030	-.0041	-.0008

Int. Std.	Y_3600	Y_3710	Y_2243	In2306
Avg	**76668.**	**6879.5**	**2951.1**	**4473.6**
Stddev	110.	11.7	7.1	5.4
%RSD	.14317	.17009	.23980	.12103
#1	76591.	6887.8	2946.1	4469.7
#2	76746.	6871.3	2956.1	4477.4

Zoom In Zoom Out

Sample Name: ccv Acquired: 6/27/2014 16:16:12 Type: QC
Method: Accutest1(v23) Mode: CONC Corr. Factor: 1.000000
User: admin Custom ID1: Custom ID2: Custom ID3:
Comment:

Elem	Ba4554	Be3130	Cd2288	Co2286	Cr2677	Cu3247	Mn2576	Ni2316	Ag3280
Units	ppm	ppm	ppm	ppm	ppm	ppm	ppm	ppm	ppm
Avg	**2.015**	**2.022**	**2.001**	**2.020**	**2.046**	**1.955**	**2.058**	**2.026**	**.2493**
Stddev	.002	.012	.010	.011	.008	.000	.002	.010	.0009
%RSD	.1031	.5898	.4799	.5520	.4047	.0093	.1070	.5064	.3474
#1	2.013	2.013	2.008	2.028	2.040	1.955	2.057	2.033	.2487
#2	2.016	2.030	1.994	2.012	2.051	1.955	2.060	2.019	.2499
Check ?	Chk Pass	Chk Pass	Chk Pass	Chk Pass	Chk Pass	Chk Pass	Chk Pass	Chk Pass	Chk Pass
Value									
Range									

Elem	V_2924	Zn2062	As1890	Tl1908	Pb2203	Se1960	Sb2068	Al3961	Ca3179
Units	ppm	ppm	ppm	ppm	ppm	ppm	ppm	ppm	ppm
Avg	**2.007**	**2.026**	**1.985**	**2.083**	**2.034**	**1.989**	**2.001**	**40.11**	**40.80**
Stddev	.005	.011	.010	.008	.008	.015	.014	.25	.28
%RSD	.2641	.5179	.5168	.3959	.3807	.7551	.6872	.6285	.6930
#1	2.003	2.033	1.992	2.089	2.039	1.999	2.011	39.93	40.60
#2	2.011	2.019	1.978	2.077	2.028	1.978	1.992	40.29	41.00
Check ?	Chk Pass	Chk Pass	Chk Pass	Chk Pass	Chk Pass	Chk Pass	Chk Pass	Chk Pass	Chk Pass
Value									
Range									

Elem	Fe2599	Mg2790	K_7664	Na5895	B_2089	Mo2020	Pd3404	Si2124	Sn1899
Units	ppm	ppm	ppm	ppm	ppm	ppm	ppm	ppm	ppm
Avg	**41.45**	**40.46**	**40.12**	**40.40**	**2.010**	**2.023**	**1.991**	**5.038**	**2.050**
Stddev	.24	.20	.31	.16	.010	.010	.002	.024	.013
%RSD	.5839	.4945	.7756	.3847	.5149	.4896	.0787	.4664	.6380
#1	41.28	40.32	39.90	40.29	2.017	2.030	1.992	5.055	2.059
#2	41.62	40.60	40.34	40.51	2.002	2.016	1.990	5.022	2.041
Check ?	Chk Pass	Chk Pass	Chk Pass	Chk Pass	Chk Pass	Chk Pass	Chk Pass	Chk Pass	Chk Pass
Value									
Range									

Zoom In Zoom Out

Sample Name: ccv Acquired: 6/27/2014 16:16:12 Type: QC
Method: Accutest1(v23) Mode: CONC Corr. Factor: 1.000000
User: admin Custom ID1: Custom ID2: Custom ID3:
Comment:

Elem	Sr4077	Ti3349	W_2079	Zr3391	S_1820	Bi2230	Li6707
Units	ppm	ppm	ppm	ppm	ppm	ppm	ppm
Avg	**2.022**	**2.009**	**1.982**	**1.991**	**1.917**	**2.012**	**2.019**
Stddev	.005	.002	.011	.002	.007	.009	.004
%RSD	.2266	.0899	.5419	.0808	.3885	.4700	.1985
#1	2.019	2.008	1.989	1.990	1.922	2.018	2.016
#2	2.025	2.010	1.974	1.993	1.912	2.005	2.022
Check ?	Chk Pass	Chk Pass	Chk Pass	Chk Pass	Chk Pass	Chk Pass	Chk Pass
Value							
Range							

Int. Std.	Y_3600	Y_3710	Y_2243	In2306
Units	Cts/S	Cts/S	Cts/S	Cts/S
Avg	**74938.**	**6715.1**	**2811.9**	**3961.6**
Stddev	84.	36.1	17.3	18.7
%RSD	.11153	.53829	.61417	.47197
#1	74878.	6740.6	2799.6	3948.4
#2	74997.	6689.5	2824.1	3974.8

Zoom In Zoom Out

Sample Name: ccb Acquired: 6/27/2014 16:22:01 Type: QC
Method: Accutest1(v23) Mode: CONC Corr. Factor: 1.000000
User: admin Custom ID1: Custom ID2: Custom ID3:
Comment:

Elem	Ba4554	Be3130	Cd2288	Co2286	Cr2677	Cu3247	Mn2576	Ni2316	Ag3280
Units	ppm	ppm	ppm	ppm	ppm	ppm	ppm	ppm	ppm
Avg	**.0003**	**.0000**	**.0001**	**.0002**	**.0004**	**-.0000**	**.0002**	**.0003**	**-.0002**
Stddev	.0002	.0002	.0001	.0002	.0000	.0004	.0000	.0001	.0004
%RSD	94.17	930.7	78.53	133.7	10.24	2027.	3.586	19.16	195.1
#1	.0004	.0002	.0002	.0000	.0005	-.0003	.0002	.0004	.0001
#2	.0001	-.0001	.0000	.0003	.0004	.0003	.0002	.0003	-.0005
Check ?	Chk Pass	Chk Pass	Chk Pass	Chk Pass	Chk Pass	Chk Pass	Chk Pass	Chk Pass	Chk Pass
High Limit									
Low Limit									

Elem	V_2924	Zn2062	As1890	Tl1908	Pb2203	Se1960	Sb2068	Al3961	Ca3179
Units	ppm	ppm	ppm	ppm	ppm	ppm	ppm	ppm	ppm
Avg	**-.0001**	**.0001**	**.0000**	**.0012**	**-.0002**	**.0011**	**-.0006**	**.0053**	**.0034**
Stddev	.0002	.0000	.0008	.0000	.0001	.0000	.0003	.0164	.0029
%RSD	421.8	31.21	6871.	2.070	23.34	3.554	47.17	307.8	83.96
#1	-.0002	.0001	-.0005	.0012	-.0003	.0011	-.0008	-.0063	.0055
#2	.0001	.0001	.0006	.0012	-.0002	.0011	-.0004	.0169	.0014
Check ?	Chk Pass	Chk Pass	Chk Pass	Chk Pass	Chk Pass	Chk Pass	Chk Pass	Chk Pass	Chk Pass
High Limit									
Low Limit									

Elem	Fe2599	Mg2790	K_7664	Na5895	B_2089	Mo2020	Pd3404	Si2124	Sn1899
Units	ppm	ppm	ppm	ppm	ppm	ppm	ppm	ppm	ppm
Avg	**.0069**	**-.0056**	**-.0011**	**.0070**	**.0006**	**.0012**	**-.0008**	**.0017**	**.0006**
Stddev	.0057	.0457	.0021	.0020	.0000	.0002	.0000	.0001	.0002
%RSD	81.55	815.9	186.9	28.82	2.224	16.79	4.307	7.070	27.22
#1	.0029	-.0379	.0004	.0084	.0007	.0014	-.0008	.0016	.0007
#2	.0109	.0267	-.0027	.0056	.0006	.0011	-.0008	.0017	.0005
Check ?	Chk Pass	Chk Pass	Chk Pass	Chk Pass	Chk Pass	Chk Pass	Chk Pass	Chk Pass	Chk Pass
High Limit									
Low Limit									

Zoom In Zoom Out

Sample Name: ccb Acquired: 6/27/2014 16:22:01 Type: QC
Method: Accutest1(v23) Mode: CONC Corr. Factor: 1.000000
User: admin Custom ID1: Custom ID2: Custom ID3:
Comment:

Elem	Sr4077	Ti3349	W_2079	Zr3391	S_1820	Bi2230	Li6707
Units	ppm	ppm	ppm	ppm	ppm	ppm	ppm
Avg	**.0002**	**.0003**	**-.0043**	**.0002**	**.0021**	**-.0022**	**.0003**
Stddev	.0001	.0000	.0002	.0001	.0002	.0005	.0002
%RSD	64.82	18.98	5.757	39.89	8.884	21.25	67.69
#1	.0003	.0003	-.0041	.0002	.0022	-.0018	.0002
#2	.0001	.0002	-.0044	.0003	.0020	-.0025	.0004
Check ?	Chk Pass	Chk Pass	Chk Pass	Chk Pass	Chk Pass	Chk Pass	Chk Pass
High Limit							
Low Limit							

Int. Std.	Y_3600	Y_3710	Y_2243	In2306
Units	Cts/S	Cts/S	Cts/S	Cts/S
Avg	**77006.**	**6839.6**	**2962.7**	**4464.7**
Stddev	141.	21.0	5.7	14.0
%RSD	.18304	.30775	.19318	.31462
#1	77106.	6824.7	2966.7	4474.6
#2	76907.	6854.5	2958.6	4454.7

Zoom In Zoom Out

Sample Name: jb69567-3 Acquired: 6/27/2014 16:28:05 Type: Unk
Method: Accutest1(v23) Mode: CONC Corr. Factor: 1.000000
User: admin Custom ID1: Custom ID2: Custom ID3:
Comment:

Elem	Ba4554	Be3130	Cd2288	Co2286	Cr2677	Cu3247	Mn2576	Ni2316	Ag3280
Avg	**.0505**	**.0001**	**.0003**	**.0003**	**.0010**	**.0255**	**.0545**	**.0107**	**.0008**
Stddev	.0001	.0001	.0001	.0001	.0003	.0004	.0000	.0003	.0002
%RSD	.1740	121.5	33.81	20.81	25.17	1.400	.0738	2.523	32.61
#1	.0506	.0000	.0004	.0003	.0008	.0257	.0545	.0109	.0006
#2	.0504	.0001	.0003	.0002	.0012	.0252	.0545	.0105	.0009

Elem	V_2924	Zn2062	As1890	Tl1908	Pb2203	Se1960	Sb2068	Al3961	Ca3179
Avg	**.0029**	**.0168**	**.0066**	**.0005**	**-.0001**	**.0038**	**.0009**	**.0930**	**133.1**
Stddev	.0005	.0000	.0008	.0001	.0004	.0007	.0006	.0170	.4
%RSD	15.82	.0979	11.31	13.65	323.2	17.81	72.00	18.23	.2972
#1	.0032	.0168	.0061	.0004	.0001	.0043	.0004	.1050	132.8
#2	.0025	.0169	.0072	.0005	-.0004	.0034	.0013	.0810	133.4

Elem	Fe2599	Mg2790	K_7664	Na5895	B_2089	Mo2020	Pd3404	Si2124	Sn1899
Avg	**.1545**	**16.34**	**19.42**	**264.7**	**.0821**	**.0603**	**.0071**	**6.333**	**-.0011**
Stddev	.0069	.08	.06	3.3	.0001	.0003	.0002	.001	.0002
%RSD	4.458	.5099	.3000	1.252	.0644	.4335	3.004	.0174	20.21
#1	.1497	16.28	19.38	267.0	.0821	.0602	.0070	6.334	-.0012
#2	.1594	16.40	19.46	262.3	.0822	.0605	.0073	6.332	-.0009

Elem	Sr4077	Ti3349	W_2079	Zr3391	S_1820	Bi2230	Li6707
Avg	**.8473**	**.0028**	**-.0161**	**-.0034**	**28.52**	**.0041**	**.0430**
Stddev	.0013	.0001	.0007	.0004	.04	.0003	.0002
%RSD	.1536	2.980	4.416	11.30	.1382	6.303	.4750
#1	.8464	.0028	-.0156	-.0031	28.50	.0040	.0432
#2	.8482	.0027	-.0166	-.0036	28.55	.0043	.0429

Int. Std.	Y_3600	Y_3710	Y_2243	In2306
Avg	**72842.**	**6598.6**	**2644.1**	**3737.0**
Stddev	230.	13.3	2.2	1.6
%RSD	.31561	.20131	.08243	.04196
#1	73005.	6589.2	2642.6	3738.1
#2	72680.	6608.0	2645.6	3735.9

Zoom In Zoom Out

Sample Name: jb70062-1 Acquired: 6/27/2014 16:34:11 Type: Unk
Method: Accutest1(v23) Mode: CONC Corr. Factor: 1.000000
User: admin Custom ID1: Custom ID2: Custom ID3:
Comment:

Elem	Ba4554	Be3130	Cd2288	Co2286	Cr2677	Cu3247	Mn2576	Ni2316	Ag3280
Avg	**.0110**	**-.0000**	**.0000**	**-.0003**	**.0010**	**.0004**	**.0001**	**.0002**	**-.0001**
Stddev	.0003	.0001	.0002	.0000	.0004	.0000	.0000	.0001	.0009
%RSD	3.032	195.0	15590.	8.387	44.01	12.57	39.58	90.98	812.3
#1	.0108	-.0001	.0002	-.0004	.0007	.0004	.0001	.0003	-.0007
#2	.0112	.0000	-.0002	-.0003	.0013	.0003	.0001	.0001	.0005

Elem	V_2924	Zn2062	As1890	Tl1908	Pb2203	Se1960	Sb2068	Al3961	Ca3179
Avg	**.0021**	**.0009**	**.0000**	**.0007**	**.0002**	**.0024**	**-.0001**	**1.202**	**24.26**
Stddev	.0001	.0002	.0000	.0003	.0005	.0009	.0005	.032	.56
%RSD	5.119	17.68	112.3	38.81	335.9	39.08	345.8	2.646	2.319
#1	.0020	.0008	.0001	.0005	-.0002	.0031	-.0005	1.179	23.86
#2	.0021	.0010	.0000	.0009	.0005	.0018	.0002	1.224	24.66

Elem	Fe2599	Mg2790	K_7664	Na5895	B_2089	Mo2020	Pd3404	Si2124	Sn1899
Avg	**.0551**	**.0873**	**.8273**	**.6826**	**.0051**	**-.0001**	**.0032**	**4.379**	**-.0004**
Stddev	.0030	.0391	.0305	.0179	.0002	.0001	.0007	.059	.0002
%RSD	5.475	44.76	3.689	2.619	2.985	152.0	22.02	1.359	44.78
#1	.0573	.1149	.8489	.6699	.0052	-.0002	.0037	4.337	-.0005
#2	.0530	.0596	.8058	.6952	.0050	.0000	.0027	4.421	-.0002

Elem	Sr4077	Ti3349	W_2079	Zr3391	S_1820	Bi2230	Li6707
Avg	**.0461**	**.0001**	**-.0058**	**-.0038**	**1.454**	**-.0003**	**.0025**
Stddev	.0009	.0002	.0013	.0002	.017	.0015	.0010
%RSD	1.948	139.1	22.83	4.691	1.134	437.4	38.84
#1	.0455	.0002	-.0048	-.0037	1.442	.0007	.0032
#2	.0468	.0000	-.0067	-.0039	1.465	-.0014	.0018

Int. Std.	Y_3600	Y_3710	Y_2243	In2306
Avg	**76180.**	**6783.4**	**2922.3**	**4404.0**
Stddev	1810.	154.9	33.5	44.3
%RSD	2.3761	2.2840	1.1448	1.0069
#1	74900.	6892.9	2946.0	4435.4
#2	77460.	6673.8	2898.7	4372.6

Zoom In Zoom Out

Sample Name: jb70062-2 Acquired: 6/27/2014 16:40:12 Type: Unk
Method: Accutest1(v23) Mode: CONC Corr. Factor: 1.000000
User: admin Custom ID1: Custom ID2: Custom ID3:
Comment:

Elem	Ba4554	Be3130	Cd2288	Co2286	Cr2677	Cu3247	Mn2576	Ni2316	Ag3280
Avg	**.0247**	**-.0002**	**.0001**	**-.0003**	**.0005**	**.0005**	**.0002**	**.0003**	**-.0000**
Stddev	.0001	.0000	.0001	.0001	.0001	.0003	.0000	.0002	.0001
%RSD	.4416	11.27	89.56	22.52	16.93	64.26	29.43	60.03	750.0
#1	.0248	-.0002	.0000	-.0003	.0006	.0008	.0001	.0004	.0001
#2	.0246	-.0002	.0002	-.0002	.0004	.0003	.0002	.0002	-.0001

Elem	V_2924	Zn2062	As1890	Tl1908	Pb2203	Se1960	Sb2068	Al3961	Ca3179
Avg	**.0018**	**.0008**	**-.0009**	**.0007**	**-.0005**	**.0026**	**.0000**	**1.432**	**33.57**
Stddev	.0001	.0000	.0002	.0017	.0004	.0006	.0000	.014	.16
%RSD	7.478	.0198	20.09	230.8	83.53	23.69	31.70	.9919	.4813
#1	.0017	.0008	-.0010	.0019	-.0002	.0030	.0000	1.422	33.46
#2	.0019	.0008	-.0008	-.0005	-.0008	.0022	.0000	1.442	33.69

Elem	Fe2599	Mg2790	K_7664	Na5895	B_2089	Mo2020	Pd3404	Si2124	Sn1899
Avg	**.0239**	**.0069**	**1.561**	**.9855**	**.0059**	**-.0002**	**.0036**	**3.683**	**-.0007**
Stddev	.0007	.0172	.009	.0054	.0003	.0000	.0001	.022	.0002
%RSD	2.990	248.3	.5981	.5521	4.712	11.10	2.545	.6014	35.58
#1	.0234	.0191	1.555	.9816	.0061	-.0002	.0035	3.699	-.0008
#2	.0244	-.0052	1.568	.9893	.0057	-.0003	.0037	3.667	-.0005

Elem	Sr4077	Ti3349	W_2079	Zr3391	S_1820	Bi2230	Li6707
Avg	**.0834**	**.0003**	**-.0082**	**-.0035**	**1.075**	**-.0019**	**.0052**
Stddev	.0002	.0002	.0007	.0000	.008	.0003	.0006
%RSD	.2952	64.24	8.306	1.373	.7848	15.58	11.08
#1	.0833	.0002	-.0077	-.0035	1.081	-.0017	.0056
#2	.0836	.0004	-.0086	-.0035	1.069	-.0021	.0048

Int. Std.	Y_3600	Y_3710	Y_2243	In2306
Avg	**77142.**	**6845.7**	**2929.5**	**4386.1**
Stddev	64.	18.4	10.8	10.4
%RSD	.08359	.26896	.36955	.23686
#1	77188.	6858.7	2921.9	4378.7
#2	77097.	6832.7	2937.2	4393.4

Zoom In Zoom Out

Sample Name: jb70062-3 Acquired: 6/27/2014 16:46:14 Type: Unk
Method: Accutest1(v23) Mode: CONC Corr. Factor: 1.000000
User: admin Custom ID1: Custom ID2: Custom ID3:
Comment:

Elem	Ba4554	Be3130	Cd2288	Co2286	Cr2677	Cu3247	Mn2576	Ni2316	Ag3280
Avg	**.0308**	**-.0000**	**.0001**	**-.0001**	**.0003**	**.0018**	**.0392**	**.0016**	**.0002**
Stddev	.0001	.0001	.0001	.0001	.0000	.0001	.0010	.0001	.0001
%RSD	.4251	241.6	129.0	92.69	4.075	5.025	2.457	9.372	58.04
#1	.0309	-.0001	.0000	-.0000	.0003	.0019	.0385	.0015	.0001
#2	.0307	.0000	.0002	-.0002	.0004	.0017	.0399	.0017	.0002

Elem	V_2924	Zn2062	As1890	Tl1908	Pb2203	Se1960	Sb2068	Al3961	Ca3179
Avg	**.0021**	**.0027**	**.0017**	**.0003**	**-.0004**	**.0095**	**-.0008**	**1.542**	**37.11**
Stddev	.0000	.0001	.0005	.0001	.0005	.0009	.0000	.003	.03
%RSD	1.961	5.150	28.53	35.23	133.1	9.322	1.399	.1682	.0927
#1	.0021	.0026	.0020	.0002	-.0008	.0102	-.0008	1.540	37.13
#2	.0021	.0028	.0014	.0003	-.0000	.0089	-.0008	1.544	37.08

Elem	Fe2599	Mg2790	K_7664	Na5895	B_2089	Mo2020	Pd3404	Si2124	Sn1899
Avg	**.0279**	**7.532**	**2.207**	**2.664**	**.0772**	**.0001**	**.0050**	**3.635**	**-.0009**
Stddev	.0048	.036	.004	.014	.0005	.0003	.0011	.012	.0002
%RSD	17.11	.4763	.1720	.5213	.6568	229.2	22.28	.3337	24.07
#1	.0312	7.506	2.210	2.674	.0775	.0003	.0058	3.643	-.0008
#2	.0245	7.557	2.205	2.655	.0768	-.0001	.0042	3.626	-.0011

Elem	Sr4077	Ti3349	W_2079	Zr3391	S_1820	Bi2230	Li6707
Avg	**.1110**	**.0004**	**-.0088**	**-.0029**	**9.663**	**-.0026**	**.0050**
Stddev	.0001	.0001	.0003	.0000	.038	.0001	.0007
%RSD	.0949	30.83	3.372	1.271	.3886	4.480	13.26
#1	.1110	.0003	-.0090	-.0030	9.690	-.0027	.0046
#2	.1109	.0005	-.0086	-.0029	9.636	-.0026	.0055

Int. Std.	Y_3600	Y_3710	Y_2243	In2306
Avg	**75420.**	**6819.2**	**2916.0**	**4300.4**
Stddev	1762.	23.9	3.7	.4
%RSD	2.3358	.35107	.12566	.00948
#1	76666.	6802.3	2913.4	4300.7
#2	74174.	6836.2	2918.6	4300.1

Zoom In Zoom Out

Sample Name: mp80324-mb1 2 Acquired: 6/27/2014 16:52:16 Type: Unk
Method: Accutest1(v23) Mode: CONC Corr. Factor: 1.000000
User: admin Custom ID1: Custom ID2: Custom ID3:
Comment:

Elem	Ba4554	Be3130	Cd2288	Co2286	Cr2677	Cu3247	Mn2576	Ni2316	Ag3280
Avg	**.0007**	**-.0000**	**-.0001**	**-.0000**	**.0000**	**.0005**	**.0001**	**.0001**	**.0003**
Stddev	.0002	.0001	.0001	.0002	.0001	.0003	.0000	.0000	.0002
%RSD	24.80	2025.	110.9	8097.	547.5	62.90	44.85	14.10	90.59
#1	.0008	.0001	-.0001	-.0001	.0001	.0003	.0001	.0001	.0004
#2	.0006	-.0001	-.0000	.0001	-.0001	.0008	.0000	.0001	.0001

Elem	V_2924	Zn2062	As1890	Tl1908	Pb2203	Se1960	Sb2068	Al3961	Ca3179
Avg	**-.0003**	**.0066**	**-.0014**	**-.0002**	**-.0008**	**.0007**	**-.0007**	**.0126**	**.0349**
Stddev	.0001	.0001	.0005	.0002	.0002	.0032	.0003	.0038	.0008
%RSD	23.56	1.283	33.32	96.67	22.77	470.5	49.76	30.16	2.301
#1	-.0004	.0065	-.0018	-.0003	-.0009	.0030	-.0004	.0153	.0354
#2	-.0003	.0066	-.0011	-.0001	-.0007	-.0016	-.0009	.0099	.0343

Elem	Fe2599	Mg2790	K_7664	Na5895	B_2089	Mo2020	Pd3404	Si2124	Sn1899
Avg	**.0006**	**.0122**	**-.0065**	**.0070**	**.0000**	**-.0003**	**.0003**	**.0095**	**.0002**
Stddev	.0037	.0189	.0321	.0006	.0005	.0001	.0008	.0002	.0004
%RSD	629.8	155.8	489.8	8.373	1264.	46.19	282.5	1.717	214.9
#1	.0032	.0255	-.0292	.0075	.0004	-.0002	-.0003	.0094	.0005
#2	-.0021	-.0012	.0161	.0066	-.0003	-.0004	.0009	.0097	-.0001

Elem	Sr4077	Ti3349	W_2079	Zr3391	S_1820	Bi2230	Li6707
Avg	**.0002**	**.0001**	**-.0084**	**-.0002**	**.0032**	**-.0033**	**-.0002**
Stddev	.0001	.0003	.0011	.0001	.0006	.0008	.0011
%RSD	29.81	210.1	13.04	28.57	18.64	23.32	533.6
#1	.0001	.0004	-.0092	-.0002	.0036	-.0039	.0006
#2	.0002	-.0001	-.0077	-.0003	.0028	-.0028	-.0010

Int. Std.	Y_3600	Y_3710	Y_2243	In2306
Avg	**75984.**	**6859.5**	**2947.0**	**4450.9**
Stddev	3286.	38.2	20.5	26.1
%RSD	4.3242	.55703	.69401	.58643
#1	78308.	6832.5	2961.5	4469.4
#2	73661.	6886.5	2932.5	4432.5

Zoom In Zoom Out

Sample Name: mp80324-lc1 Acquired: 6/27/2014 16:58:22 Type: Unk
Method: Accutest1(v23) Mode: CONC Corr. Factor: 1.000000
User: admin Custom ID1: Custom ID2: Custom ID3:
Comment:

Elem	Ba4554	Be3130	Cd2288	Co2286	Cr2677	Cu3247	Mn2576	Ni2316	Ag3280
Avg	**.5119**	**.5204**	**.5119**	**.5065**	**.5413**	**.4981**	**.5413**	**.5164**	**.2006**
Stddev	.0018	.0000	.0022	.0018	.0022	.0020	.0003	.0016	.0011
%RSD	.3425	.0088	.4284	.3583	.3999	.3930	.0465	.3195	.5612
#1	.5131	.5205	.5104	.5052	.5398	.4995	.5412	.5152	.2014
#2	.5106	.5204	.5135	.5077	.5428	.4968	.5415	.5175	.1998

Elem	V_2924	Zn2062	As1890	Tl1908	Pb2203	Se1960	Sb2068	Al3961	Ca3179
Avg	**.5401**	**.5235**	**.5103**	**.5564**	**.5208**	**.5091**	**.5008**	**5.191**	**5.940**
Stddev	.0003	.0016	.0025	.0013	.0023	.0022	.0039	.008	.020
%RSD	.0514	.3050	.4980	.2305	.4399	.4313	.7755	.1532	.3297
#1	.5403	.5224	.5085	.5555	.5192	.5075	.4980	5.197	5.954
#2	.5399	.5246	.5121	.5573	.5224	.5106	.5035	5.186	5.926

Elem	Fe2599	Mg2790	K_7664	Na5895	B_2089	Mo2020	Pd3404	Si2124	Sn1899
Avg	**6.074**	**5.818**	**10.26**	**10.57**	**.0065**	**.5276**	**.0027**	**.0127**	**.0008**
Stddev	.006	.035	.01	.05	.0002	.0026	.0000	.0006	.0003
%RSD	.1069	.6081	.0526	.4394	3.182	.4928	1.861	4.823	40.65
#1	6.078	5.793	10.27	10.60	.0064	.5258	.0027	.0131	.0006
#2	6.069	5.843	10.26	10.54	.0067	.5295	.0026	.0123	.0010

Elem	Sr4077	Ti3349	W_2079	Zr3391	S_1820	Bi2230	Li6707
Avg	**-.0002**	**.5314**	**.0039**	**.0058**	**.0032**	**-.0020**	**-.0001**
Stddev	.0001	.0009	.0004	.0001	.0013	.0002	.0003
%RSD	29.70	.1631	9.816	2.062	41.33	7.723	606.6
#1	-.0001	.5308	.0042	.0059	.0023	-.0019	.0002
#2	-.0002	.5321	.0036	.0058	.0041	-.0021	-.0003

Int. Std.	Y_3600	Y_3710	Y_2243	In2306
Avg	**75954.**	**6765.2**	**2906.4**	**4269.0**
Stddev	91.	6.2	.3	1.4
%RSD	.11917	.09145	.00938	.03170
#1	75890.	6760.8	2906.2	4269.9
#2	76018.	6769.6	2906.6	4268.0

Zoom In Zoom Out

Sample Name: mp80324-s1 Acquired: 6/27/2014 17:04:14 Type: Unk
Method: Accutest1(v23) Mode: CONC Corr. Factor: 1.000000
User: admin Custom ID1: Custom ID2: Custom ID3:
Comment:

Elem	Ba4554	Be3130	Cd2288	Co2286	Cr2677	Cu3247	Mn2576	Ni2316	Ag3280
Avg	**1.985**	**.0516**	**.0512**	**.4987**	**.2082**	**.2464**	**.5186**	**.5021**	**.0499**
Stddev	.000	.0003	.0001	.0011	.0001	.0001	.0008	.0002	.0006
%RSD	.0073	.5920	.1277	.2195	.0716	.0509	.1620	.0382	1.107
#1	1.985	.0518	.0512	.4995	.2081	.2463	.5180	.5023	.0503
#2	1.985	.0514	.0513	.4980	.2083	.2465	.5192	.5020	.0495

Elem	V_2924	Zn2062	As1890	Tl1908	Pb2203	Se1960	Sb2068	Al3961	Ca3179
Avg	**.5226**	**.5134**	**2.098**	**2.166**	**.5113**	**2.078**	**.5131**	**2.050**	**34.49**
Stddev	.0000	.0026	.001	.005	.0014	.001	.0008	.011	.24
%RSD	.0017	.4987	.0424	.2536	.2830	.0256	.1500	.5406	.6862
#1	.5226	.5153	2.099	2.162	.5123	2.077	.5126	2.058	34.66
#2	.5226	.5116	2.098	2.170	.5103	2.078	.5137	2.043	34.32

Elem	Fe2599	Mg2790	K_7664	Na5895	B_2089	Mo2020	Pd3404	Si2124	Sn1899
Avg	**1.136**	**30.09**	**25.71**	**33.56**	**.0067**	**.0006**	**.0022**	**.0359**	**-.0001**
Stddev	.021	.10	.07	.05	.0001	.0000	.0002	.0004	.0001
%RSD	1.873	.3339	.2832	.1606	1.109	6.927	9.362	1.050	109.6
#1	1.151	30.16	25.76	33.60	.0068	.0006	.0020	.0362	-.0002
#2	1.121	30.02	25.66	33.52	.0067	.0005	.0023	.0356	-.0000

Elem	Sr4077	Ti3349	W_2079	Zr3391	S_1820	Bi2230	Li6707
Avg	**-.0001**	**.0017**	**.0101**	**.0020**	**4.608**	**-.0025**	**.0004**
Stddev	.0000	.0002	.0002	.0001	.001	.0015	.0001
%RSD	44.40	14.48	1.497	5.213	.0263	59.37	23.85
#1	-.0001	.0019	.0102	.0021	4.607	-.0035	.0005
#2	-.0001	.0015	.0100	.0019	4.609	-.0014	.0004

Int. Std.	Y_3600	Y_3710	Y_2243	In2306
Avg	**76059.**	**6741.5**	**2830.0**	**4098.5**
Stddev	101.	35.8	6.3	11.8
%RSD	.13256	.53039	.22199	.28817
#1	76130.	6716.2	2825.5	4090.2
#2	75988.	6766.8	2834.4	4106.9

Zoom In Zoom Out

Sample Name: mp80324-s2 Acquired: 6/27/2014 17:10:05 Type: Unk
Method: Accutest1(v23) Mode: CONC Corr. Factor: 1.000000
User: admin Custom ID1: Custom ID2: Custom ID3:
Comment:

Elem	Ba4554	Be3130	Cd2288	Co2286	Cr2677	Cu3247	Mn2576	Ni2316	Ag3280
Avg	**1.999**	**.0517**	**.0519**	**.5036**	**.2103**	**.2475**	**.5223**	**.5071**	**.0498**
Stddev	.007	.0001	.0001	.0015	.0007	.0006	.0001	.0010	.0005
%RSD	.3528	.1152	.2339	.2887	.3382	.2358	.0218	.1974	1.104
#1	2.004	.0517	.0518	.5026	.2108	.2471	.5224	.5064	.0494
#2	1.994	.0517	.0520	.5047	.2098	.2479	.5222	.5078	.0501

Elem	V_2924	Zn2062	As1890	Tl1908	Pb2203	Se1960	Sb2068	Al3961	Ca3179
Avg	**.5266**	**.5163**	**2.117**	**2.188**	**.5173**	**2.097**	**.5203**	**2.067**	**34.62**
Stddev	.0005	.0008	.003	.001	.0006	.008	.0012	.007	.05
%RSD	.0863	.1476	.1506	.0575	.1229	.3740	.2302	.3648	.1494
#1	.5263	.5158	2.115	2.187	.5169	2.092	.5194	2.062	34.58
#2	.5270	.5168	2.119	2.189	.5178	2.103	.5211	2.072	34.66

Elem	Fe2599	Mg2790	K_7664	Na5895	B_2089	Mo2020	Pd3404	Si2124	Sn1899
Avg	**1.146**	**30.11**	**25.87**	**33.71**	**.0063**	**.0006**	**.0028**	**.0400**	**-.0000**
Stddev	.007	.14	.05	.15	.0002	.0000	.0000	.0002	.0000
%RSD	.5904	.4691	.1993	.4420	2.851	3.883	.6479	.3787	1337.
#1	1.151	30.21	25.90	33.81	.0062	.0006	.0028	.0399	-.0000
#2	1.141	30.01	25.83	33.60	.0064	.0006	.0027	.0401	.0000

Elem	Sr4077	Ti3349	W_2079	Zr3391	S_1820	Bi2230	Li6707
Avg	**-.0002**	**.0020**	**.0101**	**.0011**	**4.631**	**-.0033**	**.0005**
Stddev	.0000	.0002	.0006	.0001	.010	.0011	.0003
%RSD	26.53	9.089	6.241	6.686	.2242	32.88	67.81
#1	-.0002	.0019	.0105	.0011	4.623	-.0026	.0007
#2	-.0001	.0021	.0096	.0010	4.638	-.0041	.0003

Int. Std.	Y_3600	Y_3710	Y_2243	In2306
Avg	**75829.**	**6722.2**	**2819.7**	**4080.0**
Stddev	143.	12.5	9.3	12.2
%RSD	.18918	.18557	.33113	.29903
#1	75728.	6713.3	2826.3	4088.7
#2	75930.	6731.0	2813.1	4071.4

Zoom In Zoom Out

Sample Name: jb70152-2 Acquired: 6/27/2014 17:15:57 Type: Unk
Method: Accutest1(v23) Mode: CONC Corr. Factor: 1.000000
User: admin Custom ID1: Custom ID2: Custom ID3:
Comment:

Elem	Ba4554	Be3130	Cd2288	Co2286	Cr2677	Cu3247	Mn2576	Ni2316	Ag3280
Avg	**.0005**	**-.0001**	**.0000**	**-.0002**	**-.0000**	**-.0001**	**.0002**	**-.0000**	**-.0003**
Stddev	.0001	.0001	.0000	.0001	.0002	.0001	.0000	.0003	.0008
%RSD	30.43	67.45	560.9	34.88	868.6	166.8	18.11	743.2	248.7
#1	.0006	-.0002	-.0000	-.0003	-.0002	-.0002	.0002	-.0002	-.0009
#2	.0004	-.0001	.0000	-.0002	.0001	.0000	.0002	.0002	.0003

Elem	V_2924	Zn2062	As1890	Tl1908	Pb2203	Se1960	Sb2068	Al3961	Ca3179
Avg	**-.0001**	**.0010**	**.0003**	**.0013**	**-.0000**	**.0029**	**.0001**	**.0186**	**9.058**
Stddev	.0000	.0000	.0010	.0004	.0006	.0007	.0001	.0047	.186
%RSD	57.89	2.606	298.1	27.67	1659.	22.48	73.04	25.07	2.058
#1	-.0001	.0010	-.0004	.0011	-.0005	.0025	.0002	.0219	9.189
#2	-.0000	.0010	.0010	.0016	.0004	.0034	.0001	.0153	8.926

Elem	Fe2599	Mg2790	K_7664	Na5895	B_2089	Mo2020	Pd3404	Si2124	Sn1899
Avg	**.0058**	**3.791**	**.0299**	**7.434**	**.0058**	**-.0004**	**-.0004**	**.0178**	**-.0007**
Stddev	.0072	.051	.0069	.167	.0002	.0000	.0003	.0004	.0003
%RSD	124.9	1.332	23.13	2.249	2.987	8.041	87.88	2.086	36.10
#1	.0007	3.827	.0250	7.552	.0059	-.0003	-.0001	.0180	-.0005
#2	.0109	3.755	.0348	7.316	.0057	-.0004	-.0006	.0175	-.0009

Elem	Sr4077	Ti3349	W_2079	Zr3391	S_1820	Bi2230	Li6707
Avg	**.0003**	**.0007**	**-.0099**	**-.0005**	**4.475**	**-.0042**	**-.0004**
Stddev	.0001	.0002	.0012	.0001	.007	.0016	.0003
%RSD	17.61	30.16	12.40	19.15	.1487	37.97	84.42
#1	.0004	.0008	-.0090	-.0006	4.480	-.0031	-.0006
#2	.0003	.0005	-.0108	-.0005	4.470	-.0053	-.0002

Int. Std.	Y_3600	Y_3710	Y_2243	In2306
Avg	**76813.**	**6712.5**	**2930.9**	**4395.5**
Stddev	57.	107.6	4.1	2.4
%RSD	.07472	1.6023	.13849	.05486
#1	76772.	6636.4	2928.0	4393.8
#2	76853.	6788.5	2933.7	4397.2

Zoom In Zoom Out

Sample Name: ccv Acquired: 6/27/2014 17:22:00 Type: QC
Method: Accutest1(v23) Mode: CONC Corr. Factor: 1.000000
User: admin Custom ID1: Custom ID2: Custom ID3:
Comment:

Elem	Ba4554	Be3130	Cd2288	Co2286	Cr2677	Cu3247	Mn2576	Ni2316	Ag3280
Units	ppm	ppm	ppm	ppm	ppm	ppm	ppm	ppm	ppm
Avg	**2.005**	**2.025**	**1.997**	**2.023**	**2.044**	**1.947**	**2.051**	**2.033**	**.2485**
Stddev	.001	.007	.002	.003	.007	.005	.003	.005	.0001
%RSD	.0486	.3271	.1092	.1417	.3646	.2514	.1558	.2726	.0351
#1	2.004	2.020	1.998	2.021	2.049	1.950	2.053	2.029	.2485
#2	2.005	2.030	1.995	2.025	2.038	1.943	2.049	2.037	.2484
Check ?	Chk Pass	Chk Pass	Chk Pass	Chk Pass	Chk Pass	Chk Pass	Chk Pass	Chk Pass	Chk Pass
Value									
Range									

Elem	V_2924	Zn2062	As1890	Tl1908	Pb2203	Se1960	Sb2068	Al3961	Ca3179
Units	ppm	ppm	ppm	ppm	ppm	ppm	ppm	ppm	ppm
Avg	**2.005**	**2.025**	**1.985**	**2.085**	**2.042**	**1.991**	**1.998**	**40.02**	**40.81**
Stddev	.003	.003	.000	.001	.005	.000	.003	.15	.14
%RSD	.1264	.1354	.0105	.0372	.2421	.0056	.1625	.3857	.3525
#1	2.007	2.023	1.985	2.085	2.039	1.991	2.001	39.91	40.71
#2	2.003	2.027	1.985	2.086	2.046	1.991	1.996	40.12	40.91
Check ?	Chk Pass	Chk Pass	Chk Pass	Chk Pass	Chk Pass	Chk Pass	Chk Pass	Chk Pass	Chk Pass
Value									
Range									

Elem	Fe2599	Mg2790	K_7664	Na5895	B_2089	Mo2020	Pd3404	Si2124	Sn1899
Units	ppm	ppm	ppm	ppm	ppm	ppm	ppm	ppm	ppm
Avg	**41.44**	**40.51**	**40.06**	**40.47**	**2.014**	**2.028**	**1.957**	**5.030**	**2.043**
Stddev	.16	.16	.19	.02	.002	.002	.013	.006	.003
%RSD	.3799	.3843	.4688	.0471	.0784	.1071	.6510	.1131	.1394
#1	41.33	40.40	39.93	40.46	2.013	2.026	1.966	5.034	2.041
#2	41.55	40.62	40.19	40.49	2.015	2.029	1.948	5.026	2.045
Check ?	Chk Pass	Chk Pass	Chk Pass	Chk Pass	Chk Pass	Chk Pass	Chk Pass	Chk Pass	Chk Pass
Value									
Range									

Zoom In Zoom Out

Sample Name: ccv Acquired: 6/27/2014 17:22:00 Type: QC
Method: Accutest1(v23) Mode: CONC Corr. Factor: 1.000000
User: admin Custom ID1: Custom ID2: Custom ID3:
Comment:

Elem	Sr4077	Ti3349	W_2079	Zr3391	S_1820	Bi2230	Li6707
Units	ppm	ppm	ppm	ppm	ppm	ppm	ppm
Avg	**2.012**	**2.005**	**1.991**	**1.988**	**1.919**	**2.015**	**2.019**
Stddev	.004	.002	.000	.003	.004	.003	.003
%RSD	.2238	.0731	.0220	.1473	.2322	.1572	.1463
#1	2.009	2.006	1.991	1.990	1.916	2.018	2.021
#2	2.015	2.004	1.992	1.986	1.922	2.013	2.017
Check ?	Chk Pass	Chk Pass	Chk Pass	Chk Pass	Chk Pass	Chk Pass	Chk Pass
Value							
Range							

Int. Std.	Y_3600	Y_3710	Y_2243	In2306
Units	Cts/S	Cts/S	Cts/S	Cts/S
Avg	**75098.**	**6715.7**	**2819.8**	**3953.4**
Stddev	115.	46.2	5.7	3.2
%RSD	.15341	.68858	.20099	.08010
#1	75016.	6748.4	2815.8	3951.1
#2	75179.	6683.0	2823.8	3955.6

Zoom In Zoom Out

Sample Name: ccb Acquired: 6/27/2014 17:27:50 Type: QC
Method: Accutest1(v23) Mode: CONC Corr. Factor: 1.000000
User: admin Custom ID1: Custom ID2: Custom ID3:
Comment:

Elem	Ba4554	Be3130	Cd2288	Co2286	Cr2677	Cu3247	Mn2576	Ni2316	Ag3280
Units	ppm	ppm	ppm	ppm	ppm	ppm	ppm	ppm	ppm
Avg	**-.0001**	**-.0001**	**.0000**	**-.0001**	**.0001**	**-.0005**	**.0000**	**.0001**	**-.0007**
Stddev	.0001	.0002	.0002	.0000	.0001	.0001	.0000	.0001	.0000
%RSD	65.67	192.9	461.0	10.49	191.9	21.20	57.17	91.01	5.019
#1	-.0001	.0000	-.0001	-.0001	-.0000	-.0006	.0001	.0002	-.0006
#2	-.0000	-.0002	.0002	-.0001	.0002	-.0004	.0000	.0000	-.0007
Check ?	Chk Pass	Chk Pass	Chk Pass	Chk Pass	Chk Pass	Chk Pass	Chk Pass	Chk Pass	Chk Pass
High Limit									
Low Limit									

Elem	V_2924	Zn2062	As1890	Tl1908	Pb2203	Se1960	Sb2068	Al3961	Ca3179
Units	ppm	ppm	ppm	ppm	ppm	ppm	ppm	ppm	ppm
Avg	**-.0001**	**-.0000**	**.0001**	**.0013**	**-.0003**	**.0010**	**-.0003**	**.0080**	**.0057**
Stddev	.0001	.0001	.0003	.0006	.0003	.0006	.0004	.0090	.0025
%RSD	72.29	672.4	316.0	45.30	90.18	58.87	132.0	112.2	43.51
#1	-.0002	-.0000	.0003	.0017	-.0001	.0014	-.0000	.0144	.0039
#2	-.0001	.0000	-.0001	.0009	-.0005	.0006	-.0005	.0017	.0074
Check ?	Chk Pass	Chk Pass	Chk Pass	Chk Pass	Chk Pass	Chk Pass	Chk Pass	Chk Pass	Chk Pass
High Limit									
Low Limit									

Elem	Fe2599	Mg2790	K_7664	Na5895	B_2089	Mo2020	Pd3404	Si2124	Sn1899
Units	ppm	ppm	ppm	ppm	ppm	ppm	ppm	ppm	ppm
Avg	**.0058**	**.0135**	**-.0030**	**.0089**	**-.0003**	**.0009**	**.0002**	**-.0007**	**.0005**
Stddev	.0037	.0327	.0357	.0012	.0003	.0003	.0001	.0003	.0003
%RSD	63.57	241.4	1196.	13.99	104.7	36.81	21.95	48.74	55.52
#1	.0032	-.0096	.0223	.0098	-.0001	.0011	.0003	-.0004	.0007
#2	.0084	.0366	-.0282	.0080	-.0005	.0007	.0002	-.0009	.0003
Check ?	Chk Pass	Chk Pass	Chk Pass	Chk Pass	Chk Pass	Chk Pass	Chk Pass	Chk Pass	Chk Pass
High Limit									
Low Limit									

Zoom In Zoom Out

Sample Name: ccb Acquired: 6/27/2014 17:27:50 Type: QC
Method: Accutest1(v23) Mode: CONC Corr. Factor: 1.000000
User: admin Custom ID1: Custom ID2: Custom ID3:
Comment:

Elem	Sr4077	Ti3349	W_2079	Zr3391	S_1820	Bi2230	Li6707
Units	ppm	ppm	ppm	ppm	ppm	ppm	ppm
Avg	**.0000**	**.0002**	**-.0050**	**.0002**	**.0013**	**-.0006**	**.0007**
Stddev	.0000	.0001	.0004	.0001	.0011	.0001	.0000
%RSD	14.58	27.36	8.920	80.88	85.10	18.61	6.680
#1	.0000	.0002	-.0047	.0003	.0021	-.0005	.0007
#2	.0000	.0003	-.0054	.0001	.0005	-.0007	.0007
Check ?	Chk Pass	Chk Pass	Chk Pass	Chk Pass	Chk Pass	Chk Pass	Chk Pass
High Limit							
Low Limit							

Int. Std.	Y_3600	Y_3710	Y_2243	In2306
Units	Cts/S	Cts/S	Cts/S	Cts/S
Avg	**77186.**	**6809.5**	**2981.9**	**4472.8**
Stddev	92.	.2	5.4	4.3
%RSD	.11934	.00332	.18130	.09604
#1	77251.	6809.7	2978.1	4469.8
#2	77121.	6809.4	2985.7	4475.8

Zoom In Zoom Out

Sample Name: mp80324-sd1 Acquired: 6/27/2014 17:33:56 Type: Unk
Method: Accutest1(v23) Mode: CONC Corr. Factor: 5.000000
User: admin Custom ID1: Custom ID2: Custom ID3:
Comment:

Elem	Ba4554	Be3130	Cd2288	Co2286	Cr2677	Cu3247	Mn2576	Ni2316	Ag3280
Avg	**.0015**	**-.0002**	**-.0003**	**-.0006**	**-.0016**	**-.0002**	**.0000**	**.0011**	**-.0020**
Stddev	.0008	.0004	.0008	.0001	.0005	.0022	.0001	.0001	.0021
%RSD	56.38	184.2	240.5	14.50	32.46	909.2	7674.	7.569	102.0
#1	.0009	.0001	-.0009	-.0006	-.0019	-.0018	.0001	.0012	-.0006
#2	.0021	-.0005	.0002	-.0005	-.0012	.0013	-.0001	.0010	-.0035

Elem	V_2924	Zn2062	As1890	Tl1908	Pb2203	Se1960	Sb2068	Al3961	Ca3179
Avg	**-.0009**	**.0047**	**-.0068**	**.0047**	**-.0058**	**.0011**	**-.0002**	**.0465**	**9.136**
Stddev	.0012	.0002	.0014	.0003	.0027	.0031	.0009	.0285	.046
%RSD	145.7	3.458	20.50	6.834	47.23	291.6	529.4	61.46	.5052
#1	.0000	.0046	-.0058	.0045	-.0077	-.0011	.0005	.0263	9.103
#2	-.0017	.0048	-.0078	.0049	-.0039	.0033	-.0008	.0666	9.169

Elem	Fe2599	Mg2790	K_7664	Na5895	B_2089	Mo2020	Pd3404	Si2124	Sn1899
Avg	**.0262**	**3.822**	**-.0277**	**7.428**	**.0041**	**.0001**	**-.0033**	**.0069**	**.0001**
Stddev	.0214	.111	.0912	.058	.0017	.0009	.0067	.0011	.0003
%RSD	81.61	2.908	329.4	.7804	41.26	1600.	204.6	15.55	257.2
#1	.0111	3.743	.0368	7.387	.0029	.0007	-.0081	.0061	-.0001
#2	.0413	3.900	-.0922	7.469	.0053	-.0006	.0015	.0076	.0003

Elem	Sr4077	Ti3349	W_2079	Zr3391	S_1820	Bi2230	Li6707
Avg	**.0004**	**.0001**	**-.0397**	**-.0000**	**4.517**	**-.0083**	**.0008**
Stddev	.0005	.0014	.0029	.0013	.036	.0018	.0028
%RSD	138.3	980.4	7.221	3894.	.8008	22.26	357.7
#1	.0000	.0012	-.0417	.0009	4.543	-.0096	.0028
#2	.0008	-.0009	-.0376	-.0010	4.492	-.0070	-.0012

Int. Std.	Y_3600	Y_3710	Y_2243	In2306
Avg	**77241.**	**6832.2**	**2988.1**	**4491.3**
Stddev	63.	5.6	9.7	12.5
%RSD	.08150	.08154	.32587	.27937
#1	77286.	6828.3	2981.2	4482.4
#2	77197.	6836.2	2995.0	4500.2

Zoom In Zoom Out

Sample Name: jb70152-1 Acquired: 6/27/2014 17:39:59 Type: Unk
Method: Accutest1(v23) Mode: CONC Corr. Factor: 1.000000
User: admin Custom ID1: Custom ID2: Custom ID3:
Comment:

Elem	Ba4554	Be3130	Cd2288	Co2286	Cr2677	Cu3247	Mn2576	Ni2316	Ag3280
Avg	**.0003**	**-.0000**	**-.0001**	**-.0001**	**.0004**	**-.0001**	**.0004**	**-.0000**	**-.0003**
Stddev	.0000	.0000	.0000	.0000	.0001	.0002	.0000	.0002	.0002
%RSD	15.18	35.83	23.31	32.93	34.19	129.2	1.791	520.0	61.75
#1	.0002	-.0000	-.0001	-.0002	.0003	-.0003	.0004	.0001	-.0002
#2	.0003	-.0000	-.0001	-.0001	.0005	-.0000	.0004	-.0002	-.0004

Elem	V_2924	Zn2062	As1890	Tl1908	Pb2203	Se1960	Sb2068	Al3961	Ca3179
Avg	**.0000**	**.0015**	**-.0001**	**.0005**	**-.0006**	**-.0015**	**.0004**	**.0110**	**8.915**
Stddev	.0001	.0001	.0015	.0003	.0011	.0005	.0002	.0057	.003
%RSD	135.9	3.966	1846.	65.73	168.5	33.37	49.00	51.70	.0305
#1	.0001	.0014	.0010	.0003	.0001	-.0018	.0006	.0070	8.916
#2	.0000	.0015	-.0012	.0008	-.0014	-.0011	.0003	.0150	8.913

Elem	Fe2599	Mg2790	K_7664	Na5895	B_2089	Mo2020	Pd3404	Si2124	Sn1899
Avg	**.0195**	**3.683**	**.0399**	**9.241**	**.0059**	**-.0003**	**-.0002**	**.0431**	**-.0001**
Stddev	.0020	.053	.0104	.001	.0002	.0000	.0014	.0006	.0001
%RSD	10.18	1.433	26.16	.0118	4.005	3.955	597.4	1.308	48.03
#1	.0181	3.721	.0473	9.242	.0061	-.0003	.0007	.0435	-.0002
#2	.0209	3.646	.0325	9.241	.0057	-.0003	-.0012	.0427	-.0001

Elem	Sr4077	Ti3349	W_2079	Zr3391	S_1820	Bi2230	Li6707
Avg	**.0014**	**.0009**	**-.0084**	**.0000**	**4.447**	**-.0032**	**.0014**
Stddev	.0000	.0002	.0001	.0000	.001	.0006	.0005
%RSD	2.449	22.07	1.569	19.36	.0265	19.39	36.51
#1	.0014	.0007	-.0085	.0000	4.448	-.0028	.0011
#2	.0014	.0010	-.0084	.0000	4.446	-.0037	.0018

Int. Std.	Y_3600	Y_3710	Y_2243	In2306
Avg	**77654.**	**6831.6**	**2947.8**	**4421.8**
Stddev	81.	18.0	4.6	6.0
%RSD	.10424	.26361	.15499	.13527
#1	77711.	6818.9	2944.6	4417.5
#2	77597.	6844.3	2951.1	4426.0

Zoom In Zoom Out

Sample Name: jb70152-3 Acquired: 6/27/2014 17:46:01 Type: Unk
Method: Accutest1(v23) Mode: CONC Corr. Factor: 1.000000
User: admin Custom ID1: Custom ID2: Custom ID3:
Comment:

Elem	Ba4554	Be3130	Cd2288	Co2286	Cr2677	Cu3247	Mn2576	Ni2316	Ag3280
Avg	**.0359**	**-.0000**	**.0010**	**.0015**	**.0111**	**.0109**	**.0712**	**.0041**	**.0007**
Stddev	.0000	.0001	.0000	.0000	.0001	.0004	.0002	.0002	.0002
%RSD	.0890	671.0	3.566	2.855	.6509	3.219	.2306	5.932	25.71
#1	.0359	.0001	.0010	.0015	.0112	.0112	.0713	.0043	.0005
#2	.0360	-.0001	.0011	.0016	.0111	.0107	.0710	.0039	.0008

Elem	V_2924	Zn2062	As1890	Tl1908	Pb2203	Se1960	Sb2068	Al3961	Ca3179
Avg	**.0122**	**.1100**	**.0017**	**.0019**	**.0023**	**.0042**	**.0006**	**1.850**	**36.88**
Stddev	.0003	.0003	.0012	.0006	.0000	.0000	.0004	.018	.07
%RSD	2.093	.2974	75.07	30.18	.3539	.1012	61.18	.9869	.1892
#1	.0124	.1103	.0008	.0024	.0023	.0042	.0003	1.837	36.83
#2	.0120	.1098	.0025	.0015	.0023	.0042	.0008	1.863	36.93

Elem	Fe2599	Mg2790	K_7664	Na5895	B_2089	Mo2020	Pd3404	Si2124	Sn1899
Avg	**4.778**	**5.239**	**3.814**	**577.3**	**.0489**	**.0016**	**.0072**	**8.333**	**-.0014**
Stddev	.013	.001	.001	14.6	.0000	.0003	.0007	.013	.0006
%RSD	.2802	.0194	.0311	2.526	.0278	17.09	9.815	.1550	43.18
#1	4.769	5.239	3.814	567.0	.0489	.0014	.0067	8.324	-.0010
#2	4.788	5.240	3.815	587.7	.0489	.0018	.0077	8.342	-.0018

Elem	Sr4077	Ti3349	W_2079	Zr3391	S_1820	Bi2230	Li6707
Avg	**.3169**	**.1248**	**-.0042**	**-.0056**	**3.998**	**.0002**	**.0085**
Stddev	.0003	.0001	.0003	.0001	.012	.0000	.0002
%RSD	.0972	.0456	5.973	1.067	.2868	13.82	2.839
#1	.3167	.1248	-.0044	-.0056	4.006	.0002	.0084
#2	.3171	.1249	-.0040	-.0057	3.990	.0002	.0087

Int. Std.	Y_3600	Y_3710	Y_2243	In2306
Avg	71961.	6571.9	2655.1	3627.7
Stddev	195.	10.5	7.5	7.3
%RSD	.27129	.15930	.28402	.20170
#1	72099.	6579.3	2660.4	3632.8
#2	71823.	6564.5	2649.8	3622.5

Zoom In Zoom Out

Sample Name: jb70152-4 Acquired: 6/27/2014 17:52:06 Type: Unk
Method: Accutest1(v23) Mode: CONC Corr. Factor: 1.000000
User: admin Custom ID1: Custom ID2: Custom ID3:
Comment:

Elem	Ba4554	Be3130	Cd2288	Co2286	Cr2677	Cu3247	Mn2576	Ni2316	Ag3280
Avg	**.0238**	**.0001**	**.0002**	**.0013**	**.0068**	**.0088**	**1.767**	**.0040**	**.0007**
Stddev	.0003	.0000	.0002	.0001	.0002	.0006	.004	.0000	.0002
%RSD	1.101	22.23	75.46	8.795	2.425	6.929	.2373	.9604	25.10
#1	.0236	.0001	.0001	.0012	.0067	.0092	1.764	.0040	.0006
#2	.0239	.0001	.0003	.0014	.0069	.0084	1.770	.0040	.0008

Elem	V_2924	Zn2062	As1890	Tl1908	Pb2203	Se1960	Sb2068	Al3961	Ca3179
Avg	**.0087**	**.0215**	**.0015**	**.0010**	**.0040**	**.0044**	**-.0004**	**2.744**	**23.79**
Stddev	.0002	.0000	.0007	.0003	.0000	.0020	.0001	.047	.09
%RSD	1.989	.1709	47.98	30.53	.9825	46.10	20.26	1.722	.3830
#1	.0086	.0215	.0020	.0012	.0040	.0030	-.0004	2.711	23.73
#2	.0088	.0214	.0010	.0008	.0040	.0058	-.0005	2.778	23.86

Elem	Fe2599	Mg2790	K_7664	Na5895	B_2089	Mo2020	Pd3404	Si2124	Sn1899
Avg	**4.066**	**8.995**	**1.603**	**9.762**	**.0654**	**-.0005**	**.0116**	**11.32**	**-.0000**
Stddev	.002	.018	.008	.016	.0002	.0003	.0014	.03	.0001
%RSD	.0601	.2026	.4819	.1608	.3337	61.11	11.83	.2494	1506.
#1	4.064	8.982	1.609	9.751	.0656	-.0007	.0126	11.34	-.0001
#2	4.068	9.008	1.598	9.773	.0653	-.0003	.0106	11.30	.0001

Elem	Sr4077	Ti3349	W_2079	Zr3391	S_1820	Bi2230	Li6707
Avg	**.1276**	**.0960**	**-.0006**	**-.0091**	**5.055**	**-.0010**	**.0046**
Stddev	.0001	.0006	.0009	.0000	.002	.0011	.0000
%RSD	.1086	.6151	137.0	.0634	.0447	111.0	.6953
#1	.1275	.0956	-.0000	-.0091	5.053	-.0002	.0046
#2	.1277	.0964	-.0013	-.0091	5.057	-.0017	.0046

Int. Std.	Y_3600	Y_3710	Y_2243	In2306
Avg	77426.	6874.5	2936.7	4290.3
Stddev	261.	16.5	7.8	7.2
%RSD	.33726	.23951	.26573	.16861
#1	77611.	6862.8	2931.2	4285.2
#2	77242.	6886.1	2942.3	4295.4

Zoom In Zoom Out

Sample Name: jb70152-5 Acquired: 6/27/2014 17:58:04 Type: Unk
Method: Accutest1(v23) Mode: CONC Corr. Factor: 1.000000
User: admin Custom ID1: Custom ID2: Custom ID3:
Comment:

Elem	Ba4554	Be3130	Cd2288	Co2286	Cr2677	Cu3247	Mn2576	Ni2316	Ag3280
Avg	**.0317**	**-.0001**	**.0016**	**.0009**	**.0033**	**.0092**	**.0561**	**.0063**	**.0000**
Stddev	.0002	.0002	.0000	.0000	.0000	.0001	.0001	.0000	.0002
%RSD	.4809	183.1	2.613	2.701	1.171	1.182	.1995	.3903	607.9
#1	.0316	.0000	.0016	.0010	.0033	.0093	.0562	.0063	-.0001
#2	.0318	-.0002	.0017	.0009	.0033	.0091	.0560	.0062	.0002

Elem	V_2924	Zn2062	As1890	Tl1908	Pb2203	Se1960	Sb2068	Al3961	Ca3179
Avg	**.0017**	**.0383**	**.0003**	**-.0020**	**.0026**	**.0003**	**.0015**	**.5831**	**10.54**
Stddev	.0000	.0000	.0003	.0006	.0001	.0008	.0001	.0255	.02
%RSD	1.865	.1136	93.49	30.45	2.380	257.2	5.449	4.370	.1788
#1	.0016	.0383	.0005	-.0016	.0025	-.0002	.0016	.5651	10.56
#2	.0017	.0382	.0001	-.0024	.0026	.0008	.0014	.6011	10.53

Elem	Fe2599	Mg2790	K_7664	Na5895	B_2089	Mo2020	Pd3404	Si2124	Sn1899
Avg	**1.233**	**.8172**	**31.44**	**14.65**	**.0063**	**.0002**	**.0024**	**1.830**	**.0012**
Stddev	.007	.0152	.00	.04	.0001	.0003	.0019	.007	.0001
%RSD	.5380	1.855	.0150	.2570	.9834	133.5	80.74	.3657	9.345
#1	1.228	.8065	31.44	14.62	.0063	.0004	.0037	1.826	.0013
#2	1.237	.8279	31.43	14.67	.0064	.0000	.0010	1.835	.0011

Elem	Sr4077	Ti3349	W_2079	Zr3391	S_1820	Bi2230	Li6707
Avg	**.8552**	**.0181**	**-.0075**	**-.0005**	**.6949**	**-.0012**	**.0199**
Stddev	.0005	.0001	.0000	.0000	.0027	.0019	.0009
%RSD	.0628	.6339	.1592	10.51	.3863	160.3	4.442
#1	.8549	.0180	-.0075	-.0004	.6930	.0002	.0206
#2	.8556	.0182	-.0075	-.0005	.6968	-.0025	.0193

Int. Std.	Y_3600	Y_3710	Y_2243	In2306
Avg	**76300.**	**6778.3**	**2876.0**	**4249.7**
Stddev	14.	23.5	11.1	5.3
%RSD	.01829	.34694	.38767	.12484
#1	76290.	6761.7	2883.9	4253.5
#2	76310.	6795.0	2868.1	4246.0

Zoom In Zoom Out

Sample Name: jb70152-13 Acquired: 6/27/2014 18:04:05 Type: Unk
Method: Accutest1(v23) Mode: CONC Corr. Factor: 1.000000
User: admin Custom ID1: Custom ID2: Custom ID3:
Comment:

Elem	Ba4554	Be3130	Cd2288	Co2286	Cr2677	Cu3247	Mn2576	Ni2316	Ag3280
Avg	**.1200**	**.0001**	**.0003**	**.0018**	**.0059**	**.0190**	**8.166**	**.0160**	**.0017**
Stddev	.0001	.0001	.0002	.0002	.0003	.0002	.021	.0000	.0003
%RSD	.0940	76.29	66.01	9.797	4.923	1.189	.2509	.2432	16.22
#1	.1201	.0001	.0002	.0019	.0057	.0191	8.151	.0160	.0015
#2	.1199	.0002	.0004	.0017	.0061	.0188	8.180	.0160	.0019

Elem	V_2924	Zn2062	As1890	Tl1908	Pb2203	Se1960	Sb2068	Al3961	Ca3179
Avg	**.0308**	**.0008**	**.0127**	**.0060**	**.0014**	**.0114**	**.0004**	**.0830**	**123.5**
Stddev	.0001	.0001	.0001	.0006	.0004	.0004	.0007	.0103	.2
%RSD	.3675	16.51	.4507	9.463	31.48	3.143	184.4	12.45	.1392
#1	.0309	.0007	.0128	.0064	.0010	.0117	.0009	.0903	123.4
#2	.0308	.0009	.0127	.0056	.0017	.0112	-.0001	.0757	123.6

Elem	Fe2599	Mg2790	K_7664	Na5895	B_2089	Mo2020	Pd3404	Si2124	Sn1899
Avg	**1.929**	**31.88**	**4.069**	**501.8**	**1.781**	**.0336**	**.0191**	**21.09**	**-.0025**
Stddev	.002	.02	.003	1.1	.007	.0001	.0006	.08	.0003
%RSD	.1207	.0529	.0818	.2097	.3878	.3291	3.118	.3573	10.57
#1	1.927	31.89	4.071	502.5	1.776	.0335	.0187	21.04	-.0023
#2	1.931	31.87	4.066	501.0	1.786	.0337	.0195	21.14	-.0027

Elem	Sr4077	Ti3349	W_2079	Zr3391	S_1820	Bi2230	Li6707
Avg	**1.290**	**.0060**	**.0044**	**-.0162**	**3.159**	**-.0011**	**.0065**
Stddev	.003	.0002	.0002	.0000	.007	.0002	.0012
%RSD	.2011	3.457	5.461	.0991	.2342	14.38	18.42
#1	1.288	.0062	.0043	-.0163	3.154	-.0012	.0074
#2	1.291	.0059	.0046	-.0162	3.164	-.0010	.0057

Int. Std.	Y_3600	Y_3710	Y_2243	In2306
Avg	**70745.**	**6501.0**	**2572.4**	**3538.7**
Stddev	42.	24.7	6.2	5.9
%RSD	.05916	.37939	.24189	.16607
#1	70716.	6518.4	2576.8	3542.8
#2	70775.	6483.5	2568.0	3534.5

Zoom In Zoom Out

Sample Name: jb70152-14 Acquired: 6/27/2014 18:10:16 Type: Unk
Method: Accutest1(v23) Mode: CONC Corr. Factor: 1.000000
User: admin Custom ID1: Custom ID2: Custom ID3:
Comment:

Elem	Ba4554	Be3130	Cd2288	Co2286	Cr2677	Cu3247	Mn2576	Ni2316	Ag3280
Avg	**.1368**	**.0001**	**.0002**	**.0024**	**.0133**	**.0583**	**11.98**	**.0187**	**.0026**
Stddev	.0001	.0002	.0001	.0003	.0001	.0005	.04	.0001	.0000
%RSD	.0394	150.0	47.06	13.78	.6883	.8272	.3037	.7357	.8637
#1	.1369	.0002	.0002	.0026	.0134	.0586	12.00	.0186	.0025
#2	.1368	-.0000	.0001	.0022	.0133	.0579	11.95	.0188	.0026

Elem	V_2924	Zn2062	As1890	Tl1908	Pb2203	Se1960	Sb2068	Al3961	Ca3179
Avg	**.0195**	**.0086**	**.0069**	**.0040**	**.0051**	**.0108**	**.0008**	**.1018**	**84.21**
Stddev	.0000	.0001	.0006	.0020	.0007	.0009	.0003	.0128	.15
%RSD	.2106	.9988	8.592	48.43	14.14	8.068	34.35	12.55	.1827
#1	.0195	.0085	.0065	.0027	.0045	.0115	.0006	.0927	84.11
#2	.0194	.0087	.0074	.0054	.0056	.0102	.0009	.1108	84.32

Elem	Fe2599	Mg2790	K_7664	Na5895	B_2089	Mo2020	Pd3404	Si2124	Sn1899
Avg	**2.151**	**33.72**	**3.619**	**468.3**	**3.830**	**.1083**	**.0169**	**11.91**	**-.0009**
Stddev	.005	.08	.008	6.6	.003	.0004	.0009	.02	.0001
%RSD	.2189	.2371	.2317	1.415	.0739	.4139	5.618	.1382	11.66
#1	2.148	33.67	3.613	473.0	3.828	.1079	.0162	11.90	-.0010
#2	2.155	33.78	3.625	463.6	3.832	.1086	.0175	11.92	-.0008

Elem	Sr4077	Ti3349	W_2079	Zr3391	S_1820	Bi2230	Li6707
Avg	**1.220**	**.0140**	**.0077**	**-.0095**	**40.42**	**-.0008**	**.0068**
Stddev	.000	.0002	.0003	.0003	.07	.0004	.0006
%RSD	.0198	1.533	4.302	2.881	.1793	50.35	9.297
#1	1.220	.0141	.0079	-.0093	40.37	-.0011	.0073
#2	1.220	.0138	.0075	-.0097	40.47	-.0005	.0064

Int. Std.	Y_3600	Y_3710	Y_2243	In2306
Avg	71703.	6570.8	2590.1	3605.4
Stddev	88.	27.8	1.5	3.0
%RSD	.12329	.42327	.05798	.08376
#1	71766.	6551.2	2589.0	3603.2
#2	71641.	6590.5	2591.1	3607.5

Zoom In Zoom Out

Sample Name: jb70152-15 Acquired: 6/27/2014 18:16:27 Type: Unk
Method: Accutest1(v23) Mode: CONC Corr. Factor: 1.000000
User: admin Custom ID1: Custom ID2: Custom ID3:
Comment:

Elem	Ba4554	Be3130	Cd2288	Co2286	Cr2677	Cu3247	Mn2576	Ni2316	Ag3280
Avg	**.0363**	**.0003**	**.0004**	**.0016**	**.0136**	**.0373**	**29.22**	**.0106**	**.0057**
Stddev	.0001	.0000	.0001	.0001	.0005	.0003	.03	.0002	.0006
%RSD	.1553	12.86	13.85	7.460	3.780	.8802	.1164	1.479	10.31
#1	.0363	.0003	.0004	.0015	.0132	.0371	29.20	.0107	.0053
#2	.0362	.0003	.0003	.0017	.0139	.0376	29.25	.0105	.0061

Elem	V_2924	Zn2062	As1890	Tl1908	Pb2203	Se1960	Sb2068	Al3961	Ca3179
Avg	**.0262**	**.0556**	**.0058**	**.0082**	**.0080**	**.0189**	**-.0006**	**.7212**	**50.32**
Stddev	.0007	.0012	.0005	.0010	.0010	.0008	.0011	.0054	.17
%RSD	2.675	2.107	7.996	11.54	12.85	4.088	178.2	.7484	.3463
#1	.0257	.0564	.0054	.0089	.0073	.0184	-.0014	.7174	50.44
#2	.0267	.0548	.0061	.0076	.0088	.0195	.0002	.7250	50.19

Elem	Fe2599	Mg2790	K_7664	Na5895	B_2089	Mo2020	Pd3404	Si2124	Sn1899
Avg	**1.593**	**11.81**	**2.333**	**251.3**	**1.840**	**.0404**	**.0169**	**14.59**	**-.0019**
Stddev	.006	.01	.025	.4	.033	.0006	.0015	.25	.0000
%RSD	.3972	.0640	1.051	.1478	1.811	1.436	8.918	1.711	2.382
#1	1.588	11.81	2.316	251.6	1.863	.0409	.0180	14.77	-.0019
#2	1.597	11.80	2.351	251.1	1.816	.0400	.0159	14.41	-.0018

Elem	Sr4077	Ti3349	W_2079	Zr3391	S_1820	Bi2230	Li6707
Avg	**.6055**	**.0237**	**.0260**	**-.0122**	**9.632**	**-.0007**	**.0027**
Stddev	.0003	.0000	.0002	.0003	.153	.0008	.0008
%RSD	.0566	.1084	.6946	2.526	1.589	104.0	29.60
#1	.6058	.0238	.0259	-.0124	9.740	-.0013	.0022
#2	.6053	.0237	.0262	-.0120	9.523	-.0002	.0033

Int. Std.	Y_3600	Y_3710	Y_2243	In2306
Avg	73595.	6600.3	2688.8	3817.2
Stddev	145.	26.9	40.8	60.7
%RSD	.19673	.40700	1.5183	1.5913
#1	73698.	6619.3	2659.9	3774.2
#2	73493.	6581.3	2717.6	3860.1

Zoom In Zoom Out

Sample Name: jb70152-16 Acquired: 6/27/2014 18:22:38 Type: Unk
Method: Accutest1(v23) Mode: CONC Corr. Factor: 1.000000
User: admin Custom ID1: Custom ID2: Custom ID3:
Comment:

Elem	Ba4554	Be3130	Cd2288	Co2286	Cr2677	Cu3247	Mn2576	Ni2316	Ag3280
Avg	**.0513**	**.0000**	**.0003**	**.0014**	**.0135**	**.0108**	**2.876**	**.0041**	**.0005**
Stddev	.0001	.0001	.0000	.0001	.0001	.0004	.013	.0000	.0002
%RSD	.2401	419.4	4.632	6.559	1.069	3.258	.4667	.3159	46.59
#1	.0514	.0001	.0003	.0015	.0136	.0110	2.885	.0041	.0004
#2	.0512	-.0001	.0003	.0014	.0134	.0106	2.866	.0041	.0007

Elem	V_2924	Zn2062	As1890	Tl1908	Pb2203	Se1960	Sb2068	Al3961	Ca3179
Avg	**.0122**	**.0766**	**.0032**	**-.0026**	**.0057**	**.0040**	**-.0012**	**2.032**	**33.88**
Stddev	.0002	.0008	.0013	.0007	.0001	.0000	.0005	.014	.01
%RSD	1.435	1.083	40.25	26.68	1.729	.0248	38.45	.6710	.0149
#1	.0124	.0760	.0041	-.0021	.0058	.0040	-.0015	2.022	33.88
#2	.0121	.0772	.0023	-.0031	.0056	.0040	-.0009	2.041	33.89

Elem	Fe2599	Mg2790	K_7664	Na5895	B_2089	Mo2020	Pd3404	Si2124	Sn1899
Avg	**6.741**	**22.00**	**15.63**	**1726.**	**.4452**	**.0029**	**.0090**	**7.288**	**-.0009**
Stddev	.004	.03	.04	8.	.0070	.0000	.0000	.085	.0006
%RSD	.0541	.1542	.2621	.4633	1.562	1.208	.3801	1.160	66.68
#1	6.739	22.03	15.60	1732.	.4403	.0029	.0089	7.228	-.0005
#2	6.744	21.98	15.66	1721.	.4501	.0029	.0090	7.348	-.0013

Elem	Sr4077	Ti3349	W_2079	Zr3391	S_1820	Bi2230	Li6707
Avg	**.2345**	**.0992**	**-.0040**	**-.0006**	**21.04**	**-.0005**	**.0089**
Stddev	.0009	.0012	.0006	.0004	.24	.0006	.0006
%RSD	.3636	1.197	15.96	81.09	1.130	122.1	7.220
#1	.2339	.1001	-.0044	-.0002	20.87	-.0010	.0085
#2	.2351	.0984	-.0035	-.0009	21.21	-.0001	.0094

Int. Std.	Y_3600	Y_3710	Y_2243	In2306
Avg	64053.	6209.9	2364.0	3107.3
Stddev	124.	14.8	21.0	27.2
%RSD	.19360	.23813	.88665	.87655
#1	63965.	6199.5	2378.8	3126.5
#2	64140.	6220.4	2349.2	3088.0

Zoom In Zoom Out

Sample Name: ccv Acquired: 6/27/2014 18:28:44 Type: QC
Method: Accutest1(v23) Mode: CONC Corr. Factor: 1.000000
User: admin Custom ID1: Custom ID2: Custom ID3:
Comment:

Elem	Ba4554	Be3130	Cd2288	Co2286	Cr2677	Cu3247	Mn2576	Ni2316	Ag3280
Units	ppm	ppm	ppm	ppm	ppm	ppm	ppm	ppm	ppm
Avg	**1.994**	**2.005**	**2.005**	**2.033**	**2.037**	**1.938**	**2.053**	**2.043**	**.2491**
Stddev	.010	.004	.019	.020	.000	.003	.001	.020	.0006
%RSD	.5021	.2184	.9629	.9823	.0010	.1562	.0586	.9827	.2338
#1	1.987	2.008	1.991	2.018	2.037	1.936	2.054	2.029	.2487
#2	2.001	2.002	2.019	2.047	2.037	1.941	2.052	2.058	.2495
Check ?	Chk Pass	Chk Pass	Chk Pass	Chk Pass	Chk Pass	Chk Pass	Chk Pass	Chk Pass	Chk Pass
Value									
Range									

Elem	V_2924	Zn2062	As1890	Tl1908	Pb2203	Se1960	Sb2068	Al3961	Ca3179
Units	ppm	ppm	ppm	ppm	ppm	ppm	ppm	ppm	ppm
Avg	**2.005**	**2.034**	**1.994**	**2.092**	**2.051**	**2.004**	**2.008**	**39.60**	**40.48**
Stddev	.001	.019	.025	.016	.018	.023	.022	.04	.02
%RSD	.0560	.9444	1.253	.7543	.8803	1.132	1.100	.1076	.0477
#1	2.004	2.021	1.976	2.081	2.038	1.988	1.992	39.57	40.49
#2	2.006	2.048	2.011	2.103	2.064	2.020	2.023	39.63	40.46
Check ?	Chk Pass	Chk Pass	Chk Pass	Chk Pass	Chk Pass	Chk Pass	Chk Pass	Chk Pass	Chk Pass
Value									
Range									

Elem	Fe2599	Mg2790	K_7664	Na5895	B_2089	Mo2020	Pd3404	Si2124	Sn1899
Units	ppm	ppm	ppm	ppm	ppm	ppm	ppm	ppm	ppm
Avg	**41.17**	**40.48**	**40.01**	**40.19**	**2.023**	**2.032**	**1.954**	**5.049**	**2.054**
Stddev	.03	.19	.11	.18	.021	.025	.002	.050	.023
%RSD	.0828	.4666	.2773	.4411	1.047	1.212	.1008	.9882	1.124
#1	41.14	40.61	39.93	40.07	2.008	2.015	1.952	5.014	2.038
#2	41.19	40.34	40.09	40.32	2.038	2.050	1.955	5.085	2.071
Check ?	Chk Pass	Chk Pass	Chk Pass	Chk Pass	Chk Pass	Chk Pass	Chk Pass	Chk Pass	Chk Pass
Value									
Range									

Zoom In Zoom Out

Sample Name: ccv Acquired: 6/27/2014 18:28:44 Type: QC
Method: Accutest1(v23) Mode: CONC Corr. Factor: 1.000000
User: admin Custom ID1: Custom ID2: Custom ID3:
Comment:

Elem	Sr4077	Ti3349	W_2079	Zr3391	S_1820	Bi2230	Li6707
Units	ppm	ppm	ppm	ppm	ppm	ppm	ppm
Avg	**2.001**	**2.007**	**2.003**	**1.983**	**1.935**	**2.031**	**2.017**
Stddev	.008	.003	.022	.002	.014	.023	.009
%RSD	.4077	.1312	1.097	.0816	.7395	1.119	.4456
#1	1.995	2.005	1.987	1.982	1.924	2.015	2.011
#2	2.006	2.008	2.018	1.984	1.945	2.047	2.023
Check ?	Chk Pass	Chk Pass	Chk Pass	Chk Pass	Chk Pass	Chk Pass	Chk Pass
Value							
Range							

Int. Std.	Y_3600	Y_3710	Y_2243	In2306
Units	Cts/S	Cts/S	Cts/S	Cts/S
Avg	**75608.**	**6668.9**	**2813.8**	**3943.6**
Stddev	32.	1.3	27.9	33.5
%RSD	.04212	.01966	.99044	.84888
#1	75630.	6668.0	2833.5	3967.2
#2	75585.	6669.9	2794.1	3919.9

Zoom In Zoom Out

Sample Name: ccb Acquired: 6/27/2014 18:34:34 Type: QC
Method: Accutest1(v23) Mode: CONC Corr. Factor: 1.000000
User: admin Custom ID1: Custom ID2: Custom ID3:
Comment:

Elem	Ba4554	Be3130	Cd2288	Co2286	Cr2677	Cu3247	Mn2576	Ni2316	Ag3280
Units	ppm	ppm	ppm	ppm	ppm	ppm	ppm	ppm	ppm
Avg	**.0004**	**-.0000**	**.0001**	**.0000**	**.0004**	**-.0004**	**.0001**	**.0002**	**-.0004**
Stddev	.0001	.0000	.0001	.0000	.0001	.0001	.0001	.0000	.0005
%RSD	30.75	364.9	96.79	53.31	13.44	16.87	66.81	11.54	118.8
#1	.0003	.0000	.0000	.0001	.0005	-.0005	.0002	.0002	-.0001
#2	.0005	-.0000	.0002	.0000	.0004	-.0004	.0001	.0002	-.0008
Check ?	Chk Pass	Chk Pass	Chk Pass	Chk Pass	Chk Pass	Chk Pass	Chk Pass	Chk Pass	Chk Pass
High Limit									
Low Limit									

Elem	V_2924	Zn2062	As1890	Tl1908	Pb2203	Se1960	Sb2068	Al3961	Ca3179
Units	ppm	ppm	ppm	ppm	ppm	ppm	ppm	ppm	ppm
Avg	**-.0002**	**.0003**	**-.0012**	**.0007**	**-.0005**	**-.0005**	**-.0013**	**.0087**	**.0042**
Stddev	.0003	.0000	.0004	.0001	.0001	.0009	.0000	.0163	.0040
%RSD	139.2	5.187	29.53	7.531	15.02	181.8	3.028	188.0	96.81
#1	-.0004	.0003	-.0015	.0006	-.0005	.0001	-.0013	-.0028	.0013
#2	-.0000	.0003	-.0010	.0007	-.0006	-.0012	-.0012	.0202	.0070
Check ?	Chk Pass	Chk Pass	Chk Pass	Chk Pass	Chk Pass	Chk Pass	Chk Pass	Chk Pass	Chk Pass
High Limit									
Low Limit									

Elem	Fe2599	Mg2790	K_7664	Na5895	B_2089	Mo2020	Pd3404	Si2124	Sn1899
Units	ppm	ppm	ppm	ppm	ppm	ppm	ppm	ppm	ppm
Avg	**.0024**	**.0384**	**.0225**	**.2489**	**.0005**	**.0010**	**-.0008**	**.0002**	**.0001**
Stddev	.0053	.0348	.0110	.0137	.0001	.0004	.0013	.0002	.0001
%RSD	221.6	90.67	48.70	5.488	26.54	45.97	163.6	99.23	128.3
#1	-.0014	.0138	.0303	.2586	.0006	.0013	-.0017	.0001	.0000
#2	.0061	.0630	.0148	.2393	.0004	.0006	.0001	.0004	.0002
Check ?	Chk Pass	Chk Pass	Chk Pass	Chk Pass	Chk Pass	Chk Pass	Chk Pass	Chk Pass	Chk Pass
High Limit									
Low Limit									

Zoom In Zoom Out

Sample Name: ccb Acquired: 6/27/2014 18:34:34 Type: QC
Method: Accutest1(v23) Mode: CONC Corr. Factor: 1.000000
User: admin Custom ID1: Custom ID2: Custom ID3:
Comment:

Elem	Sr4077	Ti3349	W_2079	Zr3391	S_1820	Bi2230	Li6707
Units	ppm	ppm	ppm	ppm	ppm	ppm	ppm
Avg	**.0001**	**.0002**	**-.0059**	**.0002**	**.0006**	**-.0015**	**.0008**
Stddev	.0000	.0007	.0001	.0001	.0004	.0012	.0007
%RSD	26.24	348.1	2.421	58.40	59.21	84.14	88.35
#1	.0001	-.0003	-.0058	.0003	.0003	-.0023	.0003
#2	.0002	.0007	-.0060	.0001	.0008	-.0006	.0013
Check ?	Chk Pass	Chk Pass	Chk Pass	Chk Pass	Chk Pass	Chk Pass	Chk Pass
High Limit							
Low Limit							

Int. Std.	Y_3600	Y_3710	Y_2243	In2306
Units	Cts/S	Cts/S	Cts/S	Cts/S
Avg	**77200.**	**6725.2**	**2988.8**	**4475.4**
Stddev	186.	26.1	1.4	3.7
%RSD	.24055	.38792	.04535	.08219
#1	77068.	6706.7	2987.9	4478.0
#2	77331.	6743.6	2989.8	4472.8

Zoom In Zoom Out

Sample Name: mp80335-mb1 1 Acquired: 6/27/2014 18:40:40 Type: Unk
Method: Accutest1(v23) Mode: CONC Corr. Factor: 1.000000
User: admin Custom ID1: Custom ID2: Custom ID3:
Comment:

Elem	Ba4554	Be3130	Cd2288	Co2286	Cr2677	Cu3247	Mn2576	Ni2316	Ag3280
Avg	**.0003**	**-.0001**	**-.0002**	**.0001**	**.0004**	**-.0000**	**.0002**	**.0005**	**-.0003**
Stddev	.0001	.0001	.0001	.0000	.0002	.0004	.0001	.0000	.0007
%RSD	48.69	120.4	40.20	68.26	48.61	48030.	33.00	5.476	227.5
#1	.0002	-.0000	-.0001	.0001	.0003	-.0003	.0002	.0005	.0002
#2	.0003	-.0002	-.0002	.0000	.0006	.0003	.0001	.0005	-.0008

Elem	V_2924	Zn2062	As1890	Tl1908	Pb2203	Se1960	Sb2068	Al3961	Ca3179
Avg	**.0002**	**.0010**	**.0001**	**.0019**	**.0004**	**-.0013**	**-.0023**	**.0137**	**.0305**
Stddev	.0000	.0001	.0002	.0005	.0001	.0011	.0008	.0152	.0051
%RSD	16.26	4.943	282.0	24.11	22.75	83.43	35.76	111.0	16.79
#1	.0001	.0011	-.0001	.0022	.0005	-.0021	-.0017	.0029	.0341
#2	.0002	.0010	.0002	.0016	.0004	-.0005	-.0029	.0244	.0269

Elem	Fe2599	Mg2790	K_7664	Na5895	B_2089	Mo2020	Pd3404	Si2124	Sn1899
Avg	**.0018**	**-.0185**	**.0192**	**.2415**	**-.0002**	**-.0003**	**-.0005**	**-.0038**	**-.0000**
Stddev	.0023	.0006	.0191	.0062	.0001	.0001	.0015	.0007	.0001
%RSD	124.3	3.515	99.88	2.571	58.07	31.53	304.8	18.12	1301.
#1	.0035	-.0189	.0327	.2459	-.0001	-.0002	.0006	-.0033	.0001
#2	.0002	-.0180	.0056	.2371	-.0003	-.0004	-.0015	-.0042	-.0001

Elem	Sr4077	Ti3349	W_2079	Zr3391	S_1820	Bi2230	Li6707
Avg	**.0003**	**.0003**	**-.0125**	**-.0004**	**.0203**	**-.0001**	**-.0002**
Stddev	.0000	.0000	.0014	.0002	.0025	.0001	.0007
%RSD	13.43	16.19	11.50	53.83	12.32	102.0	458.2
#1	.0004	.0003	-.0115	-.0006	.0185	-.0000	.0003
#2	.0003	.0003	-.0135	-.0003	.0221	-.0002	-.0007

Int. Std.	Y_3600	Y_3710	Y_2243	In2306
Avg	**78906.**	**7034.7**	**3027.0**	**4608.5**
Stddev	260.	24.3	15.8	20.0
%RSD	.32919	.34581	.52337	.43367
#1	79090.	7051.9	3038.2	4622.7
#2	78722.	7017.5	3015.8	4594.4

Zoom In Zoom Out

Sample Name: mp80335-lc1 Acquired: 6/27/2014 18:46:44 Type: Unk
Method: Accutest1(v23) Mode: CONC Corr. Factor: 1.000000
User: admin Custom ID1: Custom ID2: Custom ID3:
Comment:

Elem	Ba4554	Be3130	Cd2288	Co2286	Cr2677	Cu3247	Mn2576	Ni2316	Ag3280
Avg	**.4981**	**.4981**	**.5120**	**.4936**	**.5191**	**.4752**	**.5216**	**.5048**	**.1963**
Stddev	.0015	.0011	.0007	.0006	.0005	.0018	.0009	.0013	.0003
%RSD	.3075	.2214	.1389	.1254	.0917	.3775	.1799	.2647	.1371
#1	.4970	.4988	.5125	.4932	.5194	.4739	.5223	.5039	.1962
#2	.4992	.4973	.5115	.4941	.5188	.4764	.5209	.5058	.1965

Elem	V_2924	Zn2062	As1890	Tl1908	Pb2203	Se1960	Sb2068	Al3961	Ca3179
Avg	**.5169**	**.5151**	**.5083**	**.5524**	**.5117**	**.5199**	**.5002**	**5.057**	**5.707**
Stddev	.0005	.0023	.0019	.0021	.0007	.0009	.0005	.002	.042
%RSD	.0896	.4531	.3645	.3731	.1335	.1822	.0922	.0365	.7356
#1	.5172	.5134	.5070	.5538	.5112	.5192	.5005	5.058	5.737
#2	.5165	.5167	.5096	.5509	.5122	.5205	.4999	5.055	5.677

Elem	Fe2599	Mg2790	K_7664	Na5895	B_2089	Mo2020	Pd3404	Si2124	Sn1899
Avg	**5.850**	**5.611**	**10.21**	**10.52**	**.0074**	**.5075**	**.0032**	**.0224**	**-.0005**
Stddev	.021	.046	.02	.01	.0003	.0016	.0004	.0025	.0001
%RSD	.3684	.8197	.1840	.0524	4.676	.3247	13.53	11.21	22.26
#1	5.865	5.644	10.20	10.52	.0071	.5064	.0035	.0206	-.0006
#2	5.835	5.578	10.22	10.53	.0076	.5087	.0029	.0242	-.0004

Elem	Sr4077	Ti3349	W_2079	Zr3391	S_1820	Bi2230	Li6707
Avg	**.0001**	**.5084**	**-.0014**	**.0045**	**.0173**	**.0006**	**.0005**
Stddev	.0000	.0018	.0003	.0002	.0003	.0005	.0010
%RSD	11.67	.3467	23.69	3.994	1.607	81.32	195.1
#1	.0001	.5096	-.0012	.0046	.0175	.0003	.0013
#2	.0001	.5071	-.0016	.0044	.0171	.0010	-.0002

Int. Std.	Y_3600	Y_3710	Y_2243	In2306
Avg	77369.	6970.8	2945.1	**4365.9**
Stddev	59.	29.0	8.3	10.6
%RSD	.07569	.41534	.28186	.24320
#1	77411.	6950.3	2951.0	4373.4
#2	77328.	6991.3	2939.2	4358.4

Zoom In Zoom Out

Sample Name: mp80335-s1 Acquired: 6/27/2014 18:52:37 Type: Unk
Method: Accutest1(v23) Mode: CONC Corr. Factor: 1.000000
User: admin Custom ID1: Custom ID2: Custom ID3:
Comment:

Elem	Ba4554	Be3130	Cd2288	Co2286	Cr2677	Cu3247	Mn2576	Ni2316	Ag3280
Avg	**2.217**	**.0522**	**.0597**	**.5218**	**.2078**	**.3147**	**.5683**	**.5249**	**.0570**
Stddev	.005	.0001	.0001	.0012	.0004	.0010	.0018	.0013	.0011
%RSD	.2089	.1479	.0862	.2328	.1890	.3173	.3129	.2566	1.858
#1	2.220	.0521	.0596	.5209	.2081	.3154	.5695	.5239	.0577
#2	2.213	.0522	.0597	.5226	.2075	.3140	.5670	.5259	.0562

Elem	V_2924	Zn2062	As1890	Tl1908	Pb2203	Se1960	Sb2068	Al3961	Ca3179
Avg	**.5335**	**.7879**	**2.370**	**2.056**	**.5184**	**2.369**	**.5727**	**2.410**	**348.2**
Stddev	.0012	.0017	.010	.007	.0006	.014	.0029	.004	.1
%RSD	.2338	.2167	.4161	.3275	.1066	.5884	.5066	.1448	.0186
#1	.5344	.7867	2.363	2.052	.5180	2.359	.5706	2.408	348.1
#2	.5327	.7891	2.377	2.061	.5188	2.379	.5747	2.413	348.2

Elem	Fe2599	Mg2790	K_7664	Na5895	B_2089	Mo2020	Pd3404	Si2124	Sn1899
Avg	**1.448**	**64.69**	**60.40**	**325.4**	**.3392**	**.8164**	**.0507**	**18.12**	**1.060**
Stddev	.000	.30	.17	3.4	.0023	.0035	.0012	.08	.003
%RSD	.0242	.4628	.2856	1.041	.6737	.4293	2.317	.4392	.2465
#1	1.448	64.48	60.52	327.8	.3376	.8140	.0499	18.06	1.058
#2	1.448	64.90	60.27	323.0	.3408	.8189	.0515	18.17	1.062

Elem	Sr4077	Ti3349	W_2079	Zr3391	S_1820	Bi2230	Li6707
Avg	**.5819**	**.0039**	**-.0178**	**-.0207**	**191.7**	**.0041**	**.1254**
Stddev	.0009	.0000	.0002	.0000	.8	.0008	.0002
%RSD	.1528	1.101	1.356	.1047	.4237	18.54	.1629
#1	.5826	.0039	-.0176	-.0207	191.1	.0046	.1255
#2	.5813	.0039	-.0180	-.0207	192.2	.0036	.1253

Int. Std.	Y_3600	Y_3710	Y_2243	In2306
Avg	**71059.**	6636.9	2512.6	3551.2
Stddev	77.	10.4	9.5	9.3
%RSD	.10777	.15616	.38003	.26070
#1	71005.	6629.6	2519.4	3557.7
#2	71113.	6644.3	2505.9	3544.6

Zoom In Zoom Out

Sample Name: mp80335-s2 Acquired: 6/27/2014 18:58:33 Type: Unk
Method: Accutest1(v23) Mode: CONC Corr. Factor: 1.000000
User: admin Custom ID1: Custom ID2: Custom ID3:
Comment:

Elem	Ba4554	Be3130	Cd2288	Co2286	Cr2677	Cu3247	Mn2576	Ni2316	Ag3280
Avg	**2.230**	**.0521**	**.0597**	**.5207**	**.2155**	**.3284**	**.5902**	**.5250**	**.0594**
Stddev	.064	.0015	.0002	.0006	.0061	.0083	.0162	.0015	.0019
%RSD	2.862	2.942	.2550	.1103	2.847	2.513	2.752	.2904	3.224
#1	2.185	.0510	.0596	.5203	.2198	.3343	.6017	.5239	.0607
#2	2.275	.0532	.0598	.5211	.2112	.3226	.5788	.5261	.0580

Elem	V_2924	Zn2062	As1890	Tl1908	Pb2203	Se1960	Sb2068	Al3961	Ca3179
Avg	**.5538**	**.7887**	**2.377**	**2.060**	**.5195**	**2.369**	**.5736**	**2.388**	**349.7**
Stddev	.0147	.0022	.006	.001	.0005	.004	.0001	.089	10.6
%RSD	2.649	.2734	.2737	.0590	.1041	.1510	.0115	3.749	3.031
#1	.5642	.7871	2.373	2.061	.5199	2.366	.5737	2.324	342.2
#2	.5434	.7902	2.382	2.059	.5191	2.371	.5736	2.451	357.2

Elem	Fe2599	Mg2790	K_7664	Na5895	B_2089	Mo2020	Pd3404	Si2124	Sn1899
Avg	**1.455**	**65.13**	**60.92**	**326.1**	**.3399**	**.8197**	**.0514**	**18.19**	**1.067**
Stddev	.050	1.88	1.84	15.3	.0012	.0020	.0014	.04	.001
%RSD	3.457	2.888	3.024	4.684	.3605	.2424	2.821	.2029	.0785
#1	1.420	63.80	59.61	315.3	.3390	.8183	.0504	18.16	1.066
#2	1.491	66.46	62.22	336.9	.3408	.8211	.0524	18.22	1.067

Elem	Sr4077	Ti3349	W_2079	Zr3391	S_1820	Bi2230	Li6707
Avg	**.5864**	**.0042**	**-.0179**	**-.0216**	**192.4**	**.0048**	**.1263**
Stddev	.0171	.0003	.0010	.0001	.3	.0003	.0046
%RSD	2.916	7.331	5.436	.2726	.1318	5.964	3.637
#1	.5743	.0044	-.0172	-.0215	192.2	.0046	.1231
#2	.5985	.0040	-.0186	-.0216	192.6	.0050	.1296

Int. Std.	Y_3600	Y_3710	Y_2243	In2306
Avg	**68688.**	**6570.8**	**2506.2**	**3541.6**
Stddev	1730.	146.2	5.7	5.0
%RSD	2.5181	2.2251	.22769	.14186
#1	67465.	6674.2	2510.2	3545.1
#2	69911.	6467.4	2502.2	3538.0

Zoom In Zoom Out

Sample Name: jb70109-1 Acquired: 6/27/2014 19:04:28 Type: Unk
Method: Accutest1(v23) Mode: CONC Corr. Factor: 1.000000
User: admin Custom ID1: Custom ID2: Custom ID3:
Comment:

Elem	Ba4554	Be3130	Cd2288	Co2286	Cr2677	Cu3247	Mn2576	Ni2316	Ag3280
Avg	**.1547**	**.0001**	**.0028**	**.0028**	**.0011**	**.0487**	**.0500**	**.0091**	**.0025**
Stddev	.0008	.0001	.0003	.0002	.0001	.0009	.0001	.0001	.0000
%RSD	.5061	135.0	10.98	6.215	7.759	1.899	.2443	1.421	.7471
#1	.1552	.0001	.0030	.0027	.0011	.0480	.0501	.0090	.0025
#2	.1541	.0000	.0025	.0029	.0012	.0493	.0499	.0092	.0025

Elem	V_2924	Zn2062	As1890	Tl1908	Pb2203	Se1960	Sb2068	Al3961	Ca3179
Avg	**.0030**	**.2692**	**.0044**	**-.0055**	**.0051**	**.0059**	**.0029**	**.2553**	**322.8**
Stddev	.0003	.0005	.0017	.0002	.0008	.0000	.0002	.0097	.8
%RSD	9.216	.2015	39.05	2.754	15.76	.5711	5.571	3.803	.2397
#1	.0028	.2689	.0056	-.0056	.0045	.0059	.0028	.2484	323.4
#2	.0032	.2696	.0032	-.0054	.0056	.0060	.0030	.2621	322.3

Elem	Fe2599	Mg2790	K_7664	Na5895	B_2089	Mo2020	Pd3404	Si2124	Sn1899
Avg	**.3290**	**38.19**	**31.15**	**302.9**	**.3346**	**.8138**	**.0462**	**17.81**	**1.047**
Stddev	.0062	.12	.12	1.9	.0001	.0035	.0015	.00	.001
%RSD	1.884	.3090	.3875	.6432	.0392	.4288	3.210	.0235	.1004
#1	.3246	38.27	31.23	304.3	.3347	.8114	.0452	17.81	1.046
#2	.3334	38.11	31.06	301.5	.3345	.8163	.0473	17.82	1.048

Elem	Sr4077	Ti3349	W_2079	Zr3391	S_1820	Bi2230	Li6707
Avg	**.5805**	**.0022**	**-.0384**	**-.0230**	**190.0**	**.0021**	**.1239**
Stddev	.0004	.0000	.0009	.0000	.1	.0010	.0002
%RSD	.0611	.0781	2.232	.0740	.0772	50.56	.1420
#1	.5807	.0022	-.0390	-.0230	190.1	.0028	.1241
#2	.5802	.0022	-.0378	-.0231	189.9	.0013	.1238

Int. Std.	Y_3600	Y_3710	Y_2243	In2306
Avg	**71516.**	**6597.7**	**2537.1**	**3605.4**
Stddev	202.	21.6	3.2	6.8
%RSD	.28232	.32805	.12514	.18975
#1	71658.	6582.4	2539.3	3610.2
#2	71373.	6613.0	2534.8	3600.6

Zoom In Zoom Out

Sample Name: mp80335-sd1 Acquired: 6/27/2014 19:10:31 Type: Unk
Method: Accutest1(v23) Mode: CONC Corr. Factor: 5.000000
User: admin Custom ID1: Custom ID2: Custom ID3:
Comment:

Elem	Ba4554	Be3130	Cd2288	Co2286	Cr2677	Cu3247	Mn2576	Ni2316	Ag3280
Avg	**.1553**	**-.0008**	**.0026**	**.0018**	**.0021**	**.0463**	**.0512**	**.0094**	**.0019**
Stddev	.0078	.0001	.0001	.0011	.0031	.0026	.0009	.0009	.0005
%RSD	5.005	6.317	5.106	60.81	147.5	5.613	1.731	10.04	28.84
#1	.1498	-.0009	.0027	.0026	-.0001	.0482	.0518	.0101	.0015
#2	.1608	-.0008	.0025	.0010	.0043	.0445	.0506	.0087	.0023

Elem	V_2924	Zn2062	As1890	Tl1908	Pb2203	Se1960	Sb2068	Al3961	Ca3179
Avg	**.0014**	**.3087**	**.0037**	**.0040**	**.0027**	**.0024**	**.0026**	**.2152**	**333.8**
Stddev	.0018	.0009	.0001	.0013	.0022	.0001	.0014	.0571	12.1
%RSD	123.8	.3050	3.614	33.12	79.02	5.124	52.53	26.54	3.615
#1	.0027	.3080	.0036	.0031	.0043	.0024	.0016	.1748	325.2
#2	.0002	.3093	.0038	.0050	.0012	.0025	.0036	.2556	342.3

Elem	Fe2599	Mg2790	K_7664	Na5895	B_2089	Mo2020	Pd3404	Si2124	Sn1899
Avg	**.3510**	**39.01**	**28.72**	**302.3**	**.3162**	**.8229**	**.0421**	**16.71**	**1.069**
Stddev	.0035	1.24	1.27	13.0	.0021	.0025	.0062	.06	.000
%RSD	.9908	3.183	4.410	4.305	.6689	.3028	14.84	.3397	.0207
#1	.3485	38.13	27.82	293.1	.3147	.8212	.0377	16.67	1.069
#2	.3534	39.89	29.61	311.5	.3177	.8247	.0465	16.75	1.069

Elem	Sr4077	Ti3349	W_2079	Zr3391	S_1820	Bi2230	Li6707
Avg	**.5841**	**.0030**	**-.0810**	**-.0225**	**176.9**	**-.0070**	**.1154**
Stddev	.0257	.0003	.0043	.0004	.5	.0051	.0034
%RSD	4.404	9.626	5.328	1.863	.2751	72.26	2.943
#1	.5659	.0032	-.0779	-.0228	176.5	-.0106	.1130
#2	.6023	.0028	-.0840	-.0222	177.2	-.0034	.1178

Int. Std.	Y_3600	Y_3710	Y_2243	In2306
Avg	75889.	6605.3	2805.8	4117.1
Stddev	1227.	219.5	3.9	8.7
%RSD	1.6164	3.3237	.13746	.21086
#1	75022.	6760.5	2808.6	4123.2
#2	76757.	6450.0	2803.1	4110.9

Zoom In Zoom Out

Sample Name: mp80335-s3 Acquired: 6/27/2014 19:16:31 Type: Unk
Method: Accutest1(v23) Mode: CONC Corr. Factor: 1.000000
User: admin Custom ID1: Custom ID2: Custom ID3:
Comment:

Elem	Ba4554	Be3130	Cd2288	Co2286	Cr2677	Cu3247	Mn2576	Ni2316	Ag3280
Avg	**2.148**	**.0522**	**.0550**	**.5164**	**.2152**	**.2646**	**.5659**	**.5228**	**.0539**
Stddev	.033	.0009	.0010	.0042	.0043	.0057	.0092	.0052	.0004
%RSD	1.534	1.629	1.752	.8165	2.003	2.168	1.618	.9911	.7583
#1	2.124	.0516	.0556	.5194	.2182	.2687	.5723	.5265	.0542
#2	2.171	.0528	.0543	.5135	.2121	.2606	.5594	.5191	.0536

Elem	V_2924	Zn2062	As1890	Tl1908	Pb2203	Se1960	Sb2068	Al3961	Ca3179
Avg	**.5442**	**.5346**	**2.255**	**2.167**	**.5242**	**2.291**	**.5470**	**2.174**	**94.60**
Stddev	.0084	.0058	.031	.025	.0053	.028	.0053	.016	.96
%RSD	1.538	1.078	1.372	1.175	1.009	1.201	.9644	.7263	1.013
#1	.5502	.5387	2.277	2.185	.5279	2.311	.5508	2.163	93.92
#2	.5383	.5305	2.233	2.149	.5204	2.272	.5433	2.186	95.27

Elem	Fe2599	Mg2790	K_7664	Na5895	B_2089	Mo2020	Pd3404	Si2124	Sn1899
Avg	**3.054**	**44.53**	**45.00**	**127.8**	**.1835**	**.0025**	**.0071**	**3.382**	**-.0008**
Stddev	.033	.68	.79	2.4	.0019	.0002	.0002	.043	.0003
%RSD	1.082	1.517	1.748	1.870	1.048	9.715	2.815	1.265	41.09
#1	3.031	44.05	44.44	126.1	.1849	.0027	.0070	3.412	-.0006
#2	3.077	45.00	45.55	129.5	.1822	.0023	.0072	3.352	-.0010

Elem	Sr4077	Ti3349	W_2079	Zr3391	S_1820	Bi2230	Li6707
Avg	**.3844**	**.0030**	**.0018**	**-.0032**	**15.84**	**.0020**	**.0018**
Stddev	.0056	.0006	.0011	.0001	.21	.0008	.0002
%RSD	1.446	20.07	62.55	3.059	1.323	43.00	9.676
#1	.3805	.0026	.0026	-.0033	15.99	.0014	.0020
#2	.3884	.0034	.0010	-.0031	15.69	.0026	.0017

Int. Std.	Y_3600	Y_3710	Y_2243	In2306
Avg	72621.	6708.4	2702.8	3881.1
Stddev	1038.	66.9	24.9	29.6
%RSD	1.4299	.99714	.92232	.76392
#1	71887.	6755.7	2685.1	3860.2
#2	73355.	6661.1	2720.4	3902.1

Zoom In Zoom Out

Sample Name: jb70243-3 Acquired: 6/27/2014 19:22:22 Type: Unk
Method: Accutest1(v23) Mode: CONC Corr. Factor: 1.000000
User: admin Custom ID1: Custom ID2: Custom ID3:
Comment:

Elem	Ba4554	Be3130	Cd2288	Co2286	Cr2677	Cu3247	Mn2576	Ni2316	Ag3280
Avg	**.1091**	**.0000**	**-.0001**	**.0001**	**.0006**	**.0041**	**.0294**	**.0040**	**.0003**
Stddev	.0004	.0002	.0002	.0001	.0001	.0001	.0001	.0001	.0003
%RSD	.3747	520.1	221.2	76.08	23.28	2.905	.2064	3.232	113.7
#1	.1088	.0002	.0001	.0001	.0005	.0040	.0293	.0039	.0001
#2	.1094	-.0001	-.0003	.0002	.0007	.0041	.0294	.0041	.0005

Elem	V_2924	Zn2062	As1890	Tl1908	Pb2203	Se1960	Sb2068	Al3961	Ca3179
Avg	**.0003**	**.0034**	**.0013**	**-.0001**	**.0003**	**.0015**	**-.0017**	**.0647**	**68.16**
Stddev	.0002	.0002	.0009	.0000	.0002	.0009	.0008	.0104	.01
%RSD	81.90	6.266	72.65	34.50	55.69	58.36	49.94	16.06	.0195
#1	.0001	.0035	.0006	-.0001	.0004	.0022	-.0023	.0574	68.15
#2	.0005	.0032	.0020	-.0002	.0002	.0009	-.0011	.0721	68.17

Elem	Fe2599	Mg2790	K_7664	Na5895	B_2089	Mo2020	Pd3404	Si2124	Sn1899
Avg	**1.932**	**17.80**	**16.70**	**99.52**	**.1803**	**.0012**	**.0054**	**3.344**	**-.0007**
Stddev	.004	.02	.08	.61	.0017	.0000	.0007	.011	.0003
%RSD	.1845	.1232	.4863	.6170	.9319	.4939	12.93	.3166	50.43
#1	1.929	17.81	16.64	99.08	.1791	.0012	.0059	3.337	-.0004
#2	1.934	17.78	16.76	99.95	.1815	.0012	.0049	3.352	-.0009

Elem	Sr4077	Ti3349	W_2079	Zr3391	S_1820	Bi2230	Li6707
Avg	**.3815**	**.0019**	**-.0175**	**-.0040**	**15.67**	**.0002**	**.0016**
Stddev	.0018	.0000	.0004	.0002	.06	.0001	.0006
%RSD	.4814	2.559	2.357	5.986	.3799	46.83	36.35
#1	.3802	.0018	-.0178	-.0042	15.63	.0002	.0021
#2	.3828	.0019	-.0172	-.0038	15.72	.0003	.0012

Int. Std.	Y_3600	Y_3710	Y_2243	In2306
Avg	**76075.**	**6806.2**	**2792.5**	**4061.0**
Stddev	312.	17.0	10.8	13.4
%RSD	.40964	.24920	.38711	.32911
#1	76295.	6818.2	2800.2	4070.5
#2	75855.	6794.2	2784.9	4051.6

Zoom In Zoom Out

Sample Name: jb70152-17 2 Acquired: 6/27/2014 19:28:22 Type: Unk
Method: Accutest1(v23) Mode: CONC Corr. Factor: 1.000000
User: admin Custom ID1: Custom ID2: Custom ID3:
Comment:

Elem	Ba4554	Be3130	Cd2288	Co2286	Cr2677	Cu3247	Mn2576	Ni2316	Ag3280
Avg	**.8125**	**-.0001**	**.0009**	**.0028**	**.0051**	**.0056**	**7.440**	**.0050**	**.0060**
Stddev	.0015	.0001	.0002	.0001	.0000	.0000	.052	.0000	.0000
%RSD	.1820	144.3	18.49	3.437	.5881	.2842	.6999	.7823	.4578
#1	.8115	-.0001	.0008	.0027	.0051	.0056	7.476	.0050	.0060
#2	.8136	.0000	.0010	.0028	.0051	.0056	7.403	.0051	.0060

Elem	V_2924	Zn2062	As1890	Tl1908	Pb2203	Se1960	Sb2068	Al3961	Ca3179
Avg	**.0271**	**.0056**	**.0112**	**.0676**	**.0002**	**.0091**	**-.0006**	**.2423**	**467.2**
Stddev	.0002	.0000	.0005	.0014	.0009	.0021	.0000	.0135	2.3
%RSD	.7249	.5601	4.097	2.052	371.8	22.70	2.997	5.583	.4935
#1	.0273	.0056	.0109	.0666	.0009	.0106	-.0006	.2518	468.8
#2	.0270	.0056	.0115	.0686	-.0004	.0077	-.0006	.2327	465.6

Elem	Fe2599	Mg2790	K_7664	Na5895	B_2089	Mo2020	Pd3404	Si2124	Sn1899
Avg	**4.721**	**89.71**	**4.920**	**672.2**	**1.282**	**.0108**	**.0131**	**15.81**	**-.0025**
Stddev	.015	.18	.011	8.0	.000	.0001	.0019	.02	.0003
%RSD	.3183	.2025	.2150	1.190	.0129	.9468	14.41	.1251	11.48
#1	4.732	89.84	4.927	677.9	1.282	.0109	.0144	15.83	-.0023
#2	4.710	89.58	4.912	666.5	1.282	.0108	.0118	15.80	-.0027

Elem	Sr4077	Ti3349	W_2079	Zr3391	S_1820	Bi2230	Li6707
Avg	**8.915**	**.0212**	**-.0400**	**-.0120**	**11.46**	**.0032**	**.0104**
Stddev	.012	.0002	.0001	.0001	.02	.0006	.0006
%RSD	.1322	.8295	.3170	.5952	.1795	19.54	5.631
#1	8.924	.0214	-.0400	-.0121	11.47	.0037	.0100
#2	8.907	.0211	-.0399	-.0120	11.45	.0028	.0108

Int. Std.	Y_3600	Y_3710	Y_2243	In2306
Avg	**67576.**	**6232.2**	**2404.7**	**3295.8**
Stddev	232.	1.4	7.5	8.3
%RSD	.34270	.02230	.31230	.25287
#1	67412.	6233.2	2399.4	3289.9
#2	67740.	6231.3	2410.0	3301.6

Zoom In Zoom Out

Sample Name: ccv Acquired: 6/27/2014 19:34:33 Type: QC
Method: Accutest1(v23) Mode: CONC Corr. Factor: 1.000000
User: admin Custom ID1: Custom ID2: Custom ID3:
Comment:

Elem	Ba4554	Be3130	Cd2288	Co2286	Cr2677	Cu3247	Mn2576	Ni2316	Ag3280
Units	ppm	ppm	ppm	ppm	ppm	ppm	ppm	ppm	ppm
Avg	**2.003**	**2.012**	**1.998**	**2.022**	**2.034**	**1.945**	**2.050**	**2.026**	**.2496**
Stddev	.009	.011	.003	.003	.008	.008	.004	.002	.0004
%RSD	.4684	.5409	.1561	.1223	.3905	.4057	.2168	.0979	.1678
#1	1.997	2.004	1.996	2.020	2.028	1.951	2.047	2.024	.2499
#2	2.010	2.019	2.000	2.024	2.039	1.940	2.053	2.027	.2493
Check ?	Chk Pass	Chk Pass	Chk Pass	Chk Pass	Chk Pass	Chk Pass	Chk Pass	Chk Pass	Chk Pass
Value									
Range									

Elem	V_2924	Zn2062	As1890	Tl1908	Pb2203	Se1960	Sb2068	Al3961	Ca3179
Units	ppm	ppm	ppm	ppm	ppm	ppm	ppm	ppm	ppm
Avg	**2.005**	**2.033**	**1.985**	**2.081**	**2.035**	**1.990**	**1.995**	**39.98**	**40.66**
Stddev	.003	.002	.004	.004	.003	.004	.002	.27	.20
%RSD	.1460	.0783	.1787	.1987	.1422	.1977	.0962	.6822	.4798
#1	2.003	2.032	1.982	2.078	2.033	1.987	1.993	39.79	40.52
#2	2.007	2.034	1.987	2.084	2.037	1.993	1.996	40.18	40.80
Check ?	Chk Pass	Chk Pass	Chk Pass	Chk Pass	Chk Pass	Chk Pass	Chk Pass	Chk Pass	Chk Pass
Value									
Range									

Elem	Fe2599	Mg2790	K_7664	Na5895	B_2089	Mo2020	Pd3404	Si2124	Sn1899
Units	ppm	ppm	ppm	ppm	ppm	ppm	ppm	ppm	ppm
Avg	**41.38**	**40.53**	**40.57**	**40.59**	**2.006**	**2.020**	**1.985**	**5.024**	**2.057**
Stddev	.10	.09	.31	.25	.000	.002	.009	.002	.000
%RSD	.2396	.2328	.7536	.6175	.0194	.0922	.4614	.0387	.0146
#1	41.31	40.46	40.35	40.42	2.006	2.018	1.991	5.023	2.058
#2	41.45	40.60	40.78	40.77	2.006	2.021	1.978	5.025	2.057
Check ?	Chk Pass	Chk Pass	Chk Pass	Chk Pass	Chk Pass	Chk Pass	Chk Pass	Chk Pass	Chk Pass
Value									
Range									

Zoom In Zoom Out

Sample Name: ccv Acquired: 6/27/2014 19:34:33 Type: QC
Method: Accutest1(v23) Mode: CONC Corr. Factor: 1.000000
User: admin Custom ID1: Custom ID2: Custom ID3:
Comment:

Elem	Sr4077	Ti3349	W_2079	Zr3391	S_1820	Bi2230	Li6707
Units	ppm	ppm	ppm	ppm	ppm	ppm	ppm
Avg	**2.009**	**2.003**	**1.991**	**1.981**	**1.925**	**2.017**	**2.035**
Stddev	.009	.001	.001	.001	.002	.001	.014
%RSD	.4673	.0509	.0350	.0233	.0851	.0531	.6916
#1	2.002	2.004	1.990	1.981	1.926	2.016	2.025
#2	2.015	2.003	1.991	1.981	1.924	2.017	2.045
Check ?	Chk Pass	Chk Pass	Chk Pass	Chk Pass	Chk Pass	Chk Pass	Chk Pass
Value							
Range							

Int. Std.	Y_3600	Y_3710	Y_2243	In2306
Units	Cts/S	Cts/S	Cts/S	Cts/S
Avg	**75299.**	**6584.0**	**2820.9**	**3970.1**
Stddev	92.	37.3	2.9	3.3
%RSD	.12189	.56631	.10209	.08298
#1	75364.	6610.3	2818.9	3967.8
#2	75234.	6557.6	2823.0	3972.4

Zoom In Zoom Out

Sample Name: ccb Acquired: 6/27/2014 19:40:21 Type: QC
Method: Accutest1(v23) Mode: CONC Corr. Factor: 1.000000
User: admin Custom ID1: Custom ID2: Custom ID3:
Comment:

Elem	Ba4554	Be3130	Cd2288	Co2286	Cr2677	Cu3247	Mn2576	Ni2316	Ag3280
Units	ppm	ppm	ppm	ppm	ppm	ppm	ppm	ppm	ppm
Avg	**.0003**	**-.0000**	**.0000**	**.0001**	**.0003**	**.0001**	**.0001**	**.0002**	**.0001**
Stddev	.0000	.0000	.0001	.0000	.0002	.0004	.0000	.0000	.0004
%RSD	3.790	17.50	421.0	35.76	59.20	600.5	18.79	14.90	579.0
#1	.0003	-.0000	.0001	.0001	.0005	-.0002	.0001	.0003	.0004
#2	.0003	-.0000	-.0000	.0001	.0002	.0003	.0001	.0002	-.0002
Check ?	Chk Pass	Chk Pass	Chk Pass	Chk Pass	Chk Pass	Chk Pass	Chk Pass	Chk Pass	Chk Pass
High Limit									
Low Limit									

Elem	V_2924	Zn2062	As1890	Tl1908	Pb2203	Se1960	Sb2068	Al3961	Ca3179
Units	ppm	ppm	ppm	ppm	ppm	ppm	ppm	ppm	ppm
Avg	**.0001**	**.0003**	**-.0005**	**.0012**	**-.0001**	**-.0004**	**-.0008**	**.0064**	**.0082**
Stddev	.0005	.0000	.0004	.0009	.0006	.0012	.0005	.0166	.0029
%RSD	438.3	3.510	84.44	74.20	791.9	334.9	59.12	258.4	35.60
#1	.0004	.0003	-.0002	.0018	.0004	-.0012	-.0011	.0181	.0061
#2	-.0002	.0003	-.0008	.0006	-.0005	.0005	-.0005	-.0053	.0102
Check ?	Chk Pass	Chk Pass	Chk Pass	Chk Pass	Chk Pass	Chk Pass	Chk Pass	Chk Pass	Chk Pass
High Limit									
Low Limit									

Elem	Fe2599	Mg2790	K_7664	Na5895	B_2089	Mo2020	Pd3404	Si2124	Sn1899
Units	ppm	ppm	ppm	ppm	ppm	ppm	ppm	ppm	ppm
Avg	**.0061**	**.0047**	**.0293**	**.0934**	**.0002**	**.0013**	**-.0006**	**.0015**	**.0007**
Stddev	.0010	.0384	.0188	.0099	.0003	.0002	.0000	.0007	.0001
%RSD	16.68	810.4	64.31	10.60	194.3	19.23	3.758	46.09	7.926
#1	.0053	-.0224	.0426	.1004	.0004	.0014	-.0005	.0010	.0007
#2	.0068	.0319	.0160	.0864	-.0001	.0011	-.0006	.0019	.0007
Check ?	Chk Pass	Chk Pass	Chk Pass	Chk Pass	Chk Pass	Chk Pass	Chk Pass	Chk Pass	Chk Pass
High Limit									
Low Limit									

Zoom In Zoom Out

Sample Name: ccb Acquired: 6/27/2014 19:40:21 Type: QC
Method: Accutest1(v23) Mode: CONC Corr. Factor: 1.000000
User: admin Custom ID1: Custom ID2: Custom ID3:
Comment:

Elem	Sr4077	Ti3349	W_2079	Zr3391	S_1820	Bi2230	Li6707
Units	ppm	ppm	ppm	ppm	ppm	ppm	ppm
Avg	**.0003**	**.0006**	**-.0059**	**.0003**	**.0037**	**-.0022**	**-.0004**
Stddev	.0000	.0007	.0002	.0002	.0011	.0003	.0007
%RSD	13.33	113.7	3.456	58.82	29.10	11.99	146.3
#1	.0003	.0001	-.0061	.0002	.0029	-.0024	-.0009
#2	.0002	.0011	-.0058	.0005	.0044	-.0020	.0000
Check ?	Chk Pass	Chk Pass	Chk Pass	Chk Pass	Chk Pass	Chk Pass	Chk Pass
High Limit							
Low Limit							

Int. Std.	Y_3600	Y_3710	Y_2243	In2306
Units	Cts/S	Cts/S	Cts/S	Cts/S
Avg	**77542.**	**6714.2**	**2982.6**	**4480.2**
Stddev	398.	2.1	4.3	17.2
%RSD	.51348	.03113	.14563	.38292
#1	77261.	6715.7	2985.7	4492.3
#2	77824.	6712.7	2979.5	4468.0

Zoom In Zoom Out

Sample Name: jb70152-18 Acquired: 6/27/2014 19:46:25 Type: Unk
Method: Accutest1(v23) Mode: CONC Corr. Factor: 1.000000
User: admin Custom ID1: Custom ID2: Custom ID3:
Comment:

Elem	Ba4554	Be3130	Cd2288	Co2286	Cr2677	Cu3247	Mn2576	Ni2316	Ag3280
Avg	**.4979**	**.0004**	**.0008**	**.1292**	**.0751**	**.7220**	**34.04**	**.1858**	**.0109**
Stddev	.0005	.0001	.0001	.0009	.0009	.0026	.16	.0012	.0012
%RSD	.1039	19.17	10.57	.6776	1.169	.3652	.4645	.6551	11.15
#1	.4975	.0004	.0008	.1286	.0745	.7239	33.93	.1849	.0118
#2	.4983	.0005	.0009	.1299	.0757	.7202	34.15	.1866	.0100

Elem	V_2924	Zn2062	As1890	Tl1908	Pb2203	Se1960	Sb2068	Al3961	Ca3179
Avg	**.2607**	**.0094**	**.0208**	**.0064**	**.0251**	**.0307**	**.0019**	**.3245**	**231.0**
Stddev	.0017	.0000	.0011	.0012	.0006	.0006	.0008	.0070	.1
%RSD	.6386	.3922	5.100	18.85	2.212	1.985	44.27	2.157	.0368
#1	.2596	.0095	.0216	.0072	.0247	.0303	.0013	.3195	231.0
#2	.2619	.0094	.0201	.0055	.0255	.0311	.0025	.3294	231.1

Elem	Fe2599	Mg2790	K_7664	Na5895	B_2089	Mo2020	Pd3404	Si2124	Sn1899
Avg	**40.85**	**84.15**	**13.79**	**1164.**	**12.24**	**.0063**	**.0180**	**28.00**	**.0000**
Stddev	.01	.09	.00	24.	.04	.0002	.0008	.09	.0008
%RSD	.0180	.1094	.0285	2.043	.3181	3.847	4.257	.3258	34980.
#1	40.84	84.08	13.78	1181.	12.21	.0062	.0175	27.94	-.0006
#2	40.85	84.21	13.79	1148.	12.27	.0065	.0185	28.07	.0006

Elem	Sr4077	Ti3349	W_2079	Zr3391	S_1820	Bi2230	Li6707
Avg	**2.005**	**.2695**	**.0342**	**.0141**	**3.035**	**.0070**	**.0109**
Stddev	.004	.0003	.0009	.0009	.018	.0002	.0003
%RSD	.1847	.1048	2.516	6.032	.6051	2.376	2.542
#1	2.002	.2693	.0348	.0147	3.022	.0069	.0107
#2	2.007	.2697	.0336	.0135	3.048	.0071	.0111

Int. Std.	Y_3600	Y_3710	Y_2243	In2306
Avg	**66735.**	**6297.4**	**2357.6**	**3177.9**
Stddev	56.	2.2	6.9	11.9
%RSD	.08442	.03492	.29316	.37486
#1	66775.	6299.0	2362.5	3186.3
#2	66695.	6295.8	2352.7	3169.4

Zoom In Zoom Out

Sample Name: jb70152-19 Acquired: 6/27/2014 19:52:32 Type: Unk
Method: Accutest1(v23) Mode: CONC Corr. Factor: 1.000000
User: admin Custom ID1: Custom ID2: Custom ID3:
Comment:

Elem	Ba4554	Be3130	Cd2288	Co2286	Cr2677	Cu3247	Mn2576	Ni2316	Ag3280
Avg	**.0078**	**-.0000**	**.0011**	**.0000**	**.0215**	**.0042**	**7.876**	**.0016**	**.0018**
Stddev	.0000	.0001	.0000	.0002	.0002	.0005	.018	.0001	.0003
%RSD	.3959	370.7	1.172	2328.	1.050	12.34	.2336	8.298	15.44
#1	.0077	-.0001	.0011	-.0001	.0213	.0045	7.889	.0015	.0016
#2	.0078	.0000	.0011	.0001	.0216	.0038	7.863	.0017	.0020

Elem	V_2924	Zn2062	As1890	Tl1908	Pb2203	Se1960	Sb2068	Al3961	Ca3179
Avg	**.0069**	**.0202**	**.0007**	**-.0249**	**.0016**	**.0052**	**-.0006**	**.3890**	**70.03**
Stddev	.0001	.0000	.0014	.0004	.0005	.0047	.0011	.0079	.01
%RSD	1.800	.0737	196.6	1.563	29.28	90.61	200.5	2.022	.0144
#1	.0068	.0202	.0017	-.0247	.0020	.0019	.0002	.3834	70.02
#2	.0070	.0202	-.0003	-.0252	.0013	.0085	-.0014	.3946	70.04

Elem	Fe2599	Mg2790	K_7664	Na5895	B_2089	Mo2020	Pd3404	Si2124	Sn1899
Avg	**.8224**	**34.31**	**93.53**	**365.2**	**.1612**	**.0003**	**.0097**	**7.370**	**-.0003**
Stddev	.0081	.04	.37	6.8	.0004	.0000	.0005	.007	.0001
%RSD	.9852	.1236	.3941	1.872	.2460	1.817	5.154	.0950	36.97
#1	.8282	34.28	93.79	360.3	.1615	.0003	.0093	7.375	-.0003
#2	.8167	34.34	93.27	370.0	.1609	.0003	.0100	7.365	-.0004

Elem	Sr4077	Ti3349	W_2079	Zr3391	S_1820	Bi2230	Li6707
Avg	**.5119**	**.0226**	**-.0028**	**-.0067**	**20.75**	**-.0014**	**.0090**
Stddev	.0001	.0002	.0006	.0001	.00	.0009	.0001
%RSD	.0111	.9896	20.51	.9160	.0051	64.56	.6018
#1	.5118	.0224	-.0024	-.0066	20.75	-.0008	.0090
#2	.5119	.0227	-.0032	-.0067	20.75	-.0020	.0091

Int. Std.	Y_3600	Y_3710	Y_2243	In2306
Avg	**71965.**	**6461.5**	**2643.8**	**3690.9**
Stddev	46.	23.9	5.3	5.8
%RSD	.06325	.36930	.20060	.15840
#1	71933.	6444.6	2640.0	3686.8
#2	71997.	6478.4	2647.5	3695.1

Zoom In Zoom Out

Sample Name: jb70171-1 Acquired: 6/27/2014 19:58:42 Type: Unk
Method: Accutest1(v23) Mode: CONC Corr. Factor: 1.000000
User: admin Custom ID1: Custom ID2: Custom ID3:
Comment:

Elem	Ba4554	Be3130	Cd2288	Co2286	Cr2677	Cu3247	Mn2576	Ni2316	Ag3280
Avg	**.0294**	**-.0000**	**-.0000**	**.0004**	**.0013**	**.0070**	**.1614**	**.0178**	**.0004**
Stddev	.0002	.0000	.0000	.0001	.0001	.0001	.0005	.0001	.0006
%RSD	.7157	190.0	45.31	20.36	9.658	.7736	.3341	.4247	129.7
#1	.0295	-.0000	-.0000	.0005	.0013	.0070	.1610	.0178	.0008
#2	.0292	.0000	-.0000	.0003	.0014	.0070	.1618	.0177	.0000

Elem	V_2924	Zn2062	As1890	Tl1908	Pb2203	Se1960	Sb2068	Al3961	Ca3179
Avg	**-.0001**	**.1338**	**.0003**	**.0004**	**-.0005**	**.0020**	**-.0003**	**.0120**	**29.90**
Stddev	.0001	.0000	.0003	.0005	.0004	.0015	.0004	.0021	.04
%RSD	71.83	.0044	92.01	140.7	77.05	74.86	129.3	17.52	.1418
#1	-.0002	.1338	.0001	.0007	-.0002	.0010	-.0006	.0135	29.87
#2	-.0001	.1337	.0005	.0000	-.0008	.0031	-.0000	.0105	29.93

Elem	Fe2599	Mg2790	K_7664	Na5895	B_2089	Mo2020	Pd3404	Si2124	Sn1899
Avg	**4.123**	**5.905**	**1.722**	**21.15**	**.0263**	**.0009**	**.0021**	**1.810**	**-.0001**
Stddev	.013	.019	.001	.02	.0001	.0001	.0004	.007	.0004
%RSD	.3135	.3175	.0363	.0958	.4511	10.14	18.11	.4143	422.7
#1	4.114	5.892	1.722	21.16	.0262	.0009	.0018	1.815	.0002
#2	4.132	5.919	1.721	21.13	.0264	.0010	.0024	1.804	-.0004

Elem	Sr4077	Ti3349	W_2079	Zr3391	S_1820	Bi2230	Li6707
Avg	**.0942**	**.0003**	**-.0101**	**-.0015**	**4.353**	**-.0039**	**.0022**
Stddev	.0002	.0001	.0003	.0001	.009	.0002	.0018
%RSD	.2025	30.58	2.630	4.196	.2030	5.954	81.50
#1	.0943	.0004	-.0103	-.0014	4.359	-.0038	.0035
#2	.0941	.0002	-.0099	-.0015	4.346	-.0041	.0009

Int. Std.	Y_3600	Y_3710	Y_2243	In2306
Avg	**76531.**	**6627.5**	**2880.6**	**4283.4**
Stddev	27.	15.0	5.8	3.0
%RSD	.03507	.22685	.20220	.07007
#1	76512.	6616.9	2876.5	4281.3
#2	76550.	6638.1	2884.7	4285.5

Zoom In Zoom Out

Sample Name: jb70171-2 Acquired: 6/27/2014 20:04:40 Type: Unk
Method: Accutest1(v23) Mode: CONC Corr. Factor: 1.000000
User: admin Custom ID1: Custom ID2: Custom ID3:
Comment:

Elem	Ba4554	Be3130	Cd2288	Co2286	Cr2677	Cu3247	Mn2576	Ni2316	Ag3280
Avg	**.0274**	**-.0001**	**.0001**	**.0005**	**.0009**	**.0030**	**.1602**	**.0217**	**.0000**
Stddev	.0001	.0001	.0003	.0001	.0000	.0001	.0005	.0002	.0001
%RSD	.5210	85.98	194.6	30.38	3.879	4.369	.3364	1.016	291.0
#1	.0273	-.0000	.0003	.0004	.0009	.0029	.1598	.0219	.0001
#2	.0275	-.0002	-.0000	.0006	.0009	.0031	.1606	.0216	-.0001

Elem	V_2924	Zn2062	As1890	Tl1908	Pb2203	Se1960	Sb2068	Al3961	Ca3179
Avg	**.0000**	**.1536**	**.0001**	**.0005**	**-.0005**	**.0017**	**-.0009**	**.0112**	**29.79**
Stddev	.0001	.0007	.0004	.0012	.0007	.0001	.0010	.0027	.01
%RSD	177.2	.4690	304.2	231.7	141.0	5.862	105.2	24.42	.0503
#1	-.0000	.1531	.0004	.0013	-.0000	.0018	-.0002	.0131	29.80
#2	.0001	.1541	-.0002	-.0003	-.0011	.0017	-.0017	.0092	29.78

Elem	Fe2599	Mg2790	K_7664	Na5895	B_2089	Mo2020	Pd3404	Si2124	Sn1899
Avg	**6.582**	**5.856**	**1.713**	**21.12**	**.0257**	**.0013**	**.0016**	**1.842**	**-.0008**
Stddev	.022	.083	.010	.00	.0003	.0002	.0002	.005	.0003
%RSD	.3312	1.411	.5782	.0025	1.207	11.38	14.11	.2904	41.17
#1	6.567	5.914	1.706	21.12	.0260	.0012	.0015	1.838	-.0006
#2	6.598	5.797	1.720	21.12	.0255	.0015	.0018	1.846	-.0010

Elem	Sr4077	Ti3349	W_2079	Zr3391	S_1820	Bi2230	Li6707
Avg	**.0942**	**.0006**	**-.0108**	**-.0014**	**4.380**	**-.0040**	**.0016**
Stddev	.0001	.0000	.0005	.0001	.007	.0009	.0001
%RSD	.0769	2.253	4.468	10.63	.1613	22.46	7.097
#1	.0941	.0006	-.0111	-.0013	4.375	-.0046	.0016
#2	.0942	.0006	-.0105	-.0015	4.385	-.0033	.0015

Int. Std.	Y_3600	Y_3710	Y_2243	In2306
Avg	**76586.**	**6637.7**	**2876.0**	**4267.9**
Stddev	298.	.7	2.8	6.0
%RSD	.38855	.01089	.09602	.14166
#1	76797.	6637.2	2878.0	4272.2
#2	76376.	6638.2	2874.0	4263.6

Zoom In Zoom Out

Sample Name: jb70192-1 Acquired: 6/27/2014 20:10:39 Type: Unk
Method: Accutest1(v23) Mode: CONC Corr. Factor: 1.000000
User: admin Custom ID1: Custom ID2: Custom ID3:
Comment:

Elem	Ba4554	Be3130	Cd2288	Co2286	Cr2677	Cu3247	Mn2576	Ni2316	Ag3280
Avg	**.1867**	**.0001**	**.0002**	**.0009**	**.0009**	**.0012**	**.0443**	**.0006**	**.0007**
Stddev	.0008	.0001	.0001	.0000	.0001	.0000	.0001	.0002	.0002
%RSD	.4168	80.38	78.70	4.769	13.70	.0108	.2140	33.28	26.86
#1	.1872	.0001	.0001	.0009	.0010	.0012	.0442	.0005	.0009
#2	.1861	.0000	.0003	.0010	.0008	.0012	.0444	.0007	.0006

Elem	V_2924	Zn2062	As1890	Tl1908	Pb2203	Se1960	Sb2068	Al3961	Ca3179
Avg	**.0004**	**.0013**	**.0004**	**.0025**	**.0003**	**.0014**	**-.0002**	**.2983**	**98.97**
Stddev	.0001	.0001	.0011	.0002	.0001	.0006	.0006	.0032	.25
%RSD	29.10	3.820	295.0	7.518	53.30	41.79	370.7	1.059	.2484
#1	.0005	.0014	-.0004	.0024	.0003	.0018	.0002	.2961	98.80
#2	.0003	.0013	.0012	.0027	.0002	.0010	-.0005	.3006	99.15

Elem	Fe2599	Mg2790	K_7664	Na5895	B_2089	Mo2020	Pd3404	Si2124	Sn1899
Avg	**.1389**	**21.94**	**5.126**	**263.3**	**.0312**	**-.0002**	**.0010**	**1.798**	**-.0006**
Stddev	.0017	.04	.012	1.4	.0008	.0002	.0011	.001	.0003
%RSD	1.237	.1717	.2272	.5340	2.667	79.21	109.9	.0586	47.67
#1	.1401	21.91	5.118	262.4	.0306	-.0004	.0002	1.799	-.0009
#2	.1377	21.97	5.134	264.3	.0318	-.0001	.0018	1.797	-.0004

Elem	Sr4077	Ti3349	W_2079	Zr3391	S_1820	Bi2230	Li6707
Avg	**.5292**	**.0101**	**-.0186**	**-.0020**	**9.270**	**-.0024**	**.0009**
Stddev	.0008	.0003	.0004	.0001	.022	.0008	.0000
%RSD	.1519	3.364	2.030	5.400	.2366	32.08	3.092
#1	.5287	.0098	-.0189	-.0021	9.285	-.0030	.0009
#2	.5298	.0103	-.0183	-.0019	9.254	-.0019	.0010

Int. Std.	Y_3600	Y_3710	Y_2243	In2306
Avg	**73247.**	**6436.0**	**2691.0**	**3761.2**
Stddev	231.	21.5	2.4	.2
%RSD	.31491	.33438	.08859	.00503
#1	73411.	6451.2	2689.3	3761.0
#2	73084.	6420.8	2692.7	3761.3

Zoom In Zoom Out

Sample Name: jb70192-2 Acquired: 6/27/2014 20:16:44 Type: Unk
Method: Accutest1(v23) Mode: CONC Corr. Factor: 1.000000
User: admin Custom ID1: Custom ID2: Custom ID3:
Comment:

Elem	Ba4554	Be3130	Cd2288	Co2286	Cr2677	Cu3247	Mn2576	Ni2316	Ag3280
Avg	**.1972**	**-.0001**	**.0001**	**.0019**	**.0007**	**.0013**	**.2075**	**.0001**	**.0009**
Stddev	.0002	.0002	.0001	.0002	.0001	.0001	.0003	.0003	.0003
%RSD	.1155	113.1	92.11	10.19	20.39	5.676	.1682	596.2	36.66
#1	.1974	-.0000	.0001	.0018	.0008	.0012	.2077	-.0002	.0011
#2	.1971	-.0003	.0000	.0020	.0006	.0013	.2072	.0003	.0007

Elem	V_2924	Zn2062	As1890	Tl1908	Pb2203	Se1960	Sb2068	Al3961	Ca3179
Avg	**.0010**	**.0008**	**.0017**	**.0002**	**.0002**	**.0022**	**-.0002**	**.2404**	**169.9**
Stddev	.0001	.0001	.0004	.0011	.0003	.0020	.0003	.0035	.2
%RSD	11.84	11.83	25.54	626.4	189.5	88.08	136.6	1.438	.1270
#1	.0009	.0007	.0014	-.0006	-.0001	.0008	-.0000	.2428	169.7
#2	.0011	.0008	.0020	.0009	.0004	.0036	-.0004	.2379	170.0

Elem	Fe2599	Mg2790	K_7664	Na5895	B_2089	Mo2020	Pd3404	Si2124	Sn1899
Avg	**8.610**	**13.65**	**30.50**	**268.6**	**.0399**	**-.0002**	**-.0010**	**1.709**	**-.0003**
Stddev	.023	.07	.06	4.0	.0001	.0002	.0002	.004	.0004
%RSD	.2700	.5200	.1975	1.505	.3549	95.76	20.62	.2419	148.1
#1	8.594	13.60	30.55	271.4	.0398	-.0001	-.0011	1.706	-.0006
#2	8.627	13.70	30.46	265.7	.0400	-.0004	-.0008	1.712	.0000

Elem	Sr4077	Ti3349	W_2079	Zr3391	S_1820	Bi2230	Li6707
Avg	**1.215**	**.0074**	**-.0283**	**-.0009**	**7.701**	**-.0019**	**.0017**
Stddev	.000	.0003	.0006	.0001	.004	.0005	.0003
%RSD	.0133	3.631	2.293	8.015	.0534	27.89	16.94
#1	1.215	.0072	-.0288	-.0010	7.704	-.0023	.0015
#2	1.215	.0076	-.0279	-.0009	7.698	-.0016	.0019

Int. Std.	Y_3600	Y_3710	Y_2243	In2306
Avg	**72491.**	**6401.3**	**2639.7**	**3704.8**
Stddev	95.	37.2	1.8	.3
%RSD	.13095	.58047	.06879	.00764
#1	72558.	6375.0	2640.9	3704.6
#2	72424.	6427.6	2638.4	3705.0

Zoom In Zoom Out

Sample Name: jb70192-3 Acquired: 6/27/2014 20:22:50 Type: Unk
Method: Accutest1(v23) Mode: CONC Corr. Factor: 1.000000
User: admin Custom ID1: Custom ID2: Custom ID3:
Comment:

Elem	Ba4554	Be3130	Cd2288	Co2286	Cr2677	Cu3247	Mn2576	Ni2316	Ag3280
Avg	**.2727**	**.0001**	**.0004**	**.0027**	**.0023**	**.0039**	**2.626**	**.0026**	**.0020**
Stddev	.0005	.0000	.0001	.0000	.0001	.0000	.003	.0006	.0002
%RSD	.1819	65.31	31.18	1.677	3.627	1.015	.1263	21.93	8.077
#1	.2723	.0000	.0003	.0027	.0023	.0038	2.624	.0022	.0021
#2	.2730	.0001	.0005	.0026	.0022	.0039	2.628	.0031	.0019

Elem	V_2924	Zn2062	As1890	Tl1908	Pb2203	Se1960	Sb2068	Al3961	Ca3179
Avg	**.0036**	**.0062**	**.0027**	**.0030**	**-.0001**	**.0014**	**.0002**	**.8532**	**186.2**
Stddev	.0000	.0001	.0008	.0001	.0007	.0004	.0001	.0028	.3
%RSD	.8280	1.555	29.20	4.844	1041.	30.48	38.95	.3324	.1828
#1	.0036	.0062	.0032	.0029	-.0006	.0011	.0003	.8512	186.5
#2	.0036	.0063	.0021	.0031	.0004	.0017	.0001	.8552	186.0

Elem	Fe2599	Mg2790	K_7664	Na5895	B_2089	Mo2020	Pd3404	Si2124	Sn1899
Avg	**13.23**	**17.63**	**18.96**	**460.4**	**.0731**	**-.0002**	**.0030**	**2.681**	**-.0011**
Stddev	.06	.05	.04	2.6	.0000	.0001	.0001	.000	.0002
%RSD	.4211	.2914	.1991	.5640	.0522	79.77	2.301	.0159	14.60
#1	13.27	17.67	18.93	458.6	.0732	-.0001	.0031	2.681	-.0012
#2	13.19	17.60	18.98	462.3	.0731	-.0003	.0030	2.681	-.0010

Elem	Sr4077	Ti3349	W_2079	Zr3391	S_1820	Bi2230	Li6707
Avg	**1.145**	**.0201**	**-.0282**	**-.0018**	**21.22**	**-.0002**	**.0019**
Stddev	.000	.0004	.0006	.0001	.01	.0015	.0004
%RSD	.0134	1.872	2.123	5.280	.0379	590.4	22.24
#1	1.145	.0203	-.0286	-.0018	21.22	.0008	.0016
#2	1.144	.0198	-.0278	-.0017	21.21	-.0013	.0022

Int. Std.	Y_3600	Y_3710	Y_2243	In2306
Avg	**71519.**	**6391.4**	**2598.4**	**3599.1**
Stddev	54.	14.3	2.0	.2
%RSD	.07593	.22402	.07752	.00500
#1	71557.	6381.3	2597.0	3599.2
#2	71480.	6401.5	2599.8	3599.0

Zoom In Zoom Out

Sample Name: jb70192-4 Acquired: 6/27/2014 20:28:56 Type: Unk
Method: Accutest1(v23) Mode: CONC Corr. Factor: 1.000000
User: admin Custom ID1: Custom ID2: Custom ID3:
Comment:

Elem	Ba4554	Be3130	Cd2288	Co2286	Cr2677	Cu3247	Mn2576	Ni2316	Ag3280
Avg	**.2031**	**.0001**	**.0002**	**.0159**	**.0023**	**.0023**	**.9530**	**.0021**	**.0009**
Stddev	.0011	.0000	.0002	.0001	.0004	.0007	.0069	.0001	.0001
%RSD	.5438	42.12	93.12	.4998	16.42	27.83	.7245	3.671	10.12
#1	.2039	.0001	.0001	.0158	.0020	.0019	.9481	.0021	.0010
#2	.2023	.0000	.0003	.0160	.0026	.0028	.9579	.0020	.0009

Elem	V_2924	Zn2062	As1890	Tl1908	Pb2203	Se1960	Sb2068	Al3961	Ca3179
Avg	**.0033**	**.0081**	**.0034**	**-.0010**	**.0006**	**.0021**	**-.0003**	**1.627**	**122.5**
Stddev	.0001	.0002	.0002	.0013	.0011	.0012	.0004	.011	.8
%RSD	1.590	2.631	5.097	129.1	196.4	57.42	162.7	.6760	.6772
#1	.0033	.0080	.0035	-.0001	.0014	.0013	.0000	1.635	123.1
#2	.0033	.0083	.0033	-.0020	-.0002	.0030	-.0006	1.619	121.9

Elem	Fe2599	Mg2790	K_7664	Na5895	B_2089	Mo2020	Pd3404	Si2124	Sn1899
Avg	**6.640**	**18.26**	**10.12**	**127.2**	**.0328**	**-.0003**	**.0028**	**3.008**	**-.0003**
Stddev	.022	.11	.10	1.0	.0008	.0002	.0012	.041	.0003
%RSD	.3380	.6063	1.005	.8150	2.530	51.06	44.23	1.348	94.37
#1	6.656	18.34	10.19	127.9	.0322	-.0005	.0019	2.979	-.0001
#2	6.624	18.19	10.04	126.5	.0334	-.0002	.0037	3.037	-.0005

Elem	Sr4077	Ti3349	W_2079	Zr3391	S_1820	Bi2230	Li6707
Avg	**.2546**	**.0376**	**-.0225**	**-.0014**	**17.24**	**-.0025**	**.0014**
Stddev	.0014	.0008	.0012	.0003	.23	.0009	.0001
%RSD	.5446	2.210	5.404	17.90	1.314	34.31	4.279
#1	.2556	.0382	-.0233	-.0013	17.08	-.0032	.0014
#2	.2536	.0370	-.0216	-.0016	17.40	-.0019	.0015

Int. Std.	Y_3600	Y_3710	Y_2243	In2306
Avg	**74500.**	**6524.3**	**2752.8**	**3914.5**
Stddev	719.	26.1	31.4	42.4
%RSD	.96540	.39998	1.1408	1.0819
#1	75008.	6505.9	2775.0	3944.5
#2	73991.	6542.8	2730.6	3884.6

Zoom In Zoom Out

Sample Name: jb70192-5 Acquired: 6/27/2014 20:34:56 Type: Unk
Method: Accutest1(v23) Mode: CONC Corr. Factor: 1.000000
User: admin Custom ID1: Custom ID2: Custom ID3:
Comment:

Elem	Ba4554	Be3130	Cd2288	Co2286	Cr2677	Cu3247	Mn2576	Ni2316	Ag3280
Avg	**.4082**	**-.0000**	**.0003**	**.0096**	**.0044**	**.0030**	**.6289**	**.0023**	**.0020**
Stddev	.0013	.0000	.0000	.0001	.0003	.0002	.0011	.0003	.0002
%RSD	.3257	641.8	15.94	1.333	7.091	7.333	.1767	12.78	7.403
#1	.4073	-.0000	.0003	.0097	.0046	.0032	.6281	.0021	.0021
#2	.4092	.0000	.0003	.0095	.0042	.0029	.6297	.0025	.0019

Elem	V_2924	Zn2062	As1890	Tl1908	Pb2203	Se1960	Sb2068	Al3961	Ca3179
Avg	**.0062**	**.0062**	**.0041**	**.0041**	**.0009**	**.0018**	**-.0008**	**3.555**	**161.1**
Stddev	.0002	.0000	.0006	.0004	.0006	.0025	.0000	.035	.9
%RSD	2.720	.4970	13.59	8.952	66.12	136.3	5.160	.9974	.5333
#1	.0063	.0062	.0037	.0043	.0014	.0036	-.0007	3.530	160.5
#2	.0061	.0062	.0045	.0038	.0005	.0001	-.0008	3.580	161.7

Elem	Fe2599	Mg2790	K_7664	Na5895	B_2089	Mo2020	Pd3404	Si2124	Sn1899
Avg	**15.47**	**14.84**	**25.11**	**470.6**	**.0355**	**.0001**	**.0054**	**5.870**	**-.0012**
Stddev	.04	.18	.09	2.7	.0007	.0001	.0012	.022	.0005
%RSD	.2616	1.182	.3433	.5675	2.102	65.66	21.49	.3828	46.18
#1	15.44	14.71	25.05	472.5	.0361	.0000	.0046	5.886	-.0008
#2	15.49	14.96	25.17	468.7	.0350	.0001	.0062	5.854	-.0016

Elem	Sr4077	Ti3349	W_2079	Zr3391	S_1820	Bi2230	Li6707
Avg	**1.473**	**.0846**	**-.0234**	**-.0026**	**15.61**	**.0003**	**.0034**
Stddev	.005	.0015	.0018	.0000	.00	.0013	.0008
%RSD	.3196	1.797	7.724	.7408	.0046	368.1	23.62
#1	1.470	.0835	-.0222	-.0026	15.61	-.0006	.0039
#2	1.477	.0857	-.0247	-.0026	15.61	.0012	.0028

Int. Std.	Y_3600	Y_3710	Y_2243	In2306
Avg	**71658.**	**6375.5**	**2624.7**	**3611.0**
Stddev	46.	55.2	5.3	4.9
%RSD	.06391	.86612	.20052	.13477
#1	71690.	6414.5	2620.9	3607.6
#2	71625.	6336.4	2628.4	3614.4

Zoom In Zoom Out

Sample Name: ccv Acquired: 6/27/2014 20:41:03 Type: QC
Method: Accutest1(v23) Mode: CONC Corr. Factor: 1.000000
User: admin Custom ID1: Custom ID2: Custom ID3:
Comment:

Elem	Ba4554	Be3130	Cd2288	Co2286	Cr2677	Cu3247	Mn2576	Ni2316	Ag3280
Units	ppm	ppm	ppm	ppm	ppm	ppm	ppm	ppm	ppm
Avg	**2.010**	**2.018**	**2.002**	**2.044**	**2.061**	**1.951**	**2.078**	**2.050**	**.2507**
Stddev	.003	.003	.002	.004	.008	.002	.002	.003	.0012
%RSD	.1238	.1585	.1170	.1956	.3824	.0908	.1162	.1646	.4944
#1	2.008	2.016	2.001	2.047	2.067	1.950	2.079	2.052	.2516
#2	2.012	2.020	2.004	2.041	2.056	1.952	2.076	2.047	.2499
Check ?	Chk Pass	Chk Pass	Chk Pass	Chk Pass	Chk Pass	Chk Pass	Chk Pass	Chk Pass	Chk Pass
Value									
Range									

Elem	V_2924	Zn2062	As1890	Tl1908	Pb2203	Se1960	Sb2068	Al3961	Ca3179
Units	ppm	ppm	ppm	ppm	ppm	ppm	ppm	ppm	ppm
Avg	**2.024**	**2.062**	**1.991**	**2.092**	**2.057**	**1.987**	**1.993**	**40.09**	**40.87**
Stddev	.004	.007	.000	.002	.001	.002	.005	.02	.04
%RSD	.2208	.3195	.0192	.1130	.0284	.0996	.2537	.0439	.0961
#1	2.027	2.067	1.991	2.090	2.058	1.989	1.989	40.08	40.84
#2	2.021	2.057	1.990	2.093	2.057	1.986	1.997	40.10	40.90
Check ?	Chk Pass	Chk Pass	Chk Pass	Chk Pass	Chk Pass	Chk Pass	Chk Pass	Chk Pass	Chk Pass
Value									
Range									

Elem	Fe2599	Mg2790	K_7664	Na5895	B_2089	Mo2020	Pd3404	Si2124	Sn1899
Units	ppm	ppm	ppm	ppm	ppm	ppm	ppm	ppm	ppm
Avg	**41.64**	**40.97**	**40.87**	**40.89**	**2.011**	**2.030**	**1.987**	**5.032**	**2.074**
Stddev	.04	.08	.12	.10	.005	.001	.011	.004	.003
%RSD	.0931	.1983	.2823	.2560	.2373	.0512	.5449	.0781	.1618
#1	41.67	41.03	40.79	40.82	2.008	2.029	1.980	5.029	2.077
#2	41.61	40.91	40.95	40.97	2.015	2.030	1.995	5.035	2.072
Check ?	Chk Pass	Chk Pass	Chk Pass	Chk Pass	Chk Pass	Chk Pass	Chk Pass	Chk Pass	Chk Pass
Value									
Range									

Zoom In Zoom Out

Sample Name: ccv Acquired: 6/27/2014 20:41:03 Type: QC
Method: Accutest1(v23) Mode: CONC Corr. Factor: 1.000000
User: admin Custom ID1: Custom ID2: Custom ID3:
Comment:

Elem	Sr4077	Ti3349	W_2079	Zr3391	S_1820	Bi2230	Li6707
Units	ppm	ppm	ppm	ppm	ppm	ppm	ppm
Avg	**2.013**	**2.024**	**2.005**	**1.995**	**1.936**	**2.003**	**2.046**
Stddev	.004	.002	.004	.004	.004	.011	.009
%RSD	.2096	.0764	.1745	.2068	.2124	.5437	.4640
#1	2.010	2.025	2.003	1.998	1.933	1.996	2.039
#2	2.016	2.023	2.008	1.992	1.939	2.011	2.053
Check ?	Chk Pass	Chk Pass	Chk Pass	Chk Pass	Chk Pass	Chk Pass	Chk Pass
Value							
Range							

Int. Std.	Y_3600	Y_3710	Y_2243	In2306
Units	Cts/S	Cts/S	Cts/S	Cts/S
Avg	**75194.**	**6442.8**	**2829.3**	**3970.4**
Stddev	228.	20.7	.7	3.7
%RSD	.30353	.32194	.02535	.09239
#1	75033.	6428.1	2829.8	3967.9
#2	75355.	6457.4	2828.8	3973.0

Zoom In Zoom Out

Sample Name: ccb Acquired: 6/27/2014 20:46:53 Type: QC
Method: Accutest1(v23) Mode: CONC Corr. Factor: 1.000000
User: admin Custom ID1: Custom ID2: Custom ID3:
Comment:

Elem	Ba4554	Be3130	Cd2288	Co2286	Cr2677	Cu3247	Mn2576	Ni2316	Ag3280
Units	ppm	ppm	ppm	ppm	ppm	ppm	ppm	ppm	ppm
Avg	**.0008**	**.0003**	**.0003**	**.0002**	**.0009**	**.0001**	**.0004**	**.0003**	**-.0003**
Stddev	.0005	.0001	.0002	.0001	.0002	.0003	.0001	.0000	.0002
%RSD	58.57	39.03	62.79	66.24	23.10	228.7	16.58	12.47	71.55
#1	.0005	.0003	.0004	.0001	.0008	-.0001	.0005	.0004	-.0001
#2	.0011	.0002	.0001	.0003	.0011	.0004	.0004	.0003	-.0004
Check ?	Chk Pass	Chk Pass	Chk Pass	Chk Pass	Chk Pass	Chk Pass	Chk Pass	Chk Pass	Chk Pass
High Limit									
Low Limit									

Elem	V_2924	Zn2062	As1890	Tl1908	Pb2203	Se1960	Sb2068	Al3961	Ca3179
Units	ppm	ppm	ppm	ppm	ppm	ppm	ppm	ppm	ppm
Avg	**.0001**	**.0005**	**-.0002**	**.0009**	**-.0005**	**.0012**	**.0002**	**.0078**	**.0204**
Stddev	.0001	.0000	.0004	.0014	.0001	.0003	.0011	.0033	.0072
%RSD	159.3	2.871	197.6	155.9	21.73	29.76	633.4	41.98	35.22
#1	-.0000	.0005	.0001	.0019	-.0005	.0009	.0009	.0101	.0255
#2	.0001	.0005	-.0005	-.0001	-.0006	.0014	-.0006	.0055	.0154
Check ?	Chk Pass	Chk Pass	Chk Pass	Chk Pass	Chk Pass	Chk Pass	Chk Pass	Chk Pass	Chk Pass
High Limit									
Low Limit									

Elem	Fe2599	Mg2790	K_7664	Na5895	B_2089	Mo2020	Pd3404	Si2124	Sn1899
Units	ppm	ppm	ppm	ppm	ppm	ppm	ppm	ppm	ppm
Avg	**.0142**	**.0321**	**.0203**	**.1040**	**.0009**	**.0011**	**.0006**	**.0010**	**.0006**
Stddev	.0020	.0245	.0014	.0050	.0002	.0003	.0002	.0000	.0005
%RSD	14.02	76.40	6.926	4.834	21.38	22.85	25.15	2.812	77.92
#1	.0128	.0148	.0193	.1004	.0008	.0013	.0007	.0010	.0010
#2	.0156	.0495	.0213	.1075	.0010	.0009	.0005	.0010	.0003
Check ?	Chk Pass	Chk Pass	Chk Pass	Chk Pass	Chk Pass	Chk Pass	Chk Pass	Chk Pass	Chk Pass
High Limit									
Low Limit									

Zoom In Zoom Out

Sample Name: ccb Acquired: 6/27/2014 20:46:53 Type: QC
Method: Accutest1(v23) Mode: CONC Corr. Factor: 1.000000
User: admin Custom ID1: Custom ID2: Custom ID3:
Comment:

Elem	Sr4077	Ti3349	W_2079	Zr3391	S_1820	Bi2230	Li6707
Units	ppm	ppm	ppm	ppm	ppm	ppm	ppm
Avg	**.0005**	**.0003**	**-.0069**	**.0001**	**.0031**	**-.0017**	**.0002**
Stddev	.0000	.0003	.0001	.0001	.0015	.0012	.0002
%RSD	9.259	88.76	1.346	34.71	49.02	71.77	140.9
#1	.0005	.0001	-.0068	.0002	.0021	-.0025	.0003
#2	.0005	.0005	-.0069	.0001	.0042	-.0008	.0000
Check ?	Chk Pass	Chk Pass	Chk Pass	Chk Pass	Chk Pass	Chk Pass	Chk Pass
High Limit							
Low Limit							

Int. Std.	Y_3600	Y_3710	Y_2243	In2306
Units	Cts/S	Cts/S	Cts/S	Cts/S
Avg	**78006.**	**6625.5**	**3027.5**	**4541.8**
Stddev	216.	33.3	4.0	5.5
%RSD	.27637	.50202	.13283	.12093
#1	78159.	6649.0	3030.3	4537.9
#2	77854.	6602.0	3024.6	4545.7

Zoom In Zoom Out

Sample Name: crid Acquired: 6/27/2014 20:52:59 Type: QC
Method: Accutest1(v23) Mode: CONC Corr. Factor: 1.000000
User: admin Custom ID1: Custom ID2: Custom ID3:
Comment:

Elem	Ba4554	Be3130	Cd2288	Co2286	Cr2677	Cu3247	Mn2576	Ni2316
Units	ppm	ppm	ppm	ppm	ppm	ppm	ppm	ppm
Avg	**.0042**	**.0009**	**.0009**	**.0031**	**.0021**	**.0015**	**.0033**	**.0040**
Stddev	.0002	.0001	.0001	.0001	.0003	.0000	.0000	.0003
%RSD	4.407	6.918	13.31	2.270	14.34	1.977	.8306	6.578
#1	.0043	.0010	.0010	.0032	.0024	.0015	.0033	.0042
#2	.0041	.0009	.0008	.0031	.0019	.0015	.0033	.0038
Check ?	Chk Pass	Chk Pass	Chk Pass	Chk Pass	Chk Pass	Chk Pass	Chk Pass	Chk Pass
Value								
Range								

Elem	Ag3280	V_2924	Zn2062	As1890	Tl1908	Pb2203	Se1960	Sb2068
Units	ppm	ppm	ppm	ppm	ppm	ppm	ppm	ppm
Avg	F **.0006**	**.0022**	**.0116**	**.0026**	**.0025**	**.0025**	**.0047**	**.0034**
Stddev	.0002	.0001	.0000	.0001	.0003	.0003	.0003	.0007
%RSD	34.53	6.252	.0806	2.222	13.24	11.84	5.739	19.17
#1	.0008	.0021	.0116	.0025	.0022	.0027	.0045	.0039
#2	.0005	.0023	.0116	.0026	.0027	.0023	.0049	.0029
Check ?	Chk Fail	Chk Pass	Chk Pass	Chk Pass	Chk Pass	Chk Pass	Chk Pass	Chk Pass
Value	.0010							
Range	-30.00%							

Elem	Al3961	Ca3179	Fe2599	Mg2790	K_7664	Na5895	B_2089	Mo2020
Units	ppm	ppm	ppm	ppm	ppm	ppm	ppm	ppm
Avg	**.1071**	**1.068**	**.0023**	**.1167**	**2.068**	**1.114**	**.0097**	**-.0001**
Stddev	.0070	.011	.0017	.0003	.010	.010	.0004	.0000
%RSD	6.517	1.071	73.75	.2834	.4663	.9359	4.401	40.24
#1	.1021	1.060	.0011	.1165	2.061	1.107	.0094	-.0001
#2	.1120	1.076	.0035	.1169	2.074	1.122	.0100	-.0001
Check ?	Chk Pass	Chk Pass	None	Chk Pass	Chk Pass	Chk Pass	Chk Pass	None
Value								
Range								

Zoom In Zoom Out

Sample Name: crid Acquired: 6/27/2014 20:52:59 Type: QC
Method: Accutest1(v23) Mode: CONC Corr. Factor: 1.000000
User: admin Custom ID1: Custom ID2: Custom ID3:
Comment:

Elem	Pd3404	Si2124	Sn1899	Sr4077	Ti3349	W_2079	Zr3391	S_1820
Units	ppm	ppm	ppm	ppm	ppm	ppm	ppm	ppm
Avg	**-.0004**	**-.0016**	**.0002**	**.0001**	**-.0003**	F **-.0084**	F **-.0003**	F **.0013**
Stddev	.0003	.0001	.0009	.0001	.0003	.0004	.0000	.0005
%RSD	79.23	5.024	404.0	68.18	88.26	4.924	11.88	36.35
#1	-.0006	-.0017	-.0004	.0002	-.0001	-.0081	-.0004	.0010
#2	-.0002	-.0016	.0009	.0001	-.0005	-.0086	-.0003	.0016
Check ?	None	None	None	None	None	Chk Fail	Chk Fail	Chk Fail
Value						.0040	.0040	.0040
Range						-30.00%	-30.00%	-30.00%

Elem	Bi2230	Li6707
Units	ppm	ppm
Avg	F **-.0022**	F **.0002**
Stddev	.0013	.0002
%RSD	58.53	82.79
#1	-.0013	.0003
#2	-.0032	.0001
Check ?	Chk Fail	Chk Fail
Value	.0040	.0040
Range	-30.00%	-30.00%

Int. Std.	Y_3600	Y_3710	Y_2243	In2306
Units	Cts/S	Cts/S	Cts/S	Cts/S
Avg	**77401.**	**6625.5**	**2992.5**	**4477.4**
Stddev	39.	20.3	7.6	12.7
%RSD	.05085	.30679	.25242	.28367
#1	77374.	6639.9	2987.1	4468.4
#2	77429.	6611.2	2997.8	4486.4

Zoom In Zoom Out

Sample Name: cri Acquired: 6/27/2014 20:59:04 Type: QC
Method: Accutest1(v23) Mode: CONC Corr. Factor: 1.000000
User: admin Custom ID1: Custom ID2: Custom ID3:
Comment:

Elem	Ba4554	Be3130	Cd2288	Co2286	Cr2677	Cu3247	Mn2576	Ni2316	Ag3280
Units	ppm	ppm	ppm	ppm	ppm	ppm	ppm	ppm	ppm
Avg	**.2048**	**.0021**	**.0031**	**.0512**	**.0109**	**.0098**	**.0165**	**.0104**	**.0043**
Stddev	.0010	.0001	.0001	.0000	.0004	.0001	.0001	.0005	.0004
%RSD	.4756	4.417	3.593	.0469	3.426	1.054	.6474	4.714	9.122
#1	.2055	.0022	.0030	.0511	.0106	.0097	.0164	.0107	.0040
#2	.2042	.0020	.0032	.0512	.0112	.0099	.0165	.0100	.0045
Check ?	Chk Pass	Chk Pass	Chk Pass	Chk Pass	Chk Pass	Chk Pass	Chk Pass	Chk Pass	Chk Pass
Value									
Range									

Elem	V_2924	Zn2062	As1890	Tl1908	Pb2203	Se1960	Sb2068	Al3961	Ca3179
Units	ppm	ppm	ppm	ppm	ppm	ppm	ppm	ppm	ppm
Avg	**.0560**	**.0238**	**.0077**	**.0099**	**.0033**	**.0118**	**.0054**	**.2129**	**5.304**
Stddev	.0004	.0000	.0005	.0009	.0008	.0009	.0007	.0102	.007
%RSD	.6580	.1619	6.226	9.208	25.13	7.857	12.38	4.770	.1262
#1	.0557	.0238	.0080	.0093	.0027	.0112	.0050	.2201	5.299
#2	.0562	.0239	.0074	.0106	.0039	.0125	.0059	.2057	5.309
Check ?	Chk Pass	Chk Pass	Chk Pass	Chk Pass	Chk Pass	Chk Pass	Chk Pass	Chk Pass	Chk Pass
Value									
Range									

Elem	Fe2599	Mg2790	K_7664	Na5895	B_2089	Mo2020	Pd3404	Si2124	Sn1899
Units	ppm	ppm	ppm	ppm	ppm	ppm	ppm	ppm	ppm
Avg	**.1117**	**5.342**	**5.059**	**5.285**	**.1006**	**.0204**	**.0624**	**.2039**	**.0107**
Stddev	.0048	.087	.025	.021	.0006	.0001	.0002	.0005	.0002
%RSD	4.301	1.629	.4939	.3925	.5884	.3280	.3327	.2370	2.151
#1	.1083	5.403	5.077	5.300	.1001	.0203	.0625	.2036	.0108
#2	.1151	5.280	5.042	5.270	.1010	.0204	.0622	.2043	.0105
Check ?	Chk Pass	Chk Pass	Chk Pass	Chk Pass	Chk Pass	Chk Pass	Chk Pass	Chk Pass	Chk Pass
Value									
Range									

Zoom In Zoom Out

Sample Name: cri Acquired: 6/27/2014 20:59:04 Type: QC
Method: Accutest1(v23) Mode: CONC Corr. Factor: 1.000000
User: admin Custom ID1: Custom ID2: Custom ID3:
Comment:

Elem	Sr4077	Ti3349	W_2079	Zr3391	S_1820	Bi2230	Li6707
Units	ppm	ppm	ppm	ppm	ppm	ppm	ppm
Avg	**.0107**	**.0109**	**.0445**	**.0111**	**.0500**	**.0183**	**.0209**
Stddev	.0000	.0000	.0001	.0002	.0014	.0001	.0000
%RSD	.1586	.0906	.1269	2.229	2.830	.5300	.1596
#1	.0107	.0109	.0445	.0109	.0490	.0184	.0210
#2	.0107	.0109	.0444	.0113	.0510	.0182	.0209
Check ?	Chk Pass	Chk Pass	Chk Pass	Chk Pass	Chk Pass	Chk Pass	Chk Pass
Value							
Range							

Int. Std.	Y_3600	Y_3710	Y_2243	In2306
Units	Cts/S	Cts/S	Cts/S	Cts/S
Avg	**77655.**	**6546.3**	**2968.2**	**4414.0**
Stddev	121.	14.9	10.7	16.3
%RSD	.15561	.22814	.36002	.37026
#1	77740.	6535.8	2975.7	4425.5
#2	77569.	6556.9	2960.6	4402.4

Zoom In Zoom Out

Sample Name: cria Acquired: 6/27/2014 21:05:06 Type: QC
Method: Accutest1(v23) Mode: CONC Corr. Factor: 1.000000
User: admin Custom ID1: Custom ID2: Custom ID3:
Comment:

Elem	Ba4554	Be3130	Cd2288	Co2286	Cr2677	Cu3247	Mn2576	Ni2316	Ag3280
Units	ppm	ppm	ppm	ppm	ppm	ppm	ppm	ppm	ppm
Avg	**.0004**	**-.0001**	**-.0001**	**-.0001**	**.0003**	**-.0004**	**.0001**	**.0000**	**-.0003**
Stddev	.0001	.0002	.0001	.0000	.0004	.0001	.0000	.0000	.0005
%RSD	25.63	124.8	76.58	19.64	124.7	30.76	1.714	166.9	168.3
#1	.0003	-.0000	-.0001	-.0001	.0005	-.0004	.0001	.0000	-.0007
#2	.0004	-.0002	-.0002	-.0001	.0000	-.0003	.0001	-.0000	.0001
Check ?	None	None	None	None	None	None	None	None	None
Value									
Range									

Elem	V_2924	Zn2062	As1890	Tl1908	Pb2203	Se1960	Sb2068	Al3961	Ca3179
Units	ppm	ppm	ppm	ppm	ppm	ppm	ppm	ppm	ppm
Avg	**-.0000**	**.0001**	**.0186**	**.0015**	**.0198**	**.0197**	**.0181**	**.5142**	**.0054**
Stddev	.0001	.0000	.0000	.0000	.0002	.0001	.0007	.0129	.0014
%RSD	6281.	10.17	.0708	1.039	1.140	.4166	3.910	2.508	26.82
#1	.0001	.0001	.0186	.0015	.0197	.0197	.0176	.5051	.0044
#2	-.0001	.0001	.0186	.0015	.0200	.0196	.0186	.5233	.0064
Check ?	None	None	Chk Pass	None	Chk Pass	Chk Pass	Chk Pass	Chk Pass	None
Value									
Range									

Elem	Fe2599	Mg2790	K_7664	Na5895	B_2089	Mo2020	Pd3404	Si2124	Sn1899
Units	ppm	ppm	ppm	ppm	ppm	ppm	ppm	ppm	ppm
Avg	**.5567**	**-.0010**	**.0115**	**.0403**	**-.0001**	**-.0004**	**.0002**	**-.0016**	**.0003**
Stddev	.0018	.0349	.0032	.0102	.0003	.0002	.0001	.0005	.0003
%RSD	.3146	3481.	27.75	25.26	312.6	51.45	81.59	33.64	99.93
#1	.5579	.0237	.0137	.0475	-.0003	-.0003	.0001	-.0012	.0001
#2	.5555	-.0257	.0092	.0331	.0001	-.0006	.0003	-.0020	.0005
Check ?	Chk Pass	None	None	None	None	None	None	None	None
Value									
Range									

Zoom In Zoom Out

Sample Name: cria Acquired: 6/27/2014 21:05:06 Type: QC
Method: Accutest1(v23) Mode: CONC Corr. Factor: 1.000000
User: admin Custom ID1: Custom ID2: Custom ID3:
Comment:

Elem	Sr4077	Ti3349	W_2079	Zr3391	S_1820	Bi2230	Li6707
Units	ppm	ppm	ppm	ppm	ppm	ppm	ppm
Avg	**.0000**	**.0000**	**-.0099**	**-.0005**	**.0007**	**-.0022**	**-.0000**
Stddev	.0000	.0003	.0000	.0000	.0005	.0002	.0005
%RSD	102.8	676.8	.0073	5.871	74.84	8.488	5363.
#1	.0001	.0002	-.0099	-.0005	.0010	-.0023	-.0003
#2	.0000	-.0002	-.0099	-.0005	.0003	-.0020	.0003
Check ?	None	None	None	None	None	None	None
Value							
Range							

Int. Std.	Y_3600	Y_3710	Y_2243	In2306
Units	Cts/S	Cts/S	Cts/S	Cts/S
Avg	**78418.**	**6630.1**	**3031.2**	**4546.2**
Stddev	5.	17.7	3.3	3.0
%RSD	.00621	.26757	.10737	.06682
#1	78414.	6642.6	3033.5	4548.4
#2	78421.	6617.5	3028.9	4544.1

Zoom In Zoom Out

Sample Name: crid Acquired: 6/27/2014 21:11:11 Type: QC
Method: Accutest1(v23) Mode: CONC Corr. Factor: 1.000000
User: admin Custom ID1: Custom ID2: Custom ID3:
Comment:

Elem	Ba4554	Be3130	Cd2288	Co2286	Cr2677	Cu3247	Mn2576	Ni2316
Units	ppm	ppm	ppm	ppm	ppm	ppm	ppm	ppm
Avg	**.0040**	**.0009**	**.0010**	**.0030**	**.0016**	**.0018**	**.0033**	**.0039**
Stddev	.0000	.0000	.0002	.0000	.0002	.0001	.0001	.0003
%RSD	.2037	2.379	16.14	.9894	11.81	4.261	1.690	8.327
#1	.0040	.0009	.0011	.0030	.0015	.0018	.0033	.0037
#2	.0040	.0009	.0009	.0031	.0018	.0019	.0032	.0042
Check ?	Chk Pass	Chk Pass	Chk Pass	Chk Pass	Chk Pass	Chk Pass	Chk Pass	Chk Pass
Value								
Range								

Elem	Ag3280	V_2924	Zn2062	As1890	Tl1908	Pb2203	Se1960	Sb2068
Units	ppm	ppm	ppm	ppm	ppm	ppm	ppm	ppm
Avg	F **.0005**	**.0023**	**.0116**	**.0022**	**.0025**	F **.0015**	F **.0035**	F **.0017**
Stddev	.0000	.0002	.0000	.0001	.0001	.0003	.0009	.0002
%RSD	1.448	9.657	.0747	6.465	4.616	17.99	27.26	10.62
#1	.0005	.0025	.0116	.0023	.0024	.0017	.0028	.0016
#2	.0005	.0022	.0116	.0021	.0026	.0013	.0042	.0019
Check ?	Chk Fail	Chk Pass	Chk Pass	Chk Pass	Chk Pass	Chk Fail	Chk Fail	Chk Fail
Value	.0010					.0025	.0050	.0030
Range	-30.00%					-30.00%	-30.00%	-30.00%

Elem	Al3961	Ca3179	Fe2599	Mg2790	K_7664	Na5895	B_2089	Mo2020
Units	ppm	ppm	ppm	ppm	ppm	ppm	ppm	ppm
Avg	**.1186**	**1.052**	**.0005**	F **.1343**	**2.030**	**1.082**	**.0095**	**-.0003**
Stddev	.0166	.003	.0053	.0231	.022	.005	.0006	.0000
%RSD	13.99	.3200	1160.	17.20	1.090	.4238	6.268	2.983
#1	.1304	1.050	-.0033	.1506	2.046	1.079	.0099	-.0003
#2	.1069	1.054	.0042	.1180	2.015	1.086	.0090	-.0003
Check ?	Chk Pass	Chk Pass	None	Chk Fail	Chk Pass	Chk Pass	Chk Pass	None
Value				.1000				
Range				30.00%				

Zoom In Zoom Out

Sample Name: crid Acquired: 6/27/2014 21:11:11 Type: QC
Method: Accutest1(v23) Mode: CONC Corr. Factor: 1.000000
User: admin Custom ID1: Custom ID2: Custom ID3:
Comment:

Elem	Pd3404	Si2124	Sn1899	Sr4077	Ti3349	W_2079	Zr3391	S_1820
Units	ppm	ppm	ppm	ppm	ppm	ppm	ppm	ppm
Avg	**-.0005**	**-.0018**	**-.0001**	**.0001**	**-.0003**	F **-.0104**	F **-.0004**	**.0030**
Stddev	.0005	.0004	.0005	.0001	.0003	.0003	.0002	.0011
%RSD	101.6	22.72	692.1	68.09	106.1	3.141	35.10	34.79
#1	-.0002	-.0015	.0003	.0000	-.0005	-.0102	-.0003	.0023
#2	-.0009	-.0021	-.0004	.0001	-.0001	-.0107	-.0005	.0038
Check ?	None	None	None	None	None	Chk Fail	Chk Fail	Chk Pass
Value						.0040	.0040	
Range						-30.00%	-30.00%	

Elem	Bi2230	Li6707
Units	ppm	ppm
Avg	F **-.0032**	F **-.0001**
Stddev	.0011	.0001
%RSD	34.76	113.4
#1	-.0024	-.0000
#2	-.0039	-.0001
Check ?	Chk Fail	Chk Fail
Value	.0040	.0040
Range	-30.00%	-30.00%

Int. Std.	Y_3600	Y_3710	Y_2243	In2306
Units	Cts/S	Cts/S	Cts/S	Cts/S
Avg	**78115.**	**6625.0**	**3004.8**	**4490.1**
Stddev	44.	32.4	11.6	18.8
%RSD	.05596	.48895	.38541	.41777
#1	78146.	6647.9	3012.9	4503.4
#2	78084.	6602.0	2996.6	4476.8

Zoom In Zoom Out

Sample Name: icsa Acquired: 6/27/2014 21:17:17 Type: QC
Method: Accutest1(v23) Mode: CONC Corr. Factor: 1.000000
User: admin Custom ID1: Custom ID2: Custom ID3:
Comment:

Elem	Ba4554	Be3130	Cd2288	Co2286	Cr2677	Cu3247	Mn2576	Ni2316	Ag3280
Units	ppm	ppm	ppm	ppm	ppm	ppm	ppm	ppm	ppm
Avg	**-.0011**	**.0007**	**.0016**	**-.0008**	**-.0015**	**-.0033**	**.0031**	**.0003**	**.0060**
Stddev	.0001	.0001	.0003	.0001	.0003	.0004	.0001	.0003	.0010
%RSD	9.430	18.69	20.97	10.67	20.47	11.84	4.012	113.0	17.10
#1	-.0010	.0008	.0013	-.0007	-.0017	-.0036	.0030	.0001	.0053
#2	-.0012	.0006	.0018	-.0009	-.0012	-.0030	.0031	.0005	.0068
Check ?	Chk Pass	Chk Pass	Chk Pass	Chk Pass	Chk Pass	Chk Pass	Chk Pass	Chk Pass	Chk Pass
High Limit									
Low Limit									

Elem	V_2924	Zn2062	As1890	Tl1908	Pb2203	Se1960	Sb2068	Al3961	Ca3179
Units	ppm	ppm	ppm	ppm	ppm	ppm	ppm	ppm	ppm
Avg	**.0035**	**.0020**	**.0007**	**-.0023**	**-.0034**	**.0067**	**.0012**	**532.8**	**407.0**
Stddev	.0001	.0000	.0019	.0022	.0038	.0029	.0041	2.5	1.7
%RSD	1.469	2.278	292.5	92.36	112.6	42.76	338.6	.4609	.4163
#1	.0034	.0020	.0020	-.0039	-.0060	.0087	-.0017	531.1	405.8
#2	.0035	.0020	-.0007	-.0008	-.0007	.0047	.0042	534.6	408.2
Check ?	Chk Pass	Chk Pass	Chk Pass	Chk Pass	Chk Pass	Chk Pass	Chk Pass	Chk Pass	Chk Pass
High Limit									
Low Limit									

Elem	Fe2599	Mg2790	K_7664	Na5895	B_2089	Mo2020	Pd3404	Si2124	Sn1899
Units	ppm	ppm	ppm	ppm	ppm	ppm	ppm	ppm	ppm
Avg	**198.0**	**529.5**	**-.0285**	**.0590**	**-.0021**	**-.0000**	**-.0113**	**-.0056**	**-.0019**
Stddev	.8	1.4	.0003	.0014	.0004	.0001	.0014	.0022	.0006
%RSD	.4185	.2737	1.122	2.296	21.03	282.5	12.77	39.08	33.16
#1	197.4	528.5	-.0283	.0600	-.0018	.0000	-.0102	-.0072	-.0015
#2	198.6	530.5	-.0287	.0581	-.0024	-.0001	-.0123	-.0041	-.0024
Check ?	Chk Pass	Chk Pass	Chk Pass	Chk Pass	Chk Pass	Chk Pass	Chk Pass	Chk Pass	Chk Pass
High Limit									
Low Limit									

Zoom In Zoom Out

Sample Name: icsa Acquired: 6/27/2014 21:17:17 Type: QC
Method: Accutest1(v23) Mode: CONC Corr. Factor: 1.000000
User: admin Custom ID1: Custom ID2: Custom ID3:
Comment:

Elem	Sr4077	Ti3349	W_2079	Zr3391	S_1820	Bi2230	Li6707
Units	ppm	ppm	ppm	ppm	ppm	ppm	ppm
Avg	**-.0056**	**.0021**	**-.0520**	**.0022**	**-.0271**	**.0272**	**.0042**
Stddev	.0000	.0001	.0008	.0001	.0014	.0008	.0008
%RSD	.6111	2.546	1.479	4.863	5.084	2.988	18.13
#1	-.0055	.0021	-.0515	.0021	-.0281	.0278	.0037
#2	-.0056	.0022	-.0526	.0022	-.0261	.0266	.0047
Check ?	Chk Pass	Chk Pass	Chk Pass	Chk Pass	Chk Pass	Chk Pass	Chk Pass
High Limit							
Low Limit							

Int. Std.	Y_3600	Y_3710	Y_2243	In2306
Units	Cts/S	Cts/S	Cts/S	Cts/S
Avg	**69206.**	**6112.1**	**2494.6**	**3354.8**
Stddev	227.	44.9	5.6	5.7
%RSD	.32830	.73525	.22513	.16931
#1	69366.	6143.9	2498.5	3358.8
#2	69045.	6080.3	2490.6	3350.8

Zoom In Zoom Out

Sample Name: ICSAB Acquired: 6/27/2014 21:23:16 Type: QC
Method: Accutest1(v23) Mode: CONC Corr. Factor: 1.000000
User: admin Custom ID1: Custom ID2: Custom ID3:
Comment:

Elem	Ba4554	Be3130	Cd2288	Co2286	Cr2677	Cu3247	Mn2576	Ni2316	Ag3280
Units	ppm	ppm	ppm	ppm	ppm	ppm	ppm	ppm	ppm
Avg	**.5136**	**.5101**	**1.029**	**.4912**	**.4894**	**.5136**	**.5086**	**.9611**	**1.064**
Stddev	.0006	.0011	.004	.0011	.0013	.0013	.0000	.0017	.002
%RSD	.1256	.2121	.3882	.2323	.2578	.2491	.0068	.1734	.1787
#1	.5140	.5109	1.032	.4920	.4885	.5127	.5086	.9623	1.062
#2	.5131	.5093	1.026	.4904	.4903	.5145	.5086	.9600	1.065
Check ?	Chk Pass	Chk Pass	Chk Pass	Chk Pass	Chk Pass	Chk Pass	Chk Pass	Chk Pass	Chk Pass
Value									
Range									

Elem	V_2924	Zn2062	As1890	Tl1908	Pb2203	Se1960	Sb2068	Al3961	Ca3179
Units	ppm	ppm	ppm	ppm	ppm	ppm	ppm	ppm	ppm
Avg	**.5123**	**.9787**	**1.078**	**.9645**	**.9647**	**1.069**	**1.035**	**532.8**	**401.2**
Stddev	.0004	.0011	.001	.0033	.0013	.001	.005	2.8	.8
%RSD	.0802	.1142	.1077	.3436	.1324	.0870	.5361	.5330	.1876
#1	.5120	.9795	1.078	.9669	.9656	1.068	1.039	534.8	401.7
#2	.5126	.9779	1.077	.9622	.9638	1.070	1.031	530.8	400.7
Check ?	Chk Pass	Chk Pass	Chk Pass	Chk Pass	Chk Pass	Chk Pass	Chk Pass	Chk Pass	Chk Pass
Value									
Range									

Elem	Fe2599	Mg2790	K_7664	Na5895	B_2089	Mo2020	Pd3404	Si2124	Sn1899
Units	ppm	ppm	ppm	ppm	ppm	ppm	ppm	ppm	ppm
Avg	**200.2**	**530.2**	**-.0145**	**.0581**	**.0044**	**.5054**	**.5430**	**-.0045**	**-.0029**
Stddev	.6	.3	.0405	.0084	.0015	.0010	.0003	.0004	.0010
%RSD	.3037	.0634	279.5	14.49	33.75	.1950	.0502	8.564	32.81
#1	200.6	530.0	.0141	.0641	.0055	.5061	.5428	-.0047	-.0022
#2	199.8	530.4	-.0431	.0522	.0034	.5047	.5432	-.0042	-.0036
Check ?	Chk Pass	Chk Pass	None	None	None	Chk Pass	Chk Pass	None	None
Value									
Range									

Zoom In Zoom Out

Sample Name: ICSAB Acquired: 6/27/2014 21:23:16 Type: QC
Method: Accutest1(v23) Mode: CONC Corr. Factor: 1.000000
User: admin Custom ID1: Custom ID2: Custom ID3:
Comment:

Elem	Sr4077	Ti3349	W_2079	Zr3391	S_1820	Bi2230	Li6707
Units	ppm	ppm	ppm	ppm	ppm	ppm	ppm
Avg	**-.0055**	**.0020**	**.4961**	**.5042**	**.4822**	**.5745**	F **.6011**
Stddev	.0001	.0001	.0012	.0045	.0003	.0020	.0016
%RSD	2.163	4.069	.2436	.9004	.0658	.3457	.2711
#1	-.0054	.0019	.4953	.5010	.4820	.5759	.6023
#2	-.0055	.0020	.4970	.5074	.4824	.5731	.6000
Check ?	None	None	Chk Pass	Chk Pass	Chk Pass	Chk Pass	Chk Fail
Value							.5000
Range							20.00%

Int. Std.	Y_3600	Y_3710	Y_2243	In2306
Units	Cts/S	Cts/S	Cts/S	Cts/S
Avg	**69408.**	**6079.3**	**2514.4**	**3390.7**
Stddev	121.	22.0	5.1	6.1
%RSD	.17388	.36258	.20143	.17996
#1	69493.	6063.7	2510.8	3386.4
#2	69323.	6094.9	2518.0	3395.0

Zoom In Zoom Out

Sample Name: ccv Acquired: 6/27/2014 21:29:09 Type: QC
Method: Accutest1(v23) Mode: CONC Corr. Factor: 1.000000
User: admin Custom ID1: Custom ID2: Custom ID3:
Comment:

Elem	Ba4554	Be3130	Cd2288	Co2286	Cr2677	Cu3247	Mn2576	Ni2316	Ag3280
Units	ppm	ppm	ppm	ppm	ppm	ppm	ppm	ppm	ppm
Avg	**1.992**	**1.986**	**1.988**	**2.016**	**2.009**	**1.912**	**2.035**	**2.023**	**.2455**
Stddev	.003	.001	.014	.015	.010	.002	.004	.015	.0002
%RSD	.1652	.0440	.7207	.7515	.5160	.1188	.1873	.7210	.0862
#1	1.994	1.986	1.998	2.027	2.002	1.913	2.032	2.033	.2454
#2	1.989	1.987	1.978	2.006	2.016	1.910	2.037	2.012	.2457
Check ?	Chk Pass	Chk Pass	Chk Pass	Chk Pass	Chk Pass	Chk Pass	Chk Pass	Chk Pass	Chk Pass
Value									
Range									

Elem	V_2924	Zn2062	As1890	Tl1908	Pb2203	Se1960	Sb2068	Al3961	Ca3179
Units	ppm	ppm	ppm	ppm	ppm	ppm	ppm	ppm	ppm
Avg	**1.982**	**2.024**	**1.974**	**2.069**	**2.030**	**1.982**	**1.986**	**39.40**	**40.29**
Stddev	.004	.018	.014	.014	.017	.012	.015	.04	.01
%RSD	.1856	.8820	.7183	.6855	.8400	.5820	.7641	.0932	.0153
#1	1.979	2.037	1.984	2.079	2.042	1.990	1.997	39.38	40.29
#2	1.984	2.012	1.964	2.059	2.018	1.974	1.975	39.43	40.28
Check ?	Chk Pass	Chk Pass	Chk Pass	Chk Pass	Chk Pass	Chk Pass	Chk Pass	Chk Pass	Chk Pass
Value									
Range									

Elem	Fe2599	Mg2790	K_7664	Na5895	B_2089	Mo2020	Pd3404	Si2124	Sn1899
Units	ppm	ppm	ppm	ppm	ppm	ppm	ppm	ppm	ppm
Avg	**41.11**	**40.36**	**40.43**	**40.53**	**1.999**	**2.010**	**1.948**	**4.998**	**2.043**
Stddev	.05	.04	.04	.08	.013	.012	.006	.033	.014
%RSD	.1316	.0947	.0975	.1962	.6264	.6055	.3095	.6598	.6951
#1	41.15	40.39	40.40	40.59	2.008	2.018	1.952	5.022	2.053
#2	41.07	40.34	40.46	40.48	1.990	2.001	1.943	4.975	2.033
Check ?	Chk Pass	Chk Pass	Chk Pass	Chk Pass	Chk Pass	Chk Pass	Chk Pass	Chk Pass	Chk Pass
Value									
Range									

Zoom In Zoom Out

Sample Name: ccv Acquired: 6/27/2014 21:29:09 Type: QC
Method: Accutest1(v23) Mode: CONC Corr. Factor: 1.000000
User: admin Custom ID1: Custom ID2: Custom ID3:
Comment:

Elem	Sr4077	Ti3349	W_2079	Zr3391	S_1820	Bi2230	Li6707
Units	ppm	ppm	ppm	ppm	ppm	ppm	ppm
Avg	**1.989**	**1.990**	**1.985**	**1.960**	**1.921**	**1.998**	**2.032**
Stddev	.000	.001	.016	.001	.011	.013	.008
%RSD	.0080	.0681	.7930	.0334	.5820	.6392	.3796
#1	1.989	1.989	1.996	1.960	1.929	2.007	2.037
#2	1.989	1.991	1.974	1.961	1.913	1.989	2.027
Check ?	Chk Pass	Chk Pass	Chk Pass	Chk Pass	Chk Pass	Chk Pass	Chk Pass
Value							
Range							

Int. Std.	Y_3600	Y_3710	Y_2243	In2306
Units	Cts/S	Cts/S	Cts/S	Cts/S
Avg	**76653.**	**6516.5**	**2847.6**	**4003.0**
Stddev	125.	2.7	20.1	26.5
%RSD	.16333	.04148	.70510	.66236
#1	76742.	6518.4	2833.4	3984.3
#2	76565.	6514.6	2861.8	4021.8

Zoom In Zoom Out

Sample Name: ccb Acquired: 6/27/2014 21:34:58 Type: QC
Method: Accutest1(v23) Mode: CONC Corr. Factor: 1.000000
User: admin Custom ID1: Custom ID2: Custom ID3:
Comment:

Elem	Ba4554	Be3130	Cd2288	Co2286	Cr2677	Cu3247	Mn2576	Ni2316	Ag3280
Units	ppm	ppm	ppm	ppm	ppm	ppm	ppm	ppm	ppm
Avg	**.0006**	**.0006**	**.0003**	**.0004**	**.0004**	**.0004**	**.0006**	**.0004**	**-.0004**
Stddev	.0001	.0000	.0001	.0001	.0002	.0000	.0000	.0000	.0000
%RSD	23.80	2.147	24.23	36.03	66.76	6.454	3.464	8.166	8.603
#1	.0005	.0006	.0002	.0005	.0005	.0004	.0006	.0003	-.0004
#2	.0007	.0006	.0003	.0003	.0002	.0003	.0006	.0004	-.0005
Check ?	Chk Pass	Chk Pass	Chk Pass	Chk Pass	Chk Pass	Chk Pass	Chk Pass	Chk Pass	Chk Pass
High Limit									
Low Limit									

Elem	V_2924	Zn2062	As1890	Tl1908	Pb2203	Se1960	Sb2068	Al3961	Ca3179
Units	ppm	ppm	ppm	ppm	ppm	ppm	ppm	ppm	ppm
Avg	**.0002**	**.0006**	**.0001**	**.0013**	**.0001**	**.0006**	**-.0003**	**.0271**	**.0303**
Stddev	.0005	.0001	.0006	.0001	.0007	.0012	.0000	.0127	.0045
%RSD	268.9	25.28	956.9	9.044	1312.	206.6	13.97	46.72	14.90
#1	.0005	.0007	.0004	.0012	-.0004	.0015	-.0003	.0181	.0271
#2	-.0002	.0005	-.0003	.0014	.0005	-.0003	-.0002	.0361	.0334
Check ?	Chk Pass	Chk Pass	Chk Pass	Chk Pass	Chk Pass	Chk Pass	Chk Pass	Chk Pass	Chk Pass
High Limit									
Low Limit									

Elem	Fe2599	Mg2790	K_7664	Na5895	B_2089	Mo2020	Pd3404	Si2124	Sn1899
Units	ppm	ppm	ppm	ppm	ppm	ppm	ppm	ppm	ppm
Avg	**.0251**	**.0560**	**.0328**	**.0425**	**.0004**	**.0011**	**-.0002**	**-.0005**	**.0006**
Stddev	.0059	.0079	.0094	.0035	.0001	.0003	.0004	.0005	.0005
%RSD	23.43	14.16	28.60	8.265	19.59	24.17	175.8	100.1	85.61
#1	.0210	.0616	.0262	.0450	.0004	.0013	-.0005	-.0001	.0009
#2	.0293	.0504	.0395	.0400	.0005	.0009	.0001	-.0008	.0002
Check ?	Chk Pass	Chk Pass	Chk Pass	Chk Pass	Chk Pass	Chk Pass	Chk Pass	Chk Pass	Chk Pass
High Limit									
Low Limit									

Zoom In
Zoom Out

Sample Name: ccb Acquired: 6/27/2014 21:34:58 Type: QC
Method: Accutest1(v23) Mode: CONC Corr. Factor: 1.000000
User: admin Custom ID1: Custom ID2: Custom ID3:
Comment:

Elem	Sr4077	Ti3349	W_2079	Zr3391	S_1820	Bi2230	Li6707
Units	ppm	ppm	ppm	ppm	ppm	ppm	ppm
Avg	**.0006**	**.0007**	**-.0057**	**.0003**	**.0009**	**-.0011**	**.0005**
Stddev	.0001	.0000	.0001	.0000	.0016	.0000	.0001
%RSD	11.31	4.535	1.541	9.924	180.2	1.147	18.83
#1	.0005	.0007	-.0056	.0003	-.0003	-.0011	.0005
#2	.0006	.0006	-.0058	.0003	.0021	-.0011	.0006
Check ?	Chk Pass	Chk Pass	Chk Pass	Chk Pass	Chk Pass	Chk Pass	Chk Pass
High Limit							
Low Limit							

Int. Std.	Y_3600	Y_3710	Y_2243	In2306
Units	Cts/S	Cts/S	Cts/S	Cts/S
Avg	**77529.**	**6568.7**	**3018.2**	**4518.1**
Stddev	1558.	50.2	18.7	29.6
%RSD	2.0095	.76363	.61986	.65434
#1	78630.	6533.2	3031.4	4539.0
#2	76427.	6604.2	3005.0	4497.2

NOTE: The remaining raw data for this batch is not relevant to this job. As such it has been omitted.

Element, Wavelength and Order	Use?	# IECs	IEC	k1	k2	Calc-in-fit?
Ba 455.403 { 74}	☒	3	Mg	0.000001	0.000000	No
			Al	0.000002	0.000000	No
			Zr	0.001380	0.000000	No
Be 313.042 {108}	☒	13	V	0.000297	0.000000	No
			Mo	-0.000027	0.000000	No
			Ti	-0.000701	0.000000	No
			Mn	-0.000010	0.000000	No
			Ba	0.000038	0.000000	No
			Co	-0.000065	0.000000	No
			Ni	0.000000	0.000000	No
			Ca	-0.000000	0.000000	No
			Cu	0.000014	0.000000	No
			Zn	-0.000010	0.000000	No
			Fe	-0.000003	0.000000	No
			Cr	-0.000020	0.000000	No
			W	0.000000	0.000000	No
Cd 228.802 {448}	☒	14	As	0.010250	0.000000	No
			Ni	-0.000233	0.000000	No
			Fe	-0.000002	0.000000	No
			V	0.000091	0.000000	No
			Ba	-0.000047	0.000000	No
			Co	-0.001503	0.000000	No
			Sr	-0.000020	0.000000	No
			Ca	-0.000000	0.000000	No
			Mn	0.000010	0.000000	No
			Cr	0.000025	0.000000	No
			Si	-0.000005	0.000000	No
			Cu	-0.000026	0.000000	No
			W	0.000000	0.000000	No
			Al	-0.000002	0.000000	No
Co 228.616 {448}	☒	10	Fe	0.000032	0.000000	No
			Cr	-0.000049	0.000000	No
			Mo	-0.001939	0.000000	No
			Ni	0.000256	0.000000	No
			Ti	0.001812	0.000000	No
			Ba	-0.000371	0.000000	No
			W	-0.001840	0.000000	No
			Cd	-0.000510	0.000000	No
			Si	0.000000	0.000000	No
			Ca	-0.000003	0.000000	No
Cr 267.716 {126}	☒	14	Mn	0.000202	0.000000	No
			V	-0.000022	0.000000	No
			Mo	0.000018	0.000000	No
			Fe	-0.000008	0.000000	No
			W	0.000253	0.000000	No
			Cd	-0.000050	0.000000	No
			Al	-0.000002	0.000000	No
			Ca	0.000002	0.000000	No
			Mg	0.000003	0.000000	No
			Ti	0.000100	0.000000	No
			Sn	0.000000	0.000000	No
			Ba	0.000045	0.000000	No
			Cu	0.000100	0.000000	No
			Sr	-0.000100	0.000000	No
Cu 324.754 {104}2	☒	20	Cr	-0.000200	0.000000	No
			V	-0.000233	0.000000	No
			Mo	0.000556	0.000000	No

Element, Wavelength and Order	Use?	# IECs	IEC	k1	k2	Calc-in-fit?
			Ti	-0.000082	0.000000	No
			Fe	-0.000070	0.000000	No
			Al	0.000006	0.000000	No
			Sn	-0.000097	0.000000	No
			Zn	-0.000004	0.000000	No
			Co	-0.000427	0.000000	No
			Zr	0.000000	0.000000	No
			Si	0.000080	0.000000	No
			Mn	-0.000080	0.000000	No
			Se	0.000050	0.000000	No
			Ba	-0.000000	0.000000	No
			Ag	-0.000077	0.000000	No
			Pb	0.000300	0.000000	No
			Sb	0.000370	0.000000	No
			Mg	-0.000002	0.000000	No
			Ca	-0.000001	0.000000	No
			W	0.000000	0.000000	No
Mn 257.610 {131}	☒	7	Fe	-0.000074	0.000000	No
			Si	0.000050	0.000000	No
			Ba	0.000100	0.000000	No
			As	0.000001	0.000000	No
			Ca	-0.000000	0.000000	No
			Al	-0.000001	0.000000	No
			Ni	0.000028	0.000000	No
Ni 231.604 {446}	☒	17	Fe	0.000014	0.000000	No
			Zn	0.000079	0.000000	No
			Be	0.000213	0.000000	No
			Co	-0.000525	0.000000	No
			Tl	0.000209	0.000000	No
			Mg	0.000002	0.000000	No
			Mo	-0.000374	0.000000	No
			V	-0.000032	0.000000	No
			Cu	0.000050	0.000000	No
			Se	0.000100	0.000000	No
			Al	-0.000002	0.000000	No
			Cr	0.000006	0.000000	No
			Si	-0.000030	0.000000	No
			Sn	0.000079	0.000000	No
			Ba	0.000000	0.000000	No
			Ca	0.000001	0.000000	No
			W	0.000000	0.000000	No
Ag 328.068 {103}	☒	14	Mn	0.000051	0.000000	No
			Mo	-0.000147	0.000000	No
			Ti	-0.001500	0.000000	No
			Fe	-0.000350	0.000000	No
			V	-0.000472	0.000000	No
			Zn	-0.000104	0.000000	No
			W	0.000000	0.000000	No
			Ca	-0.000008	0.000000	No
			Zr	0.007000	0.000000	No
			Al	-0.000002	0.000000	No
			Sr	-0.000200	0.000000	No
			Mg	0.000000	0.000000	No
			Ba	-0.000056	0.000000	No
			Cr	0.000010	0.000000	No
V 292.402 {115}	☒	6	Ti	0.000530	0.000000	No
			Mo	-0.013500	0.000000	No

Element, Wavelength and Order	Use?	# IECs	IEC	k1	k2	Calc-in-fit?
			Fe	-0.000004	0.000000	No
			Sr	-0.000100	0.000000	No
			Cr	-0.003605	0.000000	No
			Mn	-0.000900	0.000000	No
Zn 206.200 {464}	☒	17	Cr	-0.000710	0.000000	No
			Mo	-0.000300	0.000000	No
			Fe	-0.000010	0.000000	No
			Al	0.000005	0.000000	No
			Si	-0.000035	0.000000	No
			Mn	-0.000045	0.000000	No
			Ba	-0.000060	0.000000	No
			Na	0.000003	0.000000	No
			Ca	0.000000	0.000000	No
			Sr	-0.000033	0.000000	No
			Sn	0.000255	0.000000	No
			Cu	0.000056	0.000000	No
			As	0.000500	0.000000	No
			Be	0.000364	0.000000	No
			Pd	-0.000008	0.000000	No
			Bi	-0.001400	0.000000	No
			W	0.000000	0.000000	No
As 189.042 {478}	☒	24	Al	0.000002	0.000000	No
			Fe	-0.000011	0.000000	No
			Ca	0.000000	0.000000	No
			Mn	-0.000105	0.000000	No
			Mo	0.002000	0.000000	No
			Cr	-0.004600	0.000000	No
			V	0.000070	0.000000	No
			Co	-0.000164	0.000000	No
			Ba	-0.000067	0.000000	No
			Sn	-0.000037	0.000000	No
			Cd	-0.000228	0.000000	No
			Tl	0.000000	0.000000	No
			Be	-0.000007	0.000000	No
			Mg	0.000000	0.000000	No
			Si	-0.000135	0.000000	No
			Zn	0.000020	0.000000	No
			Sr	-0.000054	0.000000	No
			Pd	0.025218	0.000000	No
			Zr	0.002316	0.000000	No
			Ti	-0.000100	0.000000	No
			S	-0.000005	0.000000	No
			W	0.010000	0.000000	No
			K	0.000000	0.000000	No
			Na	0.000000	0.000000	No
Tl 190.856 {477}	☒	27	Cr	0.000222	0.000000	No
			Mo	-0.007650	0.000000	No
			Al	-0.000002	0.000000	No
			Fe	-0.000085	0.000000	No
			V	-0.026564	0.000000	No
			Mn	0.001466	0.000000	No
			Si	0.000034	0.000000	No
			Ca	-0.000002	0.000000	No
			Ti	-0.002020	0.000000	No
			Mg	0.000000	0.000000	No
			Co	0.003209	0.000000	No
			Sr	-0.007878	0.000000	No

Element, Wavelength and Order	Use?	# IECs	IEC	k1	k2	Calc-in-fit?
			B	0.001000	0.000000	No
			Ba	-0.000106	0.000000	No
			Zn	0.000170	0.000000	No
			As	0.000077	0.000000	No
			W	0.000000	0.000000	No
			Ni	0.000064	0.000000	No
			Cu	0.000232	0.000000	No
			Zr	0.000067	0.000000	No
			Pd	0.000045	0.000000	No
			Pb	-0.000100	0.000000	No
			S	0.000010	0.000000	No
			Na	0.000000	0.000000	No
			K	0.000300	0.000000	No
			Sn	-0.000083	0.000000	No
			Li	0.000100	0.000000	No
Pb 220.353 {453}	☒	23	Al	-0.000134	0.000000	No
			Fe	0.000036	0.000000	No
			Ca	-0.000000	0.000000	No
			Mn	-0.000023	0.000000	No
			Zn	-0.000386	0.000000	No
			Mo	-0.000700	0.000000	No
			Cu	0.000110	0.000000	No
			V	-0.000338	0.000000	No
			Co	0.000111	0.000000	No
			Ti	-0.000016	0.000000	No
			Si	0.000038	0.000000	No
			Ba	0.000020	0.000000	No
			Sb	-0.000200	0.000000	No
			K	0.000000	0.000000	No
			Sr	0.000117	0.000000	No
			W	-0.006000	0.000000	No
			Mg	0.000009	0.000000	No
			Cd	-0.000018	0.000000	No
			Cr	-0.000138	0.000000	No
			Pd	0.000560	0.000000	No
			Zr	-0.000935	0.000000	No
			Ni	0.000300	0.000000	No
			S	-0.000015	0.000000	No
Se 196.090 {472}	☒	26	Al	-0.000001	0.000000	No
			Ca	0.000005	0.000000	No
			Mn	0.000151	0.000000	No
			Mo	0.000081	0.000000	No
			Fe	-0.000158	0.000000	No
			Co	0.000042	0.000000	No
			V	0.000110	0.000000	No
			Sr	-0.000108	0.000000	No
			Cu	-0.000007	0.000000	No
			W	0.040000	0.000000	No
			Si	-0.000353	0.000000	No
			Tl	0.000000	0.000000	No
			Be	-0.000143	0.000000	No
			Zn	-0.000450	0.000000	No
			B	-0.000175	0.000000	No
			Pd	-0.000223	0.000000	No
			Ti	-0.000359	0.000000	No
			Cd	0.000090	0.000000	No
			Zr	0.000000	0.000000	No

Element, Wavelength and Order	Use?	# IECs	IEC	k1	k2	Calc-in-fit?
			Ba	0.000800	0.000000	No
			Mg	-0.000004	0.000000	No
			Pb	0.000154	0.000000	No
			Ni	-0.000250	0.000000	No
			Cr	0.000100	0.000000	No
			K	0.000000	0.000000	No
			Na	0.000000	0.000000	No
Sb 206.833 {463}	☒	17	Fe	0.000013	0.000000	No
			Al	-0.000001	0.000000	No
			Ca	-0.000001	0.000000	No
			Ni	-0.000686	0.000000	No
			Cr	0.015610	0.000000	No
			V	-0.002400	0.000000	No
			Zn	-0.000215	0.000000	No
			Mo	0.000500	0.000000	No
			Ti	0.000300	0.000000	No
			Sn	-0.016050	0.000000	No
			Mg	-0.000001	0.000000	No
			Zr	-0.001760	0.000000	No
			Sr	0.000031	0.000000	No
			Mn	-0.000075	0.000000	No
			S	0.000001	0.000000	No
			W	0.000000	0.000000	No
			B	0.000000	0.000000	No
Al 396.152 { 85}	☒	5	Si	-0.002348	0.000000	No
			Ca	-0.000172	0.000000	No
			Mo	0.034000	0.000000	No
			Zr	-0.000018	0.000000	No
			Ti	0.000419	0.000000	No
Ca 317.933 {106}	☒	16	Fe	0.000130	0.000000	No
			Ti	0.000000	0.000000	No
			W	0.003960	0.000000	No
			Tl	0.004950	0.000000	No
			Be	0.001840	0.000000	No
			Ba	0.003500	0.000000	No
			Cu	-0.001800	0.000000	No
			Cd	0.003700	0.000000	No
			Ni	0.006667	0.000000	No
			Pd	-0.000871	0.000000	No
			B	-0.000210	0.000000	No
			Se	0.000923	0.000000	No
			Co	0.003280	0.000000	No
			Cr	0.000640	0.000000	No
			Al	0.000026	0.000000	No
			As	0.010000	0.000000	No
Fe 259.940 {130}	☒	14	Co	0.000004	0.000000	No
			Si	-0.001181	0.000000	No
			Tl	-0.002602	0.000000	No
			Se	0.000000	0.000000	No
			Cr	-0.000566	0.000000	No
			Mn	0.000000	0.000000	No
			V	-0.000064	0.000000	No
			Cu	0.000953	0.000000	No
			K	0.000000	0.000000	No
			Zn	0.000046	0.000000	No
			Ti	-0.000631	0.000000	No
			Ca	0.000020	0.000000	No

Element, Wavelength and Order	Use?	# IECs	IEC	k1	k2	Calc-in-fit?
			Ba	0.001000	0.000000	No
			Pd	-0.000714	0.000000	No
Mg 279.079 {121}	☒	3	Mo	-0.020250	0.000000	No
			W	-0.006578	0.000000	No
			Mn	-0.005360	0.000000	No
K 766.490 { 44}	☒	13	Fe	-0.000140	0.000000	No
			Al	0.000077	0.000000	No
			Ca	-0.000071	0.000000	No
			Mn	-0.015570	0.000000	No
			Si	-0.003000	0.000000	No
			V	-0.002000	0.000000	No
			Pd	0.004000	0.000000	No
			Sn	-0.004700	0.000000	No
			Na	0.000000	0.000000	No
			Ba	-0.002700	0.000000	No
			Mo	-0.000850	0.000000	No
			Cu	-0.010000	0.000000	No
			Ni	-0.010000	0.000000	No
Na 589.592 { 57}	☒	5	K	-0.000560	0.000000	No
			Ba	0.000900	0.000000	No
			Ca	0.000055	0.000000	No
			Al	0.000040	0.000000	No
			V	-0.005000	0.000000	No
B 208.959 {462}	☒	1	Mo	0.024280	0.000000	No
Mo 202.030 {467}	☒	6	Co	0.000000	0.000000	No
			Al	0.000000	0.000000	No
			Fe	-0.000010	0.000000	No
			Mg	-0.000001	0.000000	No
			Ca	0.000003	0.000000	No
			W	0.020000	0.000000	No
Pd 340.458 { 99}	☒	10	Ti	-0.001428	0.000000	No
			V	0.000552	0.000000	No
			Sn	-0.000006	0.000000	No
			Fe	0.000038	0.000000	No
			Mo	-0.000220	0.000000	No
			Zr	-0.017300	0.000000	No
			Co	-0.007036	0.000000	No
			Ca	-0.000021	0.000000	No
			S	-0.000177	0.000000	No
			Si	-0.001040	0.000000	No
Si 212.412 {459}	☒	12	Sr	0.000366	0.000000	No
			Ni	0.000106	0.000000	No
			Mo	0.023200	0.000000	No
			V	-0.001400	0.000000	No
			Ti	0.006970	0.000000	No
			Al	-0.000016	0.000000	No
			Cd	0.001043	0.000000	No
			Ba	0.000170	0.000000	No
			Fe	0.000044	0.000000	No
			Sn	0.005721	0.000000	No
			Zn	0.000385	0.000000	No
			As	0.002000	0.000000	No
Sn 189.989 {478}	☒	6	Ti	-0.003950	0.000000	No
			Mo	0.000011	0.000000	No
			Fe	0.000018	0.000000	No
			Mn	0.000001	0.000000	No
			Si	0.000131	0.000000	No

Element, Wavelength and Order	Use?	# IECs	IEC	k1	k2	Calc-in-fit?
			Pd	-0.000385	0.000000	No
Sr 407.771 { 83}	☒	3	Fe	0.000000	0.000000	No
			Ca	0.000043	0.000000	No
			Si	0.000033	0.000000	No
Ti 334.904 {101}	☒	4	Cr	0.000189	0.000000	No
			Mo	0.000870	0.000000	No
			Si	0.000035	0.000000	No
			Ca	0.000005	0.000000	No
Y 360.073 { 94}*	☒	None				
Y 371.030 { 91}*	☒	None				
Y 224.306 {451}*	☒	None				
In 230.606 {446}*	☒	None				
W 207.911 {462}	☒	26	Al	0.000002	0.000000	No
			Si	-0.000900	0.000000	No
			Ca	0.000135	0.000000	No
			Fe	-0.000007	0.000000	No
			As	-0.002300	0.000000	No
			Mg	-0.000006	0.000000	No
			Mn	-0.000900	0.000000	No
			Mo	-0.000300	0.000000	No
			Ti	0.000080	0.000000	No
			Sr	-0.000850	0.000000	No
			V	-0.000140	0.000000	No
			Cd	-0.000650	0.000000	No
			Cr	-0.000390	0.000000	No
			Zn	0.009921	0.000000	No
			Pd	-0.000015	0.000000	No
			Sn	0.001300	0.000000	No
			Zr	-0.002570	0.000000	No
			B	-0.001000	0.000000	No
			Sb	-0.003000	0.000000	No
			Co	-0.001000	0.000000	No
			Ni	-0.003000	0.000000	No
			Be	-0.001000	0.000000	No
			Se	-0.002600	0.000000	No
			Cu	-0.001300	0.000000	No
			Ba	-0.001360	0.000000	No
			Tl	-0.002600	0.000000	No
Zr 339.198 { 99}	☒	6	Mo	0.000250	0.000000	No
			Ti	-0.000050	0.000000	No
			Fe	-0.000060	0.000000	No
			Si	0.000870	0.000000	No
			S	0.000039	0.000000	No
			Pd	0.000000	0.000000	No
S 182.034 {485}	☒	7	Ca	0.000063	0.000000	No
			Mo	0.000614	0.000000	No
			Al	-0.000005	0.000000	No
			Fe	-0.000028	0.000000	No
			Mn	0.002300	0.000000	No
			W	-0.028686	0.000000	No
			Zn	-0.001538	0.000000	No
Bi 223.061 {451}	☒	6	Ti	-0.002693	0.000000	No
			V	-0.000680	0.000000	No
			Co	-0.002200	0.000000	No
			Ca	-0.000010	0.000000	No
			Mg	-0.000014	0.000000	No
			W	-0.003914	0.000000	No

	Element, Wavelength and Order	Use?	# IECs	IEC	k1	k2	Calc-in-fit?
	Li 670.784 { 50}	☒	None				

Element, Wavelength and Order	Date of Fit	Date of Cal.	Type of Fit	Weighting	A0	A1	A2	n (Exponent)
Ba 455.403 { 74}	6/30/2014 8:47:20	6/27/2014 12:26:16	Linear	1/Conc	0.003140	2.838271	0.000000	1.000000
Be 313.042 {108}	6/30/2014 8:47:20	6/27/2014 12:26:16	Linear	1/Conc	0.000285	1.319991	0.000000	1.000000
Cd 228.802 {448}	6/30/2014 8:47:20	6/27/2014 12:26:16	Linear	1/Conc	0.000510	0.969406	0.000000	1.000000
Co 228.616 {448}	6/30/2014 8:47:20	6/27/2014 12:26:16	Linear	1/Conc	0.000032	0.605235	0.000000	1.000000
Cr 267.716 {126}	6/30/2014 8:47:20	6/27/2014 12:26:16	Linear	1/Conc	0.000004	0.087145	0.000000	1.000000
Cu 324.754 {104}2	6/30/2014 8:47:20	6/27/2014 12:26:16	Linear	1/Conc	0.003247	0.212856	0.000000	1.000000
Mn 257.610 {131}	6/30/2014 8:47:20	6/27/2014 12:26:16	Linear	1/Conc	0.000046	0.571496	0.000000	1.000000
Ni 231.604 {446}	6/30/2014 8:47:20	6/27/2014 12:26:16	Linear	1/Conc	-0.000536	0.464244	0.000000	1.000000
Ag 328.068 {103}	6/30/2014 8:47:20	6/27/2014 12:26:16	Linear	1/Conc	-0.000073	0.120133	0.000000	1.000000
V 292.402 {115}	6/30/2014 8:47:20	6/27/2014 12:26:16	Linear	1/Conc	-0.000043	0.148864	0.000000	1.000000
Zn 206.200 {464}	6/30/2014 8:47:20	6/27/2014 12:26:16	Linear	1/Conc	0.000324	1.044877	0.000000	1.000000
As 189.042 {478}	6/30/2014 8:47:20	6/27/2014 12:26:16	Linear	1/Conc	0.000060	0.095381	0.000000	1.000000
Tl 190.856 {477}	6/30/2014 8:47:20	6/27/2014 12:26:16	Linear	1/Conc	-0.000189	0.071158	0.000000	1.000000
Pb 220.353 {453}	6/30/2014 8:47:20	6/27/2014 12:26:16	Linear	1/Conc	0.000083	0.198673	0.000000	1.000000
Se 196.090 {472}	6/30/2014 8:47:20	6/27/2014 12:26:16	Linear	1/Conc	0.000058	0.074153	0.000000	1.000000
Sb 206.833 {463}	6/30/2014 8:47:20	6/27/2014 12:26:16	Linear	1/Conc	0.000236	0.164461	0.000000	1.000000
Al 396.152 { 85}	6/30/2014 8:47:20	6/27/2014 12:26:16	Linear	1/Conc	-0.000645	0.033439	0.000000	1.000000
Ca 317.933 {106}	6/30/2014 8:47:20	6/27/2014 12:26:16	Linear	1/Conc	0.003935	0.042408	0.000000	1.000000
Fe 259.940 {130}	6/30/2014 8:47:20	6/27/2014 12:26:16	Linear	1/Conc	0.000146	0.023408	0.000000	1.000000
Mg 279.079 {121}	6/30/2014 8:47:20	6/27/2014 12:26:16	Linear	1/Conc	-0.000088	0.003784	0.000000	1.000000
K 766.490 { 44}	6/30/2014 8:47:20	6/27/2014 12:26:16	Linear	1/Conc	0.007589	0.062604	0.000000	1.000000
Na 589.592 { 57}	6/30/2014 8:47:20	6/27/2014 12:26:16	Linear	1/Conc	0.002076	0.194927	0.000000	1.000000
B 208.959 {462}	6/30/2014 8:47:20	6/27/2014 12:26:16	Linear	1/Conc	0.000461	0.231870	0.000000	1.000000
Mo 202.030 {467}	6/30/2014 8:47:20	6/27/2014 12:26:16	Linear	1/Conc	0.000961	0.695867	0.000000	1.000000
Pd 340.458 { 99}	6/30/2014 8:47:20	6/27/2014 12:26:16	Linear	1/Conc	-0.000024	0.044127	0.000000	1.000000
Si 212.412 {459}	6/30/2014 8:47:20	6/27/2014 12:26:16	Linear	1/Conc	0.004377	0.214349	0.000000	1.000000
Sn 189.989 {478}	6/30/2014 8:47:20	6/27/2014 12:26:16	Linear	1/Conc	0.000202	0.170869	0.000000	1.000000
Sr 407.771 { 83}	6/30/2014 8:47:20	6/27/2014 12:26:16	Linear	1/Conc	-0.000894	3.903274	0.000000	1.000000
Ti 334.904 {101}	6/30/2014 8:47:20	6/27/2014 12:26:16	Linear	1/Conc	-0.000123	0.139078	0.000000	1.000000
Y 360.073 { 94}*	6/30/2014 8:47:20	12/23/2009 10:44:16	Linear	1/Conc	0.000000	0.000000	0.000000	1.000000
Y 371.030 { 91}*	6/30/2014 8:47:20	12/23/2009 10:44:16	Linear	1/Conc	0.000000	0.000000	0.000000	1.000000
Y 224.306 {451}*	6/30/2014 8:47:20	12/23/2009 10:44:16	Linear	1/Conc	0.000000	0.000000	0.000000	1.000000
In 230.606 {446}*	6/30/2014 8:47:20	12/23/2009 10:44:16	Linear	1/Conc	0.000000	0.000000	0.000000	1.000000
W 207.911 {462}	6/30/2014 8:47:20	6/27/2014 12:26:16	Linear	1/Conc	0.005279	0.301694	0.000000	1.000000
Zr 339.198 { 99}	6/30/2014 8:47:20	6/27/2014 12:26:16	Linear	1/Conc	0.000117	0.381517	0.000000	1.000000
S 182.034 {485}	6/30/2014 8:47:20	6/27/2014 12:26:16	Linear	1/Conc	-0.000030	0.046558	0.000000	1.000000
Bi 223.061 {451}	6/30/2014 8:47:20	6/27/2014 12:26:16	Linear	1/Conc	-0.000089	0.176326	0.000000	1.000000
Li 670.784 { 50}	6/30/2014 8:47:20	6/27/2014 12:26:16	Linear	1/Conc	-0.001864	1.551784	0.000000	1.000000

	Element, Wavelength and Order	Correlation	Std Error of Est	Predicted MDL	Predicted MQL	Status	Reslope		QC Norm	
							Slope	Y-int	Slope factor	Offset
	Ba 455.403 { 74}	1.000000	0.000000	0.000299	0.000997	OK.	1.000000	0.000000	1	0
	Be 313.042 {108}	1.000000	0.000000	0.000174	0.000580	OK.	1.000000	0.000000	1	0
	Cd 228.802 {448}	1.000000	0.000000	0.000169	0.000562	OK.	1.000000	0.000000	1	0
	Co 228.616 {448}	1.000000	0.000000	0.000208	0.000693	OK.	1.000000	0.000000	1	0
	Cr 267.716 {126}	1.000000	0.000000	0.000470	0.001565	OK.	1.000000	0.000000	1	0
	Cu 324.754 {104}2	1.000000	0.000000	0.000461	0.001536	OK.	1.000000	0.000000	1	0
	Mn 257.610 {131}	1.000000	0.000000	0.000066	0.000222	OK.	1.000000	0.000000	1	0
	Ni 231.604 {446}	1.000000	0.000000	0.000307	0.001023	OK.	1.000000	0.000000	1	0
	Ag 328.068 {103}	1.000000	0.000000	0.000689	0.002298	OK.	1.000000	0.000000	1	0
	V 292.402 {115}	1.000000	0.000000	0.000379	0.001264	OK.	1.000000	0.000000	1	0
	Zn 206.200 {464}	1.000000	0.000000	0.000139	0.000464	OK.	1.000000	0.000000	1	0
	As 189.042 {478}	1.000000	0.000000	0.001153	0.003842	OK.	1.000000	0.000000	1	0
	Tl 190.856 {477}	1.000000	0.000000	0.001220	0.004067	OK.	1.000000	0.000000	1	0
	Pb 220.353 {453}	1.000000	0.000000	0.001018	0.003393	OK.	1.000000	0.000000	1	0
	Se 196.090 {472}	1.000000	0.000000	0.001982	0.006606	OK.	1.000000	0.000000	1	0
	Sb 206.833 {463}	1.000000	0.000000	0.001125	0.003751	OK.	1.000000	0.000000	1	0
	Al 396.152 { 85}	1.000000	0.000000	0.017290	0.057633	OK.	1.000000	0.000000	1	0
	Ca 317.933 {106}	1.000000	0.000000	0.006566	0.021888	OK.	1.000000	0.000000	1	0
	Fe 259.940 {130}	1.000000	0.000000	0.006264	0.020880	OK.	1.000000	0.000000	1	0
	Mg 279.079 {121}	1.000000	0.000000	0.048752	0.162505	OK.	1.000000	0.000000	1	0
	K 766.490 { 44}	1.000000	0.000000	0.030562	0.101872	OK.	1.000000	0.000000	1	0
	Na 589.592 { 57}	1.000000	0.000000	0.008369	0.027896	OK.	1.000000	0.000000	1	0
	B 208.959 {462}	1.000000	0.000000	0.000587	0.001955	OK.	1.000000	0.000000	1	0
	Mo 202.030 {467}	1.000000	0.000000	0.000234	0.000779	OK.	1.000000	0.000000	1	0
	Pd 340.458 { 99}	1.000000	0.000000	0.001808	0.006025	OK.	1.000000	0.000000	1	0
	Si 212.412 {459}	1.000000	0.000000	0.000866	0.002886	OK.	1.000000	0.000000	1	0
	Sn 189.989 {478}	1.000000	0.000000	0.000666	0.002220	OK.	1.000000	0.000000	1	0
	Sr 407.771 { 83}	1.000000	0.000000	0.000132	0.000439	OK.	1.000000	0.000000	1	0
	Ti 334.904 {101}	1.000000	0.000000	0.000547	0.001823	OK.	1.000000	0.000000	1	0
	Y 360.073 { 94}*	0.000000	0.000000	-1.000000	-1.000000	Warnin	1.000000	0.000000	1	0
	Y 371.030 { 91}*	0.000000	0.000000	-1.000000	-1.000000	Warnin	1.000000	0.000000	1	0
	Y 224.306 {451}*	0.000000	0.000000	-1.000000	-1.000000	Warnin	1.000000	0.000000	1	0
	In 230.606 {446}*	0.000000	0.000000	-1.000000	-1.000000	Warnin	1.000000	0.000000	1	0
	W 207.911 {462}	1.000000	0.000000	0.001041	0.003468	OK.	1.000000	0.000000	1	0
	Zr 339.198 { 99}	1.000000	0.000000	0.000214	0.000714	OK.	1.000000	0.000000	1	0
	S 182.034 {485}	1.000000	0.000000	0.002555	0.008516	OK.	1.000000	0.000000	1	0
	Bi 223.061 {451}	1.000000	0.000000	0.001346	0.004485	OK.	1.000000	0.000000	1	0
	Li 670.784 { 50}	1.000000	0.000000	0.001155	0.003851	OK.	1.000000	0.000000	1	0

MA34353

Method: ACCUTEST Operator: Admin Date of Analysis: 30 Jun 2014 12:13:26

Sample ID	Date	Type	Units	Conc.	µ Abs.	Wt.	Vol.
STDA - 1	30 Jun 2014 12:57:34	Std	ug/l	-	16	1.000	1.000
STDB - 1	30 Jun 2014 12:58:52	Std	ug/l	-	823	1.000	1.000
STDC - 1	30 Jun 2014 13:00:10	Std	ug/l	-	1958	1.000	1.000
STDD - 1	30 Jun 2014 13:01:30	Std	ug/l	-	3916	1.000	1.000
STDE - 1	30 Jun 2014 13:02:52	Std	ug/l	-	10127	1.000	1.000
STDF - 1	30 Jun 2014 13:04:21	Std	ug/l	-	20486	1.000	1.000
ICV - 1	30 Jun 2014 13:19:17	SMPL	ug/l	2.8618	11668	1.000	1.000
ICB - 1	30 Jun 2014 13:20:33	SMPL	ug/l	-0.0412	-235	1.000	1.000
CCV - 1	30 Jun 2014 13:22:08	CK STND	ug/l	100.5% 2.5133	10239	1.000	1.000
CCB - 1	30 Jun 2014 13:23:24	CK STND	ug/l	-0.0385	-224	1.000	1.000
CRI - 1	30 Jun 2014 13:24:58	SMPL	ug/l	0.1966	740	1.000	1.000
MP80351-MB2 - 1	30 Jun 2014 13:34:40	SMPL	ug/l	0.0115	-19	1.000	1.000
MP80351-LC1 - 1	30 Jun 2014 13:35:56	SMPL	ug/l	1.9260	7831	1.000	1.000
JB70050-2A - 1	30 Jun 2014 13:37:13	SMPL	ug/l	-0.0171	-136	1.000	1.000
MP80393-MB1 - 1	30 Jun 2014 13:38:45	SMPL	ug/l	0.0100	-25	1.000	1.000
MP80393-B1 - 1	30 Jun 2014 13:40:02	SMPL	ug/l	1.9835	8067	1.000	1.000
MP80393-S1 - 1	30 Jun 2014 13:41:19	SMPL	ug/l	2.2833	9296	1.000	1.000
MP80393-S2 - 1	30 Jun 2014 13:42:52	SMPL	ug/l	2.1516	8756	1.000	1.000
JB70296-1A - 1	30 Jun 2014 13:44:20	SMPL	ug/l	-0.0314	-195	1.000	1.000
MP80394-MB1 - 1	30 Jun 2014 13:45:48	SMPL	ug/l	-0.0007	-69	1.000	1.000
CCV - 1	30 Jun 2014 13:47:06	CK STND	ug/l	102.2% 2.5550	10410	1.000	1.000
CCB - 1	30 Jun 2014 13:48:22	CK STND	ug/l	-0.0356	-212	1.000	1.000
MP80394-B1 - 1	30 Jun 2014 13:49:56	SMPL	ug/l	1.9665	7997	1.000	1.000
MP80394-S1 - 1	30 Jun 2014 13:51:12	SMPL	ug/l	1.7562	7135	1.000	1.000
MP80394-S2 - 1	30 Jun 2014 13:52:46	SMPL	ug/l	2.3023	9374	1.000	1.000
JB70197-1 - 1	30 Jun 2014 13:54:13	SMPL	ug/l	-0.0131	-120	1.000	1.000
JB70197-2 - 1	30 Jun 2014 13:55:42	SMPL	ug/l	0.0449	118	1.000	1.000
JB70197-3 - 1	30 Jun 2014 13:56:59	SMPL	ug/l	0.0249	36	1.000	1.000
JB70197-4 - 1	30 Jun 2014 13:58:16	SMPL	ug/l	0.0427	109	1.000	1.000
JB70197-5 - 1	30 Jun 2014 13:59:32	SMPL	ug/l	0.0656	203	1.000	1.000
JB70197-6 - 1	30 Jun 2014 14:00:49	SMPL	ug/l	0.0627	191	1.000	1.000
JB70197-7 - 1	30 Jun 2014 14:02:07	SMPL	ug/l	0.0527	150	1.000	1.000
CCV - 1	30 Jun 2014 14:03:25	CK STND	ug/l	99.5% 2.4879	10135	1.000	1.000
CCB - 1	30 Jun 2014 14:04:40	CK STND	ug/l	-0.0268	-176	1.000	1.000
JB70354-3B - 1	30 Jun 2014 14:06:14	SMPL	ug/l	0.0449	118	1.000	1.000
JB70354-7B - 1	30 Jun 2014 14:07:31	SMPL	ug/l	0.0588	175	1.000	1.000
MP80395-MB1 - 1	30 Jun 2014 14:08:49	SMPL	ug/l	0.0173	5	1.000	1.000
MP80395-B1 - 1	30 Jun 2014 14:10:07	SMPL	ug/l	2.0021	8143	1.000	1.000
MP80395-S1 - 1	30 Jun 2014 14:11:24	SMPL	ug/l	2.2111	9000	1.000	1.000
MP80395-S2 - 1	30 Jun 2014 14:12:58	SMPL	ug/l	2.4040	9791	1.000	1.000
JB70271-2 - 1	30 Jun 2014 14:14:26	SMPL	ug/l	0.0110	-21	1.000	1.000
SAMPLECONF - 1	30 Jun 2014 14:15:53	SMPL	ug/l	0.0049	-46	1.000	1.000
JB70258-1 - 1	30 Jun 2014 14:17:11	SMPL	ug/l	0.0403	99	1.000	1.000
JB70491-1A - 1	30 Jun 2014 14:18:28	SMPL	ug/l	0.0534	153	1.000	1.000
CCV - 1	30 Jun 2014 14:19:44	CK STND	ug/l	101.2% 2.5289	10303	1.000	1.000
CCB - 1	30 Jun 2014 14:21:00	CK STND	ug/l	-0.0327	-200	1.000	1.000
JB70491-2A - 1	30 Jun 2014 14:22:34	SMPL	ug/l	0.0461	123	1.000	1.000
JB70541-1 - 1	30 Jun 2014 14:23:51	SMPL	ug/l	0.0542	156	1.000	1.000
MP80195-MB3 - 1	30 Jun 2014 14:25:08	SMPL	ug/l	0.0068	-38	1.000	1.000
MP80195-LC2 - 1	30 Jun 2014 14:26:26	SMPL	ug/l	2.0384	8292	1.000	1.000
JB70342-1 - 1	30 Jun 2014 14:27:44	SMPL	ug/l	0.0254	38	1.000	1.000
MP80396-MB1 - 1	30 Jun 2014 14:29:15	SMPL	ug/l	0.0047	-47	1.000	1.000
MP80396-LC1 - 1	30 Jun 2014 14:30:34	SMPL	ug/l	2.0060	8159	1.000	1.000
MP80396-S1 - 1	30 Jun 2014 14:31:51	SMPL	ug/l	2.2572	9189	1.000	1.000
MP80396-S2 - 1	30 Jun 2014 14:33:24	SMPL	ug/l	1.6189	6572	1.000	1.000
JB70044-10 - 1	30 Jun 2014 14:34:51	SMPL	ug/l	-0.0012	-71	1.000	1.000
CCV - 1	30 Jun 2014 14:36:16	CK STND	ug/l	101.6% 2.5403	10350	1.000	1.000
CCB - 1	30 Jun 2014 14:37:32	CK STND	ug/l	-0.0290	-185	1.000	1.000
JB70044-11 - 1	30 Jun 2014 14:39:06	SMPL	ug/l	0.0337	72	1.000	1.000
JB70044-12 - 1	30 Jun 2014 14:40:23	SMPL	ug/l	0.5995	2392	1.000	1.000
JB70044-13 - 1	30 Jun 2014 14:41:40	SMPL	ug/l	0.0205	18	1.000	1.000
JB70044-14 - 1	30 Jun 2014 14:43:01	SMPL	ug/l	0.1961	738	1.000	1.000
JB70044-15 - 1	30 Jun 2014 14:44:19	SMPL	ug/l	0.0159	-1	1.000	1.000
JB70044-17 - 1	30 Jun 2014 14:45:38	SMPL	ug/l	0.0203	17	1.000	1.000
MP80397-MB1 - 1	30 Jun 2014 14:46:56	SMPL	ug/l	0.0188	11	1.000	1.000
MP80397-LC1 - 1	30 Jun 2014 14:48:13	SMPL	ug/l	2.0211	8221	1.000	1.000
MP80397-S1 - 1	30 Jun 2014 14:49:30	SMPL	ug/l	2.0752	8443	1.000	1.000
MP80397-S2 - 1	30 Jun 2014 14:51:03	SMPL	ug/l	1.9874	8083	1.000	1.000
CCV - 1	30 Jun 2014 14:52:30	CK STND	ug/l	101.4% 2.5362	10333	1.000	1.000

MA34353

Method: ACCUTEST Operator: Admin Date of Analysis: 30 Jun 2014 12:13:26

Sample ID	Date	Type	Units	Conc.	µ Abs.	Wt.	Vol.
CCB - 1	30 Jun 2014 14:53:55	CK STND	ug/l	-0.0541	-288	1.000	1.000
JB70114-1 - 1	30 Jun 2014 14:55:30	SMPL	ug/l	0.0247	35	1.000	1.000
JB70114-2 - 1	30 Jun 2014 14:56:46	SMPL	ug/l	0.0234	30	1.000	1.000
JB70114-3 - 1	30 Jun 2014 14:58:04	SMPL	ug/l	0.0256	39	1.000	1.000
JB70114-4 - 1	30 Jun 2014 14:59:21	SMPL	ug/l	0.0317	64	1.000	1.000
JB70114-5 - 1	30 Jun 2014 15:00:38	SMPL	ug/l	0.0268	44	1.000	1.000
JB70114-6 - 1	30 Jun 2014 15:01:55	SMPL	ug/l	0.0551	160	1.000	1.000
JB70114-7 - 1	30 Jun 2014 15:03:13	SMPL	ug/l	0.0376	88	1.000	1.000
JB70114-8 - 1	30 Jun 2014 15:04:30	SMPL	ug/l	0.0493	136	1.000	1.000
JB70114-9 - 1	30 Jun 2014 15:05:48	SMPL	ug/l	0.0510	143	1.000	1.000
JB70114-1F - 1	30 Jun 2014 15:07:05	SMPL	ug/l	0.0451	119	1.000	1.000
CCV - 1	30 Jun 2014 15:08:23	CK STND	ug/l	104.2% 2.6052	10616	1.000	1.000
CCB - 1	30 Jun 2014 15:09:38	CK STND	ug/l	-0.0402	-231	1.000	1.000
JB70114-2F - 1	30 Jun 2014 15:25:45	SMPL	ug/l	0.0520	147	1.000	1.000
JB70114-3F - 1	30 Jun 2014 15:27:02	SMPL	ug/l	0.0429	110	1.000	1.000
JB70114-4F - 1	30 Jun 2014 15:28:20	SMPL	ug/l	0.0437	113	1.000	1.000
JB70114-5F - 1	30 Jun 2014 15:29:37	SMPL	ug/l	0.0498	138	1.000	1.000
JB70114-6F - 1	30 Jun 2014 15:30:54	SMPL	ug/l	0.0576	170	1.000	1.000
JB64500-58 - 1	30 Jun 2014 15:32:11	SMPL	ug/l	0.0268	44	1.000	1.000
JB70114-8F - 1	30 Jun 2014 15:33:29	SMPL	ug/l	0.0468	126	1.000	1.000
JB70114-9F - 1	30 Jun 2014 15:34:46	SMPL	ug/l	0.0412	103	1.000	1.000
JB70128-8 - 1	30 Jun 2014 15:36:04	SMPL	ug/l	0.0410	102	1.000	1.000
JB70128-14 - 1	30 Jun 2014 15:37:22	SMPL	ug/l	0.0607	183	1.000	1.000
CCV - 1	30 Jun 2014 15:38:40	CK STND	ug/l	101.4% 2.5359	10332	1.000	1.000
CCB - 1	30 Jun 2014 15:39:56	CK STND	ug/l	-0.0361	-214	1.000	1.000
MP80398-MB1 - 1	30 Jun 2014 15:41:30	SMPL	ug/l	0.0093	-28	1.000	1.000
MP80398-B1 - 1	30 Jun 2014 15:42:47	SMPL	ug/l	2.0206	8219	1.000	1.000
MP80398-S1 - 1	30 Jun 2014 15:44:05	SMPL	ug/l	2.2933	9337	1.000	1.000
MP80398-S2 - 1	30 Jun 2014 15:45:38	SMPL	ug/l	2.0031	8147	1.000	1.000
JB70460-6AB - 1	30 Jun 2014 15:47:06	SMPL	ug/l	0.0115	-19	1.000	1.000
JB70460-12AB - 1	30 Jun 2014 15:48:35	SMPL	ug/l	0.0615	186	1.000	1.000
JB70460-18AB - 1	30 Jun 2014 15:49:53	SMPL	ug/l	0.0529	151	1.000	1.000
JB70460-24AB - 1	30 Jun 2014 15:51:11	SMPL	ug/l	0.0610	184	1.000	1.000
JB70475-1A - 1	30 Jun 2014 15:52:29	SMPL	ug/l	0.0622	189	1.000	1.000
JB70478-1A - 1	30 Jun 2014 15:53:46	SMPL	ug/l	0.0581	172	1.000	1.000
CCV - 1	30 Jun 2014 15:55:04	CK STND	ug/l	103.3% 2.5823	10522	1.000	1.000
CCB - 1	30 Jun 2014 15:56:20	CK STND	ug/l	-0.0258	-172	1.000	1.000
MP80399-MB1 - 1	30 Jun 2014 15:57:55	SMPL	ug/l	0.0137	-10	1.000	1.000
MP80399-B1 - 1	30 Jun 2014 15:59:12	SMPL	ug/l	2.0504	8341	1.000	1.000
MP80399-S1 - 1	30 Jun 2014 16:00:30	SMPL	ug/l	2.5003	10186	1.000	1.000
MP80399-S2 - 1	30 Jun 2014 16:02:02	SMPL	ug/l	2.0865	8489	1.000	1.000
JB70492-7A - 1	30 Jun 2014 16:03:30	SMPL	ug/l	0.0300	57	1.000	1.000
JB70492-8A - 1	30 Jun 2014 16:04:59	SMPL	ug/l	0.0639	196	1.000	1.000
JB70492-9A - 1	30 Jun 2014 16:06:18	SMPL	ug/l	0.1595	588	1.000	1.000
JB70492-10A - 1	30 Jun 2014 16:07:37	SMPL	ug/l	0.0959	327	1.000	1.000
JB70493-9A - 1	30 Jun 2014 16:08:56	SMPL	ug/l	0.1454	530	1.000	1.000
CCV - 1	30 Jun 2014 16:10:16	CK STND	ug/l	100.6% 2.5160	10250	1.000	1.000
CCB - 1	30 Jun 2014 16:11:34	CK STND	ug/l	-0.0297	-188	1.000	1.000
MP80400-FMB1CONF - 1	30 Jun 2014 16:18:41	SMPL	ug/l	0.0142	-8	1.000	1.000
MP80400-FLC1CONF - 1	30 Jun 2014 16:19:59	SMPL	ug/l	2.0643	8398	1.000	1.000
CCV - 1	30 Jun 2014 16:21:16	CK STND	ug/l	100.2% 2.5047	10204	1.000	1.000
CCB - 1	30 Jun 2014 16:22:48	CK STND	ug/l	-0.0305	-191	1.000	1.000

ACCUTEST

Linear

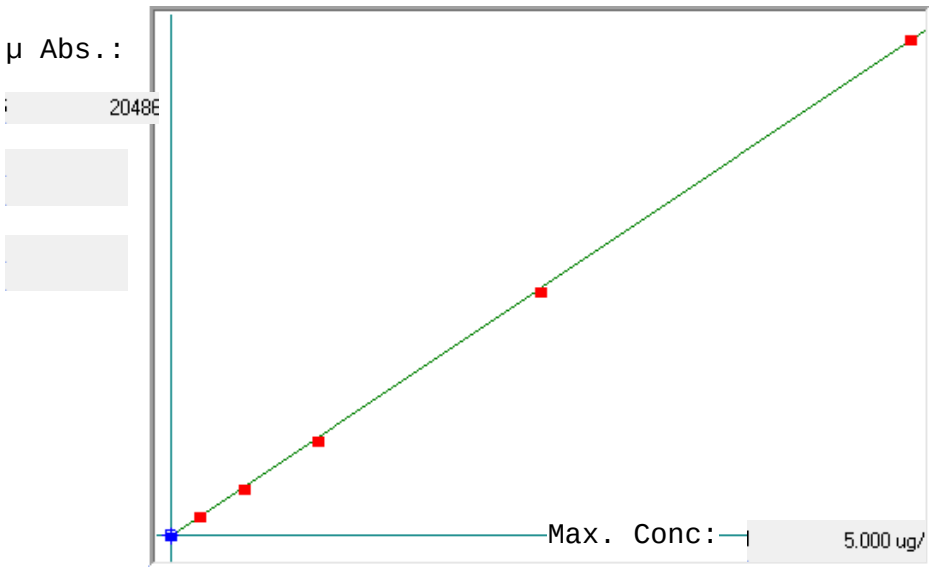

A= 0.0000e+000

B= 2.4389e-004

C= 1.6118e-002

Rho= 0.9999483

Accept=Accepted

Accepted Date=

06/30/14 13:15

11.5.1 11

Std ID	Conc.	Calc.	Dev.	Mean	SD or %RSD	Rep 1	Rep 2	Rep 3	Rep 4	Rep 5
STDA	0.000	0.020	0.020	16	0.000	16				
STDB	0.200	0.217	0.017	823	0.0 %	823				
STDC	0.500	0.494	-0.006	1958	0.0 %	1958				
STDD	1.000	0.971	-0.029	3916	0.0 %	3916				
STDE	2.500	2.486	-0.014	10127	0.0 %	10127				
STDF	5.000	5.012	0.012	20486	0.0 %	20486				

MA34357

Method: ACCUTEST Operator: Admin Date of Analysis: 01 Jul 2014 11:37:39

Sample ID	Date	Type	Units	Conc.	µ Abs.	Wt.	Vol.
STDA - 1	01 Jul 2014 11:46:43	Std	ug/l	-	321	1.000	1.000
STDB - 1	01 Jul 2014 11:48:01	Std	ug/l	-	1606	1.000	1.000
STDC - 1	01 Jul 2014 11:49:22	Std	ug/l	-	3899	1.000	1.000
STDD - 1	01 Jul 2014 11:50:45	Std	ug/l	-	7510	1.000	1.000
STDE - 1	01 Jul 2014 11:52:11	Std	ug/l	-	19353	1.000	1.000
STDF - 1	01 Jul 2014 11:53:40	Std	ug/l	-	37642	1.000	1.000
ICV - 1	01 Jul 2014 13:02:06	SMPL	ug/l	2.8480	21604	1.000	1.000
ICB - 1	01 Jul 2014 13:03:22	SMPL	ug/l	-0.0551	-218	1.000	1.000
CCV - 1	01 Jul 2014 13:04:57	CK STND	ug/l	99.3% 2.4833	18863	1.000	1.000
CCB - 1	01 Jul 2014 13:06:16	CK STND	ug/l	-0.0431	-128	1.000	1.000
CRI - 1	01 Jul 2014 13:07:51	SMPL	ug/l	0.1553	1363	1.000	1.000
LOD(0.2)CONF - 1	01 Jul 2014 13:09:10	SMPL	ug/l	0.1675	1455	1.000	1.000
LOQ(0.15)CONF - 1	01 Jul 2014 13:10:32	SMPL	ug/l	0.2044	964	1.000	2.000
MP80404-MB1 - 1	01 Jul 2014 13:13:04	SMPL	ug/l	-0.0128	100	1.000	1.000
MP80404-LC1 - 1	01 Jul 2014 13:14:21	SMPL	ug/l	4.8847	18555	1.000	2.000
MP80404-S1 - 1	01 Jul 2014 13:15:39	SMPL	ug/l	2.2225	16902	1.000	1.000
MP80404-S2 - 1	01 Jul 2014 13:17:14	SMPL	ug/l	2.1844	16616	1.000	1.000
JB70312-10 - 1	01 Jul 2014 13:18:47	SMPL	ug/l	0.8373	6490	1.000	1.000
JB70312-4 - 1	01 Jul 2014 13:20:21	SMPL	ug/l	0.0133	296	1.000	1.000
CCV - 1	01 Jul 2014 13:21:48	CK STND	ug/l	98.9% 2.4735	18789	1.000	1.000
CCB - 1	01 Jul 2014 13:23:06	CK STND	ug/l	-0.0355	-71	1.000	1.000
JB70312-5 - 1	01 Jul 2014 13:24:41	SMPL	ug/l	0.1062	994	1.000	1.000
JB70312-7 - 1	01 Jul 2014 13:26:01	SMPL	ug/l	0.7942	6166	1.000	1.000
JB70312-8 - 1	01 Jul 2014 13:27:21	SMPL	ug/l	0.0512	581	1.000	1.000
JB70312-11 - 1	01 Jul 2014 13:28:48	SMPL	ug/l	0.0576	629	1.000	1.000
JB70312-12 - 1	01 Jul 2014 13:30:07	SMPL	ug/l	0.1276	1155	1.000	1.000
JB69945-2 - 1	01 Jul 2014 13:31:26	SMPL	ug/l	1.3691	10487	1.000	1.000
JB69945-3 - 1	01 Jul 2014 13:32:46	SMPL	ug/l	0.3571	2880	1.000	1.000
JB69945-4 - 1	01 Jul 2014 13:34:15	SMPL	ug/l	7.5225	56742	1.000	1.000
JB69945-6 - 1	01 Jul 2014 13:35:39	SMPL	ug/l	7.6647	57811	1.000	1.000
CCV - 1	01 Jul 2014 13:37:24	CK STND	ug/l	97.3% 2.4331	18485	1.000	1.000
CCB - 1	01 Jul 2014 13:39:19	CK STND	ug/l	-0.0877	-463	1.000	1.000
JB70028-1 - 1	01 Jul 2014 13:40:53	SMPL	ug/l	0.6454	5047	1.000	1.000
JB70048-1 - 1	01 Jul 2014 13:42:13	SMPL	ug/l	-0.0511	-188	1.000	1.000
JB70048-2 - 1	01 Jul 2014 13:43:40	SMPL	ug/l	0.0897	870	1.000	1.000
JB70048-3 - 1	01 Jul 2014 13:44:59	SMPL	ug/l	0.1054	988	1.000	1.000
JB70048-4 - 1	01 Jul 2014 13:46:19	SMPL	ug/l	0.6471	5060	1.000	1.000
JB70048-6 - 1	01 Jul 2014 13:47:39	SMPL	ug/l	0.1457	1291	1.000	1.000
JB70048-8 - 1	01 Jul 2014 13:49:05	SMPL	ug/l	-0.0185	57	1.000	1.000
JB70048-12 - 1	01 Jul 2014 13:50:25	SMPL	ug/l	0.0393	491	1.000	1.000
JB69849-2A - 1	01 Jul 2014 13:51:43	SMPL	ug/l	0.1450	1286	1.000	1.000
MP80405-MB1 - 1	01 Jul 2014 13:53:02	SMPL	ug/l	-0.0229	24	1.000	1.000
CCV - 1	01 Jul 2014 13:54:22	CK STND	ug/l	101.4% 2.5355	19255	1.000	1.000
CCB - 1	01 Jul 2014 13:55:38	CK STND	ug/l	-0.0167	70	1.000	1.000
MP80405-LC1 - 1	01 Jul 2014 13:57:13	SMPL	ug/l	5.1913	19707	1.000	2.000
MP80405-S1 - 1	01 Jul 2014 13:58:32	SMPL	ug/l	1.8146	13836	1.000	1.000
MP80405-S2 - 1	01 Jul 2014 14:00:07	SMPL	ug/l	1.8145	13835	1.000	1.000
JB69962-1 - 1	01 Jul 2014 14:01:41	SMPL	ug/l	-0.0334	-55	1.000	1.000
JB69962-2 - 1	01 Jul 2014 14:03:14	SMPL	ug/l	0.0403	499	1.000	1.000
JB69962-3 - 1	01 Jul 2014 14:04:34	SMPL	ug/l	0.0629	669	1.000	1.000
JB70601-1 - 1	01 Jul 2014 14:05:54	SMPL	ug/l	0.0528	593	1.000	1.000
JB70475-1 - 1	01 Jul 2014 14:07:14	SMPL	ug/l	0.0427	517	1.000	1.000
JB70478-1 - 1	01 Jul 2014 14:08:34	SMPL	ug/l	0.0768	773	1.000	1.000
CCV - 1	01 Jul 2014 14:09:53	CK STND	ug/l	101.3% 2.5324	19232	1.000	1.000
CCB - 1	01 Jul 2014 14:11:11	CK STND	ug/l	-0.0477	-163	1.000	1.000
JB70480-1 - 1	01 Jul 2014 14:12:47	SMPL	ug/l	0.0498	570	1.000	1.000
JB70487-1 - 1	01 Jul 2014 14:14:06	SMPL	ug/l	78.1015	29550	1.000	20.000
JB70492-7 - 1	01 Jul 2014 14:15:26	SMPL	ug/l	0.2883	2363	1.000	1.000
JB70492-8 - 1	01 Jul 2014 14:17:05	SMPL	ug/l	0.2843	2333	1.000	1.000
JB70492-9 - 1	01 Jul 2014 14:18:28	SMPL	ug/l	0.3999	3202	1.000	1.000
JB70492-10 - 1	01 Jul 2014 14:19:51	SMPL	ug/l	0.2340	1955	1.000	1.000
JB70538-1 - 1	01 Jul 2014 14:21:15	SMPL	ug/l	0.0192	340	1.000	1.000
JB70538-3 - 1	01 Jul 2014 14:22:37	SMPL	ug/l	0.0683	709	1.000	1.000
JB70538-10 - 1	01 Jul 2014 14:23:57	SMPL	ug/l	0.0604	650	1.000	1.000
JB70538-11 - 1	01 Jul 2014 14:25:17	SMPL	ug/l	0.1723	1491	1.000	1.000
CCV - 1	01 Jul 2014 14:26:37	CK STND	ug/l	101.0% 2.5242	19170	1.000	1.000
CCB - 1	01 Jul 2014 14:27:56	CK STND	ug/l	-0.0472	-159	1.000	1.000
JB70460-6A - 1	01 Jul 2014 14:50:02	SMPL	ug/l	0.0088	262	1.000	1.000
JB70460-12A - 1	01 Jul 2014 14:51:19	SMPL	ug/l	0.1972	1678	1.000	1.000

MA34357

Method: ACCUTEST Operator: Admin Date of Analysis: 01 Jul 2014 11:37:39

Sample ID	Date	Type	Units	Conc.	µ Abs.	Wt.	Vol.
JB70460-18A - 1	01 Jul 2014 14:52:38	SMPL	ug/l	0.0812	806	1.000	1.000
JB70460-24A - 1	01 Jul 2014 14:53:58	SMPL	ug/l	-0.0146	86	1.000	1.000
JB69945-4 - 1	01 Jul 2014 14:55:18	SMPL	ug/l	7.7194	29209	1.000	2.000
JB69945-6 - 1	01 Jul 2014 14:56:37	SMPL	ug/l	7.5321	28505	1.000	2.000
MP80406-MB1 - 1	01 Jul 2014 14:59:58	SMPL	ug/l	-0.0195	49	1.000	1.000
MP80406-LC1 - 1	01 Jul 2014 15:01:15	SMPL	ug/l	4.9898	18950	1.000	2.000
MP80406-S1 - 1	01 Jul 2014 15:02:34	SMPL	ug/l	1.9243	14661	1.000	1.000
CCV - 1	01 Jul 2014 15:04:10	CK STND	ug/l	98.1% 2.4531	18636	1.000	1.000
CCB - 1	01 Jul 2014 15:05:42	CK STND	ug/l	-0.0412	-114	1.000	1.000
MP80406-S2 - 1	01 Jul 2014 15:07:19	SMPL	ug/l	1.9060	14523	1.000	1.000
JB70128-13 - 1	01 Jul 2014 15:08:38	SMPL	ug/l	0.0100	271	1.000	1.000
JB70128-1 - 1	01 Jul 2014 15:10:11	SMPL	ug/l	0.5878	4614	1.000	1.000
JB70128-2 - 1	01 Jul 2014 15:11:31	SMPL	ug/l	0.1624	1417	1.000	1.000
JB70128-3 - 1	01 Jul 2014 15:12:58	SMPL	ug/l	0.0665	696	1.000	1.000
JB70128-4 - 1	01 Jul 2014 15:14:19	SMPL	ug/l	0.0897	870	1.000	1.000
JB70128-5 - 1	01 Jul 2014 15:15:39	SMPL	ug/l	0.1175	1079	1.000	1.000
JB70128-6 - 1	01 Jul 2014 15:16:59	SMPL	ug/l	0.0941	903	1.000	1.000
JB70128-7 - 1	01 Jul 2014 15:18:18	SMPL	ug/l	0.0301	422	1.000	1.000
CCV - 1	01 Jul 2014 15:19:38	CK STND	ug/l	103.7% 2.5920	19680	1.000	1.000
CCB - 1	01 Jul 2014 15:20:56	CK STND	ug/l	-0.0407	-110	1.000	1.000
JB70128-10 - 1	01 Jul 2014 15:22:31	SMPL	ug/l	0.1115	1034	1.000	1.000
JB70128-11 - 1	01 Jul 2014 15:23:50	SMPL	ug/l	0.1119	1037	1.000	1.000
JB70128-12 - 1	01 Jul 2014 15:25:09	SMPL	ug/l	0.2111	1783	1.000	1.000
JB70493-9 - 1	01 Jul 2014 15:26:29	SMPL	ug/l	3.1413	23809	1.000	1.000
JB70130-1 - 1	01 Jul 2014 15:27:51	SMPL	ug/l	41.9852	315795	1.000	1.000
JB70130-2 - 1	01 Jul 2014 15:29:30	SMPL	ug/l	21.4417	161371	1.000	1.000
JB70130-3 - 1	01 Jul 2014 15:31:35	SMPL	ug/l	1.9756	15046	1.000	1.000
JB70130-4 - 1	01 Jul 2014 15:33:42	SMPL	ug/l	40.2153	302491	1.000	1.000
JB70130-5 - 1	01 Jul 2014 15:35:20	SMPL	ug/l	-0.3388	-2351	1.000	1.000
CCV - 1	01 Jul 2014 15:37:49	CK STND	ug/l	93.1% 2.3273	17690	1.000	1.000
CCB - 1	01 Jul 2014 15:39:14	CK STND	ug/l	(L)-0.1423	-874	1.000	1.000
JB70130-6 - 1	01 Jul 2014 15:40:51	SMPL	ug/l	0.1374	1229	1.000	1.000
JB70130-7 - 1	01 Jul 2014 15:42:11	SMPL	ug/l	0.8126	6304	1.000	1.000
JB70591-6A - 1	01 Jul 2014 15:43:36	SMPL	ug/l	-0.0354	-70	1.000	1.000
JB70130-1 - 1	01 Jul 2014 15:47:13	SMPL	ug/l	45.7212	17380	1.000	20.000
JB70130-2 - 1	01 Jul 2014 15:48:31	SMPL	ug/l	22.4189	17048	1.000	10.000
CONF - 1	01 Jul 2014 15:50:06	SMPL	ug/l	2.2649	17221	1.000	1.000
JB70130-5 - 1	01 Jul 2014 15:51:42	SMPL	ug/l	0.0201	347	1.000	1.000
JB70130-4 - 1	01 Jul 2014 15:53:51	SMPL	ug/l	40.8947	15566	1.000	20.000
CCV - 1	01 Jul 2014 15:57:01	CK STND	ug/l	103.4% 2.5855	19631	1.000	1.000
CCB - 1	01 Jul 2014 15:58:19	CK STND	ug/l	-0.0418	-118	1.000	1.000

ACCUTEST

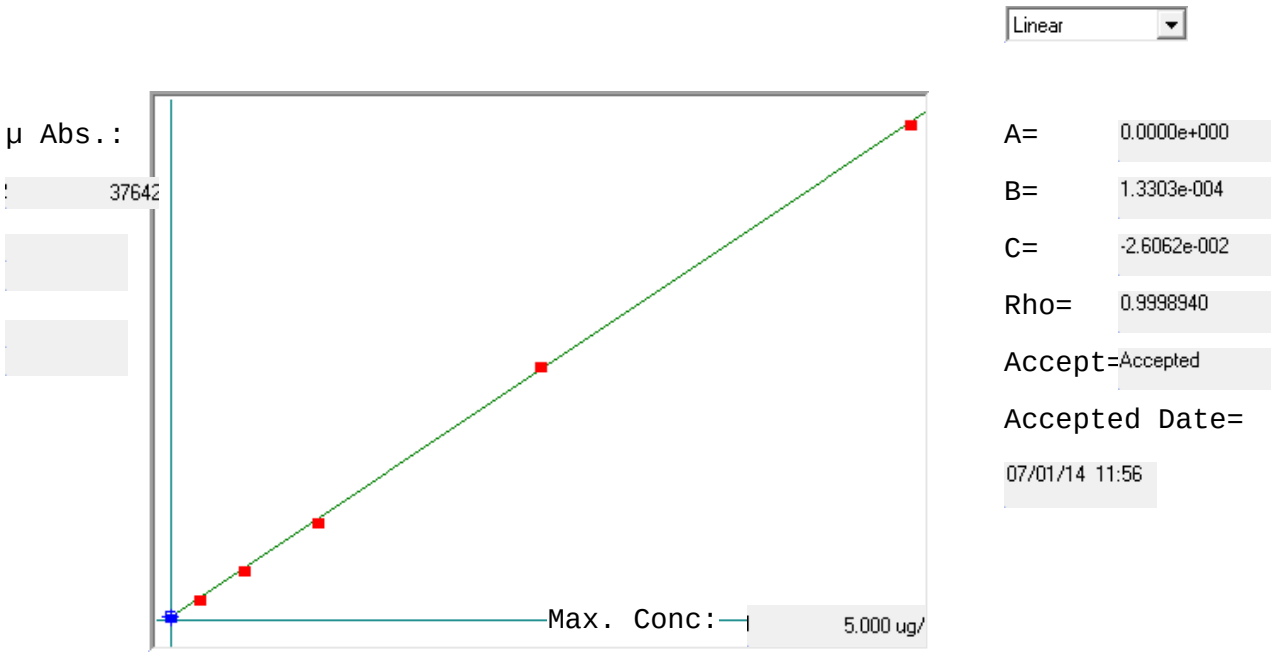

Std ID	Conc.	Calc.	Dev.	Mean	SD or %RSD	Rep 1	Rep 2	Rep 3	Rep 4	Rep 5
STDA	0.000	0.017	0.017	321	0.000	321				
STDB	0.200	0.188	-0.012	1606	0.0 %	1606				
STDC	0.500	0.493	-0.007	3899	0.0 %	3899				
STDD	1.000	0.973	-0.027	7510	0.0 %	7510				
STDE	2.500	2.549	0.049	19353	0.0 %	19353				
STDF	5.000	4.982	-0.018	37642	0.0 %	37642				

ACCUTEST.

Mercury Digestion Log

Product: HG / EHG
Matrix: Aq / Liq / DW

MA Batch: MA34353
Analyst: (TW)
Date: 6/30/14
Balance: N/A
Reagents: See attached sheet
Thermometer ID: 420

Methods (Circle as appropriate)

EPA 245.1 SW846 7470A

Type of Digestion:

Hot Block ID: 2 Start Time: 9:30 Temp: 95 C End time: 11:30 Temp: 95 C Tubes: 1 to 37

Hot Block ID: ___ Start Time: ___ Temp: ___ End time: ___ Temp: ___ Tubes: ___

Bot #	Sample ID	pH <2 Y/N	Initial Samp Vol ml	Final Samp Vol ml	Spiked Used: Amount Spiked	Spiked Used: Added- Y or N	Spikelot and Conc (mg/L)	MP Number	Comments
1	ICV		30	30	3.0 ML		0.03		0.030 ppm Hg std.(Ext)
2	ICB								
	CCV				2.5 ML		0.03		0.030 ppm Hg std.
	CCB								
3	CRA				2.0 ML		0.003		0.003 ppm Hg std.
4	MP80351-MB2							[illegible]	
5	LCS1				2.0		0.003		TCLP
6	JB70250-2A								
7	MP80393-MB1							[illegible]	
8	MB1								
9	S1				2.0		0.03		
10	S2								
11	JB70286-1A								JB70286-1A
12	MP80394-MB1							[illegible]	
	CCV				2.5 ML		0.03		0.03 ppm Hg std.
	CCB								
13	MP80396-MB1								
14	S1				2.0		0.03		
15	S2								
16	JB70197-1								JB70197-1
17	-2								
18	-3								
19	-4								
20	-5								
21	-6								
22	-7								
	CCV				2.5 ML		0.03		0.03 ppm Hg std.
	CCB								
23	JB70354-3B								
24	-7B								
25	MP80395-MB1							[illegible]	
26	MB1								
27	S1				2.0		0.03		
28	S2								
29	JB70271-2								JB70271-2
30	JB70271-1 (TW)								
31	JB70258-1	N							
32	JB70491-1A								
	CCV				2.5 ML		0.03		0.03 ppm Hg std.
	CCB								

Form GN022A-02
Revision Date: 03/25/13

ANALYST: [signature]
QC REVIEWER: ___

DATE: 6/30/14
DATE: ___

11.7.1 11

ACCUTEST

Mercury Digestion Log

Product: HG / EHG
Matrix: Aq / Liq / DW

MA Batch: MA34353
Analyst: JW
Date: 6/30/14
Balance: N/A
Reagents: See attached sheet
Thermometer ID: 620

Methods (Circle as appropriate)

EPA 245.1 SW846 7470A

Type of Digestion:

Hot Block ID 8 Start Time: 9:30 Temp: 95 °C End time: 11:30 Temp: 95 °C Tubes: 1 to 37
Hot Block ID 8 Start Time 12:00 Temp: " End time: 14:00 Temp: " Tubes: 38 to 93

Bot #	Sample ID	pH <2 Y/N	Initial Sample Vol ml	Final Samp Vol ml	Spiked Used: Amount Spiked	Spiked Used: Added- Y or N	Spikelot and Conc (mg/L)	MP Number	Comments
33	JB70491-2A	Y	30	30					
34	JB70541-1								Tclp
35	MP80195-MB3	N							
36	LC2				2.0	✓	0.03	[redacted]	
37	JB70342-1	Y							
38	MP80396-MB1	N							
39	LC1				2.0	✓	✓	[redacted]	[redacted]
40	S1	Y				✓	✓		
41	S2					✓	✓		JB70044-10
42	JB70044-10								
	CCV				2.5 ML	✓	0.03		0.03 ppm Hg std.
	CCB								
43	JB70044-11								
44	-12								
45	-13								
46	-14								
47	-15								
48	-17								
49	MP80397-MB1	N							
50	LC1				2.0	✓	0.03	[redacted]	SW846
51	S1	Y				✓			
52	S2					✓			JB70114-1
	CCV				2.5 ML	✓	0.03		0.03 ppm Hg std.
	CCB								
53	JB70114-1								
54	-2								
55	-3								
56	-4								
57	-5								
58	-6								
59	-7								
60	-8								
61	-9								
62	-1F								
	CCV				2.5 ML	✓	0.03		0.03 ppm Hg std.
	CCB								

Form GN022A-02
Revision Date: 03/25/13

ANALYST: [signature]
QC REVIEWER:

DATE: 6/30/14
DATE:

11.7.1 11

ACCUTEST.

Mercury Digestion Log

Product (HG) / EHG
Matrix: (Aq) / Liq / DW

MA Batch: MA34353
Analyst: (JW)
Date: 6/30/14
Balance: N/A
Reagents: See attached sheet
Thermometer ID: 420

Methods (Circle as appropriate)

(EPA 245.1) (SW846 7470A)

Type of Digestion:

Hot Block ID 8 Start Time: 12:00 Temp: 95° End time: 16:00 Temp: 95° Tubes: 38 to 53

Hot Block ID ___ Start Time ___ Temp: ___ End time: ___ Temp: ___ Tubes: ___

Bot #	Sample ID	pH <2 Y/N	Initial Sample Vol ml	Final Samp Vol ml	Spiked Used: Amount Spiked	Spiked Used: Added- Y or N	Spikelot and Conc (mg/L)	MP Number	Comments
63	JB70114 -2	Y	30	30					SW846
64	-3								
65	-4								
66	-5								
67	-6								
68	JB64500 -7 5R (JW)								
69	-8								
70	-9								
71	JB70128-8								
72	-14								
	CCV				2.5 ML	Y	0.03		0.03 ppm Hg std.
	CCB								
73	mp80318-MB1	N						[redacted]	
74	MB1				2.0	Y	0.03		TLP
75	S1					Y			
76	S2					Y			JB70480-6A,B
77	JB70480-6A,B								
78	-12A,B	Y							
79	-18A,B								
80	-24A,B								
81	JB70425-1A								
82	JB70428-1A								
	CCV				2.5 ML	Y	0.03		0.03 ppm Hg std.
	CCB								
83	mp80319-MB1	N						[redacted]	
84	MB1				2.0	Y	0.03		
85	S1					Y			
86	S2					Y			JB70492-7A
87	JB70492-7A								
88	-8A	Y							
89	-9A								
90	-10A								
91	JB70493-9A								
92	mp80400-LMB1	N							
	CCV				2.5 ML	Y	0.03		0.03 ppm Hg std.
	CCB								
93	mp80400-LLC1	N			2.0	Y	0.03		
94									
95									
96									
97									
98									
99									
100									
	CCV				2.5 ML		0.03		0.03 ppm Hg std.
	CCB								

Form GN022A-02

ANALYST: [signature]

DATE: 6/30/14

11.7.1 11

ACCUTEST.

Mercury Digestion Log

Product: HG / EHG / HGCLP
Matrix: Aq / Liq

MA Batch #: MA 34353
Analyst: GW
Date: 6/30/14
Balance ID: N/A
Reagents: See attached sheet
Thermometer ID: 420

Methods (Circle as appropriate)

EPA 245.1 SW846 7470A EPA 245.1 CLP-M

Type of Digestion:

Hot Block: Start Time: 1130 Temp: 95° C End time: 1336 Temp: 95° C

Water Bath Start Time: _____ Temp: _____ End time: _____ Temp: _____

Bot #	Sample ID	Initial Sample Vol ml	Final Samp Vol ml	Spiked Used: Amount Spiked	Spiked Used: Added- (Y or N	Spikelot and Conc (mg/L)	MP Number	Comments
S-1	Calibration Blank	30 ml	30 ml	0.0 ml				
S-2	0.20 ug/l standard	30 ml	30 ml	2.0 ml	Y	0.0030		
S-3	0.50 ug/l standard	30 ml	30 ml	5.0 ml	Y	0.0030		
S-4	1.00 ug/l standard	30 ml	30 ml	1.0 ml	Y	0.0300		
S-5	2.50 ug/l standard	30 ml	30 ml	2.5 ml	Y	0.0300		
S-6	5.00 ug/l standard	30 ml	30 ml	5.0 ml	Y	0.0300		

Analyst: _____ Date: 6/30/14
QC Reviewer: _____ Date: _____

Form: GN-022A3
Rev. Date: 03/25/13

11.7.1 11

ACCUTEST.

Reagent Information Log- Hg Waters

MA # 34353

Reagents	Exp. Date	Reagent # or manufacturer lot #
Conc. Sulfuric Acid	6/16	Fisher 141489
Conc. Nitric Acid	6/16	Baker 7K185
Sodium Chloride-Hydroxylamine Hydrochloride	12/12/14	HG-1492-78-- HGHCL
Potassium Permanganate 5%	12/12/14	HG-1492-76 -- HGKM1
Potassium Persulfate	12/12/14	HG-1492-77 -- HGKS
Stannous Chloride	7/1/14	HG-1496--120-- HGS
STD Hg standard solution 1000 ppm	1/31/2016	ULTRA JO1211
STD Hg standard solu ion 30 ppb	7/1/14	HG-1496--117 -- HGA3
STD Hg standard solu ion 3 ppb	7/1/14	HG-1496--118 -- HGA4
ICV Hg standard solution 1000 ppm	2/1/2015	IN ORG VENTURE F2-HG0215
ICV Hg standard soluti on 30 ppb	7/1/14	HG-1496--119 --HGB3
Dilution Acid	12/11/14	HG-1458--67 --HGD2(AQ)
Digestion Tubes Lot	N/A	EXPIRES HG-- -- --HGD2(AQ) 140495
pH Paper	N/A	Hydrion Papers 1 to 12, Lot #

Form: GN087A79-03
Rev. Date: 02/27/13

11.7.1 11

ACCUTEST

Mercury Digestion Log

Product: **HG / HGCLP / HGLIQ**
Matrix: **Soil**

MA Batch #: MA34357
Analyst: DARSHAP
Date: 7/1/2014
Balance ID: 24
Reagents: See attached shee
Thermometer ID: 420

Methods (Circle as appropriate)

SW846 7471B **EPA 245.5 CLP-M**

Type of Digestion: Hot:Block#: 7 Hot Block: Start Time: 10:30 Temp: 95 pm 95 End Time: 11:00 Temp: 95 pm 95 Tubes 4-27
Hot:Block#: Hot:Block: Start Time:_____ Temp:_____ End Time:_____ T Temp: Tubes

Bot #	Sample ID	Initial Sample Wt. in g	Final Samp Vol ml	Spike Used Amount Spiked	Spike Used Added-Y or N	Spikelot and Conc (mg/L)	MP Number	Comments
1	ICV		100	3.0 ml	Y	0.1		
2	ICB							
	CCV			2.5 ml	Y	0.1		
	CCB							
3	CRI			2.0 ml	Y	0.01		
4	MP80404-MB1	0.6013					MP80404	
5	MP80404-LC1	0.1004						
6	MP80404-S1	0.6167		2.0ml	Y	0.1		JB70312-10
7	MP80404-S2	0.6256		2.0ml	Y	0.1		JB70312-10
8	JB70312-10	0.6253						
9	JB70312-4	0.6569						
10	JB70312-5	0.6584						
11	JB70312-7	0.6681						
12	JB70312-8	0.6409						
	CCV			2.5 ml	Y	0.1		
	CCB							
13	JB70312-11	0.6489						
14	JB70312-12	0.6413						
15	JB69945-2	0.6683						
16	JB69945-3	0.6224						
17	JB69945-4	0.6623						
18	JB69945-6	0.6166						
19	JB70028-1	0.6147						
20	JB70048-1	0.6257						
21	JB70048-2	0.6143						
22	JB70048-3	0.6511						
	CCV			2.5 ml	Y	0.1		
	CCB							
23	JB70048-4	0.6071						
24	JB70048-6	0.6377						
25	JB70048-8	0.6036						
26	JB70048-12	0.6734						
27	JB69849-2A	0.6255						
28	MP80405-MB1	0.6014					MP80405	
29	MP80405-LC1	0.1009						
30	MP80405-S1	0.6427		2.0ml	Y	0.1		JB69962-1
31	MP80405-S2	0.6192		2.0ml	Y	0.1		JB69962-1
32	JB69962-1	0.6385						
	CCV			2.5 ml	Y	0.1		
	CCB							

11.7.2

11

Form: GN-022F
Revision Date:06/09/08

ANALYST: [signature]
QC REVIEWER: _____

DATE: 6 7/1/14
DATE: _____

ACCUTEST

Mercury Digestion Log

Product: **HG / HGCLP / HGLIQ**
Matrix: **Soil**

Methods (Circle as appropriate)

SW846 7471B **EPA 245.5 CLP-M**

MA Batch #:	MA34357
Analyst:	DARSHAP
Date:	7/1/2014
Balance ID:	24
Reagents:	See attached shee
Thermometer ID:	420

Type of Digestion:
Hot:Block#: 7 Hot Block: Start Time: 11:30 Temp: 95°295 End Time: 12:00 Temp: 95°295 Tubes 28.75
Hot:Block#: Hot:Block: Start Time:_____ Temp:_____ End Time:_____ T Temp: Tubes

Bot #	Sample ID	Initial Sample Wt. in g	Final Samp Vol ml	Spike Used Amount Spiked	Spike Used Added-Y or N	Spikelot and Conc (mg/L)	MP Number	Comments
33	JB69962-2	0.6626	100					
34	JB69962-3	0.6413						
35	JB70601-1	0.6782						
36	JB70475-1	0.6506						
37	JB70478-1	0.6512						
38	JB70480-1	0.6453						
39	JB70487-1	0.6164						
40	JB70492-7	0.6393						
41	JB70492-8	0.6669						
42	JB70492-9	0.6296						
	CCV			**2.5 ml**	**Y**	**0.1**		
	CCB							
43	JB70492-10	0.6131						
44	JB70538-1	0.6010						
45	JB70538-3	0.6787						
46	JB70538-10	0.6355						
47	JB70538-11	0.6357						
48	JB70460-6A	0.6227						
49	JB70460-12A	0.6274						
50	JB70460-18A	0.6843						
51	JB70460-24A	0.6446						
52	MP80406-MB1	0.6010					MP80406	
	CCV			**2.5 ml**	**Y**	**0.1**		
	CCB							
53	MP80406-LC1	0.1008						
54	MP80406-S1	0.6369		**2.0ml**	**Y**	**0.1**		JB70128-13
55	MP80406-S2	0.6399		**2.0ml**	**Y**	**0.1**		JB70128-13
56	JB70128-13	0.6365						
57	JB70128-1	0.6105						
58	JB70128-2	0.6836						
59	JB70128-3	0.6681						
60	JB70128-4	0.6599						
61	JB70128-5	0.6518						
62	JB70128-6	0.6720						
	CCV			**2.5 ml**	**Y**	**0.1**		
	CCB							
63	JB70128-7	0.6551						
64	JB70128-10	0.6609						
65	JB70128-11	0.6458						
66	JB70128-12	0.6331						

11.7.2 11

Form: GN-022F
Revision Date:06/09/08

ANALYST: _____ DATE: 7/1/14
QC REVIEWER: _____ DATE: _____

ACCUTEST

Mercury Digestion Log

Product: **HG / HGCLP / HGLIQ**
Matrix: **Soil**

Methods (Circle as appropriate)

SW846 7471B **EPA 245.5 CLP-M**

MA Batch #:	MA34357
Analyst:	DARSHAP
Date:	7/1/2014
Balance ID:	24
Reagents:	See attached shee
Thermometer ID:	420

Type of Digestion: Hot:Block#: 7 Hot Block: Start Time: 11:30 Temp: 95°-95 End Time: 12:00 Temp: 95°-95 Tubes 28-75
Hot:Block#: Hot:Block: Start Time:_____ Temp:_____ End Time:_____ T Temp: Tubes

Bot #	Sample ID	Initial Sample Wt. in g	Final Samp Vol ml	Spike Used Amount Spiked	Spike Used Added-Y or N	Spikelot and Conc (mg/L)	MP Number	Comments
67	JB70493-9	0.6123	100					
68	JB70130-1	0.6675						
69	JB70130-2	0.6139						
70	JB70130-3	0.6240						
71	JB70130-4	0.6897						
72	JB70130-5	0.6599						
	CCV			2.5 ml	Y	0.1		
	CCB							
73	JB70130-6	0.6456						
74	JB70130-7	0.6626						
75	JB70591-6A	0.6244						
76								
77								
78								
79								
80								
81								
82								
	CCV			2.5 ml		0.1		
	CCB							
83								
84								
85								
86								
87								
88								
89								
90								
91								
92								
	CCV			2.5 ml		0.1		
	CCB							
93								
94								
95								
96								
97								
98								
99								
100								
101								
102								
	CCV			2.5 ml		0.1		
	CCB							
103								
104								
105								
106								
107	Form: GN-022F			ANALYST:			DATE:	7/1/14
108	Revision Date:06/09/08			QC REVIEWER:			DATE:	

11.7.2 11

ACCUTEST

Mercury Digestion Log

Product: HG / HGCLP / HGLIQ
Matrix: Soil

Methods (Circle as appropriate)

SW846 7471B **EPA 245.5 CLP-M**

MA Batch #:	MA34357
Analyst:	DARSHAP
Date:	7/1/2014
Balance ID:	24
Reagents:	See attached sheet
Thermometer ID:	420

Type of Digestion: Hot Block#: 7 Hot:Block: Start Time: 10:30 Temp: 95°-95 End Time: 11:30 T Temp: 95°-95 Tubes 1
Hot Block#: Hot:Block: Start Time:_____ Temp:_____ End Time:_____ T Temp: Tubes

Bot #	Sample ID	Initial Sample Vol in ml	Final Sample Vol in ml	Spiked Used		Spikelot and Conc (mg/L)	MP Number	Comments
				Amount Spiked	Added- Y or N			
S-1	Calibration Blank	100 ml	100 ml	N/A	N	N/A	N/A	N/A
S-2	0.20 ug/l standard	100 ml	100 ml	2.0 ml	Y	0.0100	N/A	
S-3	0.50 ug/l standard	100 ml	100 ml	5.0 ml	Y	0.0100	N/A	
S-4	1.00 ug/l standard	100 ml	100 ml	1.0 ml	Y	0.1000	N/A	
S-5	2.50 ug/l standard	100 ml	100 ml	2.5 ml	Y	0.1000	N/A	
S-6	5.00 us/l standard	100 ml	100 ml	5.0 ml	Y	0.1000	N/A	

Analyst: _____ **Date:** 7/1/14
QC Reviewer: _____ **Date:** _____

Form: GN-022E
Rev. Date: 06/09/08

11.7.2 11

ACCUTEST

Reagent Information Log- Hg Soil

MA # 34357

Reagents	Exp. Date	Reagent # or manufacturer lot #
Conc. Sulfuric Acid	6/16	Fisher 14/489
Conc. Nitric Acid	6/16	Baker 0000074185
Sodium Chloride-Hydroxylamine Hydrochloride	12/20/14	HG-1492-112-HGHCL
Potassium Permanganate	12/20/14	HG-1492-110-HGKM2
Stannous Chloride	7/2/14	HG-1492-141-HGS
STD Hg standard solution 1000 ppm	1/31/16	(FY) PP 7/1/14 ~~En. 2~~ Ultra. J0/2/1
STD Hg standard solution 100 ppb	7/2/14	HG-1492-138-HGA1
STD Hg standard solution 10 ppb	7/2/14	HG-1492-139-HGA2
ICV Hg standard solution 1000 ppm	2/1/15	En. Org. venture - F2-Hg02105
ICV Hg standard solution 50 ppb	7/2/14	HG-1492-140-HGB1
Solid Lab control	11/14/16	D0-82-540 - ERA
Aqua Regia	7/2/14	HG-1492-142-HGKAQ
Dilution acid	12/12/14	HG-1492-79-HGD1
Digestion Tubes Lot	N/A	Envi Express ~~1404095~~ 1404095 (FY) PP 7/1/14
Teflon Chips	N/A	Saint gobain - F718-2G022

Form: GN087A80-03
Rev. Date: 10/15/12

11.7.2 11

ACCUTEST LABORATORIES

Accutest Aqueous Metals Digestion Form

Batch Information

Batch ID	Start Date	Start Time	End Date	End time	QC Samp 1	QC Samp 2
MP80306	6/26/2014	9:00	6/26/2014	15:00	JB70163-1	

Temperature

		Block ID1	Therm. ID#	Temperature	Correction	Corrected Temp
1	Start	8	405	91	0	91
1	End	8	405	93	0	93
2	Start					
2	End					

Methods and Equipment

	Dig. Method	Heating Method		Auto Pipette #	Digestion Tube Lot #	
	SW846 3010A	Digestion Block		M-54	1404095	

Sample ID	Bottle Number	Pres (Y/N)	Initial Sample Volume	Final Volume in ML	Reagent Groups Added	Spike Groups Added	Comments
MP80306-MB1	N/A	N	50	50	A & B		
MP80306-S1	3	Y	50	50	A & B	A & B	
MP80306-S2	3	Y	50	50	A & B	A & B	
MP80306-SD1	3	Y	50	50	A & B		
JB64500-58	2	Y	50	50	A & B		
JB70041-1F	3	Y	50	50	A & B		
JB70041-2F	3	Y	50	50	A & B		
JB70041-3F	3	Y	50	50	A & B		
JB70041-4F	3	Y	50	50	A & B		
JB70041-5F	3	Y	50	50	A & B		
JB70041-6F	3	Y	50	50	A & B		
JB70041-7F	3	Y	50	50	A & B		
JB70041-8F	3	Y	50	50	A & B		
JB70057-2	5	Y	50	50	A & B		
JB70089-1	3	Y	50	50	A & B		
JB70128-14	3	Y	50	50	A & B		
JB70128-8	3	Y	50	50	A & B		
JB70163-1	3	Y	50	50	A & B		
JB70163-2	3	Y	50	50	A & B		
JB70163-3	3	Y	50	50	A & B		
JB70163-4	3	Y	50	50	A & B		
JB70163-5	3	Y	50	50	A & B		
JB70163-6	3	Y	50	50	A & B		
MP80306-LC1	N/A	Y	50	50	A & B		
MP80306-LC2	N/A	Y	50	50	A & B		FB
MP80306-MB2	N/A	Y	50	50	A & B		JB70041

Reagents Groups

Group	Description	MLs Used
A	CONC HNO3	3
B	1:1 HCL	5
C		
D		
E		
F		
G		
H		

Spike Groups

Group	Description	MLs Used
A	SP	0.5
B	MIN1	0.5
C		
D		
E		
F		
G		
H		

Comments:

Analyst AMIRAHH **Approved by** VERONICA **Approved on** 6/26/2014

Note: Reagent traceability for batch Start Date can be seen on the reagent traceability page for this batch.
Serial Dilution samples shown for QC purposes only.
Acceptable Temperature range is 90-95 degrees C unless otherwise noted

ACCUTEST

Aqueous Digestion Reagent Information Log

Digestion Reagents Information Log

Digestion Batch ID: MP 80306
Matrix: AQ

Standard/Reagent Type	Exp. Date	Standard/Reagent ID
Spiking Solution - Reg. Spike	12/18/14	MP-013-0661 -SP
Spiking Solution - Min. Spike	12/14/14	MP-013-0658 -MIN1
Spiking Solution - Odd Spike	12/10/14	MP-013-0660 -ODD
Spiking Solution - Other		
Spiking Solution - Other		
Nitric Acid	06/2016	E-000007 4185 J.T. Baker
Nitric Acid (1:1)	/14	MP-013-20- -HNO3 (1:1)
Hydrochloric Acid	12/25/14	MP-013-20-202 -HCl (1:1)
Hydrogen Peroxide		Lot #: Mfg.
Lab Control	09/01/14	MP-~~0~~151-119 -LCW
Spike Blank		
Filter Lot (sample filtration)	N/A	Lot #: FC008135 Mfg. Fisher Scientific
Digestion Tubes Lot	N/A	Lot #: 1404095 Mfg. Environmental Express
pH Paper	10/15/16	Hydrion Paper 1 to 12, lot #228713

Form: AA014B-01
Rev. Date: 5/12/08

11.7.3 11

ACCUTEST LABORATORIES

Solids/Soil Metals Digestion Form

Batch Information

Batch ID	Start Date	Start Time	End Date	End time	QC Samp 1	QC Samp 2
MP80319	6/26/2014	14:30	6/26/2014	1830	JB70128-13	

Temperature

		Block ID	Therm. ID#	Balance ID	Temperature	Correction	Corrected Temp
1	Start	4	394	B41	93	0	93
1	End	4	394	NA	93	0	93
2	Start						
2	End			NA			

Methods and Equipment

	Dig. Method	Heating Method		Auto Pipette #	Digestion Tube Lot #	
	SW846 3050B	Digestion Block		M-54	1404095	

Sample ID	Bottle ID	Final Volume (ML)	Wet Weight (G)	Reagent Groups Added	Spike Groups Added	Comments
MP80319-MB1	N/A	50	0.52	ABCD		
MP80319-B1	N/A	50	0.52	ABCD	AB	
MP80319-S1	1	50	0.87	ABCD	AB	
MP80319-S2	1	50	0.89	ABCD	AB	
MP80319-SD1	1	50	0.83	ABCD		
JB69103-23R	1	50	0.53	ABCD		
JB69103-24R	1	50	0.53	ABCD		
JB69103-25R	1	50	0.51	ABCD		
JB69103-26R	1	50	0.52	ABCD		
JB69103-27R	1	50	0.54	ABCD		
JB69849-2A	1	50	0.52	ABCD		
JB70128-1	1	50	0.89	ABCD		
JB70128-10	1	50	0.74	ABCD		
JB70128-11	1	50	0.81	ABCD		
JB70128-12	1	50	0.71	ABCD		
JB70128-13	1	50	0.83	ABCD		
JB70128-2	1	50	0.81	ABCD		
JB70128-3	1	50	0.70	ABCD		
JB70128-4	1	50	0.90	ABCD		
JB70128-5	1	50	0.90	ABCD		
JB70128-6	1	50	0.90	ABCD		
JB70128-7	1	50	0.66	ABCD		
JB70169-1	1	50	0.53	ABCD		
JB70169-3	1	50	0.54	ABCD		
JB70169-5	1	50	0.51	ABCD		
MP80319-LC1	1	50	0.54	ABCD		

Reagents Groups

Group	Description	MLs Used
A	1:1 HNO3	5
B	CONC HNO3	2.5
C	30% H2O2	4
D	CONC HCL	5
E		
F		
G		
H		

Spike Groups

Group	Description	MLs Used
A	SP	1
B	MIN2	1
C		
D		
E		
F		
G		
H		

Comments:

Analyst GINAM **Approved by** VERONICA **Approved on** 6/27/2014

Note: Reagent traceability for batch Start Date can be seen on the reagent traceability page for this batch.
Serial Dilution samples shown for QC purposes only.
Acceptable Temperature range is 90-95 degrees C unless otherwise noted

ACCUTEST.

Soil Digestion Reagents Information Log

Digestion Reagents Information Log

Digestion Batch ID: MP 80319
Matrix: SOIL

Standard/Reagent Type	Exp. Date	Standard/Reagent ID
Spiking Solution - Reg. Spike	12/18/14	MP-013- 661 -SP
Spiking Solution - Min. Spike	12/14/14	MP-013- 659 -MIN2
Spiking Solution - Odd Spike	12/16/14	MP-013- 660 -ODD
Spiking Solution - Other		
Spiking Solution - Other		
Nitric Acid	06/2016	E-000000 74185 J.T. Baker
Nitric Acid (1:1)	12/24/14	MP-013- 20-201 -HNO3 (1:1)
Hydrochloric Acid	06/2016	E-000000 68623 J.T. Baker
Hydrogen Peroxide	06/2016	Lot #: 142358 Mfg. Fisher Scientific
Lab Control	06/17/15	Lot #: 0082-540 Mfg. ERA
Spike Blank		
Filter Lot (sample filtration)	N/A	Lot #: FC008135 Mfg. Fisher Scientific
Digestion Tubes Lot	N/A	Lot #: 1404095 Mfg. Environmental Express
Teflon Chips	N/A	Batch # F718-260022 Saint Gobain
Filter Mate Filtration Device	N/A	Lot # 40107756 Mfg. Environmental Express

Form: AA014A-02
Rev. Date: 10/15/12

11.7.4 11

New Jersey ACCUTEST LABORATORIES

General Chemistry

QC Data Summaries

Includes the following where applicable:

- Percent Solids Raw Data Summary

Percent Solids Raw Data Summary

Job Number: JB70128
Account: LANGAN Langan Engineering & Environmental
Project: Carroll Gardens, 363-365 Bond Street, Brooklyn, NY

Sample: JB70128-1 **Analyzed:** 25-JUN-14 by NR **Method:** SM2540 G-97
ClientID: 400-PE-15

Wet Weight (Total)	33.39	g
Tare Weight	26.42	g
Dry Weight (Total)	30.5	g
Solids, Percent	58.5	%

Sample: JB70128-2 **Analyzed:** 25-JUN-14 by NR **Method:** SM2540 G-97
ClientID: 401-PE-14

Wet Weight (Total)	32.67	g
Tare Weight	26.71	g
Dry Weight (Total)	30.17	g
Solids, Percent	58.1	%

Sample: JB70128-3 **Analyzed:** 25-JUN-14 by NR **Method:** SM2540 G-97
ClientID: 402-PE-12

Wet Weight (Total)	31.29	g
Tare Weight	24.44	g
Dry Weight (Total)	28.98	g
Solids, Percent	66.3	%

Sample: JB70128-4 **Analyzed:** 25-JUN-14 by NR **Method:** SM2540 G-97
ClientID: 403-DUP-7

Wet Weight (Total)	30.81	g
Tare Weight	24.33	g
Dry Weight (Total)	28.11	g
Solids, Percent	58.3	%

Sample: JB70128-5 **Analyzed:** 25-JUN-14 by NR **Method:** SM2540 G-97
ClientID: 404-PE-33

Wet Weight (Total)	27.26	g
Tare Weight	21.68	g
Dry Weight (Total)	25.09	g
Solids, Percent	61.1	%

Sample: JB70128-6 **Analyzed:** 25-JUN-14 by NR **Method:** SM2540 G-97
ClientID: 405-PE-35

Wet Weight (Total)	31.45	g
Tare Weight	22.64	g
Dry Weight (Total)	27.68	g
Solids, Percent	57.2	%

Percent Solids Raw Data Summary

Job Number: JB70128
Account: LANGAN Langan Engineering & Environmental
Project: Carroll Gardens, 363-365 Bond Street, Brooklyn, NY

Sample: JB70128-7 **Analyzed:** 25-JUN-14 by NR **Method:** SM2540 G-97
ClientID: 406-PE-34

Wet Weight (Total)	30.68	g
Tare Weight	23.26	g
Dry Weight (Total)	28.67	g
Solids, Percent	72.9	%

Sample: JB70128-10 **Analyzed:** 25-JUN-14 by NR **Method:** SM2540 G-97
ClientID: 409-PE-31

Wet Weight (Total)	34.14	g
Tare Weight	26.6	g
Dry Weight (Total)	31.68	g
Solids, Percent	67.4	%

Sample: JB70128-11 **Analyzed:** 25-JUN-14 by NR **Method:** SM2540 G-97
ClientID: 410-PE-36

Wet Weight (Total)	32.25	g
Tare Weight	26.35	g
Dry Weight (Total)	29.9	g
Solids, Percent	60.2	%

Sample: JB70128-12 **Analyzed:** 25-JUN-14 by NR **Method:** SM2540 G-97
ClientID: 411-PE-19

Wet Weight (Total)	35.39	g
Tare Weight	27.33	g
Dry Weight (Total)	32.86	g
Solids, Percent	68.6	%

Sample: JB70128-13 **Analyzed:** 25-JUN-14 by NR **Method:** SM2540 G-97
ClientID: 412-PE-107

Wet Weight (Total)	34.68	g
Tare Weight	25.34	g
Dry Weight (Total)	30.67	g
Solids, Percent	57.1	%

New Jersey ACCUTEST LABORATORIES

Misc. Raw Data

Raw Data

Methanol Prep Log

Vial Track #:	Lims ID:	Initial Tare Wt (g)	Total Wt (g)	Weight of Sample (g)	Date Prepared	Lot #:	Prep By	Vial Desc:	Comments
6/12/2014-2836	JB70128-1.2	36.9000	41.8000	4.9000	6/24/2014 6:30:15 PM	dk010	jp	10ml MeOH	
6/12/2014-2791	JB70128-1.3	34.6000	39.6200	5.0200	6/24/2014 6:30:56 PM	di	BK	DI water	
6/12/2014-2792	JB70128-1.4	34.6400	39.5700	4.9300	6/24/2014 6:32:03 PM	di	BK	DI water	
6/12/2014-2846	JB70128-10.2	36.5300	41.7400	5.2100	6/24/2014 6:45:00 PM	dk010	jp	10ml MeOH	
6/12/2014-2811	JB70128-10.3	34.6100	39.2100	4.6000	6/24/2014 6:45:22 PM	di	BK	DI water	
6/12/2014-2812	JB70128-10.4	34.3400	39.3400	5.0000	6/24/2014 6:45:42 PM	di	BK	DI water	
6/12/2014-2826	JB70128-11.2	36.7500	41.2500	4.5000	6/24/2014 6:46:02 PM	dk010	jp	10ml MeOH	
6/12/2014-2779	JB70128-11.3	34.1700	39.2500	5.0800	6/24/2014 6:46:24 PM	di	BK	DI water	
6/12/2014-2780	JB70128-11.4	34.9000	39.4700	4.5700	6/24/2014 6:46:44 PM	di	BK	DI water	
6/12/2014-2835	JB70128-12.2	36.5800	42.2100	5.6300	6/24/2014 6:47:13 PM	dk010	jp	10ml MeOH	
6/12/2014-2789	JB70128-12.3	34.6900	40.1900	5.5000	6/24/2014 6:47:40 PM	di	BK	DI water	
6/12/2014-2790	JB70128-12.4	34.5800	40.1700	5.5900	6/24/2014 6:48:19 PM	di	BK	DI water	
6/12/2014-2850	JB70128-13.2	36.7800	41.2300	4.4500	6/24/2014 6:48:38 PM	dk010	jp	10ml MeOH	
6/12/2014-2761	JB70128-13.3	34.7100	39.8300	5.1200	6/24/2014 6:49:00 PM	di	BK	DI water	
6/12/2014-2819	JB70128-13.4	34.3900	39.0900	4.7000	6/24/2014 6:49:27 PM	di	BK	DI water	

Methanol Prep Log

Vial Track #:	Lims ID:	Initial Tare Wt (g)	Total Wt (g)	Weight of Sample (g)	Date Prepared	Lot #:	Prep By	Vial Desc:	Comments
6/12/2014-2838	JB70128-13.5	36.7500	42.3400	5.5900	6/24/2014 6:49:46 PM	dk010	jp	10ml MeOH	
6/12/2014-2795	JB70128-13.6	34.3900	39.5900	5.2000	6/24/2014 6:50:22 PM	di	BK	DI water	
6/12/2014-2796	JB70128-13.7	34.3900	39.3500	4.9600	6/24/2014 6:50:38 PM	di	BK	DI water	
6/12/2014-2847	JB70128-2.2	36.4300	40.8200	4.3900	6/24/2014 6:33:16 PM	dk010	jp	10ml MeOH	
6/12/2014-2813	JB70128-2.3	34.3600	39.0200	4.6600	6/24/2014 6:34:20 PM	di	BK	DI water	
6/12/2014-2814	JB70128-2.4	34.3400	38.8300	4.4900	6/24/2014 6:35:16 PM	di	BK	DI water	
6/12/2014-2825	JB70128-3.2	36.8100	41.9300	5.1200	6/24/2014 6:36:20 PM	dk010	jp	10ml MeOH	
6/12/2014-2770	JB70128-3.3	34.9500	40.0300	5.0800	6/24/2014 6:36:46 PM	di	BK	DI water	
6/12/2014-2769	JB70128-3.4	34.5500	39.9500	5.4000	6/24/2014 6:37:21 PM	di	BK	DI water	
6/12/2014-2821	JB70128-4.2	36.7900	41.9800	5.1900	6/24/2014 6:38:15 PM	dk010	jp	10ml MeOH	
6/12/2014-2820	JB70128-4.3	34.4100	39.6400	5.2300	6/24/2014 6:38:44 PM	di	BK	DI water	
6/12/2014-2762	JB70128-4.4	34.1900	39.1100	4.9200	6/24/2014 6:39:18 PM	di	BK	DI water	
6/12/2014-2833	JB70128-5.2	36.6300	41.1900	4.5600	6/24/2014 6:39:55 PM	dk010	jp	10ml MeOH	
6/12/2014-2786	JB70128-5.3	34.2300	39.3500	5.1200	6/24/2014 6:40:24 PM	di	BK	DI water	
6/12/2014-2785	JB70128-5.4	34.4300	39.4500	5.0200	6/24/2014 6:41:09 PM	di	BK	DI water	

Methanol Prep Log

Vial Track #:	Lims ID:	Initial Tare Wt (g)	Total Wt (g)	Weight of Sample (g)	Date Prepared	Lot #:	Prep By	Vial Desc:	Comments
6/12/2014-2822	JB70128-6.2	36.3700	41.1800	4.8100	6/24/2014 6:41:48 PM	dk010	jp	10ml MeOH	
6/12/2014-2764	JB70128-6.3	34.7000	39.4500	4.7500	6/24/2014 6:42:38 PM	di	BK	DI water	
6/12/2014-2763	JB70128-6.4	34.6300	39.5400	4.9100	6/24/2014 6:43:01 PM	di	BK	DI water	
6/12/2014-2834	JB70128-7.2	36.3900	42.5300	6.1400	6/24/2014 6:43:28 PM	dk010	jp	10ml MeOH	
6/12/2014-2787	JB70128-7.3	34.7800	41.0100	6.2300	6/24/2014 6:43:55 PM	di	BK	DI water	
6/12/2014-2788	JB70128-7.4	34.4700	40.6200	6.1500	6/24/2014 6:44:22 PM	di	BK	DI water	